

COVID-19 Spending Report

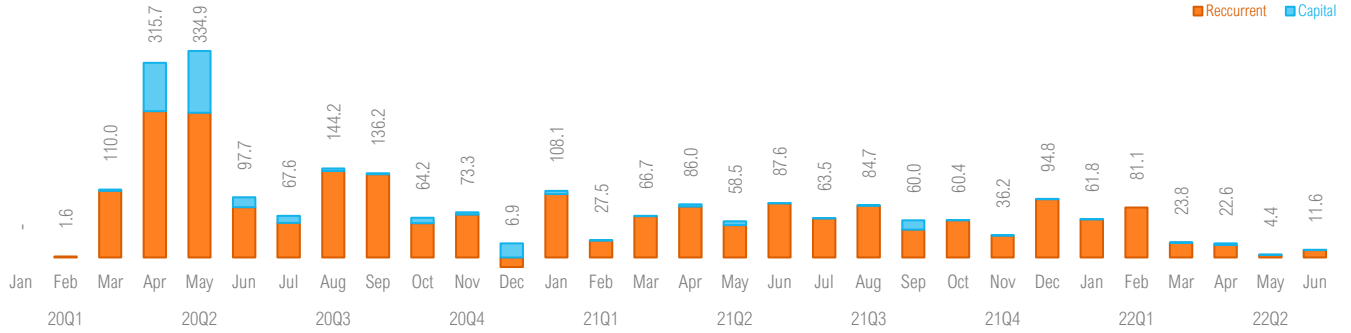
20Q1-22Q2

Total COVID-19 Spending
4,180.7

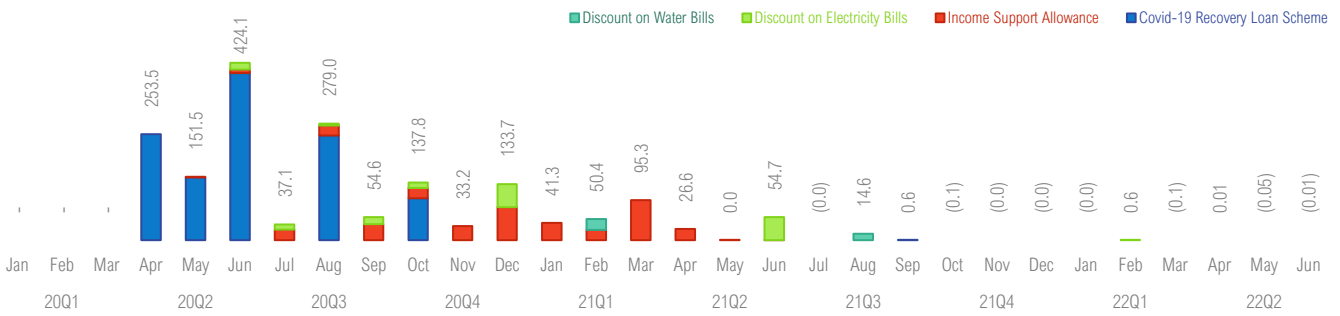
Health & Social Spending*
2,391.9

ERP Spending**
1,788.8

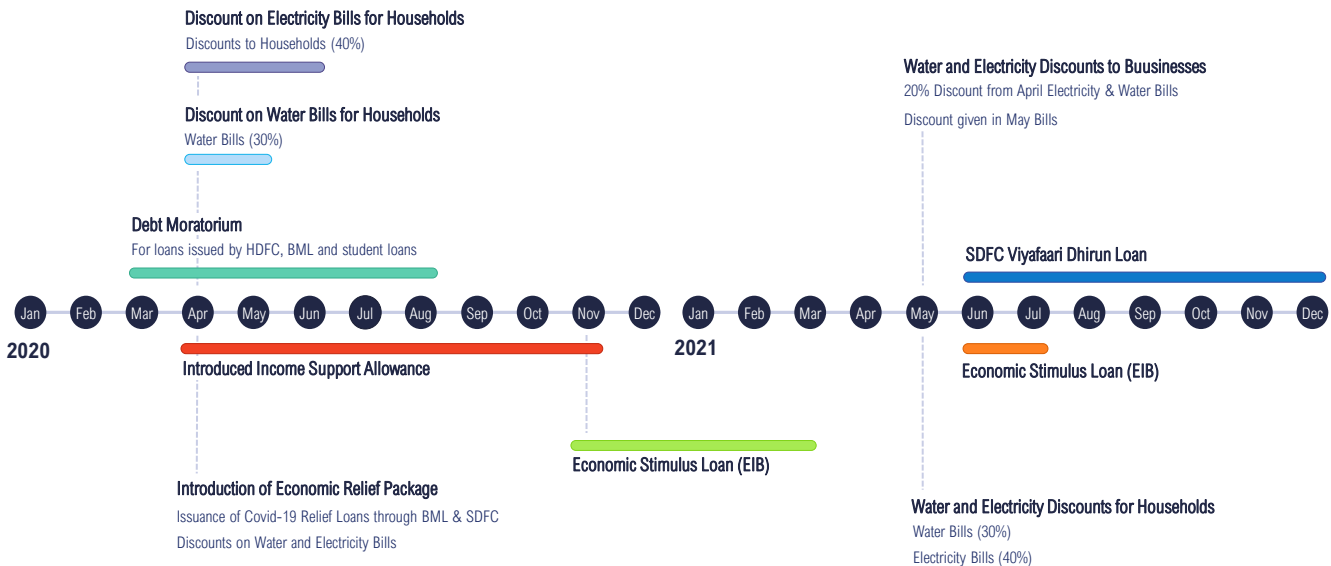
Trends in Health & Social Spending



Trends in ERP Spending



Timeline of COVID-19 Economic Response



Notes:

*The health & social-related spending figures in this report began on 11 February 2020 and include committed spending on COVID-19 related activities. This is shown to provide the most accurate and timely information.

** ERP Spending is a reflection of the realised figures in the Public Bank Account on the specified date. Approved but pending disbursements are not included.

Negative figures are indicative of reversal of POs raised in previous periods

All figures are as at 30/06/2022. Figures are in millions MVR, unless otherwise specified.

This is the last report which would be published regarding Covid-19 Spending as the state of Public Health Emergency is lifted.

TABLE 1: SUMMARY OF COVID-19 HEALTH & SOCIAL SPENDING BY BUSINESS AREA ^{1/}

<i>in millions of MVR unless stated otherwise</i>	20Q1-22Q2
TOTAL	2,391.9
Ministry of Health	943.8
National Disaster Management Authority	785.0
Indira Gandhi Memorial Hospital	232.0
Maldives Immigration	0.9
Maldives National Defence Force	67.7
Maldives Police Service	48.2
Ministry of Foreign Affairs*	6.8
Ministry of Gender, Family & Social Service	5.1
Ministry of National Planning, Housing and Infrastructure	42.2
National Social Protection Agency	122.8
National Drug Agency	2.6
Hulhumale' Hospital	17.8
Ministry of Higher Education	3.3
Ministry of Economic Development	0.6
Disaster Management Fund	84.1
Tourism Activities Implementation Fund	29.1

Notes:

^{1/}Spending data are as at 28 August 2022 and are likely to vary as reconciliation work is ongoing.

* As of 24 Aug 2020, the previously presented Zakat Fund figure will be included in the Ministry of Foreign Affairs spending figure.

This table shows the relevant 2 trust funds disaggregated from their respective business areas. Respective business areas of these trust funds: National Disaster Fund under National Disaster Management Authority; and Tourism Activities Implementation Fund under Ministry of Tourism.

TABLE 2: COVID-19 HEALTH & SOCIAL SPENDING DETAILS^{1/}

<i>in millions of MVR unless stated otherwise</i>		20Q1-22Q2
TOTAL COVID-19 HEALTH SPENDING		2,391.3
Ministry of Health		943.8
Allowances to Employees		137.6
Capital Equipment		84.2
Infrastructure Assets		1.3
Operational Services		78.3
Pensions, Retirement Benefits and Gratuities		0.2
Repairs and Maintenance		8.7
Supplies and Requisites		9.2
Supplies and Requisites for Service Provision		599.0
Travel Expenses		14.5
Salaries and Wages		2.4
Land and Buildings		7.7
Payments against losses and right-offs		0.0
Training		0.8
National Disaster Management Authority		869.1
Domestic Budget		785.0
Allowances to Employees		36.0
Capital Equipment		112.4
Grants, Contributions and Subsidies		17.3
Land and Buildings		31.2
Operational Services		115.4
Repairs and Maintenance		6.2
Supplies and Requisites		63.2
Supplies and Requisites for Service Provision		363.7
Travel Expenses		39.8
Disaster Management Fund		84.1
Grants, Contributions and Subsidies		84.1

in millions of MVR unless stated otherwise

20Q1-22Q2

Indira Gandhi Memorial Hospital		232.0
Allowances to Employees		23.1
Capital Equipment		5.0
Operational Services		13.0
Repairs and Maintenance		0.7
Supplies and Requisites		9.9
Supplies and Requisites for Service Provision		180.3
Hulhumale' Hospital		17.8
Allowances to Employees		10.5
Capital Equipment		0.2
Supplies and Requisites		0.9
Operational Services		4.5
Supplies and Requisites for Service Provision		1.3
Travel Expenses		0.3
Maldives Immigration		0.9
Capital Equipment		0.3
Operational Services		0.0
Repairs and Maintenance		0.2
Supplies and Requisites		0.3
Maldives National Defence Force		67.7
Allowances to Employees		48.4
Capital Equipment		0.5
Operational Services		0.0
Repairs and Maintenance		2.7
Supplies and Requisites		16.0

in millions of MVR unless stated otherwise

20Q1-22Q2

Maldives Police Service	48.2
Allowances to Employees	44.0
Capital Equipment	0.6
Operational Services	0.5
Repairs and Maintenance	0.9
Supplies and Requisites	2.2
Travel Expenses	0.0
Ministry of Foreign Affairs*	6.8
Grants, Contributions and Subsidies	6.8
Ministry of Gender, Family & Social Service	5.1
Capital Equipment	0.4
Operational Services	0.1
Repairs and Maintenance	0.0
Supplies and Requisites	0.1
Supplies and Requisites for Service Provision	4.3
Travel Expenses	0.1
Ministry of National Planning, Housing and Infrastructure	42.2
Allowances to Employees	1.1
Land and Buildings	40.7
Repairs and Maintenance	0.0
Supplies and Requisites	0.4

in millions of MVR unless stated otherwise

20Q1-22Q2

Ministry of Tourism	29.1
Tourism Activities Implementation Fund	29.1
Capital Equipment	1.6
Operational Services	10.3
Repairs and Maintenance	4.8
Supplies and Requisites	1.8
Supplies and Requisites for Service Provision	7.4
Travel Expenses	3.3
National Social Protection Agency	122.8
Grants, Contributions and Subsidies	122.8
National Drug Agency	2.6
Capital Equipment	0.0
Operational Services	0.3
Repairs and Maintenance	0.0
Supplies and Requisites	1.1
Supplies and Requisites for Service Provision	1.3
Travel Expenses	-
Ministry of Economic Development	0.6
Capital Equipment	0.6
Operational Services	0.0
Ministry of Higher Education	3.3
Grants, Contributions and Subsidies	3.3

¹Spending data are as at 28 August 2022 and are likely to vary as reconciliation work is ongoing.

* As of 24th Aug 2020, amendment has been made to present the sum of domestic budget and Zakat Fund spending figures.

TABLE 3: SUMMARY OF COVID-19 HEALTH & SOCIAL SPENDING BY PAYMENT TYPE ^{1/}

<i>in millions of MVR unless stated otherwise</i>		20Q1-22Q2
TOTAL		1,788.8
Covid-19 Recovery Loan Scheme		1,154.2
Income Support Allowance		421.0
Discount on Electricity Bills		173.0
Discount on Water Bills		40.6

Notes:

Information in this table reflects the realised figures in the Public Bank Account on the specified date.

^{1/}Spending data are as at 28 August 2022 and are likely to vary as reconciliation work is ongoing.

ADDITIONAL INFORMATION: ECONOMIC RESPONSE UPDATE

INCOME SUPPORT ALLOWANCE

DISBURSED (COUNT)

93,906

DISBURSED (MVR)

421 million

INDIVIDUALS ASSISTED

22,946

Income Support Allowance has been discontinued from November 2020.

Last Updated: 24 June 2021

Source: Ministry of Economic Development

DISCOUNT ON ELECTRICITY AND WATER BILLS

	Discount on Electricity Bills			Discount on Water Bills		
	2020	2021	TOTAL	2020	2021	TOTAL
TOTAL						
Value of Discount (MVR millions)	146.7	62.6	209.3	26.0	62.6	88.6
No. of Households	276,203	98,455	374,658	110,966	98,455	209,421
No. of Other Establishments	-	21,123	21,123	-	21,123	21,123
STELCO						
Value of Discount (MVR millions)	84.2	37.3	121.5	0.2	37.3	37.5
No. of Households	136,526	48,564	185,090	1,118	48,564	49,682
No. of Other Establishments	-	12,038	12,038	-	12,038	12,038
FENAKA						
Value of Discount (MVR millions)	61.7	24.9	86.6	0.6	24.9	25.5
No. of Households	137,584	49,168	186,752	25,661	49,168	74,829
No. of Other Establishments	-	9,018	9,018	-	9,018	9,018
MWSC						
Value of Discount (MVR millions)	0.8	0.4	1.2	25.2	0.4	25.6
No. of Households	2,093	723	2,816	84,187	723	84,910
No. of Other Establishments	-	67	67	-	67	67

Source: STELCO, FENAKA, MWSC

COVID-19 Recovery Loan Schemes

The figures in this section present the disbursements made by BML and SDFC to support the implementation of the COVID-19 Recovery Loan Schemes.

COVID-19 Relief Loan Scheme

Disbursed through BML

COUNT

419

DISBURSED (MVR)

585.9 million

DISBURSED (USD)

8.0 million

All funds allocated for the loan scheme has been disbursed as of January 2021.

Data: 14 January 2021

Disbursed through SDFC

COUNT

2,133

DISBURSED (MVR)

367.3 million

All funds allocated for the loan scheme has been disbursed as of April 2021.

Data: 15 April 2021

EIB Loan Scheme

Disbursed through BML

Tranch 1

COUNT

56

DISBURSED (MVR)

346.0 million

Data: 31 December 2021

Tranch 2

COUNT

128

DISBURSED (MVR)

291.8 million

Data: 17 July 2022

Viyafaari Dhirun Loan Scheme

Disbursed through SDFC

COUNT

82

DISBURSED (MVR)

45.9 million

Data: 31 March 2022

Source: BML, SDFC

DEFINITIONS

Committed Spending	Total value of Purchase Orders and Invoices not paid yet for an account.
Total COVID-19 Spending	Sum of Recurrent and Capital spendings towards COVID-19 activities.
Recurrent Spending	Spending committed to COVID-19 related operational expenses such as medical consumables (e.g. masks and gloves).
Capital Spending	Spending committed to COVID-19 related capital such as ventilators, medical facilities and isolation facilities.
Supplies and Requisites for Service Provision	This category primarily includes spending on medical consumables, test kits and Personal Protective Equipment (PPE)
Grants, Contributions and Subsidies	This category primarily includes spending which extend direct assistance to those in need, and spending from the Disaster Management Fund to stock up staple food.
Land and Buildings	This category includes spending on the construction of structures used to treat and counter COVID-19. It primarily includes medical, isolation and quarantine facilities.
Capital Equipment	This category includes spending on COVID-19 related diagnostic equipment, medical equipment for medical facilities, and furniture for new medical and isolation facilities.
Purchase Order	Transaction for which purchase orders are raised in the public accounting system.
Invoices Not Paid Yet	Goods and Services are received and Invoices are posted in the public accounting system.
Payments	Funds have been paid and the transaction is closed.
Income Support Allowance	This scheme will provide allowances to Maldivian workers who are unemployed or had their salaries (earnings for self-employed/ freelance workers) affected due to the COVID19 pandemic.
COVID-19 Recovery Loan Scheme	The scheme is designed to provide financing for large businesses, SMEs, self-employed and freelance individuals affected by the COVID-19 pandemic. Ministry of Finance has partnered with Bank of Maldives and SME Development Finance Corporation to support the implementation of this scheme.

*Note: All references to "good and services" in this report pertain to COVID-19 related efforts, including instances where it is not explicitly stated.
Definitions have been revised on 17 May 2020*