

COVID-19 Spending Report

20Q1-22Q1

Total COVID-19 Spending

4,151.8

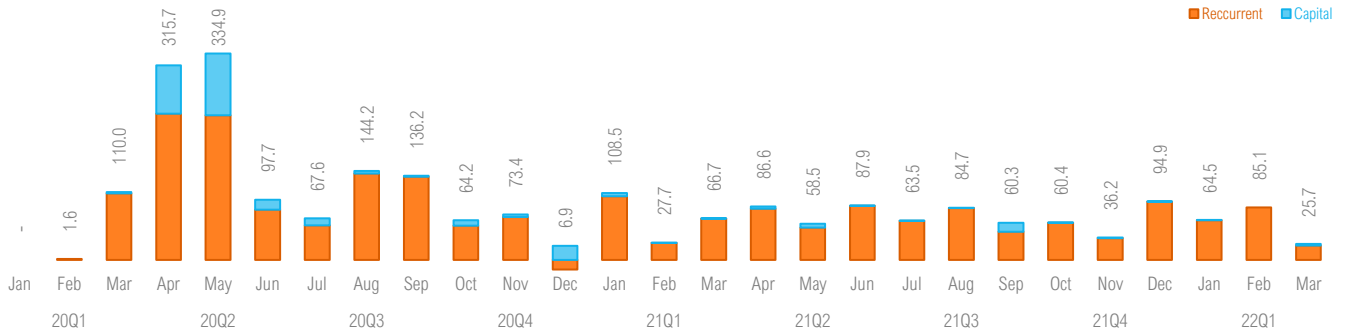
Health & Social Spending*

2,363.0

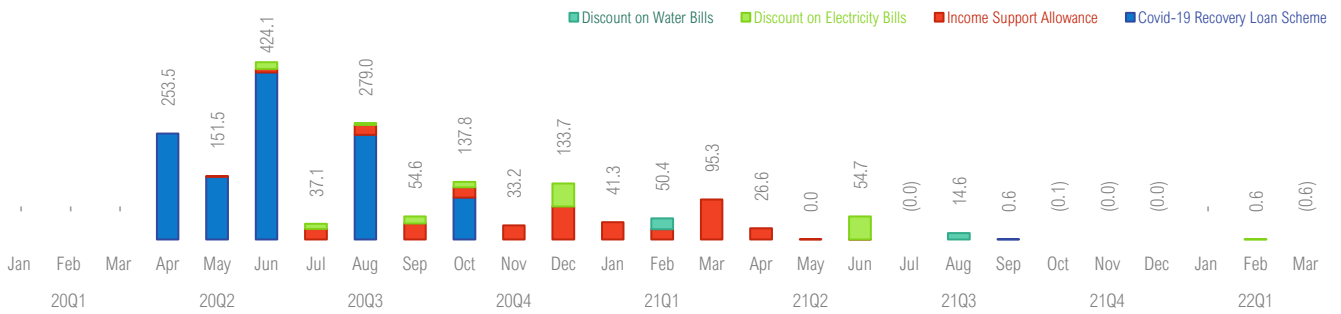
ERP Spending**

1,788.8

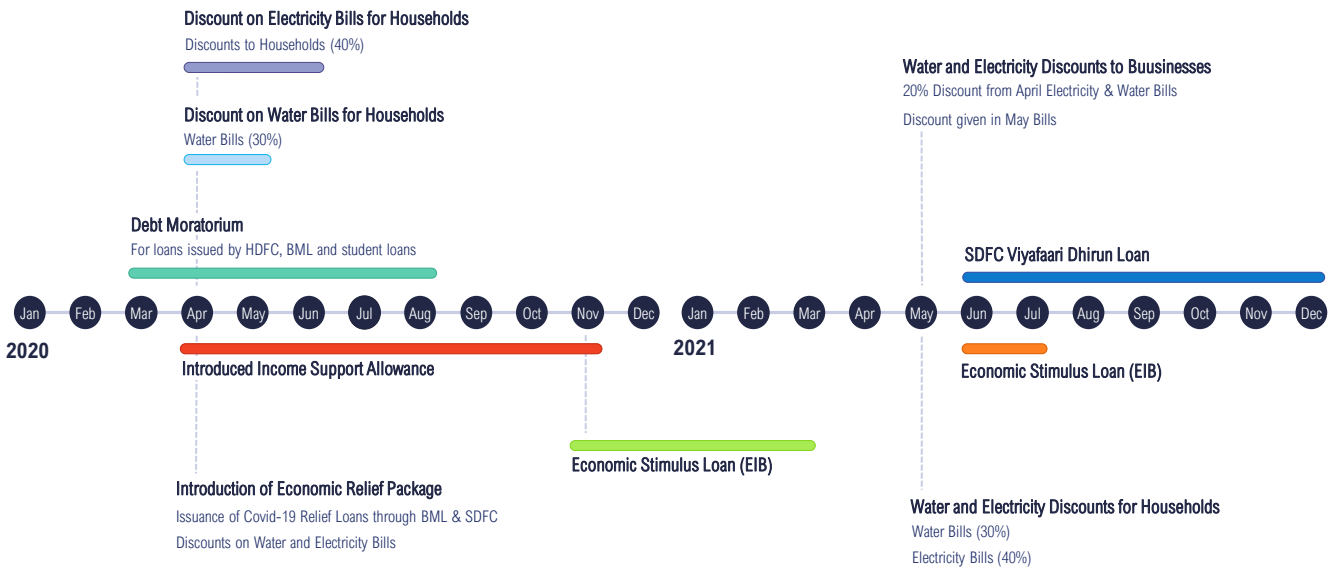
Trends in Health & Social Spending



Trends in ERP Spending



Timeline of COVID-19 Economic Response



Notes:

*The health & social-related spending figures in this report began on 11 February 2020 and include committed spending on COVID-19 related activities. This is shown to provide the most accurate and timely information.

** ERP Spending is a reflection of the realised figures in the Public Bank Account on the specified date. Approved but pending disbursements are not included.

Negative figures are indicative of reversal of POs raised in previous periods

There has been no new ERP spending in Quarter 1, 2022

All figures are as at 31/03/2022. Figures are in millions MVR, unless otherwise specified.

TABLE 1: SUMMARY OF COVID-19 HEALTH & SOCIAL SPENDING BY BUSINESS AREA ^{1/}

in millions of MVR unless stated otherwise

20Q1-22Q1

TOTAL	2,363.0
Ministry of Health	931.1
National Disaster Management Authority	784.3
Indira Gandhi Memorial Hospital	231.7
Maldives Immigration	0.9
Maldives National Defence Force	67.7
Maldives Police Services	48.2
Ministry of Foreign Affairs*	6.8
Ministry of Gender, Family and Social Services	5.2
Ministry of National Planning, Housing and Infrastructure	41.8
National Social Protection Agency	108.2
National Drug Agency	2.6
Hulhumale' Hospital	18.0
Ministry of Higher Education	3.3
Disaster Management Fund	84.1
Tourism Activities Implementation Fund	29.1

Notes:

^{1/}Spending data are as at 31/3/2022 and are likely to vary as reconciliation work is ongoing.

* As of 24 Aug 2020, the previously presented Zakat Fund figure will be included in the Ministry of Foreign Affairs spending figure.

This table shows the relevant 2 trust funds disaggregated from their respective business areas. Respective business areas of these trust funds: National Disaster Fund under National Disaster Management Authority; and Tourism Activities Implementation Fund under Ministry of Tourism.

TABLE 2: COVID-19 HEALTH & SOCIAL SPENDING DETAILS^{1/}

	20Q1-22Q1
<i>in millions of MVR unless stated otherwise</i>	
TOTAL COVID-19 HEALTH SPENDING	2,363.0
Ministry of Health	931.1
Allowances to Employees	128.9
Capital Equipment	83.5
Infrastructure Assets	1.3
Operational Services	76.8
Pensions, Retirement Benefits and Gratuities	0.2
Repairs and Maintenance	8.7
Supplies and Requisites	8.1
Supplies and Requisites for Service Provision	599.4
Travel Expenses	14.3
Salaries and Wages	1.5
Land and Buildings	7.7
Payments against losses and right-offs	0.0
Training	0.8
Accumulated Depreciation - Vehicles	-
National Disaster Management Authority	868.3
Domestic Budget	784.3
Allowances to Employees	36.0
Capital Equipment	112.4
Grants, Contributions and Subsidies	17.3
Land and Buildings	31.2
Operational Services	114.7
Repairs and Maintenance	6.2
Supplies and Requisites	63.2
Supplies and Requisites for Service Provision	363.7
Travel Expenses	39.8
Disaster Management Fund	84.1
Allowances to Employees	-
Capital Equipment	-
Grants, Contributions and Subsidies	84.1
Land and Buildings	-
Operational Services	-
Repairs and Maintenance	-
Supplies and Requisites	-
Supplies and Requisites for Service Provision	-
Travel Expenses	-

in millions of MVR unless stated otherwise

20Q1-22Q1

Indira Gandhi Memorial Hospital		231.7
Allowances to Employees		23.1
Capital Equipment		5.0
Grants, Contributions and Subsidies		-
Land and Buildings		-
Operational Services		13.0
Repairs and Maintenance		0.8
Supplies and Requisites		9.9
Supplies and Requisites for Service Provision		180.0
Travel Expenses		-
Hulhumale' Hospital		18.0
Allowances to Employees		10.5
Capital Equipment		0.2
Supplies and Requisites		0.9
Operational Services		4.5
Supplies and Requisites for Service Provision		1.6
Travel Expenses		0.3
Maldives Immigration		0.9
Allowances to Employees		-
Capital Equipment		0.3
Grants, Contributions and Subsidies		-
Land and Buildings		-
Operational Services		0.0
Repairs and Maintenance		0.2
Supplies and Requisites		0.3
Supplies and Requisites for Service Provision		-
Travel Expenses		-
Maldives National Defence Force		67.7
Allowances to Employees		48.4
Capital Equipment		0.5
Grants, Contributions and Subsidies		-
Land and Buildings		-
Operational Services		0.0
Repairs and Maintenance		2.7
Supplies and Requisites		16.0
Supplies and Requisites for Service Provision		-
Travel Expenses		-

in millions of MVR unless stated otherwise

20Q1-22Q1

Maldives Police Services	48.2
Allowances to Employees	44.0
Capital Equipment	0.6
Grants, Contributions and Subsidies	-
Land and Buildings	-
Operational Services	0.5
Repairs and Maintenance	0.9
Supplies and Requisites	2.2
Supplies and Requisites for Service Provision	-
Travel Expenses	0.0
Ministry of Foreign Affairs*	6.8
Allowances to Employees	-
Capital Equipment	-
Grants, Contributions and Subsidies	6.8
Land and Buildings	-
Operational Services	-
Repairs and Maintenance	-
Supplies and Requisites	-
Supplies and Requisites for Service Provision	-
Travel Expenses	-
Ministry of Gender, Family and Social Services	5.2
Allowances to Employees	-
Capital Equipment	0.4
Grants, Contributions and Subsidies	-
Land and Buildings	-
Operational Services	0.1
Repairs and Maintenance	0.0
Supplies and Requisites	0.1
Supplies and Requisites for Service Provision	4.4
Travel Expenses	0.1
Ministry of National Planning, Housing and Infrastructure	41.8
Allowances to Employees	0.7
Capital Equipment	-
Grants, Contributions and Subsidies	-
Land and Buildings	40.7
Operational Services	-
Repairs and Maintenance	0.0
Supplies and Requisites	0.4
Supplies and Requisites for Service Provision	-
Travel Expenses	-

in millions of MVR unless stated otherwise

20Q1-22Q1

Ministry of Tourism	29.1
Tourism Activities Implementation Fund	29.1
Allowances to Employees	-
Capital Equipment	1.6
Grants, Contributions and Subsidies	-
Land and Buildings	-
Operational Services	10.3
Repairs and Maintenance	4.8
Supplies and Requisites	1.8
Supplies and Requisites for Service Provision	7.4
Travel Expenses	3.3
National Social Protection Agency	108.2
Allowances to Employees	-
Capital Equipment	-
Grants, Contributions and Subsidies	108.2
Land and Buildings	-
Operational Services	-
Repairs and Maintenance	-
Supplies and Requisites	-
Supplies and Requisites for Service Provision	-
Travel Expenses	-
National Drug Agency	2.6
Allowances to Employees	-
Capital Equipment	0.0
Grants, Contributions and Subsidies	-
Land and Buildings	-
Operational Services	0.3
Repairs and Maintenance	0.0
Supplies and Requisites	1.1
Supplies and Requisites for Service Provision	1.3
Travel Expenses	-

*in millions of MVR unless stated otherwise***20Q1-22Q1**

Ministry of Higher Education	3.3
Allowances to Employees	-
Capital Equipment	-
Grants, Contributions and Subsidies	3.3
Land and Buildings	-
Operational Services	-
Repairs and Maintenance	-
Supplies and Requisites	-
Supplies and Requisites for Service Provision	-
Travel Expenses	-

1/Spending data are as at 31/3/2022 and are likely to vary as reconciliation work is ongoing.

** As of 24th Aug 2020, amendment has been made to present the sum of domestic budget and Zakat Fund spending figures.*

TABLE 3: SUMMARY OF COVID-19 HEALTH & SOCIAL SPENDING BY PAYMENT TYPE ^{1/}

<i>in millions of MVR unless stated otherwise</i>		20Q1-22Q1
TOTAL		1,788.8
Covid-19 Recovery Loan Scheme		1,154.2
Income Support Allowance		421.0
Discount on Electricity Bills		173.0
Discount on Water Bills		40.6

Notes:

Information in this table reflects the realised figures in the Public Bank Account on the specified date.

^{1/}Spending data are as at 31/3/2022 and are likely to vary as reconciliation work is ongoing.

ADDITIONAL INFORMATION: ECONOMIC RESPONSE UPDATE

INCOME SUPPORT ALLOWANCE

DISBURSED (COUNT)

93,906

DISBURSED (MVR)

421 million

INDIVIDUALS ASSISTED

22,946

Income Support Allowance has been discontinued from November 2020.

Last Updated: 24 June 2021

Source: Ministry of Economic Development

DISCOUNT ON ELECTRICITY AND WATER BILLS

	Discount on Electricity Bills			Discount on Water Bills		
	2020	2021	TOTAL	2020	2021	TOTAL
TOTAL						
Value of Discount (MVR millions)	146.7	62.6	209.3	26.0	62.6	88.6
No. of Households	276,203	98,455	374,658	110,966	98,455	209,421
No. of Other Establishments	-	21,123	21,123	-	21,123	21,123
STELCO						
Value of Discount (MVR millions)	84.2	37.3	121.5	0.2	37.3	37.5
No. of Households	136,526	48,564	185,090	1,118	48,564	49,682
No. of Other Establishments	-	12,038	12,038	-	12,038	12,038
FENAKA						
Value of Discount (MVR millions)	61.7	24.9	86.6	0.6	24.9	25.5
No. of Households	137,584	49,168	186,752	25,661	49,168	74,829
No. of Other Establishments	-	9,018	9,018	-	9,018	9,018
MWSC						
Value of Discount (MVR millions)	0.8	0.4	1.2	25.2	0.4	25.6
No. of Households	2,093	723	2,816	84,187	723	84,910
No. of Other Establishments	-	67	67	-	67	67

Source: STELCO, FENAKA, MWSC

COVID-19 Recovery Loan Schemes

The figures in this section present the disbursements made by BML and SDFC to support the implementation of the COVID-19 Recovery Loan Schemes.

COVID-19 Relief Loan Scheme

Disbursed through BML

COUNT	DISBURSED (MVR)	DISBURSED (USD)
419	585.9 million	8.0 million

All funds allocated for the loan scheme has been disbursed as of January 2021.

Data: 14 January 2021

Disbursed through SDFC

COUNT	DISBURSED (MVR)
2,133	367.3 million

All funds allocated for the loan scheme has been disbursed as of April 2021.

Data: 15 April 2021

EIB Loan Scheme

Disbursed through BML

Tranch 1

COUNT	DISBURSED (MVR)
56	346.0 million

Data: 31 December 2021

Tranch 2

COUNT	DISBURSED (MVR)
126	290.8 million

Data: 31 March 2022

Viyafaari Dhirun Loan Scheme

Disbursed through SDFC

COUNT	DISBURSED (MVR)
73	39.0 million

Data: 31 March 2022

Source: BML, SDFC

DEFINITIONS

Committed Spending	Total value of Purchase Orders and Invoices not paid yet for an account.
Total COVID-19 Spending	Sum of Recurrent and Capital spendings towards COVID-19 activities.
Recurrent Spending	Spending committed to COVID-19 related operational expenses such as medical consumables (e.g. masks and gloves).
Capital Spending	Spending committed to COVID-19 related capital such as ventilators, medical facilities and isolation facilities.
Supplies and Requisites for Service Provision	This category primarily includes spending on medical consumables, test kits and Personal Protective Equipment (PPE)
Grants, Contributions and Subsidies	This category primarily includes spending which extend direct assistance to those in need, and spending from the Disaster Management Fund to stock up staple food.
Land and Buildings	This category includes spending on the construction of structures used to treat and counter COVID-19. It primarily includes medical, isolation and quarantine facilities.
Capital Equipment	This category includes spending on COVID-19 related diagnostic equipment, medical equipment for medical facilities, and furniture for new medical and isolation facilities.
Purchase Order	Transaction for which purchase orders are raised in the public accounting system.
Invoices Not Paid Yet	Goods and Services are received and Invoices are posted in the public accounting system.
Payments	Funds have been paid and the transaction is closed.
Income Support Allowance	This scheme will provide allowances to Maldivian workers who are unemployed or had their salaries (earnings for self-employed/ freelance workers) affected due to the COVID19 pandemic.
COVID-19 Recovery Loan Scheme	The scheme is designed to provide financing for large businesses, SMEs, self-employed and freelance individuals affected by the COVID-19 pandemic. Ministry of Finance has partnered with Bank of Maldives and SME Development Finance Corporation to support the implementation of this scheme.

*Note: All references to "good and services" in this report pertain to COVID-19 related efforts, including instances where it is not explicitly stated.
Definitions have been revised on 17 May 2020*