

BUILDING LINE —

PROPOSED 3 STOREY HOSPITAL
1923.85 m²

ROOF SLAB EXTEND
FIRST FLOOR

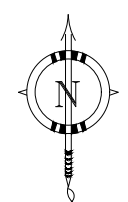
1881

3811

BUILDING LINE

3451

BUILT UP AREA CALCULATIONS	
SPACE	AREA
TOTAL PLOT AREA	6770.43 SQM
NEW PLOT AREA	3103.87 SQM
BUILT UP AREA	1923.85 SQM



SITE PLAN

SCALE 1-100

A horizontal number line starting at 0m on the left and ending at 5m on the right. There are four vertical tick marks between 0m and 5m, dividing the line into five equal segments.

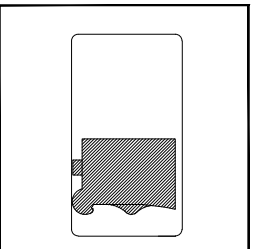
CLIENT:

ALI RIZA
(MINISTRY OF HEALTH)

DESIGN AND CONSULTANCY:

SIARCH
PRIVATE LIMITED
LONUZIYAARAY MAGU, MALE*, 20075, MALDIVES
EMAIL: INFO@SIARCH.DESIGN
HTTP://WWW.SIARCH.DESIGN

KEY PLAN:



WARNING:

- This drawing shall not be used for construction unless certified.
- Contractor to verify all dimensions of existing works on site before commencing any work or preparing shop drawings.
- Do not scale drawings, use written dimensions only.
- This drawing is to be read in conjunction with the specifications and conditions of contract.
- This drawing and design is copyright and no portion may be reproduced without the permission of the Consultant

REVISIONS

[illegible]

PROJECT:

PROPOSED 3
STOREY HOSPITAL

PHASE:

- ☐ CONCEPT DESIGN
☒ DESIGN DEVELOPMENT
☐ TENDER DOCUMENT
☐ FOR CONSTRUCTION
☐ AS BUILD DRAWINGS

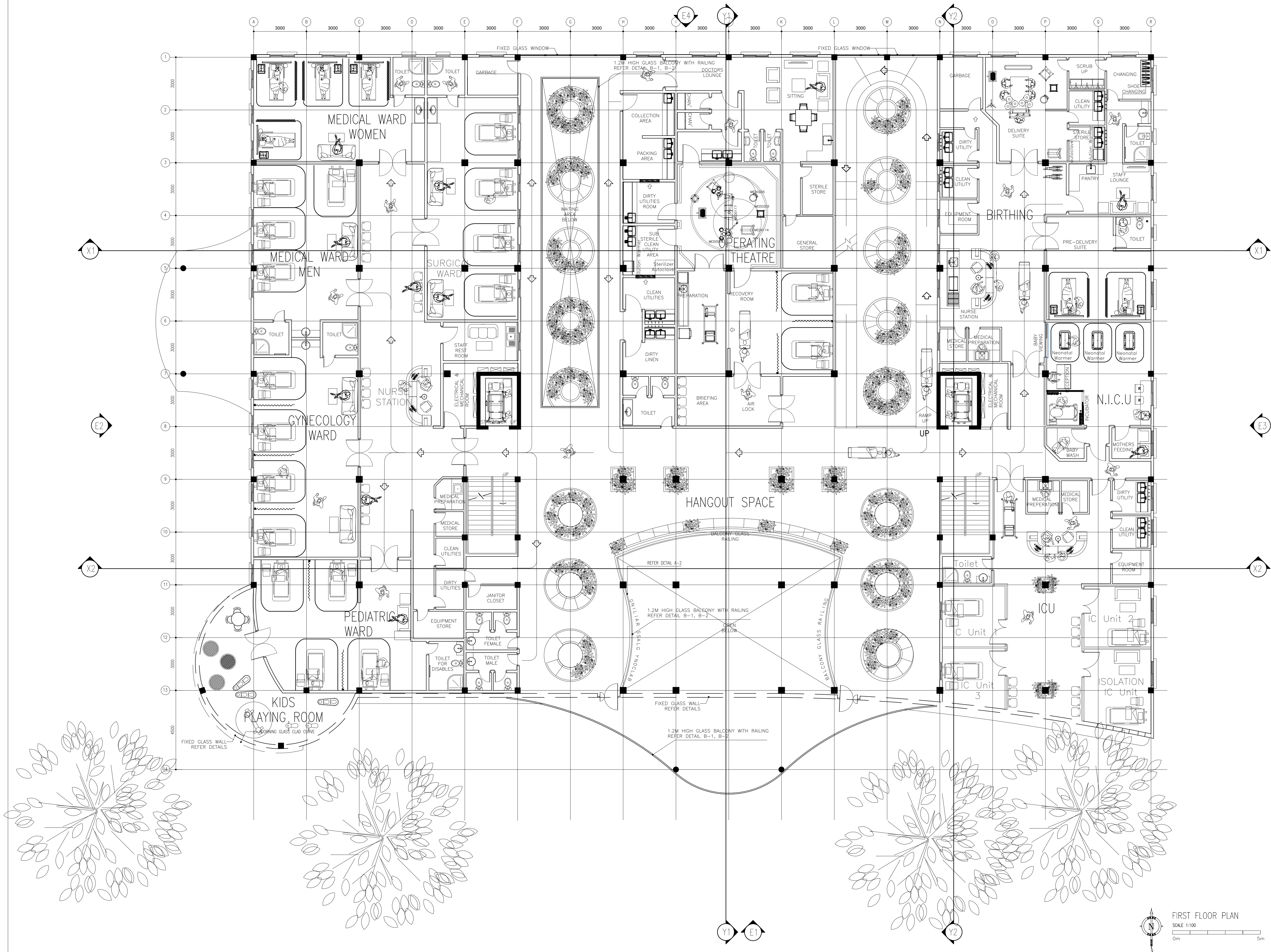
DESIGNATION	NAME	SIGNATURE
DESIGN BY:	SIARCH PVT LTD	
STR. ENGINEER	HUSSAN SHIHAN	
ARCHITECT	MOHAMMED SIRAJ	
CHECKED	MOHAMMED SIRAJ	
DRAWN	YASHIKA	

DWG. NAME:

ARCHITECTURAL

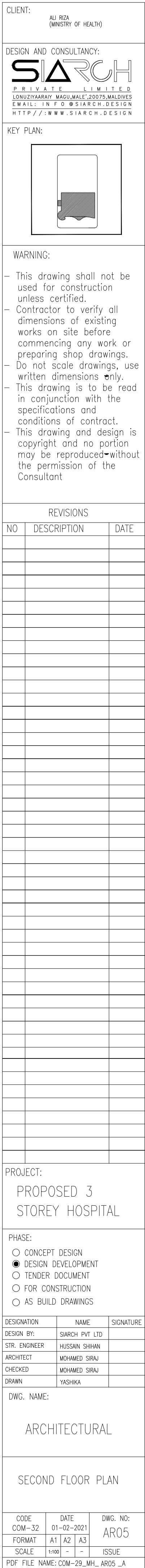
SITE PLAN

CODE COM-32	DATE 16-01-2021			DWG. NO: AR02
FORMAT	A1	A2	A3	
SCALE	1:100	-	-	ISSUE
PDF FILE NAME: COM-29_MH_AR02_A				

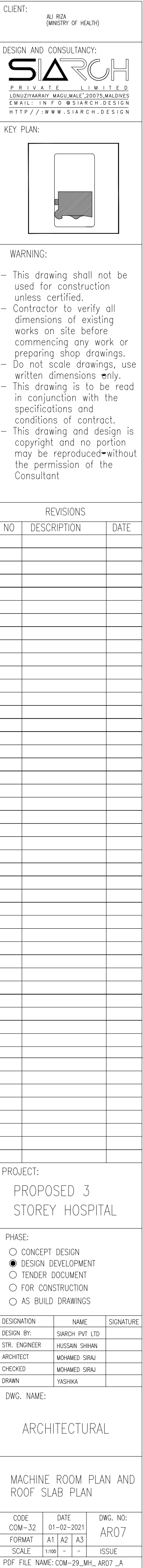


CLIENT:
ALI RIZA
(MINISTRY OF HEALTH)

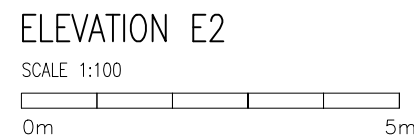
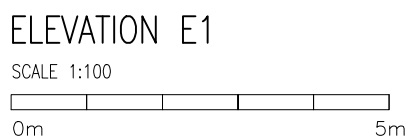
DESIGN AND CONSULTANCY:
SIARCH
P R I V A T E L I M I T E D
UNIT 10/11, 12/13, 14/15, 16/17, 18/19, 20/21, 22/23, 24/25, 26/27, 28/29, 30/31, 32/33, 34/35, 36/37, 38/39, 40/41, 42/43, 44/45, 46/47, 48/49, 50/51, 52/53, 54/55, 56/57, 58/59, 60/61, 62/63, 64/65, 66/67, 68/69, 70/71, 72/73, 74/75, 76/77, 78/79, 80/81, 82/83, 84/85, 86/87, 88/89, 90/91, 92/93, 94/95, 96/97, 98/99, 100/101, 102/103, 104/105, 106/107, 108/109, 110/111, 112/113, 114/115, 116/117, 118/119, 120/121, 122/123, 124/125, 126/127, 128/129, 130/131, 132/133, 134/135, 136/137, 138/139, 140/141, 142/143, 144/145, 146/147, 148/149, 150/151, 152/153, 154/155, 156/157, 158/159, 160/161, 162/163, 164/165, 166/167, 168/169, 170/171, 172/173, 174/175, 176/177, 178/179, 180/181, 182/183, 184/185, 186/187, 188/189, 190/191, 192/193, 194/195, 196/197, 198/199, 200/201, 202/203, 204/205, 206/207, 208/209, 210/211, 212/213, 214/215, 216/217, 218/219, 220/221, 222/223, 224/225, 226/227, 228/229, 230/231, 232/233, 234/235, 236/237, 238/239, 240/241, 242/243, 244/245, 246/247, 248/249, 250/251, 252/253, 254/255, 256/257, 258/259, 260/261, 262/263, 264/265, 266/267, 268/269, 270/271, 272/273, 274/275, 276/277, 278/279, 280/281, 282/283, 284/285, 286/287, 288/289, 290/291, 292/293, 294/295, 296/297, 298/299, 300/301, 302/303, 304/305, 306/307, 308/309, 310/311, 312/313, 314/315, 316/317, 318/319, 320/321, 322/323, 324/325, 326/327, 328/329, 330/331, 332/333, 334/335, 336/337, 338/339, 340/341, 342/343, 344/345, 346/347, 348/349, 350/351, 352/353, 354/355, 356/357, 358/359, 360/361, 362/363, 364/365, 366/367, 368/369, 370/371, 372/373, 374/375, 376/377, 378/379, 380/381, 382/383, 384/385, 386/387, 388/389, 390/391, 392/393, 394/395, 396/397, 398/399, 400/401, 402/403, 404/405, 406/407, 408/409, 410/411, 412/413, 414/415, 416/417, 418/419, 420/421, 422/423, 424/425, 426/427, 428/429, 430/431, 432/433, 434/435, 436/437, 438/439, 440/441, 442/443, 444/445, 446/447, 448/449, 450/451, 452/453, 454/455, 456/457, 458/459, 460/461, 462/463, 464/465, 466/467, 468/469, 470/471, 472/473, 474/475, 476/477, 478/479, 480/481, 482/483, 484/485, 486/487, 488/489, 490/491, 492/493, 494/495, 496/497, 498/499, 500/501, 502/503, 504/505, 506/507, 508/509, 510/511, 512/513, 514/515, 516/517, 518/519, 520/521, 522/523, 524/525, 526/527, 528/529, 530/531, 532/533, 534/535, 536/537, 538/539, 540/541, 542/543, 544/545, 546/547, 548/549, 550/551, 552/553, 554/555, 556/557, 558/559, 560/561, 562/563, 564/565, 566/567, 568/569, 570/571, 572/573, 574/575, 576/577, 578/579, 580/581, 582/583, 584/585, 586/587, 588/589, 590/591, 592/593, 594/595, 596/597, 598/599, 600/601, 602/603, 604/605, 606/607, 608/609, 610/611, 612/613, 614/615, 616/617, 618/619, 620/621, 622/623, 624/625, 626/627, 628/629, 630/631, 632/633, 634/635, 636/637, 638/639, 640/641, 642/643, 644/645, 646/647, 648/649, 650/651, 652/653, 654/655, 656/657, 658/659, 660/661, 662/663, 664/665, 666/667, 668/669, 670/671, 672/673, 674/675, 676/677, 678/679, 680/681, 682/683, 684/685, 686/687, 688/689, 690/691, 692/693, 694/695, 696/697, 698/699, 700/701, 702/703, 704/705, 706/707, 708/709, 710/711, 712/713, 714/715, 716/717, 718/719, 720/721, 722/723, 724/725, 726/727, 728/729, 730/731, 732/733, 734/735, 736/737, 738/739, 740/741, 742/743, 744/745, 746/747, 748/749, 750/751, 752/753, 754/755, 756/757, 758/759, 760/761, 762/763, 764/765, 766/767, 768/769, 770/771, 772/773, 774/775, 776/777, 778/779, 780/781, 782/783, 784/785, 786/787, 788/789, 790/791, 792/793, 794/795, 796/797, 798/799, 800/801, 802/803, 804/805, 806/807, 808/809, 810/811, 812/813, 814/815, 816/817, 818/819, 820/821, 822/823, 824/825, 826/827, 828/829, 830/831, 832/833, 834/835, 836/837, 838/839, 840/841, 842/843, 844/845, 846/847, 848/849, 850/851, 852/853, 854/855, 856/857, 858/859, 860/861, 862/863, 864/865, 866/867, 868/869, 870/871, 872/873, 874/875, 876/877, 878/879, 880/881, 882/883, 884/885, 886/887, 888/889, 890/891, 892/893, 894/895, 896/897, 898/899, 900/901, 902/903, 904/905, 906/907, 908/909, 910/911, 912/913, 914/915, 916/917, 918/919, 920/921, 922/923, 924/925, 926/927, 928/929, 930/931, 932/933, 934/935, 936/937, 938/939, 940/941, 942/943, 944/945, 946/947, 948/949, 950/951, 952/953, 954/955, 956/957, 958/959, 960/961, 962/963, 964/965, 966/967, 968/969, 970/971, 972/973, 974/975, 976/977, 978/979, 980/981, 982/983, 984/985, 986/987, 988/989, 990/991, 992/993, 994/995, 996/997, 998/999, 1000/1001, 1002/1003, 1004/1005, 1006/1007, 1008/1009, 1010/1011, 1012/1013, 1014/1015, 1016/1017, 1018/1019, 1020/1021, 1022/1023, 1024/1025, 1026/1027, 1028/1029, 1030/1031, 1032/1033, 1034/1035, 1036/1037, 1038/1039, 1040/1041, 1042/1043, 1044/1045, 1046/1047, 1048/1049, 1050/1051, 1052/1053, 1054/1055, 1056/1057, 1058/1059, 1060/1061, 1062/1063, 1064/1065, 1066/1067, 1068/1069, 1070/1071, 1072/1073, 1074/1075, 1076/1077, 1078/1079, 1080/1081, 1082/1083, 1084/1085, 1086/1087, 1088/1089, 1090/1091, 1092/1093, 1094/1095, 1096/1097, 1098/1099, 1100/1101, 1102/1103, 1104/1105, 1106/1107, 1108/1109, 1110/1111, 1112/1113, 1114/1115, 1116/1117, 1118/1119, 1120/1121, 1122/1123, 1124/1125, 1126/1127, 1128/1129, 1130/1131, 1132/1133, 1134/1135, 1136/1137, 1138/1139, 1140/1141, 1142/1143, 1144/1145, 1146/1147, 1148/1149, 1150/1151, 1152/1153, 1154/1155, 1156/1157, 1158/1159, 1160/1161, 1162/1163, 1164/1165, 1166/1167, 1168/1169, 1170/1171, 1172/1173, 1174/1175, 1176/1177, 1178/1179, 1180/1181, 1182/1183, 1184/1185, 1186/1187, 1188/1189, 1190/1191, 1192/1193, 1194/1195, 1196/1197, 1198/1199, 1200/1201, 1202/1203, 1204/1205, 1206/1207, 1208/1209, 1210/1211, 1212/1213, 1214/1215, 1216/1217, 1218/1219, 1220/1221, 1222/1223, 1224/1225, 1226/1227, 1228/1229, 1230/1231, 1232/1233, 1234/1235, 1236/1237, 1238/1239, 1240/1241, 1242/1243, 1244/1245, 1246/1247, 1248/1249, 1250/1251, 1252/1253, 1254/1255, 1256/1257, 1258/1259, 1260/1261, 1262/1263, 1264/1265, 1266/1267, 1268/1269, 1270/1271, 1272/1273, 1274/1275, 1276/1277, 1278/1279, 1280/1281, 1282/1283, 1284/1285, 1286/1287, 1288/1289, 1290/1291, 1292/1293, 1294/1295, 1296/1297, 1298/1299, 1300/1301, 1302/1303, 1304/1305, 1306/1307, 1308/1309, 1310/1311, 1312/1313, 1314/1315, 1316/1317, 1318/1319, 1320/1321, 1322/1323, 1324/1325, 1326/1327, 1328/1329, 1330/1331, 1332/1333, 1334/1335, 1336/1337, 1338/1339, 1340/1341, 1342/1343, 1344/1345, 1346/1347, 1348/1349, 1350/1351, 1352/1353, 1354/1355, 1356/1357, 1358/1359, 1360/1361, 1362/1363, 1364/1365, 1366/1367, 1368/1369, 1370/1371, 1372/1373, 1374/1375, 1376/1377, 1378/1379, 1380/1381, 1382/1383, 1384/1385, 1386/1387, 1388/1389, 1390/1391, 1392/1393, 1394/1395, 1396/1397, 1398/1399, 1400/1401, 1402/1403, 1404/1405, 1406/1407, 1408/1409, 1410/1411, 1412/1413, 1414/1415, 1416/1417, 1418/1419, 1420/1421, 1422/1423, 1424/1425, 1426/1427, 1428/1429, 1430/1431, 1432/1433, 1434/1435, 1436/1437, 1438/1439, 1440/1441, 1442/1443, 1444/1445, 1446/1447, 1448/1449, 1450/1451, 1452/1453, 1454/1455, 1456/1457, 1458/1459, 1460/1461, 1462/1463, 1464/1465, 1466/1467, 1468/1469, 1470/1471, 1472/1473, 1474/1475, 1476/1477, 1478/1479, 1480/1481, 1482/1483, 1484/1485, 1486/1487, 1488/1489, 1490/1491, 1492/1493, 1494/1495, 1496/1497, 1498/1499, 1500/1501, 1502/1503, 1504/1505, 1506/1507, 1508/1509, 1510/1511, 1512/1513, 1514/1515, 1516/1517, 1518/1519, 1520/1521, 1522/1523, 1524/1525, 1526/1527, 1528/1529, 1530/1531, 1532/1533, 1534/1535, 1536/1537, 1538/1539, 1540/1541, 1542/1543, 1544/1545, 1546/1547, 1548/1549, 1550/1551, 1552/1553, 1554/1555, 1556/1557, 1558/1559, 1560/1561, 1562/1563, 1564/1565, 1566/1567, 1568/1569, 1570/1571, 1572/1573, 1574/1575, 1576/1577, 1578/1579, 1580/1581, 1582/1583, 1584/1585, 1586/1587, 1588/1589, 1590/1591, 1592/1593, 1594/1595, 1596/1597, 1598/1599, 1600/1601, 1602/1603, 1604/1605, 1606/1607, 1608/1609, 1610/1611, 1612/1613, 1614/1615, 1616/1617, 1618/1619, 1620/1621, 1622/1623, 1624/1625, 1626/1627, 1628/1629, 1630/1631, 1632/1633, 1634/1635, 1636/1637, 1638/1639, 1640/1641, 1642/1643, 1644/1645, 1646/1647, 1648/1649, 1650/1651, 1652/1653, 1654/1655, 1656/1657, 1658/1659, 1660/1661, 1662/1663, 1664/1665, 1666/1667, 1668/1669, 1670/1671, 1672/1673, 1674/1675, 1676/1677, 1678/1679, 1680/1681, 1682/1683, 1684/1685, 1686/1687, 1688/1689, 1690/1691, 1692/1693, 1694/1695, 1696/1697, 1698/1699, 1700/1701, 1702/1703, 1704/1705, 1706/1707, 1708/1709, 1710/1711, 1712/1713, 1714/1715, 1716/1717, 1718/1719, 1720/1721, 1722/1723, 1724/1725, 1726/1727, 1728/1729, 1730/1731, 1732/1733, 1734/1735, 1736/1737, 1738/1739, 1740/1741, 1742/1743, 1744/1745, 1746/1747, 1748/1749, 1750/1751, 1752/1753, 1754/1755, 1756/1757, 1758/1759, 1760/1761, 1762/1763, 1764/1765, 1766/1767, 1768/1769, 1770/1771, 1772/1773, 1774/1775, 1776/1777, 1778/1779, 1780/1781, 1782/1783, 1784/1785, 1786/1787, 1788/1789, 1790/1791, 1792/1793, 1794/1795, 1796/1797, 1798/1799, 1800/1801, 1802/1803, 1804/1805, 1806/1807, 1808/1809, 1810/1811, 1812/1813, 1814/1815, 1816/1817, 1818/1819, 1820/1821, 1822/1823, 1824/1825, 1826/1827, 1828/1829, 1830/1831, 1832/1833, 1834/1835, 1836/1837, 1838/1839, 1840/1841, 1842/1843, 1844/1845, 1846/1847, 1848/1849, 1850/1851, 1852/1853, 1854/1855, 1856/1857, 1858/1859, 1860/1861, 1862/1863, 1864/1865, 1866/1867, 1868/1869, 1870/1871, 1872/1873, 1874/1875, 1876/1877, 1878/1879, 1880/1881, 1882/1883, 1884/1885, 1886/1887, 1888/1889, 1890/1891, 1892/1893, 1894/1895, 1896/1897, 1898/1899, 1900/1901, 1902/1903, 1904/1905, 1906/1907, 1908/1909, 1910/1911, 1912/1913, 1914/1915, 1916/1917, 1918/1919, 1920/1921, 1922/1923, 1924/1925, 1926/1927, 1928/1929, 1930/1931, 1932/1933, 1934/1935, 1936/1937, 1938/1939, 1940/1941, 1942/1943, 1944/1945, 1946/1947, 1948/1949, 1950/1951, 1952/1953, 1954/1955, 1956/1957, 1958/1959, 1960/1961, 1962/1963, 1964/1965, 1966/1967, 1968/1969, 1970/1971, 1972/1973, 1974/1975, 1976/1977, 1978/1979, 1980/1981, 1982/1983, 1984/1985, 1986/1987, 1988/1989, 1990/1991, 1992/1993, 1994/1995, 1996/1997, 1998/1999, 2000/2001, 2002/2003, 2004/2005, 2006/2007, 2008/2009, 2010/2011, 2012/2013, 2014/2015, 2016/2017, 2018/2019, 2020/2021, 2022/2023, 2024/2025, 2026/2027, 2028/2029, 2030/2031, 2032/2033, 2034/2035, 2036/2037, 2038/2039, 2040/2041, 2042/2043, 2044/2045, 2046/2047, 2048/2049, 2050/2051, 2052/2053, 2054/2055, 2056/2057, 2058/2059, 2060/2061, 2062/2063, 2064/2065, 2066/2067, 2068/2069, 2070/2071, 2072/2073, 2074/2075, 2076/2077, 2078/2079, 2080/2081, 2082/2083, 2084/2085, 2086/2087, 2088/2089, 2090/2091, 2092/2093, 2094/2095, 2096/2097, 2098/2099, 2100/2101, 2102/2103, 2104/2105, 2106/2107, 2108/2109, 2110/2111, 2112/2113, 2114/2115, 2116/2117, 2118/2119, 2120/2121, 2122/2123, 2124/2125, 2126/2127, 2128/2129, 2130/2131, 2132/2133, 2134/2135, 2136/2137, 2138/2139, 2140/2141, 2142/2143, 2144/2145, 2146/2147, 2148/2149, 2150/2151, 2152/2153, 2154/2155, 2156/2157, 2158/2159, 2160/2161, 2162/2163, 2164/2165, 2166/2167, 2168/2169, 2170/2171, 2172/2173, 2174/2175, 2176/2177, 2178/2179, 2180/2181, 2182/2183, 2184/2185, 2186/2187, 2188/2189, 2190/2191, 2192/2193, 2194/2195, 2196/2197, 2198/2199, 2200/2201, 2202/2203, 2204/2205, 2206/2207, 2208/2209, 2210/2211, 2212/2213, 2214/2215, 2216/2217, 2218/2219, 2220/2221, 2222/2223, 2224/2225, 2226/2227, 2228/2229, 2230/2231, 2232/2233, 2234/2235, 2236/2237, 2238/2239, 2240/2241, 2242/2243, 2244/2245, 2246/2247, 2248/2249, 2250/2251, 2252/2253, 2254/2255, 2256/2257, 2258/2259, 2260/2261, 2262/2263, 2264/2265, 2266/2267, 2268/2269, 2270/2271, 2272/2273, 2274/2275, 2276/2277, 2278/2279, 2280/2281, 2282/2283, 2284/2285, 2286/2287, 2288/2289, 2290/2291, 2292/2293, 2294/2295, 2296/2297, 2298/2299, 2300/2301, 2302/2303, 2304/2305, 2306/2307, 2308/2309, 2310/2311, 2312/2313, 2314/2315, 2316/2317, 2318/2319, 2320/2321, 2322/2323, 2324/2325, 2326/2327, 2328/2329, 2330/2331, 2332/2333, 2334/2335, 2336/2337, 2338/2339, 2340/2341, 2342/2343, 2344/2345, 2346/2347, 2348/2349, 2350/2351, 2352/2353, 2354/2355, 2356/2357, 2358/2359, 2360/2361, 2362/2363, 2364/2365, 2366/2367, 2368/2369, 2370/2371, 2372/2373, 2374/2375, 2376/2377, 2378/2379, 2380/2381, 2382/2383, 2384/2385, 2386/2387, 2388/2389, 2390/2391, 2392/2393, 2394/2



SECOND FLOOR PLAN



MACHINE ROOM PLAN
AND ROOF SLAB PLAN
SCALE 1:100



CODE COM-32	DATE 01-02-2021			DWG. NO: AR08
FORMAT	A1	A2	A3	
SCALE	1:100	-	-	ISSUE

PDF FILE NAME: COM-29_MH_AR08_A

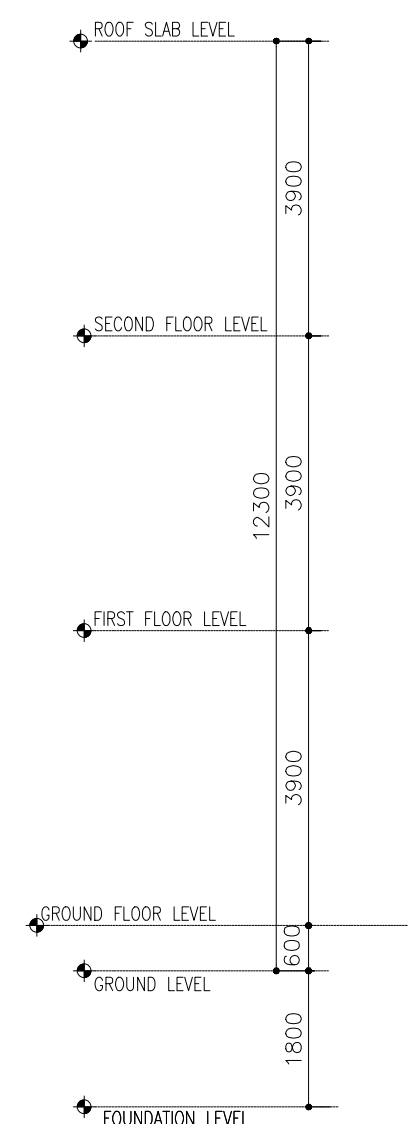
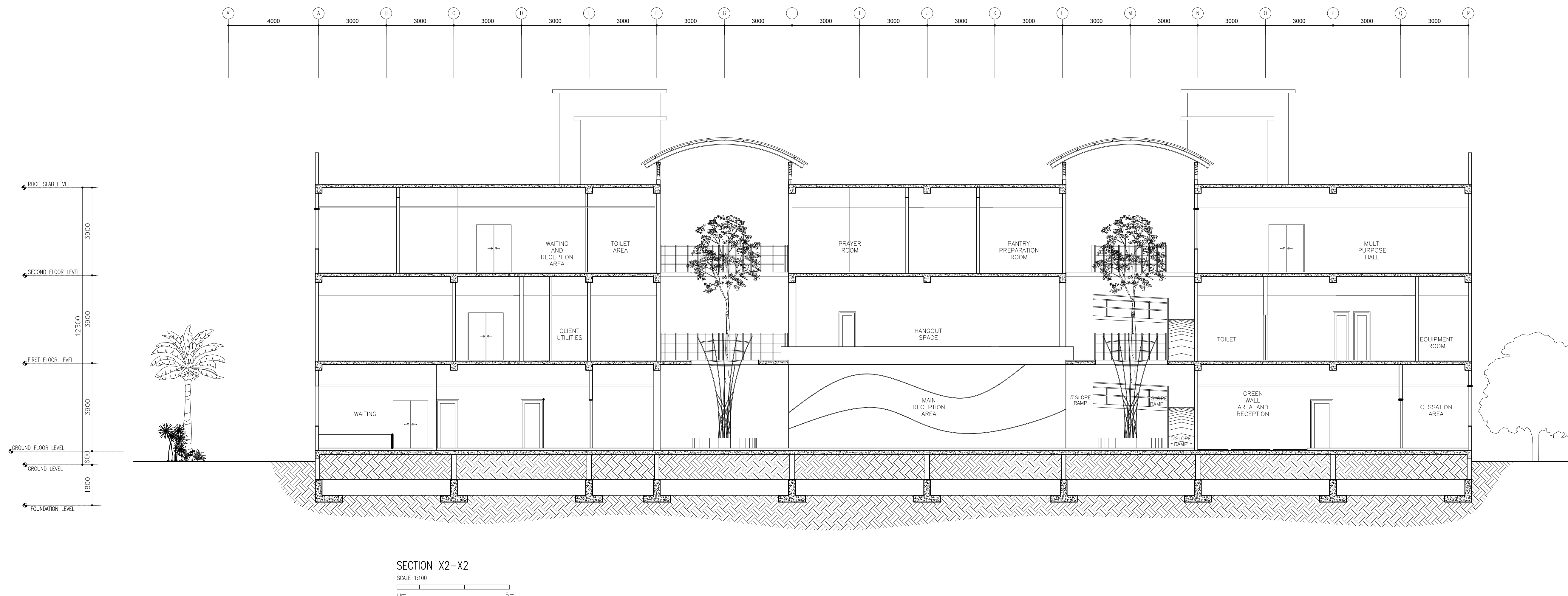
- This drawing shall not be used for construction unless certified.
- Contractor to verify all dimensions of existing works on site before commencing any work or preparing shop drawings.
- Do not scale drawings, use written dimensions only.
- This drawing is to be read in conjunction with the specifications and conditions of contract.
- This drawing and design is copyright and no portion may be reproduced without the permission of the Consultant

[illegible]

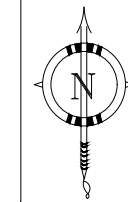
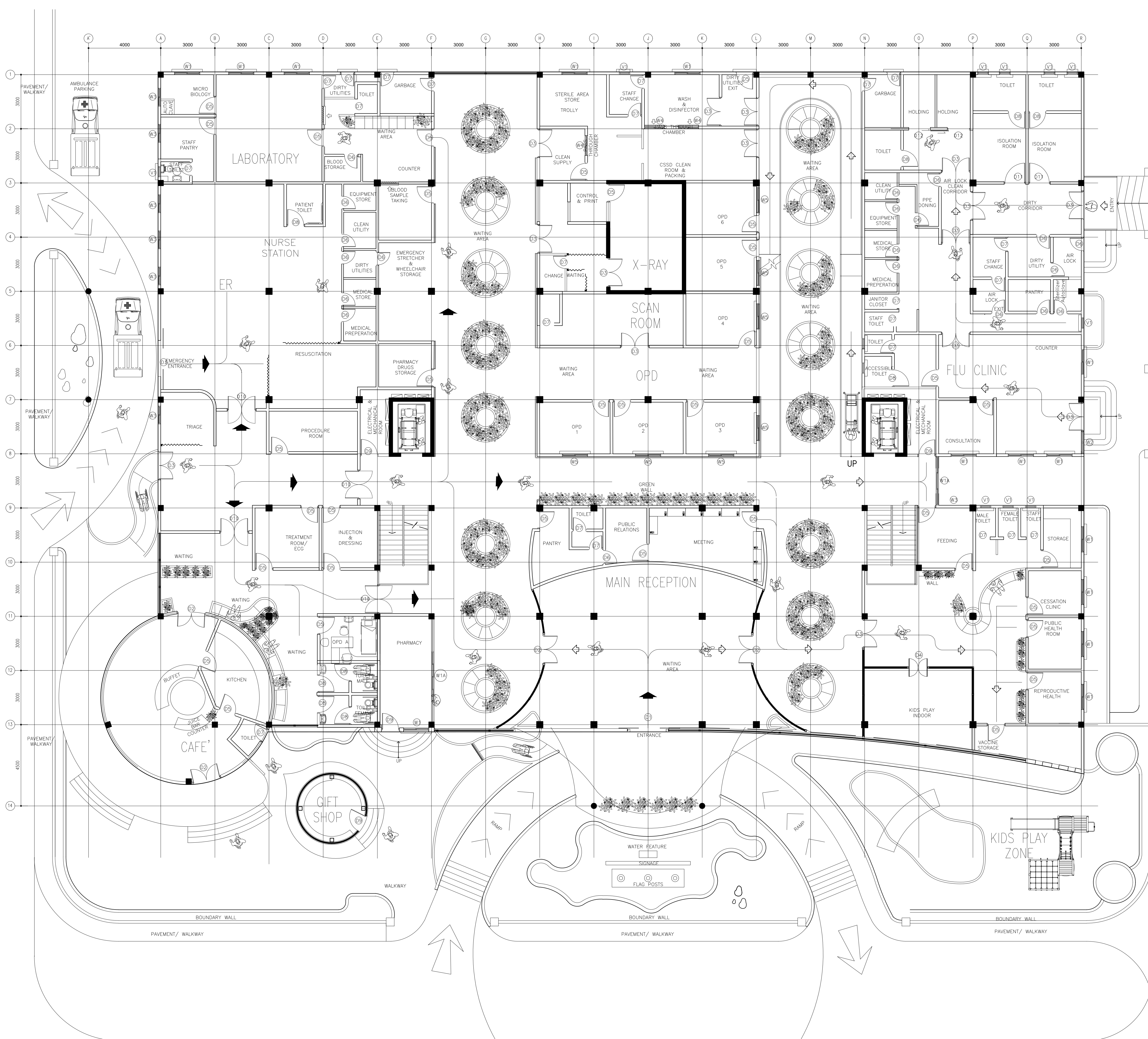
- ☐ CONCEPT DESIGN
- ☒ DESIGN DEVELOPMENT
- ☐ TENDER DOCUMENT
- ☐ FOR CONSTRUCTION
- ☐ AS BUILD DRAWINGS

DWG. NAME:

CODE	DATE			DWG. NO:
COM-32	01-02-2021			AR09
FORMAT	A1	A2	A3	
SCALE	1:100	-	-	ISSUE
PDF FILE NAME: COM-29_MH_AR09_A				



<h1 style="margin: 0;">PROJECT:</h1> <h2 style="margin: 0;">PROPOSED 3 STOREY HOSPITAL</h2>		
<p>PHASE:</p> <div style="display: flex; flex-direction: column; gap: 5px;"> <div><input type="radio"/> CONCEPT DESIGN</div> <div><input checked="" type="radio"/> DESIGN DEVELOPMENT</div> <div><input type="radio"/> TENDER DOCUMENT</div> <div><input type="radio"/> FOR CONSTRUCTION</div> <div><input type="radio"/> AS BUILD DRAWINGS</div> </div>		
DESIGNATION	NAME	SIGNATURE
DESIGN BY:	SAROH PVT LTD.	
STR. ENGINEER	HUSSAN SHIHAN	
ARCHITECT	MOHAMED SIRAJ	
CHECKED	MOHAMED SIRAJ	
DRAWN	YASHIKA	
<p>DWG. NAME:</p> <h2 style="text-align: center; margin-top: 20px;">ARCHITECTURAL</h2>		
<h2 style="margin: 0;">SECTIONS</h2>		
CODE COM-32	DATE 01-02-2021	DWG. NO: ART10
FORMAT A1	A2	A3
SCALE 1:100	-	-
		ISSUE
PDF FILE NAME: DWG-29_MH_AR10_A		



GROUND FLOOR DOORS
& WINDOWS KEY PLAN

SCALE 1:100
0m 5m

CLIENT:
AU RIZA
(MINISTRY OF HEALTH)

DESIGN AND CONSULTANCY:
SIARCH
PRIVATE LIMITED
101, 102, 103, 104, 105, 106, 107, 108, 109, 110, 111, 112, 113, 114, 115, 116, 117, 118, 119, 120, 121, 122, 123, 124, 125, 126, 127, 128, 129, 130, 131, 132, 133, 134, 135, 136, 137, 138, 139, 140, 141, 142, 143, 144, 145, 146, 147, 148, 149, 150, 151, 152, 153, 154, 155, 156, 157, 158, 159, 160, 161, 162, 163, 164, 165, 166, 167, 168, 169, 170, 171, 172, 173, 174, 175, 176, 177, 178, 179, 180, 181, 182, 183, 184, 185, 186, 187, 188, 189, 190, 191, 192, 193, 194, 195, 196, 197, 198, 199, 200, 201, 202, 203, 204, 205, 206, 207, 208, 209, 210, 211, 212, 213, 214, 215, 216, 217, 218, 219, 220, 221, 222, 223, 224, 225, 226, 227, 228, 229, 230, 231, 232, 233, 234, 235, 236, 237, 238, 239, 240, 241, 242, 243, 244, 245, 246, 247, 248, 249, 250, 251, 252, 253, 254, 255, 256, 257, 258, 259, 260, 261, 262, 263, 264, 265, 266, 267, 268, 269, 270, 271, 272, 273, 274, 275, 276, 277, 278, 279, 280, 281, 282, 283, 284, 285, 286, 287, 288, 289, 290, 291, 292, 293, 294, 295, 296, 297, 298, 299, 300, 301, 302, 303, 304, 305, 306, 307, 308, 309, 310, 311, 312, 313, 314, 315, 316, 317, 318, 319, 320, 321, 322, 323, 324, 325, 326, 327, 328, 329, 330, 331, 332, 333, 334, 335, 336, 337, 338, 339, 340, 341, 342, 343, 344, 345, 346, 347, 348, 349, 350, 351, 352, 353, 354, 355, 356, 357, 358, 359, 360, 361, 362, 363, 364, 365, 366, 367, 368, 369, 370, 371, 372, 373, 374, 375, 376, 377, 378, 379, 380, 381, 382, 383, 384, 385, 386, 387, 388, 389, 390, 391, 392, 393, 394, 395, 396, 397, 398, 399, 400, 401, 402, 403, 404, 405, 406, 407, 408, 409, 410, 411, 412, 413, 414, 415, 416, 417, 418, 419, 420, 421, 422, 423, 424, 425, 426, 427, 428, 429, 430, 431, 432, 433, 434, 435, 436, 437, 438, 439, 440, 441, 442, 443, 444, 445, 446, 447, 448, 449, 450, 451, 452, 453, 454, 455, 456, 457, 458, 459, 460, 461, 462, 463, 464, 465, 466, 467, 468, 469, 470, 471, 472, 473, 474, 475, 476, 477, 478, 479, 480, 481, 482, 483, 484, 485, 486, 487, 488, 489, 490, 491, 492, 493, 494, 495, 496, 497, 498, 499, 500, 501, 502, 503, 504, 505, 506, 507, 508, 509, 510, 511, 512, 513, 514, 515, 516, 517, 518, 519, 520, 521, 522, 523, 524, 525, 526, 527, 528, 529, 530, 531, 532, 533, 534, 535, 536, 537, 538, 539, 540, 541, 542, 543, 544, 545, 546, 547, 548, 549, 550, 551, 552, 553, 554, 555, 556, 557, 558, 559, 560, 561, 562, 563, 564, 565, 566, 567, 568, 569, 570, 571, 572, 573, 574, 575, 576, 577, 578, 579, 580, 581, 582, 583, 584, 585, 586, 587, 588, 589, 590, 591, 592, 593, 594, 595, 596, 597, 598, 599, 600, 601, 602, 603, 604, 605, 606, 607, 608, 609, 610, 611, 612, 613, 614, 615, 616, 617, 618, 619, 620, 621, 622, 623, 624, 625, 626, 627, 628, 629, 630, 631, 632, 633, 634, 635, 636, 637, 638, 639, 640, 641, 642, 643, 644, 645, 646, 647, 648, 649, 650, 651, 652, 653, 654, 655, 656, 657, 658, 659, 660, 661, 662, 663, 664, 665, 666, 667, 668, 669, 670, 671, 672, 673, 674, 675, 676, 677, 678, 679, 680, 681, 682, 683, 684, 685, 686, 687, 688, 689, 690, 691, 692, 693, 694, 695, 696, 697, 698, 699, 700, 701, 702, 703, 704, 705, 706, 707, 708, 709, 710, 711, 712, 713, 714, 715, 716, 717, 718, 719, 720, 721, 722, 723, 724, 725, 726, 727, 728, 729, 730, 731, 732, 733, 734, 735, 736, 737, 738, 739, 740, 741, 742, 743, 744, 745, 746, 747, 748, 749, 750, 751, 752, 753, 754, 755, 756, 757, 758, 759, 760, 761, 762, 763, 764, 765, 766, 767, 768, 769, 770, 771, 772, 773, 774, 775, 776, 777, 778, 779, 780, 781, 782, 783, 784, 785, 786, 787, 788, 789, 790, 791, 792, 793, 794, 795, 796, 797, 798, 799, 800, 801, 802, 803, 804, 805, 806, 807, 808, 809, 810, 811, 812, 813, 814, 815, 816, 817, 818, 819, 820, 821, 822, 823, 824, 825, 826, 827, 828, 829, 830, 831, 832, 833, 834, 835, 836, 837, 838, 839, 840, 841, 842, 843, 844, 845, 846, 847, 848, 849, 850, 851, 852, 853, 854, 855, 856, 857, 858, 859, 860, 861, 862, 863, 864, 865, 866, 867, 868, 869, 870, 871, 872, 873, 874, 875, 876, 877, 878, 879, 880, 881, 882, 883, 884, 885, 886, 887, 888, 889, 890, 891, 892, 893, 894, 895, 896, 897, 898, 899, 900, 901, 902, 903, 904, 905, 906, 907, 908, 909, 910, 911, 912, 913, 914, 915, 916, 917, 918, 919, 920, 921, 922, 923, 924, 925, 926, 927, 928, 929, 930, 931, 932, 933, 934, 935, 936, 937, 938, 939, 940, 941, 942, 943, 944, 945, 946, 947, 948, 949, 950, 951, 952, 953, 954, 955, 956, 957, 958, 959, 960, 961, 962, 963, 964, 965, 966, 967, 968, 969, 970, 971, 972, 973, 974, 975, 976, 977, 978, 979, 980, 981, 982, 983, 984, 985, 986, 987, 988, 989, 990, 991, 992, 993, 994, 995, 996, 997, 998, 999, 1000

KEY PLAN:

WARNING:
- This drawing shall not be used for construction unless certified.
- Contractor to verify all dimensions of existing works on site before commencing any work or preparing shop drawings.
- Do not scale drawings, use written dimensions only.
- This drawing is to be read in conjunction with the specifications and conditions of contract.
- This drawing and design is copyright and no portion may be reproduced without the permission of the Consultant

REVISIONS
NO DESCRIPTION DATE

PROJECT:
PROPOSED 3
STOREY HOSPITAL

PHASE:
☐ CONCEPT DESIGN
☒ DESIGN DEVELOPMENT
☐ TENDER DOCUMENT
☐ FOR CONSTRUCTION
☐ AS BUILD DRAWINGS

DESIGNATION NAME SIGNATURE
DESIGN BY: SIARCH PVT LTD
STR. ENGINEER: MUHAMMAD SHAHAN
ARCHITECT: MUHAMMAD SHAHAN
CHECKED: MUHAMMAD SHAHAN
DRAWN: YASHIKA

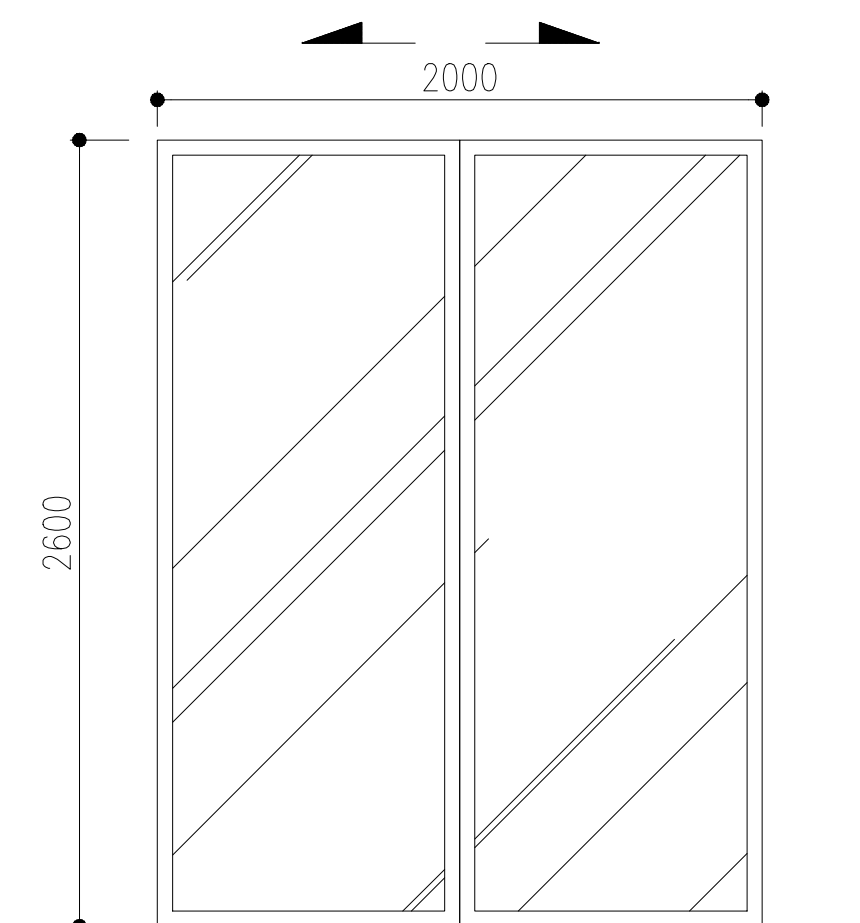
DWG. NAME:
ARCHITECTURAL

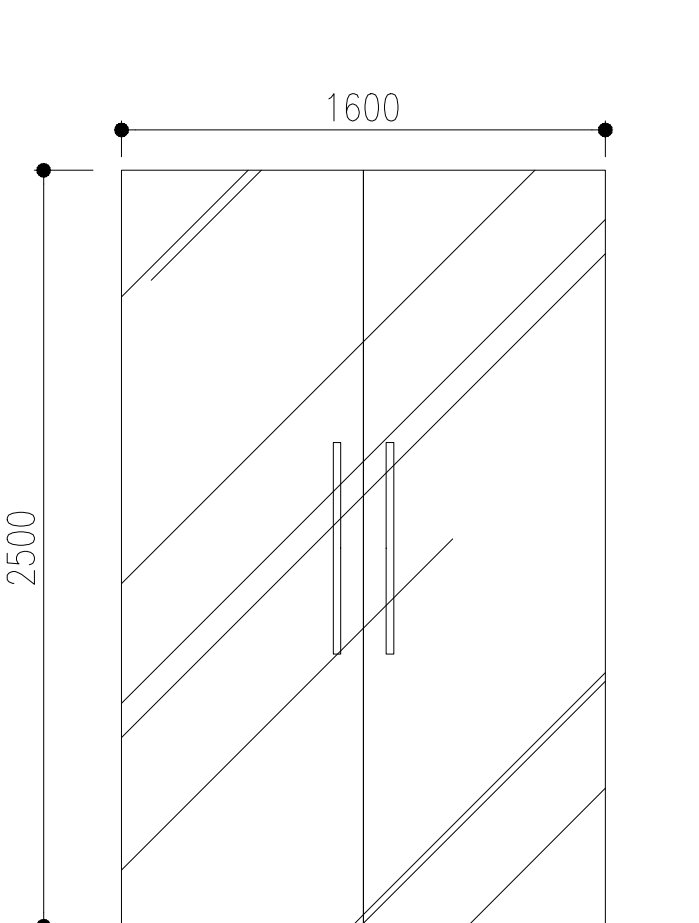
GROUND FLOOR DOORS & WINDOWS KEY PLAN

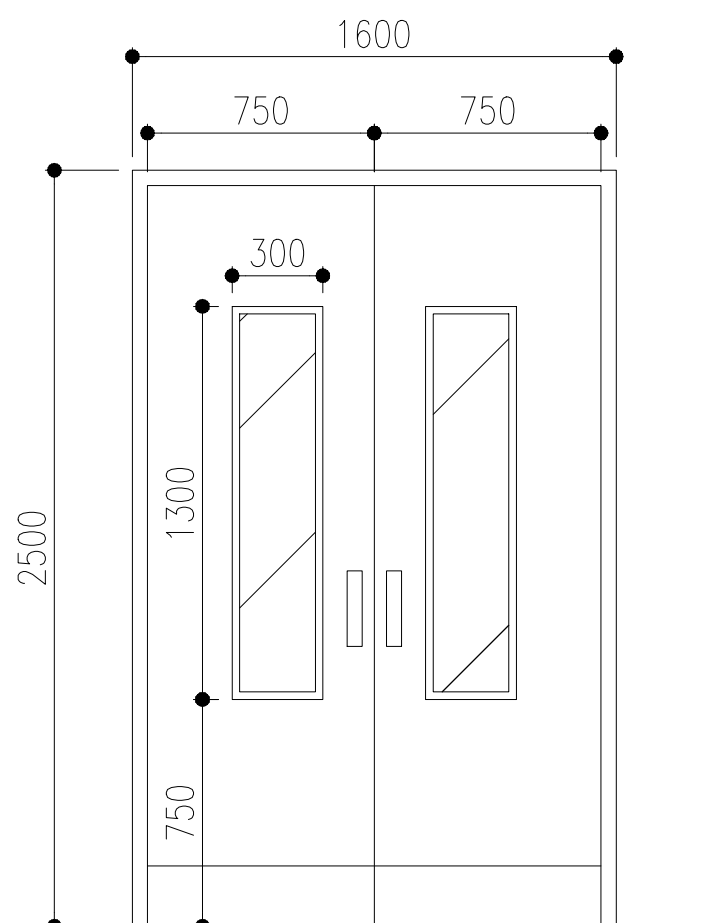
CODE: COM-32 DATE: 16-01-2021 DWG. NO: AR11
FORMAT: A1 A2 A3
SCALE: 1:100
PDF FILE NAME: COM-32_MH_AR11_A

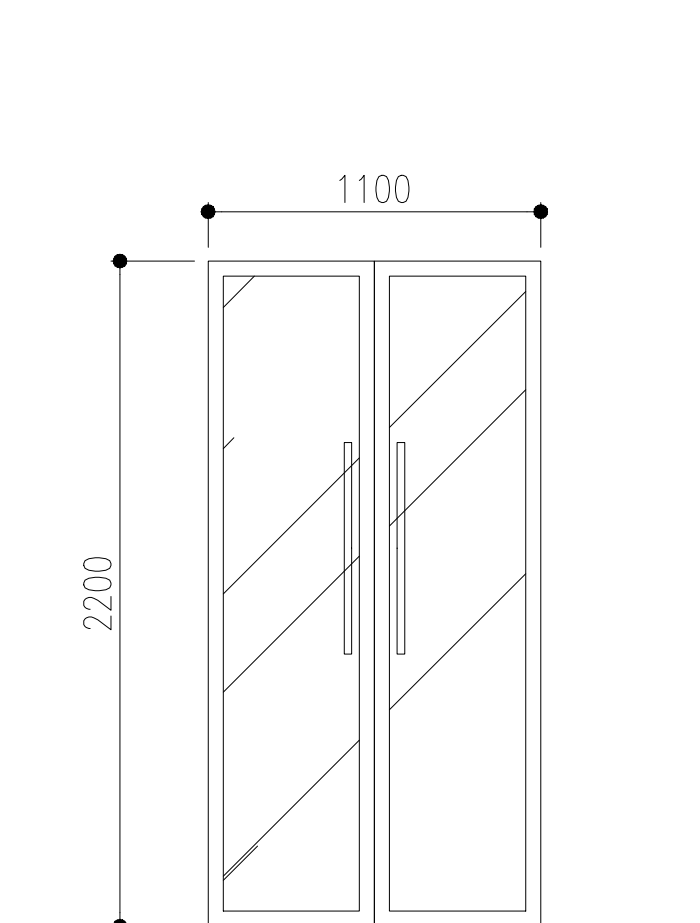


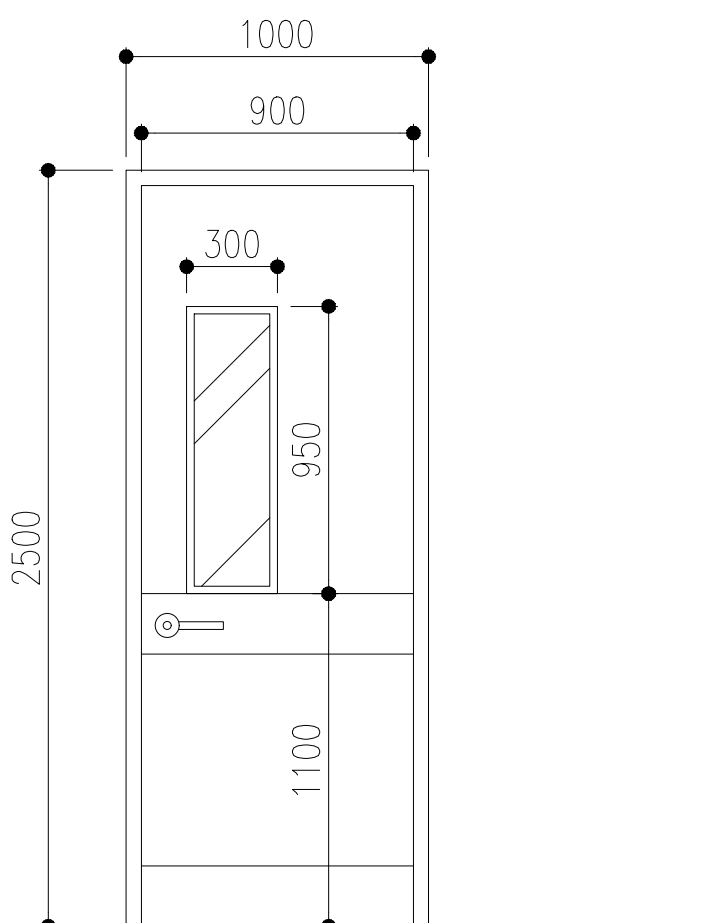
DWG. NAME:				
ARCHITECTURAL				
SECOND FLOOR DOORS & WINDOWS KEY PLAN				
CODE COM-32	DATE 01-02-2021			DWG. NO: AR13
FORMAT	A1	A2	A3	
SCALE	1:100	-	-	ISSUE A

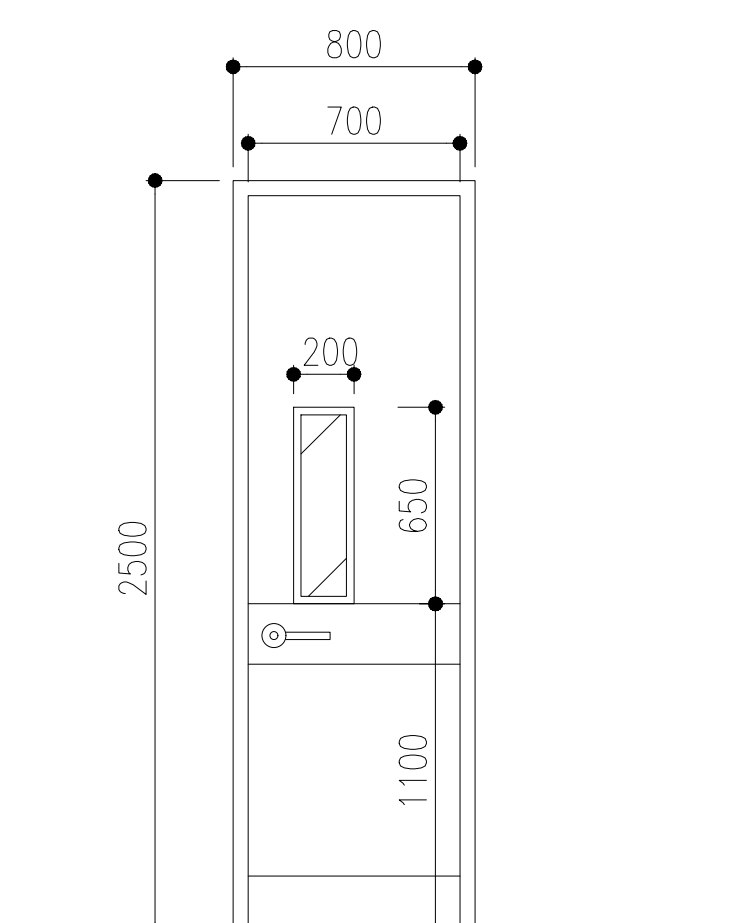
	<div><div>D1</div><div>TOTAL = 02 nos.</div><div>G.A. = 5.2 m²</div></div>
	
FLOOR	GROUND
QUANTITY	02
DOOR FRAME	POWDER COATED ALUMINUM IN WHITE
DOOR PANEL	TEMPERED GLASS
LOCK/HINGES	MORTISE LOCK x2
FINISHES	GLOSSY
REMARKS	AUTOMATIC SLIDING DOOR OPERATORS

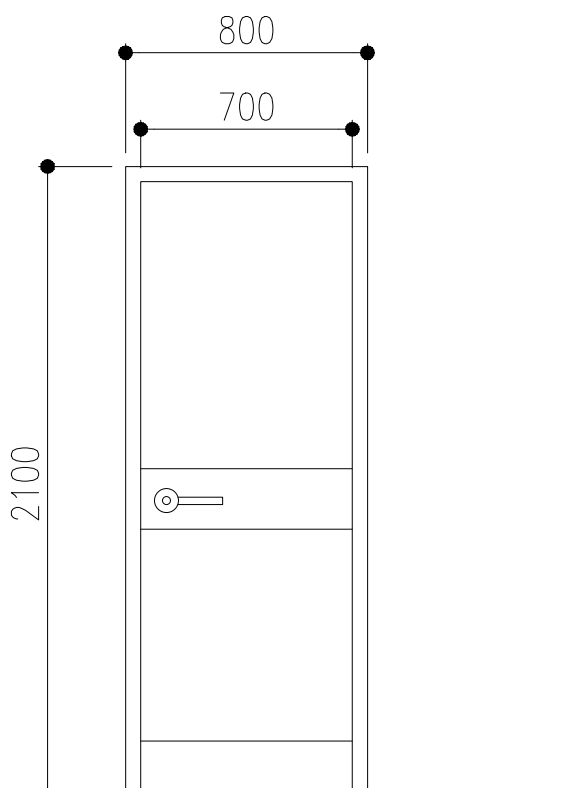
	<div><div>D2</div><div>TOTAL = 02 nos.</div><div>G.A. = 4.0 m²</div></div>
	
FLOOR	GROUND
QUANTITY	02
DOOR FRAME	FRAMELESS
DOOR PANEL	TEMPERED GLASS
LOCK/HINGES	BUTT HINGE (SILVER) x 4 MORTISE LOCK x2
FINISHES	–
REMARKS	ONE SIDE SWING DOOR

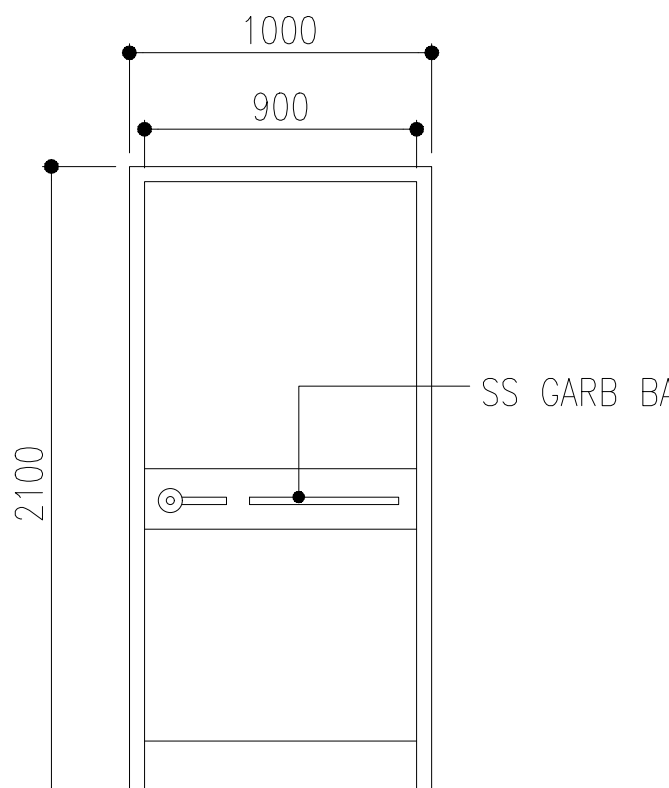
	<div><div>D3</div><div>TOTAL = 15 nos.</div><div>G.A. = 3.67 m²</div></div>
	
FLOOR	GROUND, 1ST & 2ND FLOOR
QUANTITY	15
DOOR FRAME	POWDER COATED ALUMINUM IN WHITE
DOOR PANEL	GRP DOOR PANEL WITH GLAZING
LOCK/HINGES	BUTT HINGE (SILVER) x 4 MORTISE LOCK x2
FINISHES	WHITE FINISH
REMARKS	ONE SIDE SWING DOOR 200MM STAINLESS STEEL BORDER @ BOTTOM OF DOOR

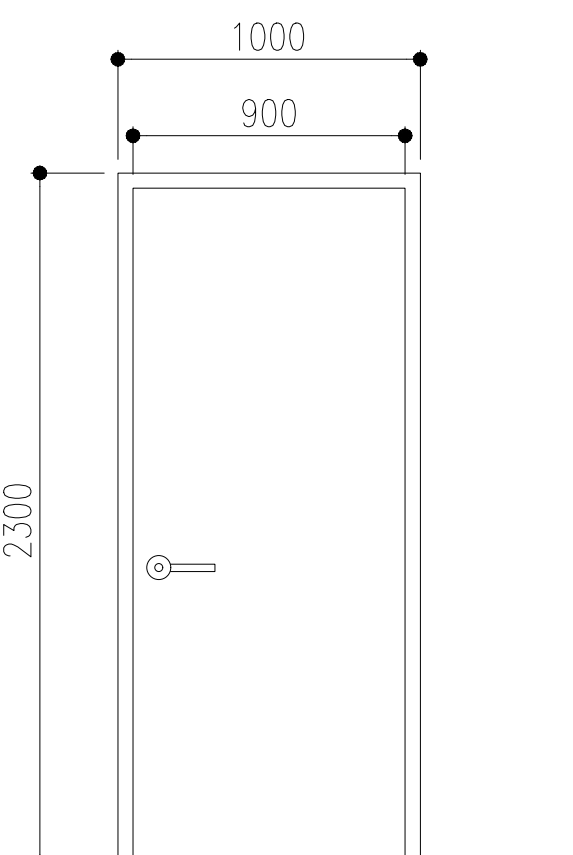
	<div><div>D4</div><div>TOTAL = 01 no.</div><div>G.A. = 2.42 m²</div></div>
	
FLOOR	GROUND
QUANTITY	1
DOOR FRAME	POWDER COATED ALUMINUM IN WHITE
DOOR PANEL	TEMPERED GLASS
LOCK/HINGES	BUTT HINGE (SILVER) x 4 MORTISE LOCK x2
FINISHES	WHITE FINISH
REMARKS	BOTH SIDE SWING DOOR

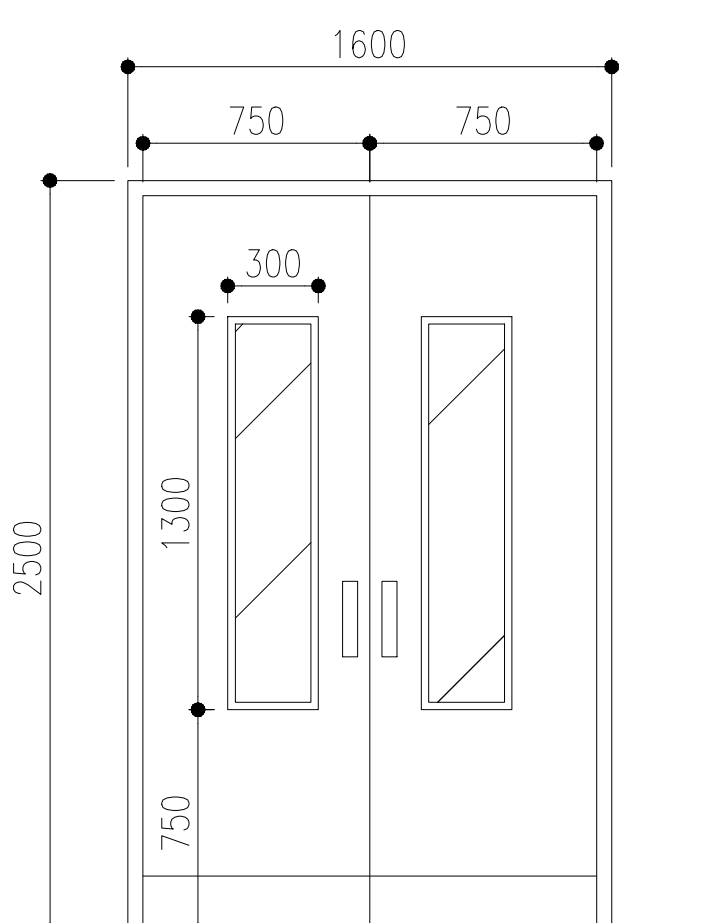
	<div><div>D5</div><div>TOTAL = 41 nos.</div><div>G.A. = 2.20 m²</div></div>
	
FLOOR	GROUND, 1ST & 2ND
QUANTITY	41
DOOR FRAME	POWDER COATED ALUMINUM IN WHITE
DOOR PANEL	GRP DOOR PANEL WITH GLAZING
LOCK/HINGES	BUTT HINGE (SILVER) x 4 MORTISE LOCK x2
FINISHES	WHITE FINISH
REMARKS	ONE SIDE SWING DOOR 200MM STAINLESS STEEL BORDER @ BOTTOM OF DOOR & @900MM

	<div><div>D6</div><div>TOTAL = 20 nos.</div><div>G.A. = 1.71 m²</div></div>
	
FLOOR	GROUND
QUANTITY	20
DOOR FRAME	POWDER COATED ALUMINUM IN WHITE
DOOR PANEL	GRP DOOR PANEL WITH GLAZING
LOCK/HINGES	BUTT HINGE (SILVER) x 4 MORTISE LOCK x2
FINISHES	WHITE FINISH
REMARKS	ONE SIDE SWING DOOR 200MM STAINLESS STEEL BORDER @ BOTTOM OF DOOR & @900MM

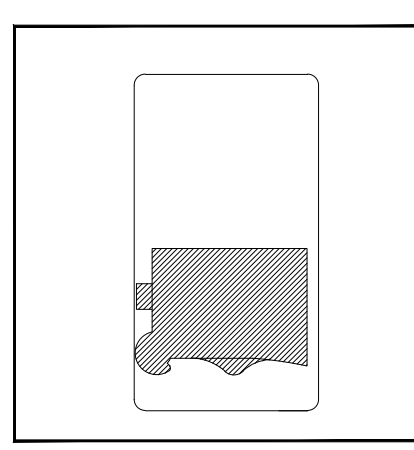
	<div><div>D7</div><div>TOTAL = 34 nos.</div><div>G.A. = 1.43 m²</div></div>
	
FLOOR	GROUND & 2ND
QUANTITY	34
DOOR FRAME	POWDER COATED ALUMINUM IN WHITE
DOOR PANEL	GRP DOOR PANEL
LOCK/HINGES	BUTT HINGE (SILVER) x 4 MORTISE LOCK x2
FINISHES	WHITE FINISH
REMARKS	ONE SIDE SWING DOOR 200MM STAINLESS STEEL BORDER @ BOTTOM OF DOOR & @900MM

	<div><div>D8</div><div>TOTAL = 18 nos.</div><div>G.A. = 1.84 m²</div></div>
	
FLOOR	GROUND & 2ND
QUANTITY	18
DOOR FRAME	POWDER COATED ALUMINUM IN WHITE
DOOR PANEL	GRP DOOR PANEL
LOCK/HINGES	BUTT HINGE (SILVER) x 4 MORTISE LOCK x2
FINISHES	WHITE FINISH
REMARKS	ONE SIDE SWING DOOR 200MM STAINLESS STEEL BORDER @ BOTTOM OF DOOR & @900MM

	<div><div>D9</div><div>TOTAL = 20 no.</div><div>G.A. = 2.02 m²</div></div>
	
FLOOR	GROUND, 1ST ,2ND & TERRACE
QUANTITY	20
DOOR FRAME	POWDER COATED ALUMINUM IN WHITE
DOOR PANEL	GRP DOOR PANEL
LOCK/HINGES	BUTT HINGE (SILVER) x 4 MORTISE LOCK x2
FINISHES	WHITE FINISH
REMARKS	–

	<div><div>D10</div><div>TOTAL = 16 nos.</div><div>G.A. = 3.67 m²</div></div>
	
FLOOR	GROUND
QUANTITY	16
DOOR FRAME	POWDER COATED ALUMINUM IN WHITE
DOOR PANEL	GRP DOOR PANEL WITH GLAZING
LOCK/HINGES	BUTT HINGE (SILVER) x 4 MORTISE LOCK x2
FINISHES	WHITE FINISH
REMARKS	BOTH SIDE SWING DOOR 200MM STAINLESS STEEL BORDER @ BOTTOM OF DOOR

FG – FIXED GLASS
G – GLASS
ST – SOLID TIMBER
AL – ALUMINUM LOUVERS

CLIENT: ALI RIZA (MINISTRY OF HEALTH)		
DESIGN AND CONSULTANCY: SIARCH PRIVATE LIMITED LONUZIYAARAY MAGU,MALE',20075,MALDIVES EMAIL: INFO@SIARCH.DESIGN HTTP://WWW.SIARCH.DESIGN		
KEY PLAN: 		
WARNING: <ul style="list-style-type: none">– This drawing shall not be used for construction unless certified.– Contractor to verify all dimensions of existing works on site before commencing any work or preparing shop drawings.– Do not scale drawings, use written dimensions only.– This drawing is to be read in conjunction with the specifications and conditions of contract.– This drawing and design is copyright and no portion may be reproduced without the permission of the Consultant		
REVISIONS		
NO	DESCRIPTION	DATE
PROJECT: PROPOSED 3 STOREY HOSPITAL		
PHASE: <input type="radio"/> CONCEPT DESIGN <input checked="" type="radio"/> DESIGN DEVELOPMENT <input type="radio"/> TENDER DOCUMENT <input type="radio"/> FOR CONSTRUCTION <input type="radio"/> AS BUILD DRAWINGS		
DESIGNATION	NAME	SIGNATURE
PROJECT MANAGER	SIARCH PVT LTD	
STR. ENGINEER	HUSSAIN SHIHAN	
ARCHITECT	MOHAMMED SHAMIN	
CHECKED	MOHAMED SIRAJ	
DRAWN	YASHIKA	
DWG. NAME: ARCHITECTURAL		
DOOR & WINDOW SCHEDULE 01		
CODE COM-32	DATE 28-02-21	DWG. NO: AR14
FORMAT	A2 A3	
SCALE	- - 1:50	ISSUE: A
PDF FILE NAME:COM-32_MH_AR14 _A		

	<div><div>D11</div><div>TOTAL = 2 nos.</div><div>G.A. = 2.69 m²</div></div>
FLOOR	GROUND
QUANTITY	2
DOOR FRAME	POWDER COATED ALUMINUM IN WHITE
DOOR PANEL	GRP DOOR PANEL WITH GLAZING
LOCK/HINGES	BUTT HINGE (SILVER) x 4 MORTISE LOCK x2
FINISHES	WHITE FINISH
REMARKS	ONE SIDE SWING DOOR 200MM STAINLESS STEEL BORDER @ BOTTOM OF DOOR & @900MM

	<div><div>D12</div><div>TOTAL = 2 nos.</div><div>G.A. = 2.69 m²</div></div>
GROUND	
2	
POWDER COATED ALUMINUM IN WHITE	
GRP DOOR PANEL	
PRIVACY LOCK x1	
WHITE FINISH	
SLIDING DOOR	
200MM STAINLESS STEEL BORDER @ BOTTOM OF DOOR & @900MM	

	<div><div>D13</div><div>TOTAL = 47 nos.</div><div>G.A. = 1.22 m²</div></div>
1ST FLOOR	
47	
POWDER COATED ALUMINUM IN WHITE	
GRP DOOR PANEL	
BUTT HINGE (SILVER) x 4 MORTISE LOCK x2	
WHITE FINISH	
-	

	<div><div>D14</div><div>TOTAL = 7 nos.</div><div>G.A. = 1.63 m²</div></div>
GROUND	
7	
POWDER COATED ALUMINUM IN WHITE	
GRP DOOR PANEL	
BUTT HINGE (SILVER) x 4 MORTISE LOCK x2	
WHITE FINISH	
-	

	<div><div>D15</div><div>TOTAL = 4 nos.</div><div>G.A. = 3.42 m²</div></div>
1ST FLOOR	
4	
POWDER COATED ALUMINUM IN WHITE	
GRP DOOR PANEL WITH GLAZING	
BUTT HINGE (SILVER) x 4 MORTISE LOCK x2	
WHITE FINISH	
ONE SIDE SWING DOOR	
200MM STAINLESS STEEL BORDER @ BOTTOM OF DOOR	

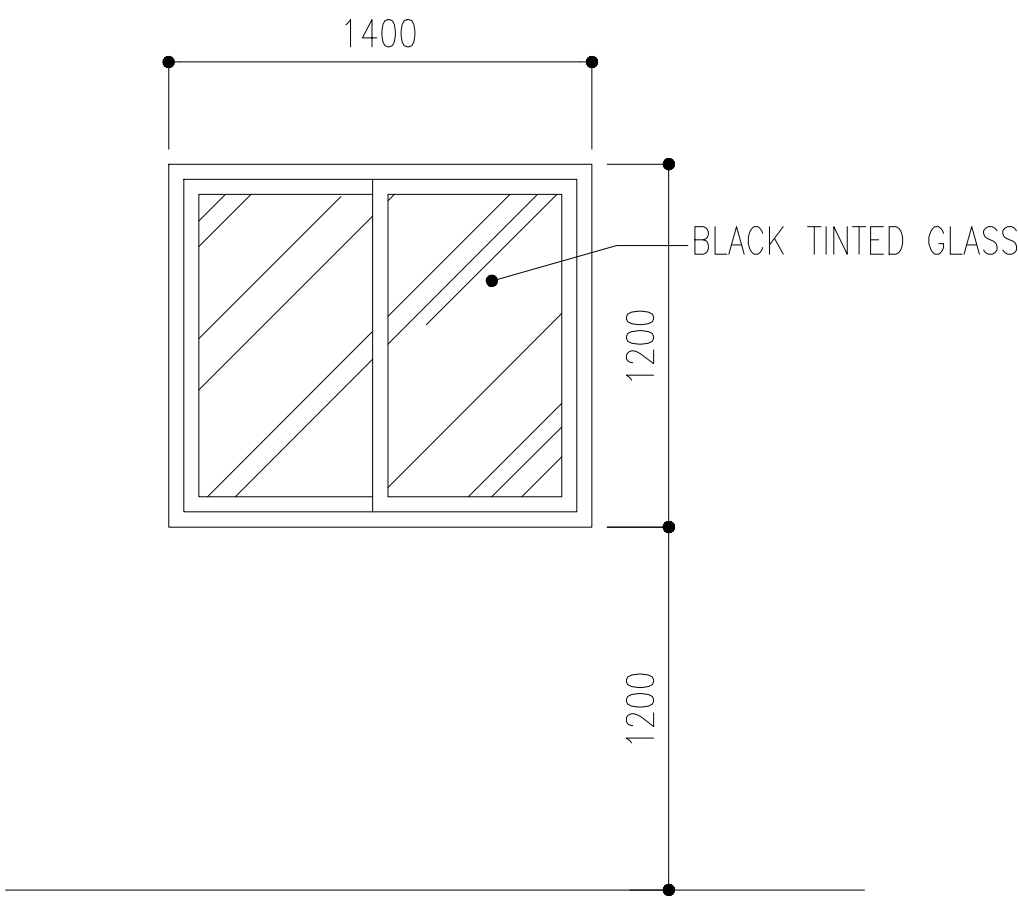
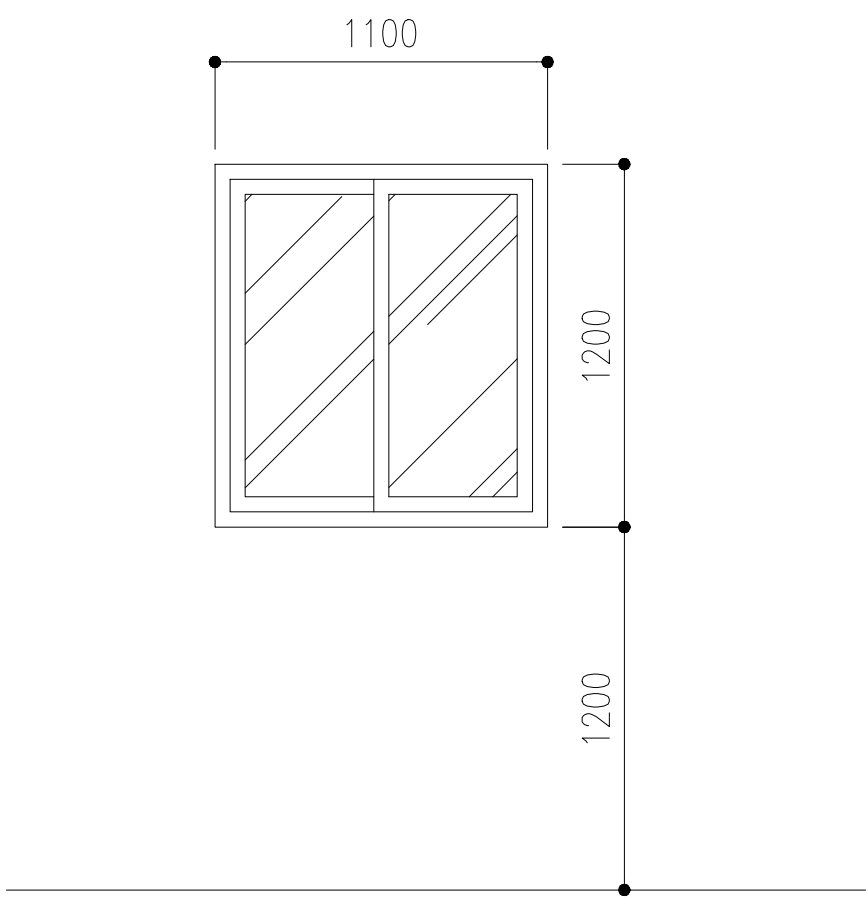
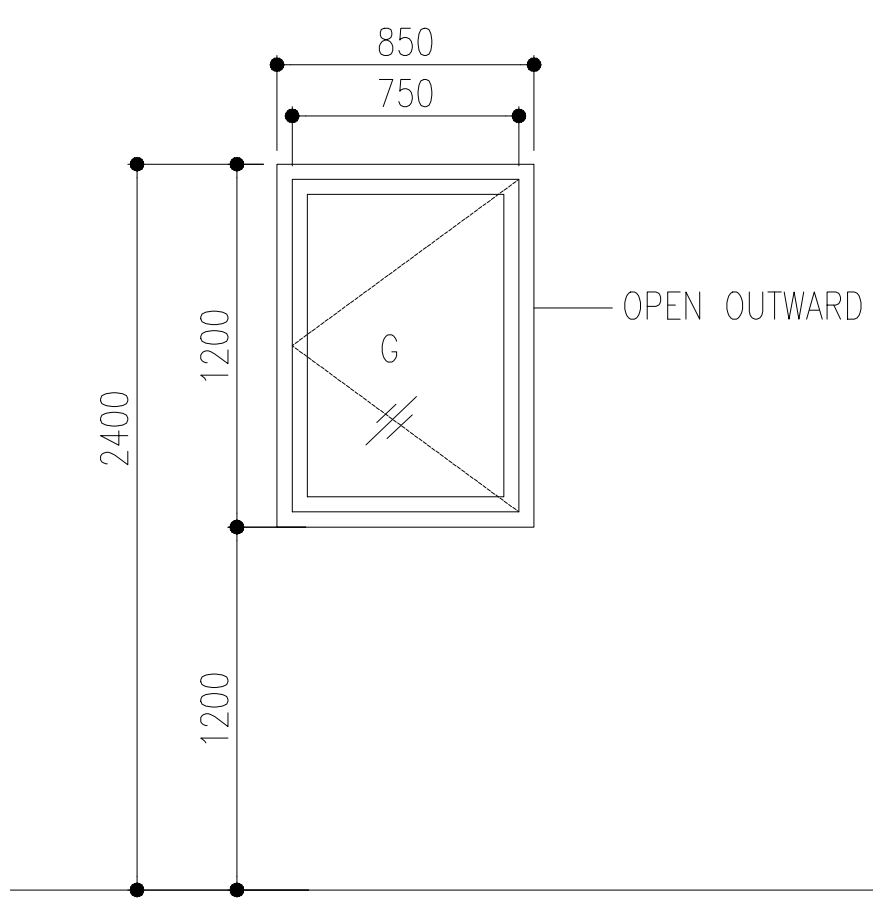
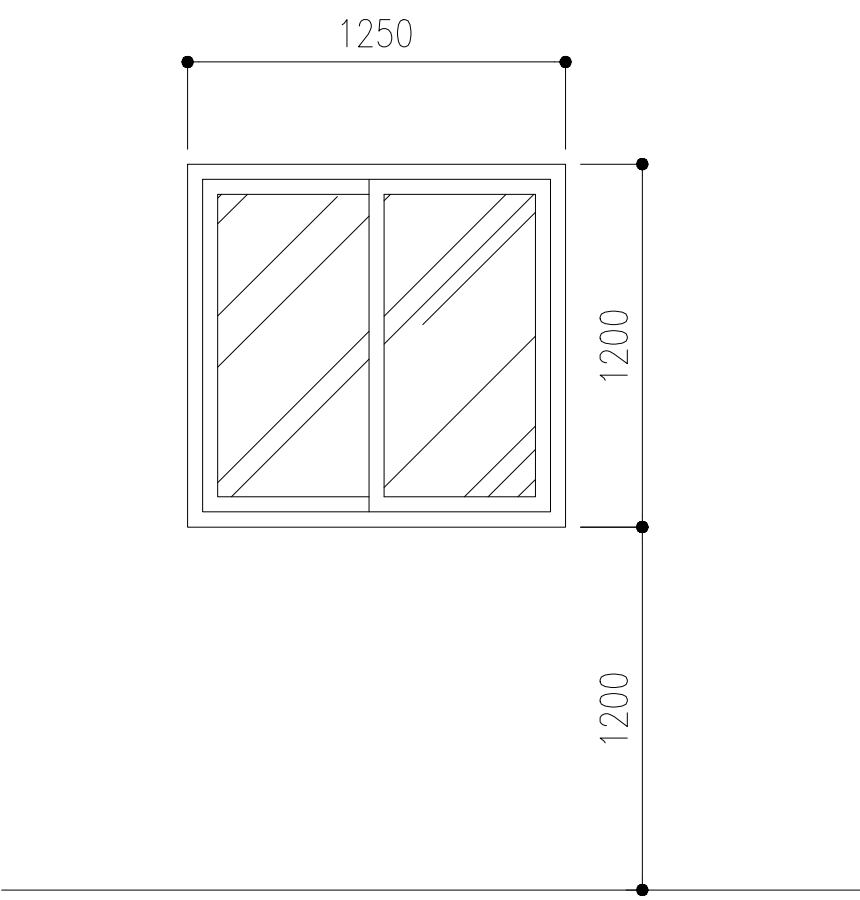
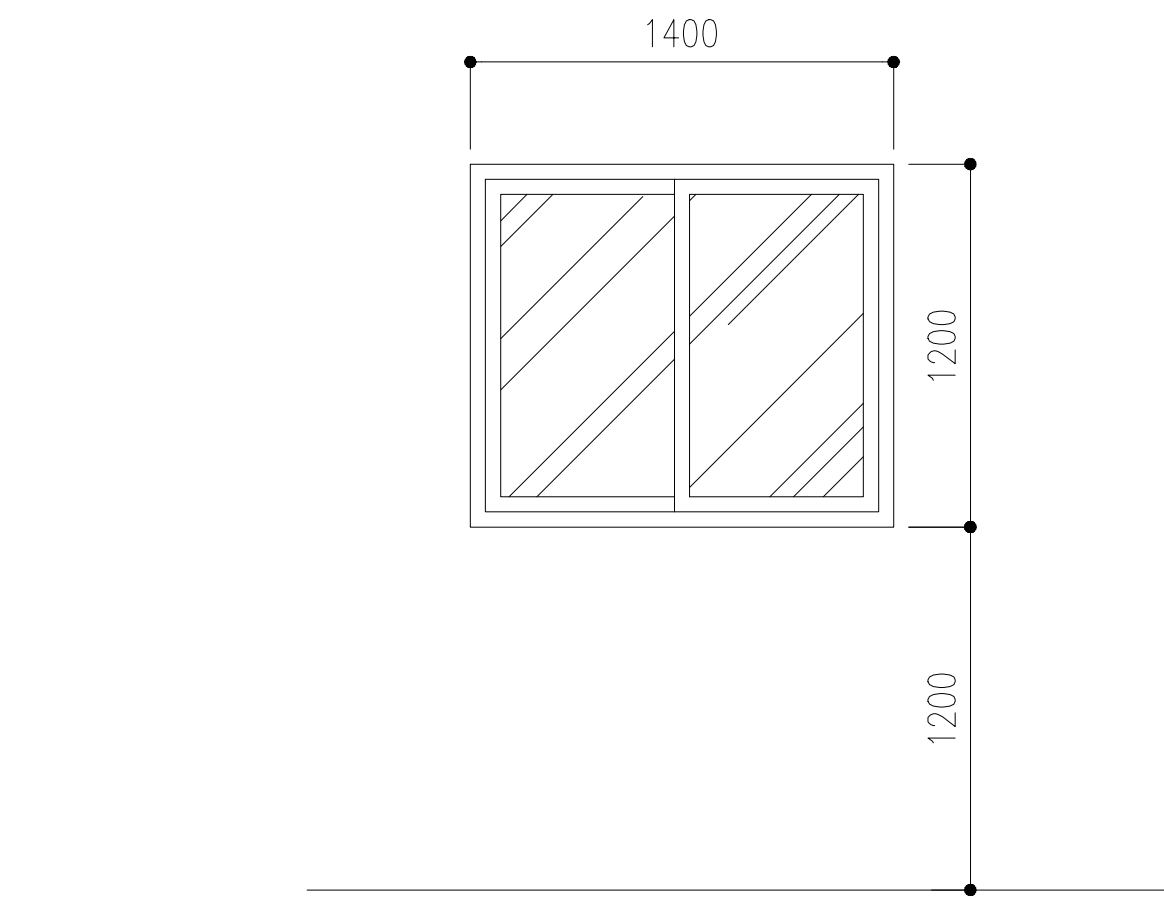
<div><div>W1</div><div>TOTAL = 45 nos.</div><div>G.A. = 0.69 m²</div></div>
--

<div><div>W2</div><div>TOTAL = 1 no.</div><div>G.A. = 0.60 m²</div></div>
--

<div><div>W3</div><div>TOTAL = 11 nos.</div><div>G.A. = 0.82 m²</div></div>
--

<div><div>W4</div><div>TOTAL = 7 nos.</div><div>G.A. = 0.52 m²</div></div>

<div><div>W5</div><div>TOTAL = 7 nos.</div><div>G.A. = 0.68 m²</div></div>



FLOOR	GROUND, 1ST & 2ND FLOOR
QUANTITY	45
DOOR FRAME	POWDER COATED ALMINIUM FRAME
DOOR PANEL	POWDER COATED ALUMINUM WITH 6mm FLOAT GLASS
LOCK/HINGES	BRUSHED METAL (SILVER) x 3 LOCK x1
FINISHES	WHITE FINISH
REMARKS	SLIDING WINDOW

GROUND	
1	
POWDER COATED ALMINIUM FRAME	
POWDER COATED ALUMINUM WITH 6mm FLOAT GLASS	
BRUSHED METAL (SILVER) x 3 LOCK x1	
WHITE FINISH	
SLIDING WINDOW	

GROUND & SECOND	
11	
POWDER COATED ALUMINUM	
POWDER COATED ALUMINUM WITH 6mm CLEAR GLASS	
BRUSHED METAL (SILVER) x 3 LOCK x1	
WHITE FINISH	
-	

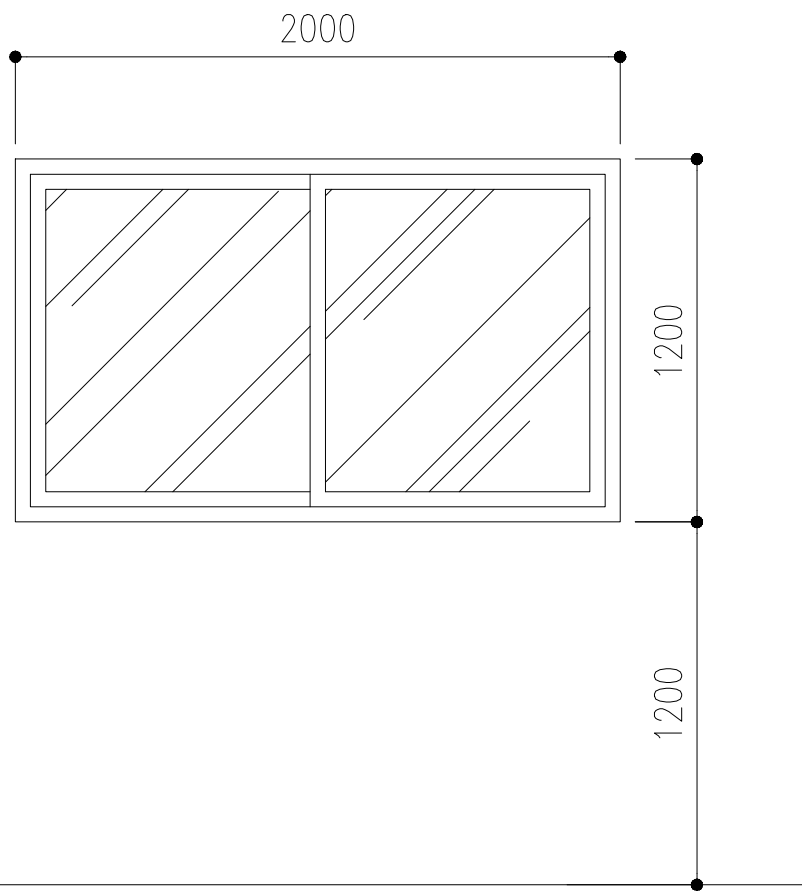
GROUND & 1ST	
7	
POWDER COATED ALMINIUM FRAME	
POWDER COATED ALUMINUM WITH 6mm FLOAT GLASS	
BRUSHED METAL (SILVER) x 3 LOCK x1	
WHITE FINISH	
SLIDING WINDOW	

GROUND	
7	
POWDER COATED ALMINIUM FRAME	
POWDER COATED ALUMINUM WITH 6mm FLOAT GLASS	
BRUSHED METAL (SILVER) x 3 LOCK x1	
WHITE FINISH	
SLIDING WINDOW, BLACK TINTED GLASS	

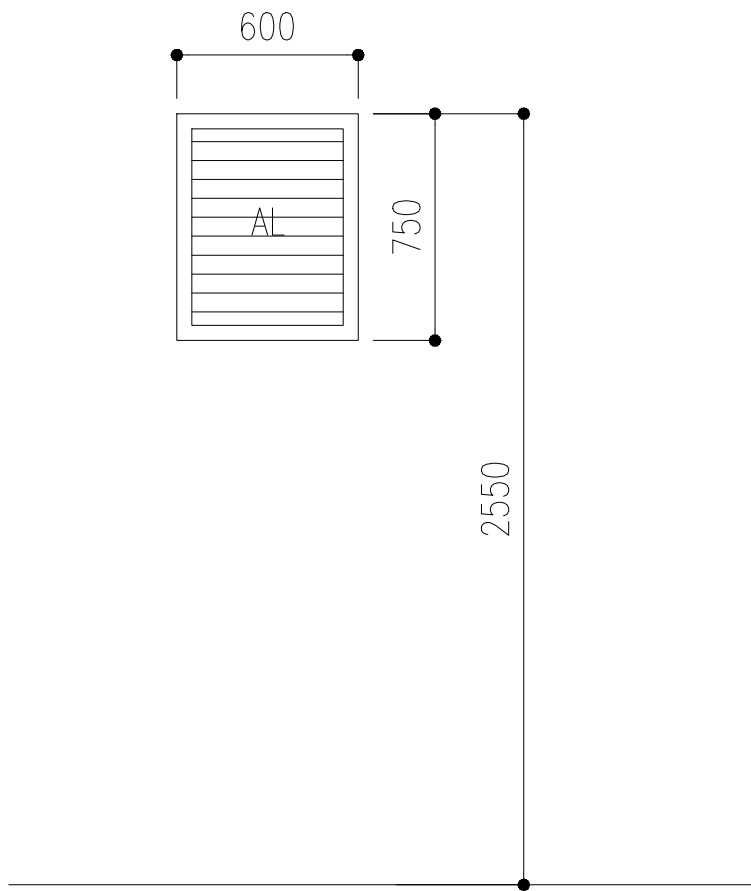
CLIENT: ALI RIZA (MINISTRY OF HEALTH)		
DESIGN AND CONSULTANCY: SIARCH PRIVATE LIMITED LONUZIYAARIY MAGU,MALE',20075,MALDIVES EMAIL: INFO@SIARCH.DESIGN HTTP://WWW.SIARCH.DESIGN		
KEY PLAN: 		
WARNING: <ul style="list-style-type: none">- This drawing shall not be used for construction unless certified.- Contractor to verify all dimensions of existing works on site before commencing any work or preparing shop drawings.- Do not scale drawings, use written dimensions only.- This drawing is to be read in conjunction with the specifications and conditions of contract.- This drawing and design is copyright and no portion may be reproduced without the permission of the Consultant		
REVISIONS		
NO	DESCRIPTION	DATE
PROJECT: PROPOSED 3 STOREY HOSPITAL		
PHASE: <input type="radio"/> CONCEPT DESIGN <input checked="" type="radio"/> DESIGN DEVELOPMENT <input type="radio"/> TENDER DOCUMENT <input type="radio"/> FOR CONSTRUCTION <input type="radio"/> AS BUILD DRAWINGS		
DESIGNATION	NAME	SIGNATURE
PROJECT MANAGER	SIARCH PVT LTD	
STR. ENGINEER	HUSSAIN SHIHAN	
ARCHITECT	MOHAMMED SHAMIN	
CHECKED	MOHAMED SIRAJ	
DRAWN	YASHIKA	
DWG. NAME: ARCHITECTURAL		
DOOR & WINDOW SCHEDULE 02		
CODE COM-32	DATE 28-02-21	DWG. NO: AR15
FORMAT	A2 A3	
SCALE	- - 150	ISSUE A
PDF FILE NAME:COM-32_MH_AR15_A		

FLOOR	FIRST FLOOR
QUANTITY	6
DOOR FRAME	POWDER COATED ALMINIUM FRAME
DOOR PANEL	POWDER COATED ALUMINUM WITH 6mm FLOAT GLASS
LOCK/HINGES	BRUSHED METAL (SILVER) x 3 LOCK x1
FINISHES	WHITE FINISH
REMARKS	SLIDING WINDOW

W6	TOTAL = 6 nos.
	G.A. = 1.01 m ²



V1	TOTAL = 31 nos.
	G.A. = 0.35 m ²



GROUND, 1ST & 2ND FLOOR
31
WHITE POWDER COATED ALUMINUM FRAME
WHITE POWDER COATED ALUMINUM LOUVERS
BRUSHED METAL (SILVER) x 8 BRASS LOCK x1
WHITE FINISH
-

CLIENT:

ALI RIZA
(MINISTRY OF HEALTH)

DESIGN AND CONSULTANCY:

SIARCH

PRIVATE LIMITED

LONUZIYAARIY MAGU,MALE',20075,MALDIVES

EMAIL: INFO@SIARCH.DESIGN

HTTP://WWW.SIARCH.DESIGN

KEY PLAN:

WARNING:

- This drawing shall not be used for construction unless certified.

- Contractor to verify all dimensions of existing works on site before commencing any work or preparing shop drawings.

- Do not scale drawings, use written dimensions only.

- This drawing is to be read in conjunction with the specifications and conditions of contract.

- This drawing and design is copyright and no portion may be reproduced without the permission of the Consultant

REVISIONS		
NO	DESCRIPTION	DATE

PROJECT:

PROPOSED 3
STOREY HOSPITAL

PHASE:

☐ CONCEPT DESIGN

☒ DESIGN DEVELOPMENT

☐ TENDER DOCUMENT

☐ FOR CONSTRUCTION

☐ AS BUILD DRAWINGS

DESIGNATION	NAME	SIGNATURE
PROJECT MANAGER	SIARCH PVT LTD	
STR. ENGINEER	HUSSAIN SHIHAN	
ARCHITECT	MOHAMMED SHAMIN	
CHECKED	MOHAMED SIRAJ	
DRAWN	YASHIKA	

DWG. NAME:

ARCHITECTURAL

DOOR & WINDOW
SCHEDULE 03

CODE	DATE	DWG. NO:
COM-32	28-02-21	AR16
FORMAT	A2A3	
SCALE	-150	ISSUE A

PDF FILE NAME:COM-32_MH_AR16_A

VENTILATION SCHEDULE

ROOM NAME/ NUMBER		ROOM AREAS (SQM) (SPECIFY CLEAR)	WINDOW /OPENING NAME	REQ. OPENING AREA–SQM (10%)	DESIGNED OPENING AREA (SQM)
GROUND FLOOR					
FRONT RECEPTION	MAIN RECEPTION	104.38	OPEN AREA ABOVE	10.438	MECHANICAL VENTILATION
	MEETING	21.16	D5X2	2.116	
	PUBLIC RELATIONS	7.14	D5XD6	0.714	
	TOILET	3.85	D7	0.385	
	PANTRY	9.43	D5,D6	0.943	
INJECTION AREA	PHARMACY	17.09	D9	1.709	
	OPD –A	9.28	D5	0.928	
	TOILET MALE	5.63	D8X2	0.563	
	TOILET FEMALE	5.63	D8X2	0.563	
	WAITING	55.06	D10X2	5.506	
	TREATMENT ROOM/ ECG	11.73	D5X2	1.173	
	INJECTION & DRESSING	10.16	D5X2	1.016	
CAFE	CAFE – KITCHEN	13.99	D5X2	1.399	
	CAFE – DINING	48.58	D2X2	4.858	
	CAFE – TOILET	2.2	D7	0.22	
EMERGENCY ROOM	PROCEDURE ROOM	10.90	D5	1.090	
	EMERGENCY DEPARTMENT	122.29	D1	12.209	
	PATIENT TOILET	4.40	D8	0.440	
	MEDICAL PREPARATION	2.28	D6	0.228	
	MEDICAL STORE	2.28	D6	0.228	
	DIRTY UTILITIES	2.95	D6	0.295	
	CLEAN UTILITIES	2.28	D6	0.228	
	EQUIPMENT STORE	2.28	D6	0.228	
	BLOOD SAMPLE TAKING RM.	8.7	D5	0.87	
	WAITING AREA	19.85	D5X2	1.985	
	BLOOD STORAGE	2.77	D6	0.277	
	TOILET	1.77	D7	0.177	
	DIRTY UTILITIES	2.09	D7X2	0.209	
	LABORATORY	34.60	W1X2,D5	3.460	
	MICRO BIOLOGY	6.43	D5,W1	0.643	
	STAFF PANTRY	8.30	D5,W1	0.830	
	STAFF TOILET	1.76	D7,V1	0.176	
	X–RAY , OPD AREA	PHARMACY DRUGS STORAGE	6.19	W1	
STERILE AREA STORE		2.77	W1	0.277	
STAFF CHANGE		2.53	D7,V1	0.253	
CLEAN SUPPLY		2.19	D3,W4	0.219	
WASH & DISINFECTION		1.70	W4X2,W1	0.170	
CSSD CLEAN ROOM & PACKING		17.65	D3,W4X2	1.765	
CONTROL & PRINT		4.28	D5	0.428	
X–RAY		23.54	D3	2.354	
CHANGE		2.17	D7	0.217	
SCAN ROOM		20.44	D3	2.044	
TOILET		2.17	D7	0.217	
OPD 6		6.56	D5,W5	0.656	
OPD 5		6.56	D5,W5	0.656	
OPD 4		6.56	D5,W5	0.656	
OPD 3		6.56	D5,W5X2	0.656	
OPD 2		6.56	D5,W5	0.656	
OPD 1		6.56	D5,W5	0.656	

VENTILATION SCHEDULE

ROOM NAME/ NUMBER		ROOM AREAS (SQM) (SPECIFY CLEAR)	WINDOW /OPENING NAME	REQ. OPENING AREA–SQM (10%)	DESIGNED OPENING AREA (SQM)	
GROUND FLOOR						
FLU CLINIC	ACCESSIBLE TOILET	2.43	D8	0.243	MECHANICAL VENTILATION	
	TOILET	2.53	D7	0.253		
	STAFF TOILET	2.43	D7	0.243		
	JANITOR CLOSET	1.8	D7	0.18		
	MEDICAL PREPARATION	4.7	D6	0.47		
	MEDICAL STORE	4.3	D6	0.43		
	EQUIPMENT STORE	4.3	D6	0.43		
	CLEAN UTILITY	4.3	D6	0.43		
	TOILET	4.3	D8	0.43		
	HOLDING ROOM. 1	5.10	D12	0.510		
	HOLDING ROOM. 2	5.10	D12	0.510		
	PPE DONNING	5.2	D6X2	0.52		
	TOILET	4.3	D8	0.43		
	TOILET	4.3	D8	0.43		
	ISOLATION ROOM 1	11.1	D11	0.111		
	ISOLATION ROOM 2	11.1	D11	0.111		
	STAFF CHANGE	3.96	D7	0.396		
	DIRTY UTILITY	5.2	D6	0.52		
	PANTRY	5.2	D6	0.52		
	FLU CLINIC	3.96	D5X2,W1X2	0.396		
	CONSULTATION	42.23	D5,W1	4.223		
	CLINIC	FEEDING	10.17	D5X2, W3		1.017
		MALE TOILET	2.1	D7,V1		0.21
		FEMALE TOILET	2.1	D7,V1		0.21
STAFF TOILET		2.1	D7,V1	0.21		
STORAGE		2.1	D5,W1	0.21		
CESSATION CLINIC		3.23	D5,W1	0.323		
PUBLIC HEALTH ROOM		8.33	D5,W1	0.833		
REPRODUCTIVE HEALTH		8.33	D5,W1	0.833		
VACCINE STORAGE		15.16	D5	1.516		
KIDS PLAY INDOOR		30.56	D4	3.056		
CORRIDOR AREA						

CLIENT:
ALI RIZA
(MINISTRY OF HEALTH)

DESIGN AND CONSULTANCY:

SIARCH
PRIVATE LIMITED
LONUZIYAARIY MAGU,MALE',20075,MALDIVES
EMAIL: IN F O @ SIARCH.DESIGN
HTTP://:WWW.SIARCH.DESIGN

KEY PLAN:

WARNING:

– This drawing shall not be used for construction unless certified.

– Contractor to verify all dimensions of existing works on site before commencing any work or preparing shop drawings.

– Do not scale drawings, use written dimensions only.

– This drawing is to be read in conjunction with the specifications and conditions of contract.

– This drawing and design is copyright and no portion may be reproduced without the permission of the Consultant

REVISIONS

NO	DESCRIPTION	DATE

PROJECT:

PROPOSED 3
STOREY HOSPITAL

PHASE:

☐ CONCEPT DESIGN

☒ DESIGN DEVELOPMENT

☐ TENDER DOCUMENT

☐ FOR CONSTRUCTION

☐ AS BUILD DRAWINGS

DESIGNATION	NAME	SIGNATURE
PROJECT MANAGER	SIARCH PVT LTD	
STR. ENGINEER	HUSSAIN SHIHAN	
ARCHITECT	MOHAMMED SHAMIN	
CHECKED	MOHAMED SIRAJ	
DRAWN	YASHIKA	

DWG. NAME:

ARCHITECTURAL

VENTILATION SCHEDULE
GROUND FLOOR

CODE COM–32	DATE 28–02–21	DWG. NO: AR17
FORMAT	A2A3	
SCALE	- - -	ISSUE A
PDF FILE NAME:COM–32_MH_AR17 _A		

VENTILATION SCHEDULE

ROOM NAME/ NUMBER		ROOM AREAS (SQM) (SPECIFY CLEAR)	WINDOW /OPENING NAME	REQ. OPENING AREA-SQM (10%)	DESIGNED OPENING AREA (SQM)	
FIRST FLOOR						
WARD AREA	KIDS PLAYING ROOM	34.4	D10	3.44	MECHANICAL VENTILATION	
	PEDIATRIC WARD	67.15	D10	6.715		
	TOILET	2.27	D13	0.227		
	TOILET MALE	2.86	D13	0.286		
	TOILET FEMALE	2.86	D13	0.286		
	EQUIPMENT STORE	4.45	D13	0.445		
	JANITOR CLOSET	3.84	D13	0.384		
	DIRTY UTILITIES	3.54	D13	0.354		
	CLEAN UTILITIES	3.24	D13	0.324		
	MEDICAL STORE	3.11	D13	0.311		
	MEDICAL PREPARATION	2.62	D13	0.262		
	GYNECOLOGY WARD	68.83	D10,W6X3	6.883		
	TOILET	2.82	D13,V1	0.282		
	MEDICAL WARD MEN	54.04	D10,W6X2	5.404		
	TOILET	2.82	D13,V1	0.282		
	MEDICAL WARD WOMEN	53.07	D10,W6X2	5.307		
	TOILET	3.86	D13,V1	0.386		
	SURGICAL WARD	64.24	D10	6.424		
	TOILET	3.73	D13,V1	0.373		
	STAFF REST ROOM	5.33	D9	0.533		
	OPERATION THEATER AREA	BRIEFING AREA	16.67	D10		1.667
		TOILET	3.73	D13		0.373
		DIRTY LINEN	4.21	D8		0.421
		CLEAN UTILITIES	4.21	D8		0.421
SUB STERILE CLEAN UTILITY AREA		7.21	D5,W4	0.721		
DIRTY UTILITIES ROOM		7.21	D5,W4	0.721		
COLLECTION & PACKING AREA		7.21	D5,W4	0.721		
SITTING AREA		120.29	D3,W1X3	12.029		
CHANGING RM. 1		1.71	D13	0.171		
CHANGING RM. 2		1.71	D13	0.171		
TOILET 1		1.71	D13	0.171		
TOILET 1		1.71	D13	0.171		
STERILE STORE		5.03	D13	0.503		
GENERAL STORE		5.03	D13	0.503		
OPERATING THEATRE		29.3	D5X2	2.93		
PREPARATION & RECOVERY ROOM		50.13	D3,D10,D5	5.013		
BIRTHING AREA	MEDICAL STORE	4.25	D13	0.425		
	MEDICAL PREPARATION	4.83	D13	0.483		
	EQUIPMENT ROOM	4.03	D13	0.403		
	CLEAN UTILITY	4.03	D13	0.403		
	DIRTY UTILITY	4.03	D13	0.403		
	DELIVERY SUITE	7.45	D10,W1	0.745		
	SCRUB UP	3.71	D13X2	0.371		
	CLEAN UTILITY	3.71	D13	0.371		
	STERILE STORE	3.71	D13	0.371		
	CHANGING RM.	3.71	D13,W1X2	0.371		
	TOILET	4.22	D13,V1	0.422		
	STAFF LOUNGE	53.22	D9,W1	5.322		
	PRE-DELIVERY SUITE	28.91	D10.W1	2.891		

VENTILATION SCHEDULE

	ROOM NAME/ NUMBER	ROOM AREAS (SQM) (SPECIFY CLEAR)	WINDOW /OPENING NAME	REQ. OPENING AREA-SQM (10%)	DESIGNED OPENING AREA (SQM)
	FIRST FLOOR				
BIRTHING AREA	TOILET	3.7	D13	0.37	MECHANICAL VENTILATION
	N.I.C.U	31.79	D5,W1	3.179	
	BABY WASH	2.97	D14	0.297	
	MOTHERS FEEDING	3.89	D14	0.389	
IC UNIT AREA	MEDICAL STORE	2.7	D13	0.27	
	MEDICAL PREPARATION	2.7	D13	0.27	
	CLEAN UTILITY	3.2	D13,V1	0.32	
	DIRTY UTILITY	3.2	D13,V1	0.32	
	EQUIPMENT ROOM	3.2	D13	0.32	
	IC UNIT 1	12.11	D15	1.211	
	IC UNIT 2	12.11	D15,W1	1.211	
	IC UNIT 3	12.11	D15	1.211	
	TOILET	4.2	D13	0.42	
	ISOLATION IC UNIT	12.11	D15,W1	1.211	
	CORRIDOR AREA				

CLIENT:

ALI RIZA
(MINISTRY OF HEALTH)

DESIGN AND CONSULTANCY:

SIARCH

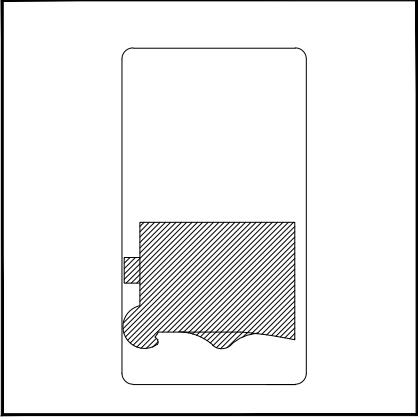
PRIVATE LIMITED

LONUZIYARAIY MAGU,MALE',20075,MALDIVES

EMAIL: T N F @ SIARCH.DESIGN

HTTP://:WWW.SIARCH.DESIGN

KEY PLAN:



WARNING:

- This drawing shall not be used for construction unless certified.

- Contractor to verify all dimensions of existing works on site before commencing any work or preparing shop drawings.

- Do not scale drawings, use written dimensions only.

- This drawing is to be read in conjunction with the specifications and conditions of contract.

- This drawing and design is copyright and no portion may be reproduced without the permission of the Consultant

REVISIONS

NO	DESCRIPTION	DATE

PROJECT:

PROPOSED 3
STOREY HOSPITAL

PHASE:

☐ CONCEPT DESIGN

☒ DESIGN DEVELOPMENT

☐ TENDER DOCUMENT

☐ FOR CONSTRUCTION

☐ AS BUILD DRAWINGS

DESIGNATION	NAME	SIGNATURE
PROJECT MANAGER	SIARCH PVT LTD	
STR. ENGINEER	HUSSAIN SHIHAN	
ARCHITECT	MOHAMMED SHAMIN	
CHECKED	MOHAMED SIRAJ	
DRAWN	YASHIKA	

DWG. NAME:

ARCHITECTURAL

VENTILATION SCHEDULE
FIRST FLOOR

CODE COM-32	DATE 28-02-21	DWG. NO: AR18
FORMAT	A2A3	
SCALE	- - -	ISSUE A

PDF FILE NAME:COM-32_MH_AR18 _A

VENTILATION SCHEDULE

ROOM NAME/ NUMBER		ROOM AREAS (SQM) (SPECIFY CLEAR)	WINDOW /OPENING NAME	REQ. OPENING AREA-SQM (10%)	DESIGNED OPENING AREA (SQM)
SECOND FLOOR					
THERAPY AREA	EXERCISE ROOM	50.3	D10	5.03	MECHANICAL VENTILATION
	MASSAGE ROOM 1	6.6	D7	0.66	
	MASSAGE ROOM 2	6.6	D7	0.66	
	MASSAGE ROOM 3	6.6	D7	0.66	
	HYDROTHERAPY	7.6	D14	0.76	
	SPEECH THERAPY	7.6	D14	0.76	
	SUPERVISOR OFFICE	11.27	D14	1.127	
	STAFF PANTRY	10.8	D7	1.08	
	STAFF TOILET	1.7	D7	0.17	
	TOILET	3.0	D7	0.30	
	WAITING AREA	18.39	D14	1.839	
PRIVATE ROOMS	FAMILY WAITING AREA	18.39	D14	1.839	
	PRIVATE ROOM 1	27.90	D11.W3X2	2.790	
	PRIVATE RM. TOILET 1	5.37	D8	0.537	
	PRIVATE ROOM 2	27.90	D11.W3X2	2.790	
	PRIVATE RM. TOILET 2	5.37	D8	0.537	
	PRIVATE ROOM 3	27.90	D11.W3X2	2.790	
	PRIVATE RM. TOILET 3	5.37	D8	0.537	
	PRIVATE ROOM 4	27.90	D11.W3X2	2.790	
	PRIVATE RM. TOILET 4	5.37	D8	0.537	
	PRIVATE ROOM 5	27.90	D11.W3X2	2.790	
	PRIVATE RM. TOILET 5	5.37	D8	0.537	
	DIRTY UTILITIES	7.34	D7	0.734	
	MEDICAL STORE	2.63	D7	0.263	
	CLEAN UTILITIES	2.63	D7	0.263	
	NURSE REST ROOM	10.84	D7	1.084	
	TOILET	1.7	D7	0.17	
CANTEEN	CANTEEN	67.86	D10,W1X2	6.786	
	PRAYER ROOM	14.10	D9,W1	1.410	
	FEMALE TOILET	10.52	D8X2D13,V1X2	1.052	
	MALE TOILET	10.52	D8X2D13,V1X2	1.052	
	PREPARATION ROOM	10.25	D15X2,W1	1.025	
AUDITORIUM	MAINTENANCE ROOM	11.72	D15,V1X2	1.172	
	STORAGE	5.3	D15,V1	0.53	
	TRAINING ROOM	12.86	D15,W1X2	1.286	
	MULTI PURPOSE HALL	121.48	D10	12.148	
PUBLIC HEALTH UNIT	MAINTENANCE WORKSHOP	24.73	D3	2.473	
	RECEPTION	10.25	D3	1.025	
	MANAGER	8.31	D15	0.831	
	PUBLIC HEALTH UNIT	90.44	D9	9.044	
	ADMIN AREA	11.08	D15	1.108	
	FILLING AREA	7.12	D15,W1	0.712	
	PANTRY	9.89	D15	0.989	
	TOILET	9.48	D15X3,V1X2	0.948	
	STORE	11.83	D14,V1	1.183	
	VACCINE STORE ROOM	16.70	D14,W1	1.670	
	BUDGET	6.12	D5	0.612	

VENTILATION SCHEDULE

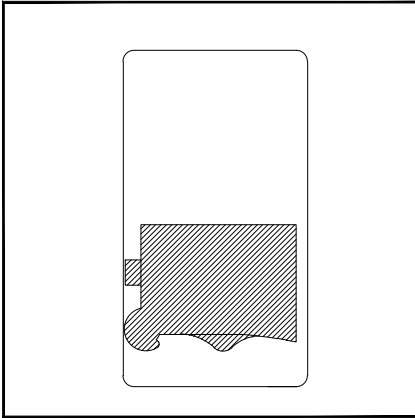
ROOM NAME/ NUMBER		ROOM AREAS (SQM) (SPECIFY CLEAR)	WINDOW /OPENING NAME	REQ. OPENING AREA-SQM (10%)	DESIGNED OPENING AREA (SQM)
SECOND FLOOR					
BIRTHING AREA	RECEPTION	43.12	D3	4.312	MECHANICAL VENTILATION
	SERVER ROOM	10.23	D9	1.023	
	CONFERENCE ROOM	17.41	D9	1.741	
	MEETING	17.42	D9	1.742	
IC UNIT AREA OFFICE	ZV ROOM	10.23	D9	1.023	
	OFFICE WORKING AREA	17.55	D9	1.755	
	MANAGER	6.34	D15	0.634	
	ADMIN	9.94	D15	0.994	
	BUDGET	8.14	D15	0.814	
	MAINTENANCE	11.72	D15,V1X2	1.172	
	STOCK	8.03	D15,V1	0.803	
	TOILET	7.9	D15,V1	0.79	
	PANTRY	7.59	D15,V1	0.759	
	FILING AREA	3.59	D15	0.359	
CORRIDOR AREA					

CLIENT:
ALI RIZA
(MINISTRY OF HEALTH)

DESIGN AND CONSULTANCY:

SIARCH
PRIVATE LIMITED
LONUZIYAARIY MAGU,MALE',20075,MALDIVES
EMAIL: INFO@SIARCH.DESIGN
HTTP://WWW.SIARCH.DESIGN

KEY PLAN:



WARNING:

This drawing shall not be used for construction unless certified.

Contractor to verify all dimensions of existing works on site before commencing any work or preparing shop drawings.

Do not scale drawings, use written dimensions only.

This drawing is to be read in conjunction with the specifications and conditions of contract.

This drawing and design is copyright and no portion may be reproduced without the permission of the Consultant

REVISIONS

NO	DESCRIPTION	DATE

PROJECT:

PROPOSED 3
STOREY HOSPITAL

PHASE:

○ CONCEPT DESIGN

● DESIGN DEVELOPMENT

○ TENDER DOCUMENT

○ FOR CONSTRUCTION

○ AS BUILD DRAWINGS

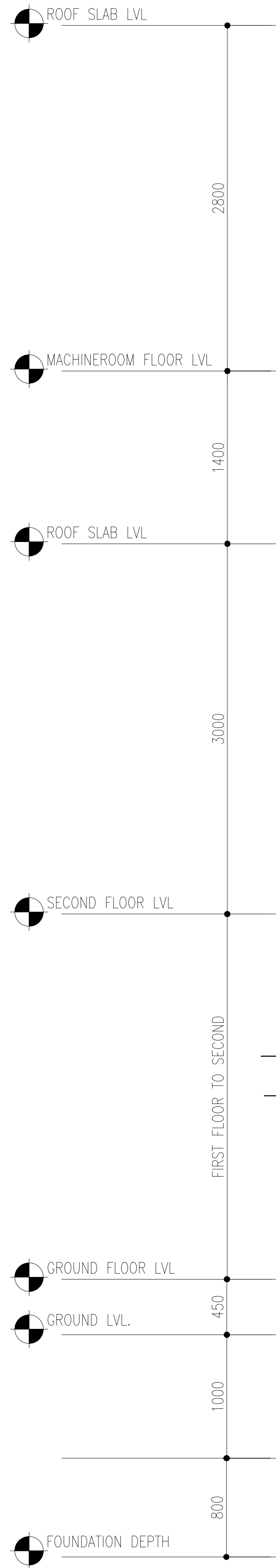
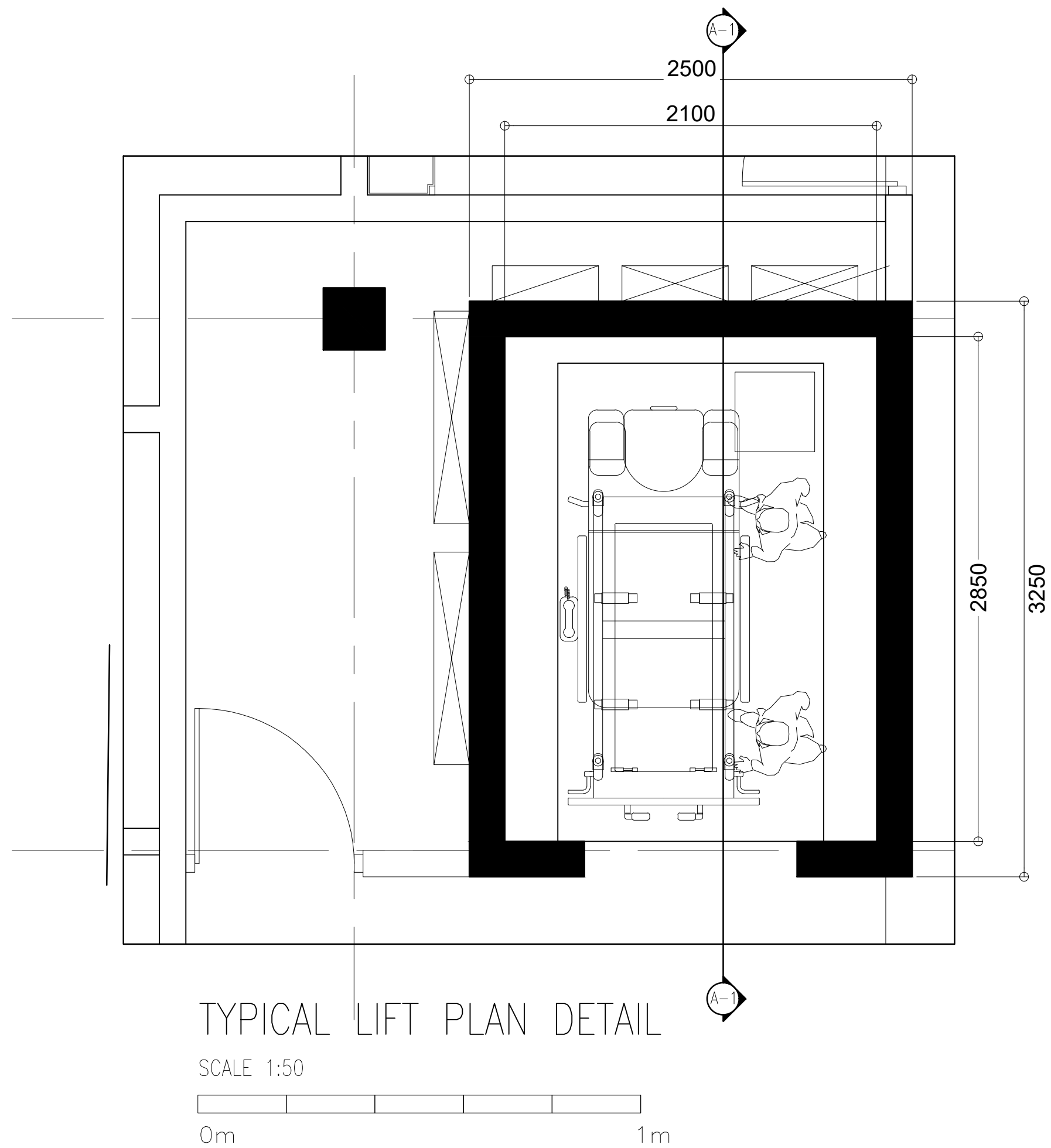
DESIGNATION	NAME	SIGNATURE
PROJECT MANAGER	SIARCH PVT LTD	
STR. ENGINEER	HUSSAIN SHIHAN	
ARCHITECT	MOHAMMED SHAMIN	
CHECKED	MOHAMED SIRAJ	
DRAWN	YASHIKA	

DWG. NAME:

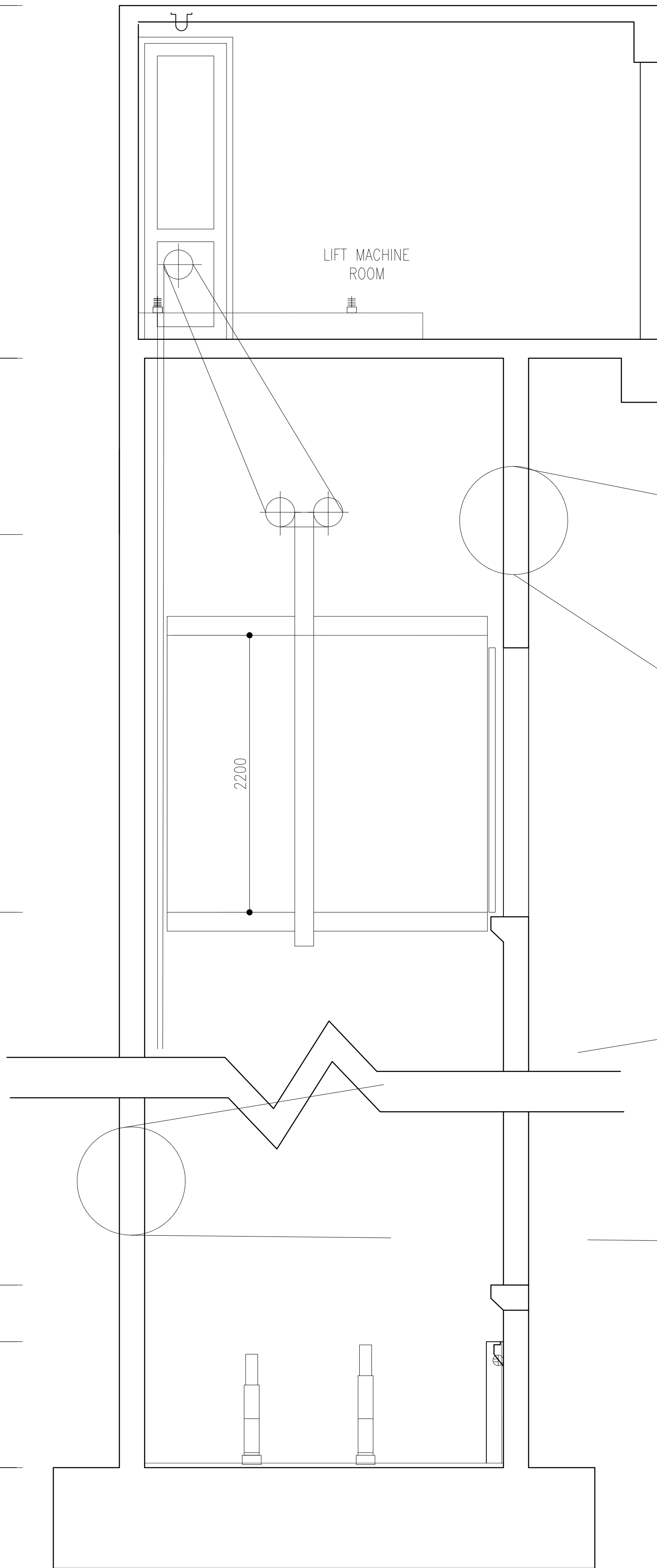
ARCHITECTURAL

VENTILATION SCHEDULE
SECOND FLOOR

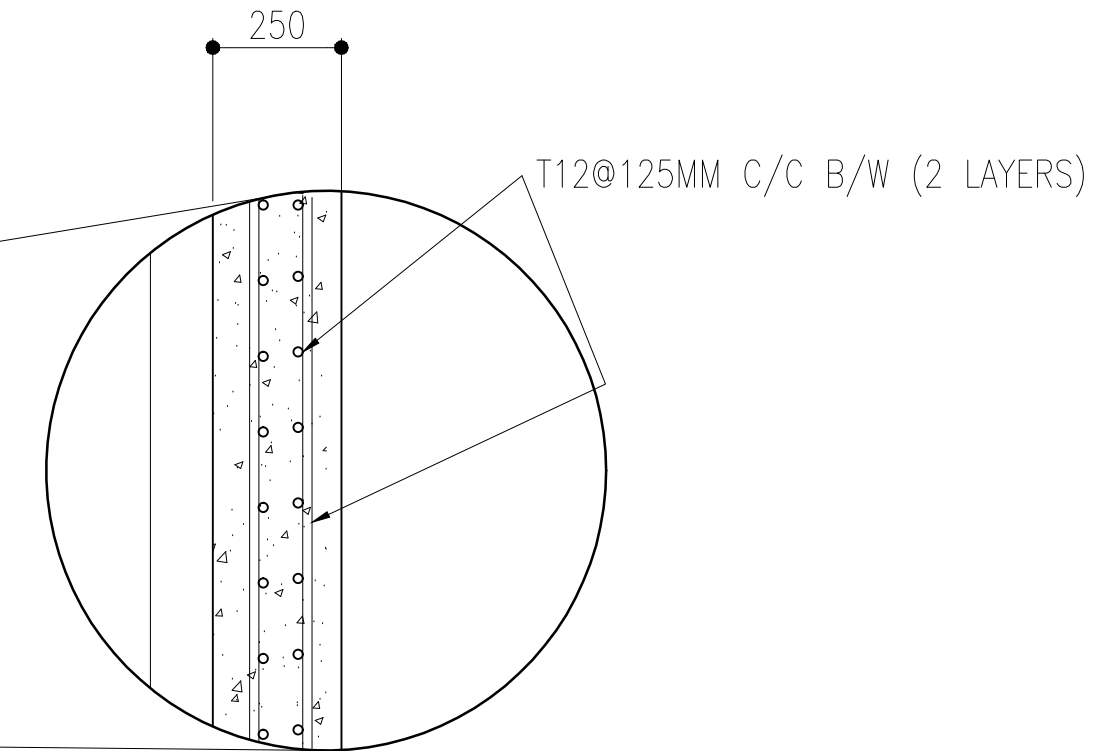
CODE COM-32	DATE 28-02-21	DWG. NO: AR19
FORMAT	A2A3	
SCALE	- - -	ISSUE A
PDF FILE NAME:COM-32_MH_AR19 _A		



LIFT MACHINEROOM AND PIT DETAIL
SCALE 1:50



STRUCTURAL DETAIL (ABOVE 1ST SLAB)
SCALE 1:20



STRUCTURAL DETAIL (UPTO 1ST SLAB)
SCALE 1:20

CLIENT:

ALI RIZA
(MINISTRY OF HEALTH)

DESIGN AND CONSULTANCY:

SIARCH

PRIVATE LIMITED

LONUZIYAARAIY MAGU,MALE',20075,MALDIVES

EMAIL: T N F O @ SIARCH.DESIGN

HTTP://:WWW.SIARCH.DESIGN

KEY PLAN:

WARNING:

This drawing shall not be used for construction unless certified.

Contractor to verify all dimensions of existing works on site before commencing any work or preparing shop drawings.

Do not scale drawings, use written dimensions only.

This drawing is to be read in conjunction with the specifications and conditions of contract.

This drawing and design is copyright and no portion may be reproduced without the permission of the Consultant

REVISIONS

NO	DESCRIPTION	DATE

PROJECT:

PROPOSED 3
STOREY HOSPITAL

PHASE:

☐

CONCEPT DESIGN

☒

DESIGN DEVELOPMENT

☐

TENDER DOCUMENT

☐

FOR CONSTRUCTION☐

DESIGNATION	NAME	SIGNATURE
PROJECT MANAGER	SIARCH PVT LTD	
STR. ENGINEER	HUSSAIN SHIHAN	
ARCHITECT	MOHAMMED SHAMIN	
CHECKED	MOHAMED SIRAJ	
DRAWN	YASHIKA	

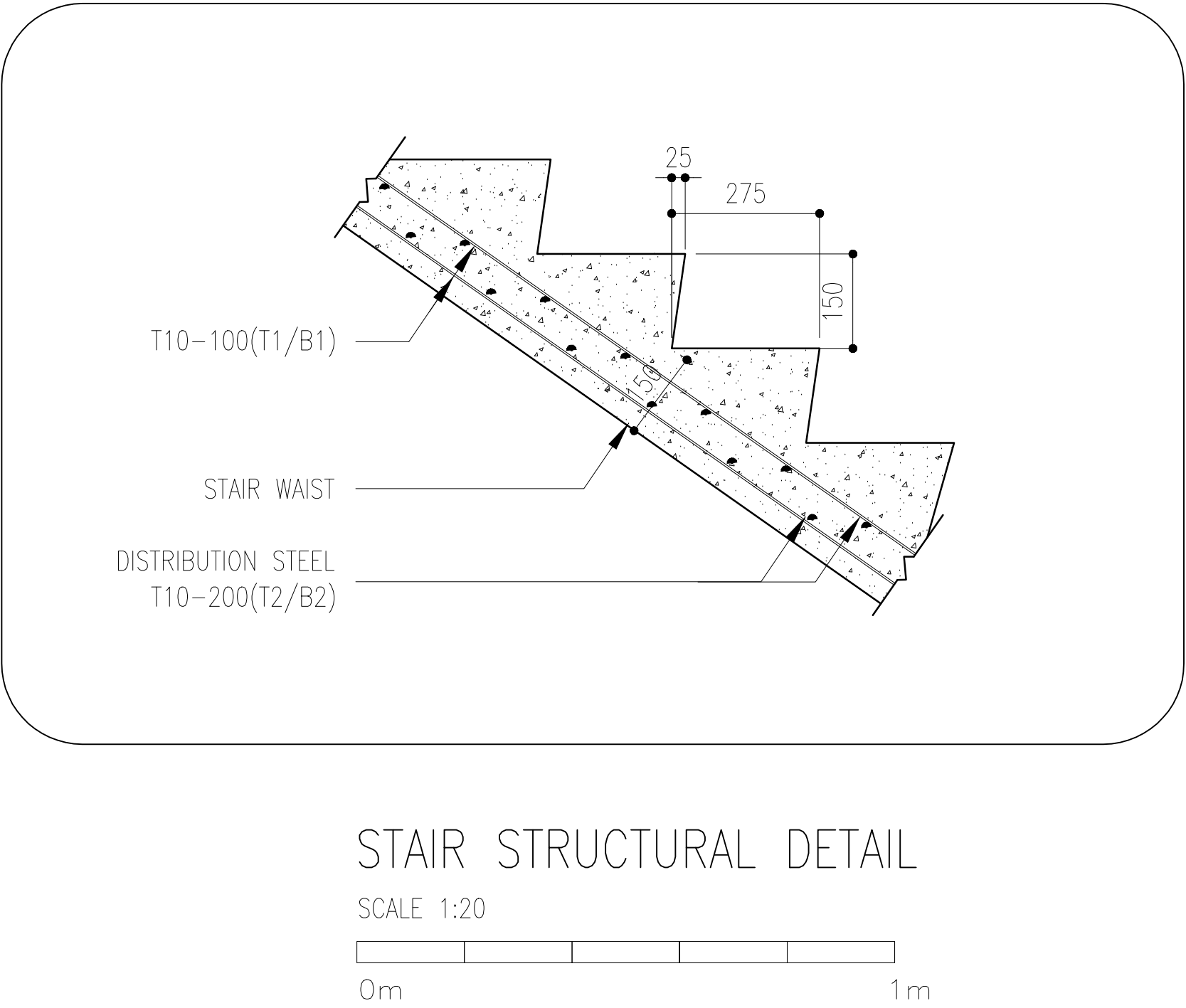
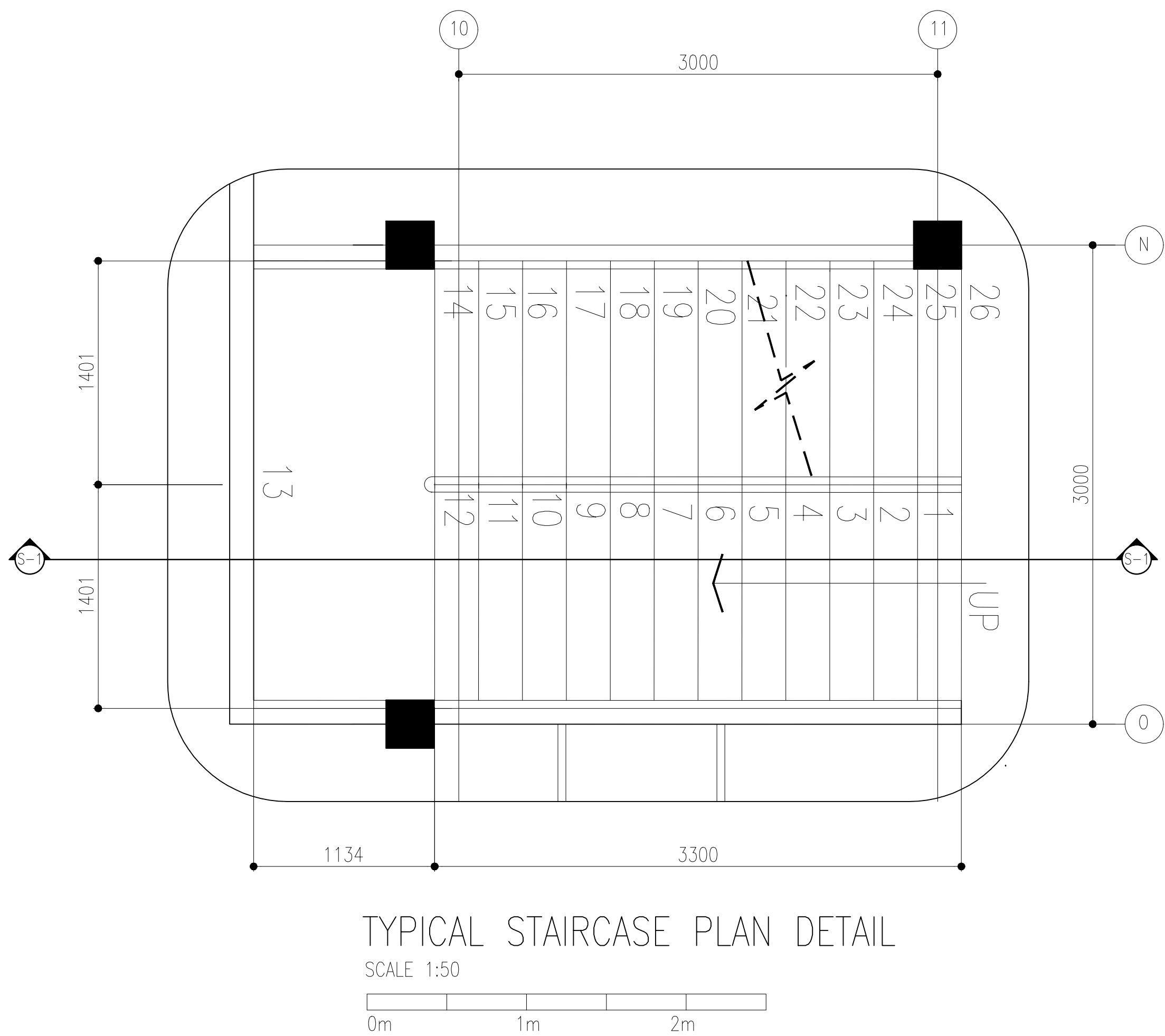
DWG. NAME:

ARCHITECTURAL

LIFT DETAIL 1

CODE	DATE	DWG. NO:
COM-32	28-02-21	AR20
FORMAT	A2 A3	
SCALE	- - 1:50	ISSUE A

PDF FILE NAME:COM-32_MH_AR20 _A



CLIENT:
ALI RIZA
(MINISTRY OF HEALTH)

DESIGN AND CONSULTANCY:
SIARCH
PRIVATE LIMITED
LONUZIYARAIY MAGU,MALE',20075,MALDIVES
EMAIL: T N F O @ SIARCH.DESIGN
HTTP://WWW.SIARCH.DESIGN

KEY PLAN:

WARNING:

- This drawing shall not be used for construction unless certified.
- Contractor to verify all dimensions of existing works on site before commencing any work or preparing shop drawings.
- Do not scale drawings, use written dimensions only.
- This drawing is to be read in conjunction with the specifications and conditions of contract.
- This drawing and design is copyright and no portion may be reproduced without the permission of the Consultant

REVISIONS

NO	DESCRIPTION	DATE

PROJECT:

PROPOSED 3
STOREY HOSPITAL

PHASE:

- ☐ CONCEPT DESIGN
- ☒ DESIGN DEVELOPMENT
- ☐ TENDER DOCUMENT
- ☐ FOR CONSTRUCTION
- ☐ AS BUILD DRAWINGS

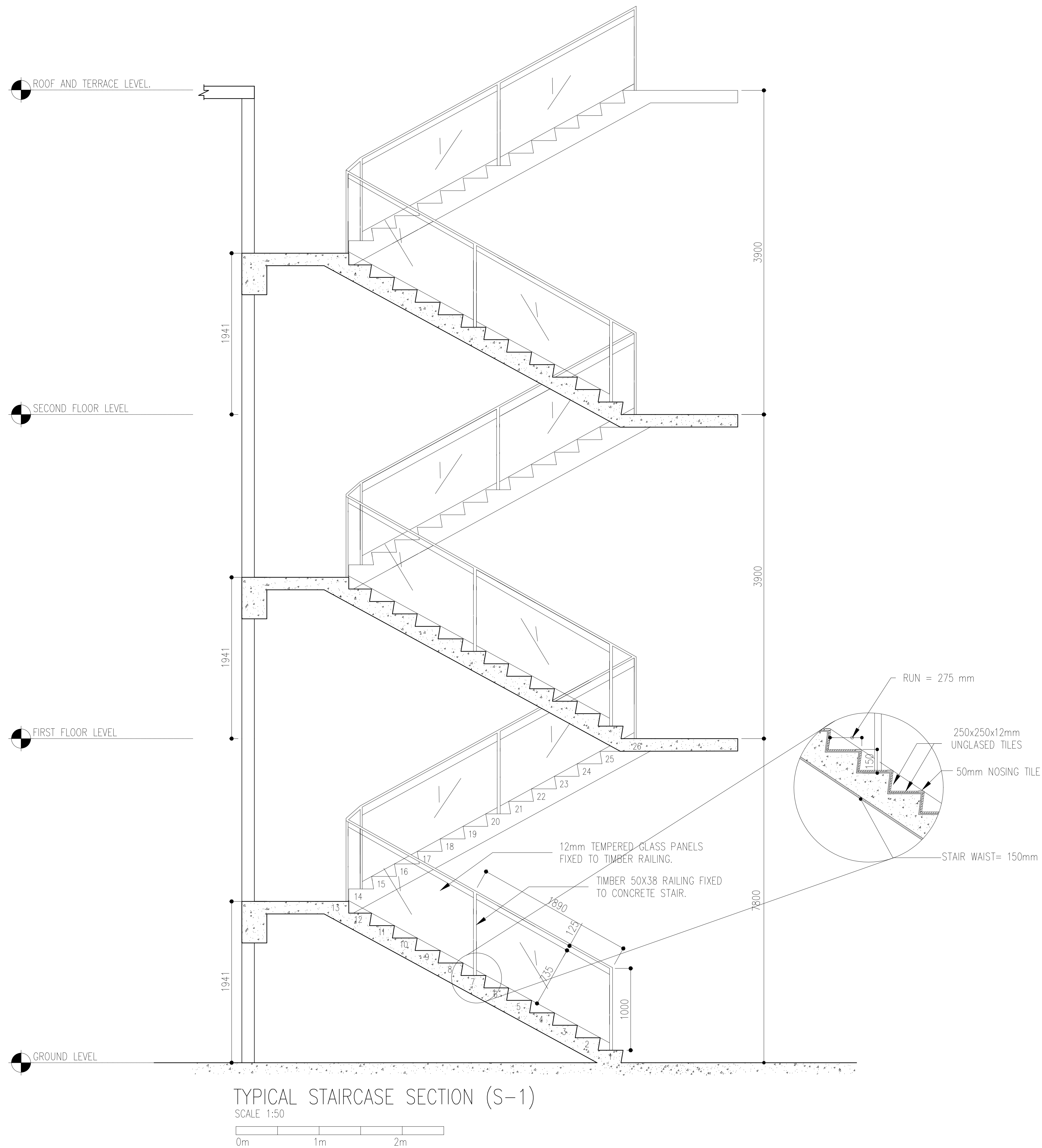
DESIGNATION	NAME	SIGNATURE
PROJECT MANAGER	SIARCH PVT LTD	
STR. ENGINEER	HUSSAIN SHIHAN	
ARCHITECT	MOHAMMED SHAMIN	
CHECKED	MOHAMED SIRAJ	
DRAWN	YASHIKA	

DWG. NAME:

ARCHITECTURAL

STAIRCASE DETAIL 1

CODE COM-32	DATE 28-02-21	DWG. NO: AR21
FORMAT	A2 A3	
SCALE	- - 1:50	ISSUE A
PDF FILE NAME:COM-32_MH_AR22 _A		



CLIENT:
ALJ RIZA
(MINISTRY OF HEALTH)

DESIGN AND CONSULTANCY:
SIARCH
PRIVATE LIMITED
LONUZIYAARAY MAGU, MALÉ, 20075, MALDIVES
EMAIL: T.N.F.G@SIARCH.DESIGN
HTTP://WWW.SIARCH.DESIGN

KEY PLAN:

WARNING:

- This drawing shall not be used for construction unless certified.
- Contractor to verify all dimensions of existing works on site before commencing any work or preparing shop drawings.
- Do not scale drawings, use written dimensions only.
- This drawing is to be read in conjunction with the specifications and conditions of contract.
- This drawing and design is copyright and no portion may be reproduced without the permission of the Consultant

REVISIONS		
NO	DESCRIPTION	DATE

PROJECT:

PROPOSED 3
STOREY HOSPITAL

PHASE:

- ☐ CONCEPT DESIGN
- ☒ DESIGN DEVELOPMENT
- ☐ TENDER DOCUMENT
- ☐ FOR CONSTRUCTION
- ☐ AS BUILD DRAWINGS

DESIGNATION	NAME	SIGNATURE
PROJECT MANAGER	SIARCH PVT LTD	
STR. ENGINEER	HUSSAIN SHIHAN	
ARCHITECT	MOHAMMED SHAMIN	
CHECKED	MOHAMED SIRAJ	
DRAWN	YASHIKA	

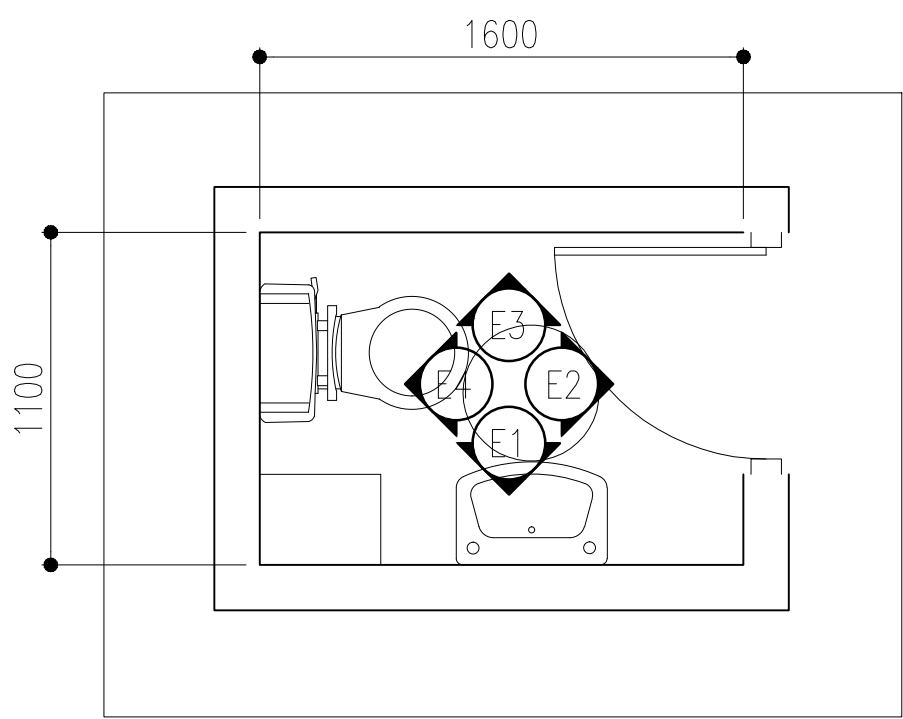
DWG. NAME:

ARCHITECTURAL

STAIRCASE DETAIL 2

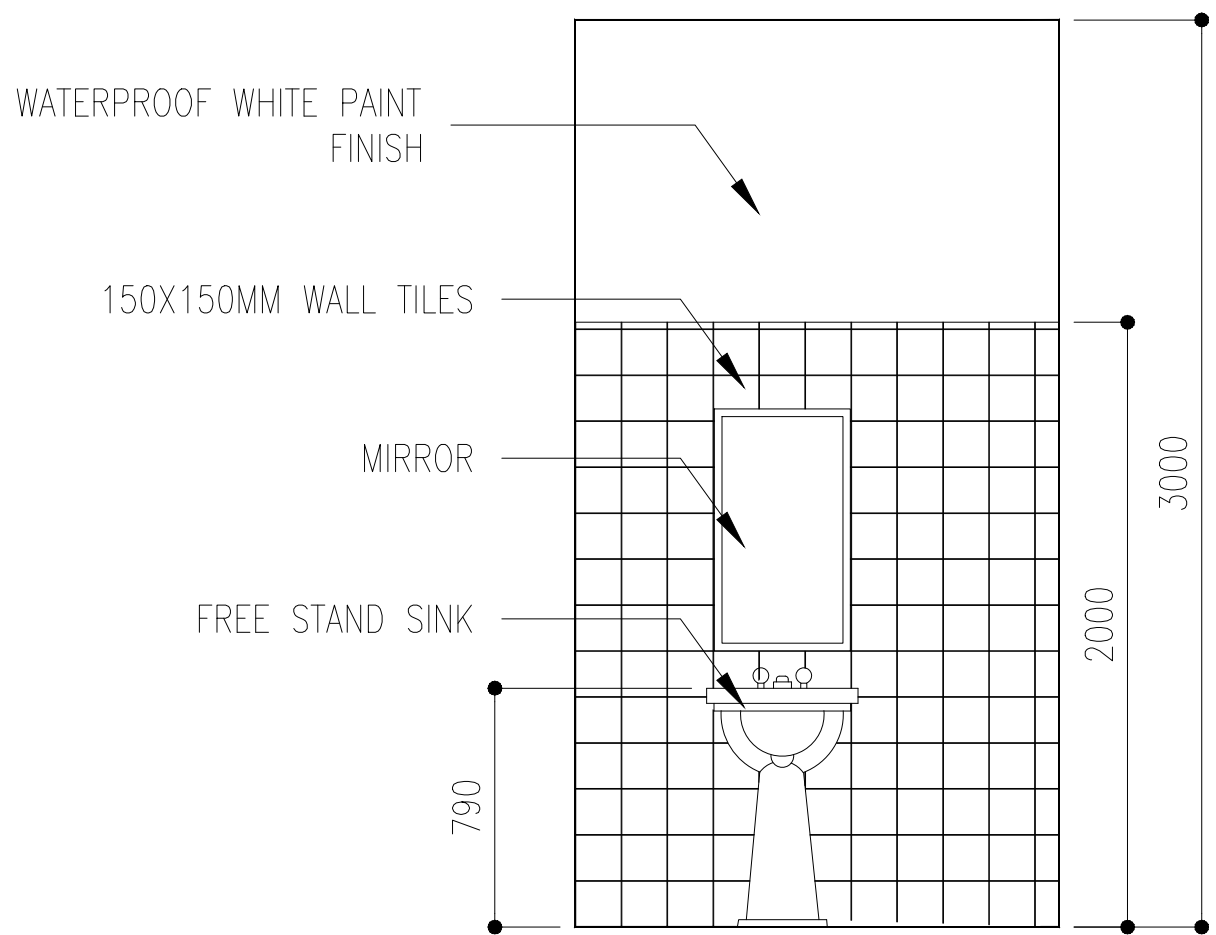
CODE COM-32	DATE 28-02-21	DWG. NO: AR22
FORMAT A2	A3	
SCALE - - 1:50	ISSUE A	

PDF FILE NAME:COM-32_MH_AR23 _A



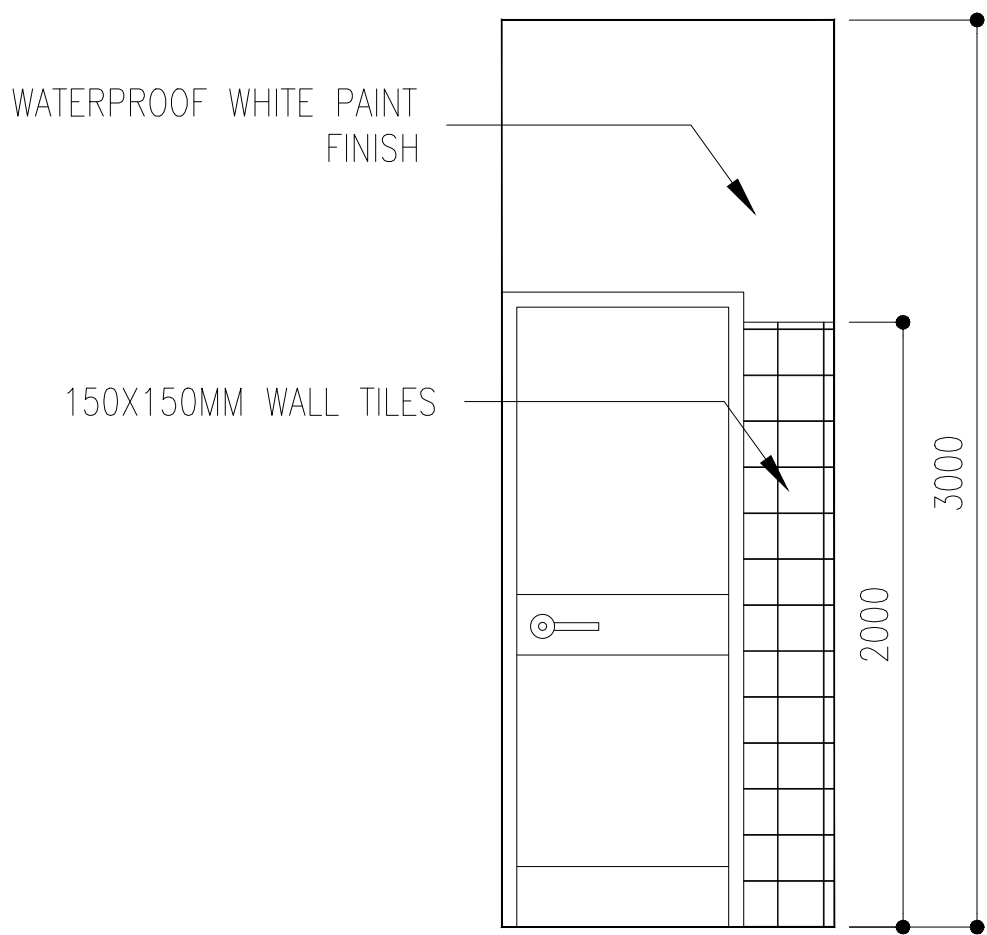
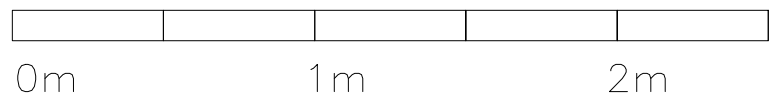
TYPICAL STAFF TOILET
(REFER GROUND FLOOR PLAN)

SCALE 1:50



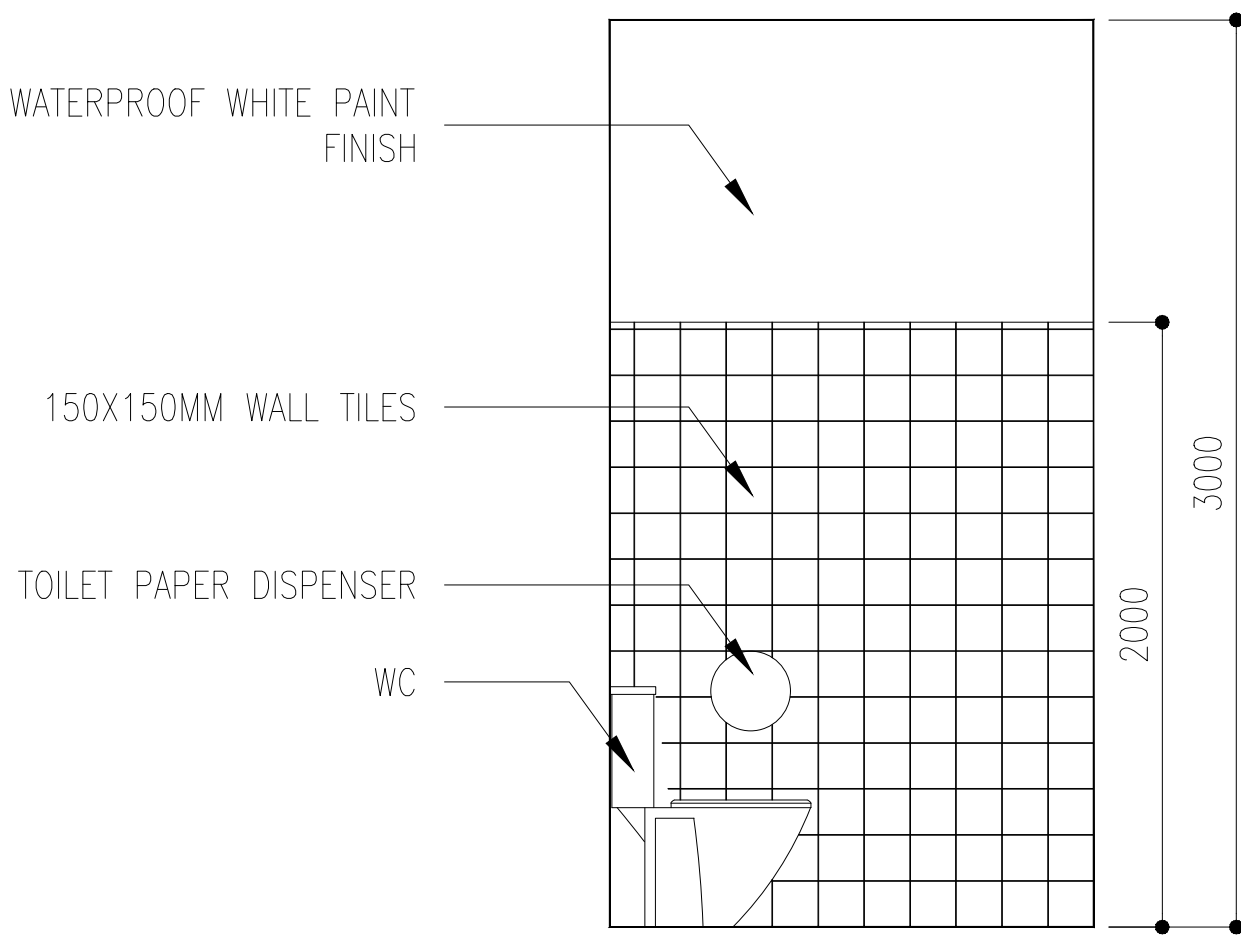
TYPICAL STAFF TOILET
(ELEVATION E1)

SCALE 1:50



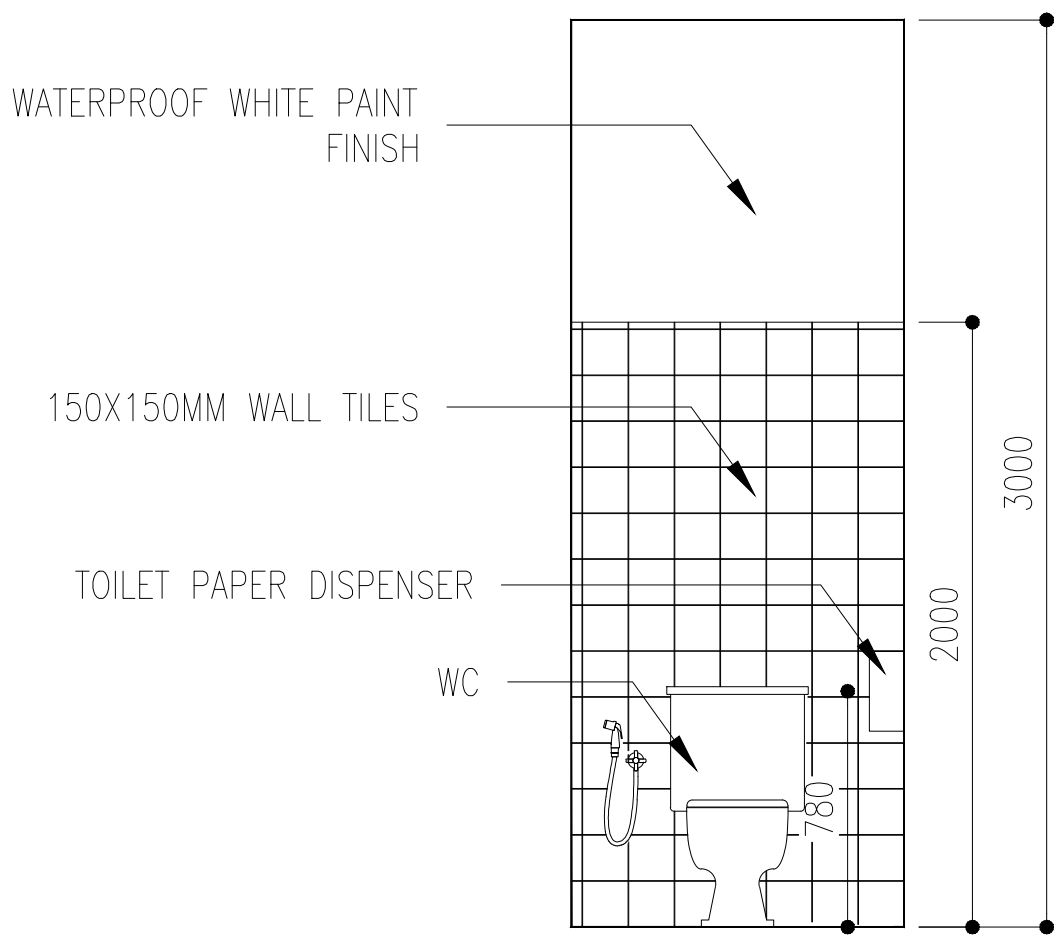
TYPICAL STAFF TOILET
(ELEVATION E2)

SCALE 1:50



TYPICAL STAFF TOILET
(ELEVATION E3)

SCALE 1:50



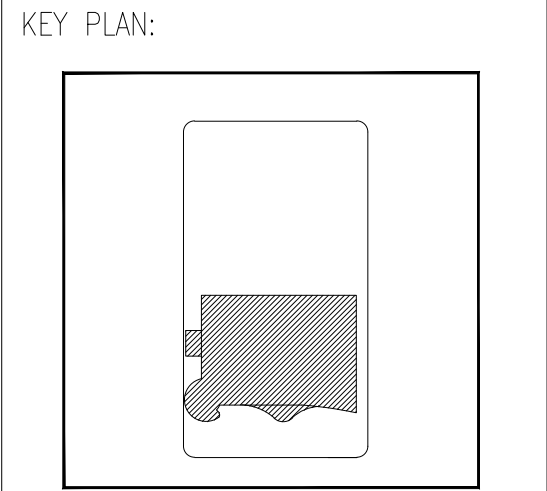
TYPICAL STAFF TOILET
(ELEVATION E4)

SCALE 1:50



CLIENT:
ALI RIZA
(MINISTRY OF HEALTH)

DESIGN AND CONSULTANCY:
SIARCH
PRIVATE LIMITED
LONUZIYARAIY MAGU, MALE', 20075, MALDIVES
EMAIL: INFO@SIARCH.DESIGN
HTTP://WWW.SIARCH.DESIGN



- WARNING:
- This drawing shall not be used for construction unless certified.
 - Contractor to verify all dimensions of existing works on site before commencing any work or preparing shop drawings.
 - Do not scale drawings, use written dimensions only.
 - This drawing is to be read in conjunction with the specifications and conditions of contract.
 - This drawing and design is copyright and no portion may be reproduced without the permission of the Consultant

REVISIONS		
NO	DESCRIPTION	DATE

PROJECT:

PROPOSED 3
STOREY HOSPITAL

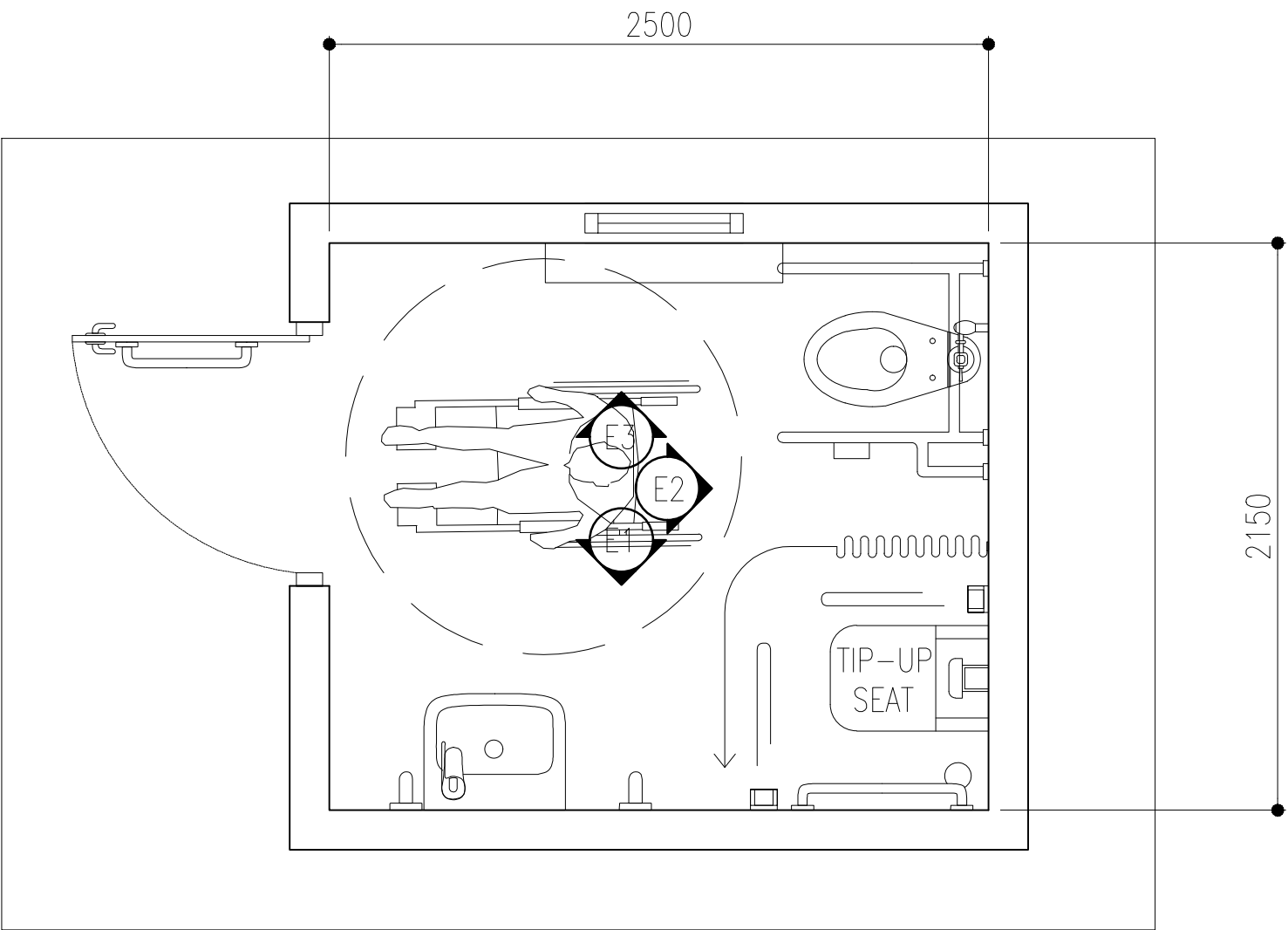
- PHASE:
- ☐ CONCEPT DESIGN
 - ☒ DESIGN DEVELOPMENT
 - ☐ TENDER DOCUMENT
 - ☐ FOR CONSTRUCTION
 - ☐ AS BUILD DRAWINGS

DESIGNATION	NAME	SIGNATURE
PROJECT MANAGER	SIARCH PVT LTD	
STR. ENGINEER	HUSSAIN SHIHAN	
ARCHITECT	MOHAMMED SHAMM	
CHECKED	MOHAMED SIRAJ	
DRAWN	YASHIKA	

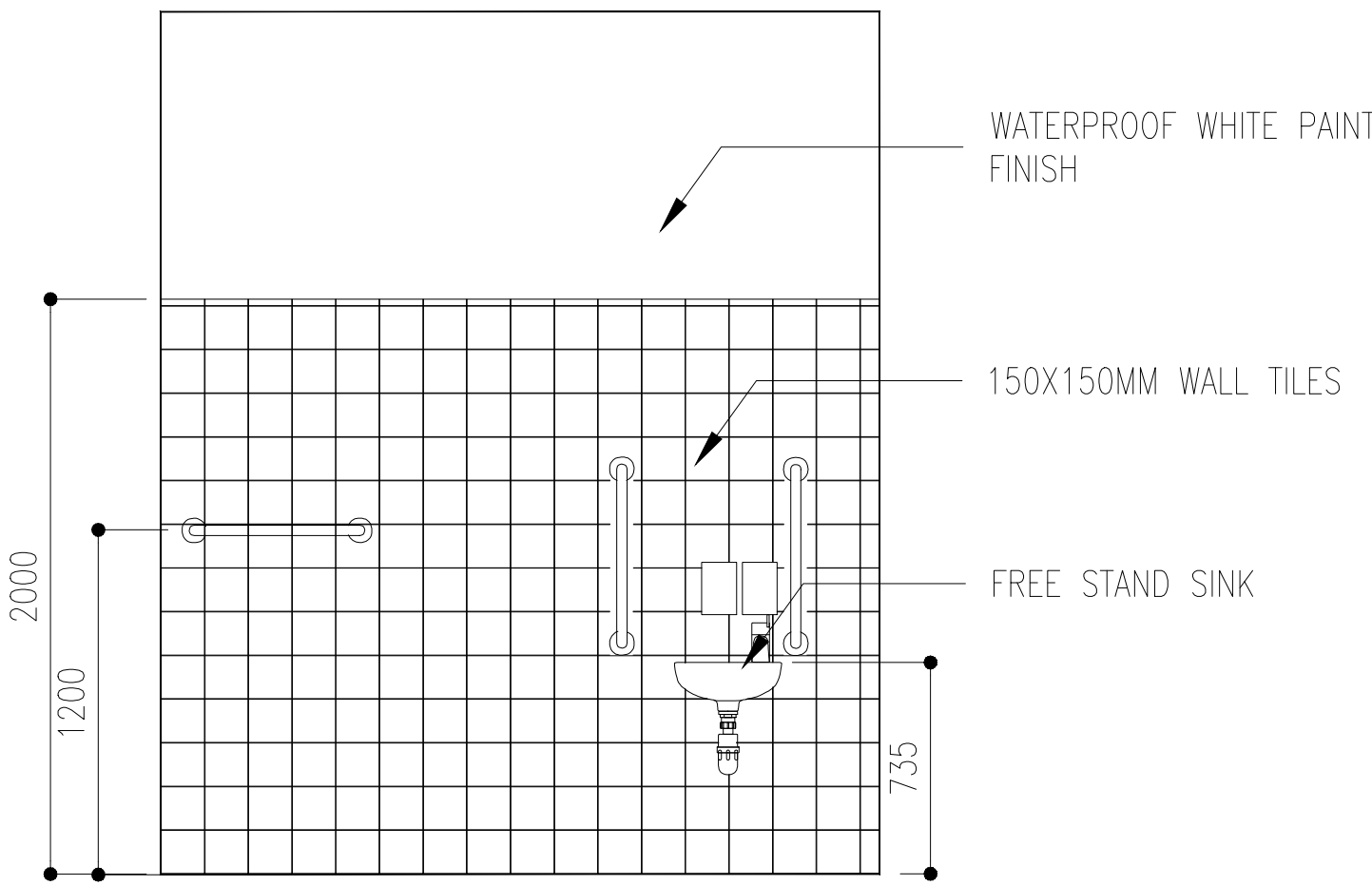
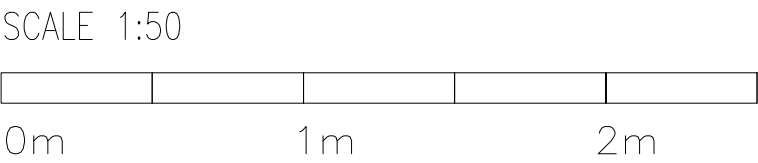
DWG. NAME:

ARCHITECTURAL

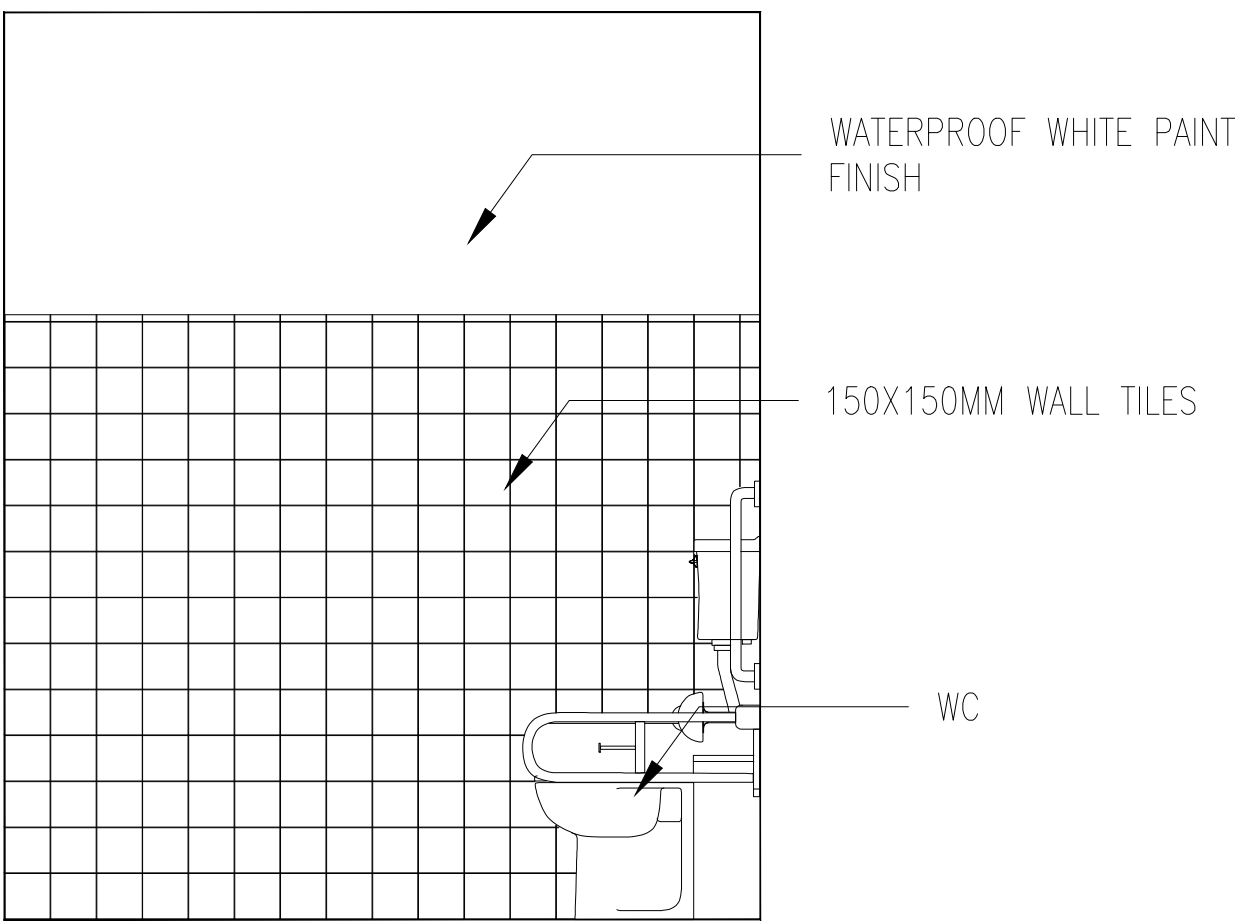
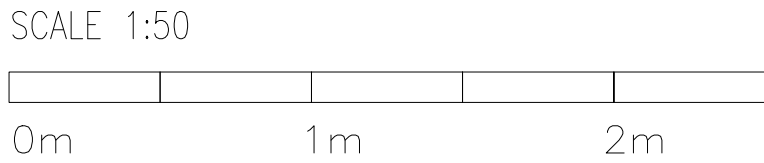
TOILET DETAILS 1				
CODE COM-32	DATE 28-02-21	DWG. NO: AR23		
FORMAT	A2	A3		
SCALE	-	-	1:50	ISSUE A
PDF FILE NAME:COM-32_MH_AR24 _A				



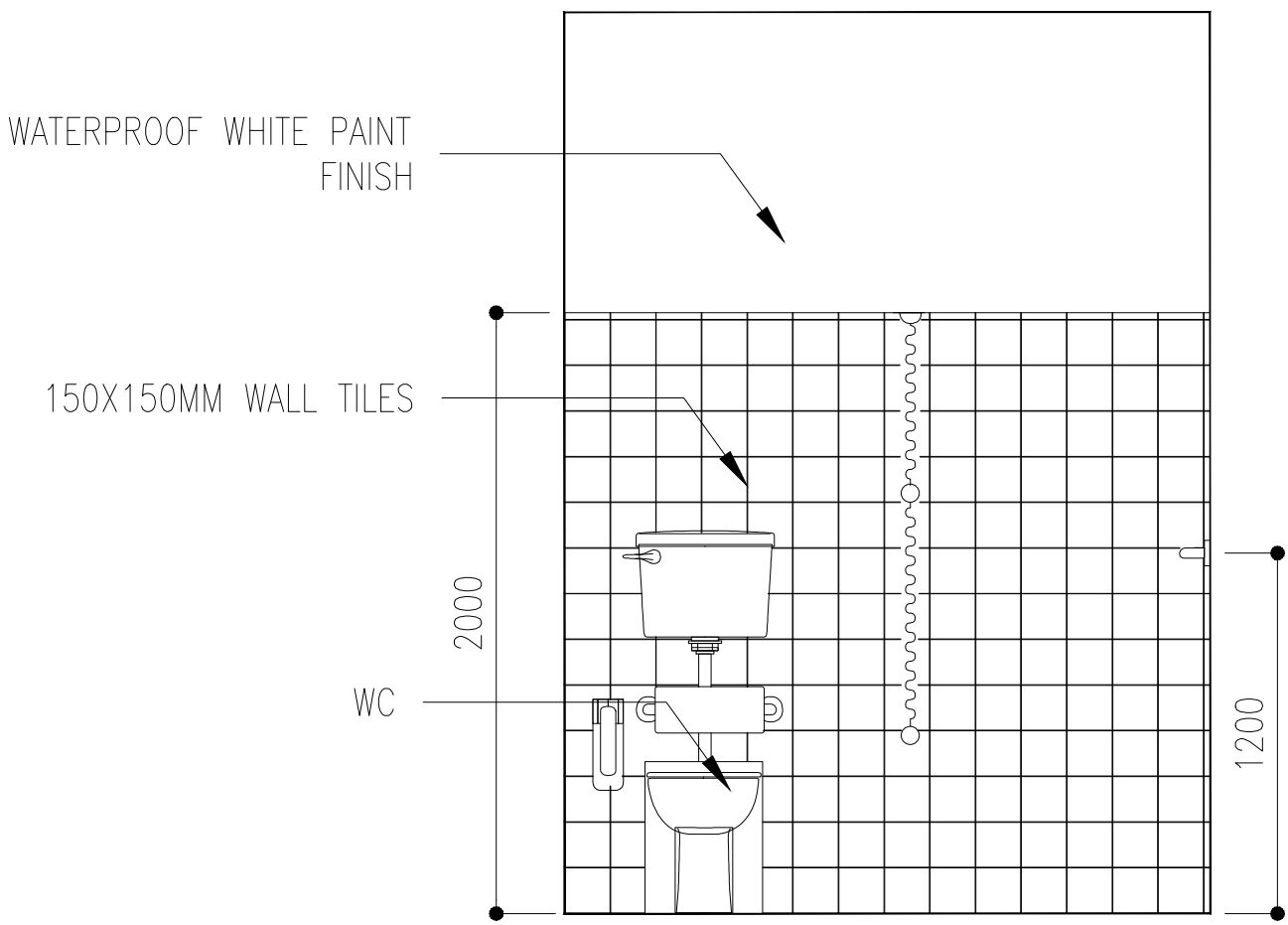
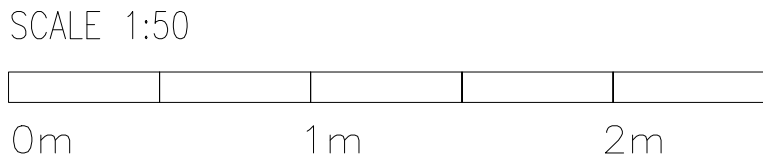
TYPICAL DISABLE TOILET
(REFER 2ND FLOOR PLAN)



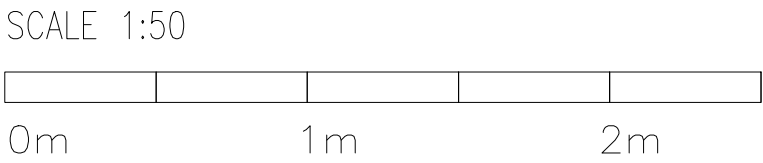
TYPICAL DISABLE TOILET
(ELEVATION E3)



TYPICAL DISABLE TOILET
(ELEVATION E1)



TYPICAL DISABLE TOILET
(ELEVATION E2)



CLIENT:

ALI RIZA
(MINISTRY OF HEALTH)

DESIGN AND CONSULTANCY:

SIARCH

PRIVATE LIMITED

LONUZVAARAY WAGU,MALE',20075,MALDIVES

EMAIL: I N F O @ SIARCH.DESIGN

HTTP://WWW.SIARCH.DESIGN

KEY PLAN:

WARNING:

This drawing shall not be used for construction unless certified.

Contractor to verify all dimensions of existing works on site before commencing any work or preparing shop drawings.

Do not scale drawings, use written dimensions only.

This drawing is to be read in conjunction with the specifications and conditions of contract.

This drawing and design is copyright and no portion may be reproduced without the permission of the Consultant

REVISIONS		
NO	DESCRIPTION	DATE

PROJECT:

PROPOSED 3
STOREY HOSPITAL

PHASE:

☐ CONCEPT DESIGN

☒ DESIGN DEVELOPMENT

☐ TENDER DOCUMENT

☐ FOR CONSTRUCTION

☐ AS BUILD DRAWINGS

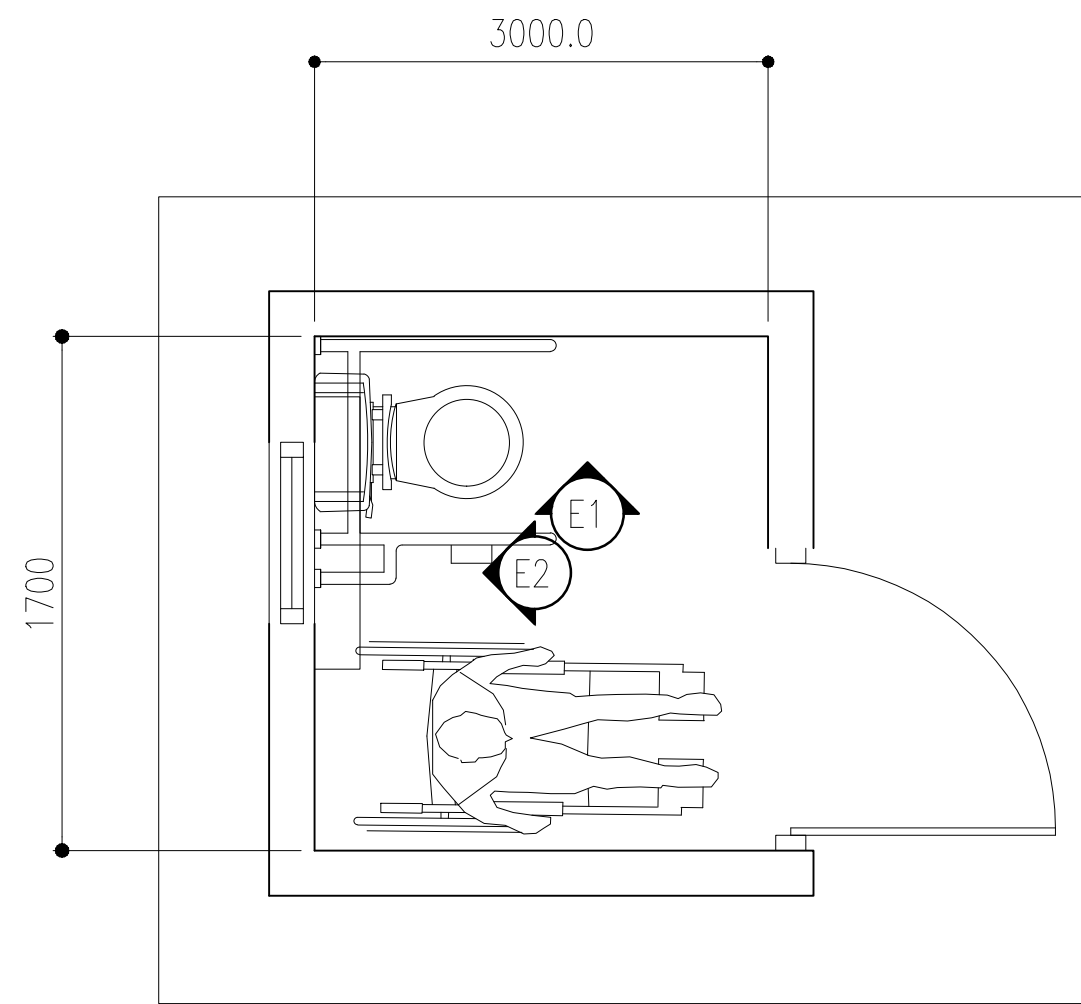
DESIGNATION	NAME	SIGNATURE
PROJECT MANAGER	SIARCH PVT LTD	
STR. ENGINEER	HUSSAIN SHIHAN	
CHIEF ARCHITECT	MOHAMMED SHAMIN	
CHECKED	MOHAMED SIRAJ	
DRAWN	YASHIKA	

DWG. NAME:

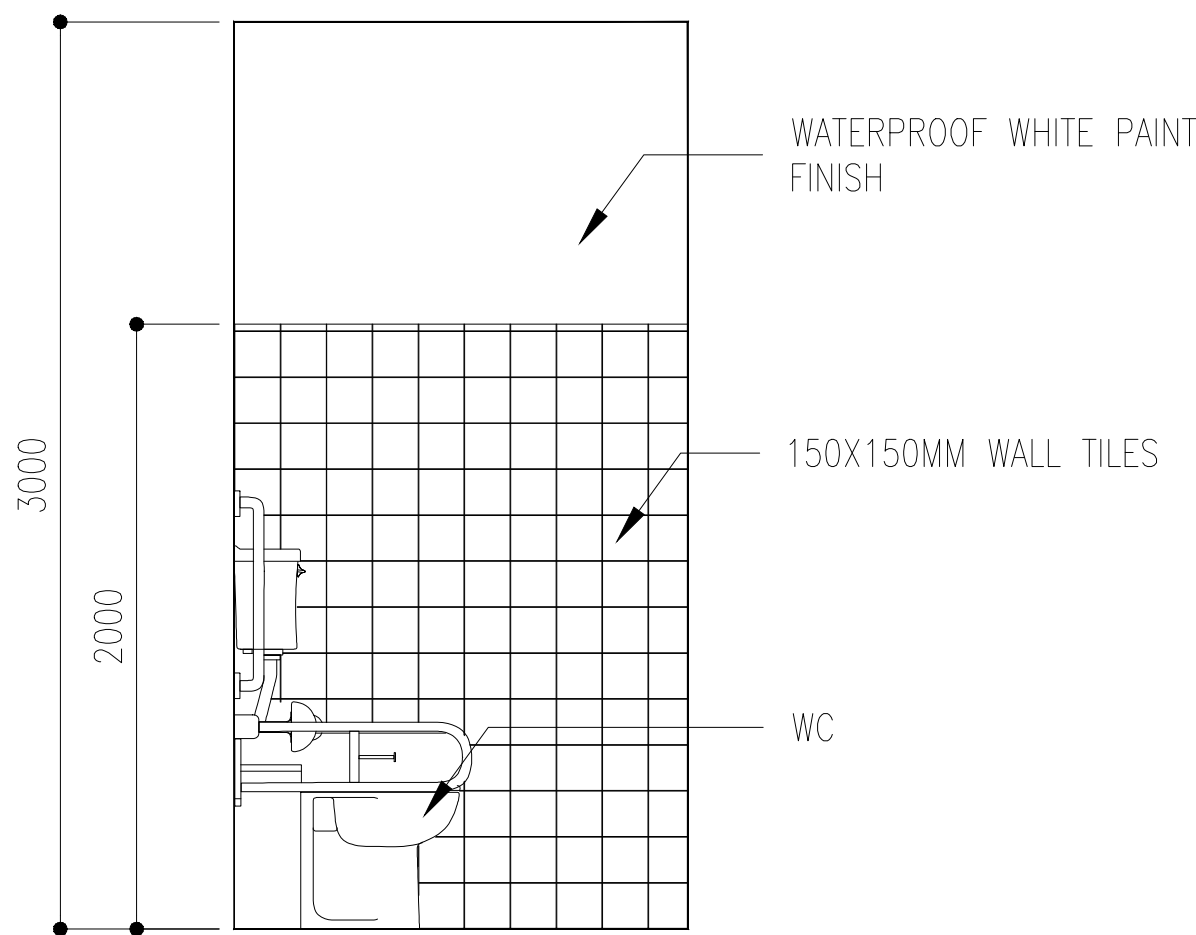
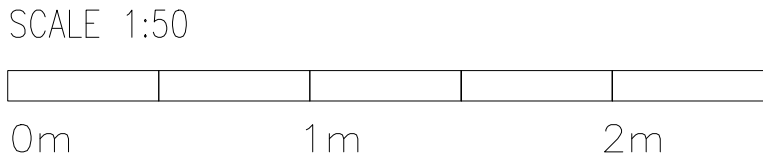
ARCHITECTURAL

TOILET DETAILS 2

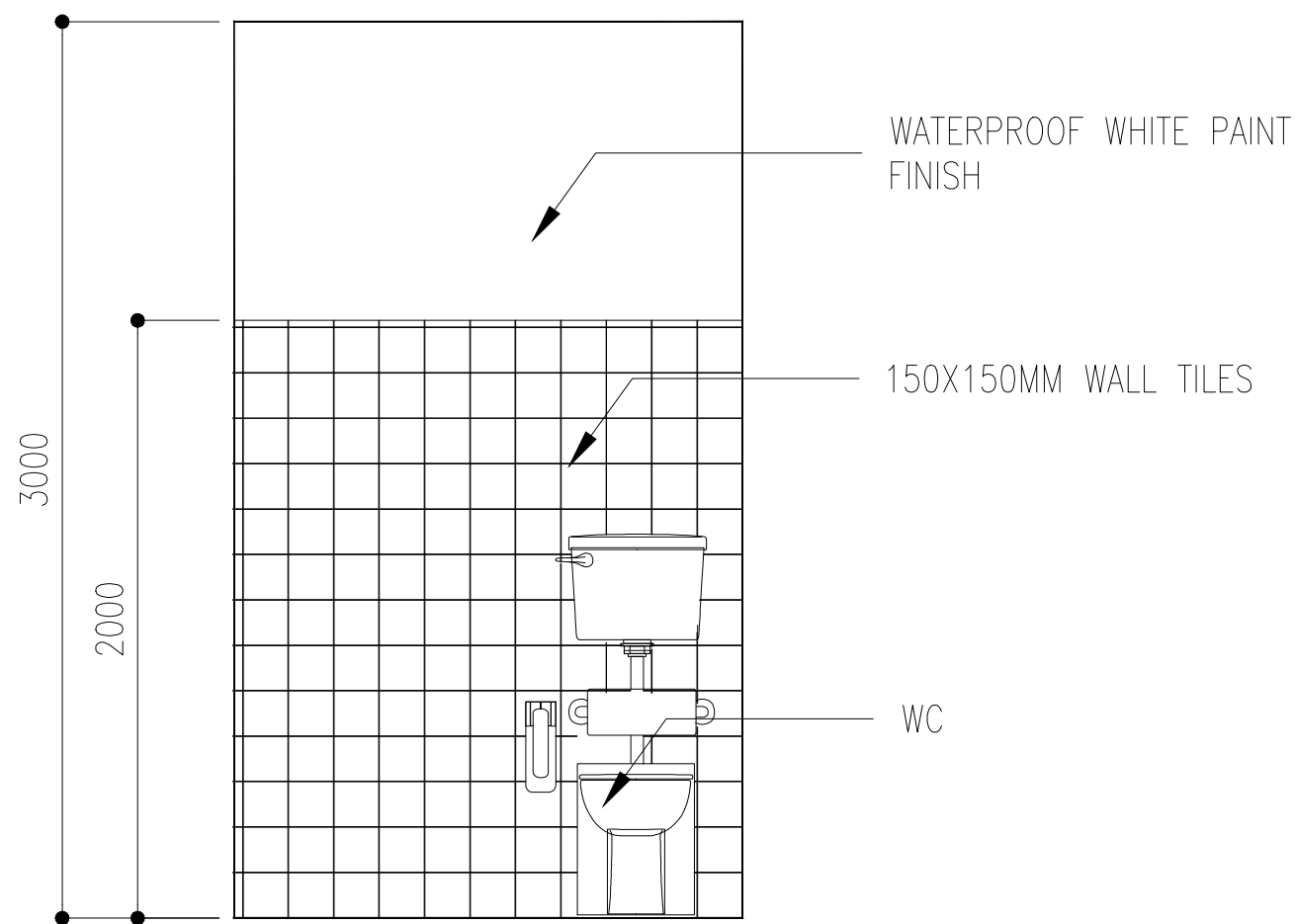
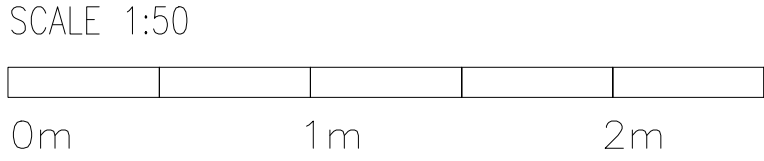
CODE	DATE	DWG. NO:
COM-32	28-02-21	AR24
FORMAT	A2	A3
SCALE	-	150
ISSUE	A	
PDF FILE NAME:COM-32_MH_AR25_A		



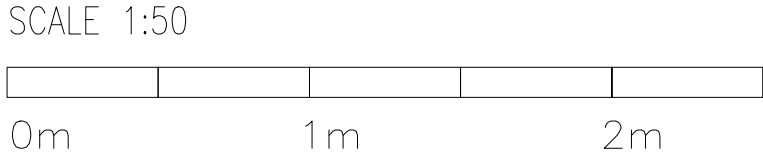
TYPICAL DISABLE TOILET
(REFER 2ND FLOOR PLAN CANTEEN AREA)



TYPICAL DISABLE TOILET
(ELEVATION E1)



TYPICAL DISABLE TOILET
(ELEVATION E2)



CLIENT:

ALI RIZA
(MINISTRY OF HEALTH)

DESIGN AND CONSULTANCY:

SIARCH

PRIVATE LIMITED

LONUZIYARAIY MAGU,MALE'20075,MALDIVES

EMAIL: I N F O @SIARCH.DESIGN

HTTP://:WWW.SIARCH.DESIGN

KEY PLAN:

WARNING:

- This drawing shall not be used for construction unless certified.

- Contractor to verify all dimensions of existing works on site before commencing any work or preparing shop drawings.

- Do not scale drawings, use written dimensions only.

- This drawing is to be read in conjunction with the specifications and conditions of contract.

- This drawing and design is copyright and no portion may be reproduced without the permission of the Consultant

REVISIONS

NO	DESCRIPTION	DATE

PROJECT:

PROPOSED 3
STOREY HOSPITAL

PHASE:

☐ CONCEPT DESIGN

☒ DESIGN DEVELOPMENT

☐ TENDER DOCUMENT

☐ FOR CONSTRUCTION

☐ AS BUILD DRAWINGS

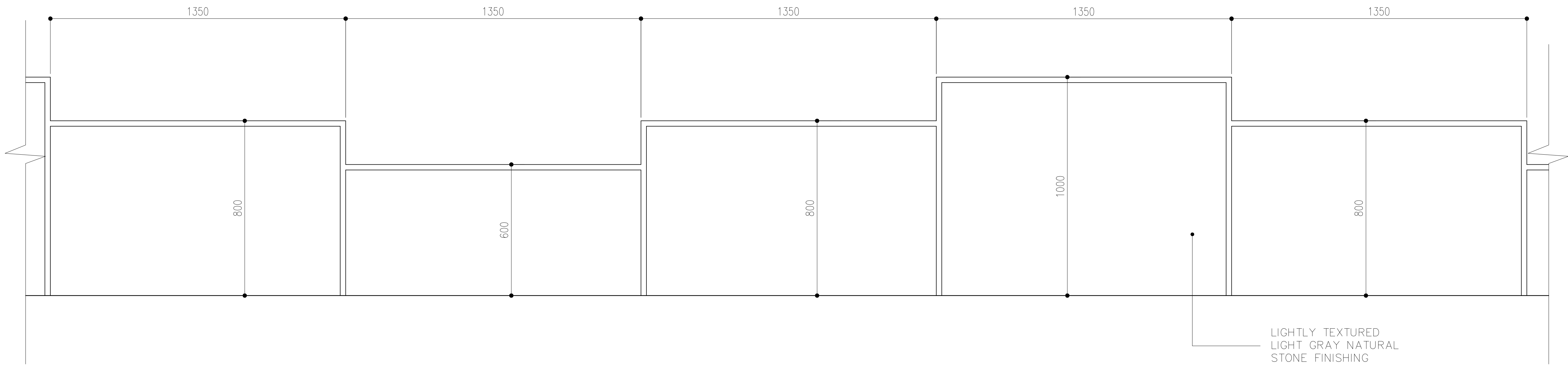
DESIGNATION	NAME	SIGNATURE
PROJECT MANAGER	SIARCH PVT LTD	
STR. ENGINEER	HUSSAIN SHIHAN	
CHIEF ARCHITECT	MOHAMMED SHAMIN	
CHECKED	MOHAMMED SIRAJ	
DRAWN	YASHIKA	

DWG. NAME:

ARCHITECTURAL

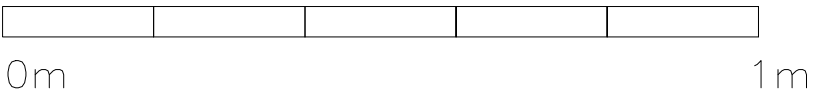
TOILET DETAILS 3

CODE	DATE	DWG. NO:
COM-32	28-02-21	AR25
FORMAT	A2A3	
SCALE	-1:50	ISSUE A
PDF FILE NAME:COM-32_MH_AR26_A		



BOUNDARY WALL DETAIL

SCALE 1:20



CLIENT:

ALI RIZA
(MINISTRY OF HEALTH)

DESIGN AND CONSULTANCY:

SIARCH

PRIVATE LIMITED

LONUZIYAARAIY MAGU,MALE',20075,MALDIVES

EMAIL: INFO@SIARCH.DESIGN

HTTP://WWW.SIARCH.DESIGN

KEY PLAN:

WARNING:

- This drawing shall not be used for construction unless certified.

- Contractor to verify all dimensions of existing works on site before commencing any work or preparing shop drawings.

- Do not scale drawings, use written dimensions only.

- This drawing is to be read in conjunction with the specifications and conditions of contract.

- This drawing and design is copyright and no portion may be reproduced without the permission of the Consultant

REVISIONS

NO	DESCRIPTION	DATE

PROJECT:

PROPOSED 3
STOREY HOSPITAL

PHASE:

☐ CONCEPT DESIGN

☒ DESIGN DEVELOPMENT

☐ TENDER DOCUMENT

☐ FOR CONSTRUCTION

☐ AS BUILD DRAWINGS

DESIGNATION	NAME	SIGNATURE
PROJECT MANAGER	SIARCH PVT LTD	
STR. ENGINEER	HUSSAIN SHIHAN	
CHIEF ARCHITECT	MOHAMMED SHAMIN	
CHECKED	MOHAMED SIRAJ	
DRAWN	YASHIKA	

DWG. NAME:

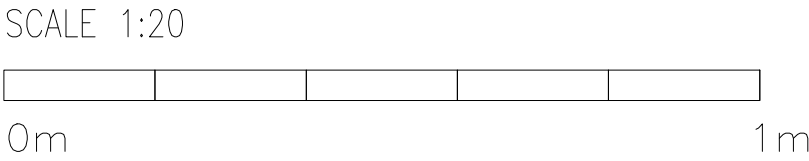
ARCHITECTURAL

ARCHITECTURAL
DETAILS

CODE	DATE	DWG. NO:
COM-32	28-02-21	AR27
FORMAT	A2	A3
SCALE	-	- 150
PDF FILE NAME:COM-32_MH_AR28_A		ISSUE A



NAME BOARD DETAIL ON THE FRONT WATER FEATURE



CLIENT:

ALI RIZA
(MINISTRY OF HEALTH)

DESIGN AND CONSULTANCY:

SIARCH

PRIVATE LIMITED

LONUZIYAARAIY MAGU,MALE',20075,MALDIVES

EMAIL: T N F O @ SIARCH.DESIGN

HTTP://WWW.SIARCH.DESIGN

KEY PLAN:

WARNING:

This drawing shall not be used for construction unless certified.

Contractor to verify all dimensions of existing works on site before commencing any work or preparing shop drawings.

Do not scale drawings, use written dimensions only.

This drawing is to be read in conjunction with the specifications and conditions of contract.

This drawing and design is copyright and no portion may be reproduced without the permission of the Consultant

REVISIONS		
NO	DESCRIPTION	DATE

PROJECT:

PROPOSED 3
STOREY HOSPITAL

PHASE:

☐ CONCEPT DESIGN

☒ DESIGN DEVELOPMENT

☐ TENDER DOCUMENT

☐ FOR CONSTRUCTION

☐ AS BUILD DRAWINGS


DESIGNATION	NAME	SIGNATURE
PROJECT MANAGER	SIARCH PVT LTD	
STR. ENGINEER	HUSSAIN SHIHAN	
CHIEF ARCHITECT	MOHAMMED SHAMIN	
CHECKED	MOHAMED SIRAJ	
DRAWN	YASHIKA	

DWG. NAME:

ARCHITECTURAL

ARCHITECTURAL
DETAILS

CODE	DATE	DWG. NO:
COM-32	28-02-21	AR28-A
FORMAT	A2 A3	
SCALE	- - 150	ISSUE A
PDF FILE NAME:COM-32_MH_AR29_A		



CLIENT:

ALI RIZA
(MINISTRY OF HEALTH)

DESIGN AND CONSULTANCY:

SIARCH

PRIVATE LIMITED
LONUZIYARAYI MAGU, MALE', 20075, MALDIVES
EMAIL: INFO@SIARCH.DESIGN
HTTP://WWW.SIARCH.DESIGN

KEY PLAN:

WARNING:

- This drawing shall not be used for construction unless certified.

- Contractor to verify all dimensions of existing works on site before commencing any work or preparing shop drawings.

- Do not scale drawings, use written dimensions only.

- This drawing is to be read in conjunction with the specifications and conditions of contract.

- This drawing and design is copyright and no portion may be reproduced without the permission of the Consultant

REVISIONS

NO	DESCRIPTION	DATE

PROJECT:

PROPOSED 3
STOREY HOSPITAL

PHASE:

☐ CONCEPT DESIGN

☒ DESIGN DEVELOPMENT

☐ TENDER DOCUMENT

☐ FOR CONSTRUCTION

☐ AS BUILD DRAWINGS

DESIGNATION	NAME	SIGNATURE
PROJECT MANAGER	SIARCH PVT LTD	
STR. ENGINEER	HUSSAIN SHIHAN	
CHIEF ARCHITECT	MOHAMMED SHAMIN	
CHECKED	MOHAMED SIRAJ	
DRAWN	YASHIKA	

DWG. NAME:

ARCHITECTURAL

ARCHITECTURAL
DETAILS

CODE	DATE	DWG. NO:
COM-32	28-02-21	AR28-B
FORMAT	A2 A3	
SCALE	- - 1:50	ISSUE A
PDF FILE NAME:COM-32_MH_AR29_A		

DESIGN AND CONSULTANCY:
SIARCH
PRIVATE LIMITED
LONUZIYAARAY MAGU, MALE', 20075, MALDIVES
EMAIL: IN F O @SIARCH.DESIGN
HTTP://WWW.SIARCH.DESIGN

- This drawing shall not be used for construction unless certified.
- Contractor to verify all dimensions of existing works on site before commencing any work or preparing shop drawings.
- Do not scale drawings, use written dimensions only.
- This drawing is to be read in conjunction with the specifications and conditions of contract.
- This drawing and design is copyright and no portion may be reproduced without the permission of the Consultant

[illegible]

PROPOSED 3
STOREY HOSPITAL

☐ CONCEPT DESIGN
☒ DESIGN DEVELOPMENT
☐ TENDER DOCUMENT
☐ FOR CONSTRUCTION
☐ AS BUILD DRAWINGS

DWG. NAME:

ARCHITECTURAL
DETAILS

CODE COM-32	DATE 28-02-21			DWG. NO: AR29
FORMAT		A2	A3	
SCALE	-	-	1:50	ISSUE A

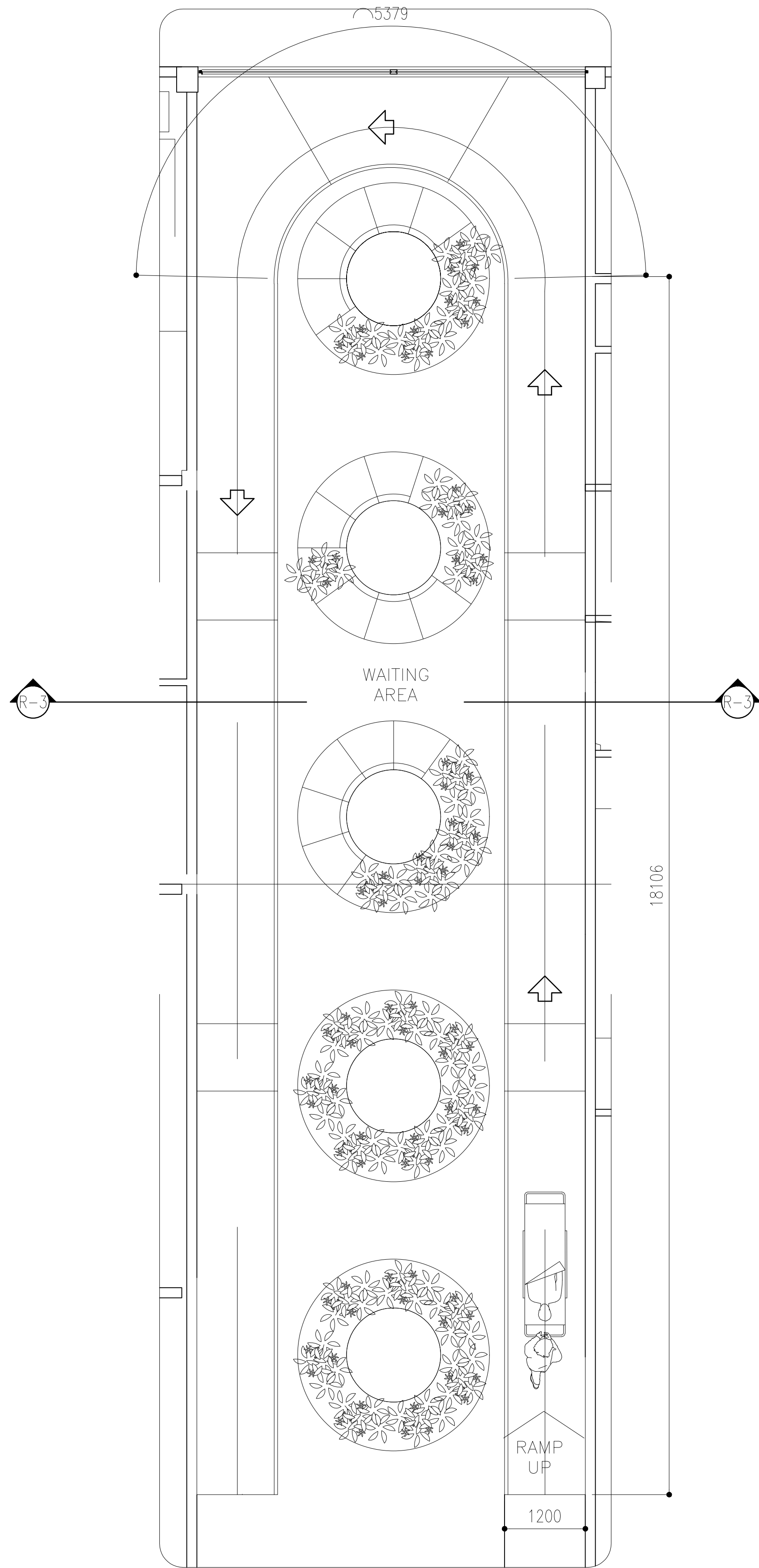
PDF FILE NAME:COM-32_MH_AR35 _A



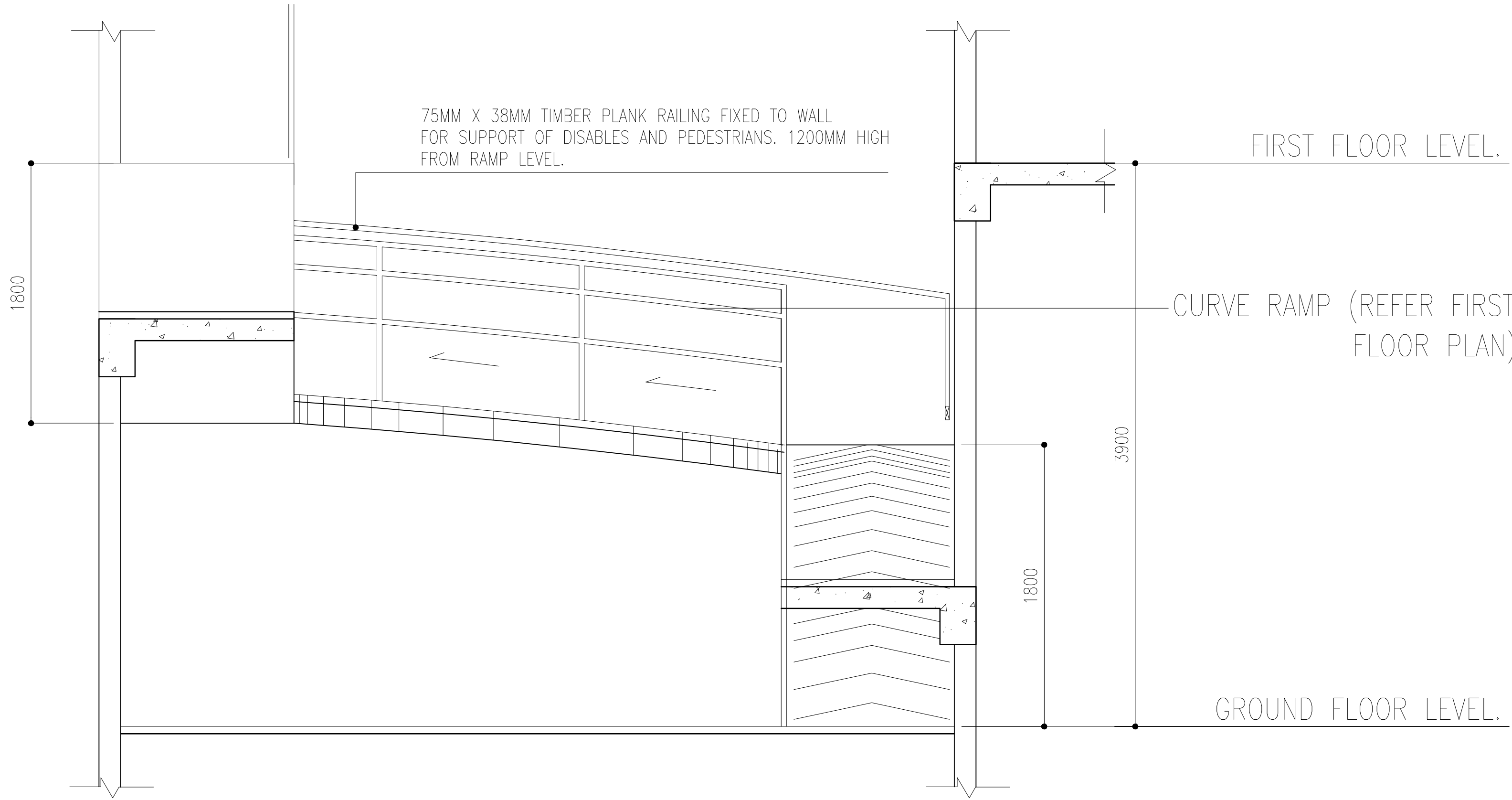
A horizontal number line segment starting at 0m on the left and ending at 1m on the right. The segment is divided into 5 equal parts by 4 vertical tick marks.



A horizontal number line segment starting at 0m on the left and ending at 1m on the right. The segment is divided into 5 equal parts by 4 vertical tick marks.




RAMP PLAN VIEW
(FIRST AND SECOND FLOOR)
SCALE 1:100



RAMP SECTION (R-3)

SCALE 1:50



CLIENT:

ALI RIZA
(MINISTRY OF HEALTH)

DESIGN AND CONSULTANCY:

SIARCH

PRIVATE LIMITED

LONUZIYAARIY MAGU,MALE',20075,MALDIVES

EMAIL: INFO@SIARCH.DESIGN

HTTP://WWW.SIARCH.DESIGN

KEY PLAN:

WARNING:

This drawing shall not be used for construction unless certified.

Contractor to verify all dimensions of existing works on site before commencing any work or preparing shop drawings.

Do not scale drawings, use written dimensions only.

This drawing is to be read in conjunction with the specifications and conditions of contract.

This drawing and design is copyright and no portion may be reproduced without the permission of the Consultant

REVISIONS

NO	DESCRIPTION	DATE

PROJECT:

PROPOSED 3
STOREY HOSPITAL

PHASE:

☐ CONCEPT DESIGN

☒ DESIGN DEVELOPMENT

☐ TENDER DOCUMENT

☐ FOR CONSTRUCTION

☐ AS BUILD DRAWINGS

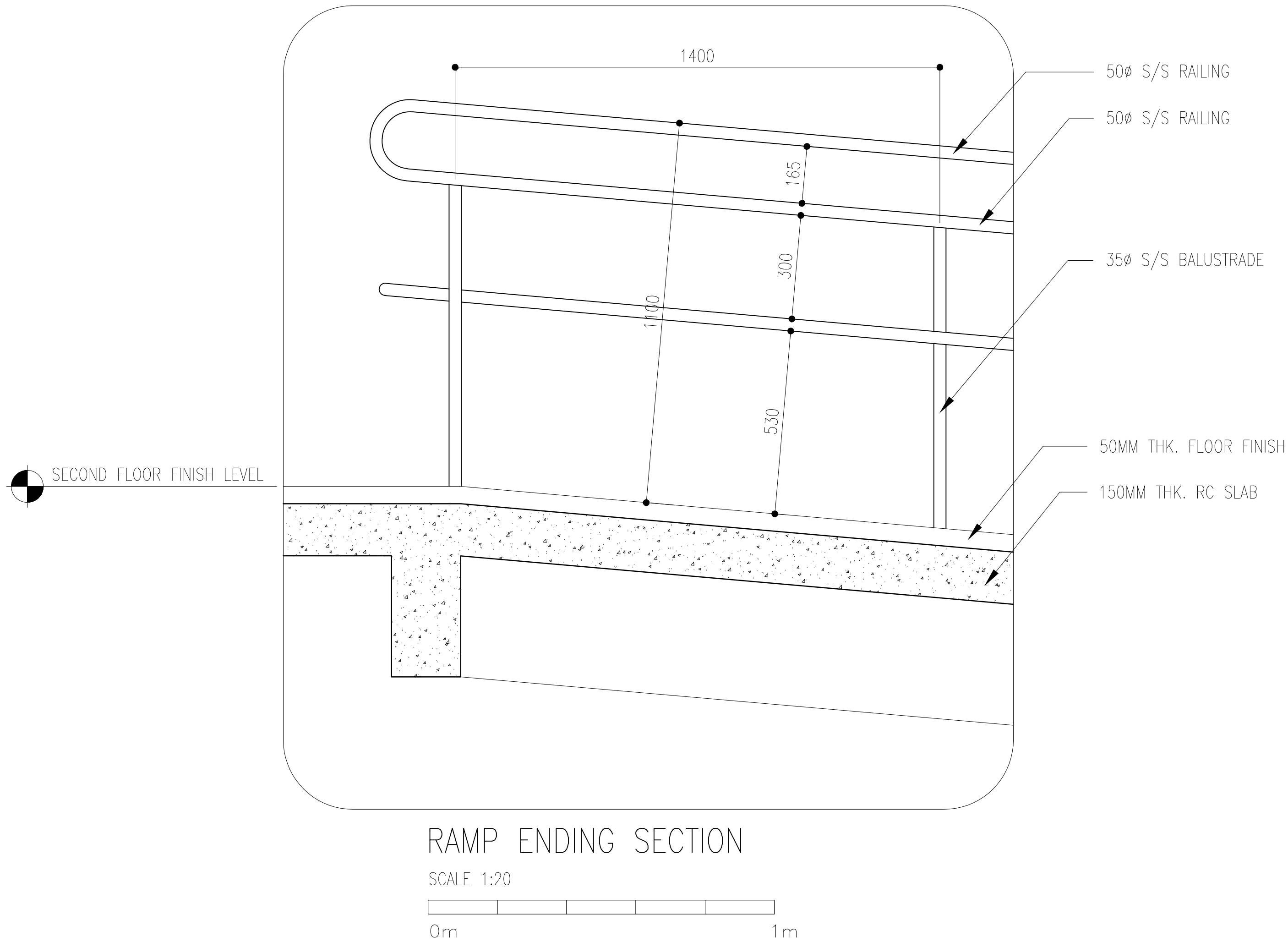
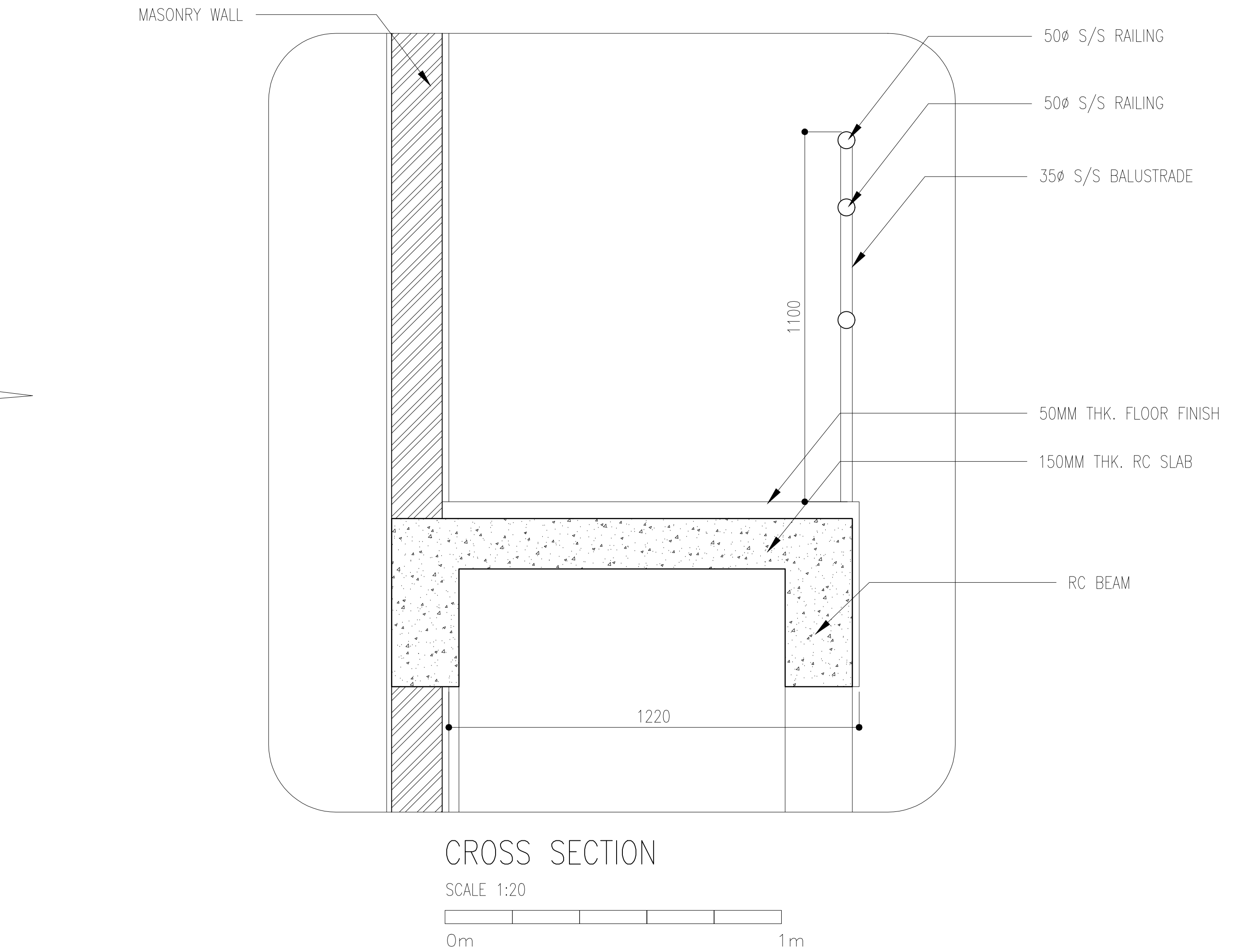
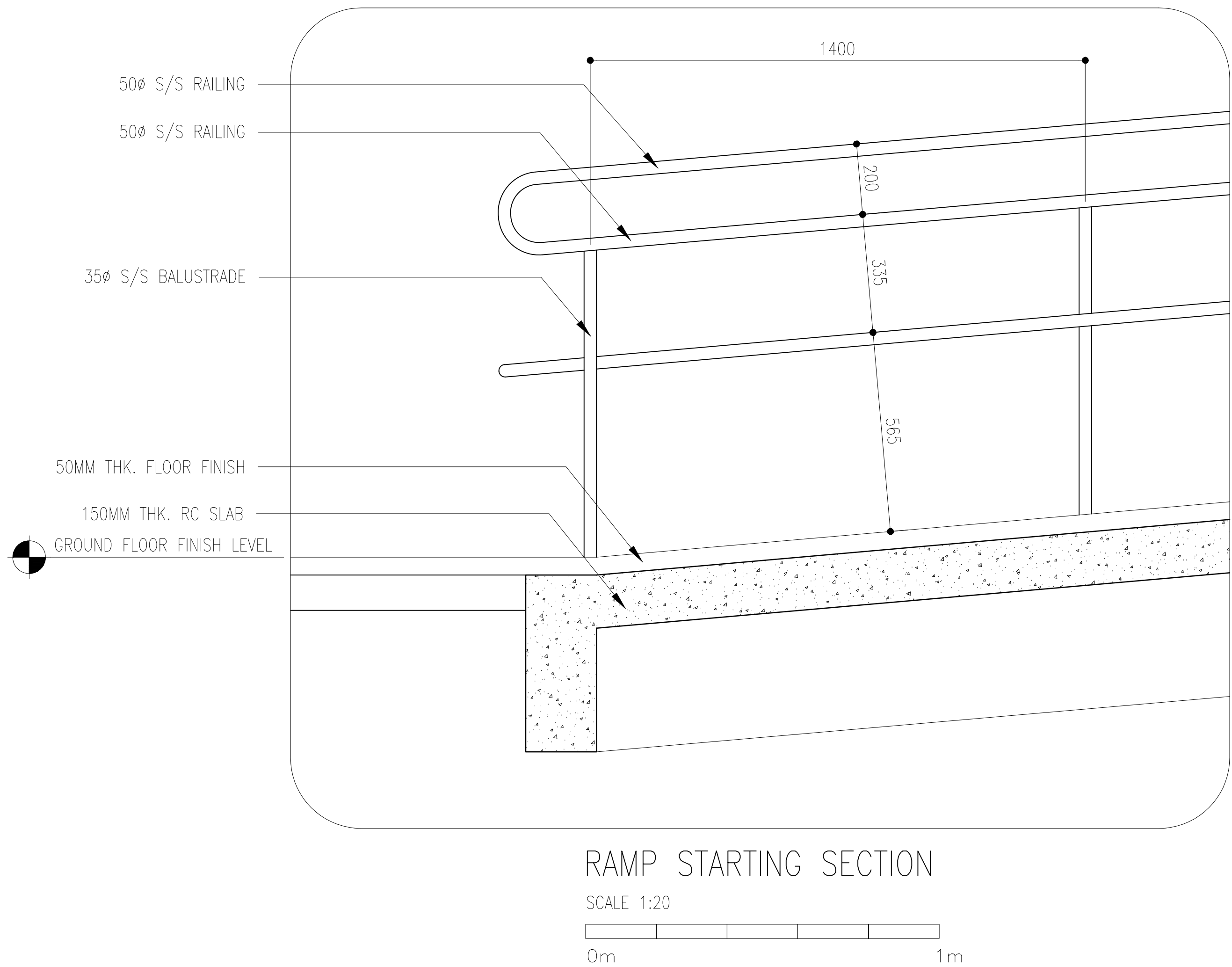
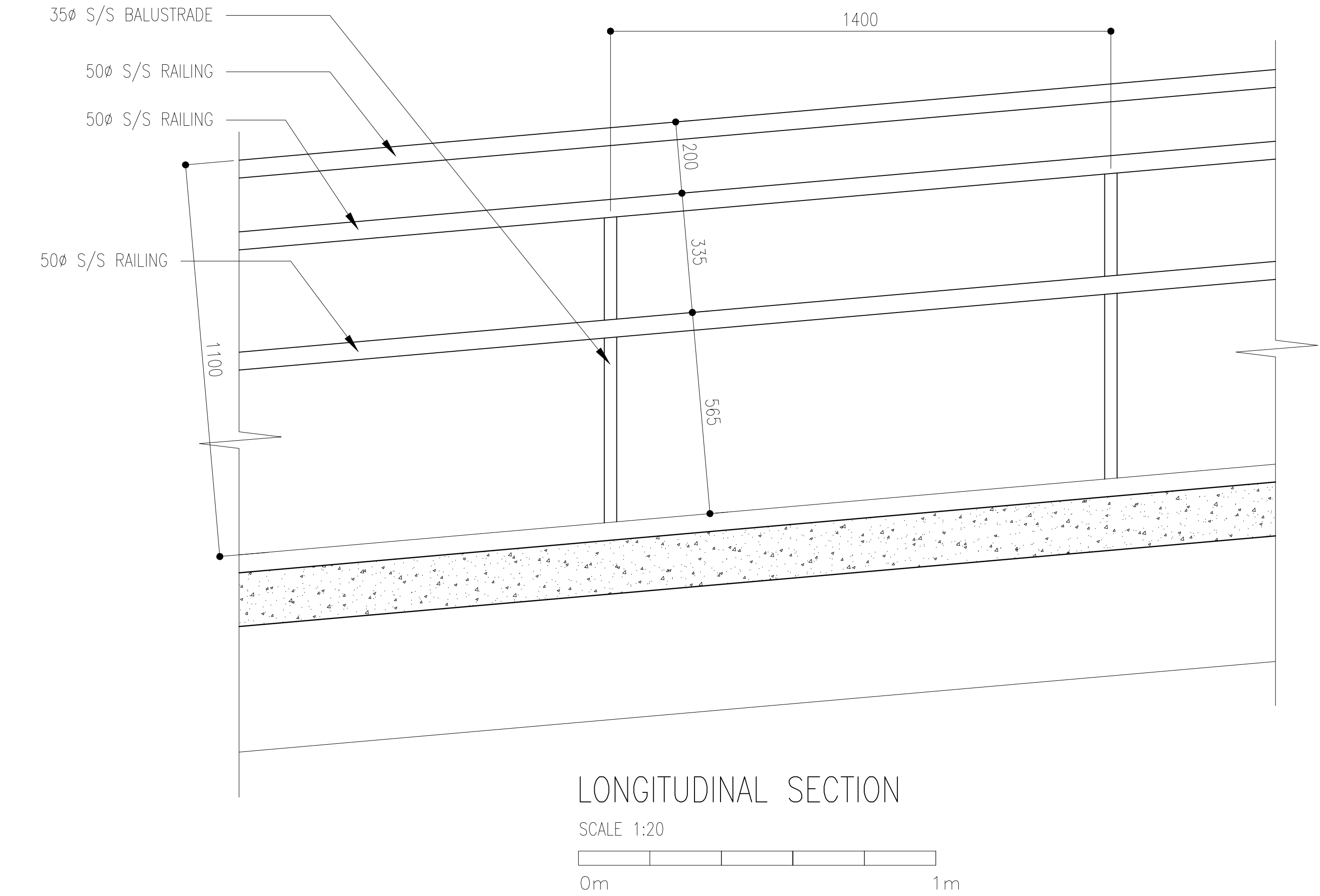
DESIGNATION	NAME	SIGNATURE
PROJECT MANAGER	SIARCH PVT LTD	
STR. ENGINEER	HUSSAIN SHIHAN	
CHIEF ARCHITECT	MOHAMMED SHAMIN	
CHECKED	MOHAMED SIRAJ	
DRAWN	YASHIKA	

DWG. NAME:

ARCHITECTURAL

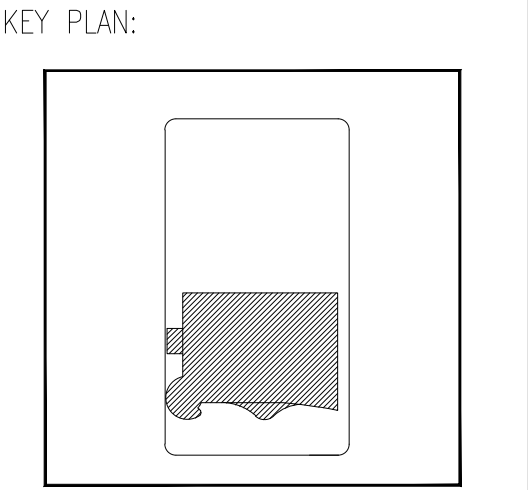
ARCHITECTURAL DETAILS

CODE	DATE	DWG. NO:
COM-32	28-02-21	AR30
FORMAT	A2 A3	
SCALE	- - 1:50	ISSUE A
PDF FILE NAME:COM-32_MH_AR36_A		



CLIENT:
ALI RIZA
(MINISTRY OF HEALTH)

DESIGN AND CONSULTANCY:
SIARCH
PRIVATE LIMITED
LONUZIYAARAIY MAGUMALE, 20075, MALDIVES
EMAIL: INFO@SIARCH.DESIGN
HTTP://WWW.SIARCH.DESIGN



- WARNING:
- This drawing shall not be used for construction unless certified.
 - Contractor to verify all dimensions of existing works on site before commencing any work or preparing shop drawings.
 - Do not scale drawings, use written dimensions only.
 - This drawing is to be read in conjunction with the specifications and conditions of contract.
 - This drawing and design is copyright and no portion may be reproduced without the permission of the Consultant

REVISIONS		
NO	DESCRIPTION	DATE

PROJECT:

PROPOSED 3
STOREY HOSPITAL

- PHASE:
- ☐ CONCEPT DESIGN
- ☒ DESIGN DEVELOPMENT
- ☐ TENDER DOCUMENT
- ☐ FOR CONSTRUCTION
- ☐ AS BUILD DRAWINGS

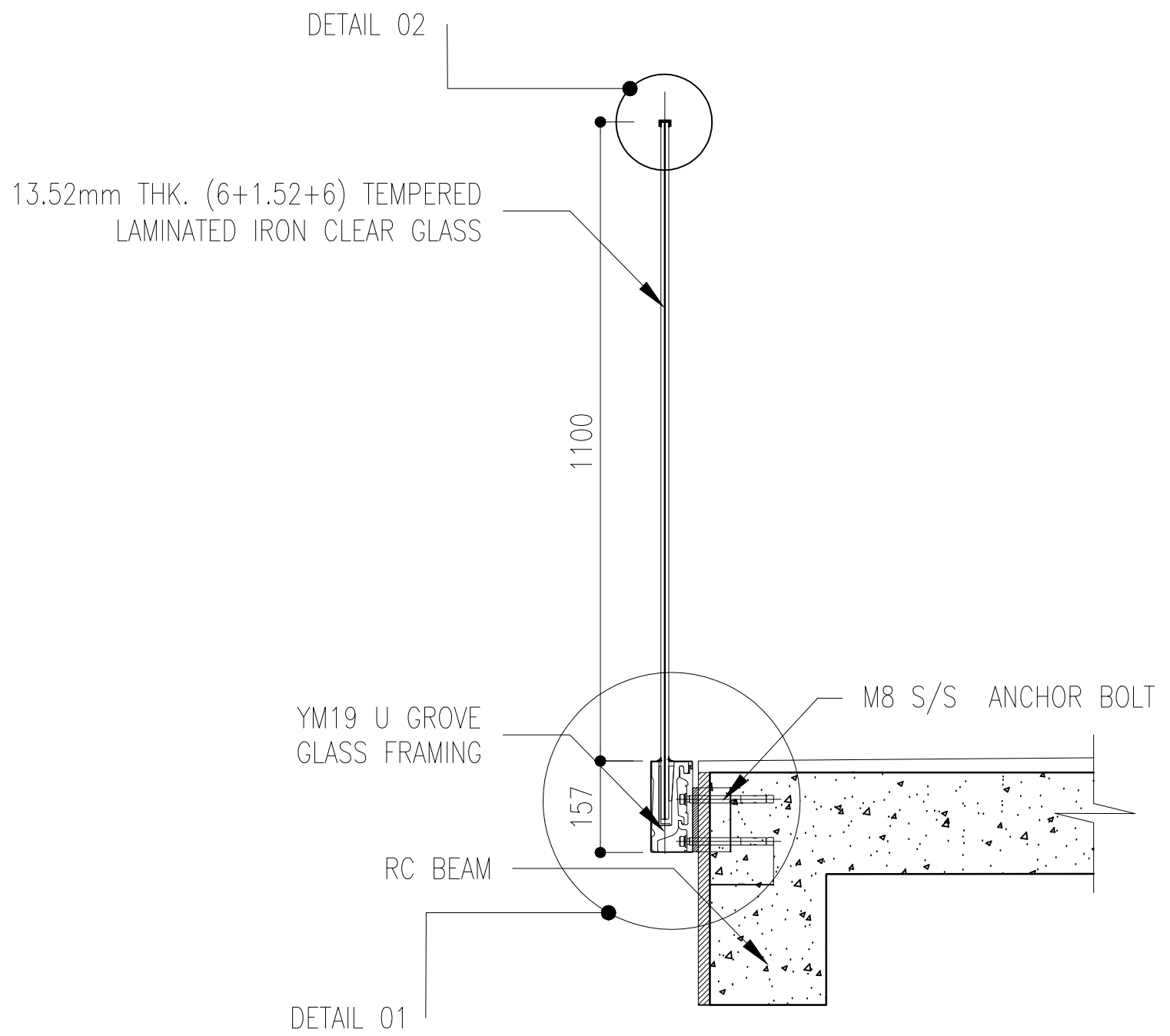
DESIGNATION	NAME	SIGNATURE
PROJECT MANAGER	SIARCH PVT LTD	
STR. ENGINEER	HUSSAIN SHIHAN	
CHIEF ARCHITECT	MOHAMMED SHAMIN	
CHECKED	MOHAMED SIRAJ	
DRAWN	YASHIKA	

DWG. NAME:

ARCHITECTURAL

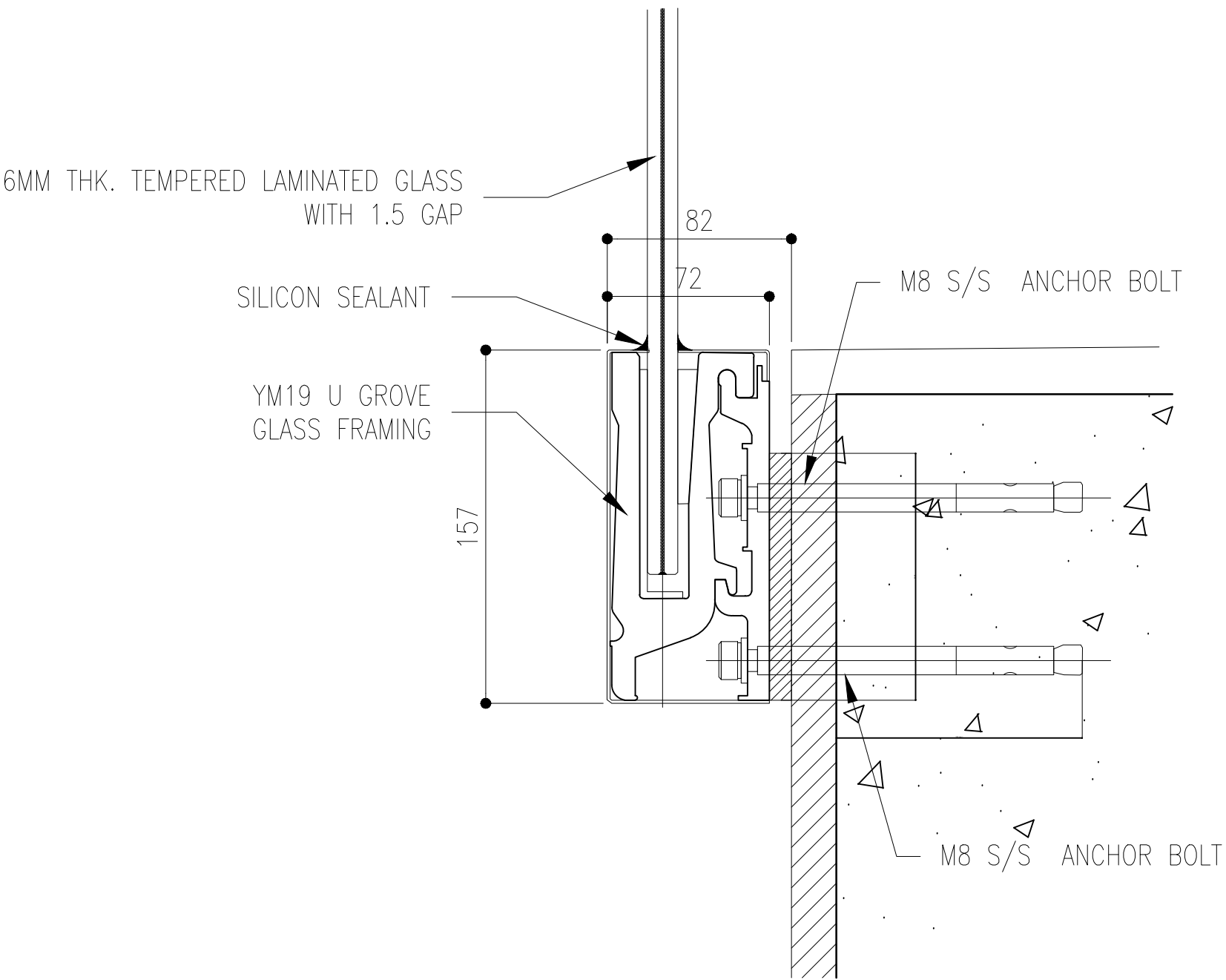
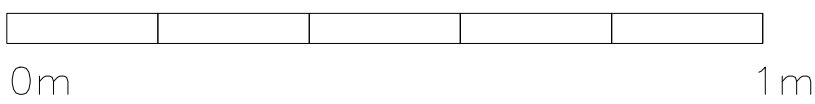
ARCHITECTURAL
DETAILS

CODE COM-32	DATE 28-02-21	DWG. NO: AR31
FORMAT A2	A3	ISSUE A
SCALE - - 150		
PDF FILE NAME:COM-32_MH_AR30_A		



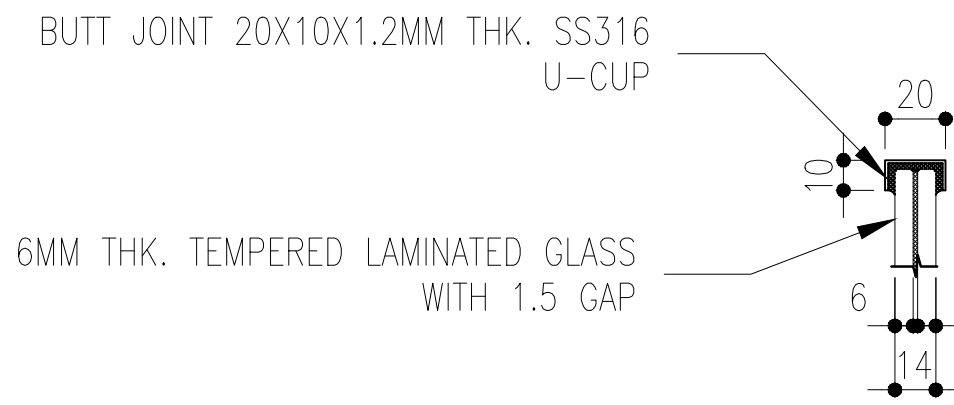
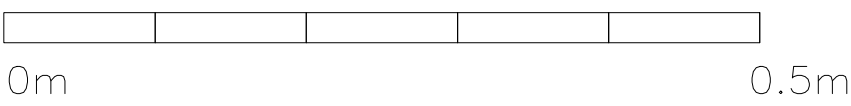
GLASS RAILING DETAIL

SCALE 1:20



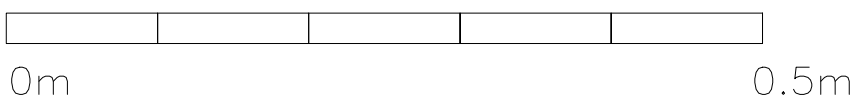
DETAIL 01

SCALE 1:5



DETAIL 02

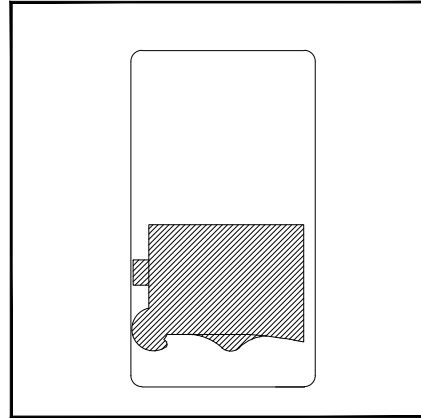
SCALE 1:5



CLIENT:
ALI RIZA
(MINISTRY OF HEALTH)

DESIGN AND CONSULTANCY:
SIARCH
PRIVATE LIMITED
LONUZIYAARAY MAGU,MALE',20075,MALDIVES
EMAIL: INFO@SIARCH.DESIGN
HTTP://WWW.SIARCH.DESIGN

KEY PLAN:



WARNING:

- This drawing shall not be used for construction unless certified.
- Contractor to verify all dimensions of existing works on site before commencing any work or preparing shop drawings.
- Do not scale drawings, use written dimensions only.
- This drawing is to be read in conjunction with the specifications and conditions of contract.
- This drawing and design is copyright and no portion may be reproduced without the permission of the Consultant

REVISIONS		
NO	DESCRIPTION	DATE

PROJECT:

PROPOSED 3
STOREY HOSPITAL

- PHASE:
- ☐ CONCEPT DESIGN
 - ☒ DESIGN DEVELOPMENT
 - ☐ TENDER DOCUMENT
 - ☐ FOR CONSTRUCTION
 - ☐ AS BUILD DRAWINGS

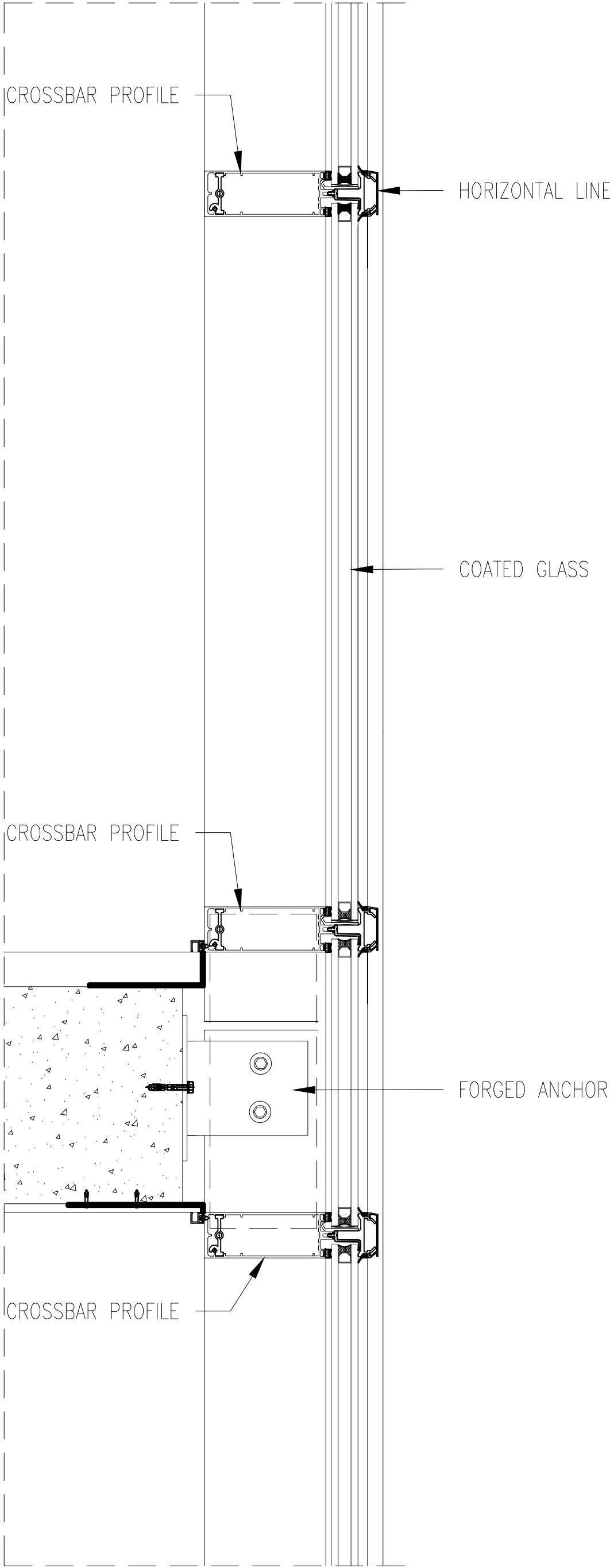
DESIGNATION	NAME	SIGNATURE
PROJECT MANAGER	SIARCH PVT LTD	
STR. ENGINEER	HUSSAIN SHIHAN	
CHIEF ARCHITECT	MOHAMMED SHAMIN	
CHECKED	MOHAMED SIRAJ	
DRAWN	YASHIKA	

DWG. NAME:

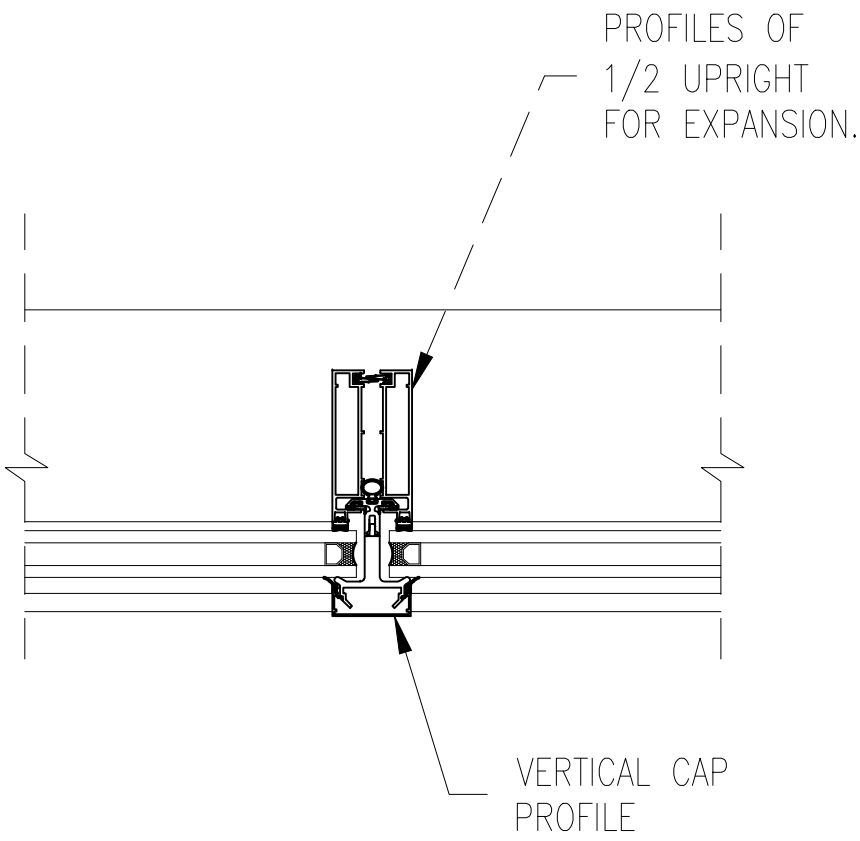
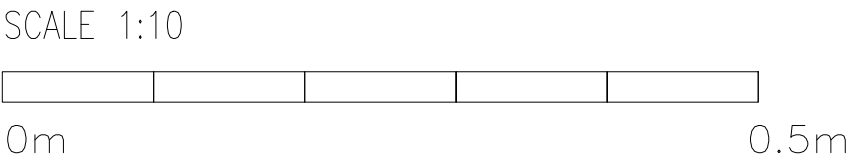
ARCHITECTURAL

ARCHITECTURAL
DETAILS

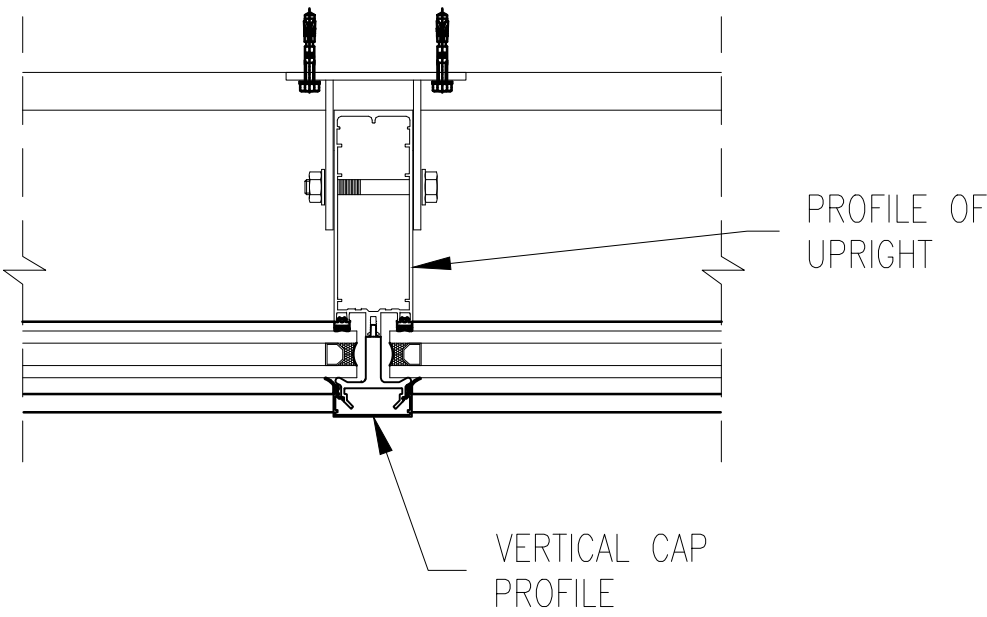
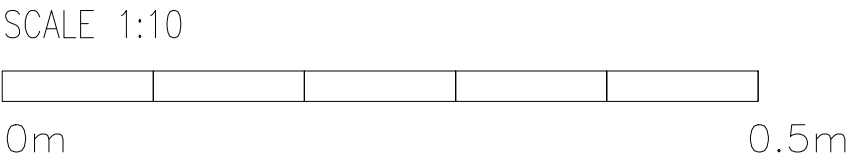
CODE COM-32	DATE 28-02-21	DWG. NO: AR32
FORMAT	A2 A3	
SCALE	- - 1:50	ISSUE A
PDF FILE NAME:COM-32_MH_AR31_A		



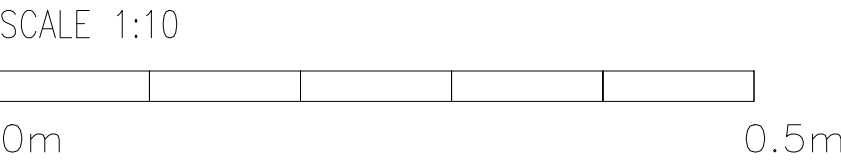
TYPICAL DETAIL OF GLASS CURTAIN WALL



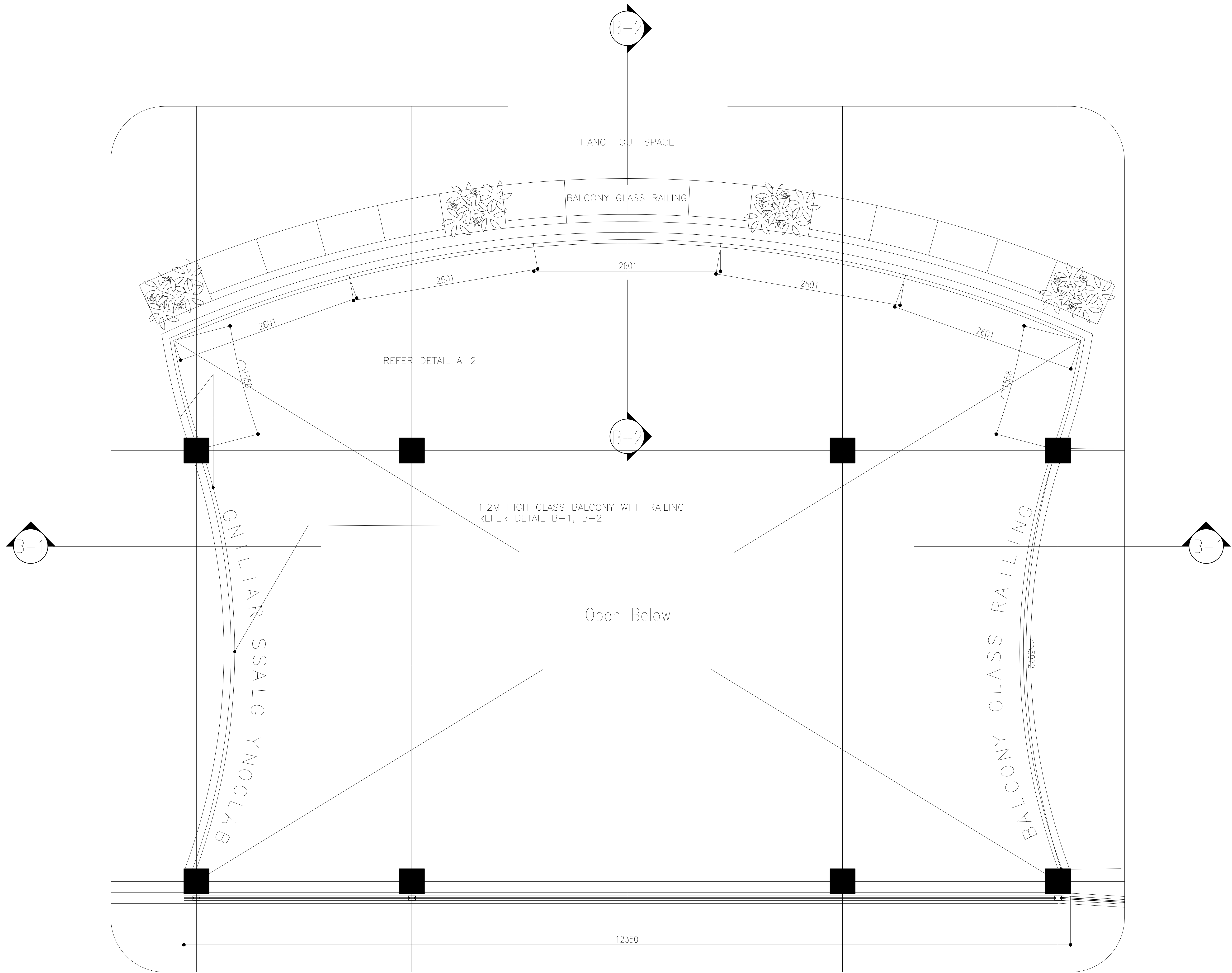
GLASS EXPANSION JOINT DETAIL



GLASS MOUNT DETAIL

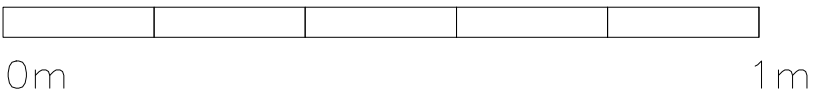


CLIENT: ALI RIZA (MINISTRY OF HEALTH)		
DESIGN AND CONSULTANCY: SIARCH PRIVATE LIMITED LONUZIYAARIY, MAGU, MALÉ, 20075, MALDIVES EMAIL: T N F O @ SIARCH-DESIGN HTTP://WWW.SIARCH.DESIGN		
KEY PLAN: 		
WARNING: <ul style="list-style-type: none">- This drawing shall not be used for construction unless certified.- Contractor to verify all dimensions of existing works on site before commencing any work or preparing shop drawings.- Do not scale drawings, use written dimensions only.- This drawing is to be read in conjunction with the specifications and conditions of contract.- This drawing and design is copyright and no portion may be reproduced without the permission of the Consultant		
REVISIONS		
NO	DESCRIPTION	DATE
PROJECT: PROPOSED 3 STOREY HOSPITAL		
PHASE: <input type="radio"/> CONCEPT DESIGN <input checked="" type="radio"/> DESIGN DEVELOPMENT <input type="radio"/> TENDER DOCUMENT <input type="radio"/> FOR CONSTRUCTION <input type="radio"/> AS BUILD DRAWINGS		
DESIGNATION	NAME	SIGNATURE
PROJECT MANAGER	SIARCH PVT LTD	
STR. ENGINEER	HUSSAIN SHIHAN	
CHIEF ARCHITECT	MOHAMMED SHAMIN	
CHECKED	MOHAMED SIRAJ	
DRAWN	YASHIKA	
DWG. NAME: ARCHITECTURAL		
ARCHITECTURAL DETAILS		
CODE COM-32	DATE 28-02-21	DWG. NO: AR33
FORMAT	A2 A3	
SCALE	- - 150	ISSUE A
PDF FILE NAME:COM-32_MH_AR32_A		



GLASS BALCONY AREA FROM FIRST FLOOR

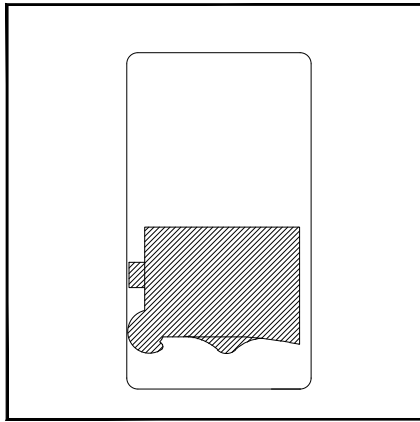
SCALE 1:50



CLIENT:
ALI RIZA
(MINISTRY OF HEALTH)

DESIGN AND CONSULTANCY:
SIARCH
PRIVATE LIMITED
LONUZIYAARIY MAGU,MALE,20075,MALDIVES
EMAIL: INFO@SIARCH.DESIGN
HTTP://WWW.SIARCH.DESIGN

KEY PLAN:



- WARNING:
- This drawing shall not be used for construction unless certified.
 - Contractor to verify all dimensions of existing works on site before commencing any work or preparing shop drawings.
 - Do not scale drawings, use written dimensions only.
 - This drawing is to be read in conjunction with the specifications and conditions of contract.
 - This drawing and design is copyright and no portion may be reproduced without the permission of the Consultant

REVISIONS		
NO	DESCRIPTION	DATE

PROJECT:

PROPOSED 3
STOREY HOSPITAL

- PHASE:
- ☐ CONCEPT DESIGN
 - ☒ DESIGN DEVELOPMENT
 - ☐ TENDER DOCUMENT
 - ☐ FOR CONSTRUCTION
 - ☐ AS BUILD DRAWINGS

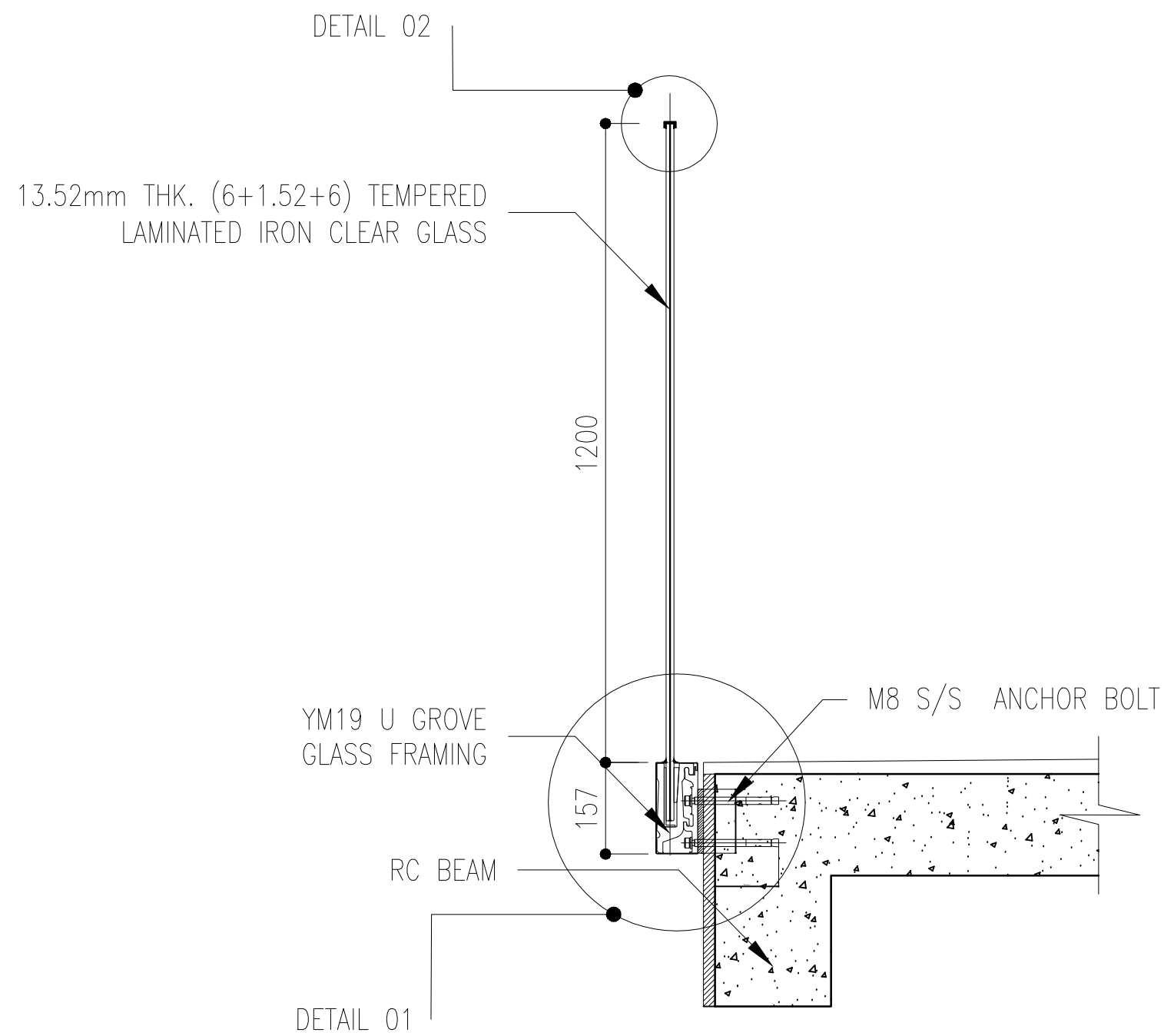
DESIGNATION	NAME	SIGNATURE
PROJECT MANAGER	SIARCH PVT LTD	
STR. ENGINEER	HUSSAIN SHIHAN	
CHIEF ARCHITECT	MOHAMMED SHAMIN	
CHECKED	MOHAMED SIRAJ	
DRAWN	YASHIKA	

DWG. NAME:

ARCHITECTURAL

ARCHITECTURAL
DETAILS

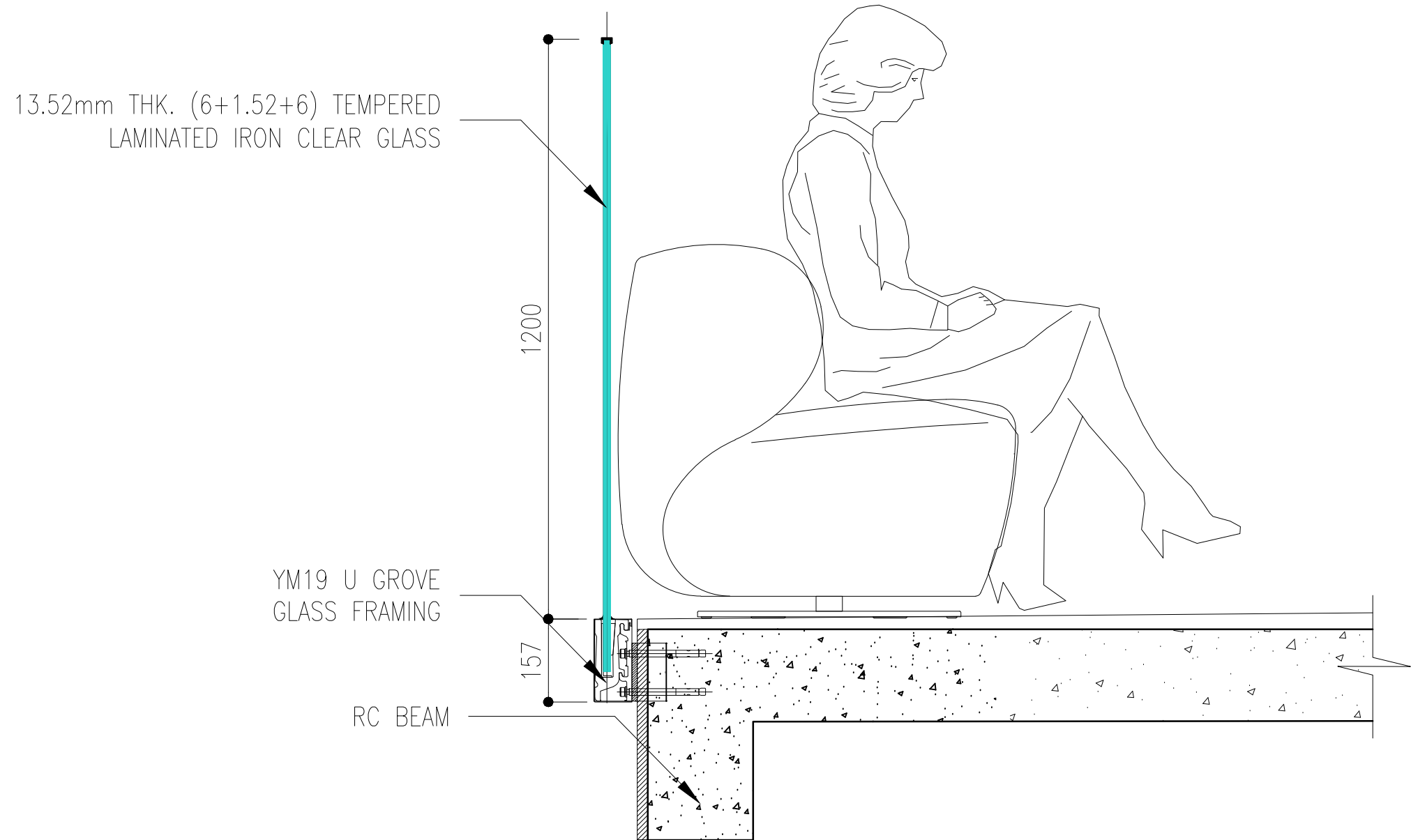
CODE COM-32	DATE 28-02-21	DWG. NO: AR34
FORMAT A2	A3	
SCALE - - 1:50	ISSUE A	
PDF FILE NAME:COM-32_MH_AR31_A		



GLASS RAILING DETAIL SECTION(B-1)

SCALE 1:20

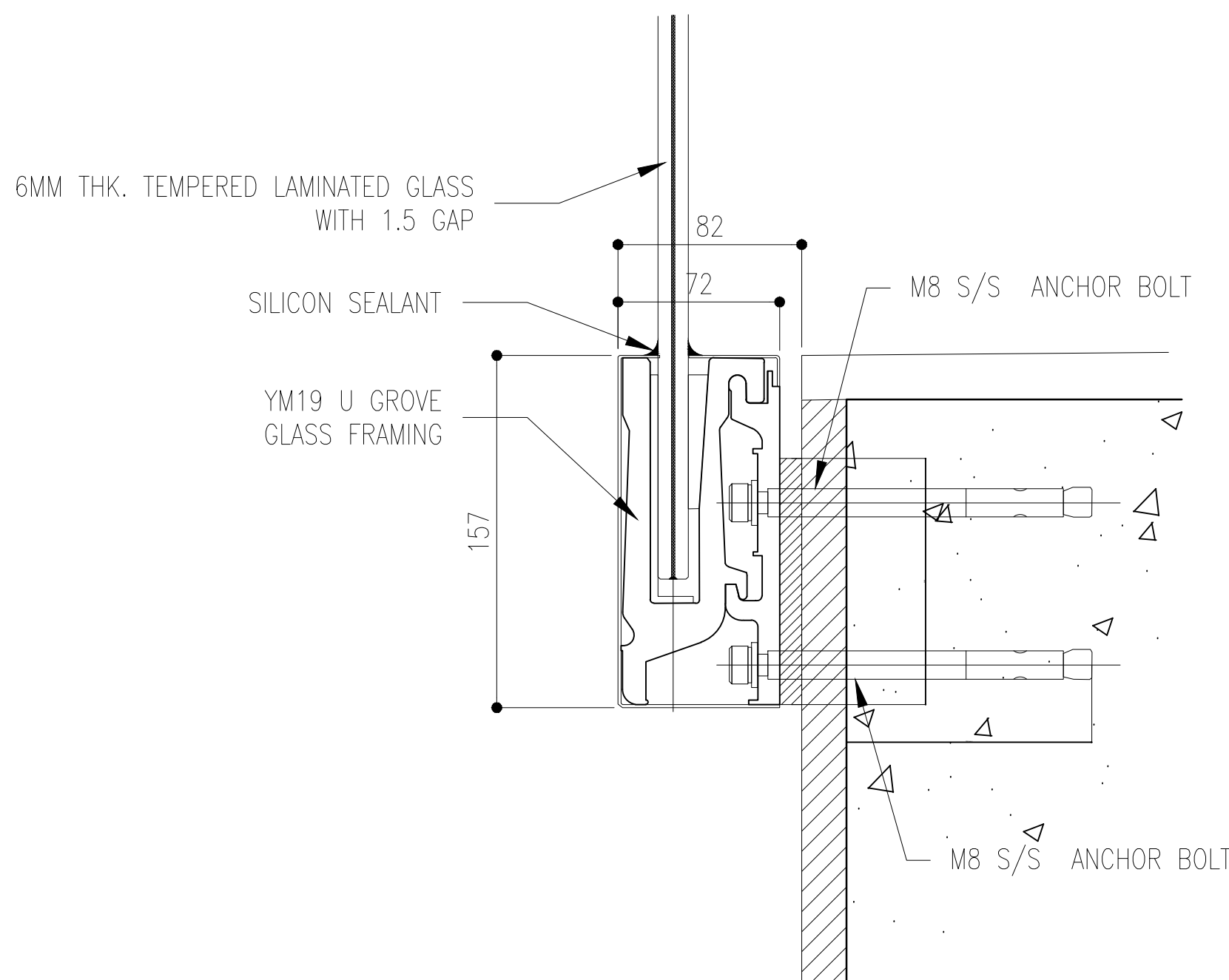
0m 1m



GLASS RAILING SECTION (B-2)

SCALE 1:20

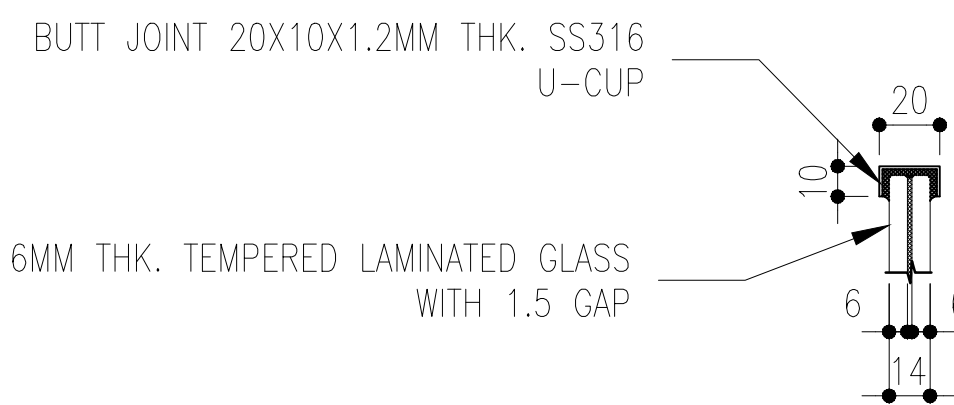
0m 1m



DETAIL 01

SCALE 1:5

0m 0.5m



DETAIL 02

SCALE 1:5

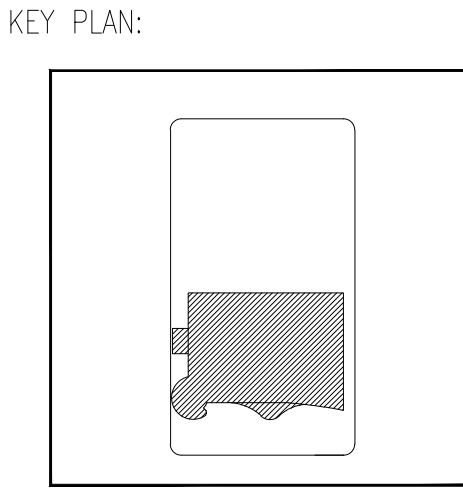
0m 0.5m

CLIENT:

ALI RIZA
(MINISTRY OF HEALTH)

DESIGN AND CONSULTANCY:

SIARCH
PRIVATE LIMITED
LONUZIYAARAY MAGU,MALE',20075,MALDIVES
EMAIL: INFO@SIARCH.DESIGN
HTTP://WWW.SIARCH.DESIGN



- WARNING:
- This drawing shall not be used for construction unless certified.
 - Contractor to verify all dimensions of existing works on site before commencing any work or preparing shop drawings.
 - Do not scale drawings, use written dimensions only.
 - This drawing is to be read in conjunction with the specifications and conditions of contract.
 - This drawing and design is copyright and no portion may be reproduced without the permission of the Consultant

REVISIONS		
NO	DESCRIPTION	DATE

PROJECT:

PROPOSED 3
STOREY HOSPITAL

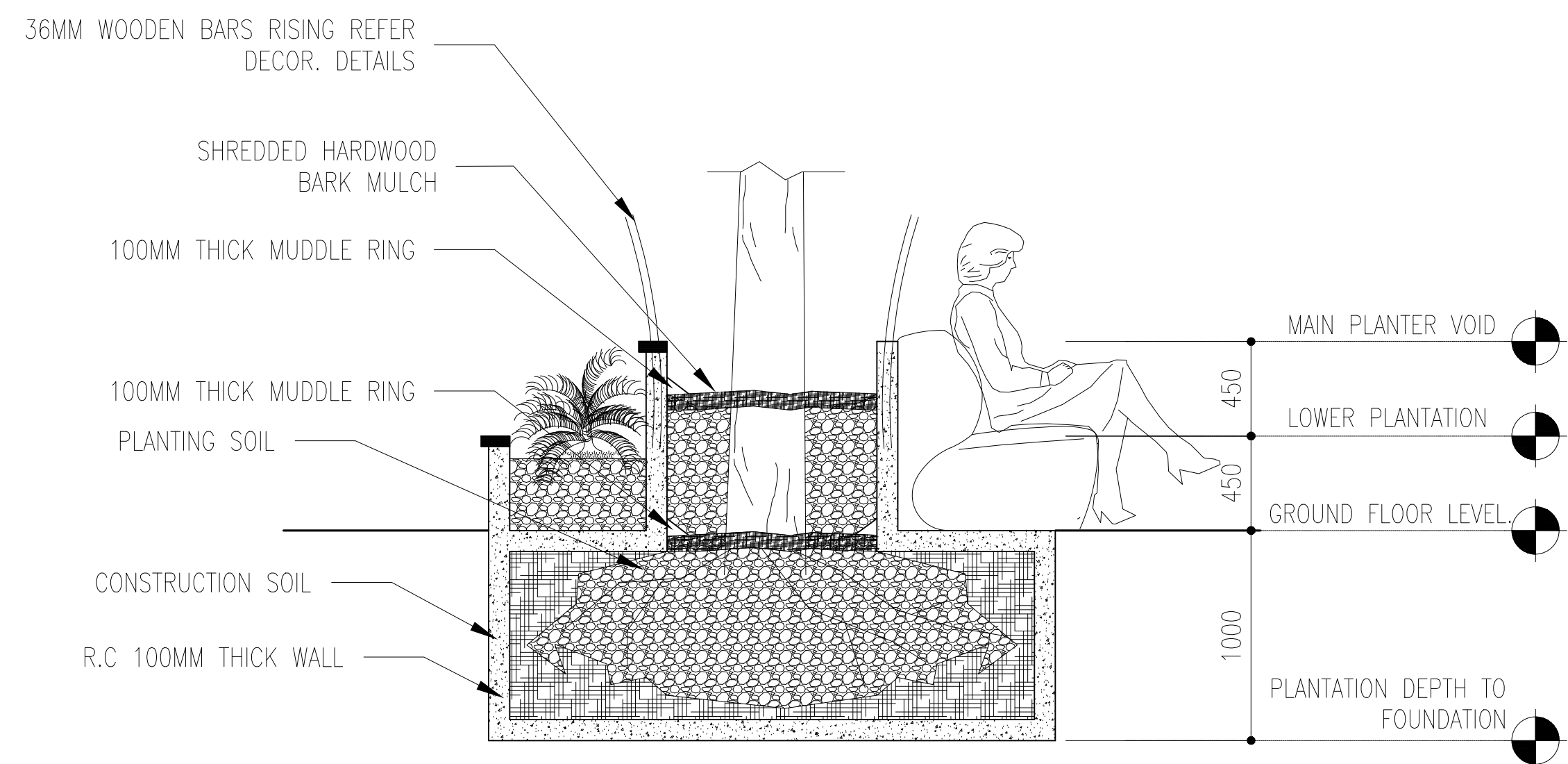
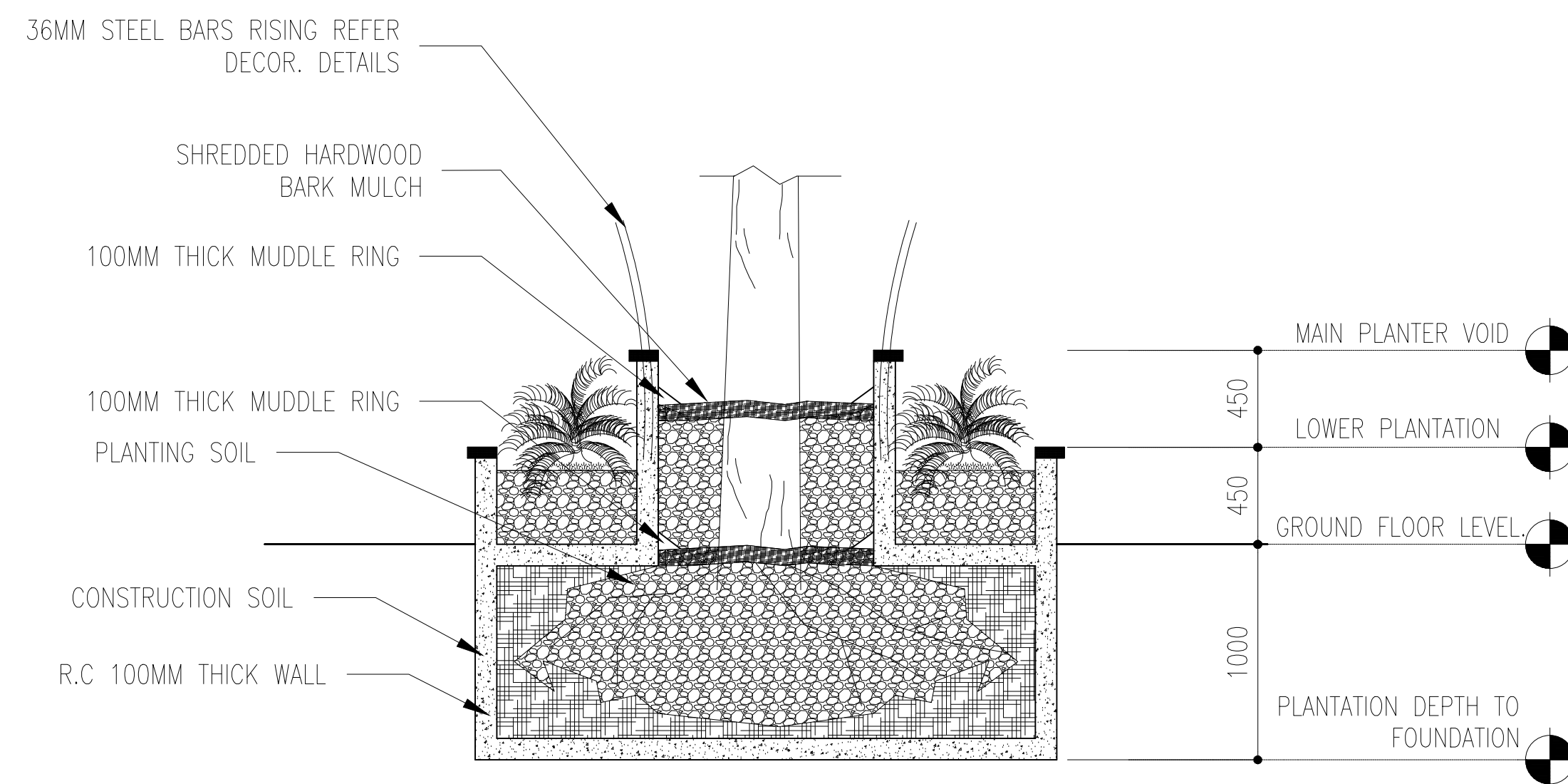
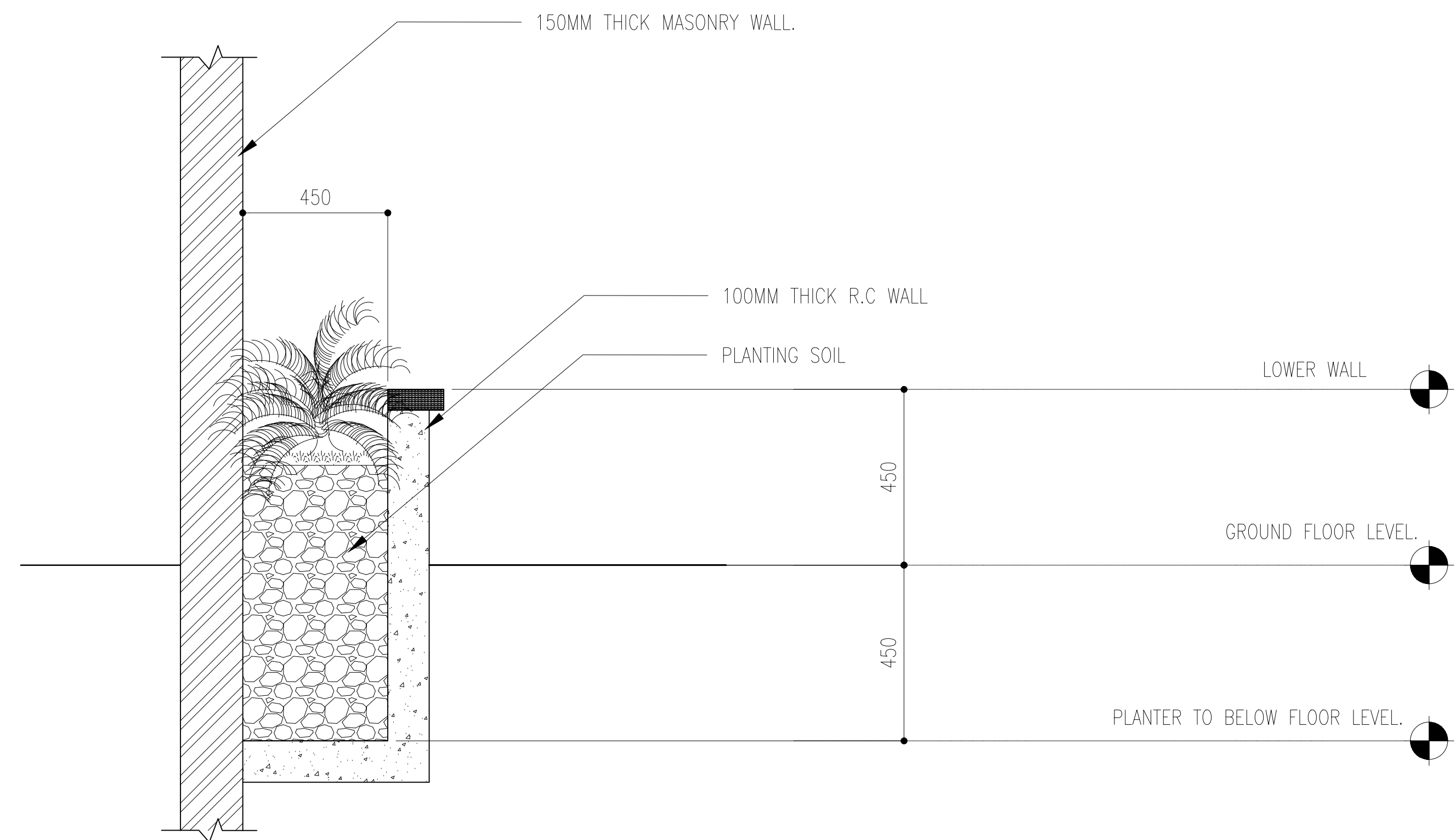
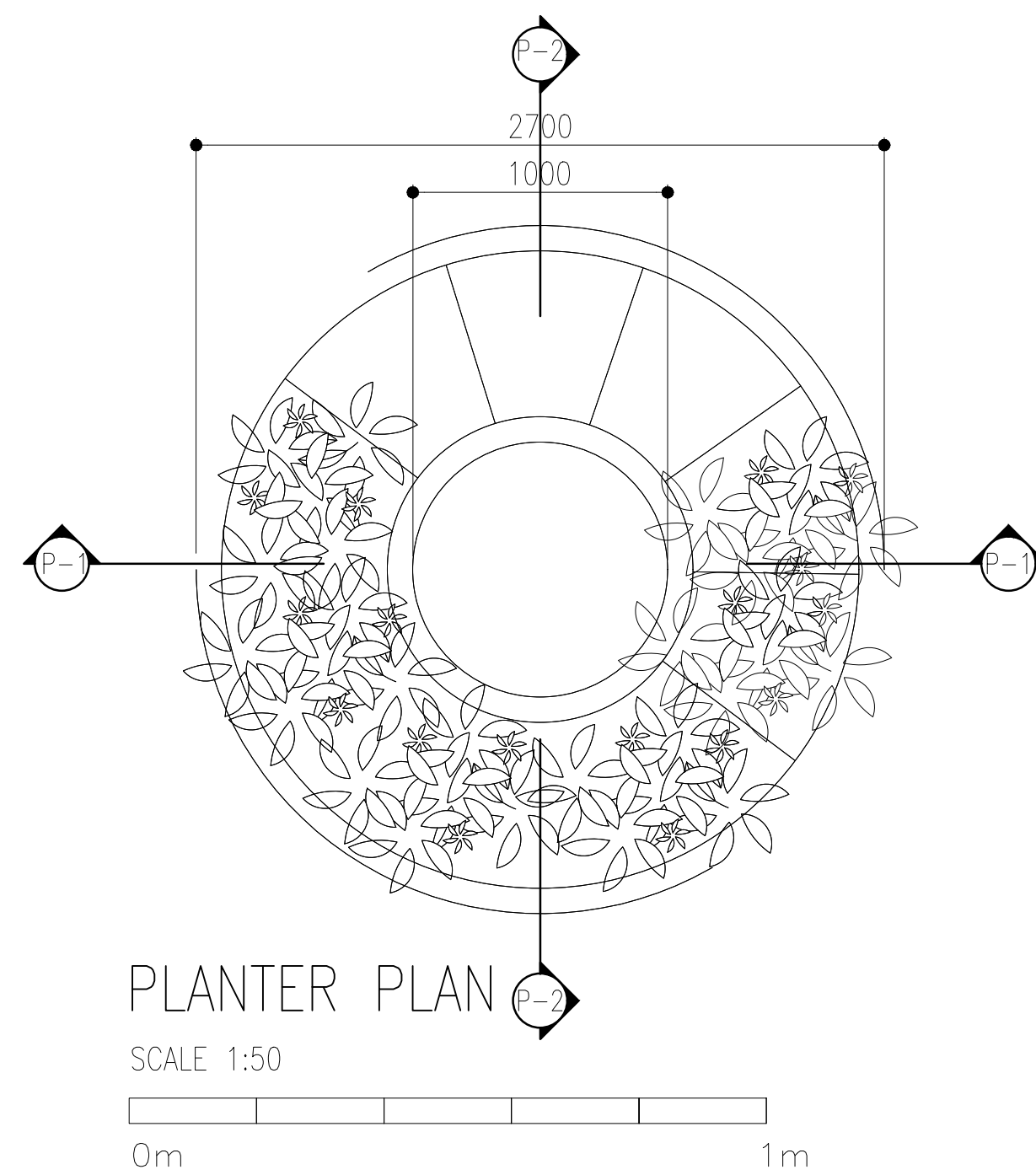
- PHASE:
- ☐ CONCEPT DESIGN
 - ☒ DESIGN DEVELOPMENT
 - ☐ TENDER DOCUMENT
 - ☐ FOR CONSTRUCTION
 - ☐ AS BUILD DRAWINGS

DESIGNATION	NAME	SIGNATURE
PROJECT MANAGER	SIARCH PVT LTD	
STR. ENGINEER	HUSSAIN SHIHAN	
CHIEF ARCHITECT	MOHAMMED SHAMIN	
CHECKED	MOHAMED SIRAJ	
DRAWN	YASHIKA	

DWG. NAME:

ARCHITECTURAL

ARCHITECTURAL DETAILS		
CODE COM-32	DATE 28-02-21	DWG. NO: AR35
FORMAT A2 A3	SCALE - - 150	
PDF FILE NAME:COM-32_MH_AR31_A		ISSUE A



CLIENT:
ALI RIZA
(MINISTRY OF HEALTH)

DESIGN AND CONSULTANCY:

SIARCH

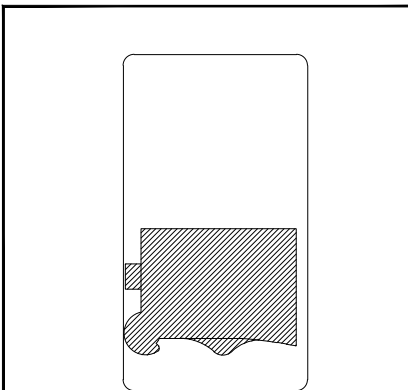
PRIVATE LIMITED

LONUZIYAARAY MAGU, MALE*, 20075, MALDIVES

EMAIL: INFO@SIARCH.DESIGN

[HTTP://WWW.SIARCH.DESIGN](http://www.siarch.design)

KEY PLAN:

A key plan diagram showing a rectangular area with a hatched section at the bottom, indicating a specific feature or material. The hatched section is located at the bottom of the rectangle and is filled with diagonal lines. The entire diagram is enclosed in a rectangular border.

WARNING:

- This drawing shall not be used for construction unless certified.
- Contractor to verify all dimensions of existing works on site before commencing any work or preparing shop drawings.
- Do not scale drawings, use written dimensions only.
- This drawing is to be read in conjunction with the specifications and conditions of contract.
- This drawing and design is copyright and no portion may be reproduced without the permission of the Consultant

[illegible]

PROJECT:

PROPOSED 3
STOREY HOSPITAL

PHASE:

- ☐ CONCEPT DESIGN
- ☒ DESIGN DEVELOPMENT
- ☐ TENDER DOCUMENT
- ☐ FOR CONSTRUCTION
- ☐ AS BUILD DRAWINGS

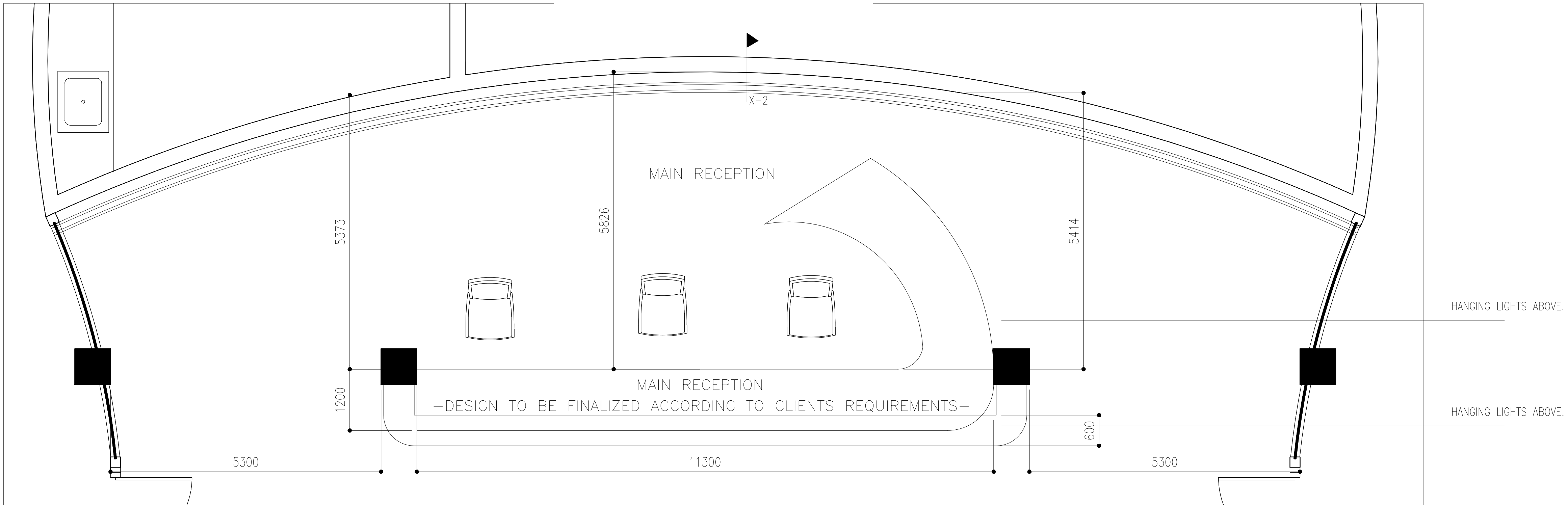
DESIGNATION	NAME	SIGNATURE
PROJECT MANAGER	SIARCH PVT LTD	
STR. ENGINEER	HUSSAIN SHIHAN	
CHIEF ARCHITECT	MOHAMMED SHAMIN	
CHECKED	MOHAMED SIRAJ	
DRAWN	YASHIKA	

DWG. NAME:

ARCHITECTURAL

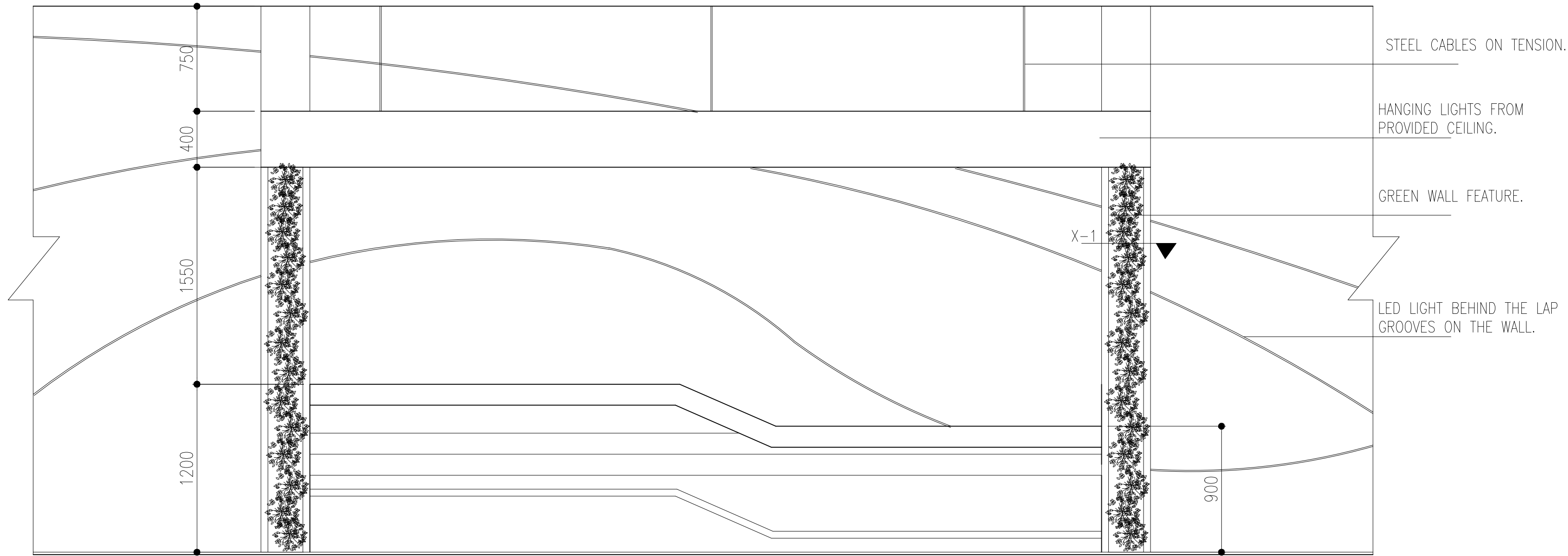

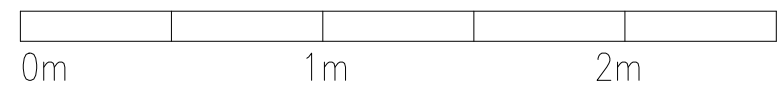
ARCHITECTURAL
DETAILS

CODE COM-32	DATE 28-02-21			DWG. NO: AR36
FORMAT		A2	A3	
SCALE	-	-	1:50	
ISSUE A				
PDF FILE NAME:COM-32_MH_AR23 _A				



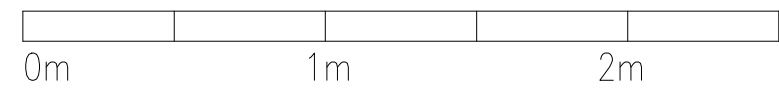
MAIN RECEPTION AREA PLAN

SCALE 1:50



MAIN RECEPTION ELEVATION

SCALE 1:50



CLIENT:
ALI RIZA
(MINISTRY OF HEALTH)

DESIGN AND CONSULTANCY:
SIARCH
PRIVATE LIMITED
LONUZIYARAIY MAGU,MALE,20075,MALDIVES
EMAIL: T N F O @SIARCH.DESIGN
HTTP://WWW.SIARCH.DESIGN

KEY PLAN:

WARNING:

- This drawing shall not be used for construction unless certified.
- Contractor to verify all dimensions of existing works on site before commencing any work or preparing shop drawings.
- Do not scale drawings, use written dimensions only.
- This drawing is to be read in conjunction with the specifications and conditions of contract.
- This drawing and design is copyright and no portion may be reproduced without the permission of the Consultant

REVISIONS		
NO	DESCRIPTION	DATE

PROJECT:

PROPOSED 3
STOREY HOSPITAL

PHASE:

- ☐ CONCEPT DESIGN
- ☒ DESIGN DEVELOPMENT
- ☐ TENDER DOCUMENT
- ☐ FOR CONSTRUCTION
- ☐ AS BUILD DRAWINGS

DESIGNATION	NAME	SIGNATURE
PROJECT MANAGER	SIARCH PVT LTD	
STR. ENGINEER	HUSSAIN SHIHAN	
CHIEF ARCHITECT	MOHAMMED SHAMIN	
CHECKED	MOHAMED SIRAJ	
DRAWN	YASHIKA	

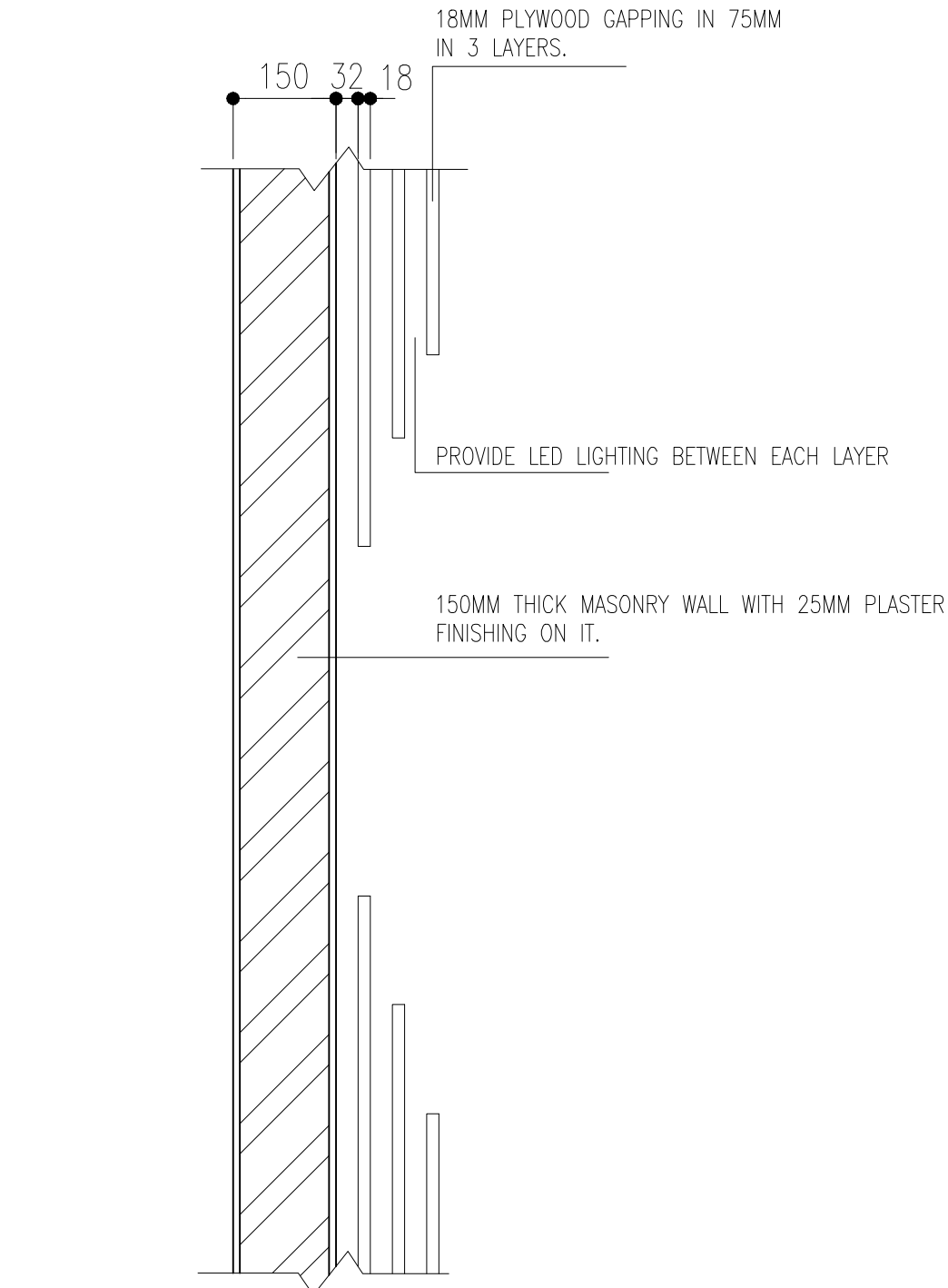
DWG. NAME:

ARCHITECTURAL

ARCHITECTURAL
DETAILS

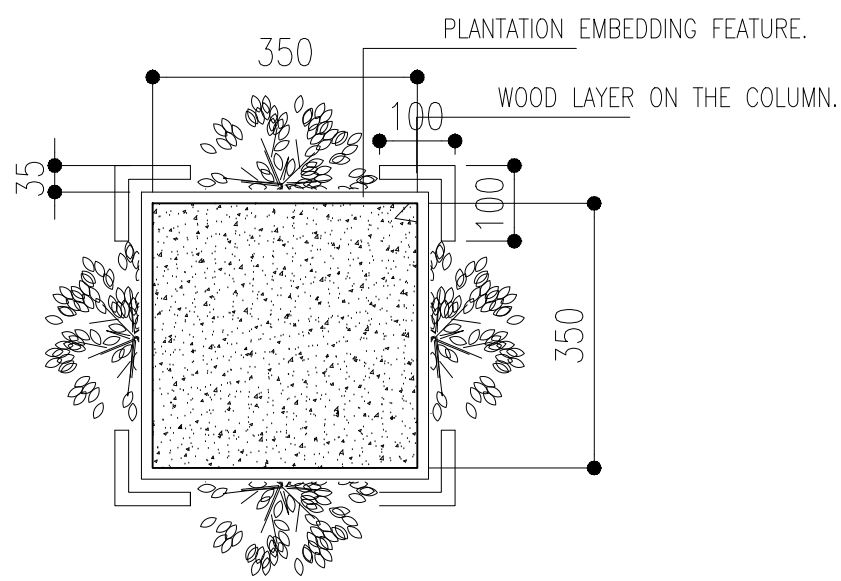

CODE	DATE	DWG. NO:
COM-32	28-02-21	AR37
FORMAT	A2 A3	
SCALE	- - 1:50	ISSUE A

PDF FILE NAME:COM-32_MH_AR23 _A




SECTION X-2

SCALE 1:20



SECTION X-1

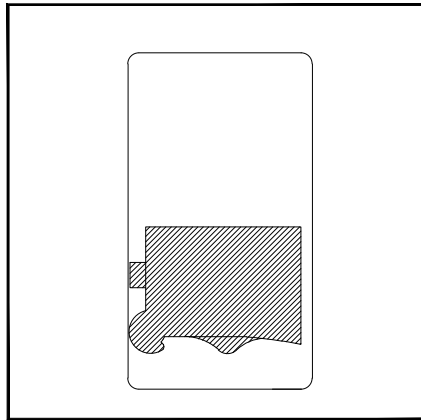
SCALE 1:20



CLIENT:
ALI RIZA
(MINISTRY OF HEALTH)

DESIGN AND CONSULTANCY:
SIARCH
PRIVATE LIMITED
LONUZIYAARAY MAGUMALE,20075,MALDIVES
EMAIL: INFO@SIARCH.DESIGN
HTTP://WWW.SIARCH.DESIGN

KEY PLAN:



WARNING:

- This drawing shall not be used for construction unless certified.
- Contractor to verify all dimensions of existing works on site before commencing any work or preparing shop drawings.
- Do not scale drawings, use written dimensions only.
- This drawing is to be read in conjunction with the specifications and conditions of contract.
- This drawing and design is copyright and no portion may be reproduced without the permission of the Consultant

REVISIONS		
NO	DESCRIPTION	DATE

PROJECT:

PROPOSED 3
STOREY HOSPITAL

PHASE:

- ☐ CONCEPT DESIGN
- ☒ DESIGN DEVELOPMENT
- ☐ TENDER DOCUMENT
- ☐ FOR CONSTRUCTION
- ☐ AS BUILD DRAWINGS

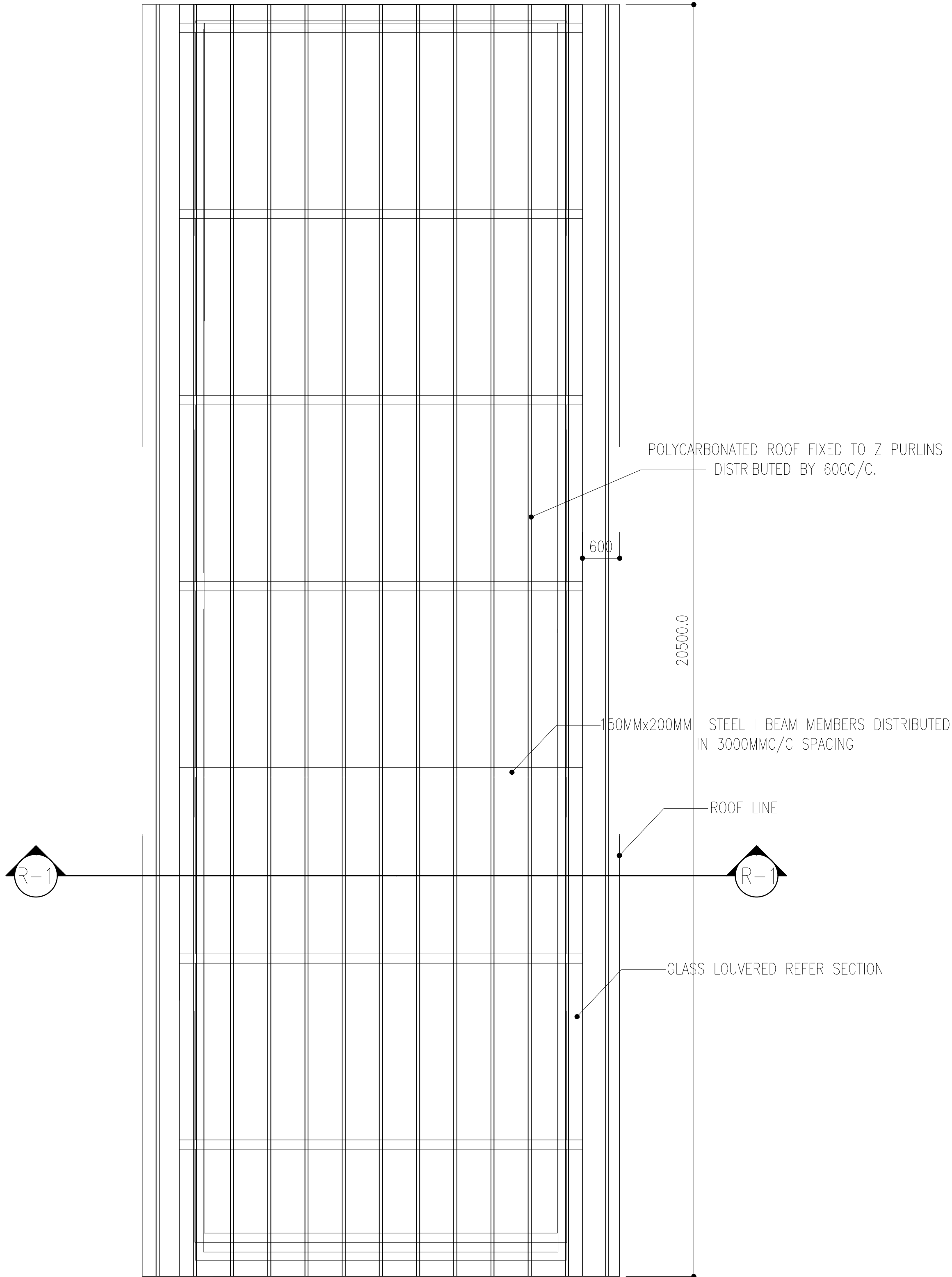
DESIGNATION	NAME	SIGNATURE
PROJECT MANAGER	SIARCH PVT LTD	
STR. ENGINEER	HUSSAIN SHIHAN	
CHIEF ARCHITECT	MOHAMMED SHAMIN	
CHECKED	MOHAMED SIRAJ	
DRAWN	YASHIKA	

DWG. NAME:

ARCHITECTURAL

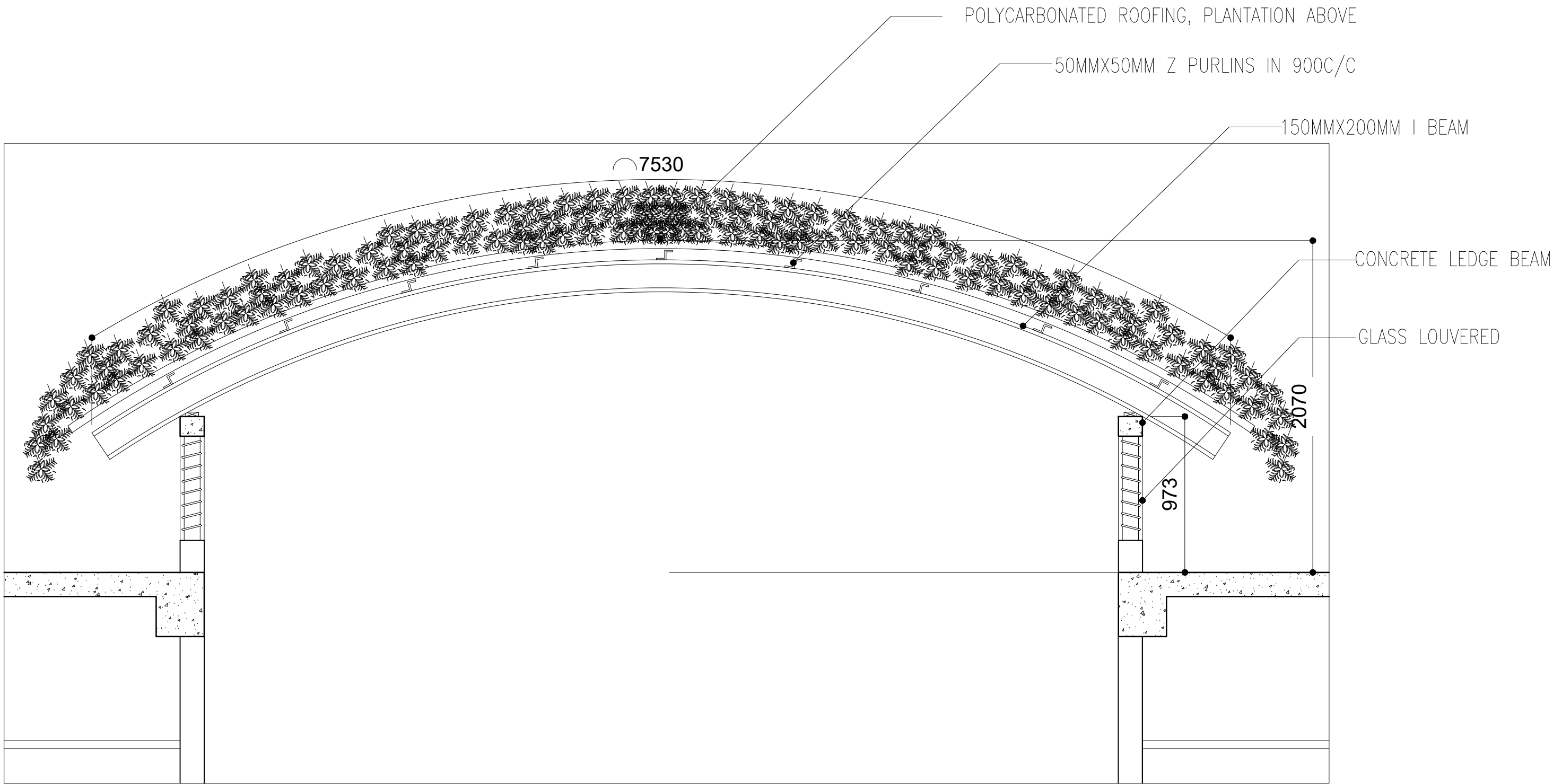

ARCHITECTURAL
DETAILS

CODE	DATE	DWG. NO:
COM-32	28-02-21	AR38
FORMAT	A2 A3	
SCALE	- - 1:50	ISSUE A
PDF FILE NAME:COM-32_MH_AR23 _A		




TYPICAL ROOF DETAIL

SCALE 1:100



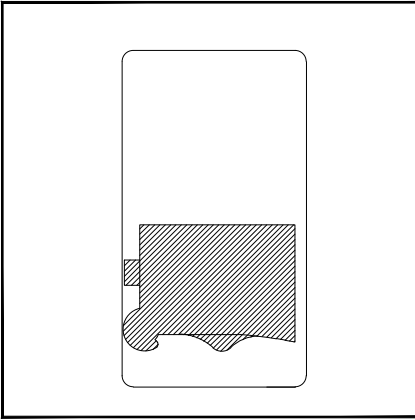
TYPICAL DETAIL R-1

SCALE 1:50



CLIENT:
ALI RIZA
(MINISTRY OF HEALTH)

DESIGN AND CONSULTANCY:
SIARCH
PRIVATE LIMITED
LONUZUYARRAY MAGU,MALE'20075,MALDIVES
EMAIL: IN F O @SIARCH.DESIGN
HTTP://WWW.SIARCH.DESIGN



WARNING:

- This drawing shall not be used for construction unless certified.
- Contractor to verify all dimensions of existing works on site before commencing any work or preparing shop drawings.
- Do not scale drawings, use written dimensions only.
- This drawing is to be read in conjunction with the specifications and conditions of contract.
- This drawing and design is copyright and no portion may be reproduced without the permission of the Consultant

REVISIONS		
NO	DESCRIPTION	DATE

PROJECT:

PROPOSED 3
STOREY HOSPITAL

PHASE:

- ☐ CONCEPT DESIGN
- ☒ DESIGN DEVELOPMENT
- ☐ TENDER DOCUMENT
- ☐ FOR CONSTRUCTION
- ☐ AS BUILD DRAWINGS

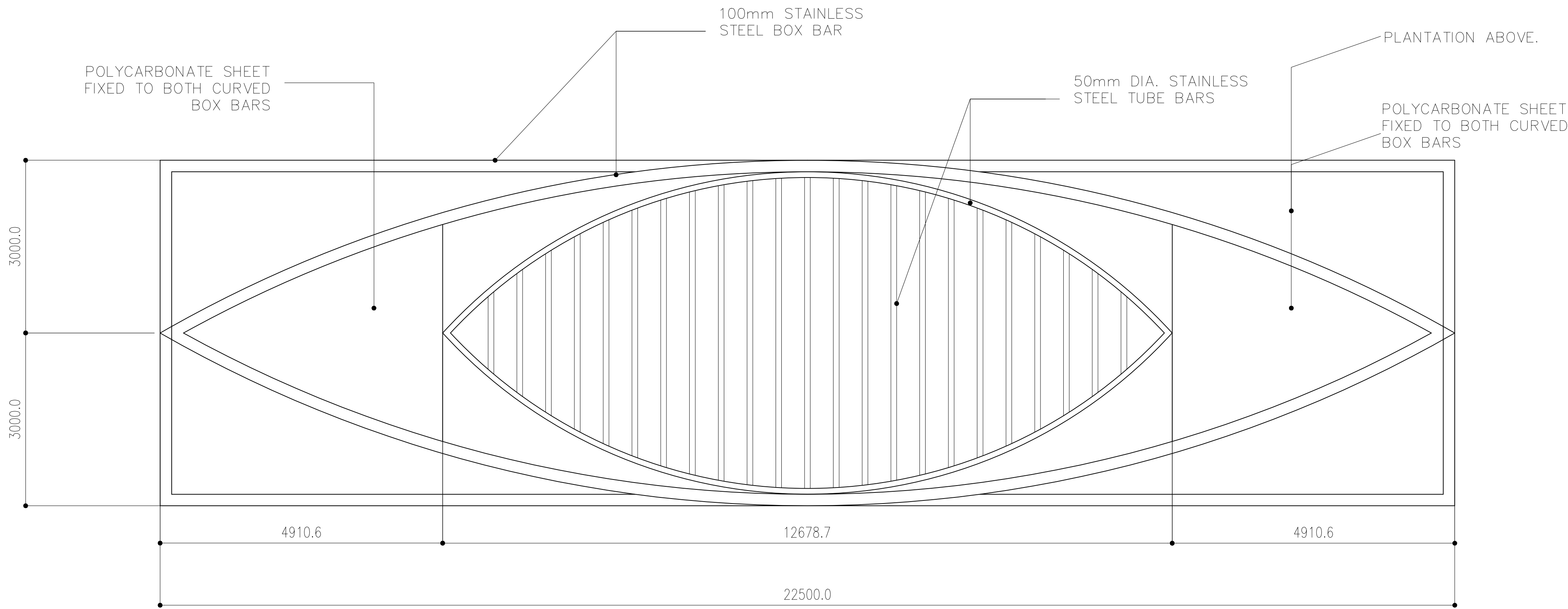
DESIGNATION	NAME	SIGNATURE
PROJECT MANAGER	SIARCH PVT LTD	
STR. ENGINEER	HUSSAIN SHIHAN	
CHIEF ARCHITECT	MOHAMMED SHAMIN	
CHECKED	MOHAMMED SIRAJ	
DRAWN	YASHIKA	

DWG. NAME:

ARCHITECTURAL

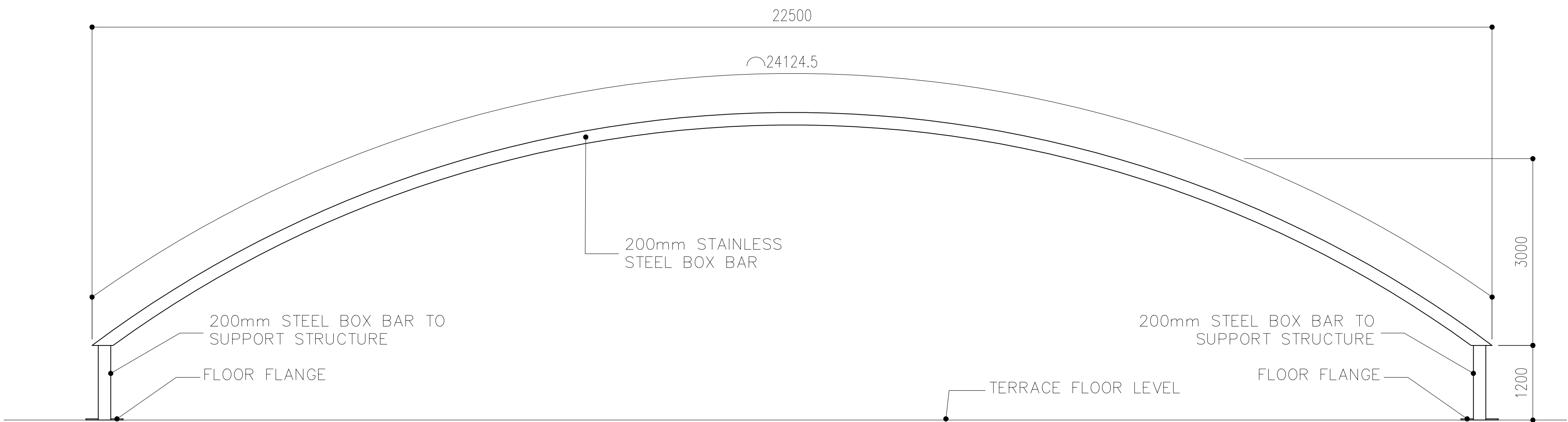

ARCHITECTURAL
DETAILS

CODE COM-32	DATE 28-02-21	DWG. NO: AR39-A
FORMAT A2	A3	
SCALE -	-	1:50
ISSUE A		
PDF FILE NAME:COM-32_MH_AR34_A		




ROOF CANOPY PLAN

SCALE 1:100



ROOF CANOPY DETAIL

SCALE 1:100



CLIENT:

ALI RIZA
(MINISTRY OF HEALTH)

DESIGN AND CONSULTANCY:

SIARCH

PRIVATE LIMITED

LONUZIYAARIY MAGU,MALE',20075,MALDIVES

EMAIL: INFO@SIARCH.DESIGN

HTTP://WWW.SIARCH.DESIGN

WARNING:

- This drawing shall not be used for construction unless certified.

- Contractor to verify all dimensions of existing works on site before commencing any work or preparing shop drawings.

- Do not scale drawings, use written dimensions only.

- This drawing is to be read in conjunction with the specifications and conditions of contract.

- This drawing and design is copyright and no portion may be reproduced without the permission of the Consultant

REVISIONS

NO	DESCRIPTION	DATE

PROJECT:

PROPOSED 3
STOREY HOSPITAL

PHASE:

☐ CONCEPT DESIGN

☒ DESIGN DEVELOPMENT

☐ TENDER DOCUMENT

☐ FOR CONSTRUCTION

☐ AS BUILD DRAWINGS

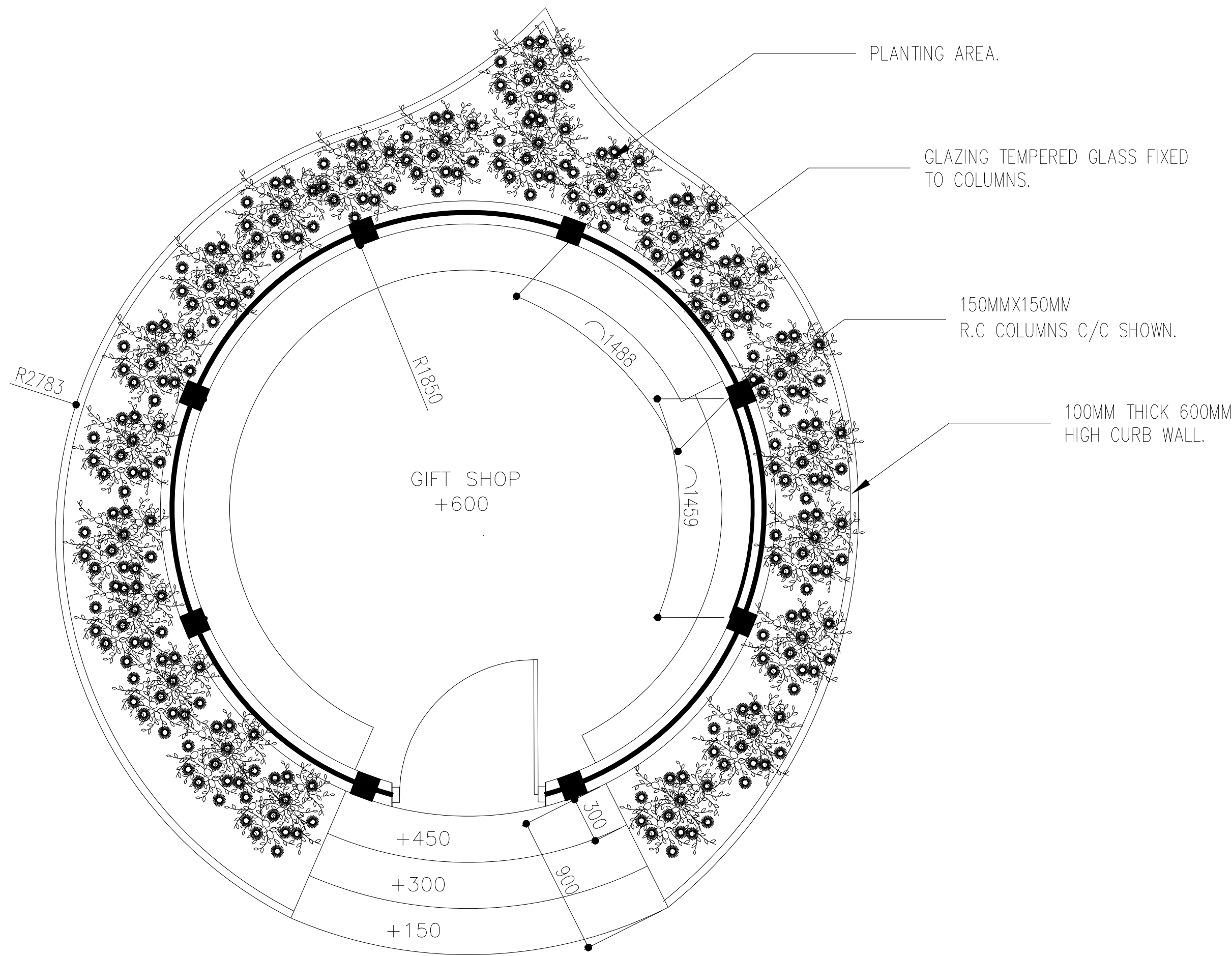
DESIGNATION	NAME	SIGNATURE
PROJECT MANAGER	SIARCH PVT LTD	
STR. ENGINEER	HUSSAIN SHIHAN	
CHIEF ARCHITECT	MOHAMMED SHAMIN	
CHECKED	MOHAMED SIRAJ	
DRAWN	YASHIKA	

DWG. NAME:

ARCHITECTURAL

ARCHITECTURAL
DETAILS

CODE	DATE	DWG. NO:
COM-32	28-02-21	AR39-B
FORMAT	A2 A3	
SCALE	- - 1:50	ISSUE A
PDF FILE NAME:COM-32_MH_AR34_A		

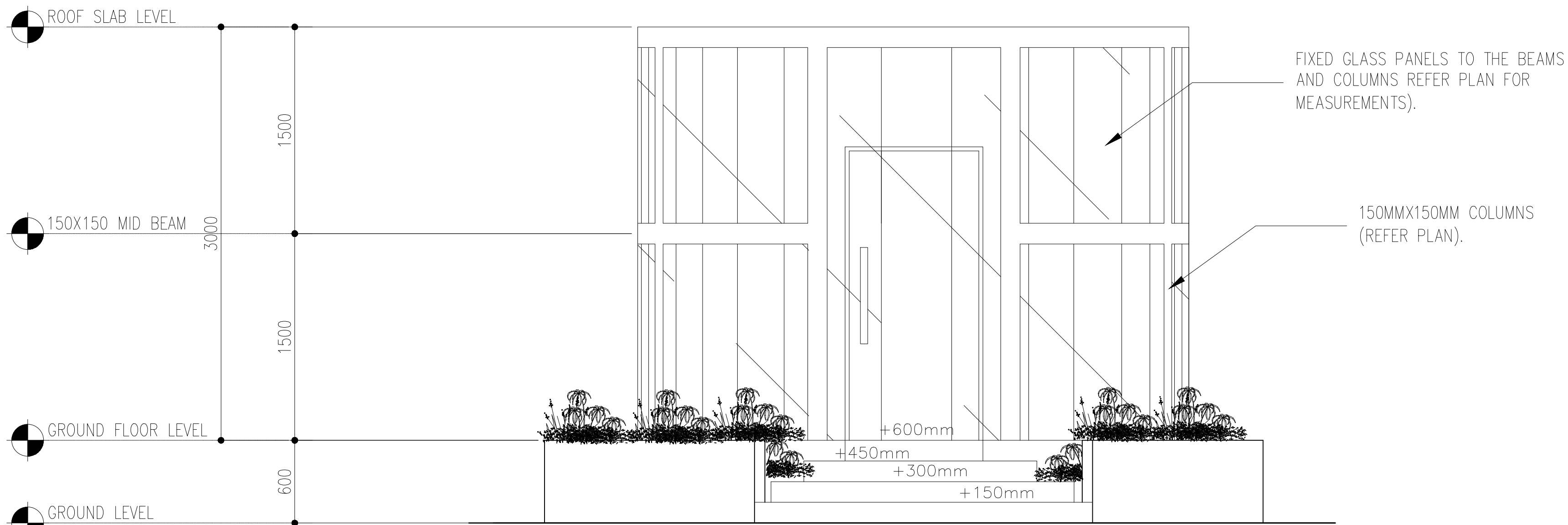


ELEV.

GIFT SHOP DETAIL PLAN

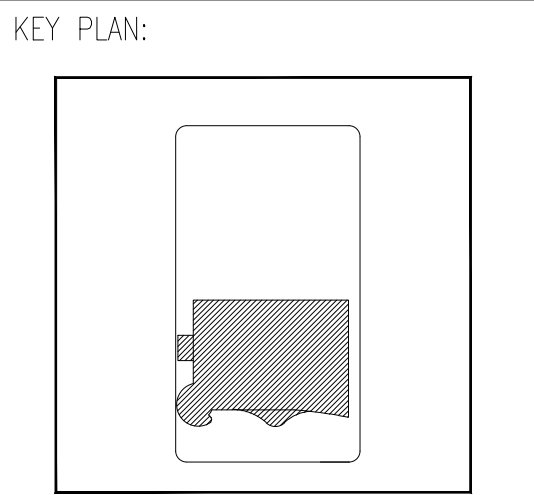
SCALE 1:50

0m 1m 2m



CLIENT:
ALI RIZA
(MINISTRY OF HEALTH)

DESIGN AND CONSULTANCY:
SIARCH
PRIVATE LIMITED
LONUZIYARAIY MAGUMALE, 20075, MALDIVES
EMAIL: INFO@SIARCH.DESIGN
HTTP://WWW.SIARCH.DESIGN



- WARNING:
- This drawing shall not be used for construction unless certified.
 - Contractor to verify all dimensions of existing works on site before commencing any work or preparing shop drawings.
 - Do not scale drawings, use written dimensions only.
 - This drawing is to be read in conjunction with the specifications and conditions of contract.
 - This drawing and design is copyright and no portion may be reproduced without the permission of the Consultant

REVISIONS		
NO	DESCRIPTION	DATE

PROJECT:

PROPOSED 3
STOREY HOSPITAL

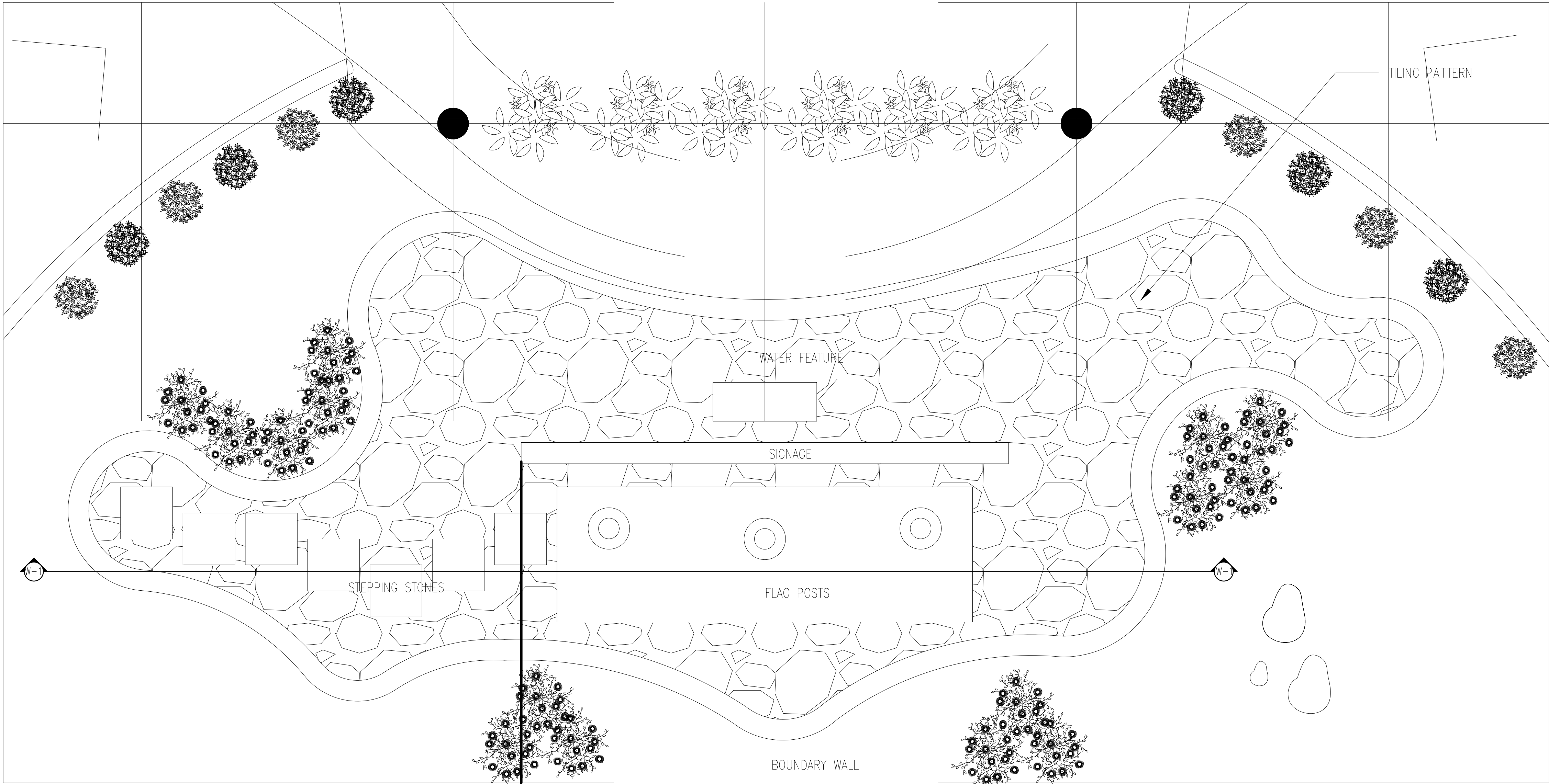
- PHASE:
- ☐ CONCEPT DESIGN
 - ☒ DESIGN DEVELOPMENT
 - ☐ TENDER DOCUMENT
 - ☐ FOR CONSTRUCTION
 - ☐ AS BUILD DRAWINGS

DESIGNATION	NAME	SIGNATURE
PROJECT MANAGER	SIARCH PVT LTD	
STR. ENGINEER	HUSSAIN SHIHAN	
CHIEF ARCHITECT	MOHAMMED SHAMIN	
CHECKED	MOHAMED SIRAJ	
DRAWN	YASHIKA	

DWG. NAME:

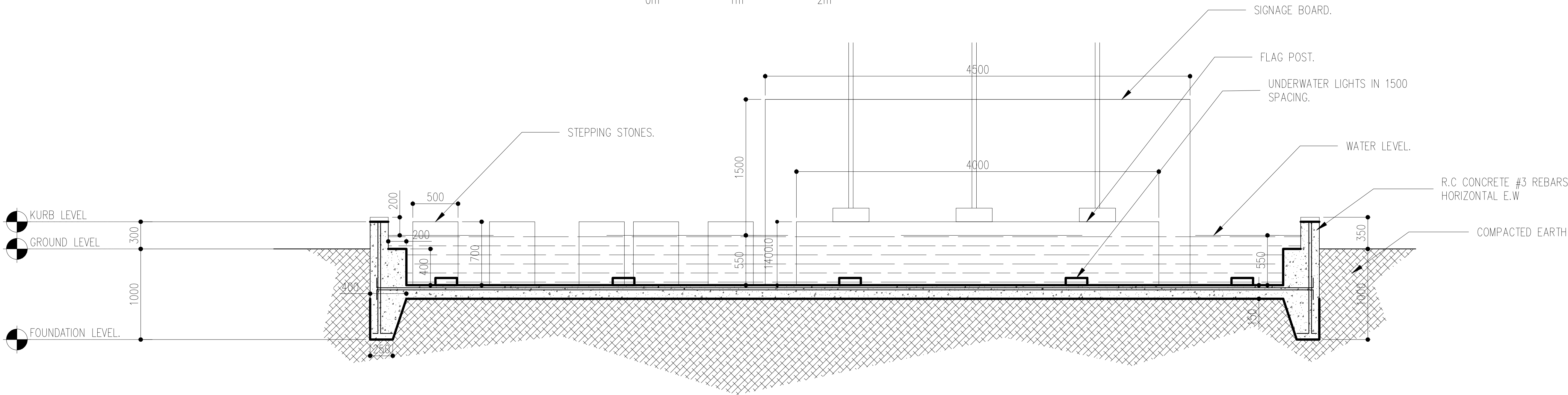
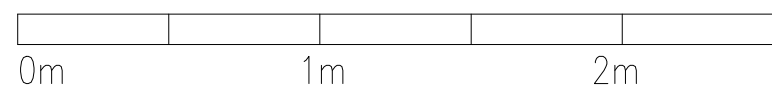
ARCHITECTURAL

ARCHITECTURAL DETAILS		
CODE COM-32	DATE 28-02-21	DWG. NO: AR40
FORMAT	A2 A3	
SCALE	- - 1:50	ISSUE A
PDF FILE NAME:COM-32_MH_AR25_A		




FRONT WATER FEATURE PLAN

SCALE 1:50



TYPICAL WATER FEATURE AND FRONT WATER FEATURE DETAIL
SECTION W-1

SCALE 1:50



CLIENT:
ALI RIZA
(MINISTRY OF HEALTH)

DESIGN AND CONSULTANCY:
SIARCH
PRIVATE LIMITED
LONUZIYAARAIY MAGU,MALE',20075,MALDIVES
EMAIL: INFO@SIARCH.DESIGN
HTTP://WWW.SIARCH.DESIGN

KEY PLAN:

WARNING:

- This drawing shall not be used for construction unless certified.
- Contractor to verify all dimensions of existing works on site before commencing any work or preparing shop drawings.
- Do not scale drawings, use written dimensions only.
- This drawing is to be read in conjunction with the specifications and conditions of contract.
- This drawing and design is copyright and no portion may be reproduced without the permission of the Consultant

REVISIONS		
NO	DESCRIPTION	DATE

PROJECT:

PROPOSED 3
STOREY HOSPITAL

PHASE:
☐ CONCEPT DESIGN
☒ DESIGN DEVELOPMENT
☐ TENDER DOCUMENT
☐ FOR CONSTRUCTION
☐ AS BUILD DRAWINGS

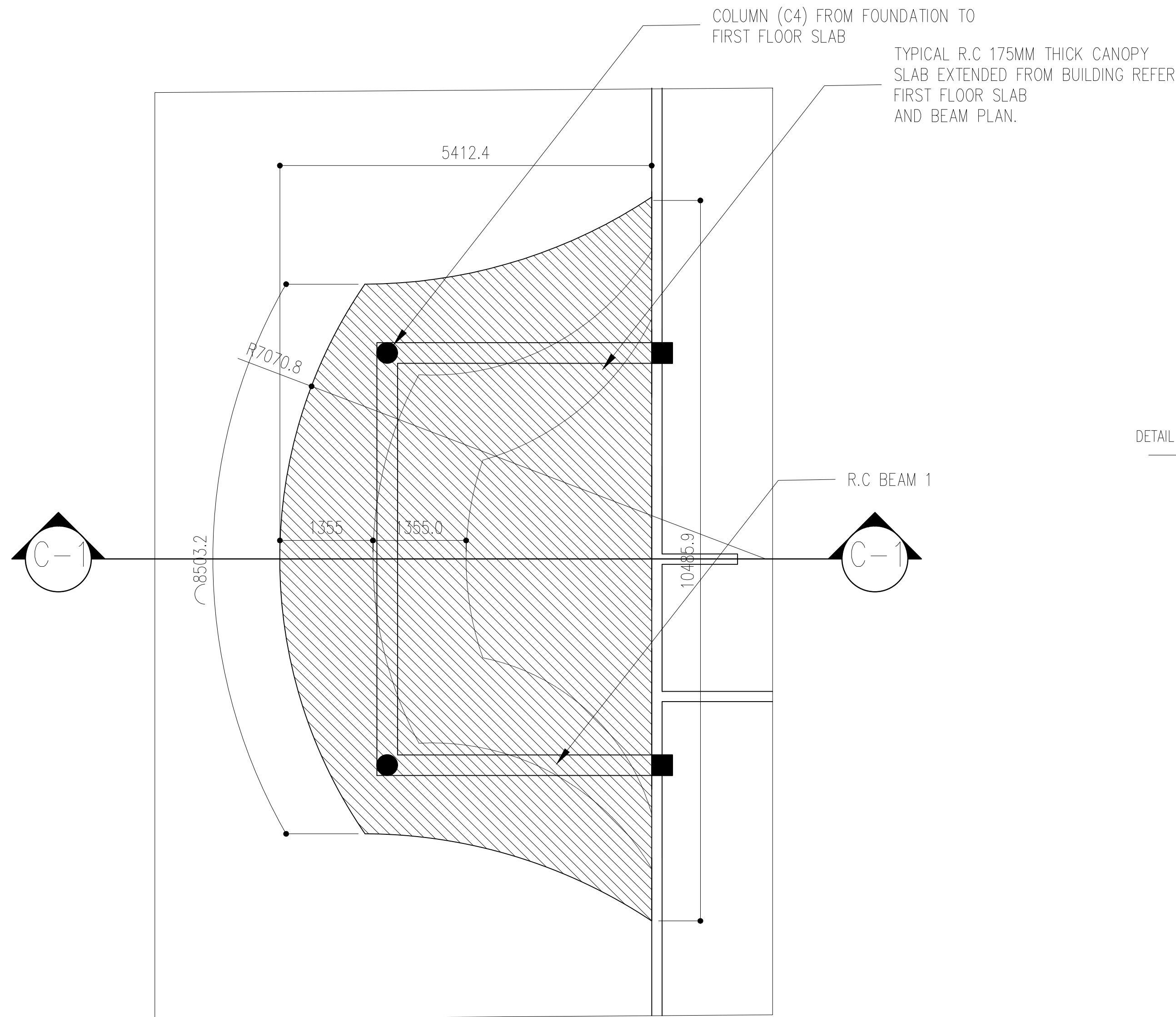
DESIGNATION	NAME	SIGNATURE
PROJECT MANAGER	SIARCH PVT LTD	
STR. ENGINEER	HUSSAIN SHIHAN	
CHIEF ARCHITECT	MOHAMMED SHAMIN	
CHECKED	MOHAMED SIRAJ	
DRAWN	YASHIKA	

DWG. NAME:

ARCHITECTURAL

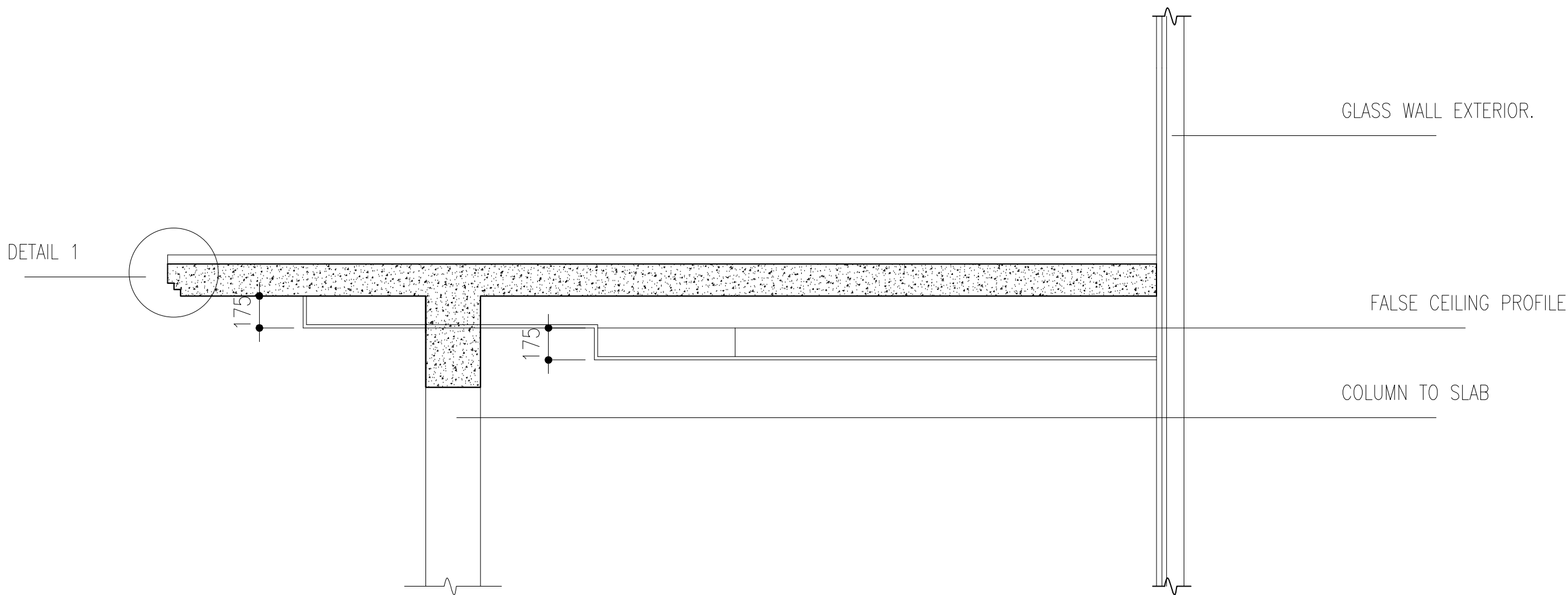

ARCHITECTURAL
DETAILS

CODE	DATE	DWG. NO:
COM-32	28-02-21	AR41
FORMAT	A2 A3	
SCALE	- - 1:50	ISSUE A
PDF FILE NAME:COM-32_MH_AR25_A		



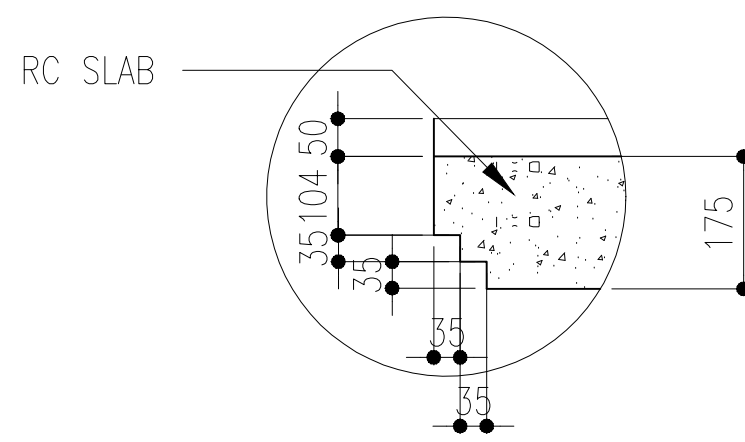
TYPICAL CANOPY DETAIL

SCALE 1:100




SECTION C

SCALE 1:50



DETAIL 1

SCALE 1:20



CLIENT:

ALI RIZA
(MINISTRY OF HEALTH)

DESIGN AND CONSULTANCY:

SIARCH

PRIVATE LIMITED
LONUZIYAAIRAY MAGU, MALE', 20075, MALDIVES
EMAIL: INFO@SIARCH.DESIGN
HTTP://WWW.SIARCH.DESIGN

KEY PLAN:

WARNING:

- This drawing shall not be used for construction unless certified.

- Contractor to verify all dimensions of existing works on site before commencing any work or preparing shop drawings.

- Do not scale drawings, use written dimensions only.

- This drawing is to be read in conjunction with the specifications and conditions of contract.

- This drawing and design is copyright and no portion may be reproduced without the permission of the Consultant

REVISIONS

NO	DESCRIPTION	DATE

PROJECT:

PROPOSED 3 STOREY HOSPITAL

PHASE:

☐ CONCEPT DESIGN

☒ DESIGN DEVELOPMENT

☐ TENDER DOCUMENT

☐ FOR CONSTRUCTION

☐ AS BUILD DRAWINGS

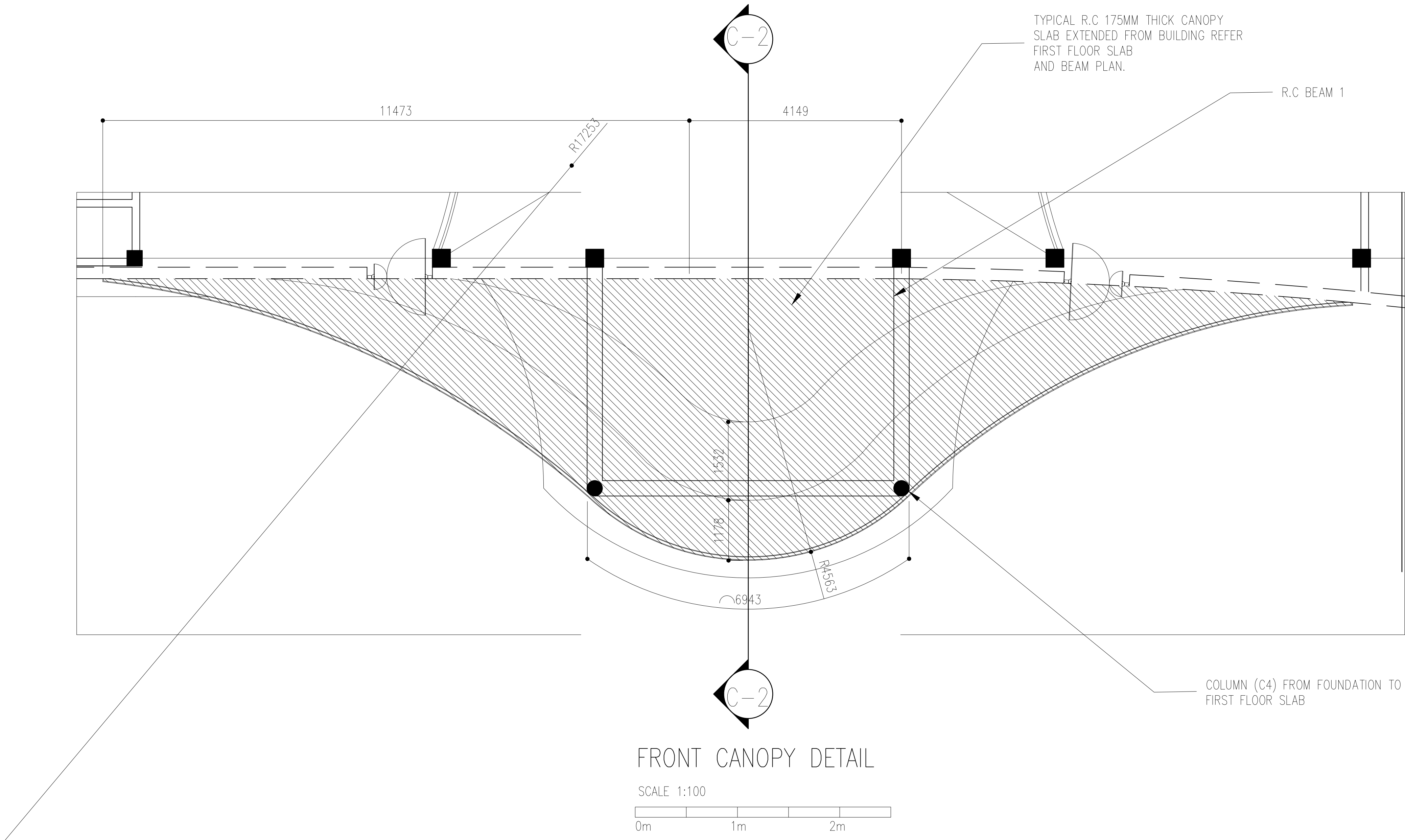
DESIGNATION	NAME	SIGNATURE
PROJECT MANAGER	SIARCH PVT LTD.	
STR. ENGINEER	HUSSAIN SHIHAN	
CHIEF ARCHITECT	MOHAMMED SHAMIN	
CHECKED	MOHAMED SIRAJ	
DRAWN	YASHIKA	

DWG. NAME:

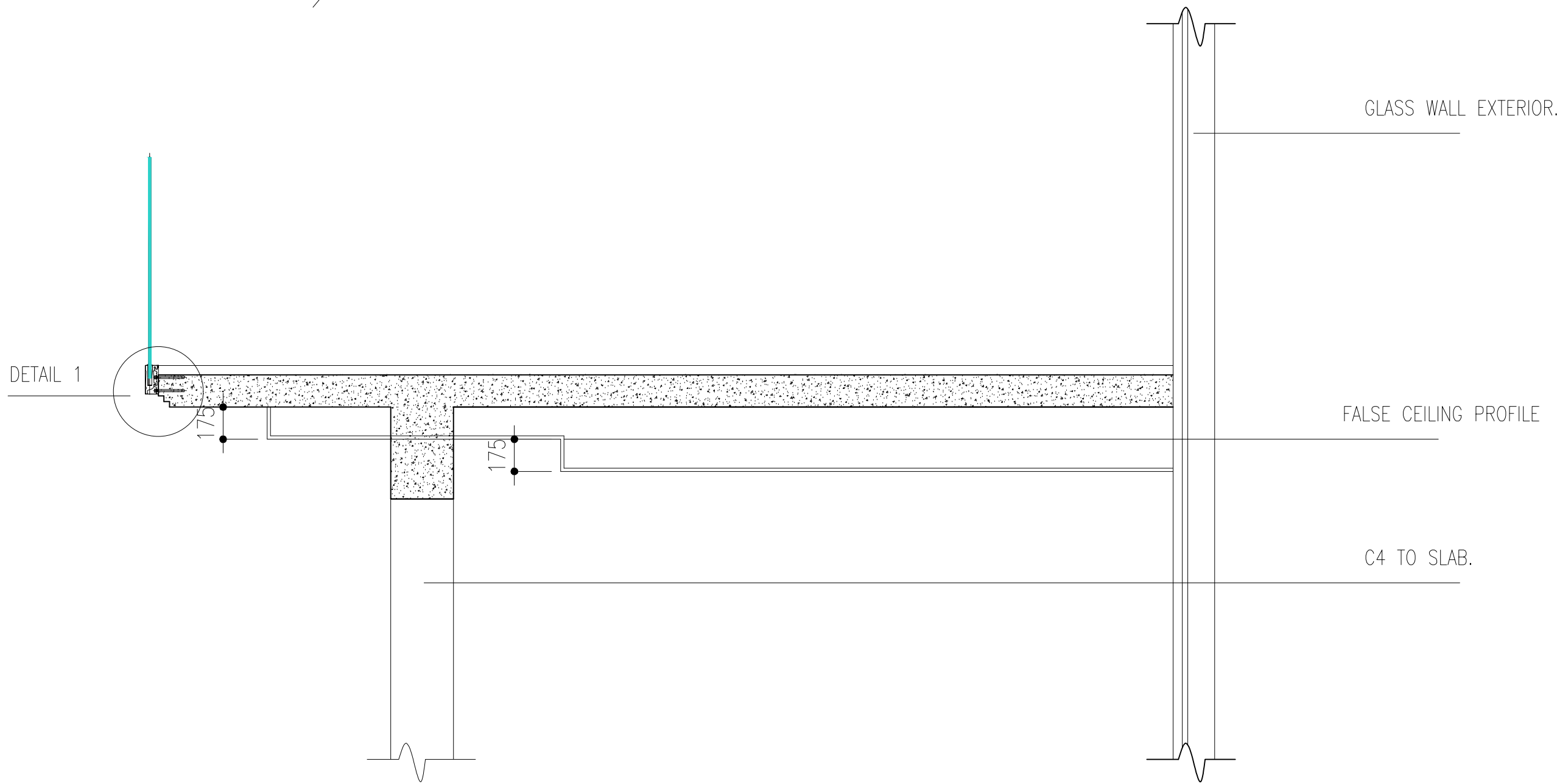
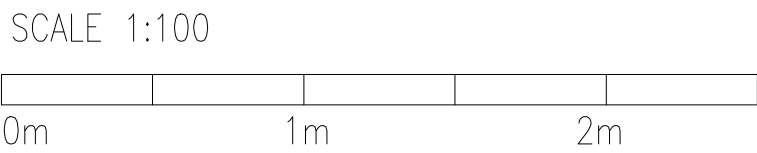
ARCHITECTURAL

ARCHITECTURAL DETAILS

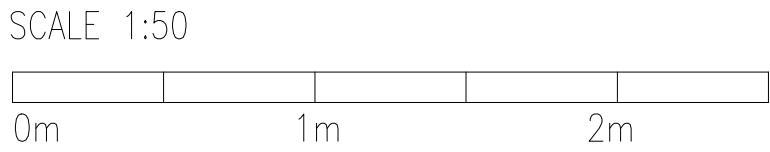
CODE	DATE	DWG. NO:
COM-32	28-02-21	AR42-A
FORMAT	A2 A3	
SCALE	- 1:50	ISSUE A
PDF FILE NAME:COM-32_MH_AR25 _A		



FRONT CANOPY DETAIL



SECTION C2

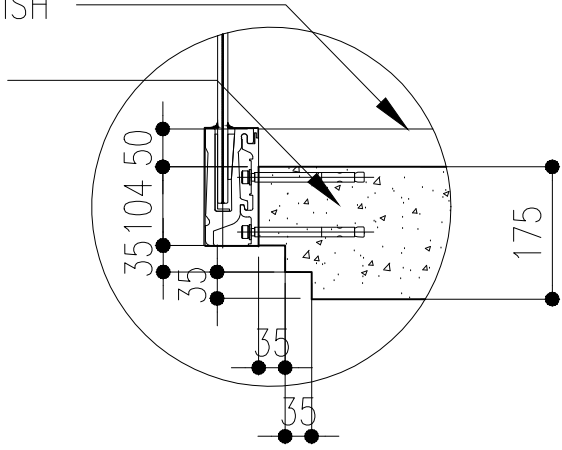


TYPICAL R.C 175MM THICK CANOPY
SLAB EXTENDED FROM BUILDING REFER
FIRST FLOOR SLAB
AND BEAM PLAN.

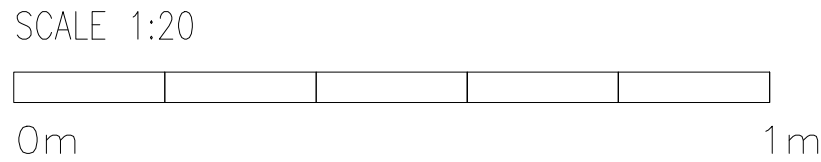
R.C BEAM 1

COLUMN (C4) FROM FOUNDATION TO
FIRST FLOOR SLAB

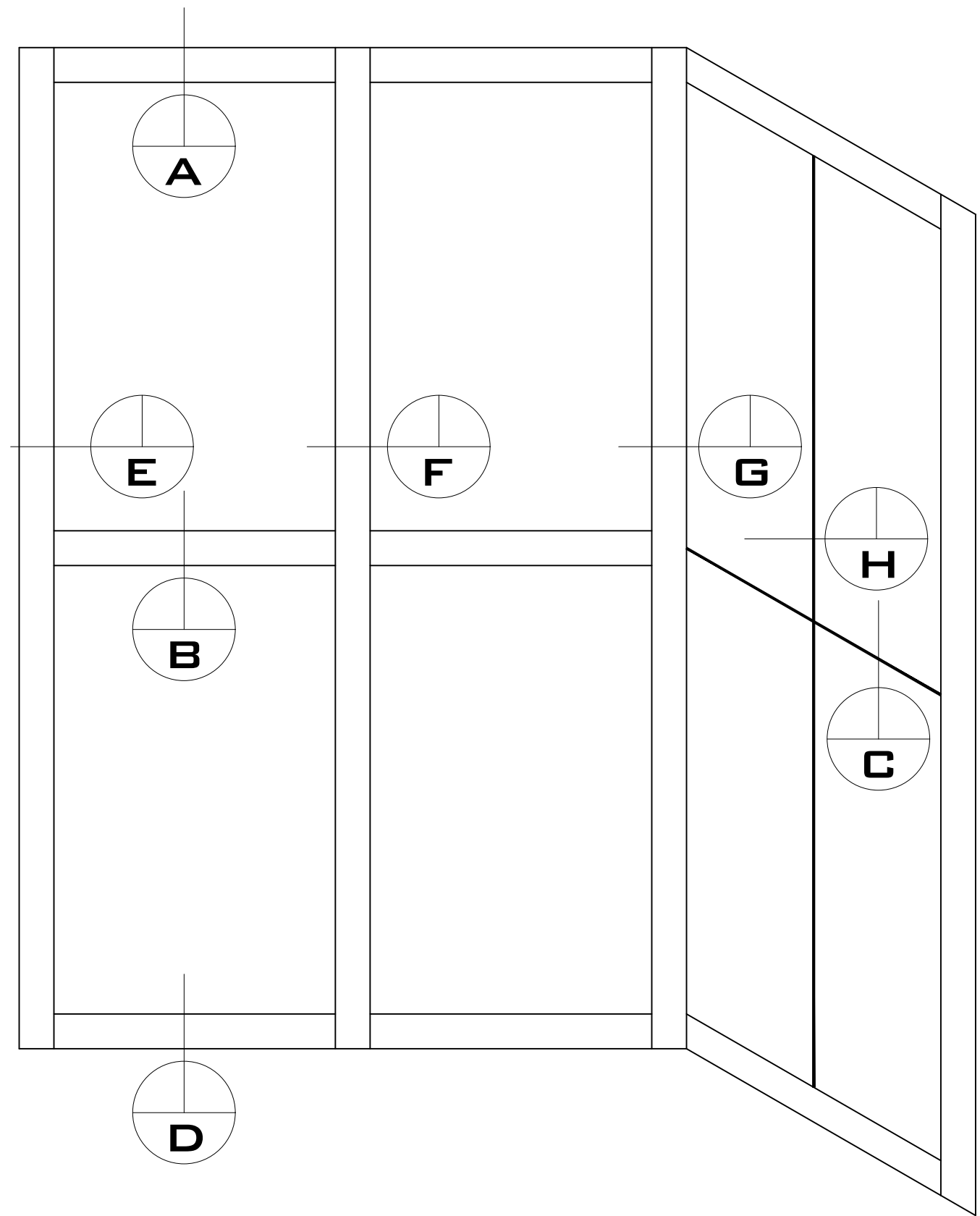
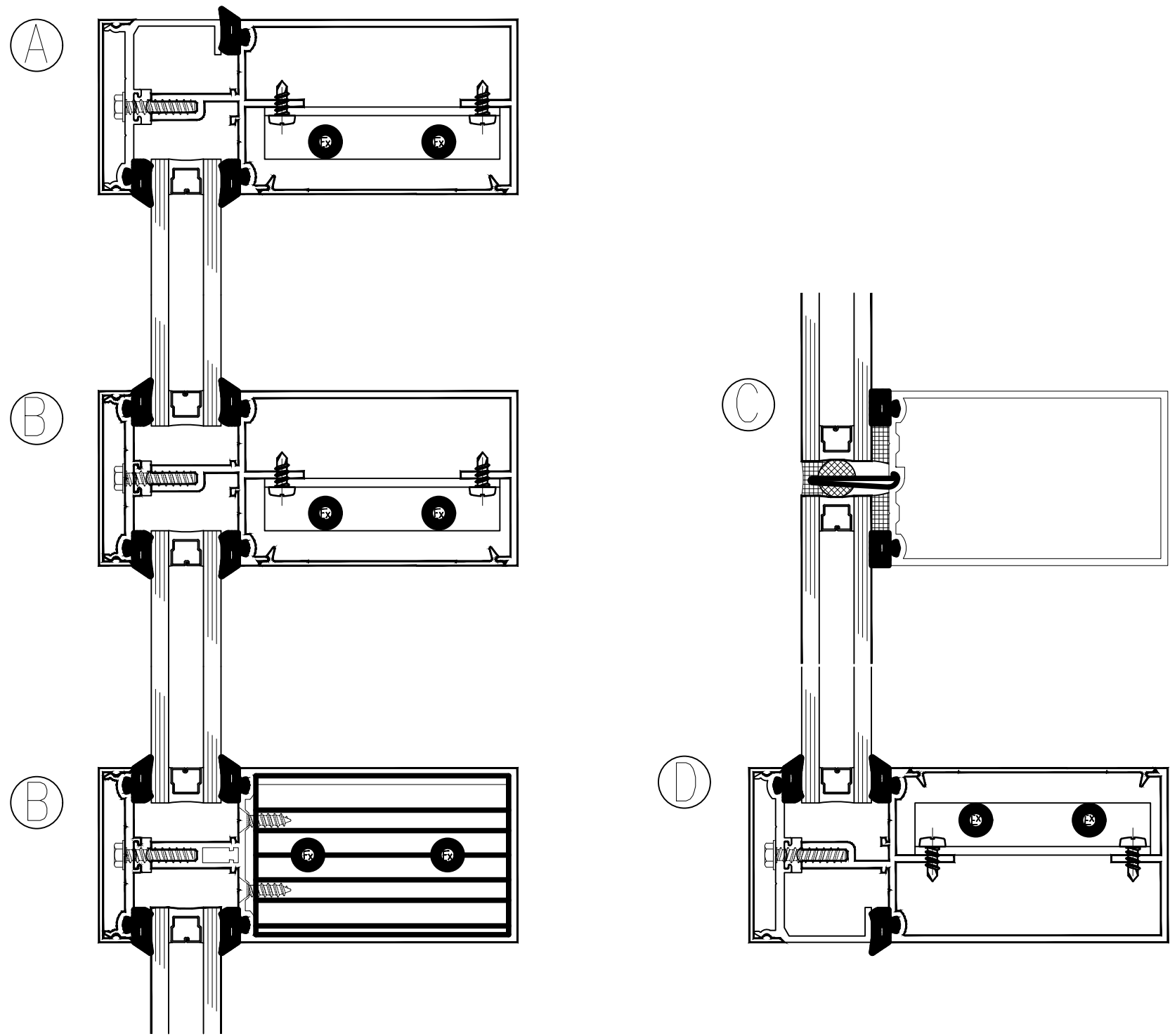
FLOOR FINISH
RC SLAB



DETAIL 1

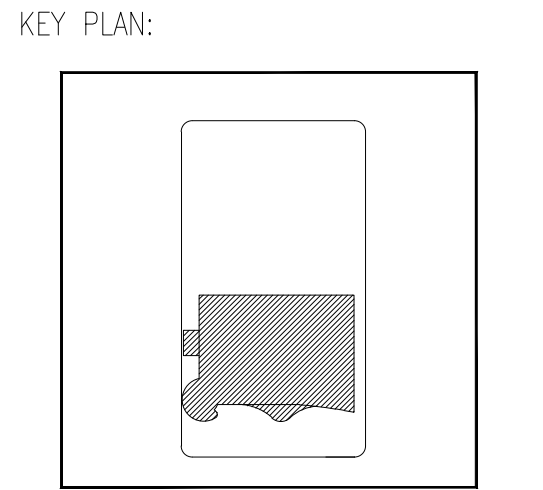


CLIENT: ALI RIZA (MINISTRY OF HEALTH)		
DESIGN AND CONSULTANCY: SIARCH PRIVATE LIMITED LONUZHAARAY MAGU, MALE', 20075, MALDIVES EMAIL: INFO@SIARCH.DESIGN HTTP://WWW.SIARCH.DESIGN		
KEY PLAN: 		
WARNING: <ul style="list-style-type: none">- This drawing shall not be used for construction unless certified.- Contractor to verify all dimensions of existing works on site before commencing any work or preparing shop drawings.- Do not scale drawings, use written dimensions only.- This drawing is to be read in conjunction with the specifications and conditions of contract.- This drawing and design is copyright and no portion may be reproduced without the permission of the Consultant		
REVISIONS		
NO	DESCRIPTION	DATE
PROJECT: PROPOSED 3 STOREY HOSPITAL		
PHASE: <input type="radio"/> CONCEPT DESIGN <input checked="" type="radio"/> DESIGN DEVELOPMENT <input type="radio"/> TENDER DOCUMENT <input type="radio"/> FOR CONSTRUCTION <input type="radio"/> AS BUILD DRAWINGS		
DESIGNATION	NAME	SIGNATURE
PROJECT MANAGER	SIARCH PVT. LTD.	
STR. ENGINEER	HUSSAIN SHIHAN	
CHIEF ARCHITECT	MOHAMMED SHAMIN	
CHECKED	MOHAMED SIRAJ	
DRAWN	YASHIKA	
DWG. NAME: ARCHITECTURAL		
ARCHITECTURAL DETAILS		
CODE COM-32	DATE 28-02-21	DWG. NO: AR42-B
FORMAT A2	A3	
SCALE -	- 1:50	ISSUE A
PDF FILE NAME:COM-32_MH_AR25_A		



CLIENT:
ALI RIZA
(MINISTRY OF HEALTH)

DESIGN AND CONSULTANCY:
SIARCH
PRIVATE LIMITED
LONUZIYAARIY MAGU, MALE' 20075, MALDIVES
EMAIL: INFO@SIARCH.DESIGN
HTTP://WWW.SIARCH.DESIGN



- WARNING:
- This drawing shall not be used for construction unless certified.
 - Contractor to verify all dimensions of existing works on site before commencing any work or preparing shop drawings.
 - Do not scale drawings, use written dimensions only.
 - This drawing is to be read in conjunction with the specifications and conditions of contract.
 - This drawing and design is copyright and no portion may be reproduced without the permission of the Consultant

REVISIONS		
NO	DESCRIPTION	DATE

PROJECT:

PROPOSED 3
STOREY HOSPITAL

- PHASE:
- ☐ CONCEPT DESIGN
 - ☒ DESIGN DEVELOPMENT
 - ☐ TENDER DOCUMENT
 - ☐ FOR CONSTRUCTION
 - ☐ AS BUILD DRAWINGS

DESIGNATION	NAME	SIGNATURE
PROJECT MANAGER	SIARCH PVT LTD	
STR. ENGINEER	HUSSAIN SHIHAN	
CHIEF ARCHITECT	MOHAMMED SHAMIN	
CHECKED	MOHAMMED SIRAJ	
DRAWN	YASHIKA	

DWG. NAME:

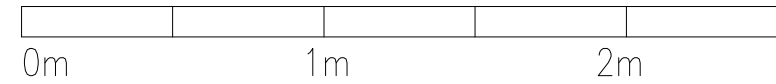
ARCHITECTURAL

ARCHITECTURAL
DETAILS

CODE COM-32	DATE 28-02-21	DWG. NO: AR43
FORMAT A2	A3	
SCALE - - 1:50	ISSUE A	
PDF FILE NAME:COM-32_MH_AR25 _A		

TYPICAL CURTAIN WALLS ASSEMBLING DETAILS

SCALE 1:10



GROUND FLOOR FINISHING SCHEDULE

	ROOM NAME/ NUMBER	FLOOR FINISHING	WALL FINISHING	CEILING FINISHING	
	GROUND FLOOR				
FRONT RECEPTION	MAIN RECEPTION	CT1	WP1	C3	
	MEETING			C3	
	PUBLIC RELATIONS				
	PANTRY				
INJECTION AREA	PHARMACY			CT1	C1
	OPD –A				
	WAITING				
	TREATMENT ROOM/ ECG				C1
INJECTION & DRESSING					
CAFE	CAFE - KITCHEN	CT2			C3
	CAFE - DINING	CT1			
	CAFE - OUTDOOR	CT2			
EMERGENCY ROOM	PROCEDURE ROOM	CT1			C1
	EMERGENCY DEPARTMENT	RT1			
	MEDICAL PREPARATION	CT1			
	MEDICAL STORE				
	DIRTY UTILITIES			C2	
	CLEAN UTILITIES				
	EQUIPMENT STORE			C1	
	BLOOD SAMPLE TAKING RM.				
	WAITING AREA			C3	
	BLOOD STORAGE			C1	
	DIRTY UTILITIES				
	LABORATORY	RS1			
	MICRO BIOLOGY	RS1			
	STAFF PANTRY	CT1			
	PHARMACY DRUGS STORAGE	CT1			
	STERILE AREA STORE	CT1			
X-RAY , OPD AREA	STAFF CHANGE	CT2		C2	
	CLEAN SUPPLY	CT1		C1	
	WASH & DISINFECTION	CT2		C2	
	CSSD CLEAN ROOM & PACKING	CT1		C1	
	CONTROL & PRINT				
	X-RAY	RS1		C2	
	CHANGE	CT2			
	SCAN ROOM	RS1		C1	
	OPD 6	CT1			
	OPD 5				
	OPD 4				
	OPD 3				
OPD 2					
OPD 1					

GROUND FLOOR FINISHING SCHEDULE

ROOM NAME/ NUMBER	FLOOR FINISHING	WALL FINISHING	CEILING FINISHING
GROUND FLOOR			
FLU CLINIC	JANITOR CLOSET	CT2	C2
	MEDICAL PREPARATION	CT1	C1
	MEDICAL STORE		C2
	EQUIPMENT STORE		
	CLEAN UTILITY		
	HOLDING ROOM. 1		
	HOLDING ROOM. 2		
	PPE DONNING	CT2	
	ISOLATION ROOM 1	CT1	C1
	ISOLATION ROOM 2		
	STAFF CHANGE		
	DIRTY UTILITY		C2
	PANTRY		C1
	FLU CLINIC		C2
	CONSULTATION		C1
CLINIC	FEEDING		C1
	STORAGE		C2
	CESSATION CLINIC		C1
	PUBLIC HEALTH ROOM		C1
	REPRODUCTIVE HEALTH		C1
	VACCINE STORAGE		C2
	KIDS PLAY INDOOR	RT1	C3
	ALL TOILETS	CT2	WT1
	ALL CORRIDORS	RT1	WP1

MATERIAL SCHEDULE

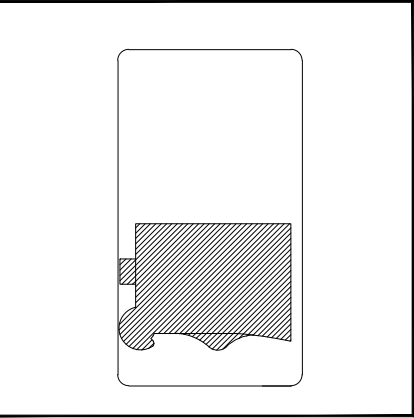
CODE	MATERIAL
CT1	600 X 600 PORCELAIN TILES
CT2	600 X 600 NONE-SLIP CERAMIC TILES
WT1	150 X 150 WALL TILES
F1	LIGHT GREY LINOLEUM FLOORING
ST1	STONE PATTERN WHITE TILES
RT1	ANTI SLIP RUBBER FLOORING
RS1	RESIN FLOORING
WP1	WALL PAINT
C1	GYPSUM BOARD FLAT CEILING
C2	PLASTER BOARD FLAT CEILING
C3	GYPSUM BOARD FEATURE CEILING

CLIENT:
ALI RIZA
(MINISTRY OF HEALTH)

DESIGN AND CONSULTANCY:

SIARCH

PRIVATE LIMITED
LONUZIYAARAIY MAGU,MALE',20075,MALDIVES
EMAIL: INFO@SIARCH.DESIGN
HTTP://WWW.SIARCH.DESIGN

KEY PLAN:


WARNING:

- This drawing shall not be used for construction unless certified.

- Contractor to verify all dimensions of existing works on site before commencing any work or preparing shop drawings.

- Do not scale drawings, use written dimensions only.

- This drawing is to be read in conjunction with the specifications and conditions of contract.

- This drawing and design is copyright and no portion may be reproduced without the permission of the Consultant

REVISIONS

NO	DESCRIPTION	DATE

PROJECT:

PROPOSED 3
STOREY HOSPITAL

PHASE:

☐ CONCEPT DESIGN

☒ DESIGN DEVELOPMENT

☐ TENDER DOCUMENT

☐ FOR CONSTRUCTION

☐ AS BUILD DRAWINGS

DESIGNATION	NAME	SIGNATURE
PROJECT MANAGER	SIARCH PVT LTD	
STR. ENGINEER	HUSSAIN SHIHAN	
CHIEF ARCHITECT	MOHAMMED SHAMIN	
CHECKED	MOHAMED SIRAJ	
DRAWN	YASHIKA	

DWG. NAME:

ARCHITECTURAL

FINISHING SCHEDULE
GROUND FLOOR

CODE	DATE	DWG. NO:
COM-32	28-02-21	AR44
FORMAT	A2A3	
SCALE	- - -	ISSUE A
PDF FILE NAME:COM-32_MH_AR37_A		

1ST FLOOR FINISHING SCHEDULE

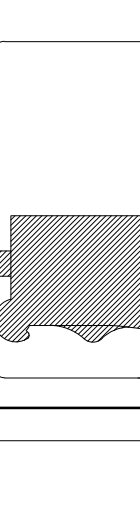
ROOM NAME/ NUMBER		FLOOR FINISHING	WALL FINISHING	CEILING FINISHING
FIRST FLOOR				
WARD AREA	KIDS PLAYING ROOM	RT1	WP1	C3
	PEDIATRIC WARD			C1
	EQUIPMENT STORE	CT1		C2
	JANITOR CLOSET	CT2		
	DIRTY UTILITIES	CT1		
	CLEAN UTILITIES			
	MEDICAL STORE			
	MEDICAL PREPARATION	RT1		C1
	GYNECOLOGY WARD			
	MEDICAL WARD MEN			
	MEDICAL WARD WOMEN			
	SURGICAL WARD	CT1		
	STAFF REST ROOM			
	BRIEFING AREA			
DIRTY LINEN				
OPERATION THEATER AREA	CLEAN UTILITIES	CT1	C2	
	SUB STERILE CLEAN UTILITY AREA			
	DIRTY UTILITIES ROOM			
	COLLECTION & PACKING AREA		C1	
	SITTING AREA		C3	
	CHANGING RM. 1	CT2	C2	
	CHANGING RM. 2			
	STERILE STORE	CT1		
	GENERAL STORE			
	OPERATING THEATRE	RS1	C1	
	PREPARATION & RECOVERY ROOM	CT1	C2	
	MEDICAL STORE		C1	
MEDICAL PREPARATION				
EQUIPMENT ROOM	C2			
CLEAN UTILITY				
DIRTY UTILITY				
DELIVERY SUITE	RS1	C1		
SCRUB UP	CT1	C2		
CLEAN UTILITY				
STERILE STORE				
CHANGING RM.	CT2			
STAFF LOUNGE	CT1	C1		
PRE-DELIVERY SUITE				

1ST FLOOR FINISHING SCHEDULE

	ROOM NAME/ NUMBER	FLOOR FINISHING	WALL FINISHING	CEILING FINISHING
	FIRST FLOOR			
BIRTHING AREA	N.I.C.U	RS1	WP1	C1
	BABY WASH	CT2		
	MOTHERS FEEDING			
IC UNIT AREA	MEDICAL STORE	CT1		C2
	MEDICAL PREPARATION			C1
	CLEAN UTILITY			C2
	DIRTY UTILITY			
	EQUIPMENT ROOM			
	IC UNIT 1	RT1		C1
	IC UNIT 2			
	IC UNIT 3			
	ISOLATION IC UNIT			
ALL TOILETS	CT2	WT1	C2	
ALL CORRIDORS	RT1	WP1	C3	

MATERIAL SCHEDULE

CODE	MATERIAL
CT1	600 X 600 PORCELAIN TILES
CT2	600 X 600 NONE-SLIP CERAMIC TILES
WT1	150 X 150 WALL TILES
F1	LIGHT GREY LINOLEUM FLOORING
ST1	STONE PATTERN WHITE TILES
RT1	ANTI SLIP RUBBER FLOORING
RS1	RESIN FLOORING
WP1	WALL PAINT
C1	GYPSUM BOARD FLAT CEILING
C2	PLASTER BOARD FLAT CEILING
C3	GYPSUM BOARD FEATURE CEILING

<div style="display: flex; justify-content: space-between;"><div>CLIENT: ALI RIZA (MINISTRY OF HEALTH)</div><div>DESIGN AND CONSULTANCY: SIARCH <small>PRIVATE LIMITED</small> LONUZIYAARAIY MAGU,MALE*,20075,MALDIVES EMAIL: I N F O @ S I A R C H . D E S I G N H T T P : / / W W W . S I A R C H . D E S I G N</div></div>		
KEY PLAN: <div style="text-align: center; height: 150px;"></div>		
WARNING: <ul style="list-style-type: none">- This drawing shall not be used for construction unless certified.- Contractor to verify all dimensions of existing works on site before commencing any work or preparing shop drawings.- Do not scale drawings, use written dimensions only.- This drawing is to be read in conjunction with the specifications and conditions of contract.- This drawing and design is copyright and no portion may be reproduced without the permission of the Consultant		
REVISIONS		
NO	DESCRIPTION	DATE
PROJECT: <div style="text-align: center; padding: 20px;"><h2>PROPOSED 3 STOREY HOSPITAL</h2></div>		
PHASE: <div style="display: flex; flex-direction: column; align-items: flex-start;"><div><input type="radio"/> CONCEPT DESIGN</div><div><input checked="" type="radio"/> DESIGN DEVELOPMENT</div><div><input type="radio"/> TENDER DOCUMENT</div><div><input type="radio"/> FOR CONSTRUCTION</div><div><input type="radio"/> AS BUILD DRAWINGS</div></div>		
DESIGNATION	NAME	SIGNATURE
PROJECT MANAGER	SIARCH PVT LTD	
STR. ENGINEER	HUSSAIN SHIHAN	
CHIEF ARCHITECT	MOHAMMED SHAMIN	
CHECKED	MOHAMED SIRAJ	
DRAWN	YASHIKA	
DWG. NAME: <div style="text-align: center; padding: 20px;"><h2>ARCHITECTURAL</h2></div>		
FINISHING SCHEDULE FIRST FLOOR		
CODE COM-32	DATE 28-02-21	
FORMAT	A2	A3
SCALE	-	-
DWG. NO: <div style="text-align: center; font-size: 24px;">AR45</div>		ISSUE A
PDF FILE NAME:COM-32_MH_AR38_A		

2ND FLOOR FINISHING SCHEDULE

ROOM NAME/ NUMBER	FLOOR FINISHING	WALL FINISHING	CEILING FINISHING
SECOND FLOOR			
THERAPY AREA	EXERCISE ROOM	RT1	C3
	MASSAGE ROOM 1		C1
	MASSAGE ROOM 2		
	MASSAGE ROOM 3		
HYDROTHERAPY	CT1		
SPEECH THERAPY			
SUPERVISOR OFFICE			
STAFF PANTRY			
WAITING AREA	F1	C3	
FAMILY WAITING AREA			
PRIVATE ROOM 1			
PRIVATE ROOM 2			
PRIVATE ROOMS	PRIVATE ROOM 3	CT1	C2
	PRIVATE ROOM 4		
	PRIVATE ROOM 5		
	DIRTY UTILITIES		
MEDICAL STORE	CT1	C1	
CLEAN UTILITIES			
NURSE REST ROOM			
CANTEEN	CANTEEN		CT2
	PRAYER ROOM	CT1	C2
	PREPARATION ROOM		
MAINTENANCE ROOM			
STORAGE			
AUDITORIUM	TRAINING ROOM	RT1	C1
	MULTI PURPOSE HALL		C3
	MAINTENANCE WORKSHOP		C1
PUBLIC HEALTH UNIT	RECEPTION		CT1
	MANAGER	C1	
	PUBLIC HEALTH UNIT		
	ADMIN AREA		
	FILLING AREA		
	PANTRY	C2	
	STORE		
	VACCINE STORE ROOM		
	BUDGET		

2ND FLOOR FINISHING SCHEDULE

	ROOM NAME/ NUMBER	FLOOR FINISHING	WALL FINISHING	CEILING FINISHING	
SECOND FLOOR					
OFFICE	RECEPTION	CT1	WP1	C3	
	SERVER ROOM	RT1		C1	
	CONFERENCE ROOM			C3	
	MEETING			C1	
	ZV ROOM	CT1			
	OFFICE WORKING AREA	RT1			
	MANAGER	CT1			C1
	ADMIN				
	BUDGET			C2	
	MAINTENANCE				
	STOCK			C1	
	PANTRY			C2	
	FILING AREA				
	ALL TOILETS	CT2	WT1	C2	
	ALL CORRIDORS	RT1	WP1	C3	

TERRACE FLOOR FINISHING SCHEDULE

ROOM NAME/ NUMBER	FLOOR FINISHING	WALL FINISHING	CEILING FINISHING
TERRACE FLOOR			
OPEN AREA	CT2	WP1	NO CEILING

MATERIAL SCHEDULE

CODE	MATERIAL
CT1	600 X 600 PORCELAIN TILES
CT2	600 X 600 NONE-SLIP CERAMIC TILES
WT1	150 X 150 WALL TILES
F1	LIGHT GREY LINOLEUM FLOORING
ST1	STONE PATTERN WHITE TILES
RT1	ANTI SLIP RUBBER FLOORING
RS1	RESIN FLOORING
WP1	WALL PAINT
C1	GYPSUM BOARD FLAT CEILING
C2	PLASTER BOARD FLAT CEILING
C3	GYPSUM BOARD FEATURE CEILING

CLIENT:

ALI RIZA
(MINISTRY OF HEALTH)

DESIGN AND CONSULTANCY:

SIARCH

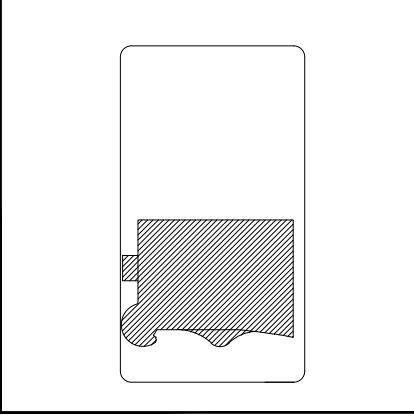
PRIVATE LIMITED

LONUZIYAARAY MAGU,MALE',20075,MALDIVES

EMAIL: INFO@SIARCH.DESIGN

HTTP://WWW.SIARCH.DESIGN

KEY PLAN:



WARNING:

- This drawing shall not be used for construction unless certified.

- Contractor to verify all dimensions of existing works on site before commencing any work or preparing shop drawings.

- Do not scale drawings, use written dimensions only.

- This drawing is to be read in conjunction with the specifications and conditions of contract.

- This drawing and design is copyright and no portion may be reproduced without the permission of the Consultant

REVISIONS

NO	DESCRIPTION	DATE

PROJECT:

PROPOSED 3
STOREY HOSPITAL

PHASE:

☐ CONCEPT DESIGN

☒ DESIGN DEVELOPMENT

☐ TENDER DOCUMENT

☐ FOR CONSTRUCTION

☐ AS BUILD DRAWINGS

DESIGNATION	NAME	SIGNATURE
PROJECT MANAGER	SIARCH PVT LTD	
STR. ENGINEER	HUSSAIN SHIHAN	
CHIEF ARCHITECT	MOHAMMED SHAMIN	
CHECKED	MOHAMED SIRAJ	
DRAWN	YASHIKA	

DWG. NAME:

ARCHITECTURAL

FINISHING SCHEDULE
SECOND & TERRACE
FLOOR

CODE COM-32	DATE 28-02-21	DWG. NO: AR46
FORMAT	A2 A3	
SCALE	- - -	ISSUE A
PDF FILE NAME:COM-32_MH_ AR39_A		

MILANDHOO HOSPITAL
MILANDHOO, MALDIVES
STRUCTURAL DRAWINGS
13.03.2021

SIARCH
PRIVATE LIMITED
LONUZIYAARAIY MAGU, MALE', 20075, MALDIVES
EMAIL: INFO@SIARCH.DESIGN
HTTP://WWW.SIARCH.DESIGN

MILANDHOO HOSPITAL
MILANDHOO, MALDIVES
STRUCTURAL DRAWINGS
13.03.2021

SIARCH
PRIVATE LIMITED
LONUZIYAARAIY MAGU, MALE', 20075, MALDIVES
EMAIL: INFO@SIARCH.DESIGN
HTTP://WWW.SIARCH.DESIGN

MILANDHOO HOSPITAL, MILANDHOO, MALDIVES

DRAWING INDEX

PROJECT CODE: COM-32
CLIENT: ALI RIZA (MINISTRY OF HEALTH)
BUILDING: MILANDHOO HOSPITAL
BUILDING CODE: MLD
DWG FILE NAME: MLD_COM-29

				DRAWING TITLE				
BLDN.CODE.	DISC.	NO.	PDF FILE NAME	PRIMARY	SECONDARY	SCALE	FORMAT	DATE
MLD	ST	00	COM-32_MH_ ST00 _A	DRAWING REGISTRY		-	A3	13TH MAR 2021
MLD	ST	01	COM-32_MH_ ST01 _A	COLUMN SETTING OUT PLAN		1:100	A1	13TH MAR 2021
MLD	ST	02	COM-32_MH_ ST02 _A	FOUNDATION PLAN		1:100	A1	13TH MAR 2021
MLD	ST	03	COM-32_MH_ ST03 _A	FIRST FLOOR BEAM & SLAB PLAN		1:100	A1	13TH MAR 2021
MLD	ST	04	COM-32_MH_ ST04 _A	2ND FLOOR BEAM & SLAB PLAN		1:100	A1	13TH MAR 2021
MLD	ST	05	COM-32_MH_ ST05 _A	ROOF SLAB BEAM & SLAB PLAN		1:100	A1	13TH MAR 2021
MLD	ST	06	COM-32_MH_ ST06 _A	LIFT AND STAIR ROOF BEAM & SLAB PLAN		1:100	A1	13TH MAR 2021
MLD	ST	07	COM-32_MH_ ST07 _A	LIFT DETAILS		1:20	A3	13TH MAR 2021

CLIENT:

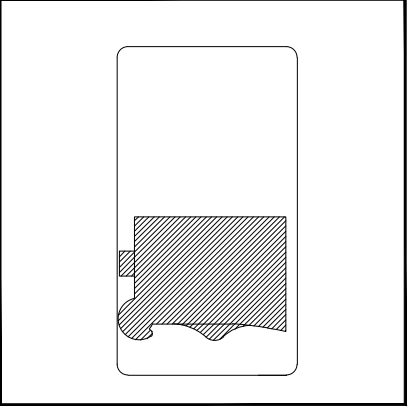
ALI RIZA
(MINISTRY OF HEALTH)

DESIGN AND CONSULTANCY:

SIARCH

PRIVATE LIMITED
LONUZIYARAIY MAGU,MALE',20075,MALDIVES
EMAIL: INFO@SIARCH.DESIGN
HTTP://WWW.SIARCH.DESIGN

KEY PLAN:



WARNING:

- This drawing shall not be used for construction unless certified.

- Contractor to verify all dimensions of existing works on site before commencing any work or preparing shop drawings.

- Do not scale drawings, use written dimensions only.

- This drawing is to be read in conjunction with the specifications and conditions of contract.

- This drawing and design is copyright and no portion may be reproduced without the permission of the Consultant

REVISIONS

NO	DESCRIPTION	DATE

PROJECT:

PROPOSED 3
STOREY HOSPITAL

PHASE:

☐ CONCEPT DESIGN

☒ DESIGN DEVELOPMENT

☐ TENDER DOCUMENT

☐ FOR CONSTRUCTION

☐ AS BUILD DRAWINGS


DESIGNATION	NAME	SIGNATURE
PROJECT MANAGER	SIARCH PVT LTD	
STR. ENGINEER	HUSSAIN SHIHAN	
ARCHITECT	MOHAMMED SHAMIN	
CHECKED	MOHAMED SIRAJ	
DRAWN	YASHIKA	

DWG. NAME:

STRUCTURAL

DRAWING REGISTRY

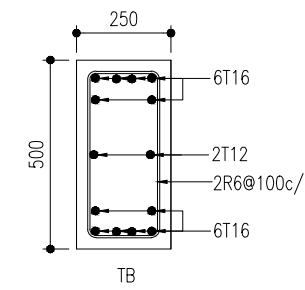
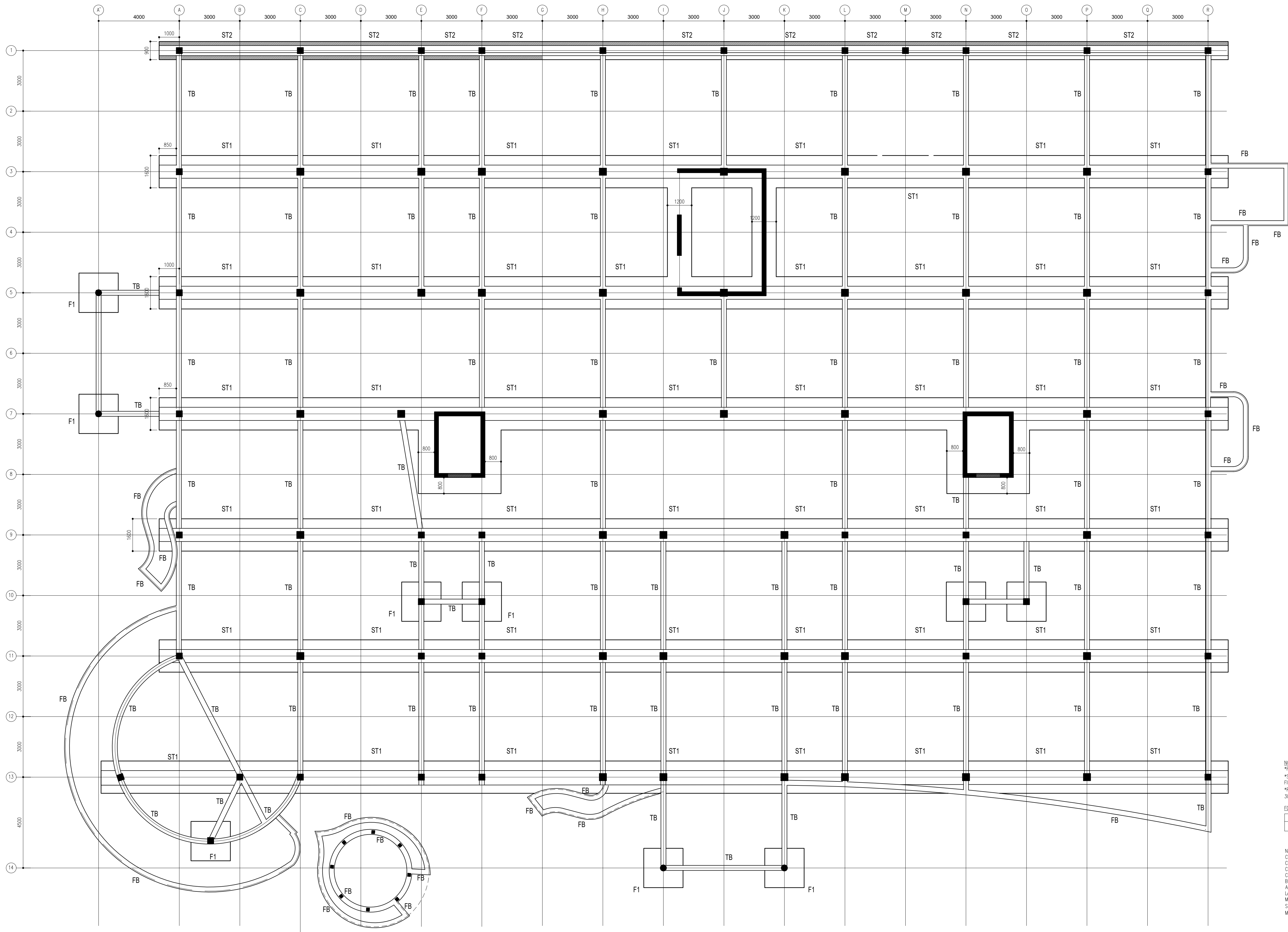
CODE	DATE	DWG. NO:
COM-32	18-09-17	ST00
FORMAT	A1 A2 A3	
SCALE	- - 1:100	ISSUE
PDF FILE NAME:COM-32_MHST00 _A		



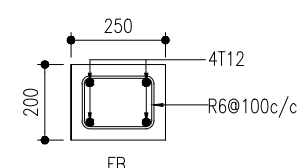
CODE COM-32	DATE 16-01-2021			DWG. NO. ST01
FORMAT	A1	A2	A3	
SCALE	1:100	-	-	ISSUE B

PDF FILE NAME: COM-29_MH_ST01_A

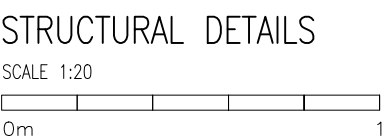
NOTE:
COVER TO FOUNDATION = 50MM
COVER TO SLAB = 25-30MM
COVER TO BEAM = 30-35MM
COVER TO COLUMN = 35-40MM
BEAMS BEND-UP BARS = 12XDIA
ANCHOR BARS = 55XDIA
LAPPING BARS = 45XDIA
MID BARS = 0.85 X SPAN
SUPPORT BARS = 1/3 X SPAN
MIX RATIO = 1:2:3 (CEMENT : SAND : AGGREGATE)



TIE BEAM DETAIL
SCALE 1:20



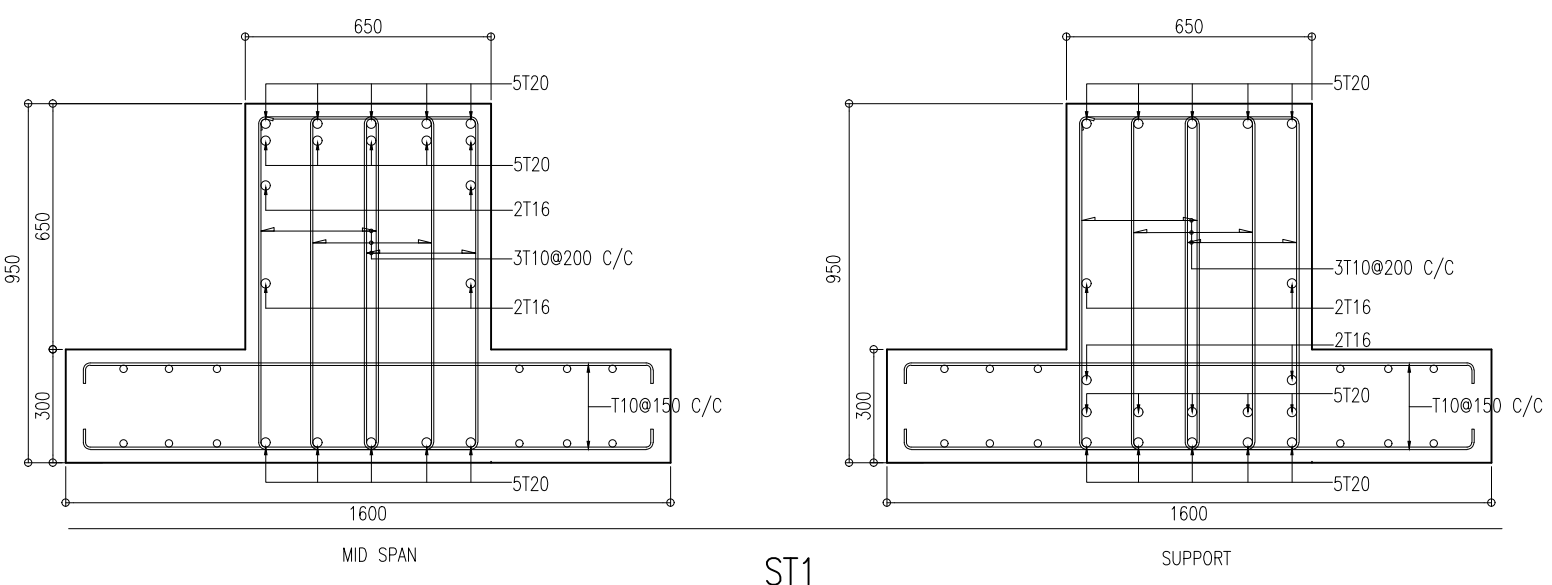
FOUNDATION BEAM DETAIL
SCALE 1:20



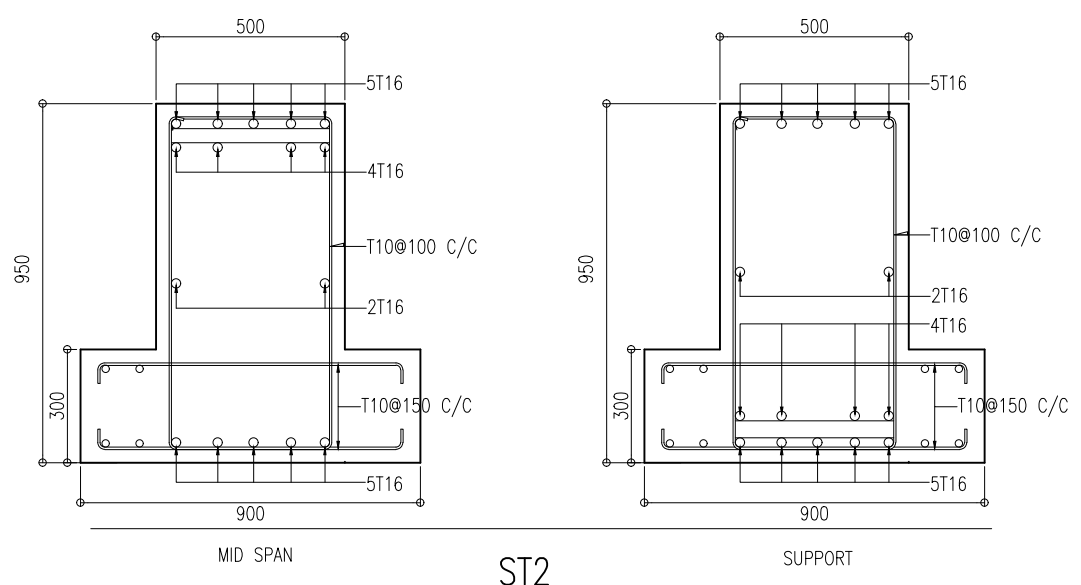
NOTES:
*FOUNDATION DEPTH : 1800MM
*SOLID BLOCK WALLS UP TO FINISH FLOOR LEVEL.
*RAFT SLAB UNDER LIFT WALL AND RC WALL AREA 300MM -> T10@100 c/c, BW(T/B)

TYPE	SIZE (mm)	R/F detail
F1	1950 x 1950 x 350	T12@75c/c BW(B)

NOTE:
COVER TO FOUNDATION = 50MM
COVER TO SLAB = 25-30MM
COVER TO BEAM = 30-35MM
COVER TO COLUMN = 35-40MM
BEAMS BEND-UP BARS = 12XDA
ANCHOR BARS = 55XDA
LAPPING BARS = 45XDA
MID BARS = 0.85 X SPAN
SUPPORT BARS = 1/3 X SPAN
MIX RATIO = 1:2:3 (CEMENT : SAND : AGGREGATE)




ST1



ST2

STRUCTURAL DETAILS
SCALE 1:20
0m 1m



FOUNDATION PLAN
SCALE 1:100

CLIENT:
AL RIZA
(MINISTRY OF HEALTH)

DESIGN AND CONSULTANCY:
SIARCH
P R I V A T E L I M I T E D
LONJIZHARAY MAGUMALE 20075 MALDIVES
EMAIL: I N F O @ S I A R C H . D E S I G N
H T T P : / / W W W . S I A R C H . D E S I G N

KEY PLAN:

WARNING:
- This drawing shall not be used for construction unless certified.
- Contractor to verify all dimensions of existing works on site before commencing any work or preparing shop drawings, use written dimensions only.
- This drawing is to be read in conjunction with the specifications and conditions of contract.
- This drawing and design is copyright and no portion may be reproduced without the permission of the Consultant

REVISIONS
NO DESCRIPTION DATE

PROJECT:
PROPOSED 3
STOREY HOSPITAL

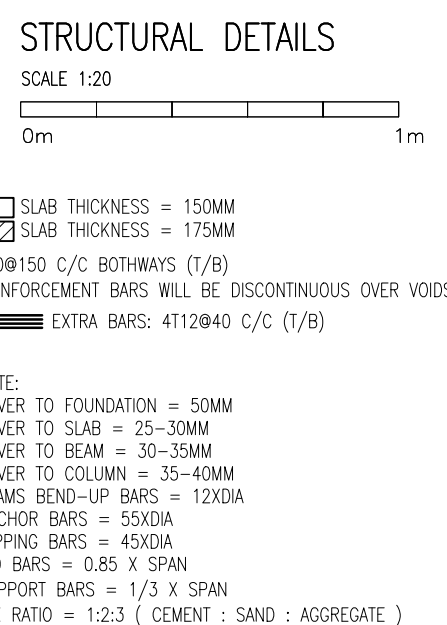
PHASE:
☐ CONCEPT DESIGN
☒ DESIGN DEVELOPMENT
☐ TENDER DOCUMENT
☐ FOR CONSTRUCTION
☐ AS BUILD DRAWINGS

DESIGNATION NAME SIGNATURE
DESIGN BY: SIARCH PVT LTD
STR. ENGINEER: HUSSAIN SHIHAN
ARCHITECT: MOHAMED SIRAJ
CHECKED: MOHAMED SIRAJ
DRAWN: YASHIRA

DWG. NAME:
HOSPITAL PROJECT

GROUND FLOOR DOORS & WINDOWS KEY PLAN

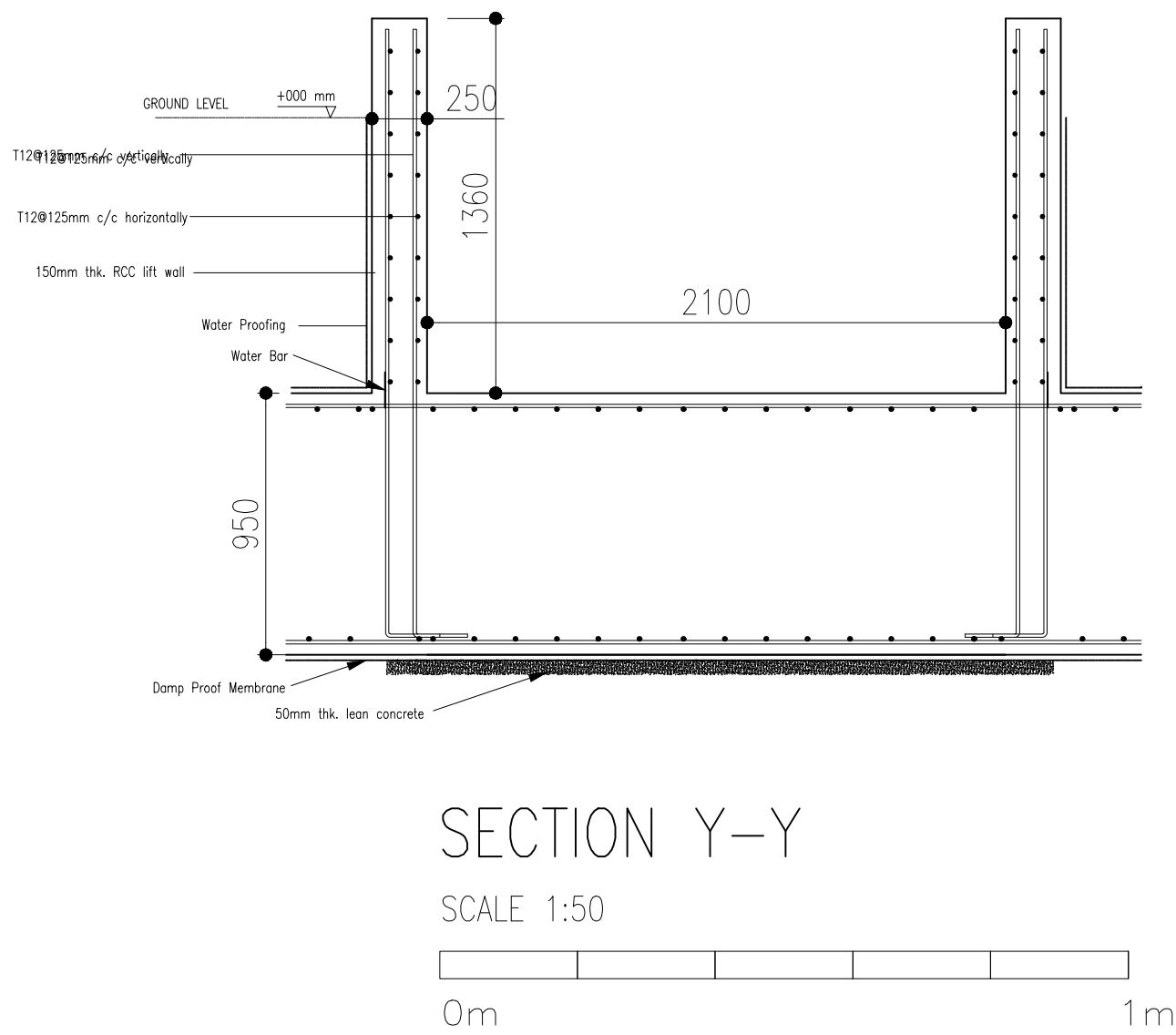
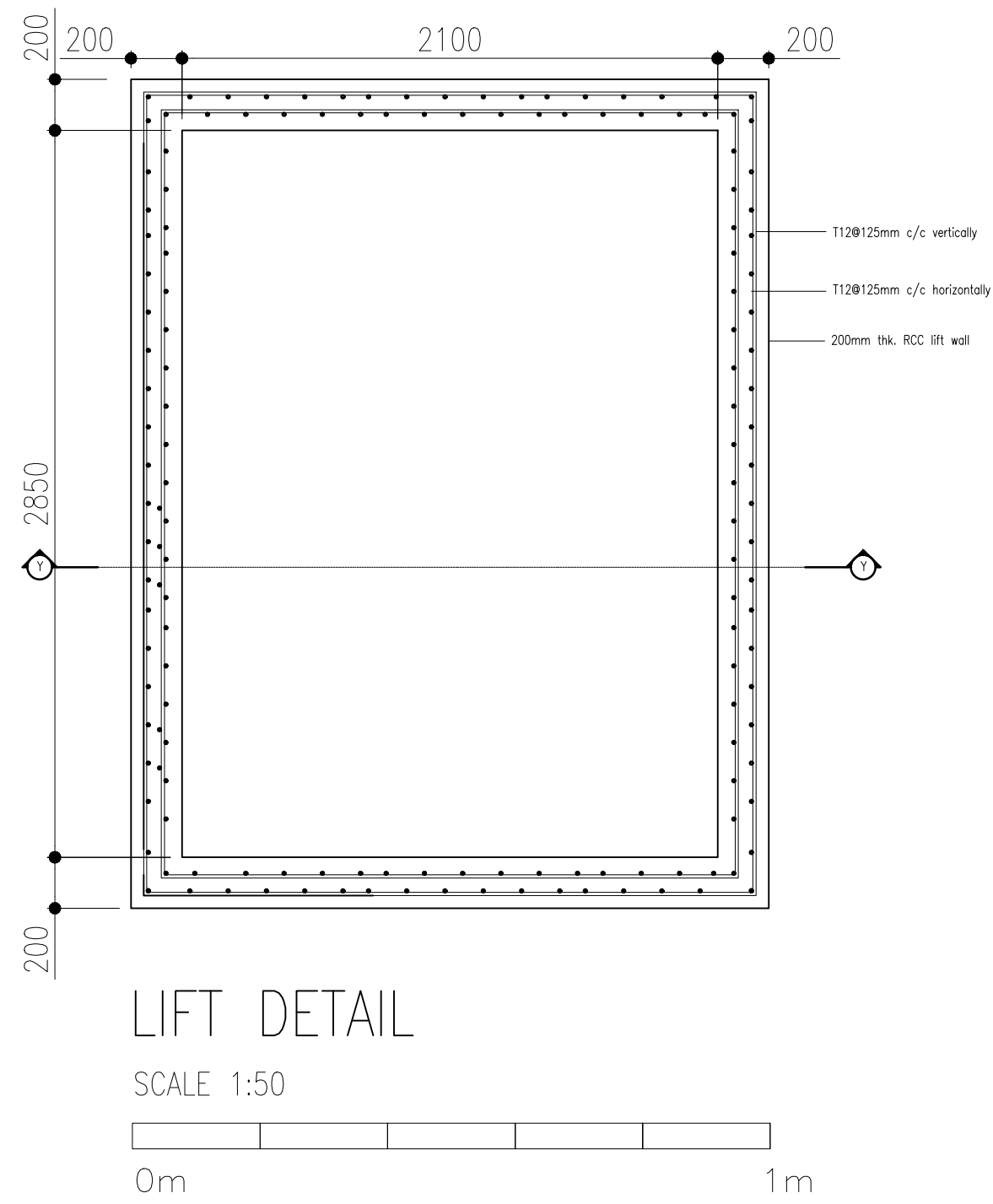
CODE: COM-32 DATE: 16-01-2021 DWG. NO: ST02
FORMAT: A1 A2 A3
SCALE: 1:100 - - - ISSUE: B
PDF FILE NAME: COM-29_MH_ST02_A



CODE COM-32	DATE 16-01-2021			DWG. NO: ST03
FORMAT	A1	A2	A3	
SCALE	1:100	-	-	ISSUE B

PDF FILE NAME: COM-29_MH_ST03_A





NOTE: LIFT R.C WALL IS TO BE 250MM FROM THE FOUNDATION LEVEL TO GROUND FLOOR LEVEL AND THE FROM THE REST IS GOING TO BE 200MM THICK.

CLIENT:

ALI RIZA
(MINISTRY OF HEALTH)

DESIGN AND CONSULTANCY:

SIARCH

PRIVATE LIMITED

LONUZIYARAY MAGUMALE,20075,MALDIVES

EMAIL: T.N.F. @ SIARCH.DESIGN

HTTP://WWW.SIARCH.DESIGN

KEY PLAN:

WARNING:

- This drawing shall not be used for construction unless certified.

- Contractor to verify all dimensions of existing works on site before commencing any work or preparing shop drawings.

- Do not scale drawings, use written dimensions only.

- This drawing is to be read in conjunction with the specifications and conditions of contract.

- This drawing and design is copyright and no portion may be reproduced without the permission of the Consultant

REVISIONS		
NO	DESCRIPTION	DATE

PROJECT:

PROPOSED 3
STOREY HOSPITAL

PHASE:

☐ CONCEPT DESIGN

☒ DESIGN DEVELOPMENT

☐ TENDER DOCUMENT

☐ FOR CONSTRUCTION

☐ AS BUILD DRAWINGS

DESIGNATION	NAME	SIGNATURE
PROJECT MANAGER	SIARCH PVT LTD	
STR. ENGINEER	HUSSAIN SHIHAN	
ARCHITECT	MOHAMMED SHAMIN	
CHECKED	MOHAMED SIRAJ	
DRAWN	YASHIKA	

DWG. NAME:

STRUCTURAL

LIFT DETAIL

CODE	DATE	DWG. NO:
COM-32	18-09-17	ST07
FORMAT	A1 A2 A3	
SCALE	- - 1:20	ISSUE A
PDF FILE NAME:COM-32_MH_ST07_A		