




Ministry of Finance



Government Budget



Contents

Economic Condition and Outlook 16

1.	Overview	17
2.	Global Economic Conditions and Outlook	17
3.	Domestic Economic Conditions and Outlook	19

Fiscal Policy 28

1.	Overview	28
2.	Medium-Term Fiscal Strategy	29
3.	Budget 2023	29

Government Revenue 35

1.	Overview	35
2.	Tax Revenue	38
3.	Non-Tax Revenue	43
4.	Other income	44
5.	Grants	45

Government Expenditure 46

1.	Overview	46
2.	Budget 2022	47
3.	Budget 2023	49
4.	Major Components of the Budget	51
5.	New Policy Initiatives	60
6.	Debt Servicing	60

Budget Deficit, Debt and Financing 62

1.	Overview	62
2.	Budget Deficit	62
3.	Budget Financing	63
4.	Public Debt	65

Fiscal Risk Statement 71

1.	Overview	71
2.	Economic Risks	73
3.	Revenue Risks	77
4.	Expenditure Risks	81
5.	Fiscal Risks from Mega Projects	84
6.	Financing Risks	87
7.	Public Debt Risks	88
8.	Risks due to SOEs	93
9.	Council Fiscal Risks	96
10.	Disaster Risks	97
11.	Financial Risks	99

Information Boxes

104

1.	Information Box 1: Energy Subsidy	104
2.	Information Box 2: Transport Subsidy	107
3.	Information Box 3: Tax Expenditure	109
4.	Information Box 4: GST Rate Change	116
5.	Information Box 5: Budgetary Expenditure on Higher Education	118
6.	Information Box 6: Housing Market	122
7.	Information Box 7: Expenditure on Employees and Pension	124
8.	Information Box 8: Covid-19 Policies	128

Budget Approved by Majilis

130

2.1	Public Fund Summary	131
2.2	Budget Summary and Financing	132
2.3	Approved Budget for 2023	134
2.4	Summary of Central Government Finance (GFS 1986)	136
2.5	Central Government Revenue and Grants (GFS 1986)	137
2.6	Economic Classification of Central Government Expenditure and Net Lending (GFS 1986)	138
2.7	Functional Classification of Central Government Capital Expenditure (GFS 1986)	139
2.8	Foreign Grants by Principal Donors (GFS 1986)	140
2.9	Expenditure on Major Projects Financed by Foreign Loans (GFS 1986)	141
2.10	Foreign Loans by Lending Agency (GFS 1986)	143

Government Receipts

144

3.1	Total Revenue and Grants	145
3.2	Revenue By Office	151
3.3	Grant Donors	158
3.4	Loan Donors	160

Government Budget

161

4.1	Economic Classification of Government Budget	162
4.2	Functional Classification of Government Expenditure	168
4.3	Program Budgets of Accountable Government Agencies	170
4.4	Government Domestic Expenditure by Office	181
4.5	Total Budget by Accountable Government Agencies	194
4.6	Special Budget	208
4.7	Pension Budget	212
4.8	New Policy Initiatives	214
4.9	Employee Emoluments for 2023	219

Public Sector Investment Program

221

5.1	Public Sector Investment Programs by Function	222
5.2	Public Sector Investment Programs by Island	224
5.3	Other Projects by Fund	345

Abbreviations

ADB	Asian Development Bank
ADF	Airport Development Fee
AFD	Agence Française de Développement
AFPPD	Asian Forum for Parliamentarians on Population and Development
AIIB	Asian Infrastructure Investment Bank
ASC	Airport Service Charge
BPT	Business Profit Tax
BOP	Balance of Payment
COFOG	Classification of Functions of the Government
COP	Conference of Parties
CPI	Consumer Price Index
CIF	Cost, Insurance, and Freight (CIF)
DSSI	Debt Service Suspension Initiative
EIB	European Investment Bank
FAO	Food and Agricultural Organization
FBO	Foreign Business Organization
FOB	Free on Board
GDP	Gross Domestic Product
GEF	Global Environment Facility
GFS	Government Finance Statistics
GGST	General Goods and Services Tax
GST	Goods and Service Tax
IDA	International Development Association (World Bank)
IDB	Islamic Development Bank
IFAD	International Fund for Agricultural Development
IMF	International Monetary Fund

ISESCO	Islamic Educational, Scientific and Cultural Organization
IUTL	International Union against Tuberculosis and Lung Disease
LBO	Local Business Organization
MRDC	Maldives Road Development Corporation
NGO	Non-Government Organization
OECD	Organization for Economic Co-operation and Development
OFID	OPEC Fund for International Development
PPP	Public-Private Partnership
PSIP	Public Sector Investment Programme
PEFA	Public Expenditure and Financial Accountability
SDF	Sovereign Development Fund
STO	State Trading Organization
TGST	Tourism Goods and Services Tax
UN	United Nations
UNDP	United Nations Development Programme
UNESCAP	United Nations Economic and Social Commission for Asia and the Pacific
UNESCO	United Nations Educational, Scientific and Cultural Organization
UNEP	United Nations Environment Programme
UNFCCC	United Nations Framework Convention on Climate Change
UNFPA	United Nations Fund for Population Activities
UNICEF	United Nations International Children's Emergency Fund
UNIDO	United Nations Industrial Development Organization
UNITAR	United Nations Institute for Training and Research
UNOPS	United Nations Office for Project Services
UNSD	United Nations Statistics Division
WHO	World Health Organization

Executive Summary

FISCAL POLICY AND BUDGET AIM

The main objective of the 2023 budget is to ensure fiscal and debt sustainability by mitigating the increased risks caused by the economic crisis of Covid-19, the Russia-Ukraine war and rising commodity prices in the global economy.

In addition, the budget will provide fiscal space required to implement presidential pledges and the National Resilience and Recovery Plan. The budget also targets to ensure the completion of ongoing projects and reap the benefits of these assets as the past three years have seen many investments that will increase the productive capacity of the Maldives.

In the Fiscal Strategy 2023 – 2025, four fiscal anchors were proposed to ensure fiscal and debt sustainability in the medium term and to determine the constraints on the implementation of Fiscal Policy. They are:

1. Reduce the Public Debt (excluding Guaranteed Debt) to 100.0 percent of the GDP by 2025.
2. Reduce the Primary Budget Deficit below 5.0 percent of the GDP by 2023, and ensure that this deficit does not exceed beyond this limit in the medium-term.
3. Ensure that the Debt as a share of GDP is on a declining path.
4. Ensure that Recurrent Expenditures do not exceed total Revenues (excluding Grants) and maintain it at this level in the long term.

The Budget 2023 reflects changes to revenue and expenditure policies to achieve the targets set by the Medium-term Fiscal Strategy. These policies include New Revenue Measures (NRMs) and Cost-reduction measures, with the aim of reducing the Overall Budget Deficit by 3 percent of GDP from both sets of policy measure. As NRMs, revisions to the rates of General GST (GGST) from 6 to 8 percent and Tourism GST (TGST) from 12 to 16 percent have been proposed. To control the rate of increase in Government Expenditures, efficiency measures to subsidies by moving towards a targeted direct subsidy regime are proposed to ensure fiscal sustainability of government spending on subsidies. Furthermore, policies to reduce the wasteful expenditure on Aasandha and reducing price of medical consumables are also proposed along with this Budget.

ECONOMIC CONDITION AND OUTLOOK

The economy grew rapidly in 2021 and is expected grow significantly in 2022 as the economy recovers from the slowdown caused by the Covid-19 pandemic, reaching pre-pandemic levels by the end of this year. Similarly, Maldivian economy is expected to grow by 7.6 percent in 2023. Tourist arrivals increased in 2021 due to the easing of Covid-19 related strict worldwide travel restrictions. Similar increases in tourist arrivals are expected in 2022 and 2023 as well. Given the Maldivian economy's dependence on the tourism sector, spillovers from the positive performance of this sector will likely be reflected in the overall performance of the economy. Economic growth is expected to maintain a rapid pace in the medium-term too.

About 1.8 million tourists are expected to visit Maldives in 2023, surpassing pre-pandemic tourist arrivals. As the Maldives opened its borders prior to other destinations, the number of tourists visiting Maldives and the number of bed nights increased. The rapid growth of the tourism sector will also be translated into other related sectors to tourism. Nevertheless, tourism sector faces a downside risk of not reaching pre-pandemic level in 2023 resulting from the economic recession experienced by most of the advanced economies. On the other hand, resuming travel from China is an upside risk to the current forecasts.

With rising global commodity prices and changes to domestic policies, prices in the country are expected to rise this year and the next, with inflation expected to rise to 5.4 percent in 2023. From 2021 onwards, the prices of imported goods have also hiked as the prices in the world market increased. Despite the high rates of inflation experienced several other countries due the increase of global oil prices in 2022, the primary reason for the low inflation rate in the Maldives in 2022 is the government policy of electricity price controls. Nevertheless, the increase in global fuel prices resulted in increased costs of imports, and is likely to reduce Gross International Reserves at the end of 2022 compared to previous forecasts.

GOVERNMENT REVENUE AND EXPENDITURE

The total revenue and grants estimated for 2023 is MVR 32,098.3 million. This includes the expected increase in revenues from the revision of GST rates of MVR 3,654.2 million. The total tax revenue estimated for the year is MVR 23,539.9 million and non-tax revenues amount to MVR 6,352.4 million. Since the economy and the tourism sector did not fully recover and due to the ease given to taxpayers on compliance, total revenue of the government did not reach pre-pandemic levels in 2021. However, owing to the recovery in the economy, government revenues is also expected to increase this year. Despite the increase in revenue, the overall budget deficit increased as the growth in total expenditure outpaced the growth in total revenue. Therefore, it is imperative to increase government revenue in order to finance the expenditure. In this regard, a Medium-term Revenue Strategy will be formulated in 2023, to ensure successful implementation of policy measures to increase revenue.

The total budget approved for 2023 is MVR 42,840.8 million, of which, total Expenditure amounts to MVR 40,718.3 million. The largest component of the Budget is expenditure on personal emoluments. The Budget 2023 includes the additional MVR 493.2 million for health sector professionals for the implementation of pay harmonization policy. Despite the large subsidy bill in 2022, reforms planned for 2023 to address the existing inefficiencies and wastages in Aasandha is expected to reduce the expenditure on subsidies and grants in the medium-term. A total of MVR 8,552.3 million is budgeted for the Public Sector Investment Program. The Greater Male' Connectivity Project will be the largest project planned for next year.

DEFICIT, FINANCING AND, DEBT

The overall budget deficit in 2023 is expected to be at MVR 8,620.0 million. This amounts to 8.3 percent of GDP. The primary budget deficit amounts to MVR 5,183.1 million, equivalent to 5.0 percent of the GDP. As a result, the target of lowering the latter below 5.0 percent of the GDP, as set by the Medium-term Fiscal Strategy is expected to be realized in the medium term

The total financing gap for the year 2023 is MVR 11,613.9 million. This consists of the budget deficit of MVR 8,620.0 million, debt amortization of MVR 2,101.1 million, transfers to the Sovereign Development Fund of MVR 871.4 million and, other payments such as subscription fees to multilateral agencies of MVR 21.4 million. Of the total financing need, 54.3 percent is planned to be financed from foreign sources. This includes issuing a green or blue bond worth MVR 771.0 million and concessional budget support loan of MVR 1,542.0 million. Furthermore, a total of MVR 4,894.2 million is planned to be secured through the issuance of domestic treasury bills and bonds. 38.5 percent of the total financing requirement for 2023 have already been secured.

The direct debt for next year is expected to increase by 9.2 percent to MVR 101,953.9 million. In terms of GDP however, this is a reduction from 98.0 percent of GDP to 97.7 percent in 2023 compared to the previous year. This reduction is primarily due a faster than previously anticipated economic growth. This also means that the target of reducing the direct debt as a share of GDP below 100 percent by 2025 has already been achieved.

As the rate of economic growth is higher than the growth of debt, total debt as a share of GDP is expected to decline and estimated to be at 111.0 percent and 108.9 percent at the end of 2022 and 2023 respectively. Despite this reduction in debt as a share of GDP, the total debt stock is expected to increase from MVR 105,731.0 million in 2022 to MVR 113,692.2 million by the end of 2023. This increase is mainly driven by the disbursements of loans undertaken for financing development projects. The total debt to GDP ratio is expected to decline to 102.4 percent by 2025, as the medium-term GDP projections are expected to be higher than the growth of debt.

Highlights of Budget Speech

On 31st October 2022, Minister of Finance Ibrahim Ameer delivered the 2023 Budget Speech to the People's Majlis, following the proposal of the Government Budget 2023-2025. Following are the major highlights of the Speech:

BUDGET OBJECTIVE

- Budget 2023 is the first budget submitted to the parliament after the recovery from the adverse effects of the Covid-19 pandemic.
- Despite recovering from the economic setbacks of Covid-19, risks to the economy persists. Russia-Ukraine war has become the driving factor of inflation across the globe. Central Banks across the world are adopting a tighter monetary policy and raising interest rates. The government acknowledges that this will negatively affect the Maldivian economy.
- The National Budget 2023-2025 is a plan to address and mitigate the existing risks based on the positive experiences from the past. This budget will ensure the prosperity and social security of our people in a sustainable manner.
- Implementation of the presidential pledges made by H.E. Ibrahim Mohamed Solih is also one of the major aims of the Budget 2023. This includes ensuring the provision of infrastructure for essential public services such as water and sanitation and improvement of quality of other public services.
- Additional important objectives of the Budget 2023 include ensuring fiscal sustainability and economic stability of the Maldives.

ECONOMIC OUTLOOK

- The Maldivian economy grew by 41.7 percent in 2021, significantly higher than previously anticipated growth. High economic growth is the result of sound policy measures undertaken by the Government. These measures include the timely procurement of vaccines, effective preventive measures for Covid-19, capacity enhancements of the health sector and countercyclical fiscal policies.
- The economy is expected to continue a trajectory of rapid growth in the medium-term. The forecasted growth for 2022 is 12.3 percent, while a growth of 7.6 is expected in 2023.
- Although this is the case for the Maldives, the global economic outlook is engulfed with uncertainties. The IMF estimates the global economy is set to grow by 2.7 percent in 2023.
- Inflation rates in several countries have been beyond what has been ever observed over the past 40 years. IMF estimates that world inflation rate to be 8.2 percent in 2022. The inflation rate of Eurozone has reached 9.9 percent. As a result, developed nations have increased their interest rates for the first time in the recent years. The recent hike in global energy prices have exacerbated risks to fiscal and external sustainability faced by fuel importing countries. All these factors are likely to lengthen the recovery path from Covid-19 related economic crisis for many countries. Our neighboring countries have also faced challenges to recovery from the crisis due to the slow global recovery and difficulty in accessing finance.
- 1.6 million tourists are expected to travel to the Maldives in 2022 while this number is forecasted to increase to

1.8 million tourists in 2023. These numbers are in line with previous forecasts while the estimates for tourist bed nights are expected to exceed initial forecasts. Tourism sector performance indicators are expected to surpass pre-pandemic levels in 2023.

- Tourism sector's performance indirectly affects the performance of the travel and communication, and wholesale and retail sectors. In addition to the growth of these sectors, construction sector growth is also expected as a result of higher public sector investment programs.
- Given the rapid recovery of the Maldivian economy, job creation is also increasing. In this regard, the number of employees registered at the Maldives Pension Administration Office is 10 percent higher as of September 2022, compared to the same period last year.
- Despite rising prices across the globe which translates to imported inflation, overall inflation is comparatively low for the Maldives this year due to heavy subsidies and other policies implemented by the government. However, we acknowledge that such policies are not fiscally sustainable and pose numerous fiscal risks and hence these policies need to be reformed. The inflation rate for 2023 is currently forecasted at 5.4 percent but will be lower than this in the medium-term.
- The Gross International Reserves is expected to be maintained at current levels despite rising prices globally. This is made possible with the policy changes proposed for the next year. We expect a total of USD 606 million as Gross International Reserves in 2023, down from USD 638 million at the end of this year.

FISCAL DEVELOPMENTS 2021

- Despite the decline in government revenues by 34.5 percent in 2020 compared to 2019, majority of policies for socioeconomic support for Covid-19 recovery was through fiscal policy measures. These measures boosted the economy and shortened the length of recovery compared to initial estimate. Similarly, these countercyclical fiscal policy measures were continued in 2021 as well.
- The total government revenue for the year 2021 was MVR 21.4 billion. Despite the revenue being 40.3 percent higher than 2020, total revenue was lower than pre-pandemic level
- The total government expenditure for the year 2021 was MVR 32.9 billion. With the inclusion of debt repayments, the budget for the year was MVR 37.1 billion.
- The liability management exercise conducted in 2021, in which a large proportion of the principle payment of the Sunnyside Bond due in 2022 was paid off. This exercise helped to improve investor confidence and enhanced our financing prospects.
- The budget deficit for the year 2021 was MVR 11.5 billion, equivalent to 13.8 percent of the GDP. The Government aims to further reduce the budget deficit as we recover from the pandemic.

FISCAL DEVELOPMENTS 2022

- The national budget for the year 2022 was formulated with the aims of reducing the budget deficits and the national debt. Nevertheless, Russia-Ukraine war resulted in further setbacks to the budget implementation plan.
- Increases in global fuel prices translated to imported goods to the country. Fuel subsidies, given to electricity producers to provide electricity at a lower price, was estimated at MVR 342 million for 2022 when budget 2022 was formulated, however, fuel subsidy is expected to increase to MVR 2.3 billion by the end of 2022.
- With the ease of bottlenecks due to Covid-19, project implementation is currently at a faster pace compared to the

previous two years. As a result, expenditure on these projects have increased more than budget estimates.

- The revised budget for 2022 is estimated to be MVR 42.8 billion, which resulted in the need to supplement the budget by MVR 5.8 billion in 2022. This supplementary budget will be financed through project loans and domestic market sources.
- The total revenue and grants for 2022 is now estimated at MVR 26.4 billion, an increase from the approved budget estimates. Higher revenue is due to the performance of the tourism sector and other industries exceeding our forecasts.
- Budget deficit for 2022 is currently estimated at MVR 13.6 billion, which translates to 14.3 percent of the GDP.

FISCAL STRATEGY 2023 – 2025

We have formulated four fiscal anchors to achieve fiscal sustainability in the medium-term. The fiscal anchors are:

- Lowering the direct debt to 100 percent of the GDP by 2025,
- Reducing the primary deficit below 5 percent of the GDP by 2023,
- Maintain public debt as a percentage of GDP on a downward trend, and
- Maintain the level of Recurrent Expenditure below the Total Revenues and Grants in 2023.
- It is imperative that we achieve these anchors as it is monumental to ensure economic prosperity and debt sustainability.
- The Budget 2023 is formulated with the aim of ensuring economic, fiscal and, debt sustainability. Management of fiscal risks will also be a priority of this budget. We were aware that expansionary fiscal policy measures taken during the Covid-19 recovery period will have repercussions on the public finances. We were also aware that corrective measures will need to be taken to bring public finances to a sustainable path. Hence, this is the time to take corrective measures to achieve the targets of fiscal strategy.
- In order to achieve fiscal targets, we must make policy changes that bring a fiscal consolidation of 6 percent of GDP. The fiscal consolidation is to be brought from both revenue and expenditure.
- On the revenue side, New Revenue Measures proposed for 2023 are revision of GST rates. An additional MVR 3.6 billion revenue is expected from the rate change.
- On the expenditure side, total saving from expenditure reduction measures is expected to be MVR 3 billion in 2023. Expenditure consolidation measures planned for next year are reforming the existing indirect subsidy regimes to a targeted subsidy regime, particularly energy subsidies, efficiency measures on Aasandha and medical consumables.

BUDGET 2023

- The proposed budget for 2023 is MVR 42,680,269,914. Of which, total expenditure is MVR 40.6 billion and debt repayment is MVR 2.1 billion. Recurrent expenditure amounts to MVR 28.6 billion while capital expenditure amounts to MVR 14.1 billion.
- MVR 12.9 billion is allocated for personal emoluments. The allocation for travel, repairs and maintenance is MVR 5.6 billion and subsidies constitute MVR 6.6 billion in the total expenditure.
- The most significant component of the capital expenditure is the Public Sector Investment Program which amounts to MVR 8.4 billion.

KEY AREAS IN BUDGET 2023

Transportation

- Raajje Transport Link (RTL) has been introduced to achieve the government's vision of improving accessibility within the Maldives. The first phase of the sea transport of RTL began this year in the Northern Atolls. We plan to continue expanding this service to the Southern Atolls as well during the next year.
- In addition to sea transport, mini bus service was introduced in the Greater Male' Region, Laamu Atoll and Addu City. To ensure that public transport service is affordable to the public, we have included MVR 300.6 million in the budget as transport subsidy.
- To build facilitating infrastructure to successfully implement government's transport policies, harbor constructions in 141 islands and road development in more than 50 islands have been incorporated in the Budget 2023.
- Development of regional airports will enable expansion of the tourism industry in different regions of the Maldives. In addition to Velana International Airport, improvements to Hanimaadhoo International Airport and Addu International Airport and development of other airports are included in the budget. Developments and improvements in transport sector will expand the supply side of the economy. As such, MVR 235.6 million is allocated in the budget for airport development in different areas of the country. To reduce the fiscal impact of such projects, some domestic airports are being developed on cross-subsidy basis.

Economic Affairs

- The new international port development project is now underway, along with the Greater Male' Connectivity Project. These new developments will help alleviate the congestion of the Greater Male' Region. It will also enable more efficient port operations which can lead to lowering import prices and reduce the volatility of price of imported goods. MVR 959.2 million is included in the budget for the reclamation of Gulhifalhu and port development project.
- To diversify the economy and build resilience of the economy, we plan to focus more on development of agriculture sector by establishing distribution centers for farmers through AgroNAT Corporation, along with development of solar powered cold storages.
- Addressing the concerns of the local fishermen is also a priority in the Budget 2023. As such, establishment of new cold storages are budgeted in addition to a fisheries subsidy of MVR 250 million.
- Establishment of water and sanitation networks across the country is a key presidential pledge of the president. MVR 643.8 million is allocated in the budget to develop proper water and sewerage systems in 158 islands.

Health

- With the lessons learnt from Covid-19 pandemic, the government prioritizes spending on the health sector. In this regard, MVR 5 billion is allocated for this sector.
- Tertiary hospitals are being developed in 5 main regions of the Maldives. The success of Kulhudhuffushi Regional Hospital demonstrates that regional hospitals can operate without being fiscally dependent on central government.
- In addition, expenditure to upgrade hospitals and health centers in 132 islands is allocated in budget 2023. This will also include the establishment of mental health centers in different parts of the Maldives.
- Health sector in the second sector which will have their salaries revised under the pay harmonization policy.

Furthermore, MVR 40.3 million is also allocated for additional recruitments to the sector for hospitals that operate for 24 hours.

Education

- One of the largest investments of this government is the investment on our human capital. Our aim is to ensure that every student can attain a quality education locally. Pay harmonization of the education sector is likely to improve the quality of teachers and other education sector professionals and subsequently the quality of education.
- MVR 4.6 billion is allocated in budget 2023 for education sector and this includes an additional MVR 636.2 million resulting from pay harmonization.
- Educational infrastructure is also an important aspect of the budget allocations to this sector. 195 projects in 142 islands are planned for 2023. This includes new 21 project for school buildings and improvements in school infrastructure in addition to 2 schools to replace the temporary schools in Huhumale' phase 2.
- Programs for higher education sector include the free first-degree program with a total allocation of MVR 166.7 million and the student loan scheme with a total allocation of MVR 216.1 million. A total of MVR 856.6 million is appropriated for higher education in 2023.

Social Protection

- The government allocates MVR 3.9 billion in 2023 for social protection, which consists of direct and indirect subsidies.
- Aasandha health insurance scheme is one of the largest single expense borne by the government. MVR 1 billion is allocated for the Aasandha health scheme in 2023. Aasandha expenditure is estimated to be reduced through elimination of wastages and increasing efficiency measures. These measures include policies to revise of the baseline prices of drugs and the initiation of bulk procurement of drugs and medical consumables.
- Fuel subsidy reform is one of the major reform policies introduced in the Budget 2023. Under the current regime of the fuel subsidy, MVR 1.8 billion is estimated for 2023. However, with the policy reform of targeting the subsidy, expenditure on fuel subsidy can be reduced to MVR 588.3 million in 2023. In addition, electricity subsidy of MVR 593.9 million is allocated in the budget for harmonization of electricity tariff rates between Male' and Atolls.
- Other notable subsidies included in the budget are waste management subsidy, staple food subsidy, transport subsidy and, water and sanitation subsidies to reduce the cost of these services. MVR 864.7 million is allocated for these subsidies in 2023.
- Expenditure on social protection includes allowances to single parents, disabled and other individuals that require assistance from the government. These expenditures constitute to MVR 434.9 million. A notable policy change in the social protection is the development of disability cadaster and categorizing the disability allowance based on severity of disability.

Housing

- Housing issue is a key issue that the government would like to tackle, and we have apportioned MVR 2.5 billion implement housing development projects in different regions in the Maldives.
- To reduce the congestion issues in Male', 6,000 housing units being developed in the Greater Male' Region through the Fahi Dhiriulhun Corporation. In addition, 2,500 housing units are to be developed in different other islands.

Environmental Protection

- Development of a modern waste management facility in Addu City, similar to that of Thilafushi, is now being prioritized with this Budget.
- MVR 630.2 million is budgeted for the development of waste management facilities across the country.
- The Budget 2023 also prioritizes investment on renewable energy partnering with international institutions such as Asian Development Bank and the World Bank. Apart from minimizing the environmental costs, reducing import dependency of fuel is also a priority of the government.

Decentralization

- As we expect revenues to be higher in 2023, the budget allocation for the councils block grant is MVR 1.8 billion.
- In addition, arrangements to ensure that revenue generated through fees and rent from land within the council's jurisdiction can be received directly by the local councils have been made this year.

Other Sectors

- The Budget 2023 allocates the expenditure for the construction of mosques in 38 different islands and the renovation of existing mosques in different regions of the country.
- MVR 701.9 million is apportioned for the judicial sector which includes the costs of additional infrastructural and human resources for the sector.
- We have also prioritized improving the condition of correctional facilities across the Maldives with a focus on developing health facilities in correctional facilities.
- MVR 3.7 billion is allocated for civil and military defense for police and the Maldives National Defense Force.

GOVERNMENT REVENUE, DEFICIT AND DEBT

- As the Maldivian economy is expected to reach pre-pandemic level in 2023, total government revenue will increase to MVR 32.1 billion which an increase of 21.8 percent compared to 2022. Revenue consists of MVR 23.5 billion from tax revenue and MVR 6.1 billion from non-tax revenue.
- Along with the fiscal consolidation measures, budget deficit will reduce to MVR 8.5 billion, equivalent to 8.1 percent of GDP in 2023. Primary budget deficit will reduce to MVR 5 billion which amounts to 4.8 percent of GDP.
- Financing needed for deficit, debt repayment and Sovereign Development Fund transfer is MVR 11.5 billion. Of which,

MVR 6.5 billion is to be financed from foreign sources. Foreign financing includes MVR 4.1 billion which has been already secured for development projects, in addition to the concessional loans from international institutions and friendly nations. MVR 5 billion is planned to be secured from domestic market. Of which, 4.7 billion is from treasury bills and bonds.

- This budget aims to manage debt in the medium-term and bring debt levels to a sustainable path. Fiscal consolidation measures on revenue and expenditure will reduce deficit and increase ability of debt repayment. Furthermore, the revision to the airport development fees in 2021 has increased the Sovereign Development Fund.

1

Economic and Fiscal Outlook of Maldives



Economic Condition and Outlook

Summary

- With GDP growth of 12.3 percent, the Maldivian economy will return to pre-pandemic levels during this year. In 2021, GDP growth of 41.7 percent was experienced, and the economy has recovered and returned to the pre-pandemic level at a faster pace than initially forecasted.
- Tourist arrivals forecast for 2023 is 1.8 million with 13.0 million bednights.
- Inflation rate for 2023 is forecasted to be 5.4 percent due to increasing global inflation, and planned increase in GST and fuel surcharge.
- The current account deficit in the balance of payments is expected to increase and the official reserves will be lower than forecasted by the end of this year due to the increase in global oil and food prices, leading to higher spending on imports.

1. Overview

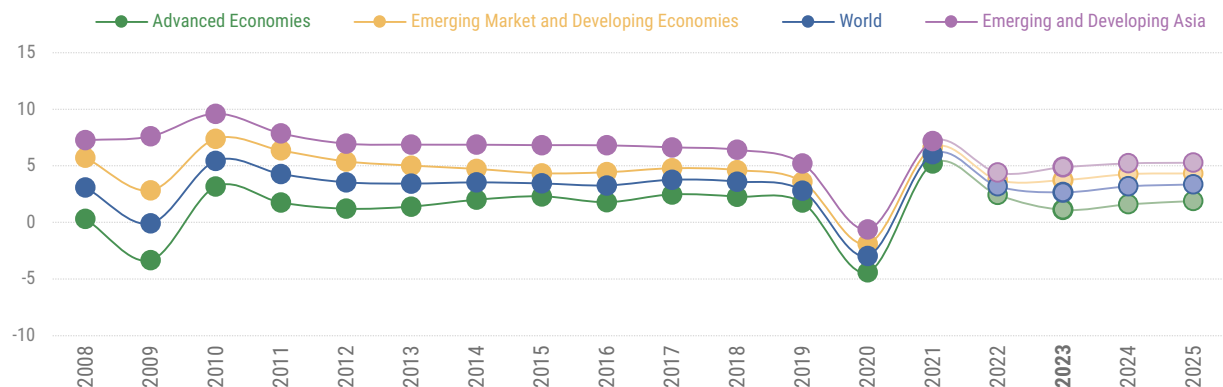
This statement outlines current economic conditions and the medium term outlook for the Maldives. Among the main considerations in preparing the Government's budget are past and anticipated changes in global and domestic economic conditions. The ongoing monetary tightening by central banks around the world to keep inflation under control was one of the key challenges in formulating a credible budget that could be realistically financed.

While forecasts for global economic growth has been taken from International Monetary Fund (IMF), projections by the Ministry of Finance and the Maldives Monetary Authority have been used for the domestic economy. There are several risks to the Maldivian economy due to the Russia-Ukraine war and rising global oil prices. Thus, in forecasting the GDP growth, three scenarios have been considered: best case; moderate case; and worst case. The estimates from the moderate case scenario have been used in preparing the baseline budget. Apart from GDP growth, commodity prices, the labour market, balance of payments, and the condition of economic sectors were key considerations in setting the budget objectives and targets.

2. Global Economic Conditions and Outlook

The recovery of the global economy from the crisis brought about by the pandemic has been affected by the Russia-Ukraine war and its spillovers. During the past year, inflation has peaked to its highest level in over a decade. In response, central banks in major economies have started to increase their interest rates in 2022 and it is expected that this will continue in the medium-term as well. The tightening of monetary policy by central banks will be a major obstacle in obtaining financing at low rates. Thus, the key challenges faced by the global economy are based on three main factors: the Russia-Ukraine war; increased cost of living due to rising inflation rates; and the economic slowdown in China, one of the largest economies in the world.

After an expansion of 6.0 percent in 2021, global economic growth is expected to decelerate to 3.2 percent in 2022. As per IMF forecasts, this growth rate will further decrease to 2.7 percent in 2023. This is one of the years with the lowest global economic growth since 2001, except for the 2008 global financial crisis and the Covid-19 pandemic.

Chart 1.1: World Economic Growth

Source: International Monetary Fund (IMF)

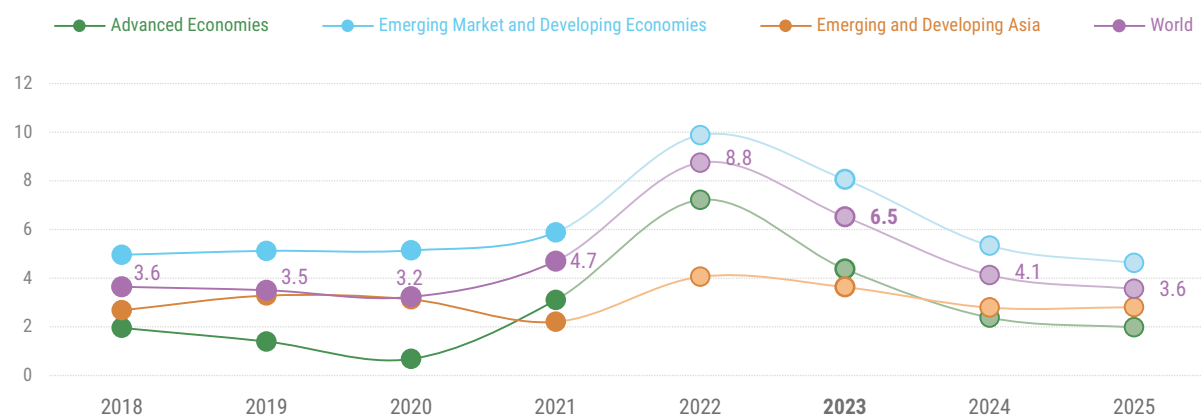
As for developing countries, their economic growth rate is expected to decline to 3.7 percent and is expected to remain at this level in 2023 as well. Moreover, economic growth for developing Asian economies is expected to decrease from 7.2 percent in 2021 to 4.4 percent in 2022. However, this rate is forecasted to increase to 4.9 percent in 2023. The slowdown in Asian economies in 2022 is expected primarily due to the slowdown in China's economy. Furthermore, global shocks from the year are expected to have a drawn-out effect on GDP. The wind down of economic relief packages introduced following the pandemic in 2020, and the counter measures against increasing inflationary pressures around the world are expected to contribute to this expected economic slowdown.

As the Maldivian economy is highly dependent on the tourism sector, it is extremely vulnerable to global shocks. Hence, the Russia-Ukraine war and its spillovers are expected to have an adverse effect on the country's tourism sector, with Russia being among the top tourism source markets for the Maldives. In addition, the economic slowdown experienced by the China is also expected to have an impact on the Maldivian economy.

As commodity prices continue to rise, global inflation is forecasted to increase from 4.7 percent in 2021 to 8.8 percent this year. However, this rate is expected to decline in the medium-term, from 6.5 percent in 2023 to 4.4 percent in 2024. The change in commodity prices is the biggest risk to the economy as well as to government finances. With the inflation rate in many parts of the world exceeding forecasted levels, and

Chart 1.2: Global Inflation (Consumer Price Index)

Percentage Change



Source: International Monetary Fund (IMF)

globally reaching levels unseen since 1982, central banks are aggressively acting to counter additional increases in price pressures.

Being an import dependent country, high inflation rates in other countries have a significant negative impact on the Maldives. As half of household spending is on food, inflation will have an adverse effect on their standard of living. The increase in oil prices in the global market due to the Russia-Ukraine war has also had an impact on commodity prices more generally. This in turn has reflected on prices in the Maldivian market as well.

3. Domestic Economic Conditions and Outlook

3.1 Domestic Economic Growth

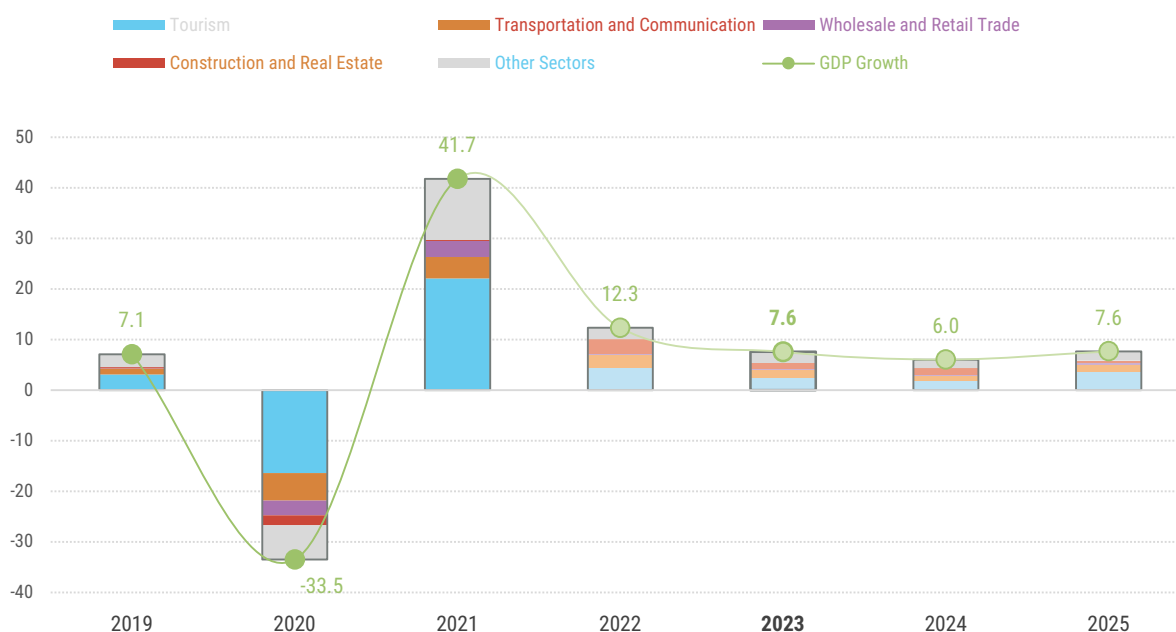
The gross domestic product (GDP) is the value of final goods and services produced in a country during a given period of time. The growth rate of real gross domestic product (real GDP), which is GDP adjusted for inflation, is widely used to measure economic growth. In the

Maldives, GDP estimates are computed and published by the Maldives Bureau of Statistics every quarter.

Due to travel and other restrictions imposed due to Covid-19, tourism and other main economic sectors slowed down markedly, causing economic growth to decline by 33.5 percent in 2020 after growing at an average of 6.5 percent per annum between 2014 and 2019. However, with the reopening of the border and the measures taken to sustain the economy, there was a quick return to the recovery path in 2021. The economy grew by 41.7 percent last year, exceeding initial forecasts by a large margin.

The recovery is expected to continue this year as well, with economic growth forecasted at 12.3 percent for 2022. With this, the Maldivian economy will return to pre-pandemic levels by the end of this year. The main driver of the growth for this year is the 17.2 percent growth expected for the tourism sector, which is the largest contributor to the country's GDP. Moreover, transport and communication, and the wholesale and retail sectors are expected to grow robustly as well.

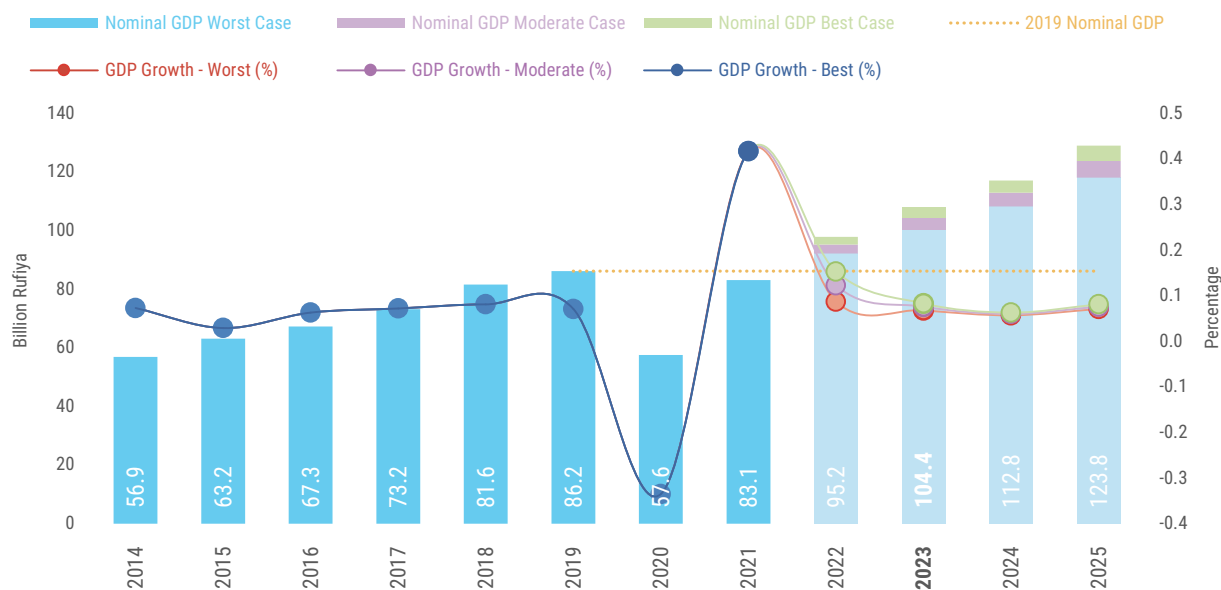
Chart 1.3: Contribution to GDP from 2019 to 2025
Percentage



Source: Ministry of Finance, Maldives Monetary Authority, Maldives Bureau of Statistics

Chart 1.4: Nominal GDP and Real Economic Growth

Millions of MVR, unless stated otherwise



Source: Maldives of Bureau of Statistics, Maldives Monetary Authority, Ministry of Finance

In addition, construction and real estate sectors are expected to grow by 23.3 percent this year.

Looking at the economic outlook, the economy is expected to grow by 7.6 percent in 2023, which is higher than the average grow rate realized during the 10 years preceding pandemic. As usual, the main driver of grow next year is expected to be the tourism sector, with tourist arrivals and bednights both forecasted to increase, and the tourism bed capacity also expected to increase with the opening of new resorts. The increase in tourist arrivals and bednights are also expected to have positive spillovers on other sectors related to the tourism sector such as transport and general trade. The

completion of the new passenger terminal at Velana International Airport in 2024 will increase the capacity to cater for more tourists by more than twofolds. This change is expected to have a transformational effect on the tourism sector and the economy as a whole, and this is reflected in the growth projections starting from 2025.

The economic growth forecasts included in Budget 2023 are lower compared to the forecasts for 2023 in the medium-term fiscal strategy. The main reason for this difference is the change in the realised economic growth figure for 2021 compared to initial estimates. As per the fiscal strategy, real GDP growth forecasted

Table 1.1 GDP Growth Forecasts from Budget 2023 and Fiscal Strategy

Percentage Change

	Budget 2023	Fiscal Strategy 2023 - 2025
2021	37.0	41.7
2022	13.0	12.3
2023	9.7	7.6
2024	9.5	6.0
2025	7.5	7.6

Source: Ministry of Finance

Table 1.2: Forecast GDP Growth in the Medium-Term (International Organisations)*Percentage*

	IMF			World Bank
	2023 Budget Estimates	2023 April Estimates	2022 October Estimates	2022 April Estimates
2022	12.3	6.1	9.2	7.6
2023	7.6	8.9	5.6	10.2
2024	6.0	6.6	5.4	7.1
2025	7.6	5.6	6.4	-

Source: Ministry of Finance, Maldives Monetary Authority, International Monetary Fund, World Bank

for 2021 was 37.0 percent. However, as per the most recent publication by the Maldives Bureau of Statistics, GDP growth was revised upwards significantly to 41.7 percent for 2021.

Similar to Maldives' forecasts, the IMF and the World Bank expect the Maldivian economy to grow robustly in 2022 and the medium term. However, as the economy is expected to return to pre-pandemic levels by the end of 2022, the economic growth is expected to decelerate with the normalization of economic activity. Nevertheless, the completion and opening of the new terminal at Velana International Airport in 2024 is expected to bring about a positive change to the growth trajectory from 2025 onwards.

3.2 Tourism Sector

Although the tourism industry came to a halt in 2020 due to the outbreak of Covid-19, mass vaccination and carefully planned containment measures resulted in a strong rebound of the sector in 2021. Tourist arrivals exceeded the forecasted level for the year as the country's tourism industry opened up ahead of many other countries in the region. This performance was without the contribution from the Chinese market, traditionally the single largest source markets for the Maldivian tourism sector, as they did not open up for international travel last year. However, the number

of tourists from almost all other markets increased strongly during the year.

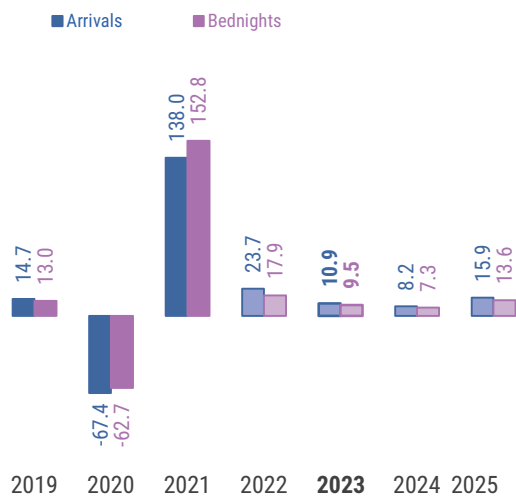
Due to the ongoing conflict between Russia and Ukraine, both of which account for a large share of the tourism market, direct flights to Maldives by Russia's national airline (Aeroflot) came to a halt in March 2022, leading to a sharp drop in tourist arrivals from the country earlier this year. However, as tourist arrivals from other markets exceeded previous estimates, total tourist arrivals remained stable during the period. Moreover, direct flights from Russia recommenced during May 2022, leading to a gradual increase in the number of Russian tourists visiting Maldives. Russian arrival numbers had almost fully recovered by August 2022, and the country ranked third in terms of tourist arrivals.

Despite the negative impact of the Russia - Ukraine war on the tourism industry, during the first quarter of 2022, measures on international travel were eased by most countries. Consequently, more tourists are visiting Maldives this year than previously forecasted. The highest number of tourist arrivals during a month of May since the establishment of the Maldivian tourism industry has been observed in 2022.

With the developments in the tourism industry in 2022, tourist arrivals and bednights for the year and the medium-term has been revised. Thus, it is now

Chart 1.5: Year-on-Year Growth in Bednights and Tourist Arrivals

Percentage Change



Source: Ministry of Tourism

forecasted that tourist arrivals will reach 1.6 million and bednights will increase to 11.9 million by the end of this year. Nevertheless, the number of tourists visiting Maldives this year is still expected to be below 2019 levels, primarily because Chinese arrivals still hasn't resumed on account of the strict controls on travel they still have in place. Increased competition from other similar tourism destinations opening up for international travel this year is also expected to contribute to the relative slowdown in the growth in arrivals compared to the previous.

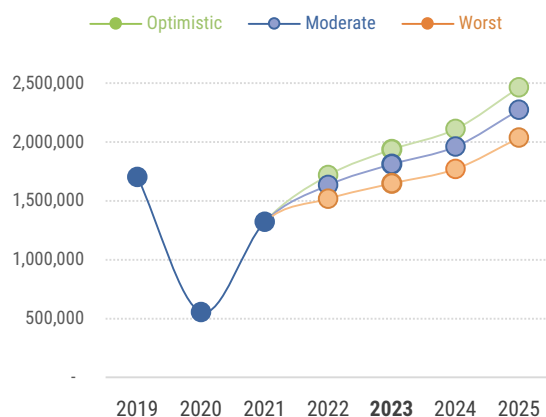
Chart 1.5 shows the number of tourists visiting Maldives and the number of bednights, their rate of increase since 2019, and the forecasted increase in the medium-term.

With 1.8 million tourist arrivals along with 13.0 million bednights forecasted for 2023, it is now expected that arrivals will surpass the 2019 level by 6.4 percent next year.

There are a number of reasons why the number of tourist arrivals and bednights are expected to increase in 2023 compared to 2022. These include increased demand for Maldives' tourism services, pent-up demand or increased demand from people who could not travel due to the pandemic, indications of more flights operating to Maldives, greater number of people travelling due to the opening up of more countries, plans to promote the industry in new markets, and the expected completion of more resorts planned for next year. Additionally, if the Chinese market opens up in 2023 causing an influx of tourists from the country, tourist arrivals is likely to reach the best case estimates. However, these forecasts will be adversely affected if the European countries experience economic slowdown and recessions as currently forecasted by international institutions. Moreover, the tourism sector might be adversely affected by the high air travel prices given the rising inflation rates in developed countries

Chart 1.6: Number of Tourist Arrivals from 2019-2025

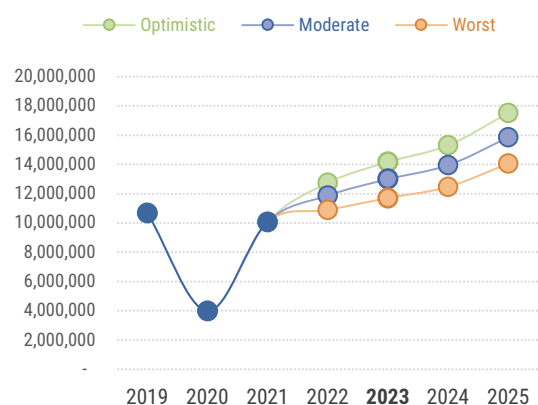
Percentage Change



Source: Ministry of Tourism

Chart 1.7: Number of Bednights from 2019-2025

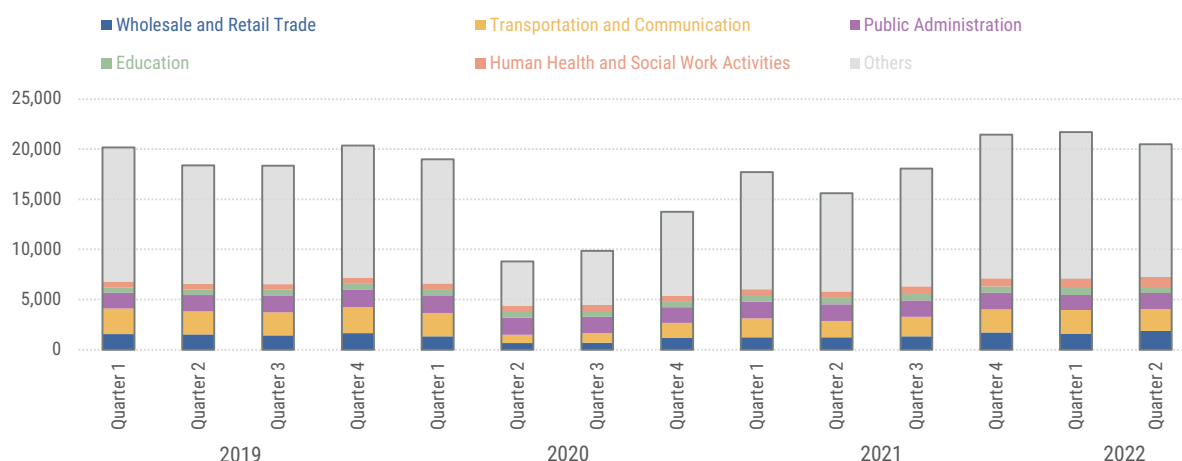
Percentage Change



Source: Ministry of Tourism

Chart 1.8: Sectoral Breakdown of GDP

Millions of MVR



Source: Maldives Bureau of Statistics

and fuel prices. The prolongation of the Russia-Ukraine war is also a challenge for the industry. These risks are captured by the worst case scenario forecasts.

With the opening of the new runway in October 2022, more airlines are requesting to operate flights to the Maldives which is one of the main reasons why the year-on-year growth of tourist arrivals and bednights is expected to increase in the medium-term. Furthermore, the Velana International Airport development project, which is expected to be completed by 2024, will create capacity to cater for 7.5 million passengers. Despite the completion of this project, the growth of the tourism industry in the medium-term also depends on the rate of increase in tourism beds and targeted marketing activities for expansion. Since it takes years to see the full results of such efforts, it is important to work early on to increase the number of tourist establishments and arrivals.

3.3 Other Main Sectors

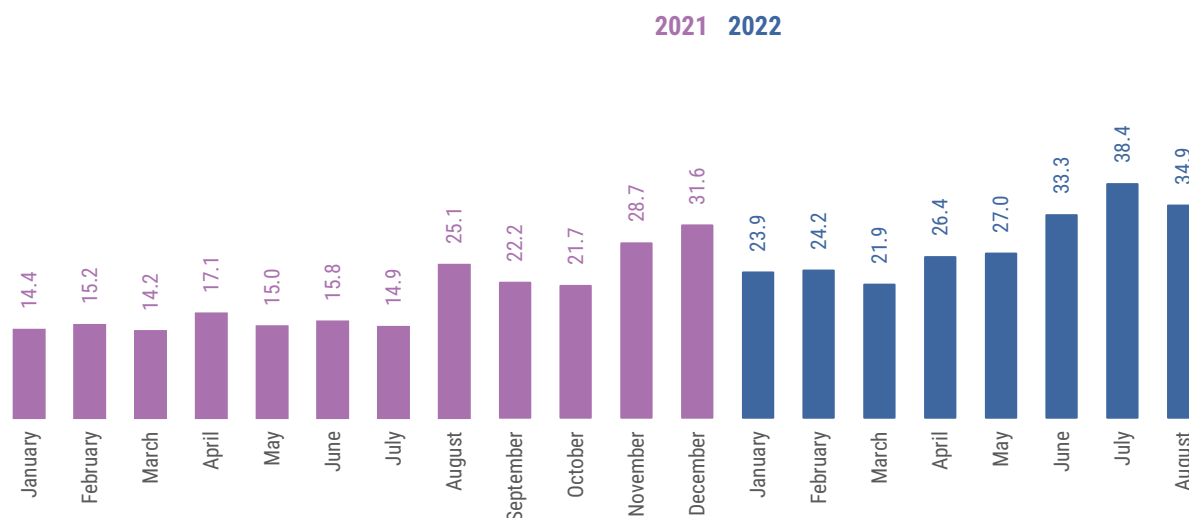
Apart from the tourism, construction, wholesale and retail trade, transport and communication, public administration, health, and education are major sectors that contribute to the country's sound recovery. After overcoming most of the challenges brought about by

the pandemic in 2020, the economy began to recover in 2021, primarily led by the growth of these sectors. Most notably, the sectors related to tourism like transport and communication have experienced remarkable growth, which is also expected to continue over the medium term. Although some of these sectors have not reached 2019 levels yet, almost all are expected to do so by the end of 2022 or in 2023.

3.3.1 Construction Sector

The growth of the construction sector depends primarily on infrastructure development projects carried out by the Government and private sector residential and resort construction. As Maldives depends on the import of construction materials, one of the main measures used to gauge activity in the industry is the value construction materials imported (wood, steel and cement).

Although the construction sector grew at a rapid pace before the outbreak of the pandemic, its performance has declined in 2020 and 2021. After the drop in production in 2020 due to Covid-19, unlike other sectors, the construction industry did not recover in 2021 due to international supply-chain constraints and delayed construction projects owing to pandemic

Chart 1.9: Construction Material Imports*Millions of USD*

Source: Maldives Customs Service

related restrictions.

However, the construction industry began to grow in 2022. With the resumption of the projects that came to a halt due to Covid-19, the sector grew by 9.0 percent in the first quarter of 2022 relative to the same period in 2021. Moreover, compared to the second quarter of 2021, a growth of 32.5 percent was witnessed this year. As observed in Chart 1.9, the value of materials imported in the first half of this year is equivalent to the total value of last year, which indicates a strong rebound in construction activity. The sector is expected to grow at an average of 6.7 percent in the medium-term, driven by the launch of various infrastructure development projects.

3.3.2 Wholesale and Retail Sector

Due to the sharp decline in tourist arrivals in 2020, activity in the wholesale and retail trade sector decreased during the year as well. However, with the strong rebound of tourism in 2021, this sector grew rapidly as well. The consumption boost with the recovery of the domestic economy also contributed to the increase in wholesale and retail sector output. Nevertheless, this sector's production did not reach the 2019 level during the past year.

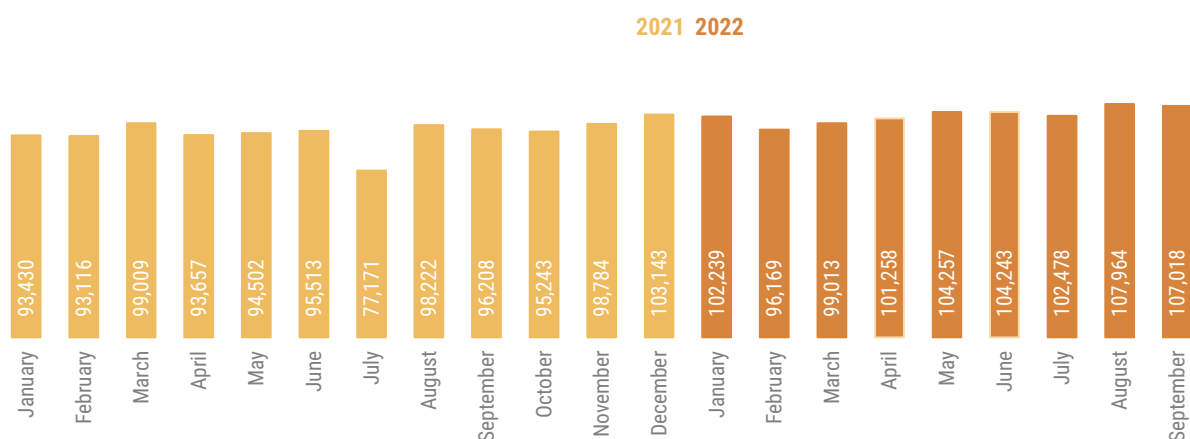
From the second quarter of 2021 to the second quarter of this year, wholesale and retail trade sector contributed to GDP growth by an average of 4.5 percent. Moreover, this sector is expected to grow at an average of 5.0 percent per annum in the medium-term.

3.3.3 Transport and Communication Sector

Transport and communication sector's production has increased this year compared to 2021. Although the Maldives opened its border in 2020 after the lockdown, lockdown in other countries lead to a drastic fall in the number of tourists arriving in Maldives causing a slowdown in this sector. As most international airports re-opened and airlines resumed operation in 2021, the transport and communication sector experienced growth as well. However, the sector's real output for 2021 remained at 79.6 percent compared to the level in 2019.

As the economy continues to grow rapidly, output for these sectors is expected to reach pre-pandemic levels next year. It is expected that these sectors will grow at an average of 11.4 percent per annum over the Medium-term.

Chart 1.10: Number of Employees Registered at MPAO



Source: Maldives Pension Administration Office

3.3.4 Public Administration, Education and Health Sector

The output for public administration, education and health sector are closely linked to the Government's budget. They are amongst the few sectors that experienced any growth during 2020. Additionally, 1.5 percent of GDP growth in 2021 came from these sectors. From these three sectors, the greatest increase in production was experienced by the health sector. While the production of education and health sector increased in the first two quarters of 2022, public administration experienced a decline. Furthermore, the expected average growth rate for these sectors in the medium-term is 4.8 percent

3.3.5 Labour Market

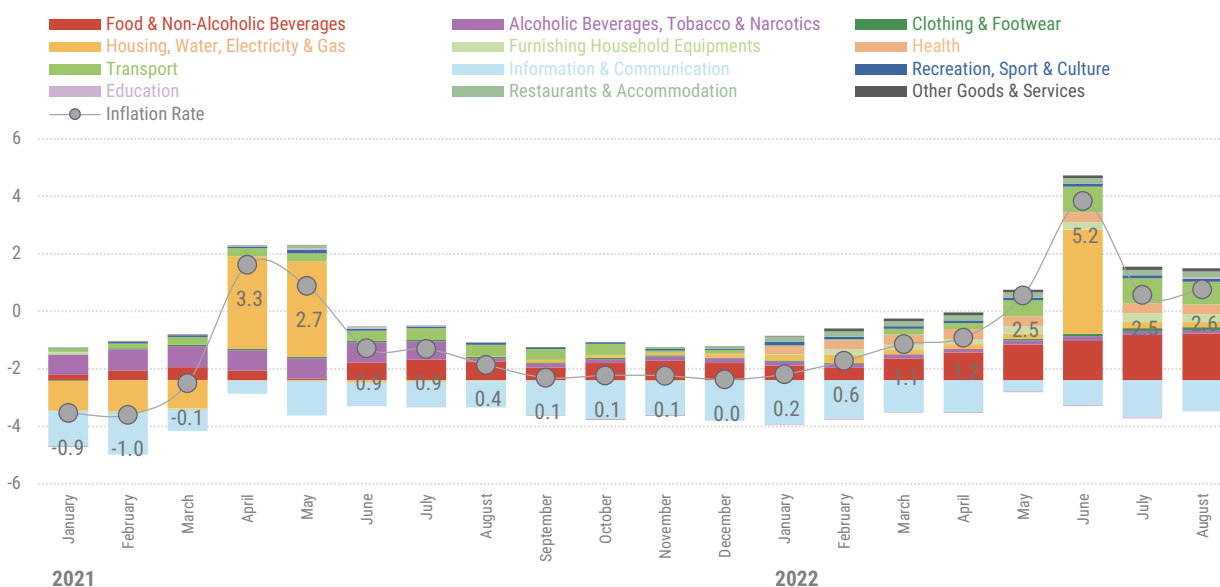
Since a system to routinely collect and maintain labour market statistics has not yet been established in Maldives, the most accurate information regarding the employed population is derived from the census data. Apart from this, data from household income and expenditure survey (HIES) is also used to calculate these estimates. As these surveys are not conducted and data is not disclosed annually, statistics of employees registered at the Maldives Pension Administration Office (MPAO) is used to get an estimate of the level of employment in Maldives. However, this data does not

include information about expatriates, who form a large proportion of the working population, employment in the informal sector, and those not registered with the pension office.

As per the MPAO statistics, the pandemic had an adverse effect on many peoples job in 2020. However, since 2021, month-on-month increases in the number of employees registered with the MPAO have been observed. Moreover, the number of employees registered with the MPAO is higher in 2022 compared to last year and even 2019.

3.3.6 Prices

The main factors that influence the inflation rate in Maldives are changes in commodity prices in the global market and the changes to prices from government policy. Although commodity prices increased in 2021, the inflation rate remained low at 0.5 percent. The main reason for the contained inflation rate during this period was the Government's policies, including discounts given on the water and electricity bills during the lockdown in June 2021. Moreover, the Government also facilitated the reduction of the price of telecommunication services in 2021 through negotiations with the service providers. However, as prices in the world market has been increasing, imports have become more expensive and food prices

Chart 1.11: Inflation Rate*Percentage Change*

Source: Maldives Bureau of Statistics

have been on the rise since 2021 as depicted in Chart 1.11. As a result, the inflation rate has been generally increasing since April 2022. The increase was further contributed to by the policy decision to allow increases in taxi fares in June this year.

Based on data available as at 22 August 2022, the average inflation rate for the year is forecasted to be 2.2 percent. This is relatively low compared to the inflation rates prevailing in many countries, as many economies are currently facing inflation rates of over 10.0 percent. The Maldives has been ranked amongst the 10 countries with the lowest inflation rates in 2022. The main reason why the inflation rate in Maldives is maintained at a stable rate is because unlike most of the other countries, electricity prices have been controlled such that oil price increases in the global market does not have an impact on households and businesses.

As per the most recent forecasts, the inflation rate is estimated to stand at 5.4 percent in 2023. This is the overall increase in prices including the expected effect of the increase in GGST and the revision of the fuel subsidy. Although this is higher than the rate of inflation

experienced in recent years, it is still expected to be lower compared to most other countries. According to the IMF, average rate of world inflation is forecasted to average 6.5 percent next year.

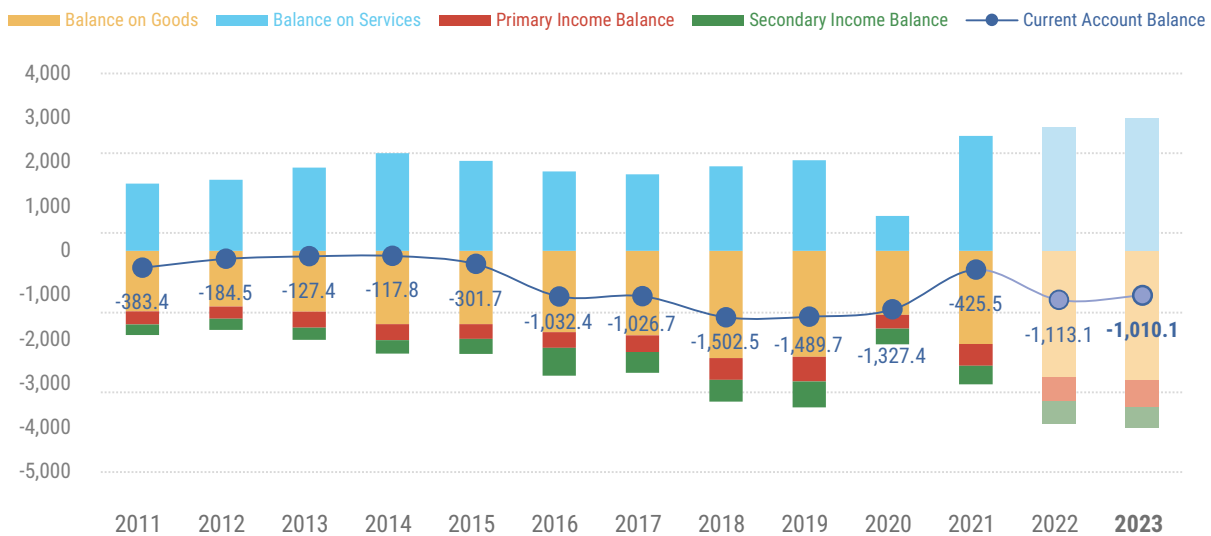
As for the contribution of individual segments to inflation, the GGST rise is expected to contribute 2.5 percentage points to inflation while the fuel subsidy revision is forecasted to contribute 1.3 percentage points. As the negative effects of these changes will most strongly be experienced by the poorest in the society, the Government is formulating a mechanism to support this vulnerable segment through a direct subsidies. This is to ensure that the financial situation of the most vulnerable segments of society does not deteriorate as a result of these policy changes.

4. Balance of Payments and Official Reserves

As per the balance of payments estimates computed based on information available to the Maldives Monetary Authority as at 29th October 2022, the current account deficit, which stood at USD 425.5 million (7.9

Chart 1.12: Current Account Balance

In Millions of USD



Source: Maldives Monetary Authority

percent of GDP) in 2021, is expected to increase to USD 1,113.1 million (18.0 percent of GDP) by the end of this year. This value is forecasted to decline to USD 1,010.1 million (14.9 percent of GDP) in 2023.

The increase in the current account deficit this year stems from the rising commodity prices in the global market, leading to greater spending on imports. The value of imports is expected to increase by 35.3 percent this year, from USD 2,392.0 million in 2021

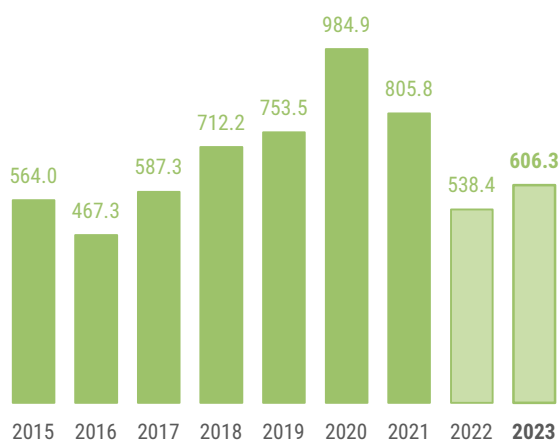
to USD 3,235.8 million in 2022. In addition, the value of imports is expected to surge further, reaching USD 3,309.0 million in 2023. This is because despite the expected decline in world commodity prices next year, the quantity of imports is expected to increase.

Looking at the trade in services, services imports are estimated to be USD 1,414.5 million in 2022, and is expected to increase to USD 1,483.1 million in 2023. The estimated services receipts for 2022 is estimated at USD 4,213.5 million, which is a 13.9 percent increase compared to last year. This value is forecasted to further increase to USD 4,466.8 million next year, of which USD 4,233.9 million is expected to come from the tourism sector as travel receipts.

On account of the drastic change in spending on oil imports caused by the sharp rise in global oil prices, the official reserve assets of the MMA is expected to fall from USD 805.8 million at the end of 2021 to USD 638.4 million by the end of this year. However, reserves are estimated to increase to USD 606.3 million in 2023 as the global commodity prices gradually decline. Reserve levels are also expected to be bolstered by the additional foreign currency revenue generated by the increase in the TGST rate from January 2023.

Chart 1.13: Official Reserve Assets

In Millions of USD



Source: Maldives Monetary Authority

Fiscal Policy

Summary

- The main aim of Budget 2023 is to reduce the elevated risks that arose due to the Covid-19 pandemic, the Russia-Ukraine war and the rise in global inflation and ensure fiscal and debt sustainability.
- The Budget reflects key pledges of the Government and allows for the execution of projects and programmes included in the National Resilience and Recovery Plan.
- The completion of ongoing projects that are expected to enhance the productive capacity of the economy at the earliest is also an objective of Budget 2023.
- With the implementation of the planned revenue and expenditure side reforms, it is expected that the medium-term fiscal targets can be achieved.

1. Overview

With the outbreak of the Covid-19 pandemic, the Government was forced to undertake significant unanticipated but necessary expenses in 2020. With the pandemic largely controlled in 2021, the Government rolled out further measures to boost economic activity and quicken the pace of recovery. During these 2 years characterised by low revenues and new expenditure commitments that could not be avoided, the budget was financed through borrowing. Hence, the debt to GDP ratio increased from 78.8 percent in 2019 to 150.2 percent in 2020. Although the main reason for this increase was the drastic change in the GDP, the increase in the debt stock contributed to this change as well.

As the economy recovers, a decrease in the debt to GDP ratio can be observed. By the end of 2021, the figure had already declined significantly to 113.6

percent. Regardless, the government will continue to take measures in the medium-term to reduce the fiscal risks that have accumulated over the past two years. Although the challenges posed by the pandemic have diminished, the ongoing Russia-Ukraine war and the sharp increase in global commodity prices has given rise to new macro-fiscal risks, requiring more efforts to ensure fiscal and debt sustainability.

2. Medium-Term Fiscal Strategy

In the Fiscal Strategy 2023 – 2025, four fiscal anchors have been proposed to ensure fiscal and debt sustainability in the medium-term, and determine the measures to be adopted in the implementation of the fiscal policy. These anchors are:

1. Reduce public debt (excluding guarantees) to less than 100 percent of GDP by 2025.
2. Reduce the primary budget deficit to less than 5 percent of GDP by 2023, and maintain it below this threshold over the medium-term.
3. Maintain public debt as a percentage of GDP on a downward trend.
4. Reduce recurrent expenditure to levels that do not exceed government revenue (excluding grants) by 2023, and maintain this threshold going forward.

The fiscal strategy for 2021 aimed to bring the Government's direct debt to 105.0 percent of GDP by the end of 2023. Since this target is now expected to be achieved, the first fiscal anchor has been revised to set a new target with regards to direct debt. In addition, the fiscal strategy for this year includes a new anchor to reduce and maintain the Government's recurrent expenditure down to a level where it does not exceed revenue. This was always achieved prior to 2020, even though it was not set as an explicit fiscal target. While this anchor was not achieved in 2020 and the two subsequent years, it is now deemed necessary to normalize fiscal policy as the economy recovers from the pandemic. The primary purpose of this anchor is to eliminate borrowing to cover recurrent expenditure, and to promote efforts to maintain the growth rate of debt below the growth rate of GDP.

The 2023 budget has been prepared after considering the government's revenue, expenditure and financing plan to achieve these anchors. It includes necessary changes in revenue and expenditure policies to meet the targets outlined in the fiscal strategy. Most

importantly, a fiscal consolidation of approximately 6 percent of GDP has been proposed in a bid to promote fiscal and debt sustainability. These consolidation measures include both revenue and expenditure side measures, with the revenue measures targeted to reduce the deficit as a share of GDP by 3 percent whilst the austerity measures also aim to reduce deficit as a share of GDP by 3 percent. The revenue measures include expanding the tax base, increasing the share of domestic consumption in government revenue, and changing existing tax regimes and rates. On the expenditure side, appropriate measures are planned to be taken in the areas with the highest expenditure growth rate in the recent years. These include making government subsidies more efficient, shifting to a more targeted mechanism where subsidies are given primarily to the most vulnerable groups, reducing wastage within the Aasandha health coverage system, and reducing prices of imported drugs and medical consumables.

3. Budget 2023

3.1 Budget Aim 2023

The main objective of the 2023 budget is to implement changes in revenue and expenditure policies to ensure fiscal and debt sustainability in the face of increased fiscal risks that have accumulated due to the economic crisis of Covid-19, the Russia-Ukraine war and rising global commodity prices. The Government's expenditures to ensure the safety of the people and minimise the economic impact during the pandemic were necessary. However, as these expenses during this period in which Government revenues were significantly reduced were financed through borrowings, the government will have to bear this cost in coming years. Thus, it is crucial to plan and implement policies that maintain inter-generational equity without significantly compromising the standard of living. Primary importance is given to reduce the debt to GDP ratio, and to contain debt-financed spending at levels that will not significantly increase future debt servicing.

Furthermore, the budget provides space for the implementation of the Government's pledges and the National Resilience and Recovery Plan. As most of these projects and programmes are already on-going, the aim is to complete them and improve the quality of services provided by the government in order to benefit the civilians. As there were several investments during the past few years that are expected to significantly expand the productive potential of the economy, including the development of the Velana International Airport and domestic transport infrastructure, the budget also aims to finish these projects as soon as possible to ensure that the economy starts realizing the returns from these assets.

The main targets of the 2023 budget are:

1. Ensure fiscal and debt sustainability by improving the debt situation, which has been exacerbated by COVID-19 and other external shocks during the past few years.
2. Increase government revenue and increase the reliance on domestic consumption for revenue generation.
3. Increase the efficiency of public expenditure and keep expenditure growth at sustainable levels.
4. Diversify the economy and increase its resilience.
5. Decentralize government services and facilitate regional growth.
6. Improve the quality of social and public services provided by the government.
7. Improve the standard of living in the Maldives, and restructure the state welfare system to prioritize the most vulnerable segments of the population.

3.2 Summary of Budget 2023

3.2.1. Economic Outlook

The Maldivian economy is expected to grow at 7.6 percent in 2023, and at an average of 7.1 percent over the next three years. This growth is expected to be driven mainly by the growth in tourism and tourism-related sectors. Moreover, the forecasted inflation rate for 2023 is 5.4 percent due to rising global commodity prices and changes to revenue and expenditure policies next year. However, inflation is expected to drop to an average of 2.1 percent in the medium-term as global inflation stabilises, and the base effects of the policy changes planned for 2023 disappear. Detailed information on the economic situation and outlook has been presented in Chapter 1.

Table 2.1: Economic Outlook

Percentage

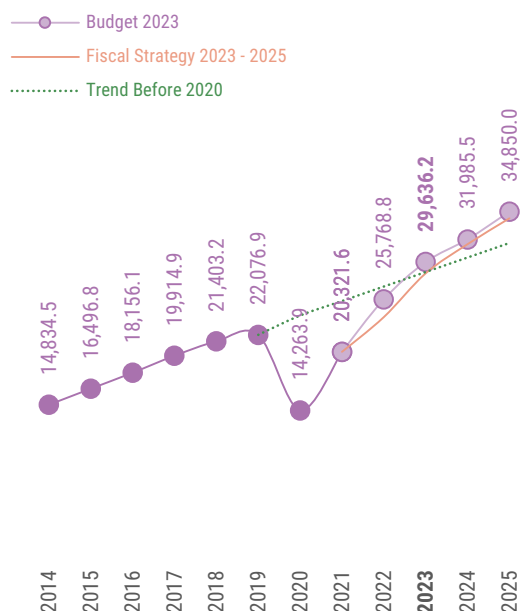
	2022	2023	2024	2025
Real GDP Growth	12.3	7.6	6.0	7.6
Tourism Sector	17.2	8.8	6.6	12.9
CPI Inflation	2.2	5.4	2.4	2.0

Source: Maldives Monetary Authority, Ministry of Finance

3.2.2. Revenue

As economic activities, especially the tourism sector, continue to grow faster than previously estimated, revenue for this year is expected to be 4,390.2 million higher than the Budget 2022 forecasts. With the capacity of the tourism sector increasing and the Maldives opening up to new markets, revenue is expected to grow at a faster rate next year. Moreover, part of the fiscal consolidation, which must be implemented to achieve the anchors set out in the fiscal strategy, is to be reached by increasing income. The proposed changes to revenue policies are expected to increase revenue by an amount equivalent to approximately 3 percent of GDP. In 2023, total revenue and grants is expected to reach MVR 32,098.3 million, of which MVR 29,628.9

Chart 2.1: Changes to Revenue Forecasts (Excluding Grants)
In MVR millions



Source: Ministry of Finance

million is the Government's total revenue excluding grants. It is expected that tax income will account for 73.3 percent and grants will account for 7.7 percent of revenue.

As part of the measures to reduce the budget deficit to a sustainable level, it has been approved to increase the GGST rate from 6 percent to 8 percent and the TGST rate from 12 percent to 16 percent from 1st January 2023. This is the main reason why the future growth rate of revenue is expected to be higher compared to the pre-pandemic trend from 2023 onwards as shown in Chart 2.1. Furthermore, the GST regime is being reviewed to identify ways to broaden the tax base and to ease implementation of the GST regime.

Another reason for increasing the GGST rate in particular is to increase the dependence of the Government's revenue on domestic consumption and thereby, reduce the impact on revenue from external shocks. The negative impact on the Government's finances due to the high correlation between government revenue and external economic conditions was observed during the Covid-19 pandemic. The medium-term increase in

revenue resulting from these changes in the GST rates has been presented in Table 2.2.

Table 2.2: Forecasted Growth in Revenue from Increased GST Rate Starting from 1st January 2023
Percentage

	2023	2024	2025
Total Increase in Revenue	3,644.1	4,231.3	4,653.1
Increase in revenue from a change in GGST rate to 8%	973.3	1,140.1	1,205.1
Increase in revenue from a change in TGST rate to 16%	2,670.7	3,091.2	3,448.1

Source: Ministry of Finance

3.2.3 Expenditure

The proposed budget for 2023 is MVR 42,840.8 million, of which MVR 40,718.3 million has been included as expenditure while MVR 2,101.1 million has been budgeted for debt repayment. Recurrent expenditure is expected to account for 66.8 percent of total expenditure, which is an increase of 1.7 percentage points compared to 2022.

Looking at the 2023 and medium-term expenditure components, compared to 2022, the largest budget increases have been allocated for improving the quality of general public services, public order and safety, defence, health and education. As seen in Table 2.3, debt servicing and amortisation is expected to decrease in 2023 compared to 2022. The high spending on debt servicing in 2022 is due to the repayment of a portion of the sovereign bond issued in 2017. With the completion of several sports projects, the total expenditure on recreation, health and religion is expected to decrease in 2023 compared to this year. However, the expenditure on religious services will increase by 11.2 in 2023. Overall, budget allocations for almost all sectors increased between 2019 and 2023, despite the three years of slowdown in government revenue and finances during this period.

Table 2.3: Spending on Different Sectors*In MVR Millions, unless stated otherwise*

	2022	2023	2024	2025
General Public services	1,684.3	2,053.1	21.9	10.0
Debt Services and Amortisation	6,000.6	5,537.9	(7.7)	23.0
Defence	1,687.5	1,839.9	9.0	6.4
Public Order and Safety	3,003.3	3,446.1	14.7	5.0
Economic Affairs	11,819.0	10,521.7	(11.2)	10.1
Environmental Protection	1,827.4	2,017.2	10.4	28.1
Housing and Community Amenities	2,766.4	2,816.9	1.8	13.0
Health	4,490.3	5,042.6	12.3	9.0
Recreation, Culture and Religion	1,072.6	995.4	(7.2)	9.1
Education	4,362.9	4,649.2	6.6	5.5
Social Protection	4,103.0	3,920.8	(4.4)	(1.6)
Total	42,847.2	42,840.8	(0.0)	7.7

Source: Ministry of Finance

Debt servicing or interest payment has been one of the key areas for which expenditure has increased rapidly after 2020. While interest expenditure stood at MVR 1,540.8 million in 2019, it is expected to increase to MVR 3,436.8 million in 2023 as the debt stock increased due to the need to borrow and finance the deficit during the Covid-19 crisis. Despite the year-on-year increase in interest expense, the growth rate will remain at an average of 8.1 percent in the medium-term. This is lower than the average increase in interest expense of 11.3 percent between 2015 and 2019. If the deficit target is achieved by changing the revenue and expenditure policies as proposed in the fiscal strategy, future expenditure on debt repayment or debt servicing as a share of revenue can also be reduced and maintained at a sustainable level.

For PSIP, the medium-term aim is to complete ongoing projects and ensure that the economy benefits from the assets developed at the earliest. For 2023, MVR 8,552.3 million has been budgeted for PSIP projects. However, in order to retain spending at sustainable levels and encourage deficit reduction, the budget allocated for new projects next year is lower at MVR 580.9 million.

As the deficit needs to be reduced to ensure fiscal and debt sustainability, implementation of several measures has been planned, of which half are austerity measures. This mainly includes slowing down the growth in expenditure through revision of electricity subsidy and reducing waste within the Aasandha health coverage system. Table 2.4 presents the forecasted costs for areas where growth in expenditure is highest, with and without implementing these measures, and the amount of reduction that can be achieved through their implementation.

3.2.4 Budget Balance, Financing and Debt

The budget deficit for 2022 is expected to stand at MVR 13,631.1 million. This is forecasted to decline to MVR 8,620.0 million in 2023, which is 8.3 percent of GDP. Moreover, the forecasted primary deficit for next year is 5,183.1 million. This is 5.0 percent of GDP and is expected to decline on average in the medium-term.

According to the budget financing plan, bonds or sukuk will not be issued to the foreign capital market before 2025, hence, increasing the reliance on the domestic financial market. The main reason for reducing foreign market dependence over the next two years is the high

Table 2.4: Forecasted Expenditure and Cost Reduction Through Austerity Measures*In MVR millions, unless stated otherwise*

	2023	2024	2025
Fuel subsidy	586.17	545.14	436.11
Without measures	1,589.50	1,396.90	1,280.90
Saving	(1,003.33)	(851.76)	(844.79)
Aasandha	1,045.00	958.14	996.92
Without measures	1,505.70	1,418.80	1,357.60
Saving	(460.70)	(460.66)	(360.68)
Pay harmonization	493.18	1,914.02	3,163.02
Without measures	2,000.00	2,000.00	3,163.02
Saving	(1,506.82)	(85.98)	-
Electricity subsidy	593.89	610.78	607.39
Without measures	744.10	807.50	876.30
Saving	(150.21)	(196.72)	(268.91)
Medical consumables	1,014.99	1,036.57	1,037.33
Without measures	1,181.40	1,180.20	1,208.80
Saving	(166.41)	(143.63)	(171.47)

Source: Ministry of Finance

policy rates of most central banks in order to control inflation, which makes external borrowing more costly. However, it is planned to seek cheaper financing in the form of concessional loans from multilateral banks and bilateral partners over the next three years.

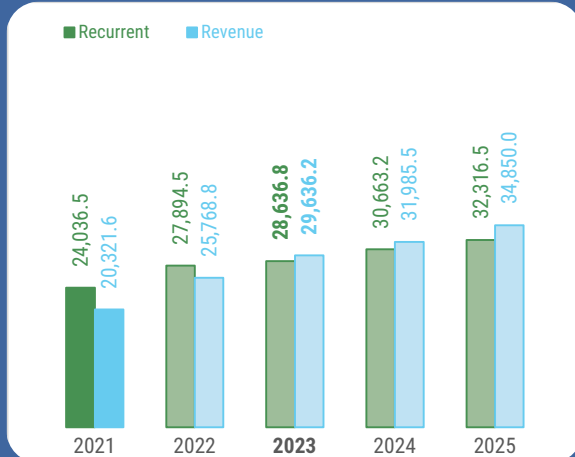
By the end of 2023, total government debt is expected to reach MVR 113,692.2 million. However, this is not an obstacle to maintaining fiscal and debt sustainability, as borrowing and debt servicing capabilities increase along with economic growth. Hence, by maintaining a higher nominal GDP growth rate relative to the growth rate of debt, debt sustainability can be increased and the debt to GDP ratio can be reduced. The debt-to-GDP ratio, a commonly used measure to evaluate the borrowing and debt servicing capacity of a country, is forecasted to decline over the medium-term. By the end of 2023, this ratio is expected to stand at 108.9 percent, and is forecasted to decline further to 102.4 percent by the end of 2025. Furthermore, direct debt (excluding guarantees) as a share of GDP is expected to be 97.7 percent by the end of 2023 and will drop

to 94.0 percent by the end of 2025. With this, the two anchors related to debt levels outlined in the fiscal strategy will be achieved. Chart 2.2 presents the extent to which the fiscal anchors can be achieved once the policies outlined in this Budget are implemented.

Chart 2.2 The Extend to Which the Fiscal Anchors Set in the Fiscal Strategy are Achieved

By 2023, recurrent expenditure should be lowered to a level below revenue and sustained at this level in the long run.

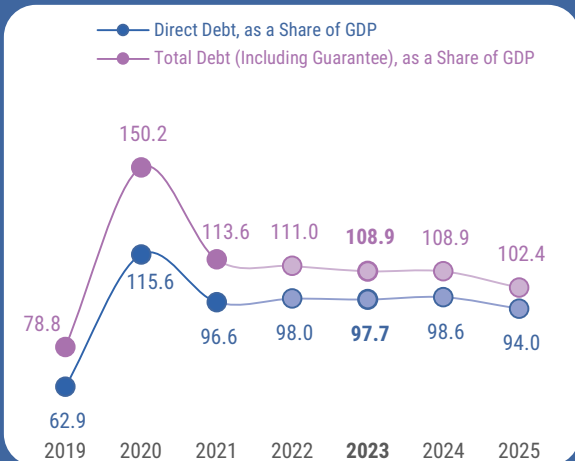
Percentage



With the implementation of measures to reduce expenditure, it is expected that recurrent expenditure would be sustained below revenue levels from 2023 onwards.

Year-on-year downward trend maintained for debt as a percentage of GDP

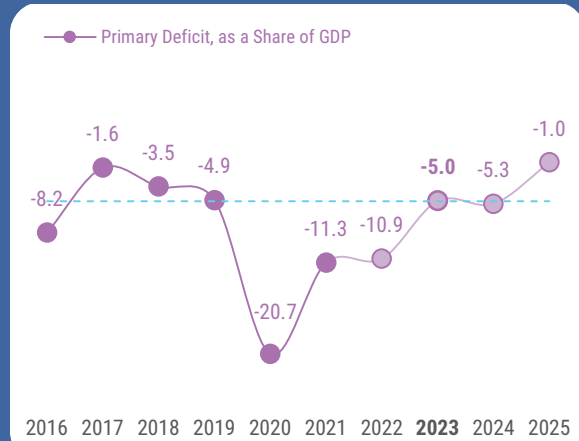
Percentage



If the proposed budget is implemented, debt as a share of GDP is expected to decline year-on-year.

Reducing the primary budget deficit as a share of GDP to 5% by 2023.

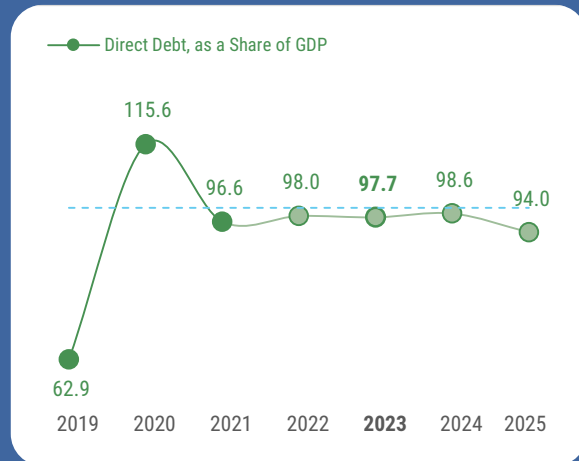
in MVR Millions, unless stated otherwise



From 2023 onwards, the primary deficit as a percentage of GDP will be reduced to less than 5 percent and sustained below that level on average in the medium term.

Reducing the Government's direct debt as a share of GDP to less than 100 percent by 2025

Percentage



As GDP growth was much higher than initially forecasted, the targets set for 2025 has already been achieved.

Government Revenue

Summary

- Government revenue and grants for 2022 is forecasted to be MVR 26,361.1 million and thus is expected to reach the pre-pandemic level.
- Total government revenue including grants is expected to be MVR 32,098.3 million in 2023.
- As a revenue increasing measures, GGST rate will be increased from 6 percent to 8 percent and TGST rate will be increased from 12 percent to 16 percent from 1st January 2023 onwards. This change in GST rates is expected to increase government revenue by MVR 3,654.2 million.
- To enhance effectiveness of revenue policies, the government is in the process of formulating a medium-term revenue strategy.
- Given the economic developments and growth, average annual increase in government revenue is expected to be 10.5 percent in the medium-term.

1. Overview

Despite the sharp decline in revenue owing to the economic downturn of Covid-19 pandemic, government revenue is expected to be on an increasing trend in the medium-term. As of 2019, the government revenue was growing at 11.1 percent per annum. However, in 2020, government revenue including grants declined by 34.5 percent compared to 2019 as a result of Covid-19 pandemic.

As the government revenue is highly dependent on the tourism sector, any shock to the sector severely affects the government revenue realized. As such, TGST, Green Tax, Airport Taxes and Fees and resort land rent are directly affected by tourism sector. In addition, revenue from GGST and import duty are also impacted by the sector. One of the main reasons for the decline in government revenue and grants during the year 2020

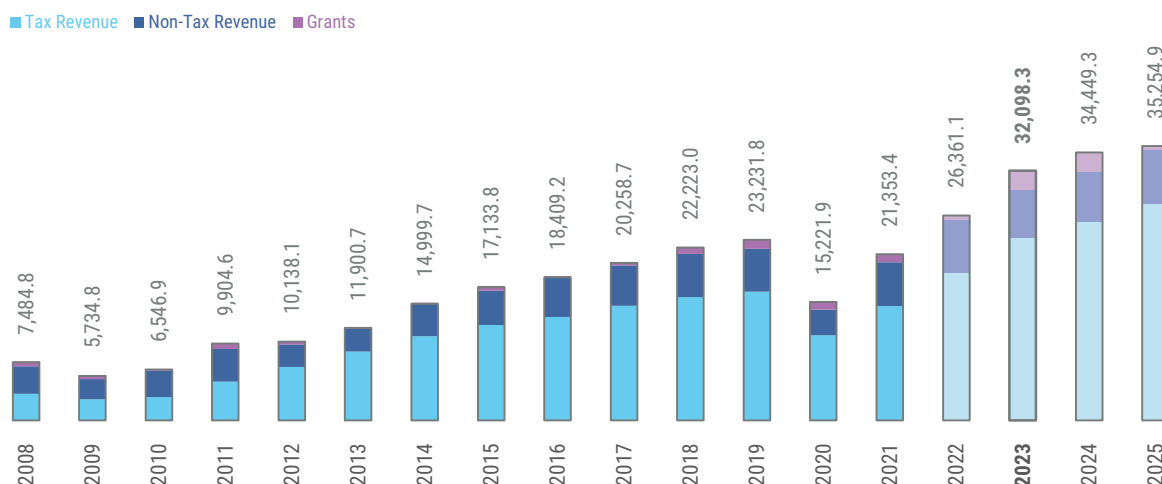
was the sharp decline in tourism sector. However, the sector is rapidly recovering, as the economy recovers from the shock of Covid-19. As shown in Chart 3.1, from the year 2021 onwards, government revenue is expected to increase in the medium term at an annual average rate of 19.0 percent.

As depicted in Chart 3.1, tax revenue accounts for the largest share of government revenue. Statistics from the past four years show that tax revenue accounted for 70.8 percent of government revenue and grants on average. With the implementation of plans to broaden the tax base and enhance the effectiveness of the tax system, this rate is expected to be at 75.4 percent in the medium term.

Tax revenue as a percentage of GDP is an important indicator which shows effect of change in economic growth on government revenue. Although the economy

Chart 3.1: Contribution of Revenue

In MVR millions

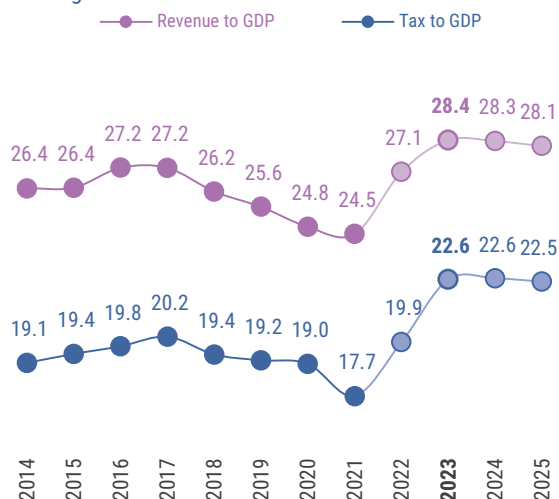


Source: Ministry of Finance

began to recover from Covid-19 pandemic in 2021, this trend was not reflected in the rate of government revenue as a percentage of GDP, as shown in Chart 3.2, as tax revenue did not increase at the rate of economic growth. Income tax revenue received in the year 2021 was comparatively lower than the year 2020 and there is a time lag effect between changes to the economic growth rate and its impact on government revenue. However, as the economy grows and living standards improve, annual government revenue, including tax revenue, is expected to continue to increase in the medium term.

Chart 3.2: Revenue and Tax as a Percentage of GDP

Percentage

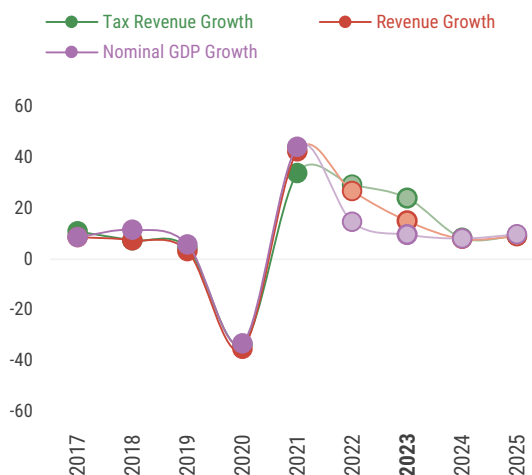


Source: Ministry of Finance

As depicted in Chart 3.3, growth in government revenue during the year 2022 is expected to be higher than the growth in nominal GDP as government revenue is expected to increase by 23.5 percent this year, compared to the year 2021. To maintain government revenue growth at the same level as economic growth, revenue related policies must be strengthened. Thereby, strengthening the tax system is a crucial step towards ensuring that economic growth is reflected in government revenue.

Chart 3.3: Growth Rate of Total Revenue, Tax Revenue and Nominal GDP

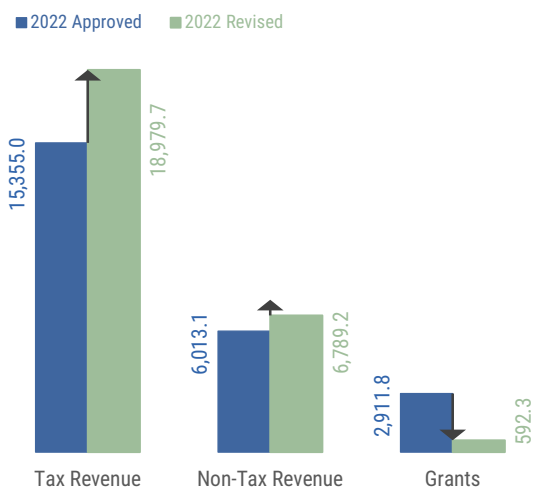
Percentage



Source: Ministry of Finance

Chart 3.4: Revised and Approved Revenue for the Year 2022

In MVR Millions



Source: Ministry of Finance

1.1 Government Revenue and Grants 2022

Total revenue and grants for the year 2022 is expected to be higher than that of the year 2019, given that economy recovered better than expected. As the economy is growing, together with the tourism sector, it is now expected that total government revenue and grants for the year 2022 will exceed the previous forecasts.

As such, total revenue and grants for the year 2022 is expected to be MVR 26,361.1 million, which is 8.6 percent higher than the estimates included in the budget approved for the year. One major reason for this increment is the higher than expected growth in tourist arrivals and the change in airport tax and fee rates from 2022 onwards. Similarly, with the faster than expected recovery of the economy in 2021, revenue received as corporate income tax and dividend is expected to exceed previous forecasts. In addition, resort land rent and land acquisition and conversion fee has exceeded the forecasts, indicating that revenue received as property income will be higher than the initial forecast. As depicted in Chart 3.4, revenue received as grants is expected to be lower than the initial forecasts for the year 2022, though tax revenues and non-tax revenues are estimated to exceed these forecasts.

1.2 Government Revenue and Grants 2023

Government revenue and grants for the year 2023 is estimated to be MVR 32,098.3 million. This is an increase of 21.8 percent compared to the forecasts for the year 2022. The main reason for the expected increase in government revenue during the year 2023 is the increase in GST rates. Similarly, tourist arrivals to

Chart 3.5: Share of Revenue and Grants in 2023

Percentage



Source: Ministry of Finance

Maldives is expected to increase during the upcoming year, compared to 2022, leading to an increase in revenues directly associated with the tourism sector. In addition, income taxes are also expected to increase annually, as the economy is forecasted to continue to maintain a high growth in 2023, and in the medium term. As it can be seen from Chart 3.5, the largest revenue source in the year 2023 is expected to be TGST. TGST is expected to account for 28.3 percent of total revenue and grants while GGST is expected to account for 13.1 per cent of total revenue and grants.

2. Tax Revenue

2.1 GST

2.1.1 TGST

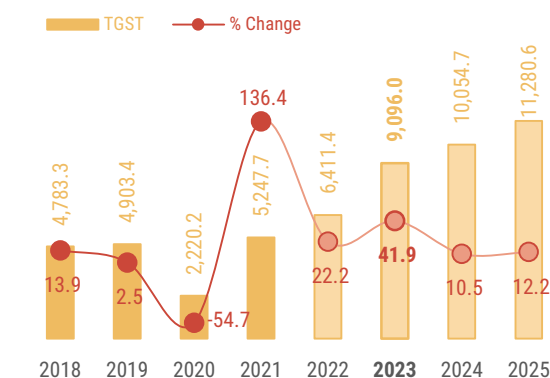
Revenue received as TGST in the year 2021 is higher, in comparison to the year 2020 as tourist arrivals and tourist bednights was significantly higher in 2021. Although tourist arrivals did not reach the pre-pandemic levels in the year 2021, TGST received during the year was comparatively higher than that of the year 2019.

With the opening of the new runway at Velana International Airport in October this year, flight capacity and tourist arrivals during the year 2022 is expected to be higher, compared to last year. At the same time, many countries have opened the borders and eased transport restrictions implemented to control Covid-19. As such, TGST revenue received by the government during the year 2022 is expected to be 22.2 percent higher than the collection of the year 2021.

In 2023, TGST revenue is estimated to be MVR 9,096.0 million. The forecasted TGST revenue for 2023 includes the increase in the TGST rate to 16 percent from 1st January 2023 onwards. The rate change is expected to increase the revenue by MVR 2,680.8 million for the year. The amendment to the Goods and Services Tax Act regarding this change in tax rate, has been submitted to Parliament.

Chart 3.6: Tourism Goods and Services Tax

In MVR millions, unless stated otherwise



Source: Ministry of Finance

The impact of the increase in TGST rates on tourism goods and services depends on the price elasticity of the good or service, which is the extent to which a change in the price of a commodity changes the demand for the commodity. Accordingly, the impact of a price change caused by the change in tax rate will be different for market segments where demand is price-inelastic and segments where demand is price-elastic. Thus, tax revenue is expected to increase from the market segments where demand is price inelastic, as the decline in demand for these inelastic products and services will be low, despite the change in TGST rate. Largest share of TGST revenue is received from resort category and research by the Ministry of Finance shows that this segment has an inelastic demand. Though the overall demand for tourism sector is becoming more elastic due to diversification of the sector, the change in TGST rate in 2023 is not expected to have an adverse impact on the tourism industry.

The increase in TGST rate is expected to have a negative impact on the demand for price elastic segments. However, tourist arrivals forecasted for the year 2023 is higher than the forecasts for the year 2022, average daily rates, after rising during 2020, have not yet declined to the level in 2019. Thus, TGST revenue is expected to be comparatively higher in the upcoming year.

Despite the expected decline in year-on-year average daily rates during the medium term, the expected annual growth in tourist arrival is likely to result in higher TGST revenue during the year 2024 and 2025, as shown in Chart 3.6. In addition, opening of the new terminal at Velana International Airport in 2024 will provide an additional boost to the growth in tourism sector, which will result in increase in TGST revenue.

2.1.2 GGST

After the economic slowdown caused by Covid-19 pandemic, the government's GGST revenue increased in 2021 compared to 2020 as the economy began to recover. With the increase in economic activity, during the year 2021, GGST revenue increased by 19.1 percent, compared to the year 2020. Despite the strong recovery of major economic activities, some sectors such as construction sector did not recover at the same pace. Hence, GGST revenue did not reach pre-pandemic levels, in the year 2021.

Revised forecasts for the year 2022 shows that GGST revenue is expected to be higher, compared to the collection of the year 2019 as recent forecasts show that the main economic sectors will reach pre-pandemic level in 2022. This is an increment of 7.9 percent compared to the year 2019 and increment of 23.5 percent compared to the year 2021.

The revenue from GGST in 2023 is estimated to be MVR 4,203.0 million. In estimating the GGST revenue forecasts, the proposed change to the GGST of changing the tax rate to 8% from 1st January 2023 has been accounted for. As such, government will receive additional revenue equivalent to MVR 973.3 million, due to the change in GGST rate. Given that nominal GDP is forecasted to grow by 9.6 percent compared to 2022, business transactions and spending on goods and services is also expected to increase. Wholesale and retail sector, which is the largest source of GGST revenue, is expected to grow by 4.9 percent in the year 2023. In addition, tourism sector being one of the main

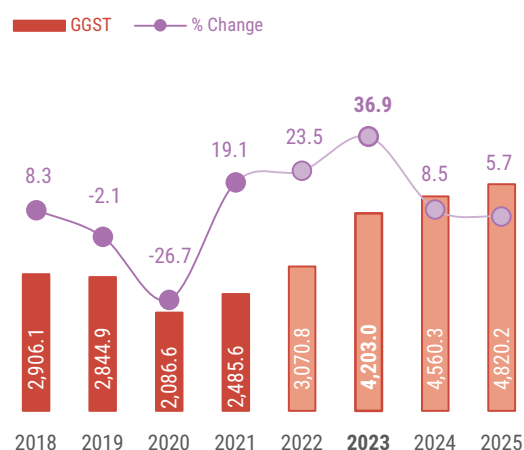
pillars of the economy, growth of the sector will have an indirect positive impact on the GGST revenue.

Although an increase in the prices of goods and services will be a consequence of GGST rate change, its impact on standard of living is expected to be lower as most of the essential goods are zero-rated and basic services are exempted under the GST regime. Tax Incidence report prepared by Ministry of Finance shows that 50 percent of a household's total expenditure is spent on such zero-rated or exempt items. In addition, research shows that the increase in general price level due the change in tax rate will be a one-off increment. Nevertheless, changes in global commodity prices will affect prices of goods and services in the Maldives. The Maldivian economy being highly import dependent, an increase in price of imported goods can have an adverse impact on businesses and households.

As depicted in the Chart 3.7, GGST revenue is expected to increase annually, over the medium term, with the estimated economic growth during this period. Additionally, GGST revenue can be increased if compliance of registered tax payers can be improved. MIRA is currently addressing this under a compliance strategy.

Chart 3.7: General Goods and Services Tax

In MVR millions, unless stated otherwise



Source: Ministry of Finance

2.2 Income Tax

Business Profit Act (Law Number 5/2011) has been repealed with the introduction of Income Tax Act (Law Number 25/2019) on 01 January 2020. As such, Corporate Income Tax, Personal Income Tax, Bank Profit Tax and Withholding Tax are currently levied under the Income Tax Act.

Revenue received as Individual Income Tax and Corporate Income Tax have been increasing year on year. And as the economic recovery since the downturn due to Covid-19 is faster than previously anticipated, and the increase in GDP is higher than the forecasts, revenue received as Income Tax in the year 2022 is now forecasted to be comparatively higher than the year 2021. In addition, government revenue from Individual Income Tax and Corporate Income Tax is expected to increase over the medium term, reflecting the growth in all economic sectors forecasted for this period. As such MVR 2,115.0 million is forecasted as Corporate Income Tax for the year 2023. Individual Income Tax is forecasted to be at MVR 126.1 million, excluding employee withholding tax, as shown in Chart 3.9.

Even though forecasts for the year 2023 is higher than revised revenue for the year 2022, revenue received as Corporate Income Tax is expected to reach pre-

Chart 3.8: Corporate Income Tax

In MVR millions, unless stated otherwise

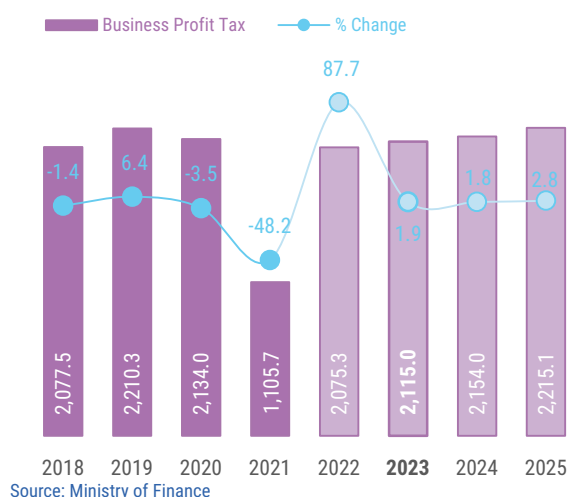
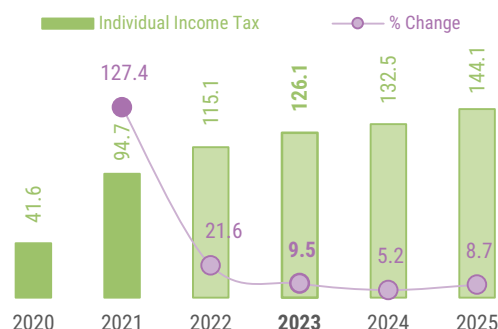


Chart 3.9: Personal Income Tax (Excluding Employee Withholding Tax)

In MVR millions, unless stated otherwise



Note: This tax was introduced in second quarter of 2021

Source: Ministry of Finance

pandemic levels, during the year 2024. Businesses are expected to carry forward the losses they incurred during the year 2020, till then, despite the expected year on year increase in business profits. In addition, individual income is also expected to grow over the medium term, along with economic growth, and forecasted revenue of Individual Income Tax reflects this.

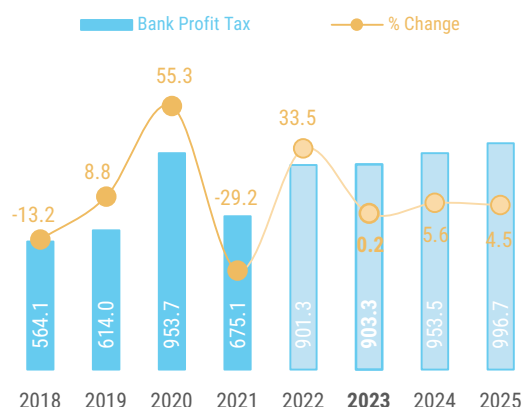
2.3 Bank Profit Tax

Bank Profit Tax for the year 2021 was dependent on the income generated by banks during the year 2020. It is noteworthy that the financial sector was growing during the year 2020, despite the challenges caused by the Covid-19 pandemic. And even though revenue received as Bank Profit Tax during the year 2021 was less compared to the year 2020, it was higher than revenue received as Bank Profit Tax during the year 2019. In addition, with financial sector growth higher than previous years and the one-off recoveries realized during the year, profits declared for the year 2021 is higher than previously expected and thus revenue received as Bank Profit Tax during the year 2022 is forecasted to be higher than previous year. As such MVR 901.3 million has been collected as Bank Profit Tax by the end of August 2022.

Bank Profit Tax for the year 2023 is expected to be higher than the revised forecasts for the year 2022, at an estimated revenue of MVR 903.3 million. Moreover,

Chart 3.10: Bank Profit Tax

In MVR millions, unless stated otherwise



Source: Ministry of Finance

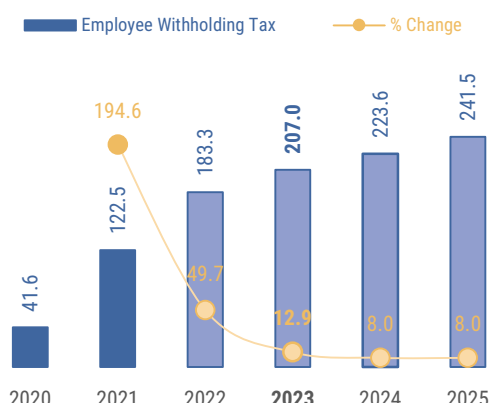
revenue received as Bank Profit Tax is expect to increase over the medium term as well, reflecting the forecasted growth of financial sector, as shown in Chart 3.10.

2.4 Employee Withholding Tax

Employee Withholding Tax was implemented from 01 April 2020 onwards, and this is one reason why annual collection of the year 2020 is comparatively lower than the following years. With the economic recovery in the year 2021, revenue received as Employee Withholding Tax also increased. As such, Employee Withholding Tax received during the year 2021 was 194.6 percent higher, compared to the year 2020. Statistics published by MIRA shows that 9,253 persons were registered for Employee Withholding Tax at the end of 2020, where as this figure increased to 12,958 persons by the year of the year 2021. In addition, it has been observed that increase in Employee Withholding Tax depends on the growth of tourism sector. Therefore, it is expected that revenue received as Employee Withholding Tax will comparatively increase in the year 2023 and in the medium term as well, reflecting the expected growth in tourism sector. And as depicted in Chart 3.11, an annual increment of Employee Withholding Tax is expected for the years 2024 and 2025 as well.

Chart 3.11 Employee Withholding Tax

In MVR millions, unless stated otherwise



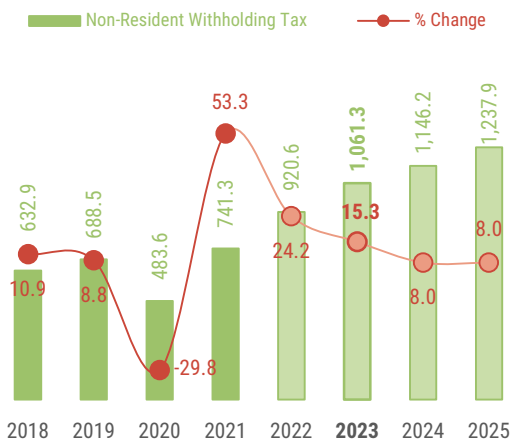
Note: This tax was introduced in second quarter of 2021

Source: Ministry of Finance

2.5 Non-Resident Withholding Tax

Revenue received as Non-Resident Withholding Tax in the year 2021 was an increment of 53.3 percent compared to the revenue received in the year 2020 and an increment of 8.8 percent, compared to the revenue received in the year 2019. This increase in non-resident withholding tax revenue last year was driven by the containment of the spread of Covid-19 which led to a rapid recovery in the tourism sector in 2021. During the past two years, highest Non-Resident Withholding Tax was reported from technical services category and as such, tax reported from this category in the year 2021 was 43.2 percent higher than the tax reported in the year 2020. Moreover, revised forecasts for the year 2022 is 24.2 percent higher than the revenue received in the year 2021.

Estimated revenue from non-resident withholding tax is MVR 1,061.3 million, for the year 2023. And as shown in Chart 3.12, this revenue is expected to increase, reflecting the growth in tourism sector.

Chart 3.12 Non-Resident Withholding Tax*In MVR millions, unless stated otherwise*

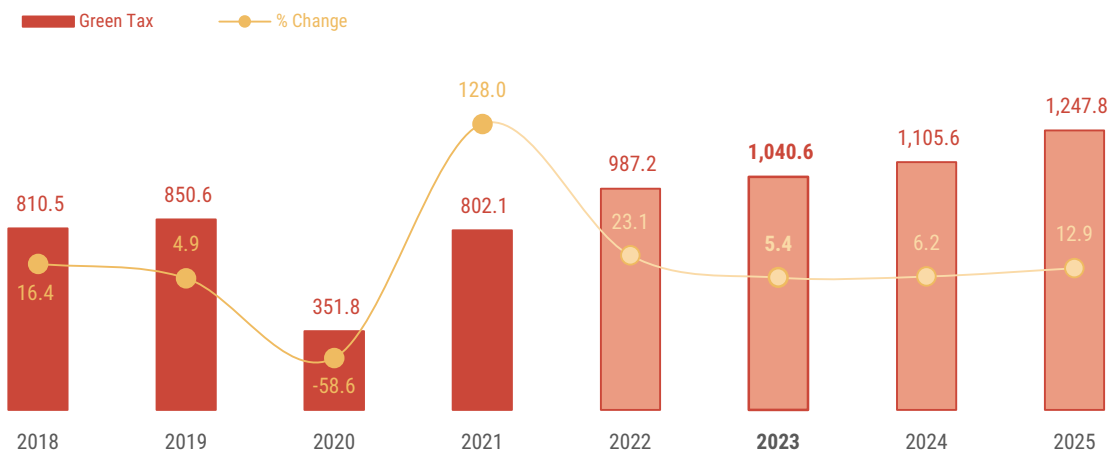
Source: Ministry of Finance

The 11th amendment to Tourism Act (Law Number 2/99) suspended establishment from collecting green tax from 3 July 2022. However, with the approval and ratification of the 12th Amendment to the Tourism Act, during the month of September 2022, collection of Green Tax was recommenced. Although there was a statutory exemption period for Green Tax during the year, tourist establishments have paid Green Tax amounts collected for this period, in accordance with Green Tax Regulation (Regulation Number R-181/2015). Hence, the government received a total of MVR 150.8 million as Green Tax during these months. In addition, revised forecast for the year 2022 is higher than the revenue received as Green Tax during the year 2021.

2.6 Green Tax

With the growth of the tourism industry in the year 2021, revenue received as Green Tax increased by 128.0 percent compared to the year 2020. However, since tourist arrivals and tourist bed nights did not reach pre-pandemic level, Green Tax revenue in 2021 was lower than the revenue received in the year 2019. Tourist bed nights are now expected to reach pre-pandemic level by the end of 2022, and hence revenue from Green Tax is also expected to be higher than revenue received as Green Tax during the year 2019.

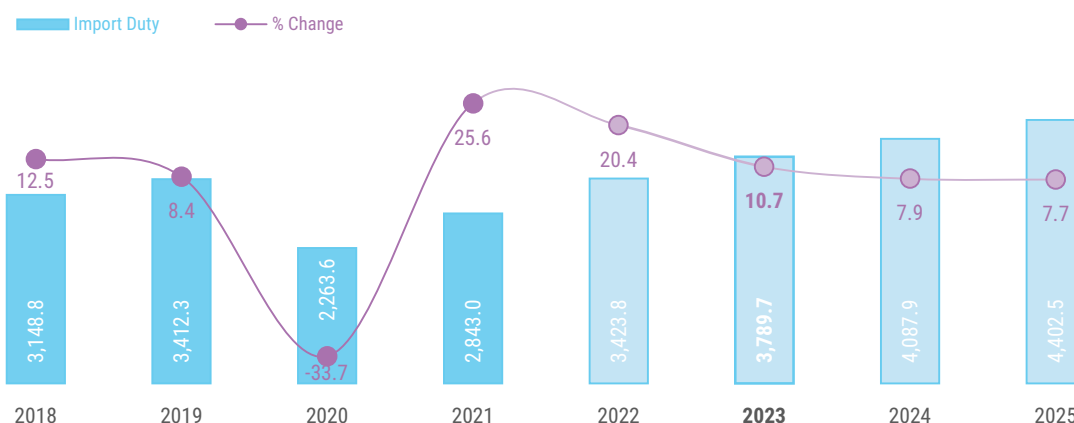
In 2023, Green Tax revenue is estimated to be MVR 1,040.6 million. As revenue forecasts for Green Tax are based on bed nights and the number of bed nights is expected to increase annually in the medium term, Green Tax revenue is also expected to continue to increase, as seen from Chart 3.13. In addition, revenue received as Green Tax is also expected to increase as USD 6.0 is now to be charged as Green Tax, from Guest Houses and Hotels operated in inhabited islands, with more than 50 rooms, as per the 11th amendment to the Tourism Act.

Chart 3.13: Green Tax Revenue*In MVR millions, unless stated otherwise*

Source: Ministry of Finance

Chart 3.14: Import Duty

In MVR millions, unless stated otherwise



Source: Ministry of Finance

2.7 Import Duty

As countries started to ease Covid-19 containment measures such as closure of borders, international travel began to recover resulting in a growth of import duty revenue. As such revenue received as Import Duty in the year 2021 was 25.6 percent higher compared to 2020. However, this revenue is 16.7 percent lower than the 2019 import duty revenue. The revenue received as Import Duty did not reach pre-pandemic level during the year 2021 as the domestic economy did not fully recover from the shock of Covid-19. Similarly, imports of goods have been hampered by the challenges in the international supply chain and because large economies such as China remained closed during the year. Revenue received as import duty was also comparatively low as duty calculation has been changed from CIF value to FOB value, in accordance to the amendment brought to Export Import Act (Act Number 31/79), during the year 2020.

Revised forecasts for the year 2022 is 20.4 percent higher than the revenue received as Import Duty in the year 2021 and as such, Import Duty revenue is expect to reach pre-pandemic level by the end of this year.

A comparative increase in revenue received as Import Duty has been forecasted for the year 2023, considering the expectation that domestic economy

will recover back to pre-pandemic levels and the ease in international transportation sector. In addition, any increase of commodity prices in the global markets will also be reflected in the Import Duty received, given that the country is highly reliant on imports. Therefore, revenue received as Import Duty is expected to increase over medium term as well, as depicted in Chart 3.14.

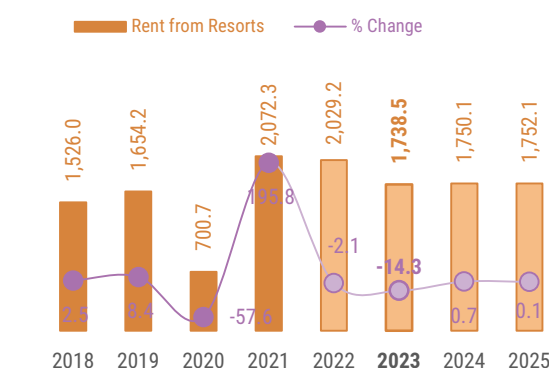
3. Non-Tax Revenue

3.1 Resort Rent

Revenue received as Resort Rent was comparatively higher in the year 2021 as the government received rent of the last two quarters of the year 2020, which was deferred for one year, starting from June 2021. This was a responsive measure to the Covid-19 pandemic

Chart 3.15: Resort Rent

In MVR millions, unless stated otherwise



Source: Ministry of Finance

and though a portion of the deferred rent was received during the first quarter of 2022, the larger share of it was paid in the year 2021. As such, revised forecasts for the year 2022 is lower compared to the year 2021. Chart 3.15 depicts that MVR 1,738.5 million is estimated to be received as Resort Rent during the year 2023 and new resorts expected to be opened during these period are considered in these calculations, in addition to the collection of dues from enforcement actions.

3.2 Revenue fee

Revenue Fee was introduced in October 2020, as a fee levied on the value of goods imported, exported or re-exported from Maldives under Export Import Act (Act Number 31/79). Therefore, the revenue from this fee in 2021 was 480.3 percent higher compared to 2020.

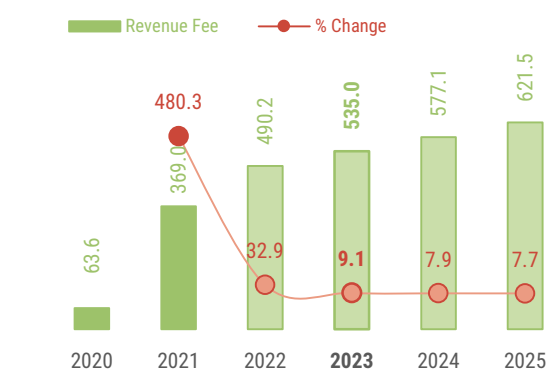
Imports, exports and re-exports are expected to increase in 2022 reflecting the economic growth and hence, revised forecast of Revenue Fee is 32.9 percent higher, compared to the revenue received in the year 2021. As shown in Chart 3.16, this revenue is also expected to increase in the medium-term mirroring the growth trajectory of domestic economy.

3.3 Interest and Dividend

Government has started receiving subsidiary loan interest that was deferred due Covid-19 pandemic and thus, the revised forecast for the year 2022 is MVR 294.2 million. This revenue is expected to increase

Chart 3.16: Revenue Fee

In MVR millions, unless stated otherwise



Source: Ministry of Finance

annually, in the medium term, as major infrastructure development projects are expected to be completed in the upcoming years and thus, it is expected that repayment of loans related to these projects will commence in the medium term.

Revised forecasts for dividends from state owned prices is 70.4 percent higher compared to that of the year 2021. As such, Maldives Airports Company has paid MVR 150.0 million during this year, even though the company has been provided with the opportunity to retain its profit, to cover costs related to the development project of Velana International Project. During the year 2022, an additional MVR 245.3 million has been paid as dividends by Dhiraagu. It is expected that with the completion of major development projects in the medium term, dividends received by the government is forecasted to be higher during this period, as depicted in the Chart 3.17.

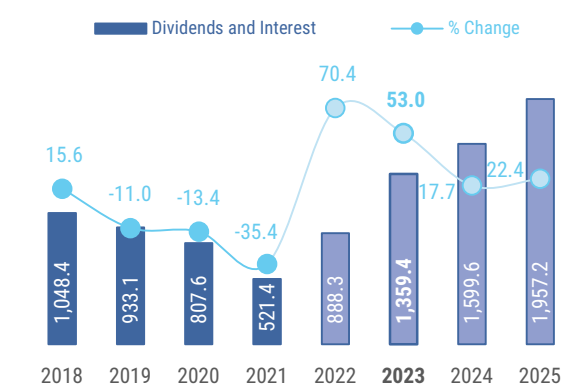
4. Other income

4.1 Airport Taxes and Fees

MVR 956.4 million was received as Airport Taxes and Fees during the year 2021, which is an increment of 69.1 percent compared to the year 2020. This increment was the result of ease of measures taken to control Covid-19 and the rebound in international transport industry, which led to an increase in passengers travelling to Maldives.

Chart 3.17: Dividend from SOEs

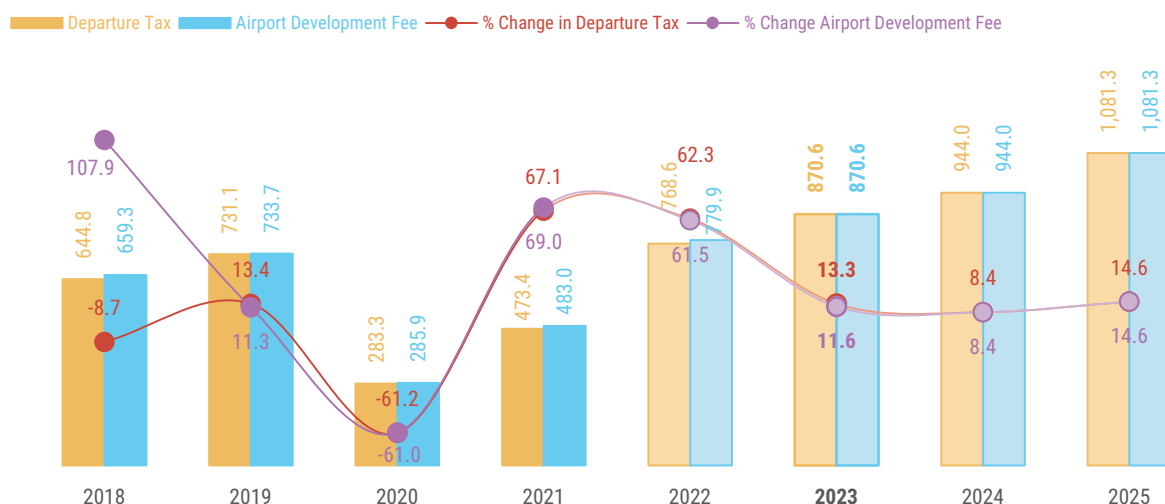
In MVR millions, unless stated otherwise



Source: Ministry of Finance

Chart 3.18: Departure Tax and Airport Development Fee

In MVR millions, unless stated otherwise



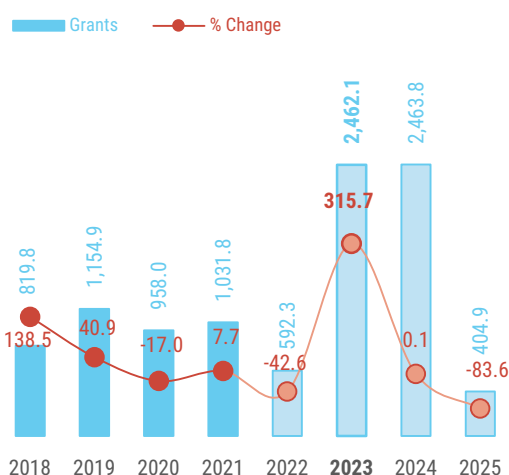
Source: Ministry of Finance

Revenue received as Airport Taxes and Fees is expected to be higher in the year 2022, compared to 2021, reflecting the growth in international transportation, since the year 2021. Furthermore, with the first amendment to Airport Taxes and Fees Act (Law Number 29/2016), a Departure Tax has been introduced replacing Airport Service Charge and an upward revision was brought to the Airport Taxes and Fees. These changes are effective from January 2022 onwards and as such, revised forecasts of Departure Tax is MVR 768.6 for the year 2022. Revised forecasts of Airport Service Charge for the year 2022 is MVR 779.9 million. An annual increment of 12% is expected to be observed in revenue collected as Airport Taxes and Fees, over the medium term, reflecting the expected growing in tourism sector and developments to international air transport, with the completion of Velana International Airport development project.

As shown in , Grant revenue for the year 2023 is estimated to be MVR 2,462.1 million. This is 315.7 percent higher than the revised forecast for the year 2022. Similar to recent years in the past, USD 100.0 million has been included in the forecasts of 2023 and 2024, as revenue from cash grants and the government will continue to work on attaining this.

Chart 3.19: Grants

In MVR millions, unless stated otherwise



Source: Ministry of Finance

5. Grants

Revenue received as Grants increased by 7.7 percent in 2021 compared to 2020, while revised forecasts for revenue received as grants is 42.6 lower compared to the year 2021. It is also estimated that a share of grant that was anticipated to be received in the current year will now be received in 2023.

Government Expenditure

Summary

- The total approved budget for the year 2023 is MVR 42,840.8 million. The total expenditure is MVR 40,718.3 million. This is 1.8 percent higher than the revised estimates for 2022.
- The expenditure for this year is estimated to be higher than approved budget due to the spike in global fuel prices as a result of Russia-Ukraine war and faster than anticipated project implementation of infrastructure projects.
- The largest component of recurrent expenditures is personal emoluments and an increase of 17.6 percent is expected in the year 2023 compared to the previous year.
- Among indirect subsidies, reform of fuel subsidies to a targeted subsidy are planned for next year. Additional subsidies such as sewerage services subsidy and subsidies to fishermen are also included.
- MVR 1,824.3 million is allocated as the councils block grant this year as per Decentralization Act. This is apportioned based on the revised fiscal formula this year.
- The total allocation for PSIP is MVR 8,552.3 million for 2023. The largest PSIP Expenditure is allocated for Greater Male' Connectivity Project.

1. Overview

The government expenditures are expected to increase fivefold by the end of 2023 compared to 2008. The main reasons for this increase are increase in expenditure due to changes to the government structure and increases in spending on social protection and increase in number of PSIP.

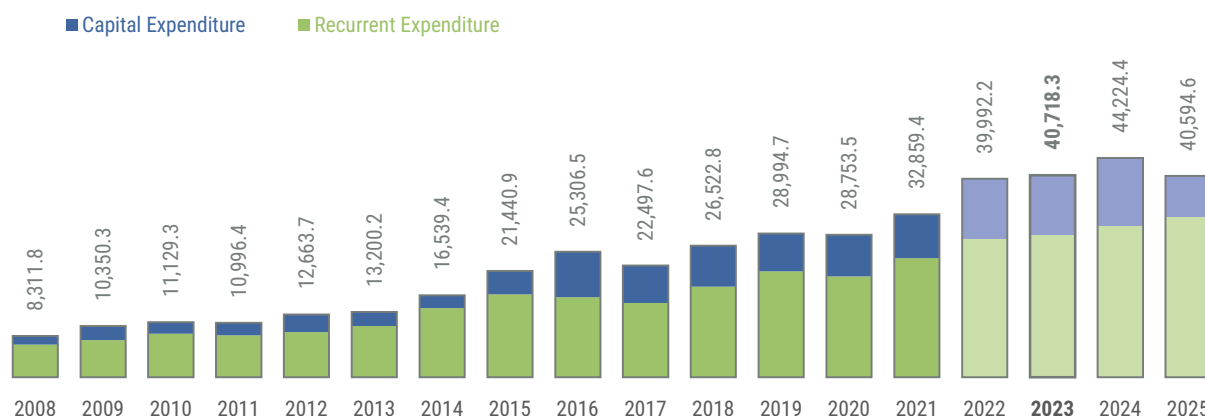
Average annual growth of recurrent expenditure has been 11.8 percent in the past decade. Over this period, the recurrent expenditure was 26.1 percent of the GDP on average. The reasons for the increase in recurrent expenditure are changes to the structure of the government, and the subsequent establishment of new Accountable Government Agencies (AGA), and the increases in the number of employees and the changes

to their pay structure. Furthermore, the increases in spending on social protection also contributed to the increase in recurrent expenses. This includes expenditure on Aasandha health insurance scheme, in addition to the increases in subsidy payments.

Over the past 10 years, capital expenditure increased annually by 16.7 percent on average. As a share of GDP, this amounts to 10.1 percent over the same period. A significant portion of capital expenses are allocated for development projects and investments on SOEs. These investments include profitable investments as well as investments that promote equity and raise the standard of living of the people. Capital expenditure include bridges, water and sanitation systems, harbors and, road development projects. Capital expenditure as a share of GDP is among the highest in the Maldives when

Chart 4.1: Distribution of Government Expenditure

in millions of MVR, unless stated otherwise



Source: Ministry of Finance

compared with similar economies. Capital expenses as a share of GDP in 2021 was at 10.6 percent.

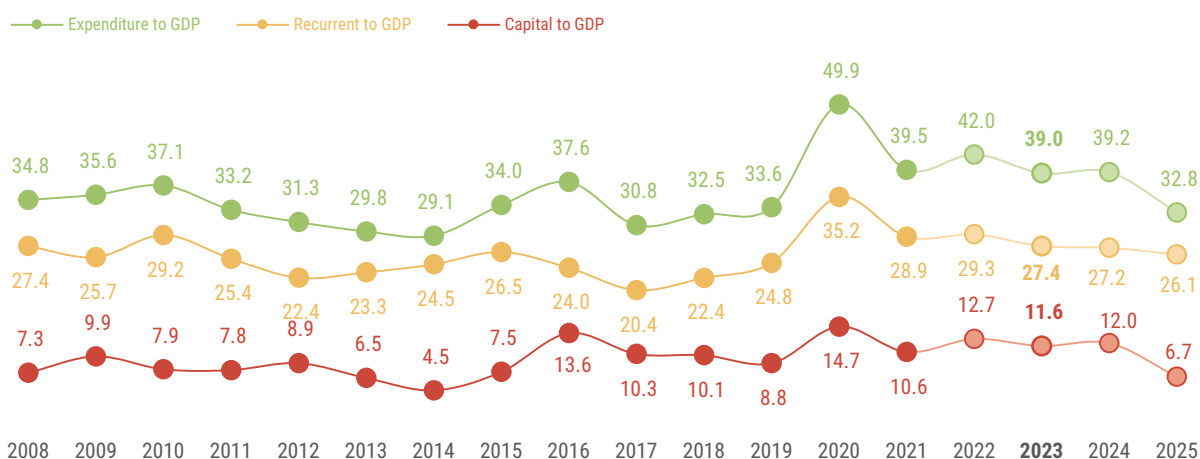
2. Budget 2022

The revised estimate for the expenditure in 2022 is expected to be at MVR 42,847.2 million. This is an increment of MVR 5,847.9 million compared to the approved budget for the year. The main reasons for this increase are the increase in the expenditure on fuel subsidies due to the increases in the global fuel prices at the wake of the Russia-Ukraine war, along with the fast implementation of development projects

across the country. Furthermore, capital contribution to Housing Development Corporation for cashflow management along with the education sector pay harmonization policies are additional causes of higher than estimated expenditure on the government budget. Government offices have also initiated additional programs such as expanding their services after the pandemic, which incurred additional expenses in the government budget.

The fast pace of the implementation of the development projects included in the budget 2022, along with the

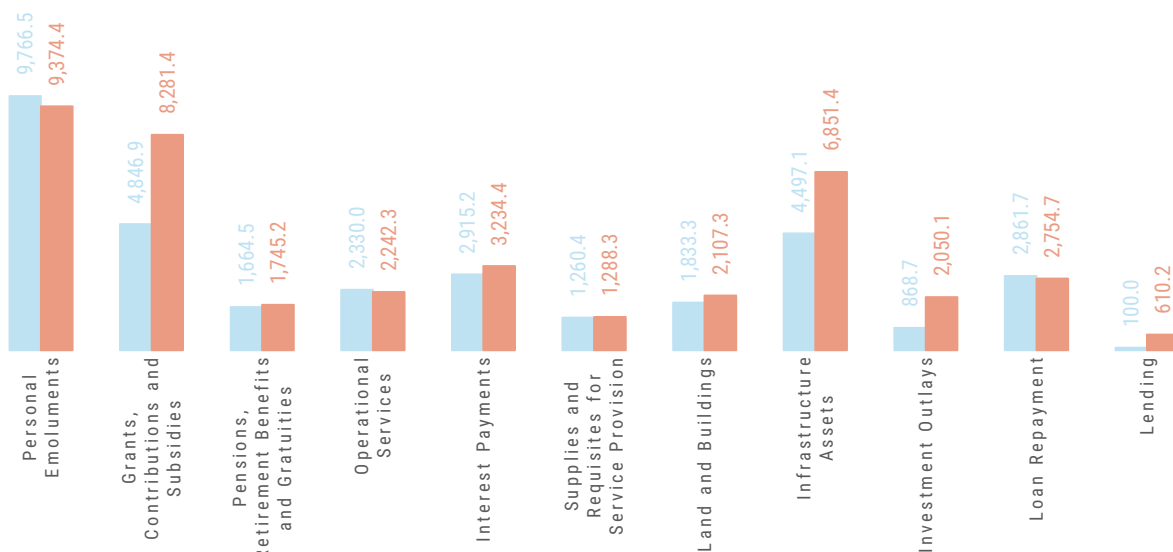
Chart 4.2: Government Expenditure as a Share of GDP
Percentage



Source: Ministry of Finance

Chart 4.3: Differences in Major Components of the Approved and Revised Budget 2022*In MVR millions, unless stated otherwise*

■ 2022 Approved ■ 2022 Revised



Source: Ministry of Finance

additional expenses on energy subsidies due to the increase in global fuel prices require this year's budget to be supplemented.

As such, the Supplementary Budget for 2022 is presented along with the Budget 2023. An overview of the Supplementary Budget is provided in table 4.1.

Table 4.1: Proposed Supplementary Budget 2022*In MVR millions, unless stated otherwise*

Business Area		Details	Approved	Supplement
Total			3,120.5	5,847.9
AGA Budgets				
Special Budget	Fuel Subsidy		341.5	1,974.9
Special Budget	Capital Contribution		868.7	1,181.5
Special Budget	Electricity Subsidy (FENAKA)		477.0	439.7
Special Budget	SIFCO Housing Projects		50.0	340.7
National Social Protection Agency	Aasandha		730.9	906.7
PSIP				
Ministry of National Planning, Housing and Infrastructure	Greater Male' Connectivity Project (Male'-Thilafushi Bridge)		543.3	924.0
Ministry of National Planning, Housing and Infrastructure	Addu City Development Project – Road Development		109.2	80.4

Source: Ministry of Finance

3. Budget 2023

The total budget approved for 2023 is MVR 42,840.8 million. In this budget, expenditures amount to MVR 40,718.3 million. This is 0.4 percent less than the revised budget for 2022.

The total recurrent expenses account for 66.8 percent of the total budget 2023, while the remaining 33.2 percent account for capital expenses. The main components of the recurrent expenditure are personal emoluments, subsidies and, consumables required for service provision. Detailed explanations on personal emoluments and subsidies are provided in sections 4.2 and 4.3 of this chapter respectively.

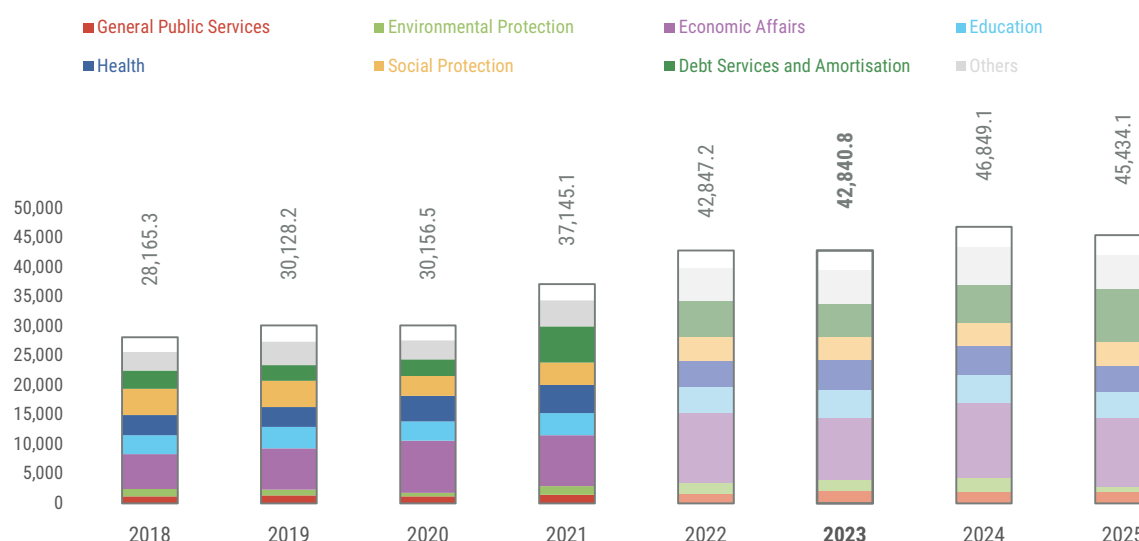
The Budget 2023 will be financing several infrastructure development projects under the Public Sector Investment Program (PSIP) worth MVR 8,552.3 million as part of the capital expenditure. PSIP expenditure for 2023 was formulated with a special attention to projects that would maximize economic and social benefits. They include the Gulhfalhu Port Development Project, establishment of water and sanitation in several islands and, harbor construction projects. The other major component of capital expenses is debt amortization.

The allocations for different components of the Budget 2023 are illustrated in chart 4.4, along with observed changes over the past five years as well as the medium-term. Despite personal emoluments being anchored to a specific share of total expenditure over the past five years, pay harmonization policies planned for the medium-term will see this component increase its share in the total budget allocation in the medium-term. Furthermore, significant increases have been observed in the portion allocated for PSIP over the past five years due to the implementation of mega projects by the government. In addition, increases in the global fuel prices due to the Russia-Ukraine conflict resulted in an unprecedented increases in subsidies component of the budget. However, further explosive increases are expected to be controlled in the medium-term as the government plans to reform the current subsidy regime.

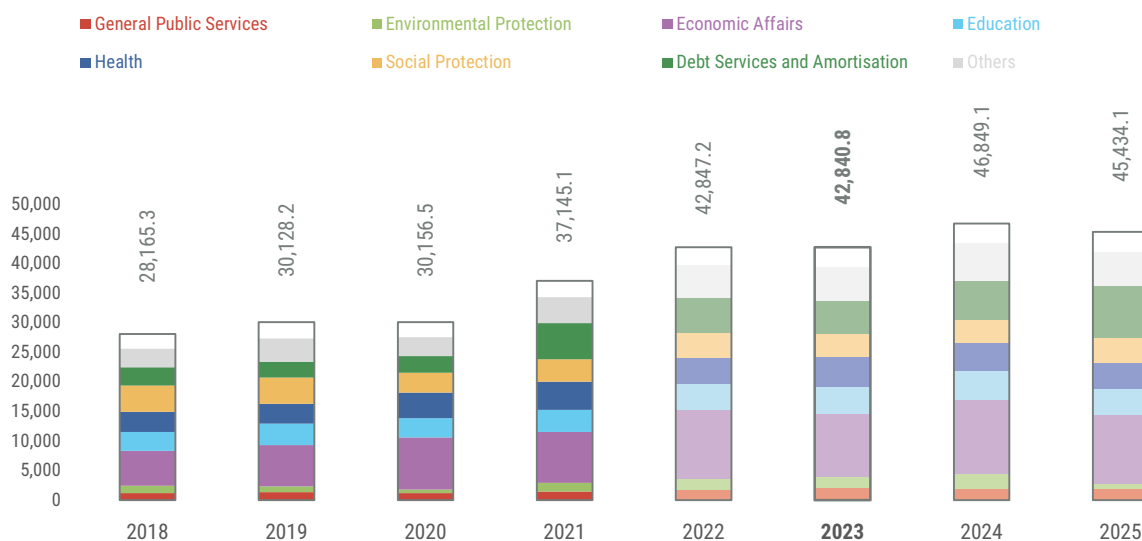
Chart 4.5 illustrates the composition of government expenditures in 2023 in functional categories and how it changed over the past five years as well as the medium-term. As shown in the graph, the largest functional component of the budget 2023 is economic and infrastructural development and this component has seen the most significant growth as well. This category includes large-scale development projects such as

Chart 4.4: Major Components of the Budget

In MVR millions, unless stated otherwise



Source: Ministry of Finance

Chart 4.5: Functional Classification of the Budget 2023*In MVR millions, unless stated otherwise*

Source: Ministry of Finance

the Velana International Airport Development project, reclamation of Gulhifalhu and the Port Development project, along with new water and sanitation projects and projects to enhance the fisheries and agriculture sectors. Debt servicing and amortization is second highest functional category of the budget, equivalent to 8.0 percent of the total budget. Given that major developmental projects were debt-financed, and that the repayment of these loans fall into the medium-term, the expenditure of this category is expected to increase.

The health sector expenses make up 11.8 percent of the total budget, while 10.9 percent is allocated the education sector. These expenditure include capital investments along with human capital investments. For instance, procuring machinery and equipment required to enhance services provided by public hospitals and increasing the number of health professionals in the public health sector along with harmonizing their pay is planned in 2023. Furthermore, the growth of expenditure on the education sector from 2019 reflect the additional expenditure on higher education under the current administration.

Expenditure reduction measures were proposed in the Medium-Term Fiscal Strategy 2023-2025 upon

review of the rate of increase of the government expenditures. This includes reforming the existing energy subsidy regime and moving towards a targeted subsidy regime along with implementing efficiency measures on the utility companies, bulk procurement of drugs and medical consumables and, revision of Aasandha baseline prices to reduce expenditure on medical consumables. Pay harmonization policies are a part of a long-term policy, initiated a few years ago. In this regard, all education sector employees' wages were harmonized by amending the existing wage structure. Revision of pay structures across the government will have significant impact on government expenditures, and hence, the migration of different government sectors to new pay structures is planned to be implemented gradually over several years. Thus, the budgetary impact due to this policy will be minimized for the next year.

The purpose of above-mentioned policy reforms is to ensure long-term fiscal sustainability. As such, half of the fiscal consolidation proposed in the fiscal strategy will be implemented from the expenditure-side, reducing the overall deficit, subsequently reducing the rate of increase in debt. This fiscal consolidation from expenditure-side is also required to achieve the fiscal anchors set for the medium-term.

4. Major Components of the Budget

4.1 Personal Emoluments

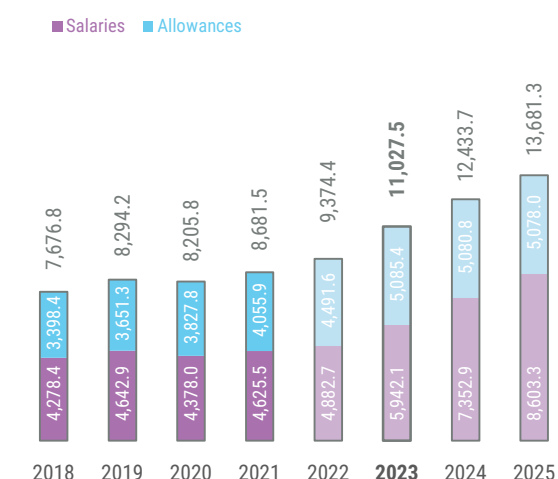
Personal emoluments make up one of the largest components of the budget. Employee salaries, wages and allowances made up about one third of the total recurrent expenditure over the past 5 years. Chart 4.6 illustrates the increases in personal emoluments. The main reasons for this increase are the recruitment of new employees upon the incorporation of new agencies to the government and revisions to the pay structures for government employees. An increase of 17.6 percent is expected next year compared to 2022 due to changes to health sector employee remuneration under pay harmonization policies. Furthermore, the expenditure on an additional 1,000 employees for the health sector is also included in the budget 2023.

Salaries and wages (basic salary and overtime allowance) account for at least half of the expenditure for personal emoluments. The remainder consists of the expenditure on allowances. Unlike many other countries, the Maldivian government employee salary structure consists of many different allowances. As such, 28.7 percent is allocated for service allowance. Living allowance and non-practice allowances are also significant expenditure items under this component. Apart from these allowances, an additional 33 different types of allowances are given to government employees.

Two major milestone policies implemented during the year 2022 with respect to solving issues with government pay structures are introduction of minimum wage and implementation of pay harmonization policy in education sector. The National Pay Commission is currently formulating a new pay structure for all government employees as well. The new pay structure will be implemented gradually over several years to minimize the fiscal impact of the policy changes. MVR 500.0 million is allocated in 2023 as a New Policy Initiative to harmonize pay structure of doctors, nurses

Chart 4.6 Personal Emoluments

In MVR millions, unless stated otherwise



Source: Ministry of Finance

and, allied health professionals. The total expenditure on pay harmonization all government employees is expected to be MVR 3.0 billion and will be harmonized by 2025 and the medium-term budgets reflect expenditure on pay harmonization policy.

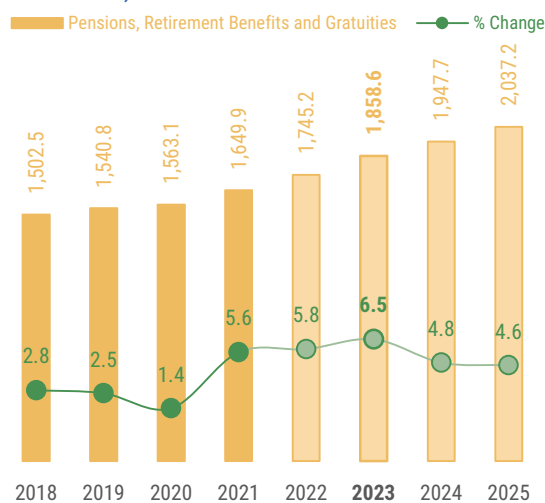
4.2 Pensions, Retirement Benefits and Gratuities

A large portion of the budget is allocated for pensions, retirement benefits and gratuities over the past few years. This category includes expenditure incurred due several policies formulated on retirement. The expenditure under this component consist of expenditure on basic pensions, special allowances by the government and, the retirement pension scheme. In addition, 7.0 percent of the salaries contributed to the Pension fund is included in this category.

As illustrated in chart 4.7, the annual expenses on this component of the budget is on an upward growth trajectory. The estimated expenditure for pensions in 2023 is MVR 1,858.6 million, a 6.5 percent increase from 2022. This accounts for 4.3 percent of the total budget 2023 and is expected to increase to 4.5 percent of the total budget in the medium-term. One of the reasons for the growth in this component is the expected aging population in the Maldives. Nevertheless, government

Chart 4.7: Pension Expenditures and its Rate of Change

In MVR millions, unless stated otherwise



Source: Ministry of Finance

expenditure on basic pensions is likely be lower in the future as larger share of population participate in the Maldives Retirement Pension Scheme.

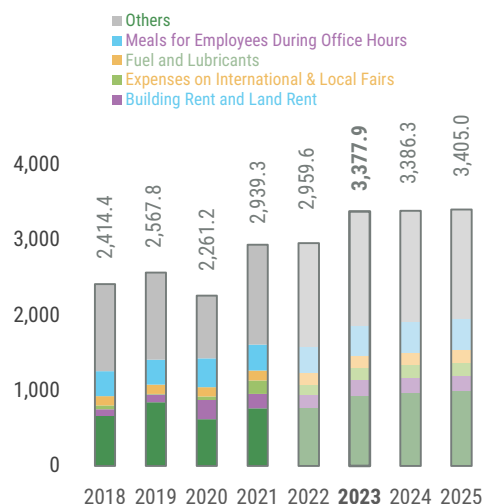
4.3 Operational Expenses

Government expenditure on operational expenditure make up 7.6 percent of the total recurrent expenditure on average over the past 3 years. This component of the budget consists of goods and services required for the continuous provision of public services.

Expenses on utilities has the largest share on this component. Due to the efficiency measures implemented over the past few years on these expenses, expenditure on water, electricity and, internet have been maintained at the same level. The total expenditure on operational services budgeted for 2023 is MVR 610.9 million, while this is expected to reach MVR 475.5 million as at 2022. The increase in expenditure observed in the next year is primarily due to the revision of the existing fuel subsidy regime which will result in an increase in electricity bills of the government. In addition, expenditure on fuel and lubricants make up the bulk of supplies and requisites. The revised estimate for this component is MVR 164.6

Chart 4.8: Operational Expenses

In MVR millions, unless stated otherwise



Source: Ministry of Finance

million for 2022, reflecting the surge in global fuel prices due to the Russia-Ukraine war.

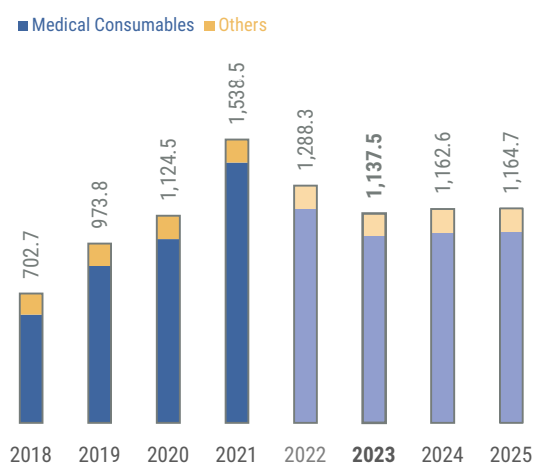
4.4 Supplies and Requisites for Service Provision

The largest expenditure item under this component of the budget is medical consumables. The expenditure on medical consumables has increased significantly over the past two years as a result of the Covid-19 pandemic. As such, a 65.8 percent increase between 2019 and 2021 was observed. The increase in expenditure includes expenses such as procurement of Covid-19 vaccines, personal protective equipment, testing kits and machinery.

Given that Maldives has currently recovered from Covid-19 pandemic, the revised estimates for 2022 is MVR 1,164.0 million. The allocated expenditure for medical consumables in 2023 is MVR 1,015.0 million, which comprises of expenses incurred due to the expansion and enhancement of health services provided in different parts of the Maldives. The reason for a lower allocation for this next year, compared to the past two years, is because spread of Covid-19 is currently contained and Covid-19 related health expenditures are relatively less and expected to stay

Chart 4.9: Supplies and Requisites for Service Provision

In MVR millions, unless stated otherwise



Source: Ministry of Finance

low as large percentage of the population is now fully vaccinated. Furthermore, the government is exploring avenues for the bulk procurement of drugs, along with the revisions of Aasandha baseline prices.

Other significant expenditure items under this component are food for inmates and educational supplies and consumables for school children. The expenses on these items have been unchanged over the past three years and is expected to remain the same in the medium-term.

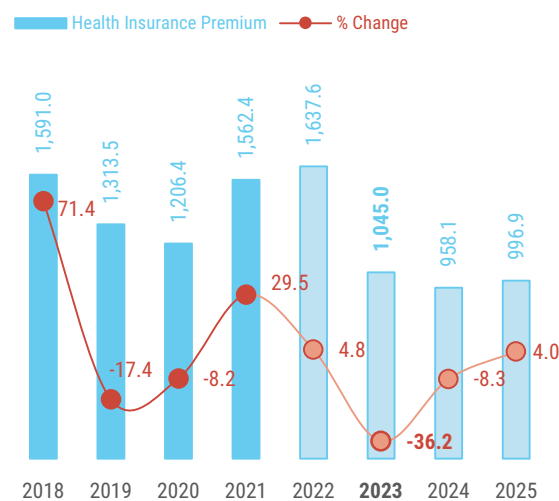
4.5 Grants, Contributions and Subsidies

4.5.1 Aasandha Health Insurance Scheme

One of the reasons for the expected reduction in expenditure of grants, contributions and subsidies in 2023 is due to the planned efficiency and expenditure reduction measures for Aasandha. As such, the government is currently in the process of revising Aasandha baseline prices, or the price of drugs that will be covered under the scheme. Similarly, discussions are ongoing at a bilateral level to explore options for the bulk procurement of drugs and other pharmaceutical products. Given that these policies—initially planned for this year—were not implemented in 2022, expenditure on Aasandha is expected to reach MVR 1,637.6 million

Chart 4.10: Aasandha Health Insurance Premium

In MVR millions, unless stated otherwise



Source: Ministry of Finance

in 2022. However, when the efficiency measures are implemented, the expenditure on Aasandha is expected to decrease next year to MVR 1,045.0 million.

4.5.2 Indirect Subsidies

As shown in chart 4.11, the government provides 7 different subsidies from government budget as of 2022. In 2023, subsidies sewerage services and for the fisheries industry are included in the budget as subsidies. Sewerage subsidy is introduced as a loss recovery for the sewerage service that FENAKA Corporation provides in the atolls free of charge. Similarly, fisheries subsidy is included as a subsidy for MIFCO to recover the loss incurred by buying fish above the market price from local fishermen.

Since 2017, the expenditure on indirect subsidies have been increasing annually. The expenditure on indirect subsidies increase when global commodity prices increase and when the consumption on subsidized goods or services increase. For instance, as number of households increase and consumption of electricity by households raise, electricity subsidies are likely to increase. Similarly, fuel subsidies are expected to increase with a hike in global energy prices. Furthermore, subsidy coverages have been

increased by the government in the recent years. As such, fuel subsidies were increased, in addition to the implementation of electricity price harmonization in 2019, resulting in substantial growth in electricity subsidies.

Majority of the indirect subsidies are paid for through a loss recovery mechanism to SOEs for the public goods and services provided by them below market prices. In the past, SOEs were supported for such goods and services that they provide under government policies through capital contribution and other cashflow assistance. However, these expenses will be recorded as indirect subsidies in the budget from 2023 onwards as it would improve the transparency of budget records. Therefore, fisheries and sewerage subsidies will be recorded as new items under subsidies starting next year.

The most significant changes to the existing subsidy regime from 2023 onwards are the reforms planned for the fuel subsidy and the transport subsidy. The government is currently in the process of reforming the fuel subsidy to a direct subsidy given that expenditure of fuel subsidies reached unprecedented level owing to the surge in global energy prices. The reform of subsidies is expected to bring significant savings when

compared to the current subsidy regime. On the other hand, the expenditure on transport subsidies is likely to increase as the Raajje Transport Link expands its services across the country. Further information related to transport subsidy is included in the Information Box – 2 at the end of this chapter.

4.5.3 Other Gratuities

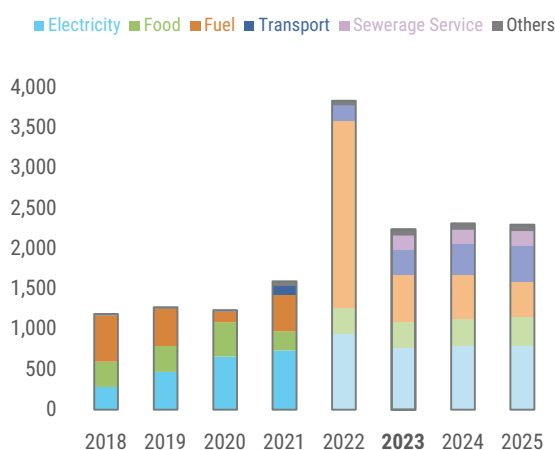
Direct assistance to individuals is the largest share of other gratuities. This includes disability allowance and single parent allowance as mandated by the Social Protection Act (Law number. 2/2014). There have been minimal changes to the growth of this expenditure in 2014. The Budget 2023 allocation for this component will be 6.0 percent higher, compared to 2022. Higher budget allocation for this component is to accommodate the policy change to increase the allowance after categorization of disability and formulating the amount of allowance based on severity of the disability.

4.6 SOE Capital Contribution

Despite the total expenditure allocated for investment outlays in 2022 being MVR 904.4 million, current expenditure trajectory suggest that this expenditure will exceed budgeted amount by the end of this year. One of the primary reasons for this increase is the unplanned budget support earlier this year for Housing Development Corporation Ltd (HDC) as they were unsuccessful in accessing finance from the foreign market due to unfavourable market conditions. Since then, the company did not need to rely on the government as it generated revenues by selling land and expanding business operations. As such, the Budget 2023 does not allocate capital contribution for HDC for next year.

Chart 4.11: Indirect Subsidies

In MVR millions, unless stated otherwise



Note: Other Subsidies include water, preschool and waste management
Source: Ministry of Finance

Chart 4.12: SOE Lending

In MVR millions, unless stated otherwise



Source: Ministry of Finance

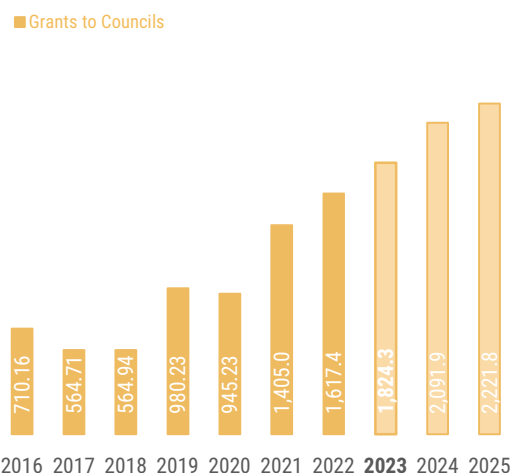
The main reasons for capital contribution for SOEs is to assist in managing their cashflows and expanding their business operations. It is worth noting the capital contributions for SME Development Finance Corporation (SDFC) and Agro National Corporation (AgroNat) for the expansion of their business operations. The capital requirement for SDFC is being allocated over several years in tranches, where a total of MVR 1,200.0 million have been committed, of which 870 million has been utilized. The remainder of this commitment is expected to be utilized in 2023 and 2024. As such, the budget allocation for capital contribution to SDFC in Budget 2023 is MVR 250.0 million while MVR 80.0 million is allocated in 2024. Furthermore, to diversify the Maldivian economy and support the growth of the local agriculture industry, MVR 80.0 million is allocated for the AgroNat Corporation as capital contribution. All other capital contributions to SOEs have been allocated for their cashflow management.

4.7 Local Councils Block Grant

As per the 8th Amendment to the Decentralization Act in 2019, a minimum of 5 percent of the total approved revenues, and 40 percent of the revenue from rents of land, lagoons and, reefs outside the jurisdiction of

Chart 4.13: Councils Block Grant

In MVR millions, unless stated otherwise



Note: Councils Expenditures are displayed between 2016 and 2019, while Council Block Grant figures are illustrated from 2020 onwards.

Source: Ministry of Finance

the council is to be allocated as a block grant to local councils. The grant is apportioned to individual councils using a fiscal formula formulated by the Ministry of Finance.

The total amount allocated for councils block grant in 2023 is MVR 1,824.3 million, a 12.8 percent increase from the amount of block grant in 2022. This is also the first time block exceeds the first block grant amount of MVR 1,615.0 million allocated for the councils in Budget 2020. Block grant amount being low over the past two years is primarily because of the low government revenues at the wake of Covid-19 pandemic. However, as the medium-term revenues are expected to be on an increasing trajectory, the block grant amount is expected to be higher than MVR 2.0 billion in 2024.

The fiscal formula for Councils Block Grants for 2023 is detailed below.

- Total amount of Block Grant:
 - 5 percent of the Total Revenues in the Approved Budget
 - 40 percent of the rental income from land, lagoons and, reefs
- Percentages of the Total Block Grant apportioned for Island, Atoll and, City Councils:
 - Island Councils: 70 percent
 - Atoll Councils: 10 percent
 - City Councils: 20 percent

These apportionments are allocated for individual councils in two ways: through and equalization grant and based on the fiscal formula indicators. The primary purpose of the equalization grant is to ensure that no council is allocated an insignificant amount as block grant revenue. Equalization grant is allocated as follows:

	Percentages		
	Island Councils	Atoll Councils	City Councils
Equalization Grant	25	50	25

Secondly, councils block grants are apportioned across individual councils is using the fiscal formula. Ministry of Finance included the Local Councils Fiscal Performance Index as an additional indicator in 2023. This index is calculated based on the compliance of the councils in sending the council budget estimates in the format required for the preparation of Budget, number of days utility bills are overdue (if there are overdue utility bills) and regularity of reporting of council finances in the Viya Module. The rationale behind including the Fiscal Performance Index in the fiscal formula is

	Percentage		
Indicator	Island Council	Atoll Council	City Council
Population	75.0	60.0*	70.0
Land Area	7.5	5.0*	10.0
Distance from the Administrative capital of the atoll	5.0	22.5*	5.0
Distance from Male'	5.0	5.0	7.5
Council Performance Index	3.75	3.75	0.0
Council Fiscal Performance Index	3.75	3.75	7.5

* This is the total of all inhabited islands

to encourage Local Councils to manage and report on council finances, and reward local councils that comply with the Public Finance Act. The indicators and their respective weights are used to allocate the block grant. Details of the fiscal formula weights are given below.

4.8 Public Sector Investment Program

The Public Sector Investment Plan (PSIP) is a medium-term plan formulated for prioritization of infrastructure development in the Maldives. PSIP is a significant component of the budget that ensures that the pledges related to economic and social development are met, along with improving the standard of living in the Maldives. This is also an important path to achieving the Sustainable Development Goals.

An average of 17.8 percent of the total budget has been allocated for the PSIP over the past 10 years to achieve the goals of the government. The expenditure on PSIP increased in 2018 as a result of spending on multiple

mega projects. On the other hand, the expenditures on PSIP declined in 2020 due to the Covid-19 related economic crisis as well as the constraints on the global supply chain. The expenditure on PSIP, however, is expected to gather pace as the economic recovers.

The PSIP for 2023 plan prioritizes completion of on-going projects and new projects which will assist in achieving the presidential pledges. Projects linked to prioritized policies of the government were considered when formulating the PSIP. As such, key priorities of the government include economic growth, diversification and, improving the resilience of the Maldivian economy, along with regional development across the country.

The Budget 2023 allocates fiscal space for mega projects as per the government's development policy. As such, the development of Hanimaadhoo International Airport was contracted this year as one of the largest projects implemented outside of the Greater Male Region. This project is expected to bring in significant economic progress, growth of tourism, create more economic opportunities and, improve the standard of living in the Boduthiladhunmathi region of the Maldives. In addition, the Budget allocates the financing required for the implementation of the ongoing ThilaMale' Bridge Project as well as the Gulhifalhu Port

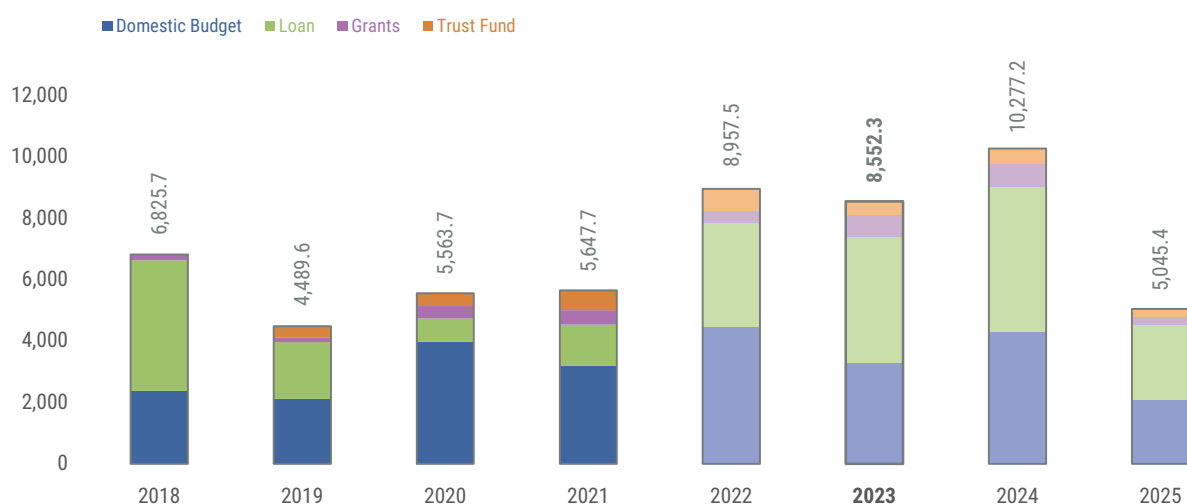
Development Project, widely considered as the gateway for commerce. Furthermore, the Budget includes the expenditure on ongoing water and sanitation network projects to establish these essential services in all the islands of the Maldives, along with the development of necessary education and sports infrastructure. The Budget also includes the development of 6,000 housing units. Enhancement of the health sector is one of the key priorities of 2023 and as such, several ongoing and new projects such as the development of tertiary hospitals in five regions of the Maldives are planned 2023.

The total PSIP Budget for 2023 adds up to MVR 8,552.3 million, making up 20.0 percent of the total Budget. The sources of financing for this program include MVR 3,286.3 million from the Domestic Budget, MVR 4,114.8 million through foreign loans, MVR 713.0 million through project grants and, MVR 439.0 million through the Maldives Green Fund. These details can be seen from Chart 4.14 for the past few years and the medium-term.

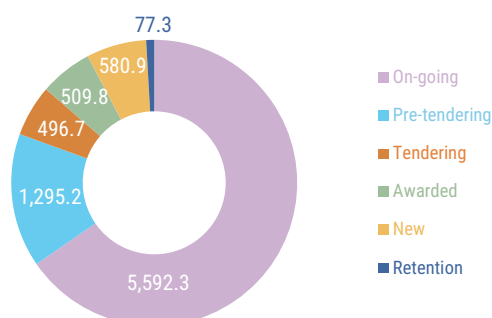
The PSIP 2023 allocations by status are: MVR 580.9 million for 272 new projects; MVR 496.7 million for 88 projects being tendered; MVR 1,295.2 million for 273 projects under pre-tendering; MVR 5,592.3 million

Chart 4.14: Expenditure on PSIP

In MVR millions, unless stated otherwise



Source: Ministry of Finance

Chart 4.15: Status of the PSIP 2023*In MVR millions, unless stated otherwise*

Source: Ministry of Finance

for 682 ongoing projects; MVR 77.3 million for 112 completed projects for retention. Chart 4.15 illustrates the distribution of the status of the projects in the PSIP 2023.

4.8.1 Functional Classification of the PSIP 2023

Transport

Similar to 2022, the largest portion of the PSIP Budget 2023 is allocated for the transport sector, amounting to MVR 2,588.7 million which is 30.3 percent of the total PSIP budget for 2023.

The ThilaMale Bridge Project is the largest share of expenditure on this sector. The total cost of the project is MVR 792.0 million, of which MVR 591.7 million is secured from Indian Exim Bank, MVR 182.3 million is secured as project grants from the Indian Government and remaining MVR 17.9 million will be financed from the Domestic Budget. In addition, expenditure to conduct a feasibility study and project formulation of the Ga. Villingili – Kooddoo Bridge project is included in the Domestic Budget.

The other main component in this sector is on the development of airports. The largest projects under airports development are the development of the Velana International Airport Terminal, extension of the

N. Maafaru Airport, development of the new airport in M. Muli and, the development of HDh. Hanimaadhoo and S. Gan International airports. MVR 857.4 million is allocated for these projects. The sources of financing for these projects include the line of credit from the Indian Exim Bank, Kuwait Fund, OFID, Saudi Fund, Abu Dhabi Fund and, the Domestic Budget.

Furthermore, the Budget 2023 allocates MVR 395.0 million for the improvement of accessibility in within the country. This consists of new harbour projects in several islands. In addition, MVR 308.1 million is allocated for the Development of K. Gulhifalhu Port, which is a high priority project of the government. This project is financed through the Indian Exim loan disbursements amounting to MVR 291.7 million and MVR 16.3 million financed from the Domestic Budget.

Land Reclamation and Road Development

MVR 1,462.9 million is allocated for land reclamation and road development under the PSIP 2023, contributing to 17.1 percent of the PSIP. The majority of the expenditures are allocated for the land reclamation in several islands. For instance, expenditure on reclamation second phase of K. Gulhifalhu amounts to MVR 617.8 million, to be financed by loans. Gulhifalhu reclamation will help develop supporting activities of the project including logistics, warehousing and, other industrial work. MVR 171.6 million from the Line of Credit facility by the Government of India is included for Addu City Reclamation project.

Furthermore, the ongoing and awarded road development projects have an allocated total amount of MVR 239.4 million, along with a total of MVR 23.5 million allocated for new projects in several islands.

Housing

Housing projects have a total allocation of MVR 736.8 million in 2023. This comprises of the MVR 31.8 million for the Affordable Housing Project financed through loan from the Saudi Fund. Ongoing housing projects have an allocation of MVR 186.6 million in 2023.

Health

The investments on developing the public healthcare infrastructure have been increasing annually, in accordance with the presidential pledges. As such, the total allocation for the development of health infrastructure in the Budget 2023 is MVR 750.4 million, equivalent to 8.8 percent of the total PSIP Budget. Notable projects in this sector are the ongoing development and upgradation of tertiary hospitals in Kulhudhuffushi City, GDh. Thinadhoo and, R. Ungooaaruu. The financing for these projects is planned to be arranged through the Domestic Budget, Kuwait Fund and, the Indian Exim Bank.

The new projects planned for 2023 include the construction of an operation theatre complex, along with the commencement of ICU and NICU services at the Hulhumale' Hospital, amounting to MVR 35.1 million financed from the Domestic Budget. This includes the expansion of the operation theater and ICU in Abdulsamad Memorial Hospital as well.

Environmental Protection

Environmental Protection has a total Budget allocation of MVR 1,625.1 million, amounting to 19.0 percent of the total PSIP Budget. The largest share of this budget is allocated to waste management, amounting to MVR 631.0 million. This includes the Greater Male' Environmental Improvement and Waste Management Project. Furthermore, MVR 257.7 million is allocated for the Maldives Clean Environment Project and the Greater Male' Waste to Energy Project. MVR 59.3 million has also been included in the PSIP 2023 for several ongoing and new projects under second phase of the

Small-Scale Waste to Energy Project. An additional MVR 168.5 million is allocated for waste management projects to be implemented from the Maldives Green Fund.

Other significant projects in this area are on coastal protection, amounting to MVR 303.6 million for ongoing projects while MVR 8.3 million is allocated for new projects. MVR 411.9 million is allocated for coastal projects under the PSIP 2023. Ongoing renewable energy projects funded by the grants from World Bank and the Asian Development Bank amount to MVR 82.7 million. Furthermore, the loan funded projects Accelerating Renewable Energy Integration and Sustainable Energy Project, Sustainable Energy Project and, the Preparing Outer Islands for Sustainable Energy Development Project have a total budget allocation of MVR 200.1 million.

Establishment of Water and Sanitation

Establishment of water and sanitation systems in all parts of the Maldives is a key priority of the Government. As such, all ongoing and new water and sanitation projects have an allocation of MVR 643.8 million in the Budget 2023. The financing for this expenditure consists of MVR 191.3 million for the ongoing water and sanitation projects in 34 islands through a Line of Credit Facility from the Indian Government, along with OFID and Kuwait Fund loans amounting to MVR 110.6 million for other such projects. The amount allocated from the Domestic Budget and the Maldives Green Fund for new and ongoing water and sanitation projects is MVR 339.6 million.

5. New Policy Initiatives

New Policy Initiatives (NPIs) consist of newly added projects and programs to the Budget and those projects and programs which the scope has changed since its initial inclusion in the Budget.

The Medium-Term Fiscal Strategy—formulated for 2023 to ensure fiscal and debt sustainability—does not include fiscal space for NPIs. However, as the fiscal anchors are expected to be achieved sooner than they have been envisioned in the Fiscal Strategy because of higher than expected revenue. Therefore, NPIs amounting to MVR 580.9 million has been include in the Budget 2023.

The Presidential pledges, Strategic Action Plan and, the National Resilience and Recovery Plan were taken into consideration during the formulation of the NPIs for 2023. The priorities under NPIs will be to improve service provision by the Government, enhancement of the health sector, operational expenses of projects nearing completion and the provision of essential services. Further information on NPIs for 2023 is included under Table 4.8.

6. Debt Servicing

Expenditure under Debt Servicing include debt service or interest payments and debt repayment. The revised expenditure on debt servicing in 2022 is estimated to be MVR 5,989.2 million. The Government debt is expected to increase due to the high deficits, driven by the increasing subsidy bill with the increase in global fuel prices, along with the slow implementation cost-cutting measures planned for this year. As such, the debt servicing expenses are expected to be 11.0 percent higher for the current year than the Approved Budget, and 53.7 percent higher compared to 2021. Increase in interest costs are due to increase debt for budget financing during the Covid-19 pandemic, along with interest payments made this year for the USD

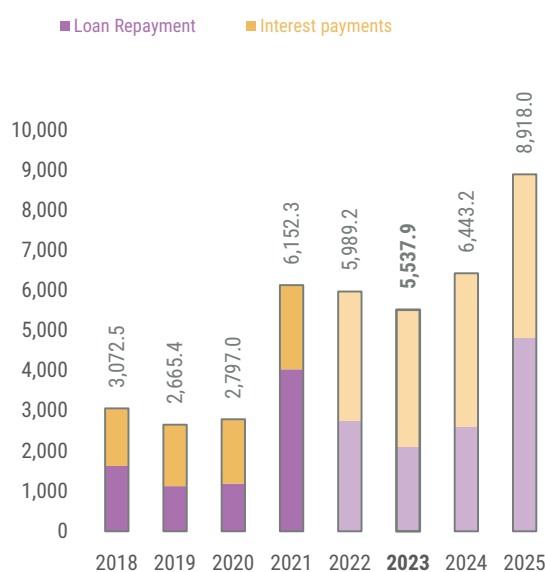
500.0 million Sukuk issued in 2021. Furthermore, the completion of the Debt Service Suspension Initiative by the G-20 countries also increased the expenditure compared to the previous year.

While the loan service payments are expected to increase in 2023 by 6.3 percent, an 11.4 percent increase is expected in 2024. The growth of expenditure on interest payments in the medium-term is expected to be low due to a halting of issuing bonds and sukus in the foreign market, along with increasing dependence on the Maldivian domestic market and concession foreign financing to finance the deficit.

The revised expenditure on debt amortization for 2022 is MVR 2,754.7 million, a 31.9 percent decline compared to 2021. The reason for this decline is the repayment of 76.0 percent of the Euro Bond issued in 2017 as part of the liability management exercise carried out in 2021. Given that the remaining balance of the Euro Bond was repaid in 2022, future expenditure on debt amortization is expected be relatively lower compared to the past.

Chart 4.16: Debt Servicing

In MVR millions, unless stated otherwise



Source: Ministry of Finance

Debt amortization in the medium-term is expected to be lower than the current year as no significant payments are needed to be made for any of the instruments that have been issued. As such, Loan Repayments for 2023 is expected to be at MVR 2,101.1 million, while it is expected to increase to MVR 2,615.0 million in 2024. However, the expenditure on this is expected to be MVR 4,386.6 million in 2025 as a foreign loan amounting to USD 100.0 million will mature in 2025.

Budget Deficit, Debt and Financing

Summary

- The primary deficit as a share of GDP for 2023 is forecasted to be 4.8 percent.
- It is planned to reduce the reliance on foreign financial markets in meeting the government's borrowing requirement, and instead increase the recourse to foreign concessional financing and the domestic financial market over the next two years.
- The Government's direct debt is expected to increase by 9.2 percent, reaching MVR 101,953.9 million, in 2023, with external debt expected to account for 60.8 percent of the total direct debt stock. In addition, direct debt as a share of GDP is forecasted to be 97.7 percent by the end of next year.
- Public and publicly guaranteed debt as a share of GDP is projected to be at 108.9 percent by the end of 2023. This value is expected to decline further to 102.4 percent by the end of 2025.

1. Overview

In preparing the 2023 and medium-term budget, priority has been given to achieving the four fiscal anchors set in the fiscal strategy. The revenue and expenditure plans have been formulated to reduce and maintain the primary deficit as a share of GDP below 5 percent, maintain recurrent expenditure below Government, and to bring direct debt as a share of GDP below 100 percent by the end of 2025.

Since deficit budgets have been planned for the next three years, the budget will need to be financed through borrowings and other means. The main considerations when preparing the medium-term budget financing plan were the cost of financing, the risks to the debt portfolio, and conditions in the domestic and foreign financial markets. With many central banks around the world currently increasing their policy rates to stabilize and reduce inflation, borrowing from the foreign

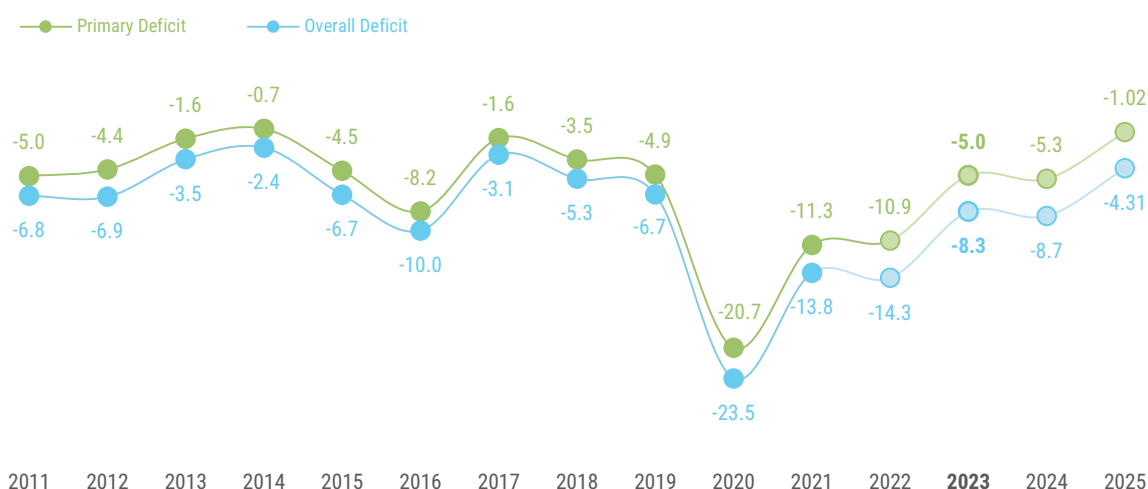
financial market is expected to be costly. Therefore, the plan is to minimise borrowing from foreign financial markets while increasing reliance on foreign concessional financing and domestic financial market for the next two years.

Although borrowing to finance the budget will increase the total amount of debt, the country's borrowing and debt servicing abilities are increasing as the economy expands. Moreover, as it has been planned to keep the growth rate of debt below the GDP growth rate, the debt-to-GDP ratio will decline over the years. This will reduce fiscal constraints on financing and debt in the medium-term and strengthen efforts to improve fiscal and debt sustainability.

2. Budget Deficit

The budget deficits between 2020 and 2022 remains significantly higher compared to previous years due to

Chart 1.1: Overall and Primary Deficit as a Share of GDP from 2011 to 2025
Percentage



Source: Ministry of Finance

the pandemic induced fall in government revenue and an increased spending on subsidies driven by the rise in global fuel prices and the surge in global inflation. While the overall deficit as a share of GDP averaged 5.7 percent between 2011 and 2019, it is expected to increase to an average of 17.2 percent between 2020 and 2022. However, the deficit is expected to return to lower, sustainable levels with the changes to revenue and expenditure policy planned to achieve the anchors outlined in the fiscal strategy. Thus, the overall budget deficit as a share of GDP is expected to stand at 7.0 percent between 2023 and 2025.

The projected overall budget deficit for 2023 is MVR 8,459.4 million, which equivalent to 8.1 percent of GDP. This is 37.9 percent lower than the revised deficit figure of MVR 13,631.1 million forecasted for 2022. The primary deficit is forecasted to stand at MVR 5,022.6 million in 2023, which is equivalent to 4.8 percent of GDP. This is 51.7 percent lower than the primary deficit of MVR 10,396.7 million forecasted for 2022. Thus, it is anticipated that the anchor set out in the fiscal strategy to reduce primary deficit as a share of GDP to 5 percent will be achieved by the end of next year.

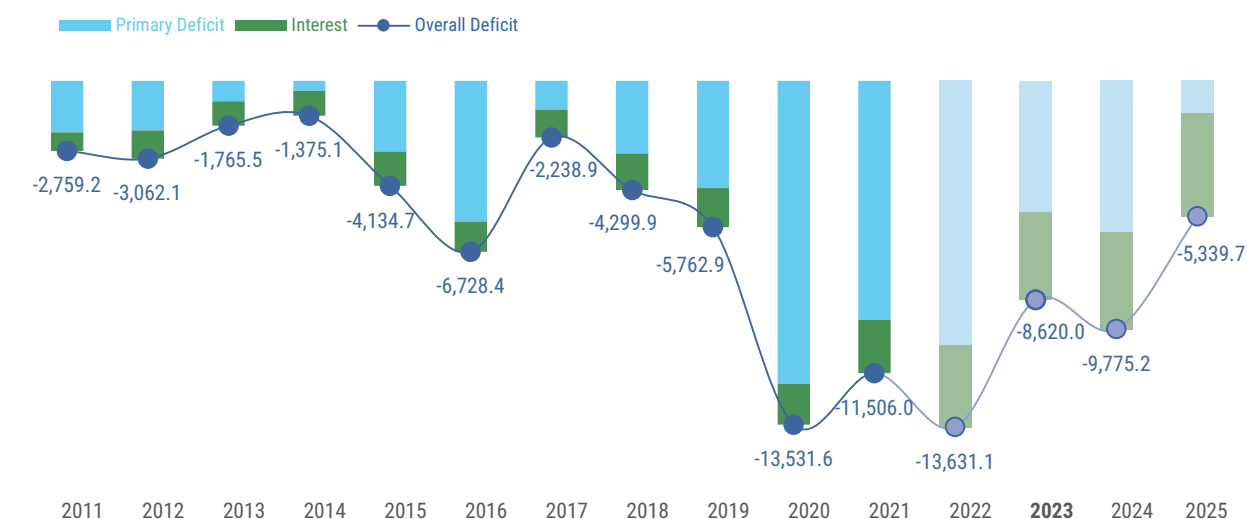
In the medium term, the overall and primary deficit is expected to increase in 2024 compared to 2023, but

these levels will be lower in 2025 than in the past two years. Furthermore, after increasing to 5.1 percent in 2024, the primary deficit as a share of GDP is expected to decrease to 1.0 percent in 2025 due to the increase in government revenue and the completion of major on-going infrastructure development projects.

3. Budget Financing

As deficit budgets have been proposed for the next three years, financing will have to be sought to meet the government's expenditure plans. Moreover, as the revenue from airport development fees are deposited to the Sovereign Development Fund in order to create fiscal buffers and increase the debt-repayment capacity over the long term, financing equivalent to this amount needs to be arranged as well.

The total financing requirement for 2022 is now estimated at 17,267.8 million, most of which will be arranged through the domestic market. The domestic financing component is forecasted at MVR 12,322.8 million, and will primarily be raised through the sale of treasury bills in the domestic market, repayments received for subsidiary loans, and through the securitization of a portion of the overdrawn balance of the public bank account and conversion of this into a

Chart 5.2: Overall and Primary Deficit from 2011 to 2025*In MVR millions, unless stated otherwise*

Source: Ministry of Finance

long term bond issued by the central to the government.

With the temporary exemption to select articles of the Fiscal Responsibility Act granted by the Parliament in April 2020, there is room for the Government to manage its cash flow by overdrawing the public bank account up to a limit of MVR 4,400.00 million. The period for exemption has been extended until the end of 2023. Additionally, with the Parliament's approval, MVR 2,500.0 million overdrawn from the public bank account earlier this year was securitised and converted to a 50 year amortising bond issued by MMA to the Government. Thus, part of this year's budget financing is expected to be covered through the overdraw facility. The extension of the exemption period and the additional fiscal space will facilitate the repayment of the overdrawn amount from the public bank account.

The approved budget for 2022 included plans to issue a bond or sukuk on the foreign market for budget financing. However, these plans have been delayed, as financing the budget through an issuance to the foreign markets at a time when central banks are increasing their policy rates will be a costly option. Therefore, the only external financing for 2022 is now expected to come from project loans amounting to MVR 3,403.0 million and from a budget support facility of MVR

1,542.0 million.. The project loans are already secured and mostly concessional, and are expected to be disbursed as the projects progress.

Looking at the financing plan for 2023, the total financing requirement is estimated at MVR 11,453.4 million. This includes MVR 8,459.4 million to cover the budget deficit, MVR 2,101.1 million for loan repayments, MVR 871.4 million to finance the transfers to the Sovereign Development Fund, and MVR 21.4 million for other purposes including the contributions to international financial institutions.

Although the dependence on the foreign financial markets is planned to be reduced, 56.3 percent of the financing requirement for next year is expected to be raised from bilateral and multilateral sources. While MVR 1,542.0 is planned to be raised from foreign parties as budget support for the upcoming year, the issuance of a green or blue bond worth MVR 771.0 million to finance green and climate related projects is also planned. The development of the Environmental, Social and Governance Framework required for the issuance of green and blue bonds is currently in its final stages. Moreover, the disbursement of MVR 4,132.1 million as project loans is also expected for next year.

Table 5.1: Financing Plan from 2022 to 2025*In MVR millions, unless stated otherwise*

	2022	2023	2024	2025
To be Financed	(17,267.8)	(11,453.4)	(13,163.0)	(11,192.4)
Budget Deficit	(13,631.1)	(8,459.4)	(9,593.4)	(5,270.6)
Loan Repayment	(2,754.7)	(2,101.1)	(2,615.0)	(4,836.6)
Transfer to Sovereign Development Fund	(781.7)	(871.4)	(944.8)	(1,082.3)
Others	(100.2)	(21.4)	(9.8)	(2.9)
Forms of Financing	17,267.8	11,453.4	13,163.0	11,192.4
Loans	3,403.0	4,132.1	4,716.3	2,458.4
Sukuk / Bond	-	-	-	-
Green / Blue bond	-	771.0	771.0	771.0
Multilateral / Bilateral Budget Support	1,542.0	1,542.0	-	-
Domestic Securities and Loans	12,022.1	4,733.7	6,569.0	6,861.3
Sovereign Development Fund	-	-	-	-
Subsidiary Loan Repayment	300.6	274.6	335.6	330.7
Privatisation Receipt	-	-	771.0	771.0

Source: Ministry of Finance

Financing from the domestic market is mainly planned to be raised through the sale of treasury bills and bonds. While it is planned to raise MVR 4,733.7 million through the issuance of treasury bills next year, the bulk of the existing treasury bills and bonds are expected to be rolled over at maturity, like in previous years. In the medium term, the issuance of treasury bills, bonds and loans to the domestic market is expected to be higher compared to 2023, in line with the plans to reduce the dependence on the foreign financial market during this period of relatively high interest rates.

Apart from the budget deficit and loan repayments, another important component that needs to be financed is the transfers to the Sovereign Development Fund. With the debut issuance of a sovereign bond to the foreign financial market in 2017, the Sovereign Development Fund was established with the purpose

of building up fiscal buffers, easing possible debt repayment constraints and increasing the debt service capacity of the government over the long term. The revenue received from airport development fees are currently being deposited to this fund, with an estimated MVR.871.4 million forecasted to be deposited next year. As of October 2022, the Sovereign Development Fund had a balance of MVR 5,030.9 million, and according to the current forecasts, the fund size will exceed USD 500 million by the end of 2025.

4. Public Debt

The direct debt of the government includes the stock of treasury bills, bonds and other securities, project and budget support loans, as well as the stock of bonds and sukuku issued to the foreign financial market. The

Table 5.2: Sovereign Development Fund Balance as of 13th October 2022*In MVR millions, unless stated otherwise*

Millions	MVR	USD
Inflows	5,401.8	350.31
Airport Development Fee	3,131.6	203.08
Government Deposits	2,243.3	145.48
Others	27.0	1.75
Outflows	(4,390.3)	(284.71)
Investment	(4,019.4)	(260.66)
Expenditure	(370.9)	(24.05)
Closing Balance	1,011.6	65.60
Fund Size (Inflows - Expenditure)	5,030.9	326.26

Source: Ministry of Finance

government's public and publicly guaranteed debt is the sum of its direct debt and debt backed by sovereign guarantees.

Since 2016, there has been an increase in the growth rate of the debt stock due to major infrastructure development projects undertaken by the Government. The debt dynamics, especially as a proportion of GDP, deteriorated with the Covid-19 pandemic, as even with the drastic fall in government revenue due to the economic crisis, the necessary pandemic related expenses to support the health sector and the economy needed to be financed through borrowing. The primary reason for the increase in the debt to GDP ratio during the pandemic was the sharp economic contraction experienced in 2020.

4.1 Direct Debt

Direct increased from MVR 66,590.0 million at the end of 2020 to MVR 80,286.0 million at the end of 2021. However, direct debt as a share of GDP declined from 115.6 percent to 96.6 percent during this period as the economy began to recover in 2021 after the sharp contraction in GDP experienced in 2020. As for 2022, direct debt is forecasted to increase to MVR 93,337.5 million, with the direct debt to GDP ratio expected to marginally increase to 98.0 percent.

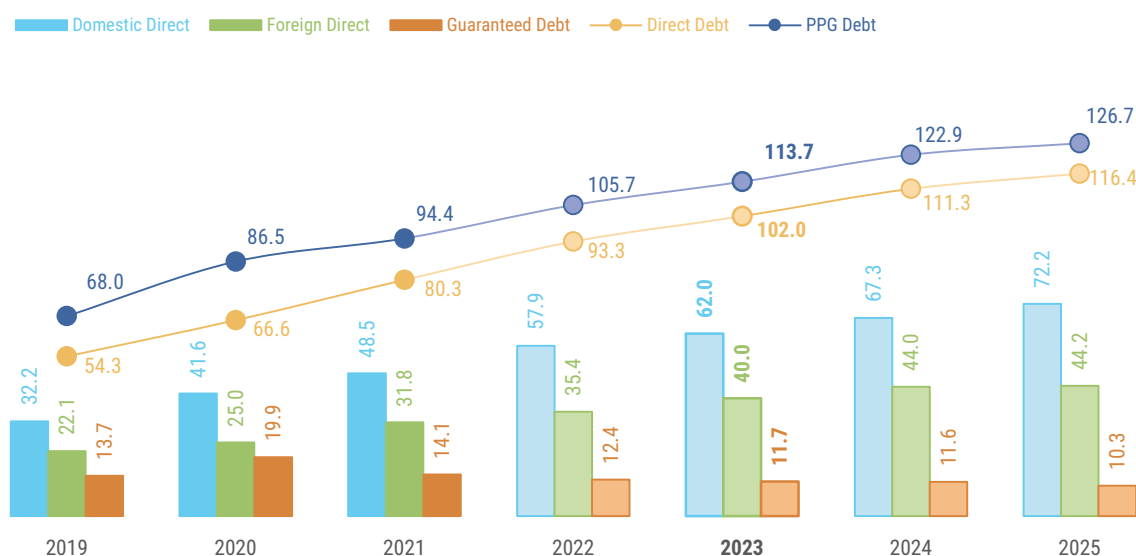
Looking at the medium term, direct debt is expected to increase by 9.2 percent, reaching MVR 101,953.9 million in 2023. By the end of 2023, 60.8 percent of the debt stock will constitute domestic debt. Moreover, with the direct debt as a share of GDP expected to fall to 97.7 percent by the end of next year, the fiscal anchor targeting to reduce it to below 100 percent will be achieved. The direct debt to GDP target will also be achieved over the medium term, as the ratio is forecasted to decline in 2024 and 2025 to 98.6 percent and 94.0 percent, respectively.

4.2 Guaranteed Debt

Since 2021, the stock of guaranteed debt has been declining as the Government has issued fewer new guarantees in the recent years. The amount of guaranteed debt outstanding is forecasted to decrease to MVR 12,393.5 by the end of 2022, from MVR 19,948.3 million at the end of 2020. Moreover, this amount is projected to further decrease to MVR 11,738.3 million by the end of 2023. This trend is expected to continue over the medium-term.

Although guaranteed debt continues to decline, the total public and publicly guaranteed debt is expected to increase in the medium-term due to a relatively higher expected growth in direct debt. Thus, the public and publicly guaranteed debt stock is forecasted to increase from MVR 105,731.0 million in 2022 to MVR 113.692.2

Chart 5.3: Composition of Public Debt
In MVR Billions, unless stated otherwise



Source: Ministry of Finance

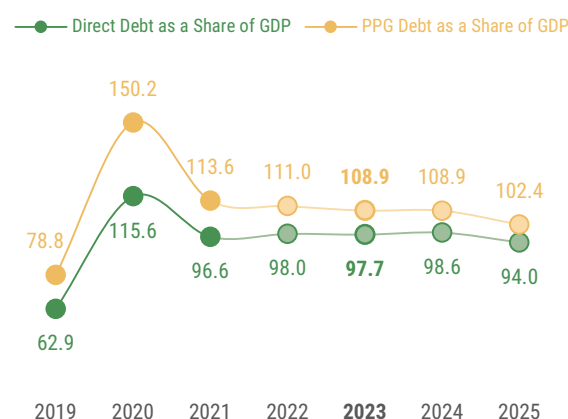
million by the end of 2023. This increase is expected to be mainly driven by disbursements of loans taken to finance development projects. Even though the stock of debt is increasing, the borrowing and debt-servicing capacity of the government is increasing along with GDP growth. Thus, it is anticipated that public and publicly guaranteed debt as a share of GDP will decline from 111.0 percent in 2022 to 108.9 percent next year, as the growth rate of GDP is expected exceed that of debt. As this trend is most likely to continue in the medium-term, public and publicly guaranteed debt as a share of GDP is forecasted to decline to 102.4 percent by the end of 2025.

4.3 Debt Sustainability

The debt-to-GDP ratio increased significantly in 2020, from 78.8 percent at the end of 2019 to 150.2 percent by the end of 2020. This increase was mainly driven by the sharp decline in GDP due to the economic slowdown brought about by the pandemic. In addition, the rise in Government's primary deficit caused by the decrease in government revenue was also a key contributor to this increase in the debt-to-GDP ratio.

Since 2021, the debt-to-GDP ratio has been declining, driven by the growth in GDP and revenue as the economy began to recover from the pandemic. As Chart 5.5 shows, real GDP growth is the major contributor to the decline in the debt-to-GDP ratio, both immediately after the pandemic and over the medium term. Therefore, in the absence of the Government's spending targeted to help households and businesses during the Covid-19 pandemic, the chances of a drawn out recession and a slowdown in the decline of debt-to-GDP growth rate in the medium-term would have increased which

Chart 5.4: Debt as a Share of GDP
Percentage



Source: Ministry of Finance

would also have slowed the decline in the debt ratio. Chart 5.6 shows the debt-to-GDP ratio under the baseline reflecting the proposed medium term budget and under a scenario where the primary balance is held constant at current levels without undertaking the fiscal consolidation measures proposed. If the primary balance is sustained at the same level without undertaking the reforms, the risks to debt sustainability will likely increase significantly. However, debt as a share of GDP and the risks to debt sustainability can be reduced significantly over the next five years if the changes proposed by the Government to increase revenue and decrease expenditure in 2023 and over the medium-term are implemented. This is the main reason why the Government has proposed measures to increase revenue and reduce expenditure next year.

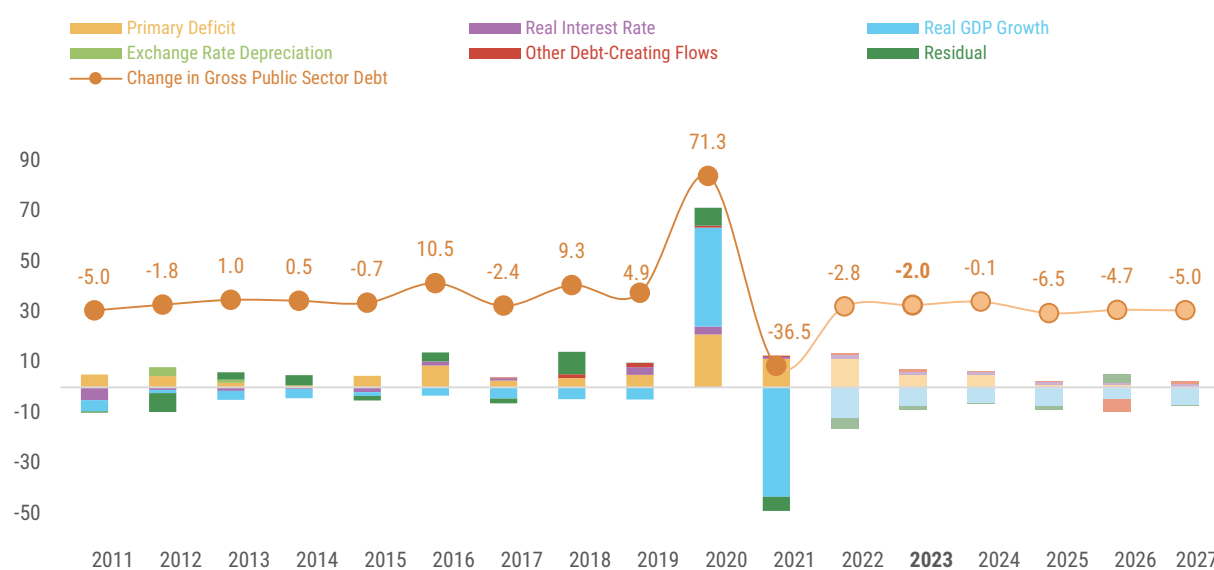
One of the major risks to the debt portfolio is the refinancing risk or the risk that existing debt might have to be rolled over at a higher cost, or might not be rolled over at all. To mitigate this risk, 76.9 percent (USD 192.3 million) of the USD 250.0 million Eurobond that was due in 2022 was repaid by issuing a sukuk of USD 500.0 million through a market-friendly tender offer in 2021. Furthermore, repayment of USD 100.0

million to the Abu Dhabi Fund for Development that was initially due in 2023 has been delayed till 2026. This has reduced the amount of financing required in the near future and the constraints on refinancing, which facilitated the successful repayment of the remaining component of the Eurobond this year. Nevertheless, as these measures have only shifted the redemption profile back for a few years, these risks will need to be addressed in 2026. The funds being set aside in the Sovereign Development Fund, which is forecasted to exceed USD 500 million by the end of 2025, is intended to a buffer to mitigate this risk. The fund balance will be enough to repay the entire amount of the USD 500 million sukuk due in 2026, without the need for refinancing if required.

After facing the biggest economic crisis in the history of Maldives, the economy has started to recover and has almost reached pre-pandemic conditions. However, in order to identify the potential change in debt in the event of another shock or disaster, stress tests have been conducted, and debt to GDP ratio and the financing requirements as a share of GDP has been forecasted. Charts 5.7 and 5.8 present debt and financing requirements as a share of GDP forecasts

Chart 5.5: Debt Creating Flows

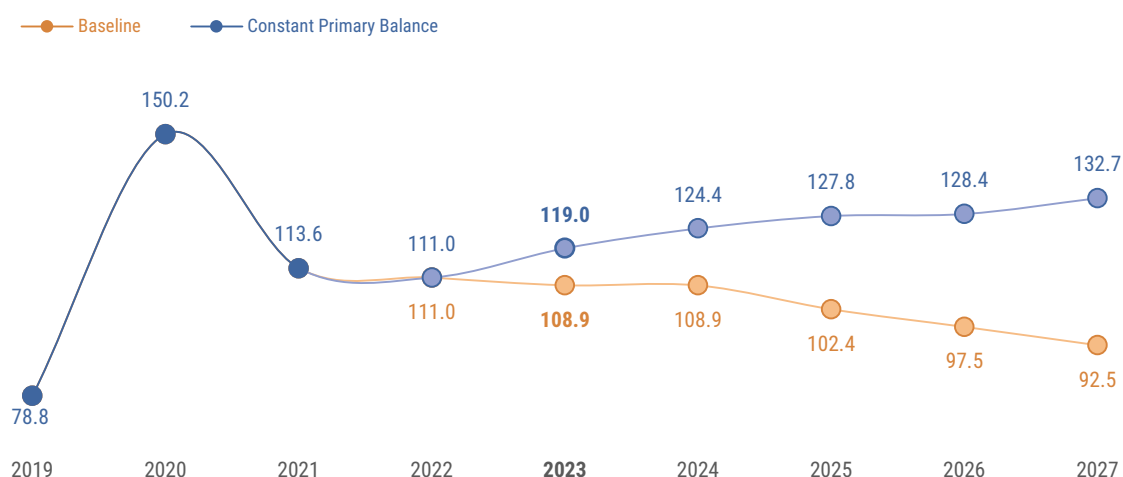
Percentage



Source: Ministry of Finance

Chart 5.6: Debt Scenario in Terms of GDP

Percentage



Source: Ministry of Finance

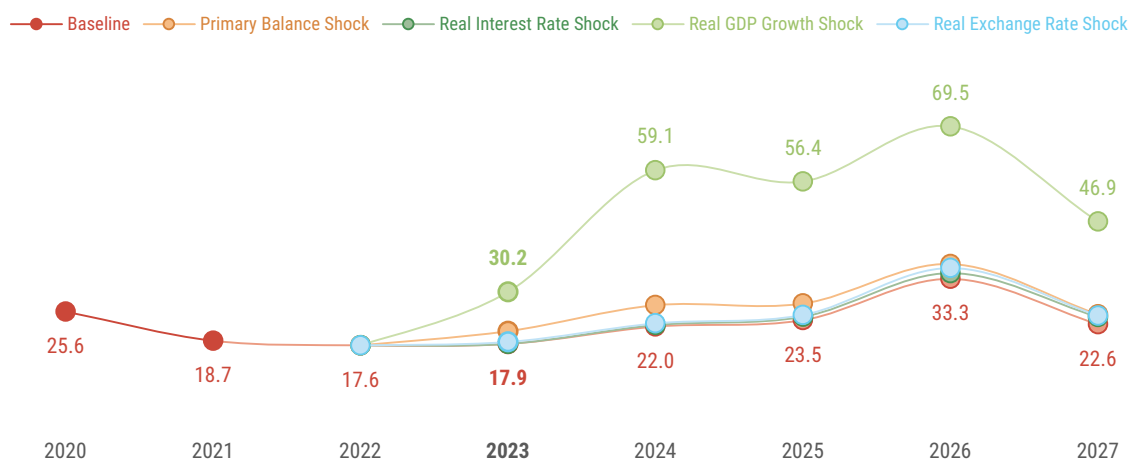
based on 4 counterfactual scenarios. The scenario with the primary balance shock assumes that the cumulative primary balance will be higher by 5.5 percent compared to the baseline scenario over the next 5 years relative to the baseline. While the real exchange shock scenario assumes that the exchange rate will depreciate by 14.0 percent from 2023 onwards, the scenario with the real GDP shock is one where real GDP growth experiences a 1.0 standard deviation negative shock. Meanwhile, the real interest rate shock scenario assumes that the

interest rate on debt over the next 5 years will remain elevated by 300 basis points compared to the baseline.

In all of these scenarios, the amount of debt and financing requirement as a share of GDP are elevated in the event of a shock relative to the baseline. Moreover, especially in the case that the economy suffers from additional shocks and real GDP declines, borrowing requirements will markedly increase, which could force strict measures that might directly impact livelihoods.

Chart 5.7: Stress Test: Financing Required as a Percentage of GDP

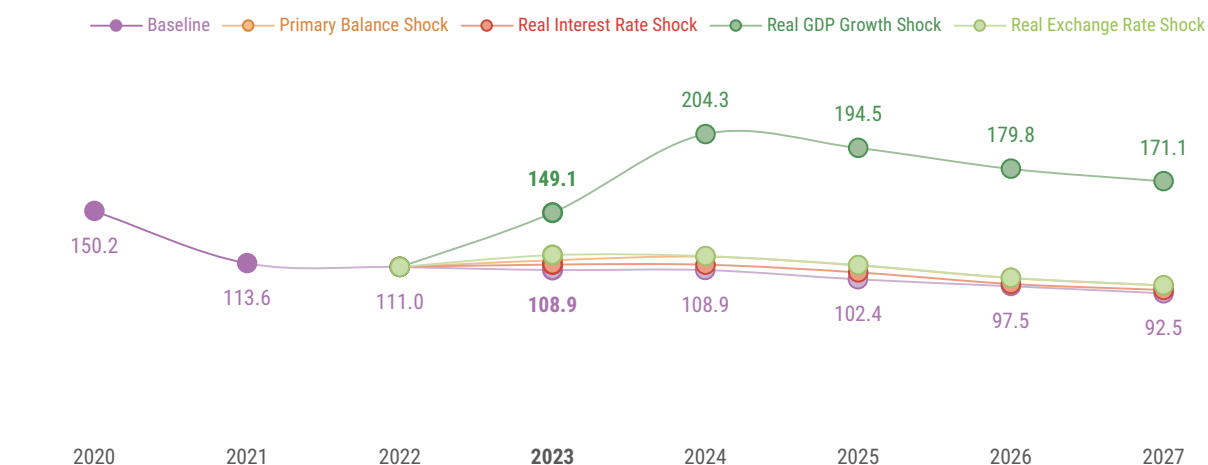
Percentage



Source: Ministry of Finance

Chart 5.8: Stress Test: Debt as a percentage of GDP

Percentage



Source: Ministry of Finance

Over the next five years, the debt-to-GDP ratio is expected to decline year-on-year as per the baseline scenario. However, a further shock to the economy is could increase the debt-to-GDP ratio to unsustainable levels. This underscores the importance of the fiscal consolidation measures proposed by the government from both the revenue and expenditure sides.

Fiscal Risk Statement

Summary

- If the tourism industry is impacted by the global economic crisis, revenues are anticipated to fall by MVR 453.5 million.
- Failure to implement the anticipated GST rate change in 2023 as currently proposed would be the biggest revenue risk. The revenue is anticipated to decrease by MVR 3,144.4 million if this is not implemented.
- The biggest expenditure risk is the failure to implement cost-cutting measures. There is a potential rise in expenditure of MVR 754.0 million if the current proposed policies are not implemented.
- The budget may be exposed to a variety of risks, including those associated with significant projects, state-owned businesses, climate change, emergencies, council budgetary restraints, debt shocks, and the financial sector, even though the exact degree of risk has not yet been determined.

1. Overview

Fiscal risks are significant deviations from the approved budget estimates made during budget implementation. The financial limitations primarily arise from two directions. These include obstacles to budget implementation brought on by public spending and income changes brought on by economic shocks, as well as significant changes in spending and revenue brought on by unforeseen budgetary obstacles. In order to identify changes in fiscal policy in the event of a risk and to explain the steps that need to be taken in order to manage individual risks and mitigate risks, it is important to identify the source of risks and disclose risks.

This statement looks at the potential changes to the 2023 budget estimates due to various concerns. These include fiscal shocks to the economy and changes in government revenue and expenditure. In addition, the risks from major projects, budget financing risks, debt risks, government-owned companies, potential local authority risks, natural disaster risks, and financial system risks are considered separately.

Table 6.1: A Summary of Financial Risks by Various Categories

	Likelihood	Impact
Changes to Global Economic Conditions		
Stagflation		
Declining Tourism Prices		
Non-Realization of New Revenue Measures		
Non-Realization of Grants		
Increased Non-Compliance of Taxpayers		
Failure To Implement Expenditure Reduction Measures		
Overspending On Projects and Programs in Comparison to the Allocated Budget		
Payment Of Pending Bills or Bills of Expenditure Incurred in Previous Years		
Fiscal Risks Due to Over Estimation and Under Execution		
Fiscal Risks Due to Under-Budgeting		
Fiscal Risks Due to Low Efficiency of Investments		
Higher Interest Rates in The Global Financial Market		
Failure To Implement Budget Financing Plans		
Risk To the Debt Portfolio		
Refinancing Risk		
Interest Rate Risk		
Exchange Rate Risk		
Operational Risk		
Contingent Liabilities		
Decline In Revenue from Soes		
SOE's Increased Reliance on Budget		
Treasury Loans and Guaranteed Debt of SOEs		
Council Fiscal Risks		
Fire Incidents		
Climate Change		
Water Scarcity		
Pandemic		

■ Big
 ■ Medium
 ■ Small

Source: Ministry of Finance

2. Economic Risks

Economic hazards are the worldwide economic shocks that have an impact on the Maldivian economy, which has an impact on government revenue, expenditure, and financing. The government has no influence over such limitations.

2.1 Changes in the Global Economy

The tourism industry, which already suffers from global economic shocks, is a major component of the Maldives economy. The worldwide economic downturn of 2009 resulted in a 1.3 percent decline in the global economy, compared to a 7.2 percent decline in Maldives economy. 2020 saw a 3.3 percent decline in worldwide GDP, but a 33.5 percent decline in Maldives. Between comparisons to the preceding year, this has caused the government's revenue to decrease by one-third in 2009 and 2020. The world economy has slowed down because of the Russia-Ukraine war in 2022. As a result, the economies of many nations have slowed down, and warning signals of a global downturn have emerged. In order to determine the extent of the influence of such

shocks on the economy and state revenues, it is a useful study to compare the expected economic condition with the actual economic position in the absence of the pandemic or the Russia-Ukraine war. The discrepancy between the 2019 fiscal strategy's medium-term total estimates and the current estimates is displayed in Table 6.2. After the economy slowed sharply in 2020, revenue will not increase as it recovers in 2021, but it is now down 17.6 percent compared to what it would have been if the pandemic had not occurred.

The Maldives' economy is not anticipated to undergo the same shock as the COVID-19 outbreak in 2023, despite the fact that the world economy is anticipated to experience shocks in 2023. However, if the global economy experiences a shock, the Maldives' economy is anticipated to suffer to varied degrees.

The most important action to take to reduce the impact of global economic shocks is to decrease the economy's and the government's reliance on tourism. In order to do this, the government is promoting economic diversification and the growth of new industries.

Table 6.2: Covid-19's Effects on the Maldives Budget and the Economic Situation

In MVR Millions, unless stated otherwise

	2020–2022 Total if the economy does not shock	2020–2022 Actual/Forecast	Difference (%)
Number of tourists (in millions)	5.3	3.5	-34.3
Tourist bed nights (in millions)	34.3	24.3	-29.3
Nominal GDP	316,784.70	235,962.70	-25.5
Total Revenue	77,982.30	64,388.90	-17.4
TGST	18,113.30	13,879.30	-23.4
GGST	11,065.30	7,643.00	-30.9
Import Duty	11,677.80	8,530.40	-27
Income Tax - Business and others	9,500.20	5,913.80	-37.8
Property income (including Resort Rent)	7,106.80	5,394.00	-24.1
Airport Development Fee and Service Charge	4,704.80	3,074.10	-34.7

Source: Ministry of Finance

Policies have been developed for initiatives involving renewable energy, growing agriculture, establishing an international port, and improving the productivity of fisheries.

2.2 Economic Slowdown and Rising Inflation

Commodity prices have started to increase to a level unheard recently due to the slowdown in the global economy. And in the divided world of today, such shocks to the global economy will also have an impact on the economy of the Maldives. Government revenue and spending will be impacted by the difficulties that many economies are experiencing due to stagflation.

In some of the Maldives' most popular tourist destinations, the price of goods has skyrocketed. Additionally, the economy of these nations have slowed down. As a result, the US inflation rate in August 2022 was 8.0 percent. The inflation rate for the euro zone during that time was also 7.0 percent. In addition, a 17.4 percent increase in commodity prices worldwide is predicted for 2022. In a similar vein, the price of crude oil rose by 30.0 percent on the global market. Such escalating prices could have an impact on tourist expenditure on various travel-related services and transportation, as well as on tourist income. The disparity, however, will be greater than 30 percent by 2022. Hence, despite the medium-term reduction in crude oil prices, if refining costs continue to climb, the government's subsidy spending will rise. Additionally, the subsidy spending in 2023 would rise by 14.9 million above the projected amount for every dollar that the price of a barrel of crude oil on the world market rose to the current predicted price.¹

In an effort to reduce the impact of changes in the price of crude oil on state fiscal policy, the Government is now evaluating the fuel subsidy regime. Several initiatives are being made time to enhance the production of power from renewable sources and decrease the reliance on

imported oil for future electricity generation. Various initiatives are also being undertaken at the same time to expand the high-end or income-inelastic tourist industry.

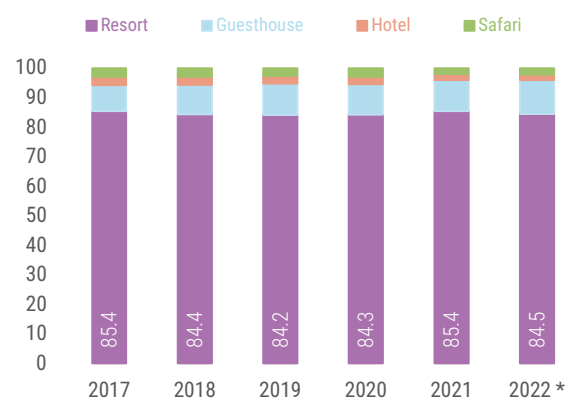
2.3 Declining Tourism Prices

Because of a shift in the Maldives tourist industry's product mix or a rise in the proportion of low-end travel to total travel, as well as increasing competition from rival markets, average travel prices are anticipated to fall. Additionally, the total TGST per bednight will decrease if the costs of tourism-related goods and services rise.

The share of bednights by various tourism-related establishments is shown in Chart 6.1. The proportion of guesthouses grew yearly from 2017 to 2019. However, as a result of COVID-19's impact on tourism, the resort's market share has increased.

The price per bednight of tourism businesses is shown in Chart 6.2. For instance, the typical cost of a resort category bednight in 2021 will be USD 433.5. Chart 6.2 demonstrates how prices for all tourism-related businesses decreased between 2017 and 2019. However, because of the COVID-19 pandemic, prices increased in 2020 before dropping once more in 2021. Prices for all businesses, with the exception of

Chart 6.1: Share of Bednight Tourism Establishments
Percentage

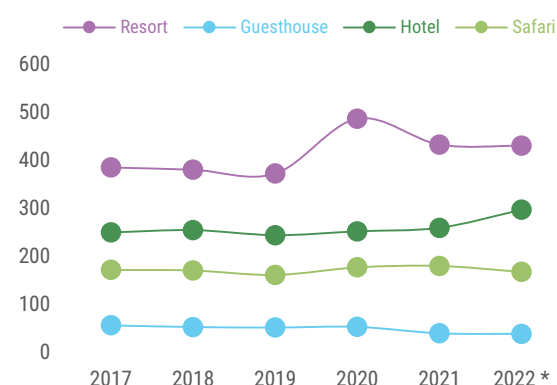


*Until August 2022

Source: Ministry of Finance

¹ The estimate is based on a five-year-old econometric model that used government fuel subsidies and global crude oil prices.

Chart 6.2: Average Cost per Bednight
in USD



*Until August 2022

Source: Maldives Inland Revenue Authority

guesthouses, were higher in August of this year than they were in 2019. Prices for hotels have decreased by 25 percent from 2019 levels. Due to this, the percentage of bednights spent in guesthouses has increased this year, which may result in a drop in the sector's average pricing.

The amount of government advertising in high-end and resort markets in the Maldives is rising. To sustain or grow the share of the high-end market across the entire tourism industry, high-end markets are being introduced in tandem with the growth of low-end markets.

2.4 Scenario Analysis

The quantity of tourist arrivals and overnight stays has a significant direct and indirect impact on the Government's revenue. Therefore, the revenue may be higher or lower than the baseline revenue if more or fewer tourists travel to Maldives than predicted by the baseline estimate.

The medium-term economic forecast takes into account the best case and worst case possibilities in addition to the base case of tourist visits and bednights. The TGST, the green tax, the airport service charge, and the airport development fee are the revenues that will be directly impacted by the number of visitors and bednights. As the most significant sector of the economy, tourism will

indirectly influence income as the economy expands. GGST, company, and property taxes all have an indirect impact on revenues. 50 percent of the anticipated baseline revenue is made up of these revenue items. Therefore, any change in the anticipated number of visitor arrivals and overnight stays will have a big effect on overall revenue.

This scenario looks at the potential changes in the 2023 revenue, grants and budget balance as tourists and bednights increase over baseline (best case) and tourists and bednights decrease over baseline (worst case). Table 6.3 shows the change in revenue, grants and budget balance based only on the change in tourists and bednights without any change in expenditure.

Table 6.3: Possible Changes in Revenue Estimates in 2023 with Possible Changes in Tourist Arrivals*In MVR Millions, unless stated otherwise*

	Baseline	Best Case	Worst Case
Number of tourists	1,812,202	1,937,492	1,648,956
Average day spent	7.2	7.3	7.1
Bednights	12,997,948	14,168,932	11,703,156
In MVR millions			
TGST	9,096.00	9,734.20	7,880.10
Green Tax	1,040.60	1,102.10	910.8
Airport Service Tax	870.6	930.1	779.8
Airport Development Fee	870.6	930.1	779.8
GGST	4,203.00	4,214.80	4,187.30
Business and Property Tax	4,416.00	4,511.70	4,330.90
Total	20,496.80	21,423.00	18,868.60
Revenue and Grants	32,098.30	33,024.50	30,470.20
Expenditure	40,557.80	40,557.80	40,557.80
Budget Deficit	-8,459.50	-7,533.30	-10,087.60
Financing Gap	-	926.2	-1,628.10

Source: Ministry of Finance

3. Revenue Risks

The challenges in achieving forecasted revenue of the government poses difficulties implementation of the government budget. Revenue risks also makes it more difficult for the government to manage its cashflow adequately and increases the financing needs.

3.1 Non-Realization Of New Revenue Measures

Given that government expenditure is on an annual increasing trend, the government proposes new policies to increase the government's revenue each year, to finance the increase in expenditure sustainably. Although these policies are proposed after consultation with all relevant agencies, there are several challenges in formulating and implementing these policies. The total revenue forecasts of the government include revenue from new revenue measures. Hence, any delay in implementation of these policies, or the failure to implement the policies is one of the main reasons for actual revenue to be lower than forecasted revenue.

As several of the new revenue measures proposed with the Budget 2022-24 were not implemented, the revenue in 2022 will be adversely affected. Namely, the land sale, real estate tourism, plastic bag levy and workers' quota fee postponed to 2022 have not been yet implemented. The table below details the forecasted revenues from the above-mentioned policies in Budget 2022-24.

The main reason for the policies for new revenue measures in 2022 not being implemented is due to the

challenges in bringing necessary changes to relevant laws and regulations.

An important step towards reducing revenue risk is the formulation of medium-term revenue strategy in consultation with all relevant stakeholders. Instead of proposing several policies in a short period of time to reach government's revenue goals, the government is currently working on a Medium-Term Revenue Strategy. This strategy will enable fiscal sustainability by further strengthening revenue policies. This strategy will also include the new revenue policies planned to be introduced by the government in the medium-term. Furthermore, revenue policies will include new revenue measures and measures to further strengthen the revenue collection system for the next 6 years. The strategy will also be a key document to communicate the government's policy framework for revenue in the medium-term.

From 2023 onwards, the government's revenue policies will be formulated and implemented in accordance with the medium-term revenue strategy. To ensure sustainable implementation of the medium-term revenue strategy, the strategy will be finalized with Cabinet's approval. Updates to this strategy are planned to be submitted annually to the parliament as part of the government's fiscal strategy. This is an important step to address the challenges encountered in strengthening the revenue policies and new revenue measures.

Table 6.4: Revenue from New Policies In 2022

In MVR Millions, unless stated otherwise

Plastic bag tax	47.7
Tourism land sale	148.0
Real estate tourism	231.3
Land sales	300.0
Total	727.0

Source: Ministry of Finance

Table 6.5: Status Of New Revenue Measure Proposed For 2022

	Status
Plastic bag tax	Amendments to waste management bill was sent to the parliament
Tourism land sale	Tourism land sales generated more revenue than forecasted revenue
Real estate tourism	One area for real estate tourism has been and the area has been awarded to the Maldives Fund Management Corporation Limited (MFMC). The administrative work for legal requirements has been completed
Land sales	"Land Sale Regulation" have been drafted. Policy discussion on the regulation are on-going

Source: Ministry of Finance

The new revenue measures proposed for 2023 are increasing the existing tourism GST rate and general GST rate from 1st January 2023 onwards. In the past, the formulation and implementation of policies for new revenue measures begins after the approval of the budget by the Parliament. In contrast, this year, revenue policies have been formulated in advance for the medium-term, in accordance with the fiscal strategy. Thus, reducing the fiscal risk from new revenue policies for the medium-term.

3.2 Non-realization of grants

The government has not received forecasted revenue from grants, particularly cash grants from foreign countries and institutions, for various reasons. Revenue for grants includes commitments made by countries and institutions at the international level to mitigate the impact of climate change and climate adaptation costs. Although agreements have been formulated and signed at various meetings of the Conference of Parties

(COP), committed assistance has not been provided by any country or institution. Furthermore, the government faces several challenges in accessing such grant programs. Non-realization of grants will increase the budget deficit and financing need.

To mitigate this risk, it is important to consult in advance with countries and institutions about availability of grants. Accordingly, information on the sources of revenue and the value of grants may be compiled prior to the formulation of the government budget and thus revenue forecast will be estimated after taking into account this information. In addition, Maldives continues to advocate for the reduction of restrictions and limiting conditions on financing facilities in line with climate finance commitments. Maldives is also globally vocal in urging countries and institutions to comply with international treaties and agreements regarding climate change.

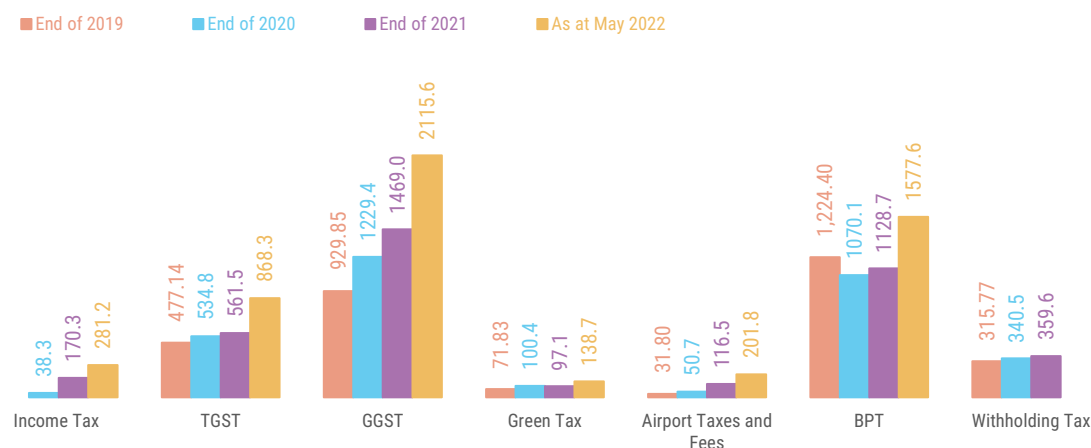
Table 6.6: Impact On Revenue From The Gst Rate Change*In MVR Millions, unless stated otherwise*

	2023	2024	2025
Total Revenue impact	3,654.2	4242.0	4,665.3
GGST at 8 percent	973.3	1,140.1	1,205.1
TGST at 16 percent	2680.8	3,101.9	3,460.3

Source: Ministry of Finance

Chart 6.3: Tax Arrears

in MVR millions, unless stated otherwise



Source: Maldives Inland Revenue Authority

3.3 Increased Non-compliance of Taxpayers

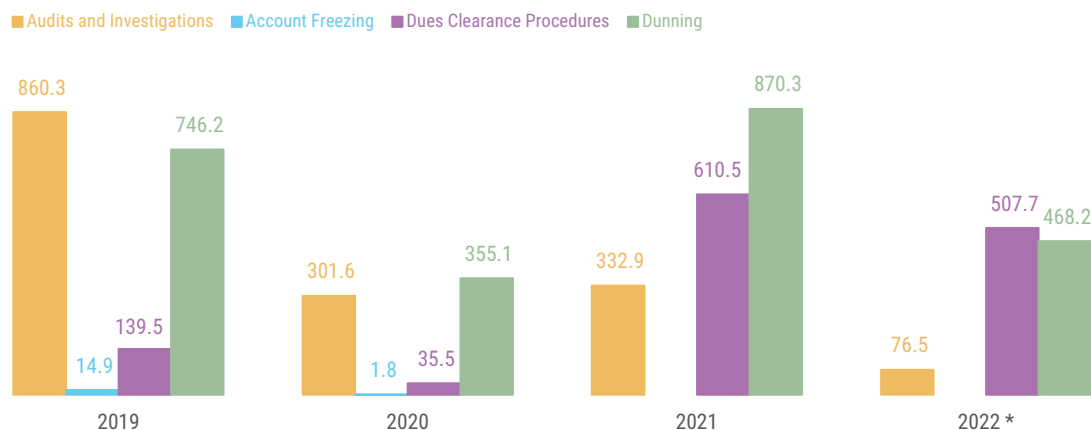
The tax system in Maldives encourages taxpayers to voluntarily comply with tax laws and regulations. According to MIRA, the extent to which taxpayers comply with tax laws and regulations varies among different types of taxes. The tax compliance is higher for Tourism GST compared to other taxes. Chart 6.3 shows tax arrears and annual changes to arrears.

Although taxpayer compliance declined in 2020 and 2021 due to COVID-19, as the economy began to

recover, MIRA has started working on recovering tax arrears. Thereby, MIRA has developed and published General Compliance Policy for 2022 and published enforcement policies detailing the enforcement actions that can be taken on taxpayers. Meanwhile, MIRA also is working towards further strengthening enforcement procedures. In addition, a study was conducted in collaboration with MIRA and the Ministry of Finance with the assistance from USAID to understand taxpayers' perceptions of the tax system. Ministry plans to publish the findings of this study and in the light of the findings, policy changes will be made to increase taxpayer compliance. Chart 6.4 shows revenue recovered from

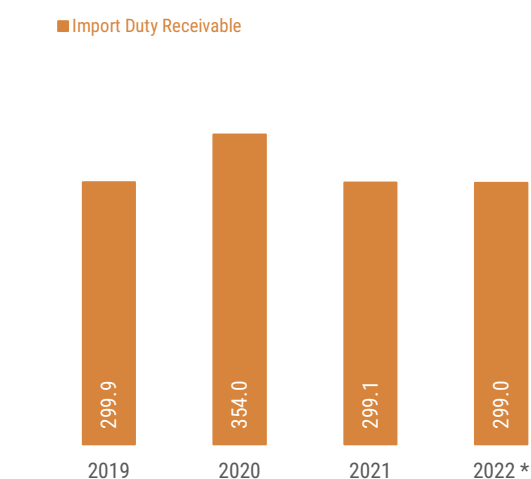
Chart 6.4: Revenue from Enforcement Measures

in MVR millions, unless stated otherwise



*Data as at August 2022

Source: Maldives Inland Revenue Authority

Chart 6.5: Import Duty Arrears*in MVR millions, unless stated otherwise*

*Until August 2022

Source: Maldives Inland Revenue Authority

Further strengthening of post-clearance audits is also an important step to mitigate the risk of non-compliance. The table 6.7 shows the change in import duty collected and refunded by Maldives Customs Service from the post-clearance audits.

3.4 Scenario Analysis

From the revenue risk highlighted, this section will evaluate the fiscal risks of any delays to implementation of the proposed GST rate change. As seen from table 6.8, any delays in implementation of the rate change will affect the revenue of the government.

various enforcement measures

Effectiveness of enforcement activities will be enhanced if awareness programs for taxpayers are conducted for taxpayers operating in economic sectors where the compliance is the lowest. In addition, risk of non-compliance will be reduced once MIRA introduces new enforcement measures. New enforcement measures to increase revenue collection of arrears can be, confiscation of land and property of non-compliant taxpayers and formulating policies on collecting taxes from third parties.

In addition to tax revenue, import duty arrears are MVR 299.0 million as of July 2022, according to Maldives Customs Services. Chart 6.5 shows the outstanding revenue from import duties from 2019 onwards.

Table 6.7: Import Duty Collected And Refunded From The Post-Clearance Audits*in MVR millions, unless stated otherwise*

Year	Refund	Change to import duties to be collected
2019	944,319.2	2,228,312.2
2020	41,007.2	107,489.5
2021	35,004.6	1,206,521.2
2022*	62,756.7	1,844,475.4

*Data as at July 2022

Source: Maldives Customs Service

Table 6.8: Impact Of Delays On Implementation Of Proposed Gst Rate Change*in MVR millions, unless stated otherwise*

	Baseline	Delay by 1 quarter	Delay by 2 quarters	Delay by 3 quarters
Revenue from GST rate change	3,144.4	2,358.3	1,572.2	786.10
Other income	28,953.9	28,953.9	28,953.9	28,953.9
Total revenue and grants	32,098.3	31,312.2	30,526.1	29,740.0
Total Expenditure	40,557.8	40,557.8	40,557.8	40,557.8
Deficit	(8,459.4)	(9,245.6)	(10,031.7)	(10,817.8)
Financing gap	-	(786.1)	(1,572.2)	(2,358.3)

Source: Ministry of Finance

4. Expenditure Risks

Higher than estimated government expenditures will hamper budget implementation. The cost increase will result in higher financing needs than estimated. Therefore, this section will include the cost constraints caused by various government policies.

4.1 Failure To Implement Cost-Cutting Measures

It is now very difficult to pay for expenses out of revenue because government expenditure has grown more rapidly than government revenue. It has been suggested as a medium-term fiscal anchor to address this problem by reducing recurring expenditure, meeting recurrent expenditure with revenue, or preventing recurrent expenditure from surpassing revenue. Therefore, it is anticipated that government spending will grow as a result of the anticipated sharp increase in global commodity prices in the upcoming year. The areas where cost growth is anticipated in the short- and medium-term are listed below.

Pay Harmonization:

Under the new policy introduced in 2022, the pay framework of education employees has been harmonized. There are also plans to harmonize the pay of employees working in offices that have not been harmonized. If pay harmonization in 2023 proceeds as anticipated, employee expenditures in 2023 and medium term will increase by MVR 3.0 billion.

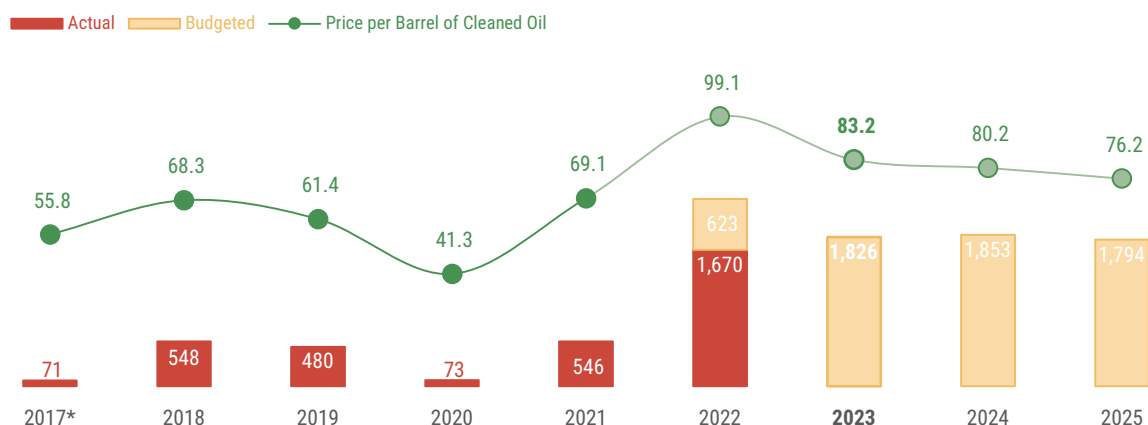
Fuel Subsidy:

The primary goal of the government's fuel subsidy program is to make power accessible to everybody. However, variations in oil prices have also had a substantial impact on the cost of producing energy. As a result, the government already provides fuel subsidies, which puts further strain on its resources and causes spending to exceed budget. Though MVR 341.5 million was allocated for fuel subsidies in 2022, MVR 1,670.0 million has already been spent as of August.

In order to enable the 2023 budget cover the cost of fuel subsidies, which are unsustainable, it is also proposed to reassess the fuel subsidies given to power generating companies. Information Box 1 and the Expenditure Details part of this report both include details on the fuel subsidy review. Many people will be impacted by the reassessment of this subsidy. Therefore, special attention has been taken to formulate policies that do not burden those with modest incomes. The challenges in executing this policy, however, will probably cause a delay in its enforcement. The amount of the fuel subsidy that will be put into effect by January 1, 2023, at the latest, is projected in this year's budget. However, if this policy is implemented later than anticipated or not at all, there is the risk of increased government expenditure.

Chart 6.6: Fuel Subsidy Expenditure Till 2022 And Expenditure If Subsidy Is Not Reviewed

in MVR millions, unless stated otherwise



Source: Ministry of Finance, ST0, IMF

Aasandha:

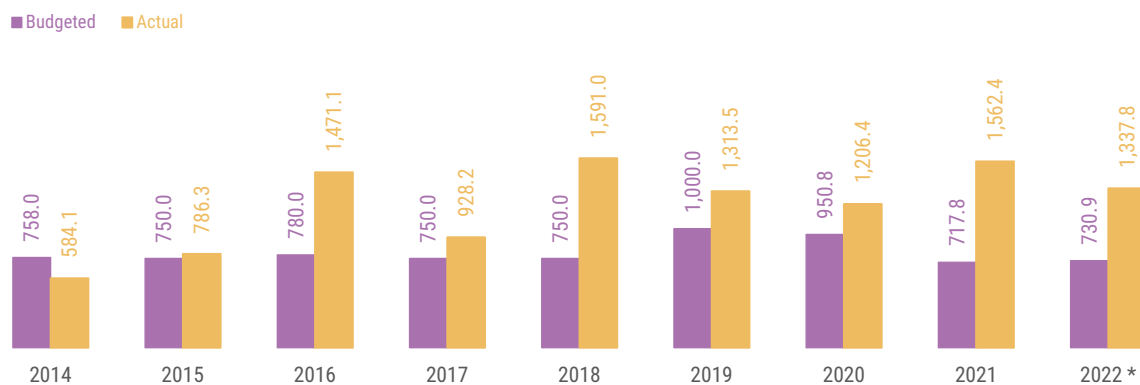
Aasandha is one of the main expenditures of the government. Accordingly, the increase in expenditure on Aasandha in recent years is due to the increase in Aasandha coverage and the increase in expenditure on medicines. Looking at the expenditure on Aasandha, the annual expenditure on Aasandha is higher than the amount budgeted by the government. The main reason for the increase in expenditure is the lack of implementation of proposed policies to reduce healthcare costs and increase efficiency. In recent years, many policies have been proposed to increase the efficiency of Aasandha during the budget formulation process. These include the Maximum

Retail Price policy proposed with the budget last year. Other reasons for the increase in the cost of medicines in Maldives include the lack of volume discounts due to relatively low demand for medicines in Maldives, high import prices and high profits added to the price of medicines by pharmaceutical traders.

Implementing the policy to lower this cost is essential because 60.0 percent of Aasandha's expenditure is on medicines. Therefore, it is intended to combine the needs of the Maldives for medicines and medical supplies with the needs of another nation or an international organization doing pooled procurement as part of a bulk procurement. Although Aasandha was working on establishing the baseline pricing for pharmaceuticals

Chart 6.7: Budgeted Amount And Expenditure For Aasandha

in MVR millions, unless stated otherwise



*Until August 2022

Source: Ministry of Finance

at the same time, the time spent on the implementation phase drove up costs and constrained the budget. The budget for 2022 is MVR 730.9 million, but as of October 13, 2022, MVR 1,337.8 million has been already spent. If the proposed measures to reduce the cost of Aasandha are not implemented in the medium term, the expenditure on Aasandha is estimated to average MVR 1.4 billion in the medium term.

Overspending On Projects And Programs In Comparison To The Allocated Budget:

For the 32 government-owned businesses in the Maldives, capital contributions are budgeted annually. MVR 868.7 million is the allocated amount for capital contributions in 2022, and MVR 1,288.9 million has already been spent. The Housing Development Corporation (HDC) received MVR 605.3 million of that total. No capital contribution has been budgeted for the company for 2022 since it was thought they could obtain their funding for the year on the private market. Additionally, for the past five years, the government has made annual capital contributions to HDC; however, this expense was only included in the budget for 2019. The budget for the year was MVR 306.9 million, but MVR 295.9 million was actually spent instead of that. Additionally, the HDC budget includes

non-capital expenses as well. To manage cash flow and compensate for losses, several steps have been implemented. As a result in 2020, for the creation of Diplomatic enclave, HDC received funding for land acquisition rather than capital contribution.

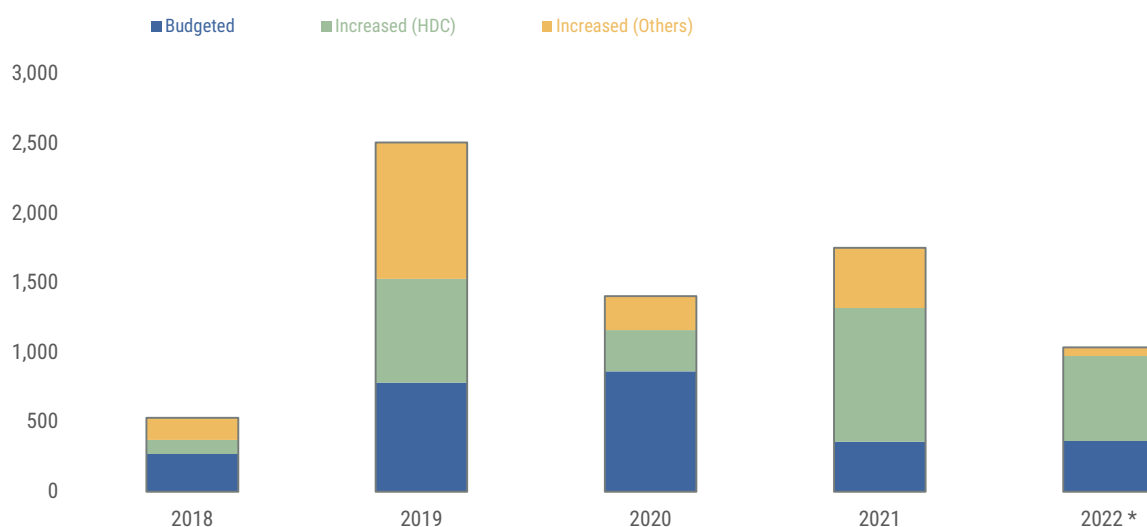
4.3 Payment Of Pending Bills Or Bills Of Expenditure Incurred In Previous Years

It is significant that the budget for the upcoming years is used to pay the bills from past years. These expenses are typically not taken into account when preparing a budget, which causes the year's cash flow to get stagnant and leaves room for enhancement in the budget. This ends up making budget financing more difficult.

Pending bills or past years' bills have to be paid, which takes up budget space for the current year. The delay in service after purchase orders are placed causes invoicing and payments to be postponed for another year, or purchase orders and invoices are placed after service is obtained, which has an impact on the government's cash flow estimates.

Chart 6.8: Budgeted Capital Contribution And Rise During The Year

in MVR millions, unless stated otherwise



Source: Ministry of Finance

Government budgeted institutions must make on-time payments to their creditors in order to address these problems. The government's accounting system requires purchase orders to be placed before any requests for products or services in order to do this. Additionally, this is easing the burden of unpaid payments. Additionally, it's crucial to report this item as an expense in the current year if a purchase order was placed for a service in the prior year. As a result, when assessing the budget, these aspects should be taken into account.

The government might formulate the budget using an accrual-based model rather than cash-based budgeting to solve this issue comprehensively. Budgeting is able to recognize its financial impact on the government as soon as a service is obtained by switching the system of storing government accounts to an accrual basis. In other words, even if there is no money exchanged, the accounting system will nonetheless record the transaction when you buy a service. The government's financial accounts are currently being converted to accrual accounting in an effort to further strengthen the management of those records. Even if the accounts are created on an accrual basis, very few nations in the world do the same for their budgets. As a result, this modification to the budgetary process is a planned reform that should be taken into account in the long run.

4.4 Scenario Analysis

The baseline for 2023 is anticipated to operate using cost-cutting initiatives. The anticipated implementation, though, might be postponed. Some items might not be put into action. The scenario examines at how the proposed fuel subsidy reform would affect overall spending, revenue, debt, and finance if it were to take effect between March 2023 and June 2023.

5. Fiscal Risks from Mega Projects

The Public Sector Investment Programs (PSIP) was formulated to address the gaps in infrastructure in the Maldives and as evidenced from the budget statistics, substantial allocations have been made to PSIP over the years. PSIP accounted for an average of 27 percent of the overall budgetary allocations during the period 2016 – 2021. A significant portion of the PSIP budgetary allocation is towards mega projects. Between 2016 and 2021, around 30 percent to 43 percent of the PSIP budgets were allocated for mega projects. Mega projects, by virtue of being majorly funded by external sources and much of it as debt in the case of the Maldives, pose significant fiscal risks that are largely driven by factors such as project execution delays, over estimation of project implementation capacity, under budgeting and low efficiency of investments.

Chart 6.9 depicts the mega projects undertaken by the Government for 2023-2025 and their associated budgetary allocations.

Table 6.9: Potential Change in Expenditure 2022

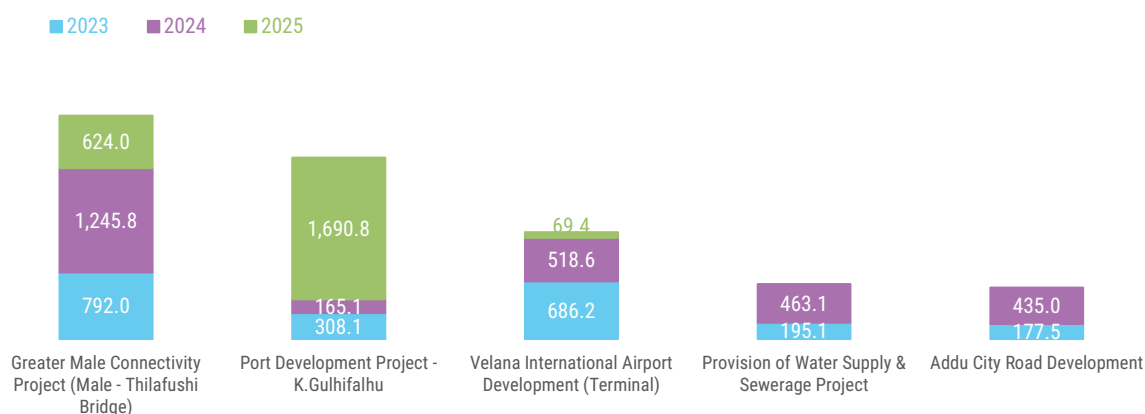
in MVR millions, unless stated otherwise

	Baseline	3 months delay in implementation	6 months delay in implementation
Revenue and grants	32,098.30	32,098.30	32,098.30
Expenditure	40,557.80	40,746.30	40,934.80
Savings after Fuel Subsidy Reform	754	565.5	377.0
Budget Deficit	-8,459.40	-8,647.90	-8,836.40
Financing Plan	0	-188.5	-377.0

Source: Ministry of Finance

Chart 6.9: Mega Projects Budgeted For 2023-2025

in MVR millions, unless stated otherwise



Source: Ministry of Finance

A discussion on the fiscal risks arising due to factors outlined above is presented hereunder:

5.1 Fiscal Risks Due To Over Estimation And Under Execution

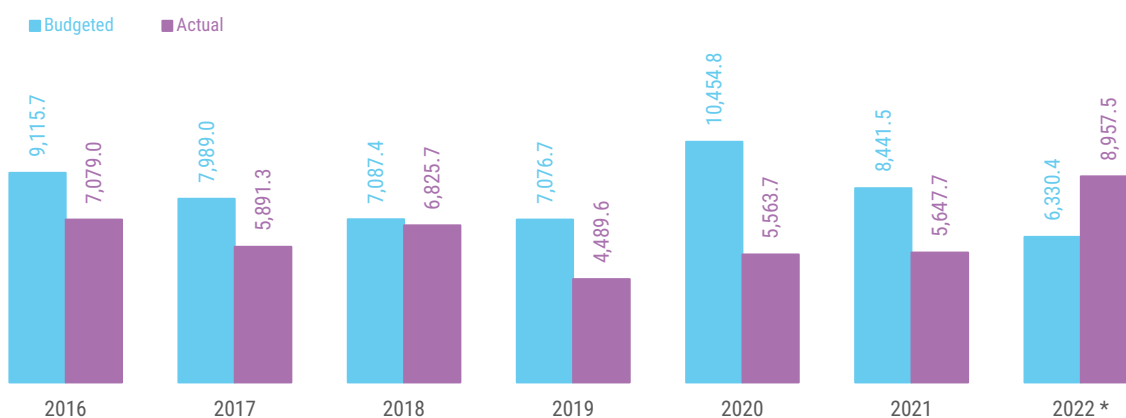
Figure 2 below demonstrates the variance between the actual expenditure and the approved budget over the years, from 2016 to 2021. A cursory look at the graph indicates over estimation and/or under execution, except in 2019 the year during which the government focused on carry out on-going projects and tendering of the planned projects. The year 2020 is also an exception, in that the Covid-19 pandemic adversely affected the projects due to nation-wide lockdowns and supply chain disruptions. Otherwise, the actual expenditure to

budgetary allocation for PSIPs has hovered between 62 percent in 2021 and 78 percent in 2016.

While there have been some instances of over-budgeting of costs by line ministries in PSIP projects, the issue has largely been mitigated by engaging the Ministry of National Planning, Housing and Infrastructure (MNPHI) for a joint appraisal of the project cost with MoF, during the budgeting exercise. In short, checks and balances have been put in place to address the risk of over-estimation of the costs. Over-estimation of project implementation capacity, delays from contractors, scope changes and difficulty in sourcing materials are the main causes for the gap between budgetary allocation and expenditure incurred in implementation on the ground.

Chart 6.10: Budgeted Vs Actual Expenditure For Psip

in MVR millions, unless stated otherwise



Source: Ministry of Finance

The case of Velana International Airport Terminal illustrates the losses in benefits of the project including revenues as a result of significant delays in project delivery when it comes to mega-projects that poses significant fiscal risks down the line because of debt-servicing requirements.

Delays in execution of mega-projects cause significant fiscal risks for the country, by virtue of substantial budget allocations made to them and the subsequent exposure to inflation, raw materials price volatilities, delay in realization of economic benefits of the project etc.

Maldives is vulnerable to commodity price fluctuations, due to the country's heavy reliance on import of construction materials. As a result of the ongoing Ukrainian conflict, prices of construction of materials in the country rose due to increase in fuel charges and non-availability of raw materials sourced from the region. Such price hikes increase the cost of projects and slows down the progress of the projects due to supply chain issues or financing issues.

Delays in execution sets off a vicious cycle. Deemed benefits of the project are reduced or postponed while debt servicing will have to be honored as per prior commitments; increase in costs will have to be managed through financing of the budget by domestic or external debts. As a result, ratings of the country may be affected due to high leverage and thereby making debt more and more expensive with the passage of time. In short, fiscal risks will balloon and the country's solvency may eventually be at stake.

5.2 Fiscal Risks Due To Under-Budgeting

At the time of introduction of a mega project into the budget, budgetary allocations are configured for the medium term (3 years) based on the implementation plan proposed by the government agency or the ministry proposing the project. If, in subsequent years, these budgetary allocations are left as they are and are not reconciled with modified implementation plan and/or

financing plan for any reason including non-availability of such change of plans, then the project may be under-budgeted especially if the project's execution gets expedited for earlier realization of its benefits.

Underbudgeting can also happen if any component of the project is left – out while budgeting for the project or if the scope of work under the project is significantly increased or if technical risks are inadequately addressed while planning, as well as for several other reasons.

The additional budgetary support needed to implement the project may either be provided through virements, affecting the progress of other projects or through debt financing. Any such measures, sets in motion an increase in fiscal risks for the nation as a whole.

5.3 Fiscal Risks Due To Low Efficiency Of Investments

The Public Expenditure Review 2022 of the World Bank identifies the absence of costing of national strategies and plans as the reason for the disconnect between budgeting, planning, financing and implementation of public infrastructure, resulting ultimately in low efficiency of investments. Other contributing factors for low efficiency investments include absence of costing over the project life cycle, lack of economic analysis, lack of robust and transparent selection criteria for project appraisal, that have resulted in lack of clearly defined outcomes and economic benefits, for the investments made. This lack of clarity increases the risk of economic costs ultimately outweighing economic benefits.

Government of Maldives continues to focus on improving the operational efficiency and minimizing the fiscal risks caused by projects. The emphasis on better management of public investments was placed in the Strategic Action Plan 2013-2019 under Policy 3: *Strengthen fiscal governance and improve the management of public finances*. The Public Investment Management Assessment (PIMA) 2019 of

Maldives conducted by IMF, highlighted the need to strengthen public investment management practices. The Government, in response to the same, has made progressive improvements over the years. Based on the recommendations put forward by IMF, the Government has published a “*Public Financial Management (PFM) Reform Strategy & Action Plan 2022-2026*” focusing on Intermediate-short term to medium term fiscal strategies. This includes but not limited to, improving institutions for project appraisal, selection of projects, project management and monitoring. The government is also engaged in building public investment capacities of all the personnel involved in the implementation of public investment projects. Government has received technical and financial assistance from the World Bank and USAID to strengthen the Public Investment area.

The Ministry of Finance has formulated selection criteria for New Policy Initiatives (NPI) to ensure the selection of quality proposals under the budgeting exercise, that are in alignment with the development objectives of the country. The Government is moving towards investing in projects that are well planned and have well defined outcomes.

To address the issue of over budgeting and under implementation of projects, the Ministry of Finance and the Ministry of National Planning, Housing and Infrastructure are working towards establishing a standard costing mechanism for various types of projects, to ensure that the project costing is realistic. This exercise is envisaged to result in a more credible budget going forward.

The Government, with the technical assistance of USAID, is working towards implementing a full-fledged performance-based budgeting that would entail setting performance indicators for programs and projects undertaken by various government agencies and ministries. Performance Based Budgeting is envisaged to result in performance targets being measured and thereby raising the accountability and effectiveness of Government investment programs.

The Government is also working towards introducing a robust Public Private Partnership (PPP) framework to create an enabling environment for PPP's that takes into consideration the fiscal risks created by PPPs and lay down relevant mitigating measures. The Ministry of Finance shall monitor the fiscal oversight of PPPs to reduce the contingent liabilities that may arise out of such contracts. PPPs are an alternative form of financing that reduce the dependency on debt financing for mega projects.

6. Financing Risks

6.1 Higher Interest Rates In The Global Financial Market

Financial institutions in various countries have raised interest rates to control inflation as commodity prices continue to rise. Accordingly, through June 2022, the Federal Reserve of the United States has raised its published interest rates, by 75 basis points, three times in a row during the first two quarters. Similarly, other developed countries have raised interest rates. International experts estimate that the rate is likely to rise for the rest of the year. Higher interest rates have reduced the liquidity of the financial markets for developed countries. In addition, financial markets have been reluctant to invest in developed and emerging countries due to uncertainty about the global economy. Therefore, it has been challenging to raise funds from the international financial markets at low interest rates.

The difficulty of raising funds from international financial markets for the next three years will pose challenges in ensuring debt sustainability. If the government wants to raise money at high prices in the international financial market due to high interest rates, it will have an adverse effect on the sustainability of the government's debt.

In order to avoid relying on the international financial market to fund the 2023 and 2024 budgets, the

government is working towards reducing the budget deficit, in order to mitigate the challenges to its debt portfolio. The government is implementing measures to reduce expenditure and increase revenue in line with fiscal policy, raising funds from the domestic market and also concessional financing for the budget.

6.2 Failure To Implement Budget Financing Plans

The failure to meet the medium-term debt strategy by 2023 is a major challenge to budget implementation. The medium-term debt strategy includes \$100 million in budget support loans from foreign sources. In addition, it is included to raise more than MVR 5 billion annually from the domestic financial markets for the next two years. However, if these are not carried out as intended by the government, the implementation of the budget will be hampered.

In the event that finances are not secured as estimated by the government, the budget may have to be funded at high prices from international financial markets.

To alleviate this concern, the government is in discussions with international financial institutions and allies on obtaining budget support loans. It is also very important to take immediate steps to implement fiscal policy. Similarly, the creation of secondary markets is essential for the development and diversification of the domestic financial market.

7. Public Debt Risks

7.1 Size And Composition Of Public And Publicly Guaranteed Debt

Despite the significant reductions in non-essential recurrent expenditure and capital spending, the COVID-19 pandemic had a major impact on the Government's debt position. However, with the rapid recovery in 2021 the growth exceeded expectations, with 1.3 million tourists arriving overall, growth forecasts for the year outperformed the previous prediction of 31.6 to 36.9 percent by 2021. As a result total public debt as a percentage of GDP improved from 150.0 percent

Table 6.10: Total Public And Publicly Guaranteed Debt (PPG)

in MVR millions, unless stated otherwise

	2019	2020	2021
Total PPG Debt service cost	67,980.9	86,541.7	94,404.6
External Debt	22,045.3	24,965.1	31,829.3
Domestic Debt	32,227.0	41,628.3	48,459.9
Publicly Guaranteed External Debt	12,728.3	19,078.5	13,486.6
Publicly Guaranteed Domestic Debt	980.3	869.8	628.8
Public Debt as a percent of GDP (%)	78.8	150.3	117.7
External Debt as a percent of GDP (%)	25.6	43.4	39.7
Domestic Debt as a percent of GDP (%)	37.4	72.3	60.4
Publicly Guaranteed External Debt as a percent of GDP (%)	14.8	33.1	16.8
Publicly Guaranteed Domestic Debt as a percent of GDP (%)	1.1	1.5	0.8
Debt Maturing in one year	25,231.0	35,435.0	43,574.0
Domestic Debt	19,944.5	25,409.0	30,289.9
External Debt	822.0	1,459.0	3,788.7
Guaranteed Debt	4,465.0	8,567.0	9,495.4

Source: Ministry of Finance

in 2020 to 113.6 percent by the end of 2021. Although, the total public debt rose from MVR 86.5 billion in 2020 to MVR 94.4 billion by the end of 2021.

At the end of December 2021, total budgetary central government's (BCG) domestic debt was at MVR 48.5 billion (58.3 percent of GDP). When compared to the total BCG domestic debt outstanding at the end of December 2020, this represents an increase of MVR 6.8 billion. This was mainly attributed to the increase in short-term borrowings from Treasury Bills to finance budget deficit for 2021.

Likewise, total BCG external debt at the end of 2021 stood at MVR 31.8 billion (40 percent of GDP). This is an increase of MVR 6.9 billion compared to December 2020. Furthermore, the external debt composition by creditor category at the end of December 2021 consisted, buyer's credit of 37 percent, multilateral loans of 20 percent, bilateral loans constituted 16

percent and other facilities made up the remaining 27 percent.

7.2 Risks in Debt Portfolio

The current debt portfolio of the Government is primarily exposed to three major risks. The prevalent risk indicators are refinancing risk², interest rate risk³ and exchange rate risk⁴. These important indicators help the government create strategies that will offer the best cost- and risk-tradeoff outcomes. However, in addition to above mentioned risks, the Government continues to monitor other portfolio risks such as operational risk and risks from contingent liabilities.

Table 6.11: Total Public And Publicly Guaranteed Debt (PPG) Debt Risk Indicators

in MVR millions, unless stated otherwise

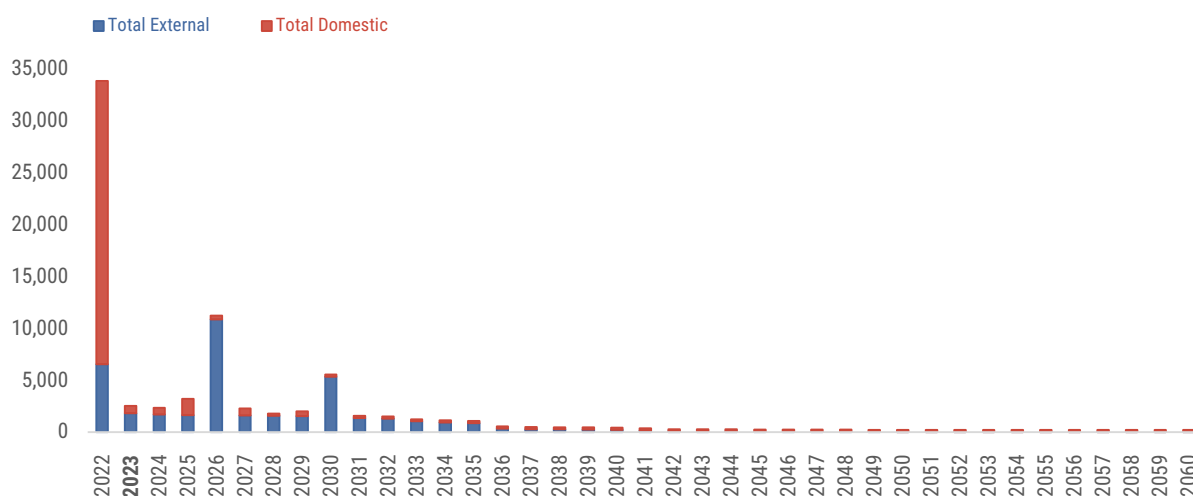
Risk Indicator		2019	2020	2021
Cost of Debt	Total Debt to GDP	78.8%	150.3%	117.7%
	BCG Debt to GDP	62.9%	115.7%	100.1%
	Guaranteed Debt to GDP	15.9%	34.7%	17.6%
Refinancing Risk	Debt maturing in 1 year (percent of total PPG Debt)	35.0%	39.0%	42.3%
	Debt maturing in 1 year (percent of GDP)	26.0%	44.7%	42.1%
	Average time to maturity (years)	7	8	6.1
Interest Rate Risk	Average Time to re-fixing (years)	5.8	6.6	6.1
	Debt re-fixing in 1 year (percent of total PPG Debt)	35.0%	41.2%	42.3%
	Fixed rate debt (percent of total PPG Debt)	81.0%	79.0%	97.8%
	Weighted Average Interest Rate (percent)	4.0%	4.0%	3.9%
Exchange Rate Risk	FX Debt as a percent of total PPG Debt (percent)	58.0%	65.0%	50.1%
	Short Term FX Debt as a percent of Gross International Reserve (percent)	58.0%	61.0%	16.3%

Source: Ministry of Finance

² Risk refers to the uncertainty that debt may have to be rolled over at an unusually high interest cost or cannot be rolled over at all.

³ Risk of increase in debt servicing cost due to unfavorable changes in the interest rates.

⁴ Risk of increasing debt outstanding and servicing cost due to fluctuations in exchange rate.

Chart 6.11: Maturity Profile Of Public and Publicly Guranteed (PPG) Debt As At The End Of December 2021*in MVR millions, unless stated otherwise*

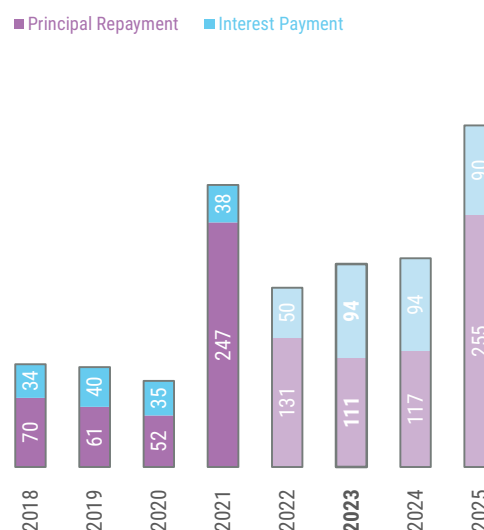
Source: Ministry of Finance

7.3 Refinancing Risk

By the end of 2022 a large portion of the total debt portfolio (equivalent to 46.3 percent) is expected to mature within 12 months, as illustrated in the below chart of redemption profile of the Government. A significant portion of this debt (80.0 percent) is primarily attributed to the short-term borrowings from Treasury Bills issued in the domestic market. This was evident from the decline of Average Time to Maturity (ATM) of debt portfolio from 8 years to 6.1 years at the end of December 2021. Likewise, total debt maturing in 1 year has increased from 39 percent at the end of 2020 to 42.3 percent at the end of December 2021.

However, the Government has largely minimized the short-term refinancing risks in the debt portfolio with the settlement of USD 58.0 million in June 2022 of the debut USD 250 million Eurobond issued by the Government in 2017. As illustrated in the Chart 6.12, the external redemption profile remains at a sustainable level in the medium term. However, the USD 500 million 5-year Sukuk and USD 100 million privately placed bond falling due in 2026, the external debt redemptions will increase significantly over the medium term.

In line with 2023-2025 Medium-Term Debt Strategy (MTDS), the Government targets to mitigate refinancing risk by lengthening the maturity profile of the Government debt portfolio, the Debt Management Department is working on the conversion of a portion of its Treasury Bills portfolio to longer term instruments by issuing 10-20 year domestic MVR bonds. Also, in order to widen and diversify the investor base, Government has worked on new Sharia Complainant treasury instruments at the end of December 2021 and

Chart 6.12: External Debt Repayment History And Profile*in USD millions, unless stated otherwise*

Source: Ministry of Finance

carried out the first issuance in March 2022. This will benefit from diversification of debt portfolio and help to minimize the refinancing risk.

7.4 Interest Rate Risk

In terms of exposure to Interest Rate Risk, it relatively remains low. This is mainly due to the majority of the Government debt portfolio is based on fixed interest rate debt. Nearly 97.8 percent of the existing debt is based on fixed interest rate. While, the remaining 2.2 percent is on variable interest rate.

As per the Government debt portfolio, the Average Time to Re-fixing (ATR) was 6.1 years as at 31 December 2021. Table 6.11 also indicates that 42.3 percent of total debt portfolio is subjected to interest rate refixing in less than 1 year. Despite having 37 percent of entire debt portfolio in Treasury Bills, the Government is subjected to interest rate re-fixing. Although, it is worth noting that the interest rate risk from Treasury Bills are relatively low as the existing Tap system of issuing Treasury Bills allows the Government to issue it at a fixed interest rate.

The risk continues to be low due to domestic investors increasing demand for investments (Net issuance of total MVR 5.2 billion at the end of December 2021). The

chart above illustrates the total T-Bills issued, matured and net issued in the past 4 years.

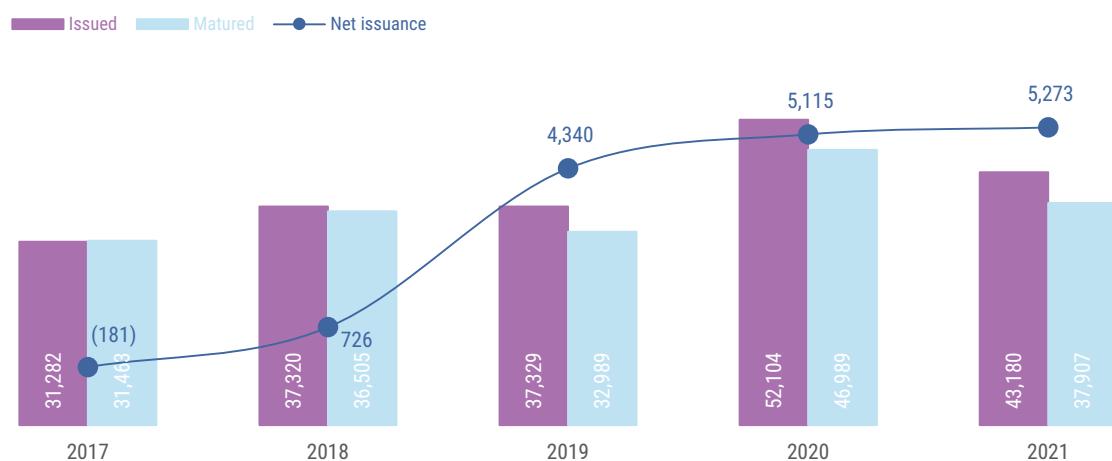
7.5 Exchange Rate Risk

At the end of December 2021, 50 percent of the total PPG debt is denominated in a variety of foreign currencies, including the US dollar (USD), the Chinese yuan (CNY), the Saudi riyal (SAR), the euro (EUR), and the Japanese yen (JPY). Meanwhile the other half is denominated in local currency. It is worth mentioning, foreign currency PPG debt has decreased considerably by nearly 5 percent compared to December 2020. However, 35 percent of the foreign currency PPG debt is dominated by US dollar, to which the Maldivian Rufiyaa is permitted to fluctuate within a band between MVR 10.28 and MVR 15.42 since 2011. Therefore, if the MVR depreciates against USD by 5 percent, the disbursed outstanding debt as at 31 December 2021 will increase by MVR 2.01 billion or 2.50 percent of the GDP and vice versa if it were to appreciate. In such a scenario, the debt to GDP ratio will fluctuate between 102 percent to 97 percent. However, the portfolio's exposure to foreign currency risk remains high though the exchange rate peg policy creates stability in monetary policy.

In order to mitigate the Exchange Rate Risk, the Government has been working on developing domestic

Chart 6.13: Net Issuance Of Treasury Bills

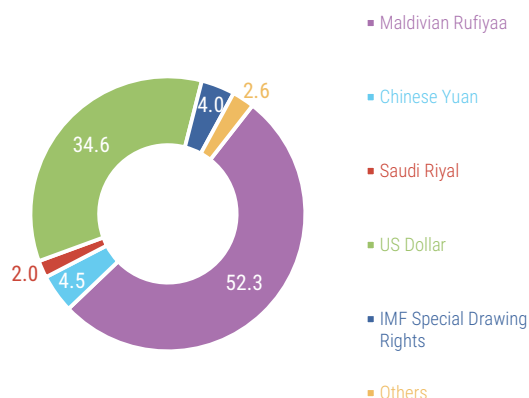
in MVR millions, unless stated otherwise



Source: Ministry of Finance

Chart 6.14: Currency Composition

Percentage



Source: Ministry of Finance

market. As a result, at the end of December 2021 Debt Management Department has introduced two new Islamic treasury instruments including Murabaha and Wakalah Bi Al-Isthithmar to the market. Furthermore, in order to ease the short-term liquidity pressure, 2023-2025 MTDS envisages to obtain financing from foreign currency to service a portion of debt payments.

7.6 Operational Risk

Operational risk refers to a wide variety of risks faced by the Debt Management Department (DMD) that can disrupt debt service and debt management operations. It is worth noting, DMD faces these risks in wide range throughout every year. However, with the guidance of Debt Management Performance Assessment (DeMPA) and other technical and expert recommendation, the Ministry has been identifying and improving several operational gaps such as further strengthening in the institutional structure within the Ministry of Finance for debt management and to enhance staff capacity; the internal procedures, distribution of staff needs. Additionally, the manual processes in the current domestic securities issuance has been cut down as it involves process which are prone to operational risks.

In order to mitigate the operational risks, with the guidance of DeMPA, the Ministry has set out internal

procedures and guidelines for DMD operations under FO/MO/BO with appropriate distribution of staff roles and responsibilities. Moreover, the Ministry conducts annual training plans for the staffs to build capacity and to work efficiently.

In addition, to strengthen the legal framework governing debt management, with the assistance from IMF the new Public Debt Law has been drafted and is on the process of finalizing policy decisions and translation. IMF has also provided the Ministry an Aide Memoire containing a background of the proposed contents for the law and main considerations to align them with the international best practices on debt management.

With the increase work load under debt management due to the accumulation of debt, strengthening of legal and institutional framework and diversifying the debt portfolio through broadening investor base and new debt instruments, an e-Debt Management (eDM) portal was developed in December 2021. The issuance of T-Bill, generating payment instructions for debt servicing, data reporting and task management are now carried out through eDM. By bringing automation to debt functions has improved the debt management functions on a timely manner with maximum efficiency. 90 percent of the DMD operational functions will be automated by end of 2022.

7.7 Contingent Liabilities

Under Contingent Liability risk, the Government has issued guarantees, primarily to State-owned entities for their borrowings. As such, the stock of total guaranteed debt at the end of December 2021 stood at MVR 14.9 billion (19 percent of GDP). Contingent liabilities are to be known as implicit or explicit. Therefore, issuing excessive guarantees to SOEs is considered as explicit contingent liability risk for the Government. However, in 2021 the total guaranteed debt outstanding by the Government has decreased significantly by 17 percent of GDP when compared to December 2020. Although it has declined, the Government faces fiscal risk due

to the unpredictability of future events, such as decline in financial growth of a beneficiary of a sovereign guarantee.

In order to mitigate the risks associated with contingent liabilities, the government continues to monitor the debt repayment capacity and financial stability of the sovereign guaranteed beneficiaries. Also through the World Bank PFM project, a technical assistance was provided to review the existing “Guarantee Issuance Policy” and to carry out an assessment to design and implement an SOE fiscal and credit risk assessment and monitoring tool. This would assist the Ministry on better monitoring of risk arising from contingent liabilities from the beneficiaries.

8. Risks Faced By State-Owned Enterprise

This section looks at the risks on public finances from state-owned enterprises. The 32 state-owned enterprises, as well as the Army Cooperative and the Police Cooperative, will be considered.

8.1 Decline In Revenue From Companies

Gaining more profit from the investment while still providing effective services to the state is one of the goals of government investment in state-owned

enterprises. It follows that the budget will suffer as a result of the fall in state-owned enterprise revenue.

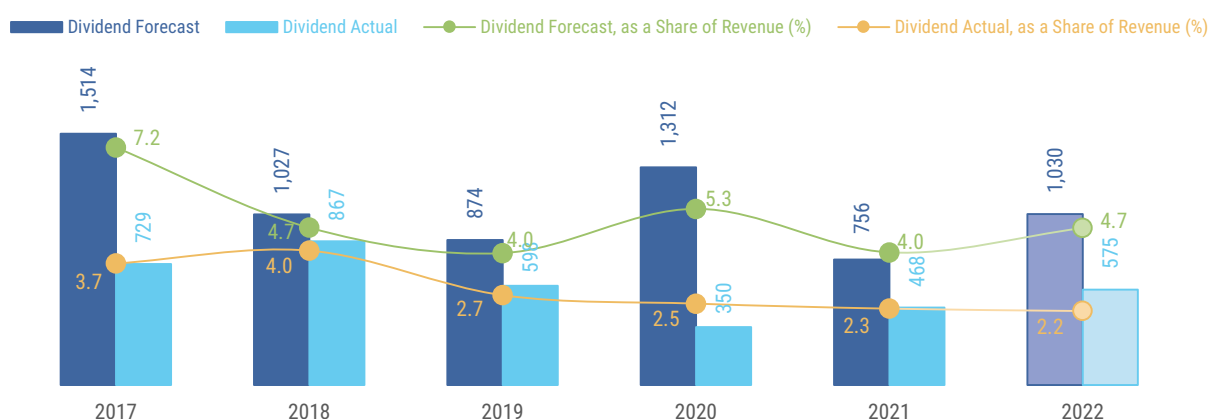
A significant source of income for the government is dividends from businesses that are owned by the government. Dividends of more than 4% of total income are included in the annual budget based on the performance of government-owned businesses over the prior year and the anticipated profitability in the upcoming years. Over the past year, payouts, however, have fallen short of expectations. Despite dividends being declared by firms, some have not yet been paid for a variety of reasons.

State-owned enterprises primary role is to offer the public necessities at prices below market rates. As a result, these businesses engage in a variety of “non-commercial” endeavors. As a result, profitability declines and controlling cash flow becomes more challenging. Because of this, it is challenging for the businesses to pay the money owed to the state.

A large number of state-owned enterprises have now consented to pay their taxes to MIRA in installments. In order to promptly collect the unpaid revenue, these businesses’ cash flow may be withdrawn from the amount allotted to them from the state budget. According to the terms of the contract with the corporation, this is how the state is clearing the debts owed by some businesses.

Chart 6.15: Budgeted And Recieved Dividends Payable By State-Owned Companies

in MVR millions, unless stated otherwise



Source: Ministry of Finance

Table 6.12: Details Of Non-Payments By Government-Owned Companies To The State (Excluding Penalties)

in MVR millions, unless stated otherwise

Until 22 August

Grand Total	2,732.80
Airport taxes and fees	-
BPT	89.5
CIT	339.4
GGST	142.2
TGST	-
Non-resident Withholding Tax	44.7
Dividend	2,116.90

Source: Maldives Inland Revenue Authority, Ministry of Finance

To promote transparency in the distribution of dividends to the government, the Ministry is developing a dividend payment and deduction rule.

8.2 State-Owned Enterprises' Increased Reliance On Public Funding

Through government-owned businesses, the government offers many of the basic services it provides to the public at low prices. As a result, companies are depending more on the budgets.

The Ministry of Finance intends to include the budgetary recommendations of state-owned enterprises in budgeting in order to deepen the budgetary inclusion process for providing financial support to businesses.

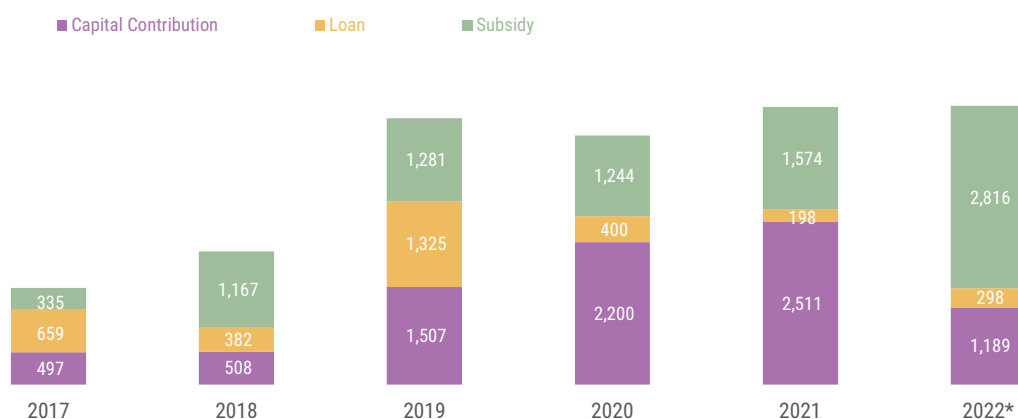
With technical support from international organizations, the Ministry is also assessing the subsidy systems to further reinforce and improve the efficiency of government subsidy arrangements.

8.3 Treasury Loans And Guaranteed Debt To Government-Owned Companies

A significant portion of the loans from the state budget go to SIFCO and POLCO for projects involving police and army housing. Additionally, loans have been extended to government-owned businesses for a variety of purposes.

Chart 6.16: State Budget Expenditure On State-Owned Companies

in MVR millions, unless stated otherwise



* Until September 2022

Source: Ministry of Finance

**Table 6.13: Treasury Borrowing And On Lending
(Outstanding As At 31 July 2022)**

in MVR millions, unless stated otherwise

Treasury Loan	
Treasury Loan Outstanding	3,127.60
Treasury Loan Arrears	2,116.10
On-lending	
On-lending outstanding	9,955.70
On-lending Non-performing	2,210.60

Source: Maldives Inland Revenue Authority, Ministry of Finance

The largest share of on-lending loans is for airport development projects allocated to MACL. In addition, the government has guaranteed loans worth MVR 12,039.2 million to state-owned enterprises till the largest share of these were loans guaranteed to HDC for housing projects.

The risk of default on these loans is highest for loss-making companies that are awarded non-commercial activities by the government after issuance of loans.

In order to reduce the fiscal constraints caused by irregular repayment of Treasury loans, discussions are

underway between the government-owned companies and the Ministry of Finance on new repayment terms for these loans. The government is also providing financial assistance to the companies to resolve the difficulties encountered in repaying the on-lent loans.

Before issuing sovereign guarantees as per the prescribed procedure, a business risk assessment is done to ascertain the repayment capabilities of state-owned enterprises in order to minimize the risk of default on loans with sovereign guarantees. In order to strengthen the study of submitted loan guarantee proposals, the process for giving guarantees is also being updated.

8.4 Assess The Risk Posed By The Selected Companies

In this section, the financial stability of 10 state-owned enterprise is examined. These businesses were chosen using the IMF's tools for evaluating the "health" of government-owned businesses. Based on the indications of a company's profitability, liquidity, and solvency, the toolkit assesses its health. The toolset

Table 6.14: Identification Of Risks Of Notable Government Companies

	2018	2019	2020	2021
1. HDC	Medium	Medium	Medium	Medium
2. MACL	Medium	Medium	Big	Medium
3. STO	Big	Medium	Big	Big
4. STELCO	Medium	Big	Medium	Medium
5. MTCC	Big	Medium	Small	Small
6. FENAKA	Very Big	Medium	Medium	Medium
7. DHIRAAGU	Small	Small	Small	Small
8. AIA	Very Big	Very Big	Very Big	Very Big
9. MPL	Very Small	Small	Medium	Medium
10. WAMCO	Big	Big	Big	Big

Very Big Big Medium Small Very Small

Source: Auditor General's Office, Ministry of Finance

primarily makes use of data from corporate financial accounts. The Ministry's quarterly financial data was used for FENAKA, WAMCO, and STELCO for 2021. The strain on governmental budgets is increased by the declining corporate health.

The table below shows the level or rating of risks for the state due to the 10 government-owned companies between 2018 and 2019 based on the above indicators.

As shown in Table 6.14, the majority of businesses improved or maintained their risks in 2021 as compared to 2018. Due to Maldives Ports Limited's decreased solvency from in 2018, the company's risk has escalated. While many companies kept their risk ratings during the Covid-19 pandemic, MACL and STO's ratings in 2020 have decreased as a result of the pandemic.

9. Council Fiscal Risks

Under the Decentralization Act, block grants to the local councils consists of 5 per cent of the revenue allocated in the budget for the year and 40 per cent of the rental income from land and reef areas not within the authority of the councils. Subsequently, MVR 1.8 billion (4.4 per cent of total expenditure) will be disbursed as block grants to the councils in 2023. With a significant budget allocated to the councils, a regular record of council expenditure in the system, while maintaining proper accounts is vital in ensuring the accuracy and quality of the government financial reports and compliance with government finance laws and regulations.

However, a number of councils are still not consistent in recording their income and expenditure details in the system. As for the year 2022, 134 out of 200 councils are inconsistent in recording their financial accounts. Ministry of Finance will continue to take measures in order to strengthen the financial management of councils in the future. To encourage councils to do

this, from 2023 onwards, a measure of councils' fiscal performance will be included in the fiscal formula for allocating block grants to the councils. The standard is developed to ensure that councils are regularly recording their financial information in the system. As a result, Councils that keep meticulous financial records will be eligible for an increase in the amount of block grants.

Another hurdle that councils encounter is, inconsistent payment of utility bills, which has strained the cash flow of the state-owned electricity, water and waste management companies. As a result, the government is forced to spend money that was not anticipated in the budget, making it difficult for the government to manage its cash flows. Accordingly, 47 councils have unpaid utility bills for over 6 months, while 13 councils have outstanding bills for over 3 to 6 months as of September 2022. As a result, the fiscal performance measure for this year will be considered in an effort to minimize the hurdle and encourage the councils to continue paying for their utility bills in a consistent manner.

Table 6.15: Summary Of Measures Of Councils Fiscal Performance Index

Standard of Councils	Number of Councils
Period of unpaid council bills	165
Period of unpaid council bills	
0 - 3 months	139
3 - 6 months	13
> 6 months	48
Councils with expenditure recorded in the 2022 Regular Business Module	66

Source: Ministry of Finance

10. Disaster Risks

The budget and government funding are being increasingly impacted by catastrophes and natural disasters. Climate change and rural development activities are to accountable for these circumstances. The 2020 COVID-19 pandemic, the city's water scarcity in 2014, and the city's chemical warehouse fire in 2019 are among the disasters that the government's budget has had to pay for recently. Rural flooding, summer flooding, and flooding are additional issues that are challenging to anticipate beforehand. Additionally, it can be challenging to anticipate the costs associated with such initiatives, necessitating emergency budgetary expenditures.

The budget is also being used to reduce the damage being done by natural catastrophes and enhance the resilience of areas, in addition to helping individuals who are affected by them. The projects to protect beaches that have been budgeted are remarkable. In order to permanently address the issue of clean water supply in the villages caused by pollution of the water table, there are also projects to establish rainwater collection systems as well as water and sewerage systems.

10.1 Fire incidents

An average of MVR 5.7 million per year is anticipated to be spent between 2016 and 2022 on various fire events. Since these expenses are difficult to quantify, they are not included in the budget forecasts. As a result, the risk of budget financing increases when such an expense is unexpectedly included in the year's approved budget. In addition, and in light of recent spending, the frequency of fire occurrences across the nation, particularly in Male' City, is rising year after year. Therefore, even if it is the government's duty to aid those affected by such catastrophes, it is challenging to estimate this cost right before. The expense of a fire is determined by how serious the incident was. As a result, the city's fire event in 2019 cost far more than budgeted.

Buildings must be built in conformity with the Building Code in order to prevent fire occurrences. As a result, it is essential to construct facilities like chemical warehouses in secure, non-residential zones and to designate industrial districts away from residential areas. Due to various space restrictions, if a fire starts in a congested metropolis, it will probably affect surrounding structures. This was demonstrated by the city's fire disaster in 2019. Additionally, ensuring that buildings are insured while they are being built or renovated can assist lessen the financial strain on the government budget caused by such circumstances.

10.2 Climate Change

The Maldives is one of the nation's most susceptible to the negative effects of climate change because it is a small, developing island nation. The number of catastrophes brought on by sea level rise is rising, as is the amount of harm being done to ordinary people's homes and property. Additionally, flooding brought on by rain is an issue in many villages. Road flooding and property destruction are both results of heavy rain. Agriculture is negatively impacted by such catastrophes.

To lessen the harm resulting from disasters linked to climate change, the state must invest extensively. To recompense the victims of such incidents, the state also invests a sizable sum of money. The government offers disaster victims temporary housing and other necessities. Five islands in the Maldives needed assistance in 2022 due to flooding, and these costs were not budgeted for. To combat erosion, geo bags have been deployed in several islands and also have taken out beach conservation projects.

Additionally, there is a need to budget each year for incidents brought on by adverse weather in various regions of the nation. So far in 2022, 16 similar events have occurred, costing the government's budget MVR 1.6 million. The last two years have witnessed fewer incidents than the years prior, yet government spending

has not decreased. There were 56 weather-related events and 10 fire occurrences reported in 2018, with a total cost of around MVR 0.4 million. In contrast to recent years, 2022 will be a year of natural calamities. At the same time, government spending on such natural disasters have risen in 2021 and 2022 on average. Future calamities of this nature are predicted to rise due to climate change.

The National Disaster Management Authority (NDMA) is in charge of developing emergency response and assistance plans, as well as avoiding and minimizing the harm caused by natural and other catastrophes. To reduce the harm caused by such natural disasters, numerous various preparations are being made in advance. Irrigation systems are being installed in more than 50 islands to stop flooding. In areas where flooding is frequent, emergency response training is being conducted concurrently. This will make it possible to take prompt safety steps after an incident occurs to lessen the harm caused to the public.

Given that the Maldives is an island nation, emphasis has been placed on developing rural regions in a way that will keep them safe from such natural disasters. As a result, both unexpected budgetary limitations and compensation for damage caused by such accidents are being decreased.

10.3 Water Scarcity

During the warmer season, rural regions have unusually severe drinking water shortages. Additionally, this is costing farmers money and seriously harming the land in agricultural villages. Similar to how increasing sea levels have contaminated the groundwater layer and made it difficult for many settlements to acquire naturally occurring clean drinking water, climate change has made it harder to forecast the rainy season. As a result, the government spends a lot of money each year to provide drinking water to local villages, and by 2022, that expenditure had climbed by 55 percent compared to the previous year.

Table 6.16: Expenditure On Disaster From 2014 Onwards
in MVR

Year	Fire related		Weather Related Incidents	
	No of incidents	Aid provided as per relief guideline	No of incidents	Total cost
2014	7	4,000,000.0	101	8,000,000.0
2015	2	n/a	88	8,074,907.0
2016	5	4,598,194.4	113	2,294,912.0
2017	3	745,563.0	70	304,880.9
2018	10	399,859.2	56	2,2260.0
2019	14	12,541,320.7	55	2,362,115.6
2020	08	644,178.0	47	935,256.2
2021	13	2,677,109.5	15	1,856,756.0
2022 (till the end of August)	14	1,247,042.0	16	1,639,982.6

Source: Ministry of Finance, National Disaster Management Authority

The establishment of drinking water production systems in rural areas is the subject of numerous projects. In certain areas, rainwater storage is also a part of the initiatives. Construction will have started by 2023 to fulfill the pledge of installing water and sewerage infrastructure in every islands. MVR 113.6 million had been invested on rural water provision as of October 13, 2022. The demand for emergency water delivery due to water shortages will decrease and the financial burden will decrease if such solutions are applied across the nation.

10.4 Pandemic

The pandemic has had an impact on everyone in the world. The government spent a lot of money trying to solve the problem, but the country has suffered significant economic and social harm. Monkey pox, a disease that is presently ravaging the globe, might likewise negatively affect the economy of the Maldives. This is a major setback for a nation with a small population and a tourism-based economy because of the widespread nature of the pandemic.

Enhancing the health sector is crucial to preventing the development of numerous diseases around the world. Therefore, the cost of avoiding the disease and

delivering healthcare services might be decreased if vaccines to prevent such diseases are available. Testing for the virus, quarantine, a ban on entry and exit from communities, and vaccination of the vast majority of the Maldivian population are the steps taken to stop the spread of the disease. The tourism-dependent economy would have been further harmed if this action had not been taken. Therefore, improving the health care system to create an environment free from various diseases and making treatment more accessible are crucial steps to reducing the risks brought on by diseases.

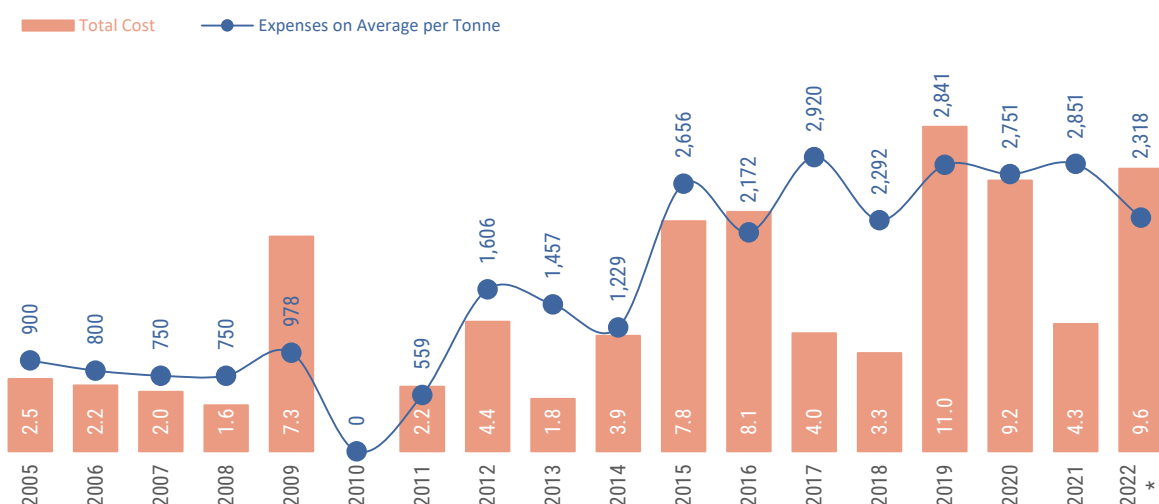
11. Financial Risks

The financial sector in the country consists of banks, non-bank financial institutions and payment service providers. These include eight commercial banks, five insurance companies, three finance companies, two payment service providers and two remittance service providers regulated by the Maldives Monetary Authority (MMA). Securities market intermediaries and pension funds regulated by the Capital Market Development Authority are also active in the financial sector.

Between 2019 and 2021, the financial sector expanded by an average of 10.3 percent yearly, according to

Chart 6.18: Expenditure On Water Supply

in MVR millions, unless stated otherwise



Source: National Disaster Management Authority (2005-2016), Ministry of Environment, Climate Change and Technology

productivity data. Even with the greatest economic crisis in recent history, the sector's productivity increased by 7.5 percent in 2020. This is thought to occur as a result of the financial sector's successful performance throughout the economic crisis and the steps made to minimize financial sector shocks and keep the sector robust. In the current year 2022 as well, financial industry productivity is predicted to increase by 10.8%. The ratio of capital to risk-weighted assets (regulatory capital to risk-weighted assets) for banks, which make up more than 90 percent of the overall asset base of the financial industry, has consistently been higher than the MMA minimum of 12.0 percent. As a result, the benchmark averaged 46.6 percent between 2019 and 2021. The percentage had increased even more by the end of June 2022, reaching 48.3 percent. The higher standard of capital in comparison to assets shows that financial institutions have the ability to absorb the impact of a potential loss, demonstrating the country's financial sector's vigilance. It also shows that the government has little reluctance to incur unforeseen expenses in order to support the financial sector, especially government-owned financial institutions, by providing capital or other means in response to a potential economic or financial crisis.

The government issues treasury securities to the financial market in order to finance the majority of its budgetary needs. Thus, the domestic financial markets supplied 60.7 percent of the total financing needed for 2020 and 2021. According to the Government's Medium Term Debt Strategy 2023–2025, Maldives will continue to rely heavily on the financial market to fund its budget. One of the main standards by which the government can obtain funding from the domestic market is the liquidity position of financial institutions, and banks in particular. The liquidity of the banks has been kept at a high level in recent years, according to the metrics used to gauge the liquidity status. As a result, between 2019 and 2021, the proportion of liquid assets to short-term liabilities averaged 69.9 percent. By the end of June 2022, this percentage had increased to 74.6 percent. As a result, there is no concern that the government will

find it difficult to secure financing from the Maldivian market because of low bank liquidity. However, if the government keeps its funding need high, there is a chance that banks' exposure to the government will be large and some financial institutions will be less able to finance the government.

Summary of Expenditure and Revenue of 2021 and 2022

	2021		2022	
	Approved	Actual	Approved	Actual
Total Revenue and Grants	21,128.5	21,353.4	24,279.9	26,361.1
Total Revenue	18,917.0	20,321.6	21,368.1	25,768.8
Import Duty	2,985.3	2,843.0	3,223.4	3,423.8
Business and Property Tax	2,001.2	2,748.8	2,711.3	4,200.8
Withholding and Business Profit Tax	1,411.3	2,064.1	2,098.3	3,294.3
Bank Profit Tax	589.6	675.1	603.4	901.3
GST	4,676.4	7,733.3	7,699.3	9,482.2
TGST	2,640.2	5,247.7	4,821.8	6,411.4
GGST	2,036.2	2,485.6	2,877.5	3,070.8
Other Taxes and Duties	1,151.4	1,275.5	1,640.7	1,755.8
Airport Service Charge	531.1	473.4	769.2	768.6
Green Tax	616.6	802.1	823.7	987.2
Fees and Charges	1,625.0	1,379.3	1,503.5	2,355.6
Registration and License Fees	679.5	722.8	740.6	779.2
Property Income	4,722.8	2,254.9	2,356.0	2,332.4
Interest, Profit and Dividends	799.4	521.4	1,237.9	888.3
Miscellaneous Non-Tax Revenues	275.9	842.5	255.4	550.8
Grants	2,211.5	1,031.8	2,911.8	592.3
Total Expenditure	33,431.5	32,859.4	34,101.8	39,992.2
Total Budget	37,167.7	37,145.1	36,999.3	42,847.2
Recurrent Expenditure	21,638.1	24,036.5	24,823.3	27,894.5
Personal Emoluments	8,416.4	8,681.5	9,766.5	9,374.4
Pensions, Retirement Benefits and Gratuities	1,592.5	1,649.9	1,664.5	1,745.2
Goods and Services	5,156.4	5,538.7	5,525.8	5,204.4
Travel Expenses	172.3	183.2	203.0	219.8
Supplies and Requisites	611.8	680.7	693.9	717.3
Operational Services	2,383.9	2,258.5	2,330.0	2,242.3
Supplies and Requisites for Service Provision	1,098.3	1,538.5	1,260.4	1,288.3
Training	630.8	567.4	690.1	423.2
Repairs and Maintenance	259.4	310.3	348.4	313.6
Interest Payments	2,468.4	2,104.5	2,915.2	3,234.4
Grants, Contributions and Subsidies	2,622.7	5,832.2	3,281.6	8,281.4
Payments against losses and right-offs	100.2	229.8	104.2	54.7
Grants to Councils	1,281.5	1,405.0	1,565.4	1,617.4

Capital Expenditure	15,529.6	13,108.6	12,176.0	14,952.6
Public Sector Investment Program	8,441.5	8,552.3	6,330.4	8,957.5
Capital Equipment, Investment and Loan Outlays	1,974.8	3,622.2	1,661.3	3,224.9
Budget Contingency	1,395.3	-	1,300.0	-
Debt Amortization	3,714.9	4,047.8	2,861.7	2,754.7
Other Capital Expenditures	3.1	75.4	22.5	14.4
Primary Balance	(9,834.6)	(9,401.5)	(6,906.7)	(10,396.7)
Overall Balance	(12,303.0)	(11,506.0)	(9,821.9)	(13,631.1)
as a share of GDP (%)				
Primary Balance	-14.8%	-11.3%	-7.9%	-10.9%
Overall Balance	-18.5%	-13.8%	-11.2%	-14.3%
Foreign Debt	57.4%	38.3%	47.0%	37.2%
Domestic Debt	61.6%	58.3%	57.4%	60.8%
Guaranteed Debt	17.9%	17.0%	13.3%	13.0%

Medium-Term Economic Forecasts

In MVR millions, unless stated otherwise

	2020	2021	2022	2023	2024	2025
Nominal GDP	57,623.3	83,098.3	95,241.1	104,389.7	112,846.8	123,829.4
(%) Nominal GDP Growth Rate	-33.2	44.2	14.6	9.6	8.1	9.7
Real GDP (2014 constant prices)	51,368.8	72,812.8	81,768.4	87,945.4	93,249.6	100,380.5
(%) Real GDP Growth Rate	-33.5	41.7	12.3	7.6	6.0	7.6
(%) CPI Inflation	-1.6	0.5	2.2	5.4	2.4*	2.0*
Tourist Arrivals	555,494	1,321,932	1,634,647	1,812,202	1,961,422	2,273,648
(%) Tourist Arrival Growth Rate	-67.4	138.0	23.7	10.9	8.2	15.9
Bednights	3,984,712	10,073,404	11,873,511	12,997,948	13,947,217	15,846,254
(%) Bednights Growth Rate	-62.7	152.8	17.9	9.5	7.3	13.6

*Forecasts for 2022 to 2025 reflects the moderate case scenario

Information Box 1: Energy Subsidy

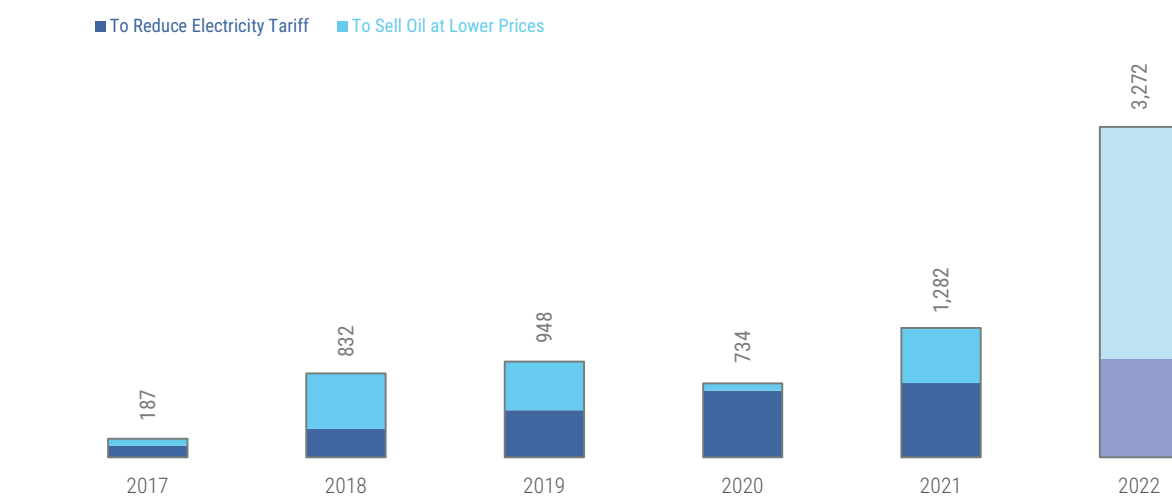
Introduction

Electricity is a necessity under the constitution and since the year 2009, State Owned Enterprises are responsible for electricity provision in all the inhabited islands. It is the government's policy to provide electricity for all residents at a lower and equivalent price across the nation. Thus, the government has introduced an electricity subsidy which includes a component to reduce electricity charges at the atolls equivalent to that of the capital city Male'. It also includes a component which is provided to the electricity suppliers, so that they have a set electricity charge. Chart 1 shows that the government spending on electricity subsidy for the period of 2017-2022.

It is estimated that MVR 3,272.0 million will be spent on the total electricity subsidy, by the end of the year 2022. This is MVR 603.0 per person per month and MVR 3,314.0 per household per month, on average. As such, electricity accounts for 4.7 percent of the total household expenditure. However, the cost of fuel subsidy has increased significantly, with the increase in global fuel prices during the year 2022.

Chart 1: Expenditure on Electricity Subsidy

in millions of MVR, unless stated otherwise



Source: Ministry of Finance

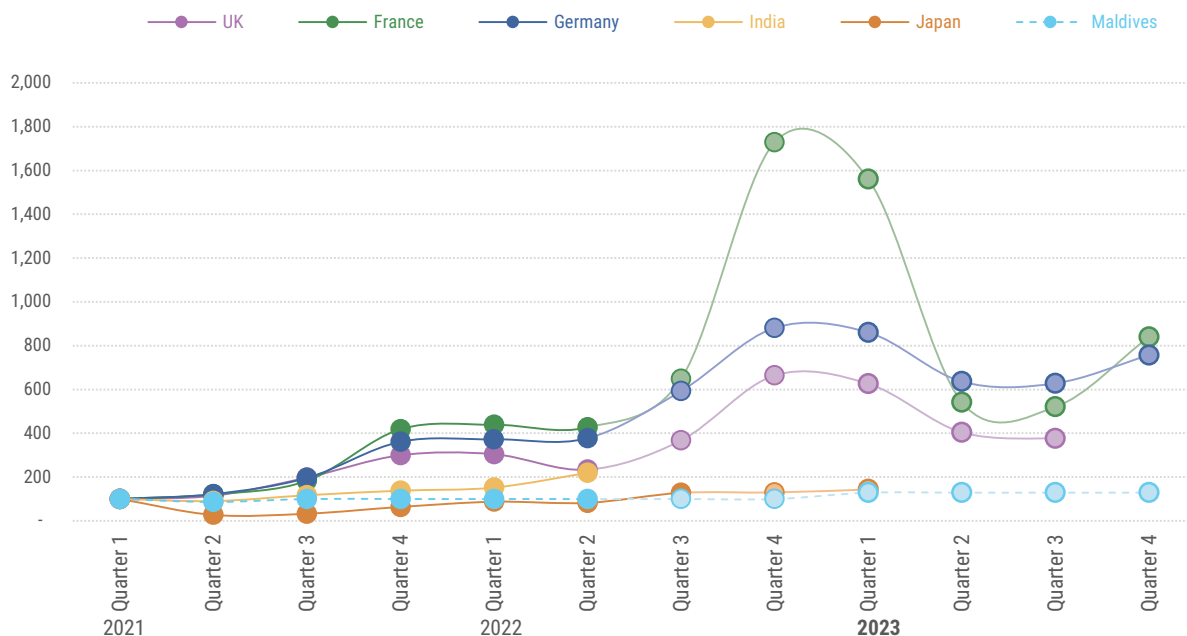
Changes in cost of electricity across countries, due the Russia-Ukraine war

Due to the Russia-Ukraine war, fuel prices has increased across the globe, especially in the European countries. However, this does not affect the household expenditure in Maldives as the government has controlled the electricity prices. Chart 2 shows the how electricity prices has changed across Europe, India and Japan. Experts predict that electricity prices in these countries will continue to be higher than pre-covid levels, even in the year 2023. With the revision of fuel subsidy, electricity prices in the Maldives are also expected to increase in the upcoming year. However, this will increase will still be lower, compared to the price hikes experienced by other countries. Though the increase in electricity prices has affected standard of living in other countries, in the Maldives, the burden of increase in fuel prices is borne by the

government. As a result, the current government spending on fuel subsidy is six times higher than the budgeted amount for the year 2022.

Chart 2: Electricity Price Index

Quarter 1 of 2022 = 100



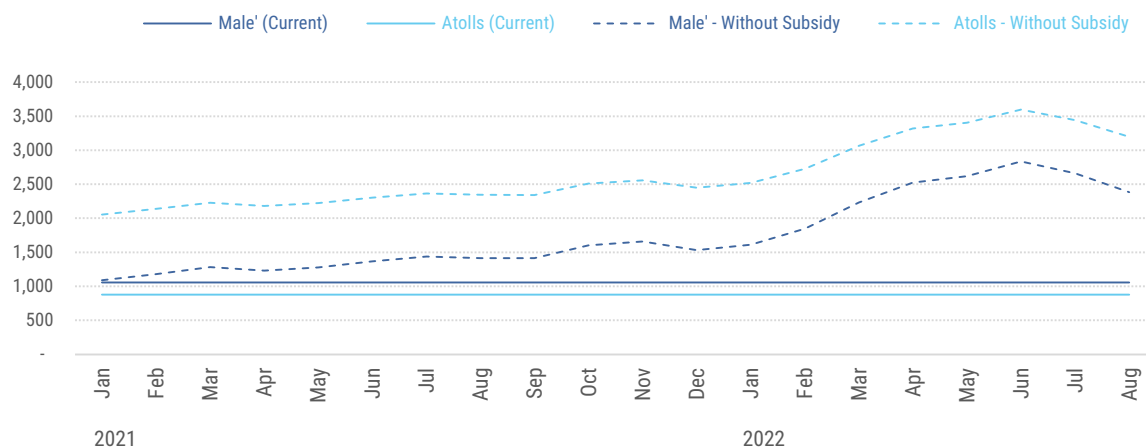
Source: Ministry of Finance

Household Electricity Bill

Without the current government subsidy on electricity, household expenditure on electricity will be much higher than the current levels. Chart 3 shows the increase in electricity bills for an average household in Male' (a household using 510 units of electricity per month) and an average household in the atolls (a household using 450 units of electricity per month), if there was no electricity subsidy by the government. In addition, there would also be a fuel surcharge added to the electricity bill to reflect the increasing fuel prices, if there was no fuel subsidy by the government.

Chart 3: Electricity Bill for an Average Household

Quarter 1 of 2022 = 100

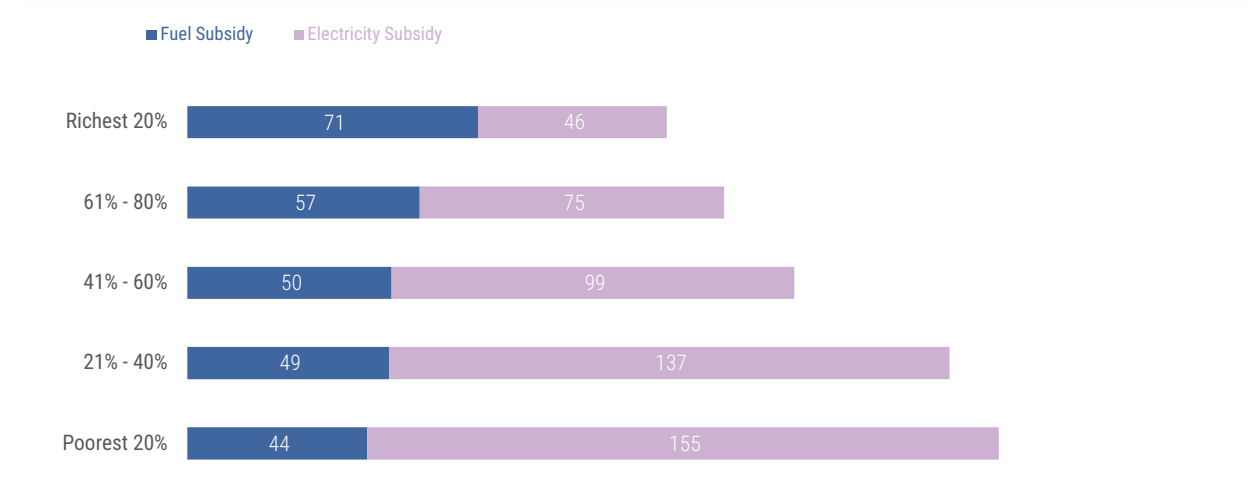


Source: Ministry of Finance

Distribution of electricity subsidy benefits across households

As the current subsidy regulation is formulated to provide an equivalent amount of subsidy for all households, both poor and wealthy households get the subsidy at the same rate. And with the decision to harmonize electricity rates of atolls, with that of Male’ in the year 2019, rates in atolls has been reduced and as such, all households in islands are receiving an electricity subsidy. This is an additional subsidy to the fuel subsidy that households across the country receive. Chart 4 shows that poorer households receive a higher electricity subsidy. This is because households in Male’ do not receive an electricity subsidy and the number of poorer households is higher in the atolls, compared to Male’.

Chart 4:
in MVR



Source: Ministry of Finance

Government’s Policy

Electricity is increasing over the years and the government faces significant fiscal risks due to it. Therefore, as part of the government’s efforts to enhance effectiveness of fiscal policies, it is envisioned to formulate a more sustainable subsidy regime and make the current subsidy a more efficient and targeted subsidy. With such a change, subsidy will only provide for those in need, rather than the wealthy households and discussions to change the current subsidy regime as suggested above are current ongoing at the cabinet level. These changes are also reflected in the budget formulated for the year 2023. However, with the current global fuel prices, it is estimated that an amount between MVR 588.0 million and MVR 788.0 million will be spend on electricity subsidy. An amount of MVR 169.0 million is also include in the Budget 2023 for targeted subsidies to the poor households.

Information Box 2: Transport Subsidy

Population across the 188 inhabited islands of the Maldives differs and the sustainable option would be to establish services across the country as part of the decentralization process, in such a way that islanders can get the required services, despite the island they reside in. As such, establishing tertiary healthcare facilities across the country is a vision of this government. In addition, work on establishing junior colleges across the country to enhance access to higher education, is also ongoing.

A well-established transport mechanism across the country is an essential infrastructure to sustainably provide the above services, with a focus on decentralization. Though all services are not established in every island, a convenient mechanism that facilitates islanders to access services despite their island of residence will contribute towards the development of islands.

With the establishment of an effective transportation system, local goods can also be transported across islands, contributing towards economic growth. Additionally, it will also facilitate working at an island other than the island of residence. This will enable effective allocation of human resources despite the low population in islands.

Work on establishing an integrated national public ferry network project, branded as RTL (Raajje Transport Link) has started in the year 2021. Phase 1 (targeted to the most three northern atolls) of the project has initiated in the year 2022 and the work on building vessels for the rest of the zones is currently ongoing.

53,474 residents in the atolls of Ha. Hdh and Sh. are currently using the ferry system established in that zone using the 13 high speed ferries that operates with a capacity of 2,000 passengers travelling on 20 different routes.

Table 1: Purpose of Travel from one island to the other

Purpose	Feevah	Fokaithoo	Milandhoo	Narudhoo	Maroshi	Komandoo	Maaungoodhoo	Lhaimagu	Kanditheemu	Goidhoo	Noomaraa	Feydhoo	Funadhoo	Bilehfahi	Kulhudhuffushi
Airport	21	1	5			1	1					3	27	2	8
Medical	14	30	28	3	23	33	28	12	26	10	67	38	246		
Banking			2		3	1	1		1		2	4	3	3	5
Shopping	3					2						1	3	5	3
Family/Friends visit		9	6	25	14	9	6	5	14	4	6	7	52	20	4
Others		1	3	2	8		1	1	7	30		2	67	76	45
Employment	4	1	4			1			1		5	4	9	7	16

Source: Maldives Transport and Contracting Company Limited

This project is carried out by MTCC with an advance payment of MVR 52 million from the government, that the company is conditioned to pay back while rest of the finance is to be raised by the company. The advance payment from the government has been paid to the company during the year 2021.

Prices of the RTL ferry network are based on affordability and any losses incurred by MTCC due to the prices are to be subsidized by the government.

In addition to the sea transportation link, RTL buses have also been introduced to large islands. As such, buses between Hulhumale' phase 1 and phase 2 are also in operation in addition to the Male' Hulhumale' buses, in the greater Male' region. Mini buses have been introduced within Male' to resolve the congestion issues, with which a full public transportation mechanism has been established in this region. RTL bus services are also being provided in L. Gan, L. Fonadhoo, L. Isdhoo, L. Kalhaidhoo, Fuvahmulah City and Addu City. To ensure that bus tickets are also affordable, ticket prices are set by the government and any losses that MTCC incurs due to this are being subsidized.

With the aim to facilitate operation of public transportation system, MVR 300.6 million is included in the proposed budget 2023, as transport subsidy.

Table 2: Transport subsidy forecasts for the medium-term

in MVR Millions, unless states otherwise

Transport Subsidy	2023	2024	2025
Male' Mini Bus	4.1	4.1	4.1
Hulhumale' (Phase 1 – Phase 2)	3.7	3.7	3.7
Male' – Hulhumale' Hulhumale' – Airport	33.3	33.3	33.3
Ferry Network in Greater Male' Region	17.0	17.0	17.0
Atoll Bus	75.0	75.0	75.0
Atoll Ferry (Slow Ferry)	2.8	-	-
RTL High Speed Ferry	129.2	204.8	277.6
Previous Year's Commitments	35.5	35.5	35.5
Total	300.6	373.4	446.2

Source: Ministry of Finance

Information Box 3: Tax Expenditure

Tax expenditure is the difference between the tax revenue received as a result of differential adjustments to certain sectors or taxpayers and the tax revenue received by the state if a benchmark tax system were implemented without such differential treatment. The impact of tax expenditure on public revenue is calculated using estimates of the change in revenue due to existing tax exclusions, exemption from certain goods and services, deductions, concessions such as tax credits, deferrals and preferential tax rates.

Tax expenditure was calculated using 'static' models based on the assumption that a change in the tax system will not change taxpayers' and government policies and will not affect the economy. Therefore, tax expenditure reflects the direct impact on revenue of a change in the tax system or a deviation from the benchmark.

Table 3: Tax Expenditure as a proportion of GDP

Percentage

	2021
Import Duty	0.9
GST	8.5
Income tax	0.3
Resort land rent	1.1

Source: Maldives Inland Revenue Authority, Maldives Customs Service, Ministry of Finance

Import Duty

Import duty is a tax levied on goods imported into Maldives under Act No. 31/79 (Export-Import Act). Thus, different rates of duty are levied on different goods to implement government policies. With the difference in duty rates for different goods, the amount of revenue received by the state will vary compared to the revenue received as import duty under the benchmark system. Below are the 2021 import duty tax expenditure figures.

Benchmark

The benchmark rate for the purpose of this analysis is the average import duty rates calculated for the groups after categorizing the current domestic duty rates for different types of goods according to the type of goods. The goods are divided on the basis of the sections in the harmonized system (HS) codes.

Although the CIF value has been used in the calculation of import duties for 2019 and 2020, the 17th amendment to the Export-Import Act of Maldives stipulates that the FOB value shall be used in calculating import duties. The average duty rate used to calculate the 2021 benchmark has also changed significantly as the duty rate on some goods has been reduced under the amendment.

Estimated tax expenditure of import duty

The tax expenditure on import duty for 2021 is MVR 737.2 million. This is 1.0 percent of nominal GDP and 3.5 percent of total government revenue and grants, which is 26.0 percent of import duty revenue received for the year.

In 2021, industrial supplies accounted for the highest FOB value imported good. However, the tax expenditure on these items was MVR 142.5 million. The highest tax expenditure from import duty was from consumer goods, which is 21.2 percent of the total import duty received in 2021.

Table 4: Breakdown of import duty tax expenditure commodities

in millions of MVR, unless stated otherwise

	2019	2020	2021
Foodstuffs	325.2	273.3	92.0
Goods for industrial purposes	230.1	296.6	142.5
Oil and lubricants	(292.9)	(176.5)	(292.7)
Capital Goods	260.5	301.1	199.1
Equipment for transportation	(40.6)	(136.5)	(4.7)
Consumer goods	572.5	280.5	600.9
Other goods	325.2	273.3	92.0
Total	1,058.1	838.6	737.2

Source: Maldives Customs Service, Ministry of Finance

Tax expenditures for 2021 decreased compared to 2020 as the average import duty rates on various categories of goods used in calculation of the benchmark reduced as legislative amendments introduced lower rates of duty on most imported goods.

Use of FOB value instead of CIF value in import duty calculation resulted in lower import duty revenue. Consequently, import duty revenue in 2021 is MVR 273.8 million lower than the amount due on CIF value. Using the CIF value to calculate the 2021 benchmark increases the tax expenditure to MVR 1,061.5 million.

There are circumstances under the Export-Import Act of Maldives where duty is exempted or a certain percentage of duty is discounted. Although such exemptions under the Act are not included in the calculation of tax expenditure, this is a revenue loss of the government. The total revenue loss during 2021 increased by MVR 931.4 million compared to 2020. The total amount of various import duty exemptions during 2021 is MVR 1,108.3 million, which is 1.4 percent of GDP.

Table 5: Loss of duty exemption under various policies*in millions of MVR, unless stated otherwise*

	2021
Relief from import of goods from regional ports	172.1
Exemption for foreign aid	71.1
Renewable energy concession	16.0
Waiver under Diplomatic Privilege	5.1
Foreign investment concessions	182.4
Exemption under the South Asian Free Trade Area	9.9
Relief given to government agencies	651.7
Total	1,108.3

Source: Maldives Customs Service

GST

Goods and services tax is levied under Act No. 10/2011. These include TGST (Tax on Goods and Services in the Tourism Sector) and GGST (Tax on General Goods and Services excluding the tourism sector). TGST is levied at 12 percent while GGST is levied at 6 percent. Additionally, the Act also stipulates goods and services exempt from GST and goods and services subject to GST at zero rate.

The taxation law provides for such exemptions and low rates of GST to minimize that the burden of paying taxes on consumption of essential goods and services. Such concessions result in lower revenue from the current tax system than under the benchmark system.

Benchmark

The benchmark for GST is that all goods and services consumed in the country are taxed at 12 per cent, excluding any additional exemptions or rates, except for the exemption to public services and zero rate of tax on exported goods. Therefore, under this benchmark, businesses at various stages of production can get tax credits for expenditure incurred by them as business inputs or capital investments and deduct GST only on the value added to goods and services from the production stages. Similarly, in line with international best practices, essential goods and services provided by the government such as education and health services will be exempt from GST in the benchmark.

Calculation of GST expenditure

Below is the calculated GST tax expenditure for 2020 and 2021.

Table 6: GST tax expenditure estimate, in millions of Rufiyaa

in millions of MVR, unless stated otherwise

	2020		2021	
	As a proportion of GST revenue (%)	MVR	As a proportion of GST revenue (%)	MVR
Exempted	9.7	438.6	27.6	2,152.6
Zero-rated tax	12.5	563.5	9.6	747.1
Have a GST rate of less than 12 percent	45.7	2,057.6	32.0	2,496.4
Total tax expenditure	78.5	3,533.8	90.2	7,037.3

Source: Ministry of Finance

Note: The calculation of total tax expenditure includes the effect or interaction between one item of tax expenditure and another.

The 2014 Supply and Use Table (SUT) was used in the GST tax expenditure calculations. The increase in tax expenditure in 2021 compared to 2020 was due to the recovery from the COVID-19 crisis in 2021, when the wholesale and retail sectors grew by 41.7 percent compared to the previous year.

Income tax

Under the Income Tax Act (Act No. 25/2019) which took effect in 2020, income earned by businesses, banks and individuals will be taxed in the following brackets and rates.

Corporate tax rates:

Taxable income per tax year (MVR)	Tax Rate
Not exceeding 500,000	0%
More than 500,000	15%
Bank profit Tax: 25% on taxable income	

Individual tax rates:

Taxable income per tax year (MVR)	Tax Rate
Not exceeding 720,000	0%
More than 720,000 but not exceeding 1,200,000	5.5%
More than 1,200,000 but not exceeding 1,800,000	8%
More than 1,800,000 but not exceeding 2,400,000	12%
More than 2,400,000	15%

Benchmark

The benchmark for the income tax regime is exclusive of the tax-free threshold and is set at the rate of 15 percent less deductions for expenditures necessary and with sufficient nexus to the income earned. This includes income earned and expenses incurred by individuals. The benchmark will also include rules for strengthening the tax system, such as anti-avoidance rules. In the income tax regime, as the tax rate of banks is higher than the benchmark tax rate, the tax revenue of the banks exceeds the revenue from the benchmark, so the banks show a “negative tax expenditure”.

The main tax expenditures envisaged in the Income Tax Act for 2020 and 2021 are:

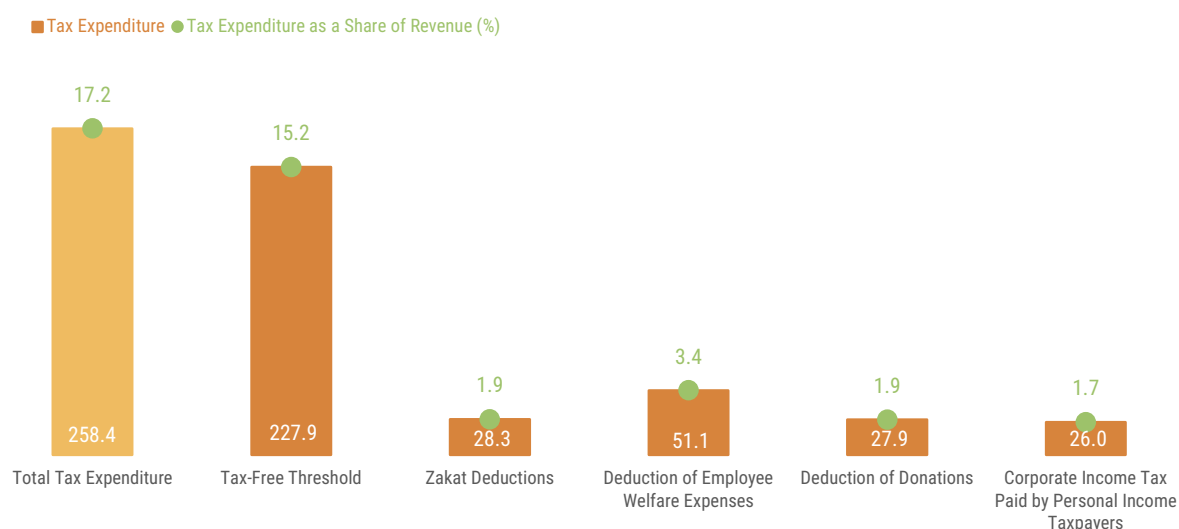
1. Tax-free threshold: Rf 500,000 for businesses (Article 9).
2. Donations as a deductible from taxable income (Article 21).
3. Employee welfare expense as a deductible from the taxable income of businesses (Article 20).
4. Zakat-al mal payments as a deductible from taxable income (Article 18)
5. Individuals pay taxes at different rates and brackets (Article 7).

Tax Expenditure Assessment

The charts below depicts the tax expenditure as the difference between income tax system and the benchmark tax system for the years 2020 and 2021. It also illustrate both the total tax expenditure arising from the deviation from the benchmark and the tax expenditure arising from the individual items noted above. The total tax expenditures resulting from the individual factors differs from total tax expenditure because the tax expenditure calculated for individual factors does not account for the effect or interaction of one factor with another.

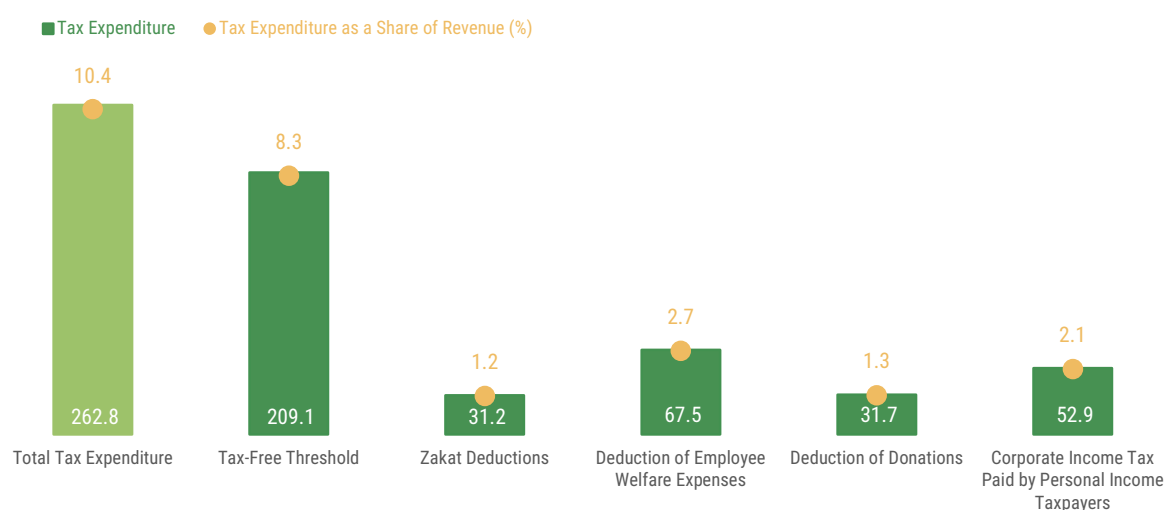
Table 7: Tax Expenditure for 2020

In Millions of MVR, unless stated otherwise



Note: Negative tax expenditure of Rf 295.6 million for banks.

Source: Ministry of Finance

Table 7: Tax Expenditure for 2021*in millions of MVR, unless stated otherwise**Note: Negative tax expenditure of Rf 386.5 million for banks*

Source: Ministry of Finance

Tax expenditure has remained stagnant despite the transition of the tax regime in 2020 from mainly business profits to a system that introduced tax on personal income and a more comprehensive capital gains tax regime.

Resort land rent

Rent land rent is charged in Maldives as per the Maldives Tourism Act (Act No. 2/99). The rate per acre varies from resort to resort in different atolls to encourage resort development across the country. Additionally, preferential rates are given for resort development in remote atolls further out from the Male'. Moreover, as envisaged in the law resorts are divided into three categories based on the size of the land with a fixed price ceilings for each category. Therefore, if the land rent is charged at the same rate across all resorts, the revenue received by the state will vary due to the differences in the rates fixed for different regions.

Benchmark and calculation

The analysis assumes a rate of USD 8 per acre for the purposes of calculating the benchmark, with no variation in the resort land rental rate, and no price ceiling. This calculation does not include the deferred rent in 2019 allowed due to COVID-19 which was received in 2020.

For the purpose of this analysis, two rates have been used in the calculation of land rent – both the current rates as stipulated in the law and the benchmark rates. The difference between these figures and the amount of land rent received by the state in 2021 have been identified. Furthermore, resorts that have not paid rent for various reasons will not be included in this analysis.

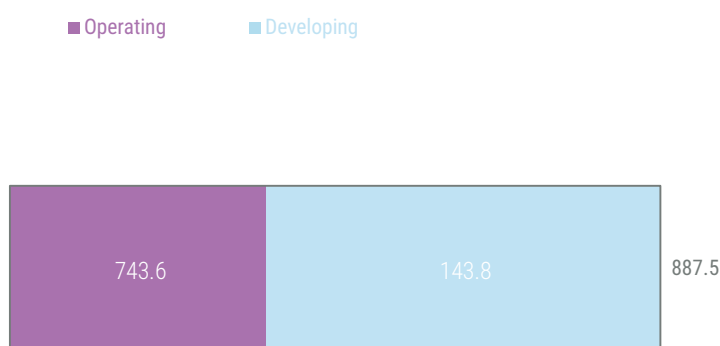
Estimates of Tax Expenditure

The rent paid by resorts during the year was MVR 505.4 million lower than the rent due to the state in 2021 under the Maldives Tourism Act. The low rates for resorts in certain atolls are due to the concession given to them. This can be considered as an implicit subsidy given by the state.

Of the rates used in this exercise, the state would maximize revenue with a rate of USD 8 per acre as the benchmark - The benchmark tax expenditure is MVR 887.5 million, which is 1.1 percent of GDP. This also includes revenue loss of MVR 597.1 million due to the price ceiling included within the current rates.

Chart 7: Distribution of Tax Expenditure

in millions of MVR, unless stated otherwise



Source: Maldives Inland Revenue Authority, Ministry of Finance

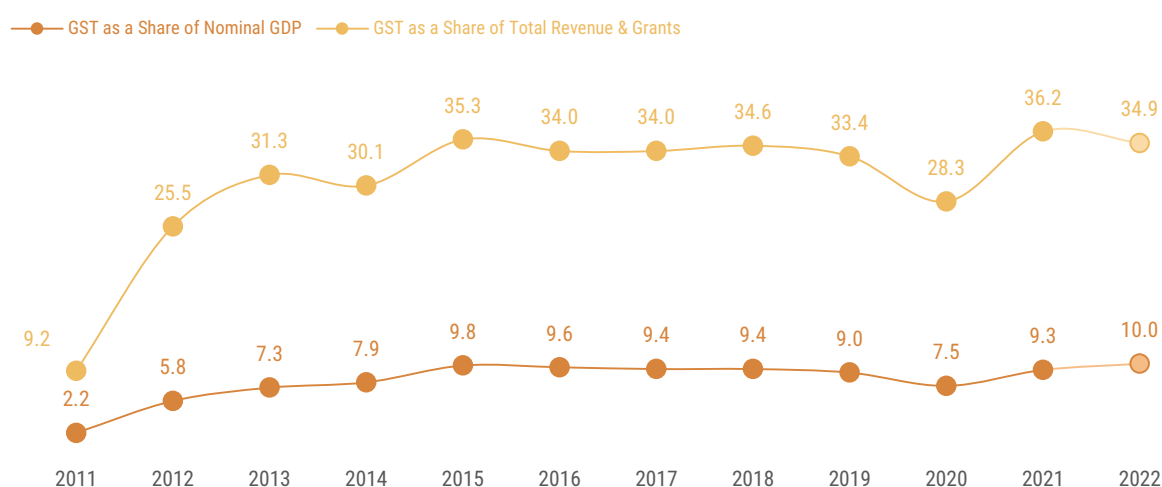
Therefore, in relation to resort land rent, the various exemptions and concessions given under the existing laws, rules and regulations cause a significant difference in resort rent expenditure and state revenue. Thus, the difference between the benchmark rate and the current rates results in a substantial loss equivalent to implicit subsidy revenue.

Information Box 4: GST Rate Change

Since its implementation, Goods and Service Tax has been the major government revenue source and it accounts for 32.1 percent of the total government revenue and grants, during the period of 2012 – 2021. GST revenue as a percentage of nominal GDP was at 8.5 percent during this period.

Chart 8: GST As a Percentage of Nominal GDP, GDP as a Percentage of Revenue And Grants

in millions of MVR, unless stated otherwise



Source: Maldives Inland Revenue Authority, Ministry of Finance

GST rate change will contribute towards efficient implementation of the government's fiscal strategy as it is the major source of revenue for the government. Thus, it is a crucial part of the amendments that the government plans to propose to its fiscal strategy. This policy will also help reduce the government's dependency on external financing, during its efforts to enhance economic growth.

The government has proposed to increase GGST rate to 8 percent from 6 percent, and the TGST rate to 16 percent from 12 percent.

During this year, the Ministry of Finance received technical assistance from International Monetary Fund, to review the current GST regime. Increasing TGST rate to a rate within the range of 15 - 18 percent is one of the recommendations to increase government revenue in the medium term that the IMF mission proposed in their technical assistance report. In addition, tourism in Maldives is relatively a high-end product, compared to most of the other countries and given that the current increment is rate is considerably low, it is not expected that this rate change will have a significant impact on the demand for tourist sector. Moreover, even with the rate increase, GST rates can be maintained at a similar rate that is implemented in other small island developing nations and Southeast Asian countries. In the previously mentioned technical assistance report, it was highlighted that the current GST rate is comparatively lower than the tax on goods and services, in other Small Island Developing States (SIDS). Thus, it was recommended that an increment of the current GGST rate to a rate between 08-10 percent can be a medium-term measure that can be used increase the government revenue.

Economic And Social Impact Of The Gst Rate Change

Though there is a chance that the prices of goods and services in both the general sector and tourism sector can increase due to the increase in rate change, this change will differ across different markets, based on the price elasticity of demand. As such, it is not expected that the rate change will cause a change in the price inelastic demand segment, where as any increase in price can lead to a decline demand in the price elastic market segments. Moreover, GGST rate can also lead to an increase of prices in the domestic market, causing a fall in household demand for goods and services, which might have an impact on the economic growth rate. Nevertheless, the tax incidence report prepared and published by the Ministry of Finance shows that GGST is also being paid by industries that either directly or indirectly linked to the tourism sector. Thus, it can be deduced that tourism does have a major share in the domestic demand of the country and if the demand of this sector can be maintained, domestic demand can also be maintained, even with the rate change.

The major impact of GGST rate change will be borne by the households as it will likely increase the household expenditure. Necessities are already exempt or zero-rated under this regime, with the aim to reduce the impact of tax on low-income households. Thus, changes to consumption behavior caused due to the rate change will be different among households, based on their level of income. It should also be noted that the best resolution for such social issues is to provide a targeted subsidy along with efforts on reducing the inequality between rich and poor through the income tax regime.

Fiscal impact of the rate change

Achieving the fiscal targets would be a challenge in the year 2023 and therefore if that GST rate changes are not being implemented,

The table below shows increase in government revenue with the implementation of GST rate change.

Table 7: Increment In Government Revenue If The GST Rate Changes Are Implemented From 1 January 2023 Onwards
In millions of MVR

	2023	2024	2025
Increment in government revenue if the GGST rate is increased to 8%	973.3	1,140.1	1,205.1
Increment in government revenue if the TGST rate is increased to 16%	2,670.8	3,101.9	3,460.3

Source: Maldives Inland Revenue Authority, Ministry of Finance

Information Box 5: Budgetary Expenditure on Higher Education

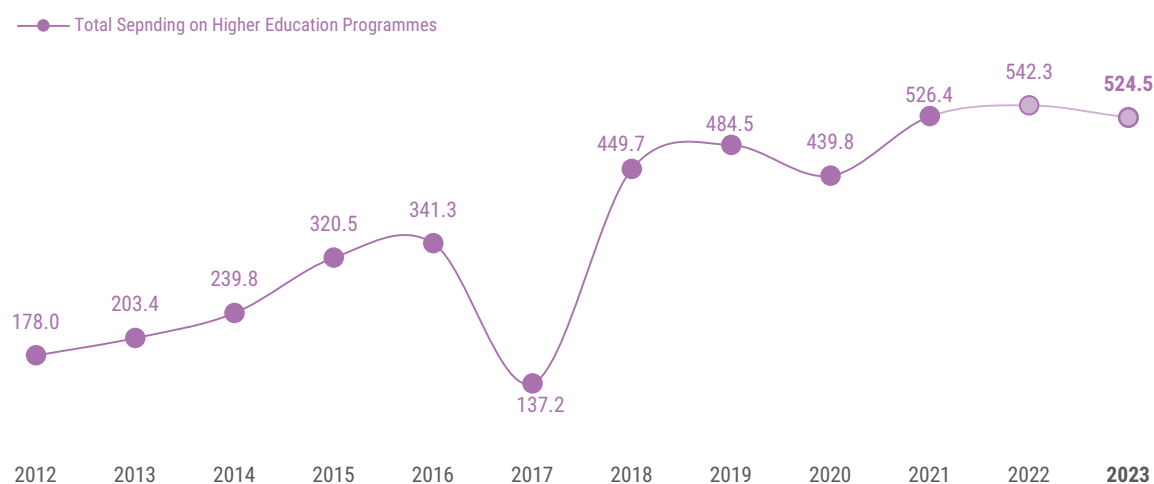
Since education is one of the most important sector for improve the development of a country, like many other developing countries, a large part of the Maldives budget has been allocated to the education sector. According to the present division of different age groups in the Maldives, the majority of the population is working-age individuals. Hence, the country's dependency ratio has declined during the past few years. However, with a decline in the number of new births and an expected increase in the share of older adults in the population due to improvements in health care in the future, the dependency ratio will increase. As a result, the financial assistance the government needs to provide for these individuals is expected to increase. Therefore, at a time when the working age has increased, efforts should be made to achieve a demographic dividend or economic growth by making the best use of the period when the working age in the population is at its peak. Thus, the burden on the government in the future will be alleviated by increasing the spending on higher education now and building an efficient and productive workforce.

As can be seen from Chart 9, government spending on higher education has been on the rise over the past several years. With the government's expenditure reduction policies formulated in 2017, the budget allocation for this sector has declined. However, with special emphasis on higher education, more programs have been launched and continued since 2019.

The current policies formulated, to inspire and encourage students to pursue higher education, include a large number of scholarships, the opportunity for students achieving their first degree in the Maldives to study for free, and loans given to students. This includes students who belong to different fields and sectors. Despite these changes, due to COVID-19, the studies of many students got delayed. Thus, the expenditure on the sector decreased by 9 percent in 2020 compared to 2019.

Chart 9: Expenditure on Higher Education by the Government

In millions of MVR, unless stated otherwise



Source: Maldives Inland Revenue Authority, Ministry of Finance

One of the primary reasons for the increase in students pursuing higher education is the government's free first degree and low-cost loan opportunities to encourage students to pursue higher education. At the same time, the opening of various universities and colleges across the Maldives has created opportunities for students to pursue higher education by staying in their own homes. Also many higher education institutions now offer the option of studying in block mode and the opportunity to continue studying while working, so a large number of students can participate.

OECD countries spent an average of 0.9 percent of their GDP on higher education in 2019. Compared to this standard, Maldives spending on higher education in 2019 was 0.6 percent of GDP. However, by the end of 2021, this percentage has risen to 0.6 percent. Thus, MVR 526.4 million was spent from the government's budget for higher education in 2021.

Scholarship

This category includes scholarships given to students who have achieved good results in higher secondary examinations and other scholarships. As the results of higher secondary examinations are improving year after year, the expenditure on scholarships given to students who have achieved good results in these examinations is also increasing year by year. While 22.8 percent of the total amount spent on higher education was spent on such scholarships during 2019, this amount increased to 24.4 percent in 2021.

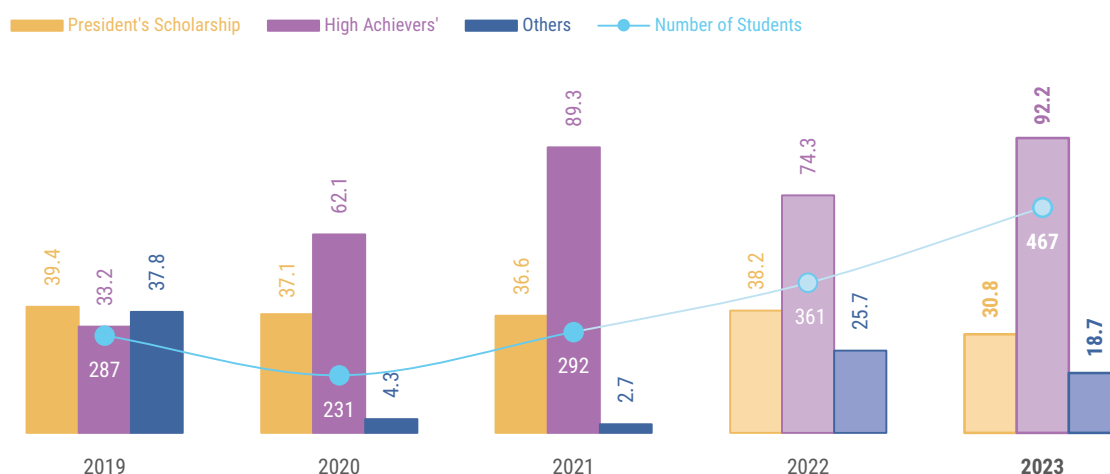
As can be seen from Chart 10, the majority of the spending on scholarships is spent on the President's Award and the High Achievers Scholarship. Thus, during the years 2019 and 2020, 81 students and 96 students, respectively, were studying under these two scholarships. In addition, MVR 3.3 million was spent as COVID-19 assistance for 222 students who were studying abroad at their own expense.

Chart 10: number of students studying and expenditure incurred under scholarship, in MVR million

Also, the expenditure on scholarships is expected to increase in the coming years as the number of students participate in higher secondary examinations and achieve good results expected to increase.

Chart 10: Expenditure on Higher Education by the Government

In millions of MVR, unless stated otherwise



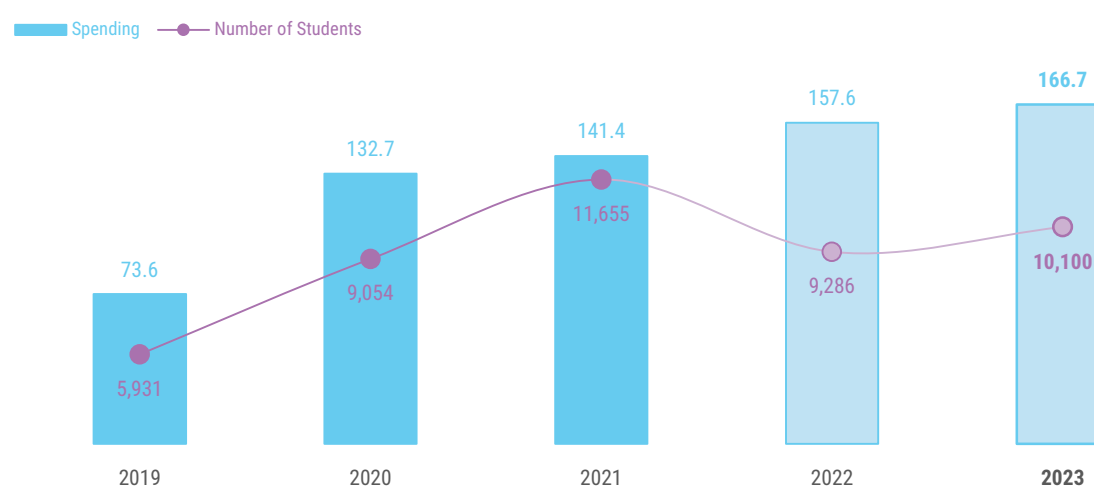
Source: Maldives Inland Revenue Authority, Ministry of Finance

First Degree Scheme

The purpose of compiling the first degree scheme launched in 2019 is to provide the opportunity for as many students as possible to pursue higher education in the Maldives. In this regard, a total of 15,546 students have enrolled in the scheme between 2019 and 2022. Out of these, 6,155 students have completed their first degree. Moreover, during this year, under this scheme, 9,286 students are studying first-degree programs offered by various universities and colleges. Thus, the chart below shows the number of students studying under the scheme and the expenditure incurred by the government on their studies.

Chart 11: Number of Students Enrolled Under the First Degree Scheme And The Expenditure Incurred On The Scheme

in millions of MVR



Source: Ministry of Higher Education, Ministry of Finance

About 23.0 percent of the students pursuing education under this scheme are enrolled in the Maldives National University. In addition, more than 71.0 percent of the students have completed or are completing courses in the management and administration sector and the teaching sector. As a result, under this scheme, 1,562 teachers are expected to be trained and join the labor force in the medium term. This will be an achievement for the ongoing work to increase the number of Maldivians in the education sector.

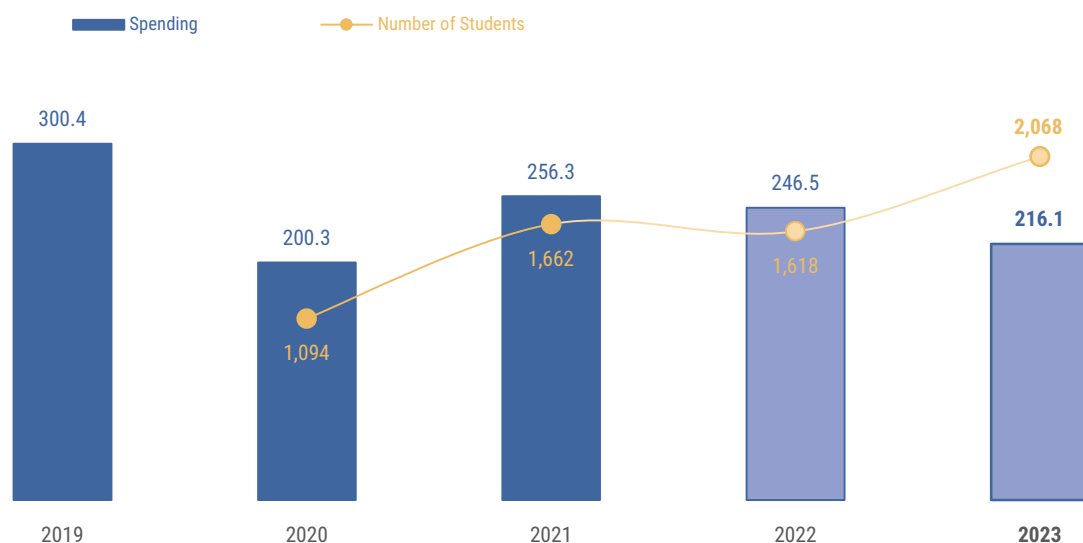
Student Loan

Prior to 2019, under the MOUs between the government of the Maldives and the banks operating in the Maldives, the task of disbursement and collecting payments through the National Student Loan Scheme was carried out by these banks. However, in order to make the system more efficient, collection of payments for the new loans disbursed during 2019, were transferred to MIRA.

In 2021, half the budget for various schemes was spent on disbursing student loans. In addition to the loans disbursed through the Bank of Maldives, between 2021 and 2022, 1,936 student loans were approved. Of these, 29.0 percent are pursuing bachelor's degrees, and 21.0 percent are pursuing master's degrees.

Chart 12: Number of Students enrolled under student loans and expenditure on the scheme

in millions of MVR, unless stated otherwise



Source: Ministry of Higher Education, Ministry of Finance

As part of the country's human resource-building policies, the medium-term target is to provide loans to an additional 500 students every year. Therefore, in order to continue student loan funding in a sustainable manner in the future, it is very important for borrowers to repay the loans. Hence, between 2014 and 2021, the government received 65.0 percent of the outstanding loans. In addition, out of the loans disbursed by the Bank of Maldives, 75.0 percent of the loans were repaid.

The table below shows the amount the government will receive from the loan schemes disbursed through the Bank of Maldives if the outstanding loans for the coming years are repaid on the agreed basis. If the outstanding amount is paid likewise, this money can be used to run this scheme in the future. Furthermore, this will allow the continuation of the student loan scheme without putting a burden on the government's budget.

Table 8: Estimates of Medium-term cash flow if loans are repaid as per the prescribed norms, in MVR millions

Year	Outstanding amount
2022	121.5
2023	133.9
2024	134.1
2025	127.4

Source: Ministry of Higher Education

In addition to the different schemes described above to enhance higher education, work is ongoing to establish educational institutions in different atolls under PSIP.

To assess the success of the ongoing programs, it is important to assess the percentage of students entering the labour market and the result of the students pursuing education under these schemes. The government's vision is to further develop these schemes in the future and to provide the opportunity for more students to pursue higher education.

Information Box 6: Housing Market

According to the Household Income and Expenditure Survey carried out by the Maldives Bureau of Statistics in 2019, 214,503 people reside in the Greater Male' region. Hence, Male' is ranked amongst the cities with the highest population per acre in the world. As public services in the Male' region are comparatively better, the area is overcrowded and as a result, one of the biggest challenges faced by Maldives is the lack of housing. Thus, with assistance from the World Bank, the Maldives Housing Market Assessment 2021 carried out by the Affordable Housing Institute finds that the housing crisis in the country needs to be addressed.

The assessment identified land shortages and high construction costs as some of the supply-side challenges in providing housing to those in need. As for the demand-side, lower income than the amount required to acquire housing loans, insufficient equity savings or inability to save for the future, and the limited options to acquire housing loans are key barriers in accessing housing. Moreover, the higher interest rates on housing loans issued by banks to borrowers to buy houses increase the amount of money required for repayment, and in most cases exceeds the income of those in need of housing.

Furthermore, the relatively high cost of housing projects in Maldives is also a major challenge in providing housing. The main reasons for the high cost of such projects are scarcity of land, lack of adequate technical expertise and dependence on imports. Additionally, although land reclamation projects to solve the problem of land shortage are run by the Government, these projects are relatively expensive. Thus, there is a lack of motivation and interest for the private sector to participate in social housing projects. Moreover, even though the private sector carries out housing projects targeting the middle class, the selling price of such housing units are too high and therefore, middle income earners find it difficult to afford them. Hence, social housing is provided directly by the Government which increases the spending on housing.

The Government's social housing projects are mainly carried out by Housing Development Corporation and Fahi Dhiriulhun Corporation, organisations that are fully owned by the Government. These companies have to borrow money to run these projects on a sufficient scale, and these loans are guaranteed by the Government. Hence, the amount of debt or guarantees given by the government for housing is approximately USD 1 billion.

As the housing loans taken by the Government are not concessional, the cost of servicing these loans is high. Their repayment periods are relatively short as well. However, repayment of the cost of the housing units constructed with these loans will be difficult to repay except through an instalment scheme over a long period of time. Therefore, such housing units are provided with a scheduled repayment period of 20 to 25 years. As the loan is relatively short-termed and a comparatively longer period is given to pay for the housing units, the cost of loan repayment is higher than what is received from the housing unit during the first few years of repayment. Consequently, assistance from the Government's budget is needed to repay these loans. Thus, MVR 1,094.8 million has been spent for repayment of such loans in 2022.

Furthermore, there is insufficient capacity to finance housing construction solely through the domestic financial system and thus, such projects are mostly financed by development banks. However, a development bank has not yet been established in the Maldives. Hence, loans for major housing projects are from foreign institutions, in foreign currency. However, the money received from the units are in local currency. Thus, the high foreign exchange risk involved in such projects is also a major challenge faced by housing companies.

The Maldives Housing Market Assessment 2021 report also highlights a number of issues in the legal framework related to housing. The lack of up-to-date revision to the Land Act, incomplete legal framework relating to condominiums, difficulties in implementing the newly drafted Construction Act and its regulations, and the lack of integration of decentralisation law with the overall legal system are issues highlighted in the report.

The Ministry of National Planning, Housing and Infrastructure is formulating a new housing policy, tenancy bill and national spatial plan to address these issues. In addition, the changes to the housing policy will set certain standards for social housing. As a result, the number of housing units that needs to be provided directly by the Government can be estimated and the parties receiving the housing at a set price will be determined. Furthermore, through public-private partnerships, affordable housing can be provided to those with relatively high income levels without any additional burden on the Government's budget. Hence, the Government's vision is to implement measures to increase private sector participation in housing projects.

There are plans to reduce reliance on Government funding for housing projects by amending the interest rates on housing loans, whereby more affordable housing will be provided to those who are in need. As the lack of the required amount of share ownership or loan equity is also a constraint on home acquisition, discussions for long-term savings programme aimed at those in need of housing is on-going.

Furthermore, the Government is trying to identify and address the challenges in the housing market that can be addressed through the improvement of the legal framework through its legal agenda.

Information Box 7: Expenditure on Employees and Pension

Salaries of Government Employees

Like many other small island countries, the Maldives also spends heavily on the salaries of government employees. As a result, 40 percent of the government's revenue is spent on the salaries of government employees. This is about one-third of the total government budget. While there is no set standard amount to spend as employee's salary, spending such a large amount on salaries results in facing barriers when investing in other development projects prioritized by the government. Therefore, it is important to revise the pay structure of government employees, set wage-related targets, and find ways to manage salaries in a better way.

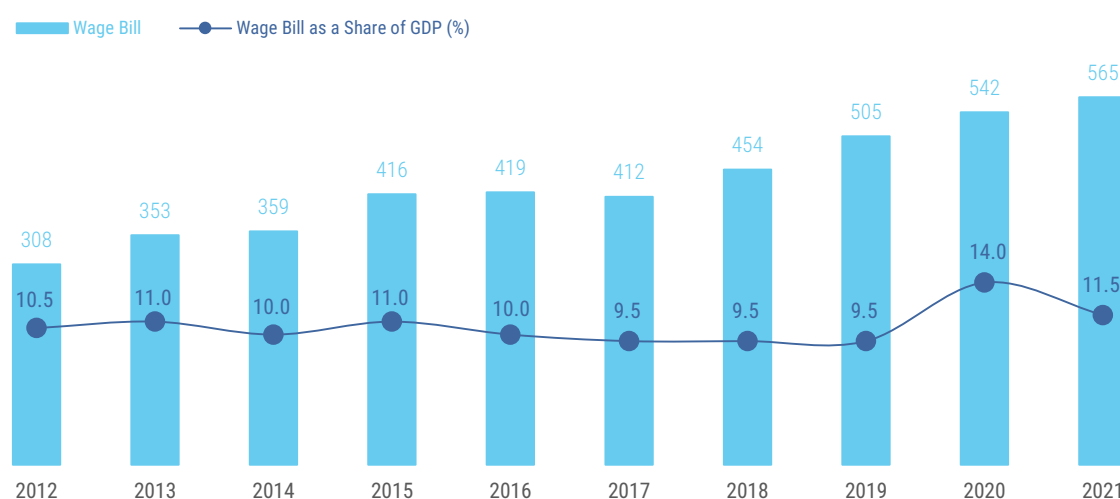
Assessing The Situation Of The Salary Structure Of Government Employees

The following are some of the key issues highlighted in the "Maldives Public Expenditure Review 2022," published by the World Bank in 2022, regarding the salaries of government employees. In this study, it was highlighted that the current salary structure for government employees has many issues. In this regard, to identify the issues, the salary structure was reviewed based on five different factors. Thus, this review includes affordability, transparency, fairness, competitiveness, and institutional coordination.

Affordability: This section takes into account the average expenditure of the state on salaries and the government's ability to meet this expenditure. According to this, the expenditure on government employee's salaries in the Maldives is very high.

Chart 13: Total Expenditure on Salaries, as a percentage of GDP

in millions of MVR, unless stated otherwise



Source: Ministry of Finance

Transparency: The salary structure developed with a set of transparent rules is an important policy to bring salary into the categories of equality, forecasting, and managing salary. Thus, one of the most important requirements of a transparent salary structure is to create a simple structure with fewer benefits and allowances. Thus, in most OECD countries, the basic salary is at least 80.0 percent of the total salary. However, the major chunk of the expenditure on salaries comes from the government's budget account for benefits and allowances. Thus, the average basic salary is 57.0 percent of the total salary. The remaining 43.0 percent is for benefits and allowances. In this regard, 54 different allowances are included in the government's salary structure. There is no legal requirement to make annual changes to the basic salary, and there is no formal procedure for doing so. Hence, quick changes to the salaries are made to reduce employee dissatisfaction, which results in the increment in allowances.

Fairness: This section includes the salary inequality among employees who do the same work. It has been observed that there is a difference in salary between employees who perform the same task in different government agencies. Thus, the total income earned by administrative staff working in institutions with a certain legal status is higher than that of an administrative employee working in the civil service. Moreover, the "pay compression ratio" in European countries is 7.5 percent, while it is 36.0 percent in the Maldives. The "pay compression ratio" is used to measure salary inequality (the highest pay and minimum pay gaps). The widening of the gap in salaries between employees is a reason for employees to lose their work spirit and resign from their jobs.

Competitiveness: The Maldives job market shows that, apart from the tourism sector, most of the employees are working in various government jobs. Furthermore, the government employs 50 percent of all permanent employees in the Maldives. The high demand for government jobs is due to the improved job security in these jobs and the high benefits received from them. On average, a government employee's total salary is 28.0 percent higher compared to that of an employee working in a private business (other than the tourism sector). In terms of the hourly rate of salary, on average, the salaries of government employees were 40.0 percent higher than those of employees of private enterprises. Thus, this gap is noticed more in low-income jobs.

Institutional Coordination: There is no central institution to decide policies related to the salaries of employees of various government agencies. It was pointed out that while a National Pay Commission has been set up under the Ministry of Finance as per Law Number 11/2016 (The State Salary Policy Act), the final decision on salaries is not taken by the commission. It has also been stated that different agencies are involved in deciding salary-related matters. It has been highlighted that having different agencies receive the responsibility for making salary-related decisions in this way results in reduced relations between institutions and undermines the affordability and transparency of the salary structure. However, with the ongoing work of the National Pay Commission, once the pay harmonization policy is complete and one institution is responsible for determining salaries, the relationship between the institutions is expected to improve.

Actions Taken To Improve The Salary Structure Of Government Employees

The government has noticed issues in the salary structure of government employees and has started work on resolving them. Some of the major issues identified are salary inequality, issues with transparency of salary structures, the lack of specific rules for paying salaries, and the absence of a parent institution to decide on the salaries of government employees.

One of the most important things that can be done to resolve salary-related issues is the pay harmonization work done under the National Pay Commission. The work has been divided into different stages. The first phase, the change in salaries in the education sector, has come into effect as of 01 May 2022. Furthermore, in order to increase wage equality, the minimum wage was established for the first time and implemented on January 1, 2022.

The World Bank's recommendations to address other issues in the salary structure include:

1. Appoint a separate institution or person to decide on the issues relating to the salaries of government employees.
2. To revise the allowances and benefits in the salary structure and provide as simple a structure as possible by lessening the allowances given,
3. In this context, as there is a high probability of a significant change in pension expenditure in response to these changes, pension-related factors should be revised, and necessary changes should be made when revising salary-related issues

Maldives Retirement Pension Scheme

The proportion of elderly people in the Maldives is expected to increase significantly in the coming years. By the year 2060, the proportion of elderly people in the Maldives is expected to increase by nine times, while the working age population is expected to decline by 25 percent. As a result, the government's expenditures to sustain the pension scheme will increase, and the burden on the government's budget will increase.

Three major issues have been identified in relation to the Maldives pension scheme. This includes the increased likelihood of a further increase in government spending in the long run, receiving double pensions for one-third of retiring employees, and lower participation rates in the Maldives Retirement Scheme. In particular, it is observed that the participation of employees of private enterprises in the scheme is low.

World Bank's Recommendations To Improve Pension Scheme

Basic pension for the elderly: Since there is no specific criteria for the basic pension for senior citizens, changes to the pension are being made without any specific rules. Such changes make it difficult to manage and control expenditure on pensions and lead to an increase in government expenditure. However, if the amount of the basic pension is changed in relation to the country's consumer price index, the sustainability of the pension scheme can be increased in the future, as salaries always increase faster than the consumer price index. In addition, in order to reduce the impact of basic pensions on government expenditures with mean-testing, it is important that only the elderly living in poor conditions get basic pensions.

Cease providing a double pension: The objective of introducing the Maldives Retirement Pension Scheme is to abolish the individual pension schemes of various government agencies by providing pension benefits to all under the same policy. However, one-third of the retired people still get double pensions. In this context, it has been stated that, in order to minimize the losses incurred by them, arrangements can be made at the time of abolishing the double pension so that they receive some benefit under the pension scheme.

Increase participation in the Maldives Retirement Pension Scheme: This report emphasizes that, despite the fact that it is mandatory for all employers to enroll their employees in the pension scheme, many still not participated in the scheme. Employees with low salaries, in particular, refuse to participate in the pension scheme because the basic pension as a percentage of salary is higher. Hence, to encourage them to participate in this scheme, it was recommended to introduce new benefits. Looking at the existing benefits, there is a possibility to use pension for pilgrimage and a mortgage pension to reduce the down payment on housing loans. The report suggested introducing employment insurance or disability insurance for pension scheme participants to facilitate increased voluntary contributions and make them easier. It also suggested, based on the amount of the voluntary contribution, introducing benefits such as life insurance.

If positive changes can be brought to the Maldives Retirement Pension Scheme, the sustainability of the scheme will increase and the burden on the government budget will reduce. Otherwise, when the elderly population increases in the future, the government's expenditure will increase, and the government will face difficulty continuing this scheme in a sustainable manner.

Information Box 8: Covid-19 Policies

Fiscal And Economic Policies During The Covid-19 Pandemic

2019 was a year of growth with record levels of tourist arrivals, with economic growth of 7.1 percent. The covid-19 pandemic in 2020 however sent shock waves through the world economy and triggered the largest global economic crisis in more than a century. With the outbreak of the covid-19 pandemic, the economic situation of Maldives had completely changed. Borders had to be closed for over 3 months which had caused the tourism sector to come to a complete halt. The economic growth fell by 33.5 percent while the government revenue also fell by half compared to the previous estimates. This was due to the challenges faced by the global travel even after the reopening of borders. Despite this significant downfall, economic activity has started to recover rapidly from 2021 onwards due to the measures taken by the government to control the pandemic and mitigate the impact of the unprecedented economic crisis on households and businesses. For instance, the economy grew by 41.7 percent in 2021 and is expected to grow by 12.3 percent in 2022, returning to pre-covid19 levels. This information box would highlight how the government shaped its fiscal and economic policies during the covid-19 pandemic and the reasons behind the policy decisions.

With the outbreak of the covid-19 pandemic, the main objective of the government was to protect the lives and health of the people and minimize economic distress. Expenditure reduction plans were implemented with the economic crisis as the revenue sources narrowed. Regardless of the expenditure reduction measures implemented, the government provided all the necessary health facilities and assisted households and businesses by financing through debt. The policy decision to spend on this even by acquiring debt was undertaken because any delay in controlling the disease will result in significant damage to the economy. Further, if these policy decisions were not made, the recovery of the economy will take a significantly long time which would create job losses and businesses coming to a halt while worsening the standard of living. Chart 14 is a timeline of the measures taken by the government to sustain the economy during the pandemic.

Chart 14: Timeline Of Economic Decisions Taken During Covid-19



Source: Ministry of Finance

Although the expenditure on Health and Economic sector had increased in 2020, overall expenditure of the government decreased from approved budget levels of MVR 35,966.4 million to MVR 28,753.5 million. The expenditure was cut down by reducing the operating expenditure of the government. Expenditures have been reduced by reducing government operating expenditures without taking any measures directly related to the people, such as cutting staff salaries or reducing subsidies. However, as the revenues had fallen significantly, the budget deficit had increased. Further, direct debt as a percentage of GDP was at 62.9 percent and had increased to 115.7 percent in 2020. Although the increase in the stock of debt was shared by borrowing to finance the deficit, the main reason for the increase in debt relative to productivity was the sharp decline in productivity during the year.

The stringent measures taken to control the virus and the joint efforts of the people and the government to vaccinate a large part of the population within a few days resulted in the disease being contained faster than most countries in the world and resulting in the economy opening up. As a result of the working capital and other aids provided for the businesses by the government during the pandemic, economic activity soon resumed after the measures were relaxed. This has resulted in Maldives becoming one of the fastest growing economies in 2021 and the current year as well.

Although the economy is expected to recover to pre-pandemic levels by 2022, financing burdens will continue as a result of the measures taken by the government during the pandemic to ensure the safety of the people and the health of the economy. The main objective of medium-term fiscal policy is to manage the fiscal constraints caused by the crisis and ensure fiscal and debt sustainability. Despite the post covid-19 pandemic, the Russia-Ukraine conflict and rising international commodity prices situation on hand today with more risks, it is now estimated that by 2025 direct debt as a percentage of GDP will be lowered below 100 percent.

2

Budget Approved by Majlis and GFS Tables



2.1 PUBLIC FUND SUMMARY

(IN MVR)

	2021	2022	2023	2024	2025
	Actual	Revised	Approved	Approved	Approved
Government Receipts*	37,630,473,150	43,628,890,932	43,712,228,868	47,793,959,890	46,516,402,453
Consolidated Revenue Fund	19,471,985,761	24,975,361,363	30,230,486,646	32,510,231,973	33,679,688,586
Loan and Capital Works Fund	17,114,496,317	17,504,445,009	12,265,112,478	13,936,568,405	11,341,538,926
Trust Fund	1,043,991,072	1,149,084,560	1,216,629,744	1,347,159,512	1,495,174,941
Total Budget	37,145,084,501	42,847,161,850	42,840,801,398	46,849,143,754	45,434,127,395
Consolidated Revenue Fund	22,493,459,064	25,397,473,713	24,185,878,696	25,591,135,181	27,011,646,795
Loan and Capital Works Fund	9,628,544,287	11,738,438,998	10,746,610,975	12,779,795,452	10,008,410,915
Advance Fund	4,162,049,954	4,833,190,219	7,237,467,594	7,743,028,023	7,963,909,044
Trust Fund	861,031,196	878,058,920	670,844,133	735,185,098	450,160,641

*The total government receipts include transfers to the sovereign development fund in addition to the proceeds needed to finance the government budget.

2.2 BUDGET SUMMARY AND FINANCING

(IN MVR)

	2021 Actual	2022 Revised	2023 Approved	2024 Approved	2025 Approved
Revenue and Grants					
Revenue - Government Departments	19,361,554,109	24,909,871,836	28,686,876,517	30,966,628,013	33,678,209,188
Revenue - Trust Funds	1,043,991,072	1,149,084,560	1,216,629,744	1,347,159,512	1,495,174,941
(-) Subsidiary Loan Repayments	(11,455,117)	(300,646,020)	(274,623,701)	(335,602,562)	(330,662,118)
Total Revenue	20,394,090,064	25,758,310,376	29,628,882,560	31,978,184,963	34,842,722,011
Foreign Grants - Grants and Donations (in Cash)	125,269,144	81,977,135	1,562,097,896	1,562,098,594	20,099,298
Foreign Grants - Project Grants	834,073,055	520,806,253	907,322,587	908,977,765	392,074,547
Total Grants	959,342,199	602,783,388	2,469,420,483	2,471,076,359	412,173,845
Total Revenue and Grants	21,353,432,263	26,361,093,764	32,098,303,043	34,449,261,322	35,254,895,856
Expenditure					
Domestic Budget Expenditure - Government Departments	33,944,406,317	37,996,808,217	37,057,723,650	40,435,345,752	42,078,027,322
Trust Fund Expenditure	861,031,196	878,058,920	670,844,133	735,185,098	450,160,641
Cash Grant Expenditure	131,437,399	14,890,512	36,537,951	13,355,191	13,355,191
Project Grant Expenditure	819,332,644	521,502,853	907,322,587	908,977,765	392,074,547
Loan Expenditure	1,359,572,493	3,403,039,281	4,131,315,353	4,715,844,602	2,458,431,667
0.1% Contribution to Political Parties	29,304,452	32,862,067	37,057,724	40,435,346	42,078,027
Total Budget	37,145,084,501	42,847,161,850	42,840,801,398	46,849,143,754	45,434,127,395
(-) Loan Repayment (Domestic)	(199,982,303)	(314,176,418)	(339,147,496)	(704,436,689)	(703,294,005)
(-) Loan Repayment (Foreign)	(3,847,803,498)	(2,440,569,679)	(1,761,945,000)	(1,910,516,000)	(4,133,324,000)
(-) Contribution to International Financial Institutions	(12,185,377)	(25,216,838)	(21,427,102)	(9,776,683)	(2,864,715)
(-) Long term investments	(225,721,671)	(75,000,000)	-	-	-
Total Expenditure	32,859,391,652	39,992,198,915	40,718,281,800	44,224,414,382	40,594,644,675
Budget Balance					
Total Revenue & Grants	21,353,432,263	26,361,093,764	32,098,303,043	34,449,261,322	35,254,895,856
(-) Total Expenditure	(32,859,391,652)	(39,992,198,915)	(40,718,281,800)	(44,224,414,382)	(40,594,644,675)
Overall Balance (Deficit) / Surplus	(11,505,959,389)	(13,631,105,151)	(8,619,978,757)	(9,775,153,060)	(5,339,748,819)
Primary Balance (Deficit) / Surplus	(9,401,493,847)	(10,396,662,358)	(5,183,130,420)	(5,946,884,095)	(1,258,324,906)
Overall Balance (Deficit) / Surplus	(11,505,959,389)	(13,631,105,151)	(8,619,978,757)	(9,775,153,060)	(5,339,748,819)
Interest on Loan repayment	2,104,465,542	3,234,442,793	3,436,848,337	3,828,268,965	4,081,423,913

	2021 Actual	2022 Revised	2023 Approved	2024 Approved	2025 Approved
Financing					
Foreign	5,182,139,512	2,504,469,602	4,683,170,353	3,576,828,602	(903,892,333)
Loan Disbursements	1,317,739,806	3,403,039,281	4,132,115,353	4,716,344,602	2,458,431,667
Multilateral / Bilateral Budget Support	-	1,542,000,000	1,542,000,000	-	-
Sukuk / Bond	7,712,203,204	-	-	-	-
Green / Blue Bond	-	-	771,000,000	771,000,000	771,000,000
Less: Loan Repayment (Foreign)	(3,847,803,498)	(2,440,569,679)	(1,761,945,000)	(1,910,516,000)	(4,133,324,000)
Domestic	6,323,819,877	11,126,635,549	3,936,808,404	6,198,324,458	6,243,641,152
Domestic Securites and Loans	7,235,642,760	12,022,111,867	4,894,186,771	6,750,751,404	6,930,412,812
Privatization Receipts	-	-	-	771,000,000	771,000,000
Susidiary Loan Repayment	11,455,117	300,646,020	274,623,701	335,602,562	330,662,118
Less: Loan Repayment (Domestic)	(199,982,303)	(314,176,418)	(339,147,496)	(704,436,689)	(703,294,005)
Transfers to Sovereign Development Fund	(485,388,649)	(781,729,082)	(871,427,470)	(944,816,136)	(1,082,275,058)
Contribution to International Financial Institutions	(12,185,377)	(25,216,838)	(21,427,102)	(9,776,683)	(2,864,715)
Long-term investments	(225,721,671)	(75,000,000)	-	-	-
Total Financing	11,505,959,389	13,631,105,151	8,619,978,757	9,775,153,060	5,339,748,819
Memorandum Items					
Nominal GDP (Millions MVR)	83,098	95,241	104,390	112,847	123,829
Real GDP (Millions MVR)	72,813	81,768	87,945	93,250	100,381
Total Debt (Millions MVR)	94,401	105,731	113,692	122,852	126,748
External Debt (Millions MVR)	31,825	35,403	39,986	43,971	44,235
Domestic Debt (Millions MVR)	48,462	57,934	61,968	67,302	72,182
Guaranteed Debt (Millions MVR)	14,115	12,394	11,738	11,580	10,330
As a % of Nominal GDP:					
Total Revenues & Grants	25.7%	27.7%	30.7%	30.5%	28.5%
Total Expenditure	39.5%	42.0%	39.0%	39.2%	32.8%
Overall Balance (Deficit) / Surplus	-13.8%	-14.3%	-8.3%	-8.7%	-4.3%
Primary Balance (Deficit) / Surplus	-11.3%	-10.9%	-5.0%	-5.3%	-1.0%
Total Debt	113.6%	111.0%	108.9%	108.9%	102.4%
External Debt	38.3%	37.2%	38.3%	39.0%	35.7%
Domestic Debt	58.3%	60.8%	59.4%	59.6%	58.3%
Guaranteed Debt	17.0%	13.0%	11.2%	10.3%	8.3%

2.3 APPROVED BUDGET FOR 2023

(IN MVR)

	2023 Approved
Total Budget	42,840,801,398
Office Total Domestic Budget	35,325,767,080
S01 Presidents Office	206,798,515
S02 People's Majlis	189,598,424
S04 Department of Judicial Administration	587,728,509
S03 Judicial Service Commission	17,782,671
S05 Elections Commission	120,696,000
S06 Civil Service Commission	32,100,000
S07 Human Rights Commission	31,031,269
S08 Anti-Corruption Commission	50,718,648
S09 Auditor Generals Office	93,400,000
S10 Prosecutor Generals Office	69,520,664
S11 Maldives Inland revenue Authority	116,400,000
S12 Employment Tribunal	12,000,000
S13 Maldives Media Council	5,199,000
S14 Maldives Broadcasting Commission	9,920,645
S15 Tax Appeal Tribunal	10,682,617
S16 Local Government Authority	71,677,608
S17 Information Commissioners Office	4,800,000
S18 National Integrity Commission	13,900,002
S44 Family Protection Authority	12,120,632
S60 Office of Ombudsperson for Transitional Justice	8,705,703
S57 Children's Ombudsperson's Office	9,050,000
S35 Attorney Generals Office	37,242,512
S56 Maldives International Arbitration Centre	5,899,089
S20 Ministry of Finance	76,094,585
S37 Special Budget	9,830,891,381
S38 Pension Budget	1,566,800,000
S21 Ministry of Defense	18,528,135

		2023 Approved
S55	Aviation Security Command	155,076,081
S45	Maldives National Defense Force	1,669,228,819
S47	Maldives Immigration	164,770,852
S53	National Disaster Management Authority	11,826,113
S22	Ministry of Home Affairs	139,672,408
S39	Maldives Police Services	2,001,371,924
S46	Maldives Correctional Services	397,043,425
S40	Maldives Customs Services	256,210,272
S23	Ministry of Education	3,766,240,939
S48	Ministry of Higher Education	612,595,711
S24	Maldives Islamic University	49,169,712
S25	Maldives National University	188,571,426
S26	Ministry of Foreign Affairs	367,687,156
S27	Ministry of Health	1,895,214,767
S42	Male' Group of Hospitals	1,230,711,869
S62	Hulhumale Hospital	411,881,690
S58	Kulhudhuffushi Regional Hospital	310,433,589
S63	Ungoofaaru Regional Hospital	215,545,011
S61	Gan Regional Hospital	185,374,369
S64	Abdul Samad Memorial Hospital	211,097,123
S59	Addu Equitorial Hospital	274,440,053
S28	Ministry of Economic Development	147,533,866
S50	Ministry of Transport & Civil Aviation	43,926,093
S29	Ministry of Tourism	27,693,035
S30	Ministry of Youth, Sports and Community Empowerment	335,156,693
S52	Ministry of Arts, Culture and Heritage	73,794,431
S31	Ministry of National Planning and Infrastructure	2,377,149,808
S32	Ministry of Fisheries, Marine Resources and Agriculture	103,749,382
S33	Ministry of Islamic Affairs	274,681,576
S34	Ministry of Environment	269,554,609
S36	Ministry Of Gender, Family and Social Services	235,237,282
S41	National Social Protection Agency	1,920,338,645
S43	Councils	1,793,501,742

2.4 SUMMARY OF CENTRAL GOVERNMENT FINANCE (GFS 1986)

(In million MVR)

Particulars	2017	2018	2019	2020	2021	2022	2023	2024	2025
	Actual	Actual	Actual	Actual	Actual	Revised	Approved	Approved	Approved
Total Revenue & Grants	20,258.6	22,223.0	23,231.9	15,221.9	21,353.4	26,361.1	32,098.3	34,449.3	35,254.9
Total Revenue	19,914.9	21,403.2	22,077.0	14,263.9	20,321.6	25,768.8	29,636.2	31,985.5	34,850.0
Current Revenue	19,337.3	21,037.0	22,021.6	14,248.3	20,278.3	25,594.4	29,617.7	31,967.0	34,831.4
Capital Revenue	577.6	366.2	55.4	15.6	43.3	174.5	18.5	18.5	18.6
Grants	343.8	819.8	1,154.9	958.0	1,031.8	592.3	2,462.1	2,463.8	404.9
Total Expenditure & Net Lending	22,420.2	26,418.7	28,919.5	28,578.3	32,860.1	39,716.8	40,465.1	43,898.6	40,266.8
Total Expenditure	22,497.6	26,522.3	28,994.7	28,753.5	32,859.4	39,992.2	40,718.3	44,224.4	40,594.6
Current expenditure	14,955.2	18,268.0	21,372.0	20,307.4	24,036.5	27,894.5	28,636.8	30,663.2	32,316.5
Capital expenditure	7,542.4	8,254.3	7,622.8	8,446.1	8,822.9	12,097.7	12,081.5	13,561.3	8,278.2
Overall Balance (Surplus/Deficit) ^{1/}	(2,238.9)	(4,295.3)	(5,762.9)	(13,531.6)	(11,506.0)	(13,631.1)	(8,620.0)	(9,775.2)	(5,339.7)
Primary Balance (Surplus/Deficit)	(1,142.0)	(2,859.1)	(4,222.1)	(11,927.8)	(9,401.5)	(10,396.7)	(5,183.1)	(5,946.9)	(1,258.3)
Financing	2,238.9	4,299.9	5,762.9	13,531.6	11,506.0	13,631.1	8,620.0	9,775.2	5,339.7
Foreign financing	3,041.8	5,712.8	936.1	2,504.1	5,182.1	2,504.5	4,683.2	3,576.8	(903.9)
Domestic financing	(802.9)	(1,412.9)	4,826.8	11,027.6	6,323.8	11,126.6	3,936.8	6,198.3	6,243.6
Memorandum Items:									
Nominal GDP	73,153	81,586	86,259	57,569	83,098	95,241	104,390	112,847	123,829
Deficit as a % of GDP	-3.1%	-5.3%	-6.7%	-23.5%	-13.8%	-14.3%	-8.3%	-8.7%	-4.3%

1/ From 2013 : Overall Balance (Surplus/Deficit)- As per GFS 2014 (netlending taken to financing)

*Rebased Nominal GDP (2004-2018) as at Oct 2017

Source: Ministry of Finance

2.5 CENTRAL GOVERNMENT REVENUE AND GRANTS (GFS 1986)

(In million Rufiyaa)

Particulars	2017 Actual	2018 Actual	2019 Actual	2020 Actual	2021 Actual	2022 Revised	2023 Approved	2024 Approved	2025 Approved
Total Revenue and grants /1	20,258.6	22,223.0	23,231.9	15,221.9	21,353.4	26,361.1	32,098.3	34,449.3	35,254.9
Total Revenue	19,914.9	21,403.2	22,077.0	14,263.9	20,321.6	25,768.8	29,636.2	31,985.5	34,850.0
Current Revenue	19,337.3	21,037.0	22,021.6	14,248.3	20,278.3	25,594.4	29,617.7	31,967.0	34,831.4
Tax revenue	14,742.4	15,833.9	16,530.5	10,959.2	14,681.6	18,979.7	23,539.9	25,500.9	27,814.9
Import duty	2,799.4	3,148.8	3,412.3	2,263.6	2,843.0	3,423.8	3,789.7	4,087.9	4,402.5
Tourism Tax	0.0	0.0	-	-	-	-	-	-	-
Bank profit tax	649.9	564.1	614.0	953.7	675.1	901.3	903.3	953.5	996.7
GST on Tourism	4,198.5	4,783.3	4,903.4	2,220.2	5,247.7	6,411.4	9,096.0	10,054.7	11,280.6
Goods and Services Tax	2,683.0	2,906.1	2,844.9	2,086.6	2,485.6	3,070.8	4,203.0	4,560.3	4,820.2
Airport Service Charge	706.2	644.8	731.1	283.3	473.4	768.6	870.6	944.0	1,081.3
Business Profit Tax	2,677.1	2,710.4	2,898.7	2,617.6	1,847.0	2,995.9	3,176.3	3,300.3	3,453.1
Green Tax /3	696.2	810.5	850.6	351.8	802.1	987.2	1,040.6	1,105.6	1,247.8
Royalties /2	77.1	76.5	90.2	25.9	79.2	117.1	124.0	133.6	142.3
Income Tax	-	-	-	83.2	217.1	298.4	333.1	356.1	385.5
Other	255.0	189.3	185.3	73.3	11.3	5.2	3.3	4.9	4.8
Nontax revenue	4,594.9	5,203.1	5,491.1	3,289.1	5,596.7	6,614.7	6,077.8	6,466.1	7,016.5
Entrepreneurial & property income	2,520.9	2,688.5	2,693.2	1,562.9	2,681.7	3,002.8	3,153.2	3,402.8	3,754.3
Net Sales to Public Enterprises	796.5	960.4	773.7	592.3	487.8	574.9	1,133.6	1,377.2	1,738.1
State Trading Organisation	0.8	-	1.7	0.9	0.9	-	-	59.8	59.8
State Electric Company	-	-	-	-	-	-	10.0	10.0	10.0
Dhivehi Rajjееgе Gulhun Ltd.(Dhiraagu)	458.2	375.5	320.8	226.7	253.2	245.3	250.0	287.5	330.6
Maldives Post Limited	24.5	-	-	-	-	-	-	-	-
Maldives Monetary Authority	67.2	93.7	150.0	169.1	20.0	-	30.0	-	-
Island Aviation Services Limited	-	27.6	-	-	-	-	-	17.0	16.2
Maldives Transport & Contracting Co.	23.4	-	-	-	-	20.6	20.6	20.6	20.6
Maldives Ports Authority/ Maldives Ports Limited	55.2	-	-	-	10.0	29.7	60.0	100.0	350.0
Bank of Maldives	62.6	68.8	75.1	-	128.3	-	75.0	78.8	82.7
Maldives Airports Company Ltd	-	-	75.0	-	-	200.0	537.5	645.6	702.3
Maldives Water & Sewerage Company	89.0	101.2	100.0	75.0	42.0	50.0	100.0	105.0	110.3
Housing Development Finance Corporation	15.6	20.8	19.5	21.5	-	29.3	30.7	32.3	33.9
Maldives Tourism Development Corporation	-	-	-	-	15.6	-	9.4	9.9	10.4
Thilafushi Corporation Limited	-	272.8	-	-	-	-	-	-	-
Other	-	-	31.6	99.2	17.8	-	10.3	10.8	11.4
Land & resort rent	1,614.0	1,640.1	1,759.8	755.4	2,160.3	2,114.5	1,793.8	1,803.1	1,797.1
Resort lease rent	1,488.6	1,526.0	1,654.2	700.7	2,072.3	2,029.2	1,738.5	1,750.1	1,752.1
Land rent	125.4	114.1	105.6	54.7	88.0	85.3	55.3	53.1	45.0
Interest	110.4	88.0	159.7	215.3	33.6	313.4	225.8	222.4	219.1
Administrative fees & charges	1,204.4	1,298.4	1,481.7	1,101.2	1,667.3	2,398.2	1,782.1	1,853.0	1,912.6
Permit fee	683.5	686.1	884.1	633.1	1,029.2	1,766.3	1,196.3	1,261.1	1,314.2
Telecommunication Licence Fees	218.8	202.4	230.3	188.3	207.1	211.9	248.9	266.8	269.5
Other govt permit fees	464.8	483.8	653.8	444.8	822.1	1,554.4	947.4	994.3	1,044.7
Administrative fees	188.4	221.1	196.0	179.7	532.3	581.0	543.4	549.5	555.7
Airport Landing Charges	0.0	0.9	0.3	0.0	0.0	-	-	-	-
Registration and licence fee	173.2	211.3	183.1	170.2	515.7	567.2	529.5	535.5	541.5
Exam fees	15.2	8.9	12.6	9.5	16.6	13.8	13.9	14.1	14.2
Building rent	49.3	59.7	64.4	37.8	48.3	43.3	42.3	42.4	42.7
Govt. Building rent	42.5	45.9	54.5	34.8	42.9	41.1	40.4	40.8	41.2
Goifaa Labba	6.8	13.8	9.8	3.0	5.4	2.2	2.0	1.6	1.5
Non-industrial sales	283.2	331.4	337.2	250.7	57.5	7.5	-	-	-
Residential Permit Fee	283.2	331.4	337.2	250.7	57.5	7.5	-	-	-
Fine & Forfeits	244.0	277.8	235.3	151.5	379.4	202.6	82.7	69.8	64.1
Other	625.6	938.4	1,080.9	473.4	868.2	1,011.1	1,059.9	1,140.5	1,285.5
Printed Material	1.2	0.6	0.4	0.6	0.6	0.3	0.2	0.2	0.2
Passport	41.6	47.6	52.2	13.3	24.2	35.7	37.5	39.4	41.3
Airport Development Fee	317.1	659.3	733.7	285.9	483.0	779.9	870.6	944.0	1,081.3
Other	265.7	230.9	294.6	173.7	360.5	195.2	151.5	156.9	162.6
Capital revenue (sale of assets)	577.6	366.2	55.4	15.6	43.3	174.5	18.5	18.5	18.6
Grants	343.8	819.8	1,154.9	958.0	1,031.8	592.3	2,462.1	2,463.8	404.9
Cash grant	135.8	520.3	486.4	607.7	233.5	61.5	1,554.8	1,554.8	12.8
Project grant	208.0	299.5	668.5	350.3	798.3	530.8	907.3	909.0	392.1
Memorandum item:									
Subsidiary Loan repayment	126.5	113.9	84.1	185.1	11.5	300.6	274.6	335.6	330.7

1/Total Revenue and Grants is excluding Subsidiary Loan repayments

2/Royalty : Starting from 2012 Royalty is treated as tax revenue

3/Green tax introduced starting from Nov 2015 while tourism Tax abolished in nov 2014

Source: Ministry of Finance

2.6 ECONOMIC CLASSIFICATION OF CENTRAL GOVERNMENT EXPENDITURE AND NET LENDING (GFS1986)

In MVR Millions

Particulars	2017 Actual	2018 Actual	2019 Actual	2020 Actual	2021 Actual	2022 Revised	2023 Approved	2024 Approved	2025 Approved
Total expenditure and net lending	22,420.2	26,418.7	28,919.5	28,578.3	32,860.1	39,716.8	40,465.1	43,898.6	40,266.8
Total expenditure	22,497.6	26,522.3	28,994.7	28,753.5	32,859.4	39,992.2	40,718.3	44,224.4	40,594.6
Current expenditure	14,955.2	18,268.0	21,372.0	20,307.4	24,036.5	27,894.5	28,636.8	30,663.2	32,316.5
Exp. on goods and services	13,009.6	15,141.1	17,571.4	16,352.8	19,656.1	22,175.5	22,580.9	24,197.9	25,609.2
Salaries and wages	3,996.6	4,278.4	4,642.9	4,378.0	4,625.5	4,882.7	5,942.1	7,352.9	8,603.3
Other allowances	2,975.2	3,398.4	3,651.3	3,827.8	4,055.9	4,491.6	5,085.4	5,080.8	5,078.0
Other benefits and gratuities	948.2	983.2	562.3	457.4	488.9	531.6	603.6	619.2	638.4
Travel expenses	176.7	175.5	231.3	140.7	183.2	219.8	210.2	212.7	208.2
Training expenses	248.3	523.1	564.2	459.1	567.4	423.2	391.0	391.1	402.1
Supplies and requisites	1,110.9	1,324.0	1,611.1	1,765.3	2,219.2	2,005.5	1,925.5	1,978.3	1,989.6
Repairs and maintenance	212.0	220.2	408.4	215.1	310.3	313.6	487.6	388.5	372.2
Transportation, communication and utilities	1,597.3	1,793.1	1,930.5	1,620.3	2,258.5	2,242.3	2,589.9	2,570.5	2,580.1
Subscriptions and membership fees to international organizations	18.8	28.4	32.1	37.0	40.7	53.0	58.5	58.0	53.3
Social welfare contributions	1,725.7	2,416.7	3,937.3	3,451.9	4,906.3	7,012.0	5,287.1	5,545.9	5,683.9
Interest payments	1,096.9	1,440.3	1,540.8	1,603.9	2,104.5	3,234.4	3,436.8	3,828.3	4,081.4
Subsidies and transfers	848.6	1,686.7	2,259.7	2,350.8	2,276.0	2,484.6	2,619.1	2,637.0	2,625.8
Food, Electricity, Water, Fisheries & Agriculture	334.8	1,167.4	1,281.2	1,245.1	1,115.0	1,271.1	1,364.0	1,308.5	1,227.1
Pensions	513.8	519.3	978.5	1,105.6	1,160.9	1,213.5	1,255.0	1,328.5	1,398.8
Capital expenditure and net lending	7,465.0	8,150.6	7,547.6	8,270.8	8,823.6	11,822.2	11,828.3	13,235.4	7,950.4
Development expenditure	7,542.4	8,254.3	7,622.8	8,446.1	8,822.9	12,097.7	12,081.5	13,561.3	8,278.2
Foreign Loan -financed	2,706.2	4,254.9	1,913.8	746.9	1,286.1	3,384.9	4,114.0	4,705.3	2,443.3
Domestic Loan-financed	-	-	-	-	-	-	-	-	-
Grant Financed	178.2	196.5	142.1	404.9	300.9	383.1	713.0	750.7	261.5
Domestic PSP	3,005.0	2,374.0	2,192.9	4,411.9	3,712.2	5,189.5	3,725.3	4,821.2	2,340.5
Others	1,652.9	1,428.8	3,373.9	2,882.4	3,523.6	3,140.1	3,529.2	3,284.1	3,232.8
Net lending 3/	(77.4)	(103.6)	(75.2)	(175.3)	0.7	(275.4)	(253.2)	(325.8)	(327.8)
Memorandum item:									
Total Capital Expenditure	9,995.9	9,896.7	8,756.3	9,849.1	13,108.6	14,952.6	14,204.0	16,186.0	13,117.7
Other	1,652.9	1,428.8	3,373.9	2,882.4	3,523.6	3,140.1	3,529.2	3,284.1	3,232.8
Govt Budget TOTAL	24,951.1	28,164.8	30,128.2	30,156.5	37,145.1	42,847.2	42,840.8	46,849.1	45,434.1

2/ Includes IMF quota, 1999 11.2

3/ Net lending is not included in the regular budget

Source: Ministry of Finance

2.7 FUNCATIONAL CLASSIFICATION OF CENTRAL GOVERNMENT CAPITAL EXPENDITURE (GFS 1986)

In MVR Millions

Particulars	2017 Actual	2018 Actual	2019 Actual	2020 Actual	2021 Actual	2022 Revised	2023 Approved	2024 Approved	2025 Approved
Total Budget	24,951.1	28,165.3	38,397.8	30,156.5	37,145.0	42,847.2	42,840.8	46,849.2	45,434.1
General Public Services	4,640.8	4,233.1	3,992.9	3,969.8	7,597.0	7,684.9	7,591.0	8,405.9	10,837.6
Executive and legislative organs, financial and fiscal affairs, external affairs	996.1	983.4	1,141.6	1,040.4	1,233.4	1,495.5	1,826.6	1,783.9	1,791.0
General Services	143.4	177.2	185.9	132.4	197.9	132.0	197.8	149.9	99.6
Public Debt Transactions	3,501.3	3,072.5	2,665.4	2,797.0	6,165.7	6,000.6	5,537.9	6,443.2	8,918.0
General Public Services	-	-	-	-	-	56.8	28.7	28.8	29.0
Defense	2,659.1	2,995.2	3,041.8	2,913.4	3,450.6	3,611.5	4,053.9	3,934.6	3,945.3
Military Defense	1,101.6	1,282.5	1,240.6	1,230.6	1,508.1	1,670.7	1,820.7	1,729.8	1,745.2
Civil Defense	130.8	128.2	133.3	136.5	192.5	16.8	19.3	23.2	19.3
Police Services	1,411.7	1,573.0	1,667.3	1,546.3	1,750.1	1,924.1	2,214.0	2,181.6	2,180.8
Fire Protection	15.0	11.6	0.6	0.0	-	-	-	-	0.0
Public Order & Safety	932.5	928.2	1,067.2	992.2	1,031.2	1,079.2	1,232.1	1,245.8	1,168.0
Law Courts	586.5	610.2	683.6	610.8	695.8	642.4	714.7	731.5	689.1
Prisons	346.0	318.0	383.5	381.4	335.3	358.1	450.2	447.9	412.7
R&D Public order and safety	-	-	-	-	-	78.7	67.2	66.3	66.2
Economic Affairs	3,898.7	5,906.2	6,981.6	8,818.5	8,625.9	11,849.0	10,521.7	12,695.7	11,595.9
General Economic, Commercial & Labor Affairs	1,953.0	1,848.5	4,781.6	5,614.7	4,494.3	3,121.4	4,869.8	6,436.2	7,864.4
Agriculture, Forestry, Fishing & Hunting	78.8	92.3	110.1	104.2	122.1	156.3	416.1	301.2	137.8
Fuel & Energy	14.3	13.5	12.5	687.4	1,273.7	3,461.1	1,479.6	1,377.5	1,111.2
Transport	1,794.7	3,868.0	1,982.3	1,946.6	2,324.1	4,312.3	2,939.9	3,754.3	1,646.1
Communication	57.9	83.8	95.1	42.9	73.6	86.7	112.3	114.1	115.1
Mining, manufacturing and construction	-	-	-	-	-	208.1	177.5	177.9	178.8
Other industries	-	-	-	422.7	338.1	503.0	526.3	534.4	542.5
Environmental Protection	988.1	1,253.4	990.8	609.9	1,510.2	1,827.4	2,017.2	2,435.1	884.7
Waste Management	97.9	97.8	118.8	70.0	282.4	420.4	678.3	671.7	212.5
Waste Water Management	663.7	937.5	770.0	440.6	1,011.5	1,016.4	821.5	1,012.1	491.1
Pollution abatement	4.3	5.6	6.2	7.4	13.1	22.0	12.5	12.9	11.9
Protection of Biodiversity & Landscape	139.8	85.9	14.1	14.3	55.7	313.2	428.9	662.7	94.3
R&D Environmental Protection	9.2	-	-	3.1	-	-	-	-	0.0
Environmental Protection N.E.C	73.3	126.6	81.6	74.5	147.4	55.4	76.0	75.7	74.9
Housing & Community Amenities	1,486.1	893.3	1,887.3	1,265.3	1,934.7	2,766.4	2,816.9	3,452.2	3,012.7
Housing Development	500.4	37.3	629.6	143.7	344.0	907.3	848.8	1,188.8	638.5
Community Development	842.3	748.4	1,158.0	1,054.5	1,474.2	1,676.6	1,863.0	2,152.5	2,289.8
Water Supply	142.9	103.8	96.5	60.3	116.6	173.7	83.2	89.4	63.3
Street Lighting	0.6	3.8	0.4	0.5	-	1.4	2.5	1.3	0.6
Housing & Community Amenities N.E.C	-	-	2.9	6.3	-	7.4	19.3	20.3	20.5
Health	3,750.4	3,408.0	3,372.3	4,305.4	4,752.3	4,490.3	5,042.6	4,806.4	4,461.2
Hospital Services	3,417.0	3,096.3	2,894.9	3,008.2	3,565.1	3,821.8	4,644.1	4,399.2	4,070.3
Public Health Services	333.4	311.6	477.4	1,297.2	1,187.2	427.0	387.0	395.7	379.3
Medical products, appliances and equipment	-	-	-	-	-	236.2	8.1	8.1	8.1
R&D Health	-	-	-	-	-	4.4	3.5	3.5	3.6
Health N.E.C	-	-	-	-	0.0	0.8	-	-	0.0
Recreation, Culture & Religion	816.1	855.0	711.1	603.3	731.8	1,072.6	995.4	1,116.7	936.4
Recreational & Sporting Services	230.7	221.5	274.2	320.3	407.8	604.3	457.1	570.4	437.8
Cultural Services	27.0	21.9	39.4	32.9	37.9	43.4	64.6	58.5	52.5
Broadcasting & Publishing Services	7.1	6.9	7.4	6.2	6.9	87.2	98.4	98.0	98.0
Religious & Other Community Services	551.3	604.6	390.0	244.0	279.2	337.7	375.3	389.8	348.1
Education	2,832.9	3,208.0	3,632.2	3,288.8	3,726.7	4,362.9	4,649.2	4,778.4	4,493.1
Pre-primary and primary education	-	-	-	-	-	-	1,188.4	1,188.4	1,188.4
Secondary education	-	-	-	-	-	-	941.7	948.7	941.7
Postsecondary nontertiary education	-	-	-	-	-	-	83.2	83.2	83.2
Tertiary Education	390.6	700.8	2,872.2	694.4	812.6	830.1	862.1	876.6	871.6
Education N.E.C	2,442.3	2,507.3	760.0	2,594.3	2,914.2	3,532.8	1,573.8	1,681.5	1,408.3
Social Protection	2,946.4	4,484.8	12,720.7	3,390.0	3,784.7	4,103.0	3,920.8	3,978.4	4,099.2
Sickness & Disability	1,219.2	1,893.6	1,616.6	1,551.8	2,004.7	2,157.5	1,636.8	1,595.2	1,620.9
Old Age	1,249.3	1,280.3	1,301.3	1,332.8	1,413.4	1,491.9	1,570.3	1,660.3	1,749.4
Survivors	57.7	53.8	51.2	-	-	-	-	-	0.0
Family & Children	80.4	87.4	109.1	168.8	239.2	283.3	348.2	351.0	346.5
Social Protection N.E.C	339.8	1,169.7	1,372.8	-	21.9	121.5	150.7	151.0	153.4
Medical products, appliances and equipment	-	-	-	336.7	105.5	48.8	214.8	220.9	228.9

Source: Ministry of Finance

2.8 FOREIGN GRANTS BY PRINCIPAL DONORS (GFS 1986)

In MVR Millions

Particulars	2017 Actual	2018 Actual	2019 Approved	2020 Actual	2021 Actual	2022 Revised	2023 Approved	2024 Approved	2025 Approved
Total grants	365.5	833.6	1,223.0	972.5	959.3	602.8	2,469.4	2,471.1	412.2
Current	135.8	520.3	486.4	607.7	233.5	61.5	1,554.8	1,554.8	12.8
Capital	208.0	299.5	668.5	350.3	798.3	530.8	907.3	909.0	392.1
Bilateral	155.9	615.0	945.5	222.3	788.3	320.9	2,156.4	2,142.9	127.0
America	1.2	-	-	0.0	3.4	1.7	0.6	0.1	0.1
Australia	-	-	0.1	0.1	-	-	-	-	-
Abu Dhabi	76.7	-	-	187.7	-	1.3	115.1	21.6	-
Canada	0.0	0.0	-	1.1	-	28.4	-	-	-
China	2.6	-	6.2	-	0.1	0.0	0.0	0.0	-
Denmark	-	0.2	-	-	-	7.8	-	-	-
India	-	383.8	876.4	22.0	400.1	174.8	246.7	127.2	110.3
Italy	10.8	30.4	13.6	3.3	-	3.0	5.0	2.0	1.0
Japan	0.1	0.0	1.5	2.8	365.3	78.2	229.2	435.3	12.3
Netherlands	-	-	-	-	1.5	1.5	0.4	-	-
Norway	-	-	0.1	-	-	-	-	-	-
Pakistan	0.0	76.8	-	0.3	5.7	5.2	0.9	0.9	0.9
Saudi Arabia	64.2	123.8	47.7	-	4.3	0.3	6.1	6.1	-
South Korea	0.1	-	-	-	-	4.7	-	-	-
Turkey	0.1	-	-	-	-	-	-	-	-
Vietnam	-	-	-	-	7.9	6.3	2.2	2.3	2.4
Government Sectors	-	-	-	4.9	-	7.8	8.2	5.4	0.0
Other	-	-	-	-	-	-	1,542.0	1,542.0	-
Multilateral	209.6	218.6	277.5	750.2	171.0	281.9	313.0	328.2	285.2
AGFUND	-	-	-	-	-	-	-	-	0.0
ADB	17.0	18.9	8.9	407.2	94.6	176.5	206.6	250.7	196.5
AFPPD	0.1	-	-	-	-	-	-	-	-
Asia Pacific Forum	0.0	0.0	0.0	-	0.0	-	-	-	-
European Union	-	-	-	0.5	-	-	-	-	-
FAO	0.7	0.1	0.1	0.0	-	-	0.0	0.0	0.0
FBO	0.2	0.2	-	-	-	-	0.5	0.5	0.5
Fund Raising Activities	-	-	52.4	-	-	0.0	-	-	-
GEF	-	1.2	1.0	0.8	0.9	0.6	-	-	-
Green Climate Fund	-	-	-	-	-	0.0	-	-	-
IDB	-	-	-	3.5	-	-	-	-	-
IFAD	7.1	6.6	6.2	2.8	4.5	0.0	0.3	0.3	0.3
Interpol	-	-	-	-	-	0.1	0.3	0.3	0.3
ISESCO	0.0	-	-	-	-	-	-	-	-
IUTL	0.3	0.6	0.2	0.0	-	-	-	-	-
LBO	10.1	1.5	2.9	1.6	0.2	7.8	9.9	8.1	40.4
NGO	1.8	4.2	4.6	0.4	1.6	11.5	0.3	0.3	0.3
OECD	0.1	0.1	0.2	0.1	-	-	-	-	-
OFID	4.1	4.5	28.0	2.9	-	-	-	-	-
SAARC	5.1	0.3	-	0.8	2.0	0.1	1.3	1.3	1.3
UNFCCC	5.6	29.6	27.1	15.8	-	10.4	53.9	24.4	3.7
UNDP	3.0	2.5	0.4	1.4	3.0	3.8	0.3	0.6	0.1
UNEP	15.8	7.8	21.1	18.6	14.9	0.3	0.3	0.3	0.3
UNESCAP	0.2	-	0.2	0.0	-	-	-	-	-
UNESCO	0.3	0.0	0.6	0.1	15.5	13.1	2.3	4.7	4.7
UNFPA	0.2	0.1	-	-	-	1.1	3.1	3.1	3.1
UNICEF	11.0	16.4	11.6	8.3	0.3	0.1	0.1	0.1	0.1
UNIDO	0.3	0.8	1.3	0.9	0.6	3.6	2.1	2.0	2.1
UNITAR	0.6	-	-	0.0	-	0.1	0.2	0.2	0.2
UNODC	-	-	-	-	0.6	6.6	0.3	0.3	0.3
UNOPS	7.7	3.0	0.9	0.1	-	-	-	-	-
UNSD	0.4	-	-	-	-	-	-	-	-
USAID	-	-	-	-	-	0.4	-	-	-
WHO	2.3	2.8	5.7	0.1	11.0	25.1	13.6	13.6	13.6
WORLD BANK	101.5	102.2	91.2	271.7	10.5	4.0	10.2	10.2	10.2
WTO	-	-	0.0	-	-	-	-	-	-
Other	14.0	14.8	13.1	12.7	10.7	16.5	7.7	7.7	7.7

1/ Includes grants in-kind but excludes direct expenditure by donors.

Source: Ministry of Finance

2.9 EXPENDITURE ON MAJOR PROJECTS FINANCED BY FOREIGN LOANS (GFS 1986)

In MVR Millions

Particulars	2017 Actual	2018 Actual	2019 Actual	2020 Actual	2021 Actual	2022 Revised	2023 Approved	2024 Approved	2025 Approved
Total spending	2,712.9	4,274.4	1,913.8	851.3	1,344.2	3,384.7	4,114.0	4,705.3	2,443.3
Projects	2,712.9	4,274.4	1,913.8	851.3	1,344.2	3,384.7	4,114.0	4,705.3	2,443.3
Saudi Fund									
Reconstruction and Development of Ga. Atoll	-	6.1	-	-	-	-	-	-	-
Terminal Development Project at Velana International Airport	38.8	345.8	39.4	162.7	-	179.7	243.6	175.0	13.9
Hulhumale' Island Development Project	7.6	68.7	167.9	106.7	90.9	99.1	87.9	33.3	-
S.Hithadhoo Regional Hospital Project	25.2	41.9	35.5	49.0	-	-	-	-	-
Affordable Housing Project	-	-	-	-	58.1	27.3	23.3	14.3	2.6
Fisheries Sector Development Project	-	-	-	-	22.9	19.9	32.3	37.7	4.1
Dev. of New Tertiary Hospital - L.Gan	-	-	-	-	-	-	27.0	51.1	37.7
Abu Dhabi Fund									
Small Scale Waste-to-Energy Project - Zone 7	-	16.1	34.8	-	-	-	-	-	-
Terminal Development Project at Velana International Airport	12.9	-	43.7	54.2	16.2	96.6	79.3	16.5	13.9
Small Scale Waste-to-Energy Project	-	-	-	2.7	-	1.1	9.2	-	-
Small Scale Waste-to-Energy Project - Phase 2	-	-	-	-	-	13.1	59.3	45.2	-
Arena converting waste to energy	-	-	-	-	-	-	3.2	1.6	-
Kuwait Fund									
Water Supply and Sewerage in Gn.Fuwammulah	39.2	67.1	15.0	-	-	-	-	-	-
Coastal Protection in Gn.Fuwammulah	-	-	-	-	-	19.4	158.4	393.4	-
Terminal Development Project at Velana International Airport	-	-	140.3	132.0	33.2	151.5	116.3	39.2	13.9
Fuvamulak Water & Sewerage system	-	-	-	-	2.8	-	3.1	4.6	-
Hospital New Building - AA.Rasdho	-	-	-	-	-	-	46.3	7.7	1.2
Hospital New Building - ADh.Maamingili	-	-	-	-	-	0.9	2.2	0.3	-
Hospital New Building - Fuvahmulah	-	-	-	-	-	-	0.8	2.4	-
Hospital New Building - HDh.Hanimaadhoo	-	-	-	-	-	0.9	2.2	0.3	-
Hospital New Building - K.Thulusdhoo	-	-	-	-	-	0.9	2.2	0.3	-
Hospital New Building - N.Velidhoo	-	-	-	-	-	0.9	2.2	0.3	-
Hospital New Building - Sh.Milandhoo	-	-	-	-	-	-	57.8	11.6	1.7
Hospital New Building - TH.Vilufushi	-	-	-	-	-	-	57.8	11.6	1.7
Hospital New Building - V.Felidhoo	-	-	-	-	-	-	57.8	11.6	1.7
Regional Hospital New Building - GDh.Thinadhoo	-	-	-	-	-	-	26.6	18.8	-
Tertiary Hospital New Building - HDh.Kulhudhuffushi	-	-	-	-	-	1.5	6.8	0.5	0.1
French Development Agency (AFD)									
Rehabilitation of Harbors and Creation of Sewerage network	4.6	-	-	-	-	-	-	-	-
International Development Association (IDA)									
Maldives Urban Development and Resilience Project	-	-	0.4	2.8	-	5.1	13.1	0.1	23.1
AREISE Project	-	-	-	-	-	12.7	47.6	23.6	11.8
International Fund for Agriculture Development (IFAD)									
Fisheries and Agriculture Diversification Project	3.9	4.1	-	-	-	-	-	-	-
Maldives Agribusiness Project	-	-	-	-	-	3.7	5.6	6.0	6.0
Islamic Development Bank (IDB)									
Quarantine facility	0.1	-	-	-	-	-	-	-	-
Sanitation in 5 islands	31.2	0.1	0.1	0.1	5.2	5.5	2.6	0.7	-
Sanitation in 5 islands (Concessional)	-	57.4	49.2	-	-	-	-	-	-
Reconstruction of Harbours Phase II (additional financing)	162.9	16.5	-	-	-	-	-	-	-
Micro Enterprises Development Project	6.7	-	-	-	-	-	-	-	-
Greater Male' Environmental Improvement & Waste Management Project	-	-	-	-	-	-	9.2	59.2	-
Desalination Plant-Hinmfushi Jail	-	-	-	6.6	-	-	-	-	-
Asian Development Bank (ADB)									
Micro Small & Medium Enterprises dev project	-	3.6	-	-	-	-	-	-	-
Greater Male Waste To Energy Project	-	-	-	-	-	59.5	58.8	29.4	-
SASEC National Single Window Project	-	-	-	-	-	-	-	-	-
Preparing Outer island for Sustainable Energy (POISED)	-	-	-	-	-	16.2	12.2	11.5	-
OPEC Fund For International Development (OFID)									
Contraction of S.Hithadhoo Hospital	19.7	35.4	26.8	-	-	-	-	-	-
Outer Island Water Supply and Sewerage	73.0	203.7	42.0	-	82.2	93.5	81.3	34.5	-
Provision of water supply & sewerage project	-	-	-	-	26.5	5.3	39.9	-	-
Provision of water supply & waste management project (Phase II)	76.6	206.8	180.0	-	27.9	12.6	23.7	13.8	-
Terminal Development Project at Velana International Airport	-	30.8	102.9	135.1	17.4	147.3	114.2	34.6	13.9
Developing Regional Hospital - S.Hithadhoo	-	-	-	20.2	-	-	-	-	-
Provision of water supply, sanitation & waste management project (Phase II)	-	-	-	55.1	-	-	-	-	-
ING Bank / Netherland									
Land Reclamation - K.Gulhifalhu	-	-	-	-	-	-	617.8	722.1	-
EXIM Bank / China									
Development of 1500 Housing Units in Maldives (Phase II)	269.3	-	135.4	-	-	-	-	-	-
Velana International Airport Development Project (Runway & Taxiway)	636.0	1,846.2	781.5	-	-	-	-	-	-
Male-Hulhule Bridge Project	154.4	590.5	51.3	-	-	-	-	-	-

Particulars	2017 Actual	2018 Actual	2019 Actual	2020 Actual	2021 Actual	2022 Revised	2023 Approved	2024 Approved	2025 Approved
EXIM Bank / India									
Hulhumale' Badminton Court Complex	-	-	-	-	-	0.5	0.9	0.3	-
Establishment of Synthetic Track - Kulhudhuffushi	-	-	-	-	-	0.8	1.6	1.7	-
Development of National Netball Centre	-	-	-	-	-	0.8	1.6	-	-
Development of National Basketball Centre	-	-	-	-	-	1.8	6.3	6.7	-
Development of National Table Tennis Centre	-	-	-	-	-	1.0	3.5	3.7	-
Development of National Stadium	-	-	-	-	-	-	55.7	94.6	117.5
Establishment of Synthetic Track - Fuvamulak	-	-	-	-	-	0.5	1.9	2.0	-
Establishment of Synthetic Track - GDh. Thinadhoo	-	-	-	-	-	0.5	1.9	2.0	-
Establishment of Synthetic Track - S.Hithadhoo	-	-	-	-	-	0.8	1.6	1.7	-
Upgrading of Airport - HDh.Hanimaadhoo	-	-	-	-	-	0.6	1.4	1.8	-
Construction of Cancer Hospital - L.Gan	-	-	-	-	-	34.8	46.4	40.6	34.8
Upgrading of Airport - S.Gan	-	-	-	-	-	0.5	2.4	3.2	-
Building Cricket Stadium - Hulhumale'	-	-	-	-	-	21.0	37.3	0.0	46.6
Provision of Water Supply & Sewerage Project at 34 islands	-	-	-	1.6	367.7	238.4	191.3	458.8	-
Maldives International Port Development - K.Gulhifalhu	-	-	-	-	-	116.8	291.8	146.7	1,448.9
Addu City Development Project - Developing Roads	-	-	-	-	-	189.6	173.5	430.5	-
Greater Male Connectivity Project (Male - Thilafushi Bridge)	-	-	-	-	-	1,467.3	591.7	814.9	617.1
Expansion of MIFCO Facility - Kooddoo & Kaduohgiri	-	-	-	-	-	0.2	0.3	0.6	-
Establishment of Police Stations	-	-	-	-	-	55.3	50.0	5.0	0.7
Hospital New Building - R.Alifushi	-	-	-	-	-	-	24.4	4.4	0.7
Devel. Of Youth Centre - Hdh.Kumundhoo	-	-	-	-	-	0.2	-	-	-
Dev. Of National Volley Court - Male City	-	-	-	-	-	1.0	2.1	3.6	6.4
Estab. Of Indoor Complex - Hdh.Kulhudhuffushi	-	-	-	-	-	0.8	-	-	-
Addu City Development Project - Land Reclamation and Shore Protection	-	-	-	-	-	-	135.0	438.3	-
European Investment Bank (EIB)									
Preparing Outer Island for Sustainable Energy (POISED)	-	-	-	-	-	44.2	45.0	55.4	-
Asian Infrastructure Investment Bank (AIIB)									
Greater Male Waste To Energy Project	-	-	-	-	-	111.9	82.1	65.7	-
Accelerating Renewable Energy Integration & Sustainable Energy Project	-	-	-	-	-	-	-	-	-
World Bank									
Micro Enterprises Development Project	-	15.9	-	-	-	-	-	-	-
Deutsche Bank									
New Hospital Building - GDh.Gahdhoo	-	-	-	-	-	-	4.8	9.6	9.6
Other									
Construction of Dharumavantha Hospital	1,150.6	50.5	-	59.1	-	-	-	-	-
Dharumavantha Hospital major medical equipment & accessories	-	660.8	67.6	63.3	-	-	-	-	-
12 classrooms for HA. Baarah school	-	5.0	-	-	-	-	-	-	-
HA Kelaa Sheikh Ibrahim School Hall	-	1.3	-	-	-	-	-	-	-
Accelerating Renewable Energy Integration & Sustainable Energy Project	-	-	-	-	-	-	95.2	47.2	-
Velana International Airport Development (Runway)	-	-	-	206.5	593.3	121.2	132.8	253.2	13.9

Source: Ministry of Finance

2.10 FOREIGN LOANS BY LENDING AGENCY (GFS 1986)

In MVR Millions

Particulars	2017 Actual	2018 Actual	2019 Actual	2020 Actual	2021 Actual	2022 Revised	2023 Approved	2024 Approved	2025 Approved
Total disbursements	2,712.9	3,556.8	8,197.5	15,136.9	16,265.6	16,967.2	11,339.3	13,009.1	10,930.8
Bilateral	123.8	545.8	476.7	891.3	166.1	734.1	2,780.4	1,130.5	106.3
Saudi Arabia	71.6	462.5	242.8	318.4	113.9	326.0	414.1	311.4	58.3
Kuwait Fund	39.2	67.1	155.3	132.0	36.0	176.0	540.5	502.6	20.3
Abu Dhabi Fund	12.9	16.1	78.5	440.9	16.2	110.9	151.0	63.3	13.9
Other	-	-	-	-	-	121.2	1,674.8	253.2	13.9
Multilateral	2,589.1	3,011.0	7,720.8	14,245.5	16,099.5	16,233.1	8,558.9	11,878.6	10,824.5
OPEC Fund (OFID)	169.3	476.7	351.7	210.4	154.3	258.8	259.1	82.9	13.9
ADB	-	3.6	0.0	2.1	2.3	78.0	88.3	51.5	15.1
IDB	200.9	89.9	56.2	136.9	5.2	5.5	11.8	59.9	-
IFAD	3.9	4.1	-	306.6	0.1	3.7	5.6	6.0	6.0
IMF	-	-	-	443.9	-	-	-	-	-
JICA	-	-	-	728.7	-	-	-	-	-
ING Bank (Netherland)	-	-	-	-	-	-	617.8	722.1	-
Exim Bank - China	1,059.8	-	968.1	0.0	-	-	-	-	-
Exim Bank - India	-	-	-	1.6	367.7	2,133.4	1,623.3	2,461.7	2,272.6
European Investment Bank (EIB)	-	-	-	-	-	44.2	45.0	55.4	-
AIIB	-	-	-	16.3	7.0	124.3	82.1	65.7	-
World Bank	-	-	0.4	185.4	21.8	21.0	60.7	23.7	34.9
Deutsche Bank	-	-	-	-	-	-	4.8	9.6	9.6
Clean technology Fund	-	-	-	-	-	-	47.6	23.6	-
CDP	-	-	-	-	-	-	47.6	23.6	-
Foreign Bond	-	-	70.5	127.8	7,712.2	0.0	771.0	771.0	771.0
Domestic Sources	-	-	-	11,879.5	7,235.6	12,022.1	4,894.2	7,521.8	7,701.4
Others	1,150.6	2,436.7	6,273.9	206.5	593.3	1,542.0	-	-	-

Source: Ministry of Finance

3

Government Receipts



3.1 TOTAL REVENUE AND GRANTS

(IN MVR)

		2021	2022	2023	2024	2025
		Actual	Revised	Approved	Approved	Approved
	Tax Revenue	14,681,611,791	18,979,685,887	23,539,876,054	25,500,863,220	27,814,864,359
	Non-Tax Revenue	5,636,590,107	7,073,311,310	6,352,415,336	6,801,703,265	7,347,174,168
	Proceeds from Sale of Assets	14,837,492	16,487,608	18,487,767	18,494,634	18,619,900
	Grants	1,031,847,990	592,254,979	2,462,147,587	2,463,802,765	404,899,547
	Less: Subsidiary Loan Repayment	(11,455,117)	(300,646,020)	(274,623,701)	(335,602,562)	(330,662,118)
	Total Revenue and Grants	21,353,432,263	26,361,093,764	32,098,303,043	34,449,261,322	35,254,895,856
	Tax Revenue	14,681,611,791	18,979,685,887	23,539,876,054	25,500,863,220	27,814,864,359
111	Import Duties	2,843,030,265	3,423,809,667	3,789,662,023	4,087,902,802	4,402,495,712
113	Business and Property Tax	2,748,814,704	4,200,781,762	4,415,974,466	4,614,792,245	4,840,053,222
114	Goods and Services Tax	7,733,319,067	9,482,192,709	13,299,003,466	14,615,017,582	16,100,838,561
118	Royalties	79,243,128	117,121,974	124,038,779	133,594,509	142,325,580
119	Other Taxes and Duties	1,277,204,627	1,755,779,775	1,911,197,320	2,049,556,082	2,329,151,284
	Non-Tax Revenue	5,636,590,107	7,073,311,310	6,352,415,336	6,801,703,265	7,347,174,168
121	Fees and Charges	1,379,259,660	2,355,571,401	1,831,933,517	1,952,313,573	2,140,219,995
123	Registration and Licence Fees	722,762,018	779,187,024	778,401,368	802,247,834	810,993,741
124	Proceeds from Sales	25,799,970	36,950,819	38,515,088	40,395,504	42,391,356
125	Property Income	2,254,948,586	2,332,372,279	1,852,739,279	1,862,108,256	1,856,319,848
126	Fines and Penalties	379,394,980	202,642,782	82,662,854	69,802,312	64,090,344
127	Interest, Profit and Dividends	521,404,038	888,344,313	1,359,420,090	1,599,634,165	1,957,169,306
129	Miscellaneous Non-Tax Revenues	341,794,848	471,812,100	408,743,140	475,201,621	475,989,578
181	Gains	11,226,007	6,430,592	-	-	-
	Proceeds from Sale of Assets	14,837,492	16,487,608	18,487,767	18,494,634	18,619,900
	Grants	1,031,847,990	592,254,979	2,462,147,587	2,463,802,765	404,899,547
141	Cash Grants	123,771,261	11,292,859	1,542,825,000	1,542,825,000	825,000
142	In-Kind Grants	109,744,314	50,159,689	12,000,000	12,000,000	12,000,000
143	Capital Project Grants	798,332,415	530,802,431	907,322,587	908,977,765	392,074,547
144	Other Grants	-	-	-	-	-
111	Import Duties	2,843,030,265	3,423,809,667	3,789,662,023	4,087,902,802	4,402,495,712
111001	Import Duty - Private Parties	2,834,801,551	3,422,953,991	3,789,469,145	4,087,700,281	4,402,283,065
111002	Import Duty - Government Agencies	8,228,714	855,676	192,878	202,521	212,647
113	Business and Property Tax	2,748,814,704	4,200,781,762	4,415,974,466	4,614,792,245	4,840,053,222
113001	Tourism Tax	-	-	-	-	-
113002	Land Sales Tax	37,500	-	-	-	-
113003	Business Profit Tax	1,105,710,164	2,075,283,354	2,114,968,101	2,154,047,348	2,215,146,309
113004	Ownership Transfer Tax	6,514,450	5,217,500	3,299,700	4,902,750	4,759,200
113005	Bank Profit Tax	675,071,083	901,259,957	903,333,395	953,510,420	996,725,234
113006	Withholding Tax	741,250,007	920,597,330	1,061,309,852	1,146,214,641	1,237,911,812
113007	Income Tax	217,138,767	298,423,621	333,063,418	356,117,086	385,510,667
113008	Airline Income Tax	3,092,733	-	-	-	-

		2021	2022	2023	2024	2025
		Actual	Revised	Approved	Approved	Approved
114	Goods and Services Tax	7,733,319,067	9,482,192,709	13,299,003,466	14,615,017,582	16,100,838,561
114001	Tourism Goods and Services Tax	5,247,672,844	6,411,383,089	9,095,980,087	10,054,715,894	11,280,599,675
114002	General Goods and Services Tax	2,485,646,223	3,070,809,620	4,203,023,379	4,560,301,688	4,820,238,886
118	Royalties	79,243,128	117,121,974	124,038,779	133,594,509	142,325,580
118001	Duty-Free Shop Royalty	45,588,709	53,478,070	57,212,680	63,427,105	68,649,805
118003	Foreign Fishing Royalty	1,000	-	-	-	-
118007	Fuel Re-Export Royalty	128,501	-	-	-	-
118008	Re-Export Royalty	33,524,918	63,643,904	66,826,099	70,167,404	73,675,775
119	Other Taxes and Duties	1,277,204,627	1,755,779,775	1,911,197,320	2,049,556,082	2,329,151,284
119001	Sale of Revenue Stamps	1,563,062	30	-	-	-
119002	Green Tax	802,111,900	987,199,227	1,040,606,525	1,105,601,098	1,247,840,137
119004	Airport Service Charges	473,428,444	768,566,633	870,590,795	943,954,984	1,081,311,147
119005	Remittance Tax	101,221	13,885	-	-	-
119999	Other Taxes and Duties	-	-	-	-	-
121	Fees and Charges	1,379,259,660	2,355,571,401	1,831,933,517	1,952,313,573	2,140,219,995
121001	Company Annual Fee	18,551,340	18,464,364	-	-	-
121002	Restaurant, Café, Canteen Fee	92,400	-	-	-	-
121003	Non-Fisheries Vessel Fee	26,310,800	18,472,761	-	-	-
121004	Certificate Fee	12,686,863	12,408,291	12,176,174	12,297,932	12,420,905
121005	Charges for Providing Seal	335,500	934,365	943,709	953,146	962,677
121006	Survey Fee	2,037,253	1,619,716	1,781,688	1,959,857	2,155,842
121010	Bonded Warehouse Fee	6,418,799	6,100,809	6,161,817	6,223,435	6,285,670
121011	Release of Staff	5,529,461	5,759,857	5,932,652	6,110,632	6,293,951
121012	Form Printing Fee	1,496	1,757	1,500	1,650	1,815
121017	Sponsorship of Programmes	50,000	294,867	-	-	-
121018	Hire of Sound System	18,500	68,000	71,400	74,970	78,719
121019	Approval of Movies and TV Serials	224,555	77,306	78,079	78,860	79,648
121020	Approval fee for dhivehi film songs	-	100	-	-	-
121021	Driving Test Fee	2,778,440	2,752,549	2,807,600	2,863,752	2,921,027
121022	Seaman Watchkeeping Stamp	107,100	151,016	152,526	154,052	155,592
121023	Seaman Agency Change Fee	-	1,200	-	-	-
121024	Ship, Boat Numbers	646,600	739,568	776,546	815,374	856,142
121025	Landing Charges	48,049	-	-	-	-
121026	Handling Charges	118,591	-	-	-	-
121030	Disposal of Waste	200	-	-	-	-
121035	Providing Seal on Measuring Instruments	41,850	22,404	23,524	24,700	25,935
121036	Music and Cable TV at Exhibitions	1,677,565	910,014	928,214	946,778	965,714
121037	Passport Cancellation Fee	139,800	134,184	132,842	131,514	130,199
121039	Conducting Marriage Outside The Court	1,758,945	2,131,655	2,089,022	2,047,241	2,006,297
121040	Court Fee	496,999	366,977	370,648	374,353	378,096
121041	Photocopy Charges	316,426	237,994	252,105	264,710	277,944
121042	Telephone Call, Telex, Telefax Charges	36,067	41,642	42,446	43,295	44,161
121043	Sale of Tender Documents	2,200,906	1,650,666	1,342,425	1,355,849	1,369,407

	2021	2022	2023	2024	2025
	Actual	Revised	Approved	Approved	Approved
121044 Billboard and Advertisement Charges	6,400	-	-	-	-
121046 School Fee	380,470	553,137	558,668	564,255	569,898
121048 Course Fee and Examination Fee	16,601,968	13,783,904	13,919,458	14,058,653	14,199,239
121049 Examination Paper Re-evaluation Fee	541,962	343,275	842,463	884,588	928,814
121051 Approval of Advertisement	-	1,500	-	-	-
121053 Political Candidates' Deposit	81,000	89,000	400,000	2,175,000	5,250,000
121054 Price of Male' Central Jetty Service	-	3,426	-	-	-
121055 Property Maintenance fee	460,191	529,087	473,201	447,501	413,898
121056 Consultation Fee	8,268,512	11,575,354	7,448,784	7,672,245	7,902,415
121057 Medical Check-Up Fee	3,194,595	4,875,172	5,021,428	5,172,068	5,327,231
121058 Ambulance Fee	17,189,607	12,126,064	13,089,959	13,220,853	13,353,064
121059 Hospital Ward Fee	7,732,146	6,510,977	6,641,200	6,774,019	6,909,500
121060 X-Ray Fee	1,636,295	1,795,187	1,831,094	1,867,714	1,905,069
121061 Charges for Dental Services	886,031	826,390	834,655	842,999	851,429
121062 E.C.G. Fee	280,004	281,611	290,059	298,761	307,723
121063 Operation and Surgery Fee	1,523,100	1,333,258	1,346,591	1,360,056	1,373,659
121064 Charges for Laboratory Tests	23,378,027	18,180,206	18,362,011	18,545,628	18,731,083
121065 Health Record Issuance	54,160	14,284	46,434	47,780	45,442
121066 Dressing and Injection Charges	2,812,602	3,475,521	3,579,784	3,687,179	3,797,794
121067 Scan Fee	519,431	460,686	469,903	479,297	488,884
121068 Physiotherapy Fee	90,727	64,437	67,016	69,695	72,482
121069 Labour Fee	7,500	10,044	10,331	9,153	10,092
121072 CT Scan Fee	174,080	276,483	282,012	287,653	293,406
121073 ID Card Issuance	6,546,420	6,556,182	6,752,868	6,955,454	7,164,117
121074 Sale of Ticket	139,394	696,230	736,636	758,735	781,497
121075 Sale of Pass	5,335,378	4,613,133	4,718,795	4,817,187	4,917,545
121076 Residential Permit	57,475,630	7,476,400	-	-	-
121077 Permission for air travel within Maldives	5,460,547	3,882,992	3,921,822	3,961,040	4,000,651
121078 Partnership Annual Fee	-	-	-	-	-
121079 Import Trade Fee	47,913	-	-	-	-
121081 Electricity Charges Received	509,082	783,854	563,805	564,515	565,302
121084 Dry Dock Charges	96,875	10,678	-	-	-
121085 Co-operative Society Annual Fee	212,537	331,352	10,800	10,800	10,800
121086 Co-operative Society Registration Fee	1,200	1,200	1,000	1,000	1,000
121088 Trade Registry Fee	1,942,900	2,309,598	2,437,749	2,794,706	3,018,281
121089 Foreign Investment Administration Annual Fee	6,985,619	6,530,650	4,366,200	4,596,000	4,825,800
121090 Processing charges	5,690,613	5,992,605	5,401,062	5,455,072	5,509,623
121091 Import Vessel Fee	1,009,160	1,021,676	842,518	850,943	859,452
121092 lease period extension fee	230,200,000	843,950,000	-	-	-
121094 Airport development fee	483,012,012	779,904,974	870,590,795	943,954,984	1,081,311,147
121095 Corporate social responsibility fee	6,232,955	9,007,259	-	-	-
121098 Dermatology service	73,462	46,216	44,868	45,316	45,770
121099 Cardiac service	2,190,842	1,365,284	1,252,928	1,265,457	1,278,111
121100 Admission fee	20,403	16,322	16,666	17,499	18,374

		2021	2022	2023	2024	2025
		Actual	Revised	Approved	Approved	Approved
121101	Light dues	4,608,967	3,156,450	2,911,494	2,940,609	2,970,015
121105	Quota Fee paid by Foreign Workers	-	-	256,000,000	256,000,000	256,000,000
121106	Revenue Fee	368,980,264	490,220,618	535,012,890	577,118,393	621,532,487
121999	Other Fees and Charges	24,040,424	20,382,263	24,767,653	25,015,666	25,266,160
123	Registration and Licence Fees	722,762,018	779,187,024	778,401,368	802,247,834	810,993,741
123001	Company Registration Fee	3,428,241	3,310,109	3,597,769	3,597,769	3,597,769
123002	Partnership Registration Fee	388,500	318,100	341,200	341,200	330,000
123004	Guest House Registration Fee	1,263,500	516,000	1,202,500	1,246,500	1,329,500
123005	Training Centre Registration Fee	29,700	49,076	35,000	35,000	35,000
123007	Dive School Registration Fee	133,500	101,500	145,000	190,000	200,000
123008	Club, Association Registration Fee	8,700	9,168	6,000	6,000	6,000
123009	Clinic Registration Fee	143,000	491,800	60,000	60,000	60,000
123012	Work Permit Fee	325,665,370	451,883,744	458,201,637	462,783,651	467,411,486
123013	Driving Licence Issuance	5,419,685	5,986,040	6,285,342	6,599,609	6,929,590
123014	Motor Vehicle Licence Fee	112,924,959	45,749,392	-	-	-
123015	Desalination Plant Licence Fee	-	-	-	-	-
123016	Telecom License Fees	207,098,955	211,937,338	248,901,099	266,794,879	269,462,828
123017	Registration Fee	2,240,880	2,529,605	2,580,097	2,631,599	2,684,131
123018	Cancellation of Registration	81,740	110,246	111,348	112,462	113,587
123019	Bank Mortgage Registration Fee	517,120	646,670	670,000	670,000	670,000
123020	Marriage Registration	709,836	565,085	550,000	550,000	550,000
123021	Renewal of Land Registry	-	-	-	-	-
123022	Certificate to Register As A Male' Citizen	-	-	-	-	-
123025	Vessels Anchored In Male' Lagoon	1,201,310	1,377,648	3,118,138	3,149,319	3,180,812
123026	Port Fee	8,016,695	4,299,123	4,523,004	4,749,154	4,986,612
123027	Seaman Agreement Registration	25,626	25,113	25,364	25,618	25,874
123029	Postage Control Permission	-	-	-	-	-
123030	Copyright Registration Fees	16,200	11,532	25,000	25,000	25,000
123031	Inward and outward clearance fee	2,348,800	2,225,049	2,447,554	2,692,309	2,961,540
123032	Goods loading and unloading fee	31,535,257	33,625,824	33,962,132	34,301,754	34,644,771
123033	Dewatering permit fee	3,569,800	3,649,468	3,000,000	3,000,000	3,000,000
123034	Sole Traders Registration fee	2,480,900	3,111,663	3,117,851	3,117,851	3,117,851
123035	Employment Agency Registration fee	42,500	30,944	25,000	25,000	25,000
123036	Online Business and Activity Registration Fee	2,556,500	2,496,730	2,521,698	2,546,915	2,572,384
123999	Other Registration and Licence Fees	10,914,744	4,130,057	2,948,635	2,996,245	3,074,006
124	Proceeds from Sales	25,799,970	36,950,819	2,948,635	40,395,504	42,391,356
124001	Sale of Books, News Papers, Magazines Etc	562,509	250,081	231,134	235,757	240,472
124002	Sale of Gazette, Law, Regulation	13,843	15,976	16,136	16,297	16,460
124003	Sale of Calendar,Souvenir Etc	101,655	49,580	49,679	50,673	51,686
124004	Sale of Official Forms	173,458	146,758	146,410	153,730	161,417
124006	Sale of C.D.C	9,150	10,508	9,600	9,600	9,600
124007	.Sale of Passport and E.C	24,180,500	35,701,688	37,486,772	39,361,111	41,329,167

		2021	2022	2023	2024	2025
		Actual	Revised	Approved	Approved	Approved
124010	Sale of Water	45,687	82,632	123,384	105,924	109,474
124999	Other Sales	713,168	693,596	451,973	462,412	473,080
125	Property Income	2,254,948,586	2,332,372,279	1,852,739,279	1,862,108,256	1,856,319,848
125001	Rent from Goifaalabba, Hinna	5,395,241	2,197,296	1,968,115	1,641,747	1,511,199
125002	Rent from Government Buildings	42,901,778	41,100,348	40,366,179	40,784,772	41,230,681
125003	Rent from Resorts	2,072,300,827	2,029,206,159	1,738,489,878	1,750,052,018	1,752,078,326
125004	Rent from Land for Commercial Purposes	87,639,427	84,885,627	54,901,178	52,697,750	44,659,643
125005	Rent from Land for Industry	396,696	390,990	385,964	380,707	375,669
125006	Rent from Government Vessels	2,001,132	-	-	-	-
125008	Rent from Islands for Long Term Agriculture	15,053,103	15,663,020	15,782,120	15,782,120	15,782,120
125009	Rent from Floating Jetty	24,000	-	-	-	-
125012	Land acquisition and conversion fee	28,475,740	157,992,422	-	-	-
125999	Other Rent and Property Income	760,642	936,417	845,845	769,142	682,210
126	Fines and Penalties	379,394,980	202,642,782	82,662,854	69,802,312	64,090,344
126001	Fine-Breach of Law	252,006,481	124,848,721	26,701,065	19,613,959	16,168,682
126002	Fine-Breach of Regulation	29,440,806	21,579,213	22,883,581	24,027,761	25,229,148
126003	Fine-Breach of Agreement	57,223,000	11,785,360	6,338,614	3,795,323	3,032,335
126004	Late fine deducted from Salaries	7,488,190	10,872,557	9,276,728	9,203,849	9,172,163
126005	Dharanyaai Qazziyya joorimanaa	283,504	244,692	246,427	258,748	271,686
126006	Traffic Violation Charges	27,532,560	28,702,404	12,564,662	8,516,933	5,828,073
126999	Other Fine or Penalty	5,420,439	4,609,835	4,651,777	4,385,739	4,388,257
127	Interest, Profit and Dividends	521,404,038	888,344,313	1,359,420,090	1,599,634,165	1,957,169,306
127001	Subsidiary Loan Interest received	20,197,384	294,192,417	216,980,647	213,294,193	208,887,329
127003	Transfers by MMA	20,000,000	-	30,000,000	-	-
127004	Div. - Island Aviation	-	-	-	17,035,308	16,181,277
127007	Div. - Maldives Ports Ltd	10,000,000	29,711,597	60,000,000	100,000,000	350,000,000
127008	Div. - Maldives Airports Company Ltd	-	200,000,000	537,508,709	645,551,219	702,300,950
127010	Div. - Dhivehiraajeyge Gulhun Pvt. Ltd	253,239,228	245,257,131	250,000,000	287,500,000	330,625,000
127011	Div. - State Trading Organisation Plc	900,000	-	-	59,791,485	59,791,485
127012	.Div. - State Electric Company Ltd	-	-	10,000,000	10,000,000	10,000,000
127014	Div. - Maldives Transport and Contracting Co. Ltd	-	20,640,939	20,641,440	20,641,440	20,641,440
127018	Div. - Bank of Maldives Plc	128,258,168	-	75,000,000	78,750,000	82,687,500
127019	Div. - Maldives Tourism Development Corporation	15,575,104	-	9,395,446	9,865,218	10,358,479
127020	Div. - Housing Development Financing Corporation	-	29,284,800	30,749,040	32,286,492	33,900,817
127021	Div. - Maldives Water and Sewerage Company Ltd	42,000,000	50,000,000	100,000,000	105,000,000	110,250,000
127029	Div. - Thilafushi Corporation pvt. Ltd	17,797,500	-	10,311,884	10,827,478	11,368,852
127030	Iterest Received From Investments	-	-	-	-	-
127999	Other Interest, Profit or Dividend Received	13,436,654	19,257,429	8,832,924	9,091,332	10,176,177
129	Miscellaneous Non-Tax Revenues	341,794,848	471,812,100	408,743,140	475,201,621	475,989,578
129001	Cash Received for Which Purpose Is Unknown	3,144,429	556,341	-	-	-
129002	Reimbursement from Previous Year Budget	132,805,049	40,149,836	-	-	-
129003	Subscription, Membership Fee Etc	129,045	361,158	102,100	112,040	122,100
129004	Subsidiary Loan Repayment	11,455,117	300,646,020	274,623,701	335,602,562	330,662,118

		2021	2022	2023	2024	2025
		Actual	Revised	Approved	Approved	Approved
129005	Compensation of Losses to Government Assets	313,286	275,588	-	-	-
129006	Recovery from unclaimed items	37,792	6,937	-	-	-
129008	Donations Received	44,287,599	41,222,004	41,172,896	42,000,353	42,844,361
129013	Zakat from Earnings	91,517,286	80,592,315	84,621,930	88,853,027	93,295,678
129014	Zakat Fitrah	6,746,896	7,830,965	8,222,513	8,633,639	9,065,321
129995	Other forms of refundable Income	4,025	-	-	-	-
129998	Revenue Clearing Account	-	169,936	-	-	-
129999	Other miscellaneous non-tax revenue	51,354,324	1,000	-	-	-
181	Gains	11,226,007	6,430,592	-	-	-
181003	Gains on Exchange Rates	8,110,844	6,282,039	-	-	-
181010	Income from Other investments	3,115,163	-	-	-	-
181999	Other Income	-	148,553	-	-	-
131	Proceeds from Sale of Assets	14,837,492	16,487,608	18,487,767	18,494,634	18,619,900
131001	Sale of items at auction	1,615,460	837,535	831,303	847,930	864,889
131002	Sale of Government Building	299,622	117,092	80,272	76,259	72,446
131003	Sale of Government Land	11,772,215	14,637,796	16,720,066	16,720,066	16,720,066
131004	Sale of Capital Assets	1,143,575	895,185	856,126	850,379	962,499
131999	Sale of Other Asset	6,620	-	-	-	-
141	Cash Grants	123,771,261	11,292,859	1,542,825,000	1,542,825,000	825,000
141001	Cash Grants - Bilateral	13,000,826	6,884,656	1,542,000,000	1,542,000,000	-
141002	Cash Grants - Multilateral	105,365,425	3,979,275	725,000	725,000	725,000
141003	Cash Grants - Voluntary Organisation	5,405,010	428,928	100,000	100,000	100,000
142	In-Kind Grants	109,744,314	50,159,689	12,000,000	12,000,000	12,000,000
142001	In-Kind Grants - Bilateral	105,090,153	36,291,251	10,000,000	10,000,000	10,000,000
142002	In-Kind Grants - Multilateral	488,059	2,142,726	1,000,000	1,000,000	1,000,000
142003	In-Kind Grants - Voluntary Organisation	4,166,102	11,725,712	1,000,000	1,000,000	1,000,000
143	Capital Project Grants	798,820,474	532,945,157	908,322,587	909,977,765	393,074,547
143001	Capital Project Grant - Bilateral	259,767,231	101,646,769	405,328,889	485,884,380	46,380,747
143002	Capital Project Grant - Multilateral	538,565,184	429,155,662	501,993,698	423,093,385	345,693,800

3.2 REVENUE (BY OFFICE)

(IN MVR)

		2021	2022	2023	2024	2025
		Actual	Revised	Approved	Approved	Approved
Total		19,361,554,109	24,909,866,715	28,686,876,517	30,966,628,013	33,678,209,188
S01	Presidents Office	491,282	381,043	288,922	279,487	288,493
1001	Presidents Office	462,883	326,700	241,744	232,309	241,315
1003	Official Residence of the President	19,637	44,302	44,407	44,407	44,407
1005	Official Residence of the Vice President	8,762	10,041	2,771	2,771	2,771
S02	People's Majlis	498,432	930,310	345,358	335,677	335,343
1242	People's Majlis	498,432	929,380	345,358	335,677	335,343
1544	Official Residence of the Speaker	-	930	-	-	-
S04	Department of Judicial Administration	12,132,320	8,914,289	9,128,399	8,997,878	9,449,620
1264	Department of Judicial Administration	405,563	104,643	303,326	303,326	773,338
1248	Supreme Court of the Maldives	108,367	233,588	119,172	114,035	115,418
1249	High Court	254,374	258,378	211,117	213,523	215,997
1252	Civil Court	394,058	176,857	375,021	378,459	383,213
1253	Criminal Court	257,644	126,578	178,347	180,102	181,953
1254	Family Court	4,020,728	3,852,196	3,455,109	3,441,714	3,429,652
1255	Juvenile Court	5,898	16,151	25,235	27,120	29,366
1486	Drug Court	49,109	21,284	13,925	14,490	15,184
1251	Majistrate Courts	6,636,579	4,124,614	4,447,147	4,325,109	4,305,499
S03	Judicial Service Commission	6,557	25,323	5,521	5,521	5,521
1247	Judicial Service Commission	6,557	25,323	5,521	5,521	5,521
S05	Election Commission	274,957	263,577	2,875,894	3,196,952	6,180,115
1244	Election Commission	274,957	263,577	2,875,894	3,196,952	6,180,115
S06	Civil Service Commission	12,868	7,600	19,736	19,736	19,736
1256	Civil Service Commission	12,868	7,600	19,736	19,736	19,736
S07	Human Rights Commission	75,695	268,464	33,479	33,479	33,479
1246	Human Rights Commission	75,695	268,464	33,479	33,479	33,479
S08	Anti-Corruption Commission	138,642	184,484	75,387	75,387	75,387
1245	Anti-Corruption Commission	138,642	184,484	75,387	75,387	75,387
S09	Auditor Generals Office	241,270	236,553	209,025	249,493	249,644
1243	Auditor Generals Office	241,270	236,553	209,025	249,493	249,644
S10	Prosecutor Generals Office	75,832	122,941	74,605	74,605	74,605
1257	Prosecutor Generals Office	75,832	122,941	74,605	74,605	74,605
S11	Maldives Inland Revenue Authority	14,688,669,520	19,133,245,540	22,121,558,280	23,789,936,648	25,771,133,090
1009	Maldives Inland Revenue Authority	14,688,669,520	19,133,245,540	22,121,558,280	23,789,936,648	25,771,133,090
S12	Employment Tribunal	68,089	45,321	31,679	31,679	32,394
1222	Employment Tribunal	68,089	45,321	31,679	31,679	32,394
S13	Maldives Media Council	501	68,999	-	-	-
1270	Maldives Media Council	501	68,999	-	-	-
S14	Maldives Broadcasting Commission	2,375,855	1,441,058	3,823,555	3,842,119	3,861,055
1478	Maldives Broadcasting Commission	2,375,855	1,441,058	3,823,555	3,842,119	3,861,055

		2021	2022	2023	2024	2025
		Actual	Revised	Approved	Approved	Approved
S15	Tax Appeal Tribunal	57,975	174,870	27,363	28,268	29,217
1275	Tax Appeal Tribunal	57,975	174,870	27,363	28,268	29,217
S16	Local Government Authority	22,898	17,290	12,438	12,438	12,438
1276	Local Government Authority	22,898	17,290	12,438	12,438	12,438
S17	Information Commissioners Office	2,742	6,251	1,031	1,031	1,031
1512	Information Commissioners Office	2,742	6,251	1,031	1,031	1,031
S18	National Integrity Commission	43,739	4,960	13,851	16,719	13,851
1515	National Integrity Commission	43,739	4,960	13,851	16,719	13,851
S44	Family Protection Authority	4,498	1,165	2,290	2,290	2,290
1505	Family Protection Authority	4,498	1,165	2,290	2,290	2,290
S60	Ombudsperson's Office for Transitional Justice	6,309	60,740	1,578	1,577	1,577
1542	Ombudsperson's Office for Transitional Justice	6,309	60,740	1,578	1,577	1,577
S57	Children's Ombudsperson's Office	6,266	5,555	-	-	-
1540	Children's Ombudsperson's Office	6,266	5,555	-	-	-
S35	Attorney Generals Office	289,138	250,241	197,454	197,615	197,778
1144	Attorney Generals Office	289,138	250,241	197,454	197,615	197,778
S56	Maldives International Arbitration Centre	5,199	30,661	2,242	2,242	2,242
1535	Maldives International Arbitration Centre	5,199	30,661	2,242	2,242	2,242
S20	Ministry of Finance	597,505,315	588,368,454	1,124,620,181	1,307,978,254	1,668,321,097
1272	Ministry of Finance	597,505,315	588,368,454	1,124,620,181	1,307,978,254	1,668,321,097
S37	Special Budget	133,402,163	605,714,509	498,284,480	555,771,524	547,234,675
1265	Special Budget	133,402,163	605,714,509	498,284,480	555,771,524	547,234,675
S38	Pension Budget	1,608,471	2,583,388	-	-	-
1007	Pension Budget	1,608,471	2,583,388	-	-	-
S21	Ministry of Defense	10,072,156	7,171,488	11,410,649	11,519,055	11,619,094
1012	Ministry of Defence	10,072,156	7,044,826	11,410,649	11,519,055	11,619,094
1522	National Counter Terrorism Centre	-	8	-	-	-
1546	Maldives Hydrographic Service	-	126,654	-	-	-
S55	Aviation Security Command	118,151	128,831	1,514,035	1,604,427	1,651,093
1498	Aviation Security Command	118,151	128,831	1,514,035	1,604,427	1,651,093
S45	Maldives National Defense Force	10,945,464	10,234,389	3,882,861	3,236,057	3,317,979
1013	Maldives National Defense Force	10,945,464	10,234,389	3,882,861	3,236,057	3,317,979
S47	Maldives Immigration	40,518,616	44,993,324	49,645,400	53,785,953	57,332,069
1029	Maldives Immigration	40,518,616	44,993,324	49,645,400	53,785,953	57,332,069
S53	Disaster Manamgement Authority	55,710	20,892	10,760	10,760	10,760
1014	National Disaster management Authority	55,710	20,892	10,760	10,760	10,760
S22	Ministry of Home Affairs	456,057	747,463	199,648	199,648	199,648
1016	Ministry of Home Affairs	451,439	744,483	197,750	197,750	197,750
1057	Department of Juvenile Justice	4,618	2,980	1,898	1,898	1,898
S39	Maldives Police Service	3,388,530	2,079,177	1,442,730	1,457,909	1,443,383
1027	Maldives Police Service	3,388,530	2,079,177	1,442,730	1,457,909	1,443,383
S46	Maldives Correctional Services	297,845	135,123	106,630	161,955	137,477
1025	Maldives Correctional Services	297,845	135,123	106,630	161,955	137,477

		2021	2022	2023	2024	2025
		Actual	Revised	Approved	Approved	Approved
S40	Maldives customs service	3,305,801,617	4,041,577,136	4,455,682,937	4,800,880,991	5,164,603,654
1008	Maldives Customs Service	3,305,801,617	4,041,577,136	4,455,682,937	4,800,880,991	5,164,603,654
S23	Ministry of Education	15,433,591	16,174,269	8,605,969	8,761,666	9,077,517
1058	Ministry of Education	103,370	146,137	587,117	588,210	1,010,308
1060	Department of Public Examination	3,893,465	5,356,910	4,964,504	5,010,970	5,082,356
1518	Quality Assurance Department	46	6,997	-	-	-
1500	National Institute of Education	230,519	493,184	283,667	284,189	284,717
1533	Department of Inclusive Education	23	80	-	-	-
1065	Majeediyya School	268,733	130,290	148,478	149,346	150,222
1066	Dharumavantha school	12,919	21,797	41,946	41,946	41,946
1067	Aminiyya School	69,894	114,529	91,790	90,790	90,790
1068	Iskandaru School	37,104	48,264	84,934	84,952	84,970
1069	Centre For Higher Secondary Education	26,325	45,931	80,690	80,705	80,721
1070	Al- Madrasathul Arabiyyathul Islamiyya	3,070	7,944	53,113	53,113	53,113
1071	Jamaaludeen School	228,493	71,881	283,932	285,776	287,637
1072	Thaajudeen School	20,085	26,195	106,340	106,340	106,340
1073	Kalaafaanu School	50,455	29,323	69,433	69,433	69,433
1075	Muhiyudeen School	62,321	30,531	37,586	36,586	36,586
1076	Imaadudeen School	4,882	9,093	29,597	29,597	29,597
1077	Ghaazee school	50,582	65,085	62,677	62,677	62,677
1526	Huravee School	16,218	33,687	11,702	7,702	7,702
1514	Rehendhi School	49,209	48,188	57,792	56,792	56,792
1543	Mohamed Gasim Preschool	-	21,967	-	-	-
1261	Hiriya School	52,542	19,499	59,216	60,255	60,255
1537	Izzudeen School	25,225	11,682	5,001	5,001	5,001
1079	Ha.Atoll Education Centre	22,156	47,006	20,656	20,656	20,656
1095	Ha.Atholhu Madharusaa	24,049	12,042	25,367	24,367	24,367
1080	Hdh.Atoll Education Centre	16,458	32,414	34,573	34,573	34,573
1081	Sh.Atoll Education Centre	65,850	-	5,946	5,946	5,946
1082	N.Atoll Education Centre	36,509	108,875	7,361	7,361	7,361
1083	R.Atoll Education Centre	138,298	3,599	21,863	22,010	22,162
1084	B.Atoll Education Centre	23,056	29,646	30,726	30,531	30,377
1085	LH.Atoll Education Centre	18,902	6,781	20,842	20,842	20,842
1111	Lh.Atoll School	965	46,444	-	-	-
1113	K.Atoll School	2,414	4,787	8,873	8,873	8,873
1086	Adh.Atoll Education Centre	158,417	34,151	45,721	45,721	45,721
1114	Adh.Atoll Education Centre	2,256	5,353	-	-	-
1087	F.Atoll Education Centre	46,515	22,646	29,160	28,160	18,160
1088	Dh.Atoll Education Centre	53,793	10,555	17,511	17,511	17,511
1089	TH.Atoll Education Centre	1,196	10,263	3,999	3,999	3,999
1090	L.Atoll Education Centre	9,634	27,911	5,393	5,393	5,393
1091	GA.Atoll Education Centre	23,408	3,266	21,697	21,697	21,697
1092	Gdh.Atoll Education Centre	47,469	24,116	27,683	27,683	27,683

	2021	2022	2023	2024	2025
	Actual	Revised	Approved	Approved	Approved
1093 Gn.Atoll Education Centre	908,510	241,308	47,426	37,426	37,426
1096 Ihavandhoo School	220,657	14,573	28,377	28,392	28,407
1097 Madhurasathul Seikh Ibrahim	285	195	2,466	2,466	2,466
1098 Afeefudheen School	128,417	56,026	25,279	25,279	25,279
1099 Nolvivaram School	13,339	148,820	23,143	23,143	23,143
1100 Jalaaludeen School	5,484	52,793	5,133	5,133	5,133
1101 Sh.Atoll School	4,374	443,725	5,770	5,770	5,770
1102 Funadhoo School	282,661	24,153	22,060	22,060	22,060
1103 Milandhoo School	15,363	15,193	37,082	37,082	37,082
1104 Kendhikulhudhoo School	1,522	1,385	5,366	5,265	5,304
1105 Meyna School	60,901	15,109	45,991	45,991	45,991
1106 Ungooaaruu School	97,995	371,758	13,693	13,693	13,693
1107 Alifushee School	281,384	53,993	-	-	-
1108 Maduvaree School	8,271	12,429	2,068	2,068	2,068
1109 Hulhudhufaaruu School	3,721	27,877	7,660	7,660	7,660
1110 Thulhaadhoo School	1,044	3,920	5,410	5,410	5,410
1112 Madharusathul Ifthithaah	10,638	25,035	2,025	1,025	1,025
1115 Qatharu Ameer School	34,066	8,152	24,821	23,821	23,821
1116 L.Maavashu School	3,679	431,307	19,480	18,480	18,480
1117 Aboobakuru School	27,300	179,734	34,664	33,664	23,664
1504 Thinadhoo School	92,160	2,993	21,710	21,710	21,710
1118 Hafiz Ahmed School	5,842	112,582	16,110	16,110	16,110
1119 Madharusathul Sheikh Mohamed Jamaaluddin / Gn.Fuvahmulat	191,196	2,480	31,883	31,883	31,883
1122 Feydhoo School	10,235	23,215	41,272	40,272	40,105
1120 Hiithadhoo School	20,662	45,409	66,002	65,013	63,823
1121 Sharafuddheen School	105,272	40,629	68,335	68,413	68,492
1123 Addu High School	71,543	316,707	78,957	79,049	79,142
1541 S.Atholhu Masharusaa	73,977	36,832	2,037	2,037	2,037
1501 Northern Education Unit	1,203,515	912,030	104,369	101,102	97,262
1521 North Central Education Unit	385,015	1,270,809	64,367	44,489	44,617
1502 Central Education Unit	2,927,144	2,165,113	185,640	350,306	193,266
1520 South Central Education Unit	1,515,620	1,060,594	60,079	58,192	59,976
1503 Southern Education Unit	824,974	888,342	120,408	109,559	108,728
S48 Ministry of Higher Education	1,369,790	527,793	1,518,053	1,277,655	1,389,621
1129 Ministry of Higher Education	278,326	55,629	72,460	72,460	72,460
1142 Maldives Qualification Authority	734,031	352,487	886,000	896,000	896,000
1263 Maldives Polytechnic	355,623	116,147	556,579	306,181	418,147
1482 Technical and Vocational Education Training Authority	1,810	3,530	3,014	3,014	3,014
S24 Maldives Islamic University	112,097	70,857	161,817	161,817	161,817
1141 Maldives Islamic University	112,097	70,857	161,817	161,817	161,817
S25 Maldives National University	298,092	433,066	478,754	475,578	476,413
1130 Maldives National University	45,671	109,942	66,213	66,216	66,219
1131 Faculty of Education	89,410	117,661	100,940	101,267	101,598

	2021	2022	2023	2024	2025
	Actual	Revised	Approved	Approved	Approved
1132 Faculty of Health Sciences	23,422	15,704	50,144	50,144	50,144
1133 Faculty of Management & Computing	9,677	6,721	29,344	29,355	29,367
1134 Faculty of Engineering Technology	30,180	6,028	47,686	47,757	47,830
1135 Faculty of Hospitality and Tourism Studies	10,736	7,270	34,630	34,630	34,630
1136 Centre for Maritime Studies	5,801	2,134	7,087	7,087	7,087
1137 Centre for Open Learning	2,661	7,098	8,829	8,829	8,829
1139 Atoll Campuses	9,383	9,103	10,936	10,936	10,936
1140 Faculty of Arts	7,627	21,664	23,211	23,211	23,211
1266 National law Library	1,334	1,043	2,728	2,728	2,728
1484 Faculty of Islamic Studies	34,499	100,000	-	-	-
1138 Faculty of Shari'ah and Law	-	13,020	23,436	23,436	23,436
1523 School of Nursing	6,505	3,888	7,168	7,168	7,168
1524 Centre for Foundation Studies	4,377	2,043	7,588	7,588	7,588
1527 School of Medicine	16,809	9,747	58,814	55,226	55,642
S26 Ministry of Foreign Affairs	33,400,833	14,661,183	95,723	97,169	96,503
1147 Ministry of Foreign Affairs	63,079	168,979	77,583	79,583	77,583
1148 High Commission of the Republic of Maldives in Dhaka, Banglac	44,349	-	-	-	-
1149 High Commission of the Republic of Maldives in Colombo, Sri Li	2,834,699	1,352	3,914	3,914	3,914
1150 Permanent Mission of the Republic of Maldives to the UN	7,049	-	-	-	-
1151 High Commission of the Republic of Maldives in UK, London	1,139,316	-	-	-	-
1152 High Commission of the Republic of Maldives in New Delhi, Indi	2,909,836	-	-	-	-
1153 Consulate of Maldives in Thiruvananthapuram, India	1,976,233	-	-	-	-
1154 High Commission of the Republic of Maldives in Kuala Lumpur,	5,030,920	13,787	6,119	6,119	6,119
1155 Embassy of the Republic of Maldives in Tokyo, Japan	1,685,846	359,536	-	-	-
1157 High Commission of the Republic of Maldives in Beijing, China.	1,476,584	1,179,416	-	-	-
1158 Embassy of the Republic of Maldives in Riyadh, Saudi Arabia	1,190,916	1,691,076	-	-	-
1159 Permanent Mission of the Republic of Maldives in Geneva	4,527,124	1,688,215	-	-	-
1160 High Commission of the Maldives in Islamabad, Pakistan	9,000	884,272	8,107	7,553	8,887
1161 Mission of the Republic of Maldives to the EU, Brussels	838,766	1,000,714	-	-	-
1162 High Commission of the Republic of Maldives in Singapore	2,563,901	2,327,031	-	-	-
1274 Embassy of the Republic of Maldives in Abu Dhabi, United Arab	2,544,799	1,675,289	-	-	-
1519 Embassy of the Republic of Maldives in Berlin, Germany	2,782,676	1,573,653	-	-	-
1525 Embassy of the Republic of Maldives in Thailand	1,775,740	1,642,133	-	-	-
1536 Consulate of the Maldives in Jeddah, Saudi Arabia	-	455,730	-	-	-
S27 Ministry of Health	50,854,735	37,903,678	34,769,374	35,219,808	35,878,521
1163 Ministry of Health	17,477,710	15,983,803	10,995,417	11,050,910	11,106,957
1164 Health Protection Agency	5,611,302	5,287,059	3,414,579	3,466,286	3,517,625
1191 Maldives Food & Drug Authority	5,075,818	4,018,058	4,789,726	4,841,870	4,884,435
1507 Maldives Blood Service	661	448	1,216	1,216	1,216
1186 Dhamanaveshi	88,936	91,264	112,199	115,528	118,958
1192 National Drug Agency	62,968	47,080	233,570	233,570	444,572
1173 HA. Atoll Hospital	877,721	613,996	867,175	883,095	899,432
1174 SH. Atoll Hospital	832,598	395,275	859,536	873,436	887,709

	2021	2022	2023	2024	2025
	Actual	Revised	Approved	Approved	Approved
1175 N. Atoll Hospital	1,867,449	991,162	1,352,911	1,369,097	1,385,638
1176 B. Atoll Hospital	1,707,286	1,398,553	1,949,630	1,985,628	2,022,135
1177 LH. Atoll Hospital	1,273,438	651,364	1,031,808	1,053,478	1,075,445
1497 K. Atoll Health Services	1,708,353	764,867	1,420,023	1,452,811	1,486,543
1178 AA. Atoll Hospital	1,441,265	1,373,925	812,441	831,320	850,721
1179 ADH. Atoll Hospital	4,613,449	623,644	1,205,092	1,232,076	1,259,596
1180 V. Atoll Hospital	2,310,717	1,276,442	301,773	308,323	315,225
1170 M. Regional Hospital	732,923	229,350	787,246	798,142	809,303
1181 F. Atoll Hospital	1,084,983	315,569	370,756	376,969	383,342
1182 DH. Atoll Hospital	847,935	2,203,348	1,008,604	1,026,549	1,044,634
1183 TH. Atoll Hospital	628,562	1,020,775	790,445	800,316	810,406
1184 GA. Atoll Hospital	1,829,812	136,009	1,778,529	1,818,844	1,860,270
1185 Gn. Atoll Hospital	780,849	481,687	686,698	700,344	714,359
S42 Indira Gandhi Memorial Hospital	35,502,392	39,967,663	33,718,019	34,113,883	34,736,005
1166 Indira Gandhi Memorial Hospital	35,357,944	39,768,838	33,519,654	33,911,883	34,530,273
1187 Villingili Hospital	144,448	198,825	198,365	202,000	205,732
S62 Hulhumale Hospital	8,274,949	8,086,999	2,365,985	2,392,492	2,419,558
1188 Hulhumale Hospital	8,274,949	8,086,999	2,365,985	2,392,492	2,419,558
S58 Kulhudhuffushi Regional Hospital	4,532,405	5,076,432	2,329,729	2,368,022	2,407,232
1167 Kulhudhuffushi Regional Hospital	4,532,405	5,076,432	2,329,729	2,368,022	2,407,232
S63 Ungoofaaru Regional Hospital	1,615,856	204,818	2,806,024	2,860,730	2,935,432
1168 Ungoofaaru Regional Hospital	1,615,856	204,818	2,806,024	2,860,730	2,935,432
S61 Gan Regional Hospital	966,224	788,423	1,754,417	1,773,806	1,793,717
1172 Gan Regional Hospital	966,224	788,423	1,754,417	1,773,806	1,793,717
S64 Abdul Samad Memorial Hospital	9,210,049	1,570,902	1,520,437	1,550,437	1,580,480
1171 Abdul Samad Memorial Hospital	9,210,049	1,570,902	1,520,437	1,550,437	1,580,480
S59 Addu Equitorial Hospital	10,256,931	3,763,854	4,574,096	4,644,140	4,690,743
1169 Addu Equitorial Hospital	10,256,931	3,763,854	4,574,096	4,644,140	4,690,743
S28 Ministry of Economic Development	3,891,482	4,606,312	3,098,980	3,600,808	4,504,851
1202 Ministry of Economic Development	3,885,620	4,576,658	3,085,120	3,586,948	4,490,991
1511 Labour Relations Authority	1,462	20,722	8,111	8,111	8,111
1517 Invest Maldives	4,400	8,932	5,749	5,749	5,749
S50 Ministry of Transport & Civil Aviation	32,024,273	25,839,721	26,990,227	27,972,069	29,028,282
1530 Ministry of Transport & Civil Aviation	1,459,220	24,501,032	26,990,227	27,972,069	29,028,282
1226 Regional Airports	1,616,904	1,024,616	-	-	-
1232 Transport Authority	28,948,149	314,073	-	-	-
S29 Ministry of Tourism	63,085	78,104	71,053	71,053	71,053
1204 Ministry of Tourism	63,085	78,104	71,053	71,053	71,053
S30 Ministry of Youth, Sports and Community Empowerment	2,359,919	2,331,545	967,130	875,023	886,218
1215 Ministry of Youth, Sports and Community Empowerment	2,359,919	2,331,545	967,130	875,023	886,218
S52 Ministry of Youth, Sports and Community Empowerment	105,792	172,880	266,360	264,747	270,154
1532 Ministry of Youth, Sports and Community Empowerment	35,985	42,431	37,063	27,063	27,063
1210 National Library	9,187	49,692	90,231	100,618	111,025

	2021	2022	2023	2024	2025
	Actual	Revised	Approved	Approved	Approved
1211 National Centre for the Arts	28,970	59,450	69,713	69,713	69,713
1213 National Bureau of Classification	10,252	1,834	7,701	7,701	7,701
1269 Dhivehi Bahuge Academy	8,309	2,729	29,056	29,056	30,056
1271 Department of Heritage	6,025	1,241	26,302	24,302	18,302
1506 National Archives	7,064	15,503	6,294	6,294	6,294
S31 Ministry of National Planning and Infrastructure	9,167,896	10,571,147	16,245,536	16,444,884	17,102,591
1224 Ministry of National Planning and Infrastructure	2,228,233	3,860,292	9,360,988	9,355,127	9,803,171
1011 National Bureau of Statistics	139,407	62,394	15,525	15,525	15,525
1026 Department of National Registrations	6,549,721	6,560,933	6,762,970	6,965,556	7,174,219
1483 Maldives Land and Survey Authority	250,535	87,528	106,053	108,676	109,676
S51 Ministry of Communication, Science and Technology	2,893	-	-	-	-
1531 Ministry of Communication, Science and Technology	2,893	-	-	-	-
S32 Ministry of Fisheries, Marine Resources and Agriculture	12,533,249	2,650,946	4,044,181	4,076,236	4,243,593
1233 Ministry of Fisheries, Marine Resources and Agriculture	12,533,249	2,650,946	4,044,181	4,076,236	4,243,593
S33 Ministry of Islamic Affairs	492,136	267,612	1,516,464	1,516,608	1,760,915
1240 Ministry of Islamic Affairs	489,598	264,389	1,312,349	1,312,483	1,345,778
1241 Center for the Holy Quran	2,538	3,223	204,115	204,125	415,137
S34 Ministry of Environment	318,140,031	282,517,878	252,520,868	270,416,896	273,083,325
1229 Ministry of Environment	2,268,521	227,013	86,446	86,446	86,446
1228 Maldives Meteorological Service	742	5,524	2,777	2,777	2,777
1230 Utiliti Regulatory Authority	3,168,211	3,725,159	3,007,396	3,007,396	3,007,396
1231 Environmental Protection Agency	105,504,180	65,223,414	2,671,465	2,671,465	2,671,465
1238 National Centre For Information Technology	57,313	28,250	68,799	70,702	68,799
1239 Communications Authority of Maldives	207,141,064	213,308,518	246,683,985	264,578,110	267,246,442
S36 Ministry Of Gender, Family and Social Services	412,148	472,654	643,824	1,184,194	1,183,894
1510 Ministry Of Gender, Family and Social Services	72,616	52,675	311,827	587,646	587,346
1194 Khaassa Eheeah Beynunvaa Meehun thibey Marukaz	60,806	46,823	63,358	63,358	63,358
1196 Family & Children Service Centre	148,850	336,309	7,210	7,210	7,210
1197 Kudakudhinge Hiya	38,385	2,351	15,157	15,157	15,157
1516 Fiyavathi	29,233	6,853	15,530	20,530	20,530
1539 Family & Children Service Centre	62,258	27,643	230,742	490,293	490,293
S41 National Social Protection Agency	862,582	686,570	285,099	560,918	560,918
1250 National Social Protection Agency	862,582	686,570	285,099	560,918	560,918
S43 Councils	-	5,121	-	-	-
1320 Miladhunmadulu Uthuruburee Komandoo Council	-	1,000	-	-	-
1363 Maalhosmadulu Dhekunuburee Thulhaadhoo Council	-	410	-	-	-
1417 Nilandhe atholhu Uthuruburee Atoll Council	-	1	-	-	-
1470 Huvadhu atholhu dhekunuburee Gahdhoo Council	-	2,510	-	-	-
1471 Huvadhu atholhu dhekunuburee Rathafandhoo Council	-	1,200	-	-	-

3.3 GRANT DONORS

(IN MVR)

	2021 Actuals	2022 Revised	2023 Approved	2024 Approved	2025 Approved
Total	959,342,199	602,783,388	2,469,420,483	2,471,076,359	412,173,845
Bilateral	788,309,362	320,900,250	2,156,377,599	2,142,890,424	127,010,702
India	400,123,079	174,780,339	246,702,089	127,245,534	110,316,157
Netherlands	1,474,437	1,529,117	378,327	-	-
America	3,422,668	1,698,220	593,769	100,000	100,000
United Kingdom	-	-	-	-	-
China	84,000	-	-	-	-
Oman	-	-	-	-	-
Abu Dhabi	-	1,264,464	115,136,000	21,588,000	-
Italy	-	2,979,187	5,000,000	2,000,000	1,000,000
Saudi Arabia	4,253,240	327,572	6,100,000	6,100,000	-
Bangladesh	-	-	-	-	-
Pakistan	5,680,274	5,174,330	876,425	876,425	876,425
Japan	365,335,369	78,164,291	229,165,041	435,273,108	12,303,500
Vietnam	7,936,295	6,262,536	2,209,620	2,322,620	2,414,620
Government Sectors	-	7,769,440	8,216,328	5,384,737	-
To be Obtained from Various Sources	-	-	1,542,000,000	1,542,000,000	-
Multilateral	171,032,837	281,883,138	313,042,884	328,185,935	285,163,143
ADB	94,645,207	176,537,415	206,615,745	250,681,418	196,453,947
Private	10,720,813	16,467,948	7,663,297	7,663,995	7,664,699
Fund Raising	-	24,047	-	-	-
IFAD	4,466,084	18,360	250,000	250,000	250,000
NGO	1,645,905	11,522,523	284,397	284,397	284,397
Interpol	-	146,126	250,000	250,000	250,000
FAO	-	-	4,630	4,630	4,630
FBO	-	-	501,013	501,013	501,013
LBO	173,850	7,839,440	9,879,351	8,096,863	40,405,287
Asia Pacific Forum	22,033	-	-	-	-
USAID	-	412,604	-	-	-
World Bank	10,512,380	4,012,637	10,225,798	10,225,798	10,225,798
SAARC	1,981,168	140,680	1,309,255	1,309,255	1,309,255
UNIDO	637,978	3,626,756	2,132,010	2,032,010	2,082,010
WHO	10,980,123	25,095,712	13,554,621	13,554,621	13,554,621

	2021	2022	2023	2024	2025
	Actuals	Revised	Approved	Approved	Approved
UNICEF	307,046	100,000	50,000	50,000	50,000
UNITAR	-	88,351	156,892	156,892	156,892
UNESCO	15,493,704	13,093,752	2,341,179	4,650,339	4,650,339
UNFPA	-	1,093,260	3,067,565	3,067,565	3,067,565
UNODC	629,495	6,579,744	250,000	250,000	250,000
UNEP	14,935,411	267,599	250,000	250,000	250,000
UNFCCC	-	10,414,184	53,929,194	24,351,264	3,652,690
UNDP	2,960,640	3,752,328	327,937	555,875	100,000
GEF	921,000	624,672	-	-	-
Green Climate Fund	-	25,000	-	-	-

3.4 LOAN DONORS

(IN MVR)

	2021 Actuals	2022 Revised	2023 Approved	2024 Approved	2025 Approved
Total	16,265,585,770	16,967,151,148	11,339,302,124	13,009,096,006	10,930,844,479
Bilateral	166,070,860	734,077,180	2,780,391,852	1,130,540,092	106,324,635
Abu Dhabi	16,216,663	110,910,963	151,033,806	63,320,704	13,876,548
Saudi Arabia	113,853,509	325,997,161	414,102,879	311,425,589	58,257,741
Kuwait	36,000,688	175,987,032	540,467,475	502,629,507	20,313,798
To be Obtained from Various Sources	-	121,182,024	1,674,787,692	253,164,292	13,876,548
Multilateral	16,099,514,910	16,233,073,968	8,558,910,272	11,878,555,914	10,824,519,844
ADB	2,341,935	77,996,159	88,309,021	51,521,759	15,087,783
EIB	-	44,218,254	45,029,359	55,429,580	-
IDB	5,185,102	5,491,532	11,823,733	59,933,588	-
IFAD	121,479	3,744,132	5,579,684	6,011,692	6,000,000
World Bank	21,820,177	20,995,719	60,696,698	23,709,003	34,940,016
OFID	154,254,785	258,780,091	259,079,208	82,940,278	13,876,548
AIIB	7,010,489	124,336,107	82,089,302	65,662,697	-
ING Bank	-	-	617,788,150	722,072,777	-
India Exim Bank	367,656,646	2,133,400,107	1,623,308,652	2,461,734,606	2,272,626,385
Clean Technology Fund	-	-	47,615,772	23,606,115	-
Deutsche Bank	-	-	4,788,150	9,576,300	9,576,300
CDP	-	-	47,615,772	23,606,115	-
Commercial Banks	593,278,333	-	-	-	-
Individuals	-	1,542,000,000	-	-	-
Bonds Sold to Foreigners	7,712,203,204	-	771,000,000	771,000,000	771,000,000
Domestic Sources	7,235,642,760	12,022,111,867	4,894,186,771	7,521,751,404	7,701,412,812

4

Government Expenditure



4.1 ECONOMIC CLASSIFICATION OF GOVERNMENT BUDGET

(IN MVR)

	2021 Actual	2022 Revised	2023 Approved	2024 Approved	2025 Approved
RECURRENT EXPENDITURE	24,036,506,501	27,894,520,925	28,636,819,511	30,663,150,014	32,316,459,127
CAPITAL EXPENDITURE	13,108,578,000	14,952,640,925	14,203,981,887	16,185,993,740	13,117,668,268
TOTAL BUDGET	37,145,084,501	42,847,161,850	42,840,801,398	46,849,143,754	45,434,127,395
RECURRENT EXPENDITURE	24,036,506,501	27,894,520,925	28,636,819,511	30,663,150,014	32,316,459,127
210 Personal Emoluments	8,681,461,637	9,374,389,159	11,027,472,112	12,433,666,330	13,681,331,610
213 Pensions, Retirement Benefits and Gratuities	1,649,853,382	1,745,153,558.0	1,858,597,272	1,947,659,123	2,037,174,225
221 Travel Expenses	183,197,156	219,779,610.0	210,200,474	212,747,452	208,160,303
222 Supplies and Requisites	680,726,041	717,264,990.0	788,017,388	815,737,433	824,936,217
223 Operational Services	2,258,549,045	2,242,338,158.0	2,589,926,760	2,570,547,445	2,580,102,318
224 Supplies and Requisites for Service Provision	1,538,519,334	1,288,277,560.0	1,137,468,740	1,162,576,279	1,164,687,691
225 Training	567,381,494	423,183,905.0	391,011,746	391,060,033	402,131,328
226 Repairs and Maintenance	310,319,277	313,589,347.0	487,628,199	388,493,184	372,188,793
227 Interest Payments	2,104,465,542	3,234,442,793.0	3,436,848,337	3,828,268,965	4,081,423,913
228 Grants, Contributions and Subsidies	5,832,197,578	8,281,440,890.0	6,608,448,483	6,811,180,378	6,863,094,129
281 Payments against losses and right-offs	229,836,015	54,660,955.0	101,200,000	101,213,392	101,228,600
CAPITAL EXPENDITURE	13,108,578,000	14,952,640,925	14,203,981,887	16,185,993,740	13,117,668,268
291 Development Projects	75,398,177	14,374,906	47,341,902	46,428,626	39,001,238
292 Budget Contingency	-	-	1,731,956,570	1,916,728,325	2,000,422,476
421 Land and Buldings	1,451,632,749	2,107,269,960.0	3,126,465,361	3,949,027,890	1,242,664,420
422 Infranstructure Assets	3,911,567,296	6,851,398,153.0	5,425,821,412	6,328,154,180	3,802,702,992
423 Capital Equipment	665,120,568	464,326,526.0	615,217,429	523,205,607	480,076,425
440 Investment Outlays	2,749,271,409	2,150,334,667.0	785,459,070	534,888,628	436,896,683
720 Debt Amortization	4,047,785,801	2,754,746,097.0	2,101,092,496	2,614,952,689	4,836,618,005
730 Loan Outlays	207,802,000	610,190,616.0	370,627,647	272,607,795	279,286,029
210 Personal Emoluments	8,681,461,637.0	9,374,389,159.0	11,027,472,112	12,433,666,330.0	13,681,331,610.0
211 Salaries and Wages	4,625,520,870	4,882,742,383	5,942,094,164	7,352,873,224	8,603,314,420
212 Allowances	4,055,940,767	4,491,646,776.0	5,085,377,948	5,080,793,106	5,078,017,190
211 Salaries and Wages	4,625,520,870.0	4,882,742,383.0	5,942,094,164	7,352,873,224.0	8,603,314,420.0
211001 Salaries and Wages	4,018,145,344	4,281,158,333	5,326,208,345	6,739,819,799	7,992,441,306
211002 Overtime Pay	607,375,526	601,584,050	615,885,819	613,053,425	610,873,114
212 Allowances	4,055,940,767.0	4,491,646,776.0	5,085,377,948	5,080,793,106.0	5,078,017,190.0
212002 Higher Education Allowance	39,479,431	43,339,019	49,399,897	49,399,897	49,399,897
212003 Technical Allowance	201,258,436	100,629,601.0	41,182,223	41,182,223	41,182,223
212004 Long-Term Allowance	112,523,232	120,888,125.0	127,394,409	127,394,409	127,394,409
212005 Ramazan Allowance	122,160,638	124,124,514.0	137,696,931	137,400,431	137,400,431
212006 Medical Allowance	106,897	647,040.0	603,401	603,401	603,401
212007 Domestic Market Allowance	-	-	-	-	-
212008 Salary Increment	701,807	184,202.0	958,986	958,986	958,986
212009 Special Allowance for The Post	87,735,641	99,607,957.0	109,493,684	109,493,684	109,493,684
212010 Food Allowance	165,056,480	166,994,650.0	192,607,307	192,607,307	192,607,307
212011 Committee Allowance	31,998,828	30,577,589.0	35,237,002	35,237,002	35,237,002
212012 Allowance for local non-residents	114,386,766	109,035,982.0	121,932,140	121,932,140	121,932,140
212013 Commuting Allowance for Local Non-Residents	19,228,938	24,062,139.0	31,295,074	31,295,074	31,295,074
212014 Dependants' Allowance	475,649,626	500,804,494.0	544,914,868	544,914,868	544,914,868

		2021	2022	2023	2024	2025
		Actual	Revised	Approved	Approved	Approved
212015	Holiday Allowance	63,054,719	59,954,809.0	91,617,784	91,617,784	91,617,784
212016	Allowance for Work Other Than Assigned	175,886,317	80,549,167.0	325,067	325,067	325,067
212017	Annual Leave Cancellation Allowance	20,921,138	33,089,622.0	34,682,452	34,682,452	34,682,452
212018	Uniform Allowance	24,058,785	26,676,738.0	32,866,696	32,866,696	32,866,696
212019	Acting Allowance	3,433,138	4,131,092.0	5,344,747	5,344,747	5,344,747
212020	Religious Service Allowance	8,980,378	25,882,101.0	25,509,600	25,509,600	25,509,600
212021	Shift Duty Allowance	22,927,755	23,433,837.0	34,597,348	34,597,348	34,597,348
212022	Hardship Allowance	1,935,355	1,996,094.0	3,175,460	3,175,460	3,175,460
212023	Exclusive Job Allowance	525,102,768	590,487,662.0	690,007,677	690,007,677	690,007,677
212024	Phone Allowance	31,277,448	33,980,643.0	37,622,584	37,582,684	37,582,684
212025	Risk Allowance	140,363,425	141,090,647.0	170,596,036	170,576,569	170,576,569
212026	Clothing Allowance	2,290,752	2,219,053.0	2,788,940	2,788,940	2,788,940
212027	Service Allowance	1,450,339,612	1,359,376,075.0	1,457,846,906	1,453,926,547	1,451,150,631
212028	Accountable Officers' Allowance	-	9,520.0	-	-	-
212029	Scholarship and Fellowship Allowance-Overseas	3,088,206	3,144,437.0	1,739,950	1,739,950	1,739,950
212030	Scholarship and Fellowship Allowance-Local	722,199	1,604,744.0	708,960	708,960	708,960
212031	Supporting Core Allowance	131,285,208	133,335,279.0	144,467,437	144,467,437	144,467,437
212032	Technical Core Allowance	34,278,380	32,382,491.0	40,875,938	40,875,938	40,875,938
212033	Minimum Wage Allowance	-	125,613,618.0	120,884,840	120,576,224	120,576,224
212034	Attendance Benefit	-	133,568,447.0	263,443,030	263,443,030	263,443,030
212035	Job Allowance	-	292,222,393.0	451,895,717	451,895,717	451,895,717
212999	Other Allowances	45,708,464	66,002,995.0	81,664,857	81,664,857	81,664,857
213	Pensions, Retirement Benefits and Gratuities	1,649,853,382.0	3,233,284,525.0	3,425,545,519	3,604,213,723.0	3,783,428,825.0
213001	Pensions	1,160,934,170	1,745,153,558.0	1,858,597,272	1,947,659,123	2,037,174,225
213002	Retirement Benefits and Gratuities	7,811,213	1,213,514,518.0	1,255,044,611	1,328,497,367	1,398,766,506
213003	Retirement benefits paid upon Retirement	34,985,404	8,052,079.0	8,000,000	8,000,000	8,000,000
213004	Monthly Payment to the Retired	211,183,994	40,648,792.0	41,131,756	48,905,503	55,414,653
213006	Contribution to the retirement pension scheme	234,938,601	225,915,578.0	262,771,880	271,151,730	284,073,441
221	Travel Expenses	183,197,156.0	434,576,441.0	414,411,306	419,439,880.0	410,155,990.0
221001	Travelling Expenses - Local Sea Travel	29,695,888	219,779,610.0	210,200,474	212,747,452	208,160,303
221002	Travelling Expenses - Local Land Travel	9,322,218	31,494,919.0	38,243,790	39,096,480	38,308,332
221003	Travelling Expenses - Local Air Travel	41,962,379	15,280,846.0	9,138,628	8,837,300	8,375,673
221004	Travelling Expenses - Overseas	62,401,304	42,288,233.0	41,194,969	41,168,450	40,725,461
221005	Travelling Expenses for Foreigners	30,698,154	85,788,338.0	76,220,136	78,540,964	75,015,019
221999	Other Travelling Expenses	9,117,213	39,944,495.0	39,413,309	39,049,234	39,571,202
222	Supplies and Requisites	680,726,041.0	717,264,990.0	788,017,388	815,737,433.0	824,936,217.0
222001	Stationery and Office Requisites	59,932,072	67,937,206.0	76,843,813	77,641,162	77,136,834
222002	IT Related Materials	14,430,443	16,930,778.0	15,799,349	15,852,518	16,177,270
222003	Fuel and Lubricants	129,382,096	164,149,042.0	164,606,920	169,218,443	174,552,040
222004	Meals for Employees During Office Hours	346,847,057	338,701,024.0	383,453,370	401,961,794	408,448,583
222005	Electrical Items	9,446,126	10,083,989.0	12,694,769	12,750,252	12,772,849
222006	Spare Parts	18,269,920	18,176,639.0	22,537,240	21,997,221	22,181,791
222007	Materials for Uniforms	31,425,430	37,333,864.0	44,424,384	45,974,178	47,306,656
222008	Supplies for Office Cleaning	19,394,893	27,050,638.0	29,708,510	30,136,752	30,713,662
222009	Utensils and Accessories	5,495,920	2,308,051.0	3,232,877	3,125,701	3,193,431

		2021 Actual	2022 Revised	2023 Approved	2024 Approved	2025 Approved
222010	Office Decoration Materials	869,777	871,774.0	1,403,572	1,469,068	1,503,540
222011	Curtains, Table Cloths Etc	6,173,905	4,807,218.0	7,803,452	7,431,473	7,497,939
222999	Other Administrative Supplies	39,058,402	28,914,767.0	25,509,132	28,178,871	23,451,622
223	Operational Services	2,258,549,045.0	2,242,338,158.0	2,589,926,760	2,570,547,445.0	2,580,102,318.0
223001	Telephone, Fax and Telex	83,312,810	50,538,652	47,111,678	49,231,342	49,960,613
223002	Electricity	496,887,908	475,470,544	610,909,219	641,141,863	662,184,241
223003	Water and Sanitation Services	114,197,698	94,151,422	121,491,681	125,105,932	126,357,313
223004	Leased Line and Internet	154,691,577	197,701,681	204,607,679	207,640,793	210,031,053
223005	Building rent and Land rent	191,849,014	178,087,835	206,425,806	202,897,277	204,506,547
223006	Hire Charges	1,234,643	2,558,015	1,380,453	1,705,551	1,425,154
223007	Security and Safeguarding Services	78,332,217	102,558,502	99,521,195	104,549,208	106,700,330
223008	Cleaning Services and Waste Disposal	47,338,154	56,015,158	66,199,981	66,641,625	67,373,539
223009	Postage and Message	1,110,139	1,590,206	1,393,097	1,396,545	1,506,520
223010	Announcements, Subscriptions and Advertisements	9,154,423	11,794,546	7,003,611	6,520,346	6,111,501
223011	Carriage and Conveyance	28,079,355	21,242,520	18,672,636	19,269,496	19,727,592
223012	Meeting or Seminar Related Expenses	15,672,741	29,642,015	32,003,296	25,455,008	24,572,069
223013	National Competitions and Ceremonies	38,249,603	52,035,043	24,805,227	21,703,270	22,552,843
223014	Social Development Programmes	101,246,603	67,064,384	72,195,839	72,102,672	64,960,758
223015	Examination Related Expenses	26,207,789	30,436,392	31,290,706	33,481,660	33,417,235
223016	Consultancy, Translation & Other Related Services	141,540,862	190,273,234	187,657,543	164,647,370	163,760,602
223017	Expenses on Foreign Dignitaries	16,058,909	20,316,294	15,018,150	15,167,426	15,562,362
223018	Visa, Workpermit Fees of Expatriate Staff	28,677,954	24,438,464	26,154,578	26,856,567	27,121,005
223019	Annual Fees to Government	8,795,134	17,306,502	12,359,136	11,826,270	11,920,196
223020	Printing Services	67,432,689	50,391,529	65,628,472	60,401,787	56,876,335
223021	Laundry Services	254,379	320,979	420,822	443,299	448,452
223022	Staff Medical Expenses	185,185,504	189,290,727	178,694,433	180,598,309	185,857,916
223023	Expenses on International & Local Fairs	177,974,819	132,487,503	164,805,255	164,751,159	164,919,421
223024	Bank Charges and Commission	41,076,607	24,402,459	28,916,242	28,972,412	29,033,156
223025	Insurance	36,972,275	46,454,758	48,581,346	48,628,411	48,825,356
223026	IT Related Subscriptions and Fees	-	-	105,832,725	95,158,071	95,424,257
223999	Other Administrative Services	167,015,239	175,768,794	210,845,954	194,253,776	178,965,952
224	Supplies and Requisites for Service Provision	1,538,519,334.0	1,288,277,560.0	1,137,468,740	1,162,576,279.0	1,164,687,691.0
224001	Medical Consumables	1,413,636,188	1,164,015,102	1,014,987,693	1,036,568,521	1,037,331,982
224011	Educational Consumables	12,428,871	14,552,973	15,458,743	18,103,601	18,917,050
224021	Provision of food to people under arrest and detention	94,759,992	87,582,700	86,577,180	87,117,769	87,493,694
224022	Other Material for People Under Arrest & Detention	14,006,351	19,326,787	16,498,623	16,767,526	16,845,592
224999	Other Operational Consumables	3,687,932	2,799,998	3,946,501	4,018,862	4,099,373
225	Training	567,381,494.0	423,183,905.0	391,011,746	391,060,033.0	402,131,328.0
225001	Scholarship and Fellowship Assistance	531,515,825	359,247,546	314,510,498	323,782,634	333,310,134
225002	Short Course Fees and Expenses - Overseas Training	6,101,646	13,289,532	10,153,666	10,646,124	10,996,597
225003	Workshops Related Expenses	6,134,028	14,305,169	12,038,793	11,158,346	11,702,839
225004	Course Fees and Related Expenses - Local Training	3,658,686	3,620,994	5,286,097	4,133,004	4,229,023
225005	Conducting Training Courses	17,052,762	25,974,655	41,553,745	33,268,144	33,601,055
225006	Staff training	2,918,547	6,746,009	7,468,947	8,071,781	8,291,680

		2021	2022	2023	2024	2025
		Actual	Revised	Approved	Approved	Approved
226	Repairs and Maintenance	310,319,277.0	313,589,347.0	487,628,199	388,493,184.0	372,188,793.0
226001	Repairs - Residential Buildings	7,998,033	9,466,105	4,472,267	3,924,955	3,920,735
226002	Repairs - Non-Residential Buildings	124,327,990	135,452,906	253,107,451	183,557,403	183,226,254
226003	Repairs - Roads and Bridges	350,274	1,623,243	12,207,932	12,630,424	12,808,541
226004	Repairs - Airports	-	-	-	-	-
226005	Repairs - Wharves, Ports and Harbours	4,176,748	788,618	2,346,660	2,373,560	2,401,267
226006	Repairs - Water and Sanitation Systems	46,649,623	6,949,302	22,237,598	30,692,089	12,821,804
226007	Repairs - Electricity Systems	6,031,314	6,317,110	18,236,295	10,645,214	10,731,470
226008	Repairs - Other Infrastructure	3,688,231	2,625,945	3,028,112	3,412,979	3,421,861
226009	Repairs - Furniture and Fittings	3,098,565	3,395,480	6,305,723	6,981,362	7,070,456
226010	Repairs - Machinery and Equipment	28,732,595	55,040,551	53,060,804	48,923,351	49,407,752
226011	Repairs - Vehicular Equipment	316,634	933,815	1,286,315	1,179,680	1,183,167
226012	Repairs - Communication Infrastructure	11,286,810	10,798,733	3,412,700	1,579,834	1,665,699
226013	Repairs - Computer Software	21,751,996	19,275,508	11,584,586	11,550,373	11,317,814
226014	Repairs - IT-Related Hardware	9,946,473	7,210,936	12,539,503	10,623,085	10,698,804
226015	Repairs - Other Equipment	385,268	743,857	925,199	967,339	992,767
226016	Repairs - Motor Vehicles	18,113,246	21,155,077	31,155,308	26,229,539	26,735,347
226017	Repairs - Ships and Boats	23,465,477	31,809,661	51,721,746	33,221,997	33,785,055
226018	Repairs - Aerospace equipments	-	2,500	-	-	-
227	Interest Payments	2,104,465,542.0	3,234,442,793.0	3,436,848,337	3,828,268,965.0	4,081,423,913.0
227001	Interest Payments to Government Agencies	155,493,043	143,400,000	144,833,273	142,923,714	140,965,700
227002	Interest Payments to Domestic Sources	9,580,796	17,900,000	10,908,000	1,313,000	303,000
227003	Interest Payments to Foreign Sources	984,389,572	1,360,777,168	1,515,954,905	1,732,916,768	1,814,159,552
227011	Discount on Treasury Bills	955,002,131	1,712,365,625	1,765,152,159	1,951,115,483	2,125,995,661
228	Grants, Contributions and Subsidies	18,499,307,188.0	27,265,450,130.0	28,704,453,831	32,540,696,418.0	22,195,286,431.0
228001	Subsidies	99,864,039	5,707,755	-	-	-
228002	Welfare Payments	4,397,365	3,170,860	19,097,637	21,192,031	22,187,950
228003	Grants to Private Parties	230,395,738	217,560,407	265,813,483	278,879,427	288,113,832
228004	Awards	10,778,454	11,288,022	13,518,400	14,360,084	14,636,544
228005	Indemnities and Relief Against Natural Calamities	5,046,717	10,599,568	10,638,700	16,638,700	16,638,700
228006	Subscriptions & Fees to Domestic Organisations	74,931	1,005,850	135,920	136,050	136,185
228007	Subscriptions and Fees to International Organisation	40,659,855	52,958,794	58,536,490	57,953,501	53,336,414
228008	Donation to foreign parties or foreign governments	-	-	-	-	-
228009	Assistance to Associations and Social Organisations	110,226,100	110,367,750	112,372,021	115,786,723	117,429,404
228010	Assistance for Community Programs	5,983,616	2,290,468	6,100,000	6,100,000	6,100,000
228011	Electricity Subsidies	735,584,965	951,276,009	762,892,462	787,775,600	793,389,473
228012	Water Subsidy	40,638,551	-	20,000,000	25,000,000	25,000,000
228013	Food Subsidies	238,938,310	314,110,227	331,141,775	345,758,050	358,675,953
228014	Single Parents Allowance	62,627,000	65,693,800	71,305,920	74,701,440	78,436,512
228015	Medical Treatment Support -Abroad	60,179,848	85,000,000	80,000,000	60,000,000	40,000,000
228016	Medical Treatment Support -Local	146,037,978	177,788,986	120,000,000	80,000,000	70,000,000
228017	Foster Parents Allowance	2,454,000	2,992,703	3,142,339	3,291,974	3,456,572
228018	Health Insurance Premium	1,562,442,931	1,637,635,573	1,045,000,000	958,140,000	996,920,000
228019	Disability Allowance	223,174,000	245,284,318	341,338,534	446,892,750	461,459,071
228020	Fisheries Subsidy	-	-	250,000,000	150,000,000	50,000,000
228022	Grants to Pre-schools	20,674,635	27,469,766	22,000,000	22,000,000	22,000,000
228023	Grants to Councils	1,404,986,257	1,617,370,128	1,824,301,742	2,091,910,342	2,221,801,330

	2021 Actual	2022 Revised	2023 Approved	2024 Approved	2025 Approved
228024 Therapeutic Service	20,112,329	27,650,000	36,382,500	36,115,000	38,930,000
228025 Subsidy for Waste Management	-	26,400,000	33,000,000	33,000,000	33,000,000
228026 Fuel Subsidy	460,323,693	2,320,417,949	588,170,044	546,338,141	439,147,009
228027 Income Support and Job Seeker Allowance	255,455,242	51,747,958	43,002,268	-	-
228028 Transport Subsidy	-	193,664,197	300,562,529	373,381,183	446,199,836
228030 Sewerage Subsidy	-	-	180,000,000	180,000,000	180,000,000
228999 Other Grants, Contributions and Subsidies	91,141,024	121,989,802	69,995,719	85,829,382	86,099,344
281 Payments against losses and right-offs	229,836,015.0	54,609,195.0	101,200,000	101,213,392.0	101,228,600.0
281001 Losses from Government Agencies	203,094,503	39,267,287	100,000,000	100,000,000	100,000,000
281002 Losses from Private Parties	18,552,212	600,920	1,200,000	1,213,392	1,228,600
281003 Losses on Exchange Rates	8,189,300	14,740,988	-	-	-
281999 Other Losses	-	51,760	-	-	-
291 Development Projects	75,398,177.0	14,374,906.0	47,341,902	46,428,626.0	39,001,238.0
291001 Local Components for Foreign Assisted Projects	66,697,132	4,097,762	912,172	912,172	912,172
291002 Implementation Costs of Foreign Assisted Projects	5,192,138	-	34,885,426	34,885,426	28,785,426
291003 Other Economic Development Expenditure from Government Budget	3,508,907	10,277,144	11,544,304	10,631,028	9,303,640
292 Budget Contingency	0.0	0.0	1,731,956,570	1,916,728,325.0	2,000,422,476.0
292101 Budget Contingency	-	-	1,731,956,570	1,916,728,325	2,000,422,476
421 Land and Buildings	1,451,632,749.0	2,107,269,960.0	3,126,465,361	3,949,027,890.0	1,242,664,420.0
421001 Land	358,340,468	378,454,506	1,012,114,557	1,544,208,794	168,075,294
421002 Residential Buildings	338,618,203	541,519,486	744,496,562	1,133,368,625	613,417,326
421003 Non-Residential Buildings	754,674,078	1,187,295,968	1,369,854,242	1,271,450,471	461,171,800
422 Infrastructure Assets	3,911,567,296.0	6,851,398,153.0	5,425,821,412	6,328,154,180.0	3,802,702,992.0
422001 Roads and Bridges	745,171,488	2,414,621,652	1,271,164,770	2,131,988,489	866,128,496
422002 Airports	768,883,409	799,128,423	921,864,416	622,558,759	79,421,431
422003 Wharves, Ports and Harbours	661,336,416	1,018,433,734	703,102,958	735,397,213	1,886,494,946
422004 Water and Sanitation Systems	1,053,183,797	1,179,599,149	657,117,635	877,716,462	355,126,427
422005 Electricity Systems	1,831,909	191,768,982	286,456,436	218,106,922	64,193,099
422999 Other Infrastructure	681,160,277	1,247,846,213	1,586,115,197	1,742,386,335	551,338,593
423 Capital Equipment	665,120,568.0	464,326,526.0	615,217,429	523,205,607.0	480,076,425.0
423001 Furniture and Fittings	35,613,841	30,975,914	57,192,957	56,357,765	49,409,510
423002 Machinery and Equipment	238,788,195	146,305,790	188,148,741	176,695,228	132,774,155
423003 Vehicular Equipment	4,026,425	2,015,795	315,000	-	-
423004 Tools, Instruments, Apparatus	2,101,566	5,089,827	5,808,855	5,080,560	5,120,357
423005 Reference Books and Exhibition Goods	116,037	1,186,433	1,003,220	1,128,214	1,300,430
423006 Communication Infrastructure	13,060,687	10,170,812	20,673,003	16,874,137	18,231,599
423007 Computer Software	75,971,098	77,427,264	73,290,340	54,267,625	62,274,521
423008 IT-Related Hardware	141,720,337	124,334,387	174,449,123	136,942,167	133,743,824
423998 Cheap Assets	-	-	250,000	250,000	250,000
423999 Other Equipment	71,505,591	10,642,442	6,860,014	6,375,351	6,451,383
424001 Motor Vehicles	47,092,984	36,646,363	73,599,529	62,106,408	62,517,865
424002 Ships and Boats	34,896,039	18,962,499	10,197,697	6,778,152	6,893,731
424003 Aerospace Equipments	-	300,000	600,000	300,000	300,000
451012 Minor Extensions to Non-Residential Buildings	227,768	269,000	2,828,950	50,000	809,050

		2021	2022	2023	2024	2025
		Actual	Revised	Approved	Approved	Approved
440	Investment Outlays	2,749,271,409.0	2,150,334,667.0	785,459,070	534,888,628.0	436,896,683.0
441002	Capital Contribution to profit oriented public agencies	2,511,364,361	2,050,117,829	764,031,968	525,111,945	434,031,968
442001	Capital transfers abroad	12,185,377	25,216,838	21,427,102	9,776,683	2,864,715
442002	Long Term Investments	225,721,671	75,000,000	-	-	-
720	Debt Amortization	4,047,785,801.0	2,754,746,097.0	2,101,092,496	2,614,952,689.0	4,836,618,005.0
722999	Short Term For. Loan Repmt.-Other	-	-	-	-	-
723002	Long Term Dom. Loan Repayment-State Financial Institutions	121,592,547	254,909,644	275,942,100	639,335,131	636,239,400
723003	Long Term Domestic Loan Repayment-Individuals	78,389,756	59,266,774	63,205,396	65,101,558	67,054,605
725001	Long Term For. Loan Repayment-Multilateral	417,274,363	355,100,000	410,060,000	429,048,000	584,790,000
725002	Long Term For. Loan Repayment-Bilateral Government	407,657,303	339,500,000	443,188,000	492,072,000	549,541,000
725003	Long Term For. Loan Repayment-For. Commercial Institution	2,946,693,450	-	-	-	-
725004	Long Term For. Loan Repayment.-Foreign Individuals	76,178,382	851,669,679	908,697,000	989,396,000	2,998,993,000
725005	Long Term For. Loan Repayment.-Government Bond (foreign)	-	894,300,000	-	-	-
730	Loan Outlays	207,802,000.0	610,190,616.0	370,627,647	272,607,795.0	279,286,029.0
731001	New Domestic Lending - Stated Own Enterprises	197,802,000	52,326,370	-	-	-
731003	New Domestic Lending - Individuals	10,000,000	167,146,118	266,124,073	272,607,795	279,286,029
731999	Other New Domestic Lending	-	390,718,128	104,503,574	-	-

4.2 FUNCTIONAL CLASSIFICATION OF GOVERNMENT EXPENDITURE

(IN MVR)

	2021 Actual	2022 Revised	2023 Approved	2024 Approved	2025 Approved
Total Budget	37,145,084,501	42,847,161,850	42,840,801,398	46,849,143,754	45,434,127,395
General Public Services	1,431,251,007	1,684,328,560	2,053,101,800	1,962,632,940	1,919,606,319
Executive And Legislative Organs, Financial And Fiscal Affairs, And External Affairs	1,233,354,641	1,495,517,158	1,826,636,581	1,783,936,603	1,791,019,982
General Services	197,896,366	132,031,754	197,769,219	149,900,337	99,590,337
General Public Services	-	56,779,648	28,696,000	28,796,000	28,996,000
Debt Services and Amortisation	6,165,708,585	6,000,556,275	5,537,940,833	6,443,221,654	8,918,041,918
Public Debt Transactions	4,047,785,801	2,751,276,453	2,101,092,496	2,614,952,689	4,836,618,005
Interest Payment and Debt Servicing	2,117,922,784	3,249,279,822	3,436,848,337	3,828,268,965	4,081,423,913
Defence	1,700,538,065	1,687,483,103	1,839,940,859	1,753,005,419	1,764,470,675
Military Defense	1,508,057,336	1,670,692,840	1,820,689,111	1,729,793,882	1,745,156,830
Civil defense	192,480,729	16,790,263	19,251,748	23,211,537	19,313,845
Public Order & Safety	2,781,306,262	3,003,257,011	3,446,077,301	3,427,312,635	3,348,765,145
Police Services	1,750,101,671	1,924,056,979	2,213,981,063	2,181,561,645	2,180,795,476
Fire Protection	744,492	-	3,605,789	1,855,879	-
Law Courts	695,123,063	642,447,400	711,072,370	729,637,331	689,089,076
Prisons	335,337,036	358,099,944	450,229,374	447,917,277	412,701,836
R&D Public order and safety	-	78,652,688	67,188,705	66,340,503	66,178,757
Economic Affairs	8,625,884,595	11,849,036,888	10,521,653,886	12,695,735,890	11,595,890,773
General Economic, Commercial and Labor Affairs	4,494,284,539	3,121,447,290	4,869,817,093	6,436,184,690	7,864,394,088
Agriculture, Forestry, Fishing and Hunting	122,111,984	156,291,877	416,141,715	301,233,549	137,772,941
Fuel and Energy	1,273,712,627	3,461,053,434	1,479,631,205	1,377,465,354	1,111,156,019
Mining, manufacturing and construction	-	208,132,975	177,539,566	177,939,566	178,839,566
Transport	2,324,075,890	4,312,346,527	2,939,934,685	3,754,344,270	1,646,127,300
Communication	73,612,100	86,719,460	112,289,097	114,137,878	115,132,934
Other industries	338,087,455	503,045,325	526,300,525	534,430,583	542,467,925
Environmental Protection	1,510,162,563	1,827,398,254	2,017,230,300	2,435,133,511	884,683,121
Waste Management	282,441,020	420,378,626	678,314,244	671,690,218	212,481,310
Waste Water Management	1,011,549,197	1,016,417,983	821,470,487	1,012,133,357	491,090,294
Pollution abatement	13,070,107	22,016,564	12,497,320	12,919,624	11,880,360
Protection of Biodiversity and Landscape	55,668,040	313,159,185	428,904,109	662,703,454	94,339,299
R&D Environmental protection	-	-	-	-	-
Environmental Protection N.E.C	147,434,199	55,425,896	76,044,140	75,686,858	74,891,858
Housing and Community Amenities	1,934,720,748	2,766,390,400	2,816,906,813	3,452,222,430	3,012,655,099
Housing Development	343,954,080	907,336,519	848,805,165	1,188,757,764	638,472,634
Community Development	1,474,206,015	1,676,582,002	1,863,016,839	2,152,506,297	2,289,820,176
Water Supply	116,560,653	173,672,299	83,233,255	89,429,092	63,269,150
Street Lighting	-	1,417,500	2,544,554	1,272,277	636,139
Housing and Community Amenities N.E.C	-	7,382,080	19,307,000	20,257,000	20,457,000

	2021 Actual	2022 Revised	2023 Approved	2024 Approved	2025 Approved
Health	4,752,294,812	4,490,260,447	5,042,588,528	4,806,421,387	4,461,219,830
Medical products,appliances and equipment	-	236,248,839	8,051,272	8,059,888	8,068,865
Hospital Services	3,565,063,722	3,821,783,311	4,644,054,021	4,399,158,928	4,070,269,872
Public Health Services	1,187,183,090	426,967,154	386,952,074	395,661,019	379,328,695
R&D Health	-	4,426,067	3,531,161	3,541,552	3,552,398
Health N.E.C	48,000	835,076	-	-	-
Recreation, Culture and Religion	731,788,766	1,072,606,503	995,397,150	1,116,678,069	936,424,490
Recreational and Sporting Services	407,791,993	604,299,445	457,090,846	570,417,724	437,790,489
Cultural Services	37,860,257	43,448,092	64,559,582	58,500,856	52,525,811
Broadcasting and Publishing Services	6,923,877	87,194,396	98,419,824	98,008,499	98,045,852
Religious and Other Community Services	279,212,639	337,664,570	375,326,898	389,750,990	348,062,338
Education	3,726,738,922	4,362,877,571	4,649,164,772	4,778,395,179	4,493,135,812
Pre-primary and primary education	-	-	1,188,369,830	1,188,369,830	1,188,369,830
Secondary education	-	-	941,726,305	948,665,305	941,726,305
Postsecondary nontertiary education	-	-	83,204,897	83,204,897	83,204,897
Tertiary education	812,564,361	830,098,697	862,106,833	876,641,382	871,574,988
Education n.e.c	2,914,174,561	3,532,778,874	1,573,756,907	1,681,513,765	1,408,259,792
Social Protection	3,784,690,176	4,102,966,838	3,920,799,156	3,978,384,640	4,099,234,213
Sickness and Disability	2,004,660,394	2,157,521,732	1,636,791,592	1,595,193,284	1,620,945,914
Old Age	1,413,399,408	1,491,865,005	1,570,310,975	1,660,320,975	1,749,430,975
Family and Children	239,176,890	283,314,689	348,232,359	350,982,906	346,535,877
Social exclusion n.e.cc	21,932,936	121,496,745	150,671,701	150,982,807	153,383,186
Medical products,appliances and equipment	105,520,548	48,768,667	214,792,529	220,904,668	228,938,261

4.3 PROGRAM BUDGETS OF ACCOUNTABLE GOVERNMENT AGENCIES

(In MVR)

Accountable Government Agency/ Program	2022 Revised	2023 Approved	2024 Approved	2025 Approved
Total	42,847,161,850	42,840,801,398	46,849,143,754	45,434,127,395
President's Office	193,583,745	206,798,515	195,223,134	196,526,407
Chief of Staff and Executive and Corporate Services	69,648,119	75,994,257	71,315,560	72,826,310
Chief of Staff and Administration	32,787,928	35,208,421	31,230,747	31,198,571
Secretariat of the President and Vice President	35,971,899	30,491,835	32,529,436	33,367,524
Political & Parliamentary and Legal Affairs Offices	6,193,082	7,011,230	7,011,230	7,011,230
Cabinet Office	13,927,074	18,932,962	19,057,962	19,057,962
Communication	9,725,755	17,299,462	13,799,462	13,799,462
Policy Formulation & Coordination	24,079,724	20,234,299	18,639,299	18,139,299
Climate change	1,250,164	1,626,049	1,639,438	1,126,049
People's Majlis	166,944,580	209,259,861	184,727,003	183,627,003
Executive Management & Corporate Services	35,683,926	67,342,224	43,050,845	41,763,685
Sergeant At Arms & Internal Security & Escort Services	1,748,749	2,834,279	2,834,279	2,834,279
Members Of Parliament	98,218,862	101,929,026	101,929,026	101,929,026
International Affairs	6,552,872	6,778,160	6,778,160	6,778,160
Legal Affairs	18,393,655	22,926,770	22,926,770	22,926,770
Media And Education	2,571,636	3,583,659	3,583,659	3,583,659
Speakers Residence	3,774,880	3,865,743	3,624,264	3,811,424
Department of Judicial Administration	520,880,367	587,728,509	617,112,838	576,911,628
Executive and Corporate Services	129,429,797	144,713,474	174,940,226	134,181,255
Supreme Court	23,324,792	26,056,277	25,282,377	25,282,377
High Court	27,660,948	30,800,011	30,799,511	30,799,511
Criminal Court	30,007,300	35,475,842	35,505,042	35,505,042
Civil Court	37,875,959	40,308,018	39,190,245	39,000,183
Juvenile Court	9,167,464	11,400,000	11,244,000	11,244,000
Drug Court	12,901,593	13,276,027	13,416,987	13,416,987
Family Court	25,373,764	24,982,003	25,232,003	25,232,003
Magistrate Courts	219,363,089	252,860,025	252,860,025	252,860,025
Judicial Academy	2,981,769	5,146,831	5,929,711	5,929,711
Chief Justices Official Residence	2,793,892	2,710,001	2,712,711	3,460,534
Judicial Service Commission	15,621,224	17,782,671	18,162,900	18,258,948
Executive and Corporate Services	11,015,129	11,800,344	12,004,766	12,081,895
Judicial Human Resource And Judicial Service	2,058,593	3,245,399	3,270,276	3,278,392

Accountable Government Agency/ Program	2022 Revised	2023 Approved	2024 Approved	2025 Approved
Legal, Complaints and Investigation	2,547,502	2,736,928	2,887,858	2,898,661
Elections Commission	60,332,649	120,696,000	80,796,000	30,996,000
Executive and Corporate Services	17,710,897	22,775,450	22,875,450	23,075,450
Political Party Regulation, Coordination&Community Awareness	39,890,474	94,916,670	54,916,670	4,916,670
Information Technology & Communications	2,731,278	3,003,880	3,003,880	3,003,880
Civil Service Commission	29,730,549	32,100,000	29,600,000	29,700,000
Executive and Corporate services	15,826,989	17,811,930	15,311,930	15,411,930
CS Monitoring and Enforcement	5,996,508	6,729,152	6,729,152	6,729,152
CS Reforms and Development	2,306,886	1,875,135	1,875,135	1,875,135
CS Training and Development	2,768,029	2,455,431	2,455,431	2,455,431
Employee relations	2,832,137	3,228,352	3,228,352	3,228,352
Human Rights Commission	29,056,024	31,031,269	30,000,000	30,100,000
Executive & Corporate Services	15,332,108	15,799,860	15,392,991	15,492,991
Human Rights Protection & Promotion	13,723,916	15,231,409	14,607,009	14,607,009
Anti-Corruption Commission	40,160,968	50,718,648	47,466,648	47,466,648
Corporate Services	18,205,336	23,227,280	20,334,008	20,612,352
Prevention	1,152,564	3,270,284	2,908,356	2,628,912
Investigation	18,442,554	22,279,028	22,282,228	22,283,328
Legal & Compliance	2,360,514	1,942,056	1,942,056	1,942,056
Auditor General's Office	76,551,500	93,400,000	99,140,000	99,140,000
Executive and Corporate Services	43,688,123	55,699,402	61,439,402	61,439,402
Finance and Compliance Audit	30,777,978	36,000,438	36,000,438	36,000,438
Technical & Legal Services	2,085,399	1,700,160	1,700,160	1,700,160
Prosecutor General's Office	66,455,578	69,520,664	68,301,955	68,315,992
Executive & Corporate Services	19,487,448	20,060,711	18,838,799	18,849,629
Prosecution	46,968,130	49,459,953	49,463,156	49,466,363
Maldives Inland revenue Authority	104,558,697	116,400,000	115,438,239	115,834,150
Corporate Governance & Our People	21,931,338	27,471,992	27,177,481	27,245,487
Information Technology	9,301,738	10,320,353	10,967,555	11,006,182
Planning & Development	7,473,134	10,761,173	9,866,598	9,922,411
Technical & Facilitation	7,973,429	7,411,218	6,731,096	6,731,096
Tax Administration Services	22,977,362	23,920,194	23,986,598	24,002,292
Compliance & Debt Collection	34,901,696	36,515,070	36,708,911	36,926,682
Employment Tribunal	11,129,425	12,000,000	12,000,000	12,000,000
Court Administration	3,679,537	3,500,275	3,494,075	3,498,611
Case Management, Legal, & Research	7,449,888	8,499,725	8,505,925	8,501,389

Accountable Government Agency/ Program	2022 Revised	2023 Approved	2024 Approved	2025 Approved
Maldives Media Council	4,964,287	5,199,000	5,135,542	5,135,542
Corporate Services	3,478,814	3,608,801	3,541,241	3,541,241
Media Services	1,167,652	1,354,022	1,358,124	1,358,124
Legal Services	317,821	236,177	236,177	236,177
Maldives Broadcasting Commission	9,713,969	10,135,822	9,715,177	9,715,177
Human Resources and Administration	7,525,937	7,921,579	7,741,579	7,751,579
Planning and Policy	781,829	684,950	694,950	684,950
Legal Affairs, Monitoring and Licensing	1,406,203	1,529,293	1,278,648	1,278,648
Tax Appeal Tribunal	10,607,345	10,682,617	10,500,000	10,500,000
Corporate Affairs	6,661,542	6,623,803	6,440,781	6,434,244
Legal, Reporting & Case Management	3,945,803	4,058,814	4,059,219	4,065,756
Local Government Authority	62,341,509	72,273,584	60,433,539	64,231,396
Executive and Corporate Services	44,715,588	60,292,069	50,301,037	54,341,140
Planning & Development	13,581,372	6,322,196	4,513,916	4,588,916
Council Support Service & Monitoring	4,044,549	5,659,319	5,618,586	5,301,340
Information Commissioner's Office	4,466,482	4,800,000	4,800,000	4,900,000
Corporate Services & Commissioners Bureau	2,990,612	3,124,688	3,002,534	3,098,491
Legal & Case Management	862,633	958,680	958,680	958,680
Programs & Development	613,237	716,632	838,786	842,829
National Integrity Commission	13,017,721	13,900,002	13,711,903	13,809,195
Corporate Service	10,172,777	9,622,211	9,504,112	9,601,404
Legal, Complaints and Investigation	2,844,944	3,384,964	3,314,964	3,314,964
Prevention	-	892,827	892,827	892,827
Family Protection Authority	8,496,486	12,120,632	10,921,850	10,436,955
Corporate and Executive Program	4,026,032	6,296,044	6,541,634	5,956,739
Capacity Development and Advocacy Program	2,152,826	1,422,594	1,422,594	1,422,594
Referral and Monitoring Program	1,220,417	1,370,390	1,370,390	1,370,390
Bureau	771,605	-	-	-
Legal Affairs	325,606	-	-	-
Research and Policy Program	-	1,929,822	985,450	1,085,450
Service Delivery Program	-	1,101,782	601,782	601,782
Office of Ombudsperson for Transitional Justice	15,135,611	8,705,703	-	-
Corporate Support and Informed Decision Making	8,098,488	4,337,368	-	-
Core Technical Support Services	7,037,123	4,368,335	-	-
Children's Ombudsperson's Office	8,294,450	9,130,000	9,330,000	9,430,000
Executive and Corporate Services	3,258,434	4,052,878	4,252,878	4,352,878

Accountable Government Agency/ Program	2022 Revised	2023 Approved	2024 Approved	2025 Approved
Advocacy & Awareness	986,485	1,009,530	1,009,530	1,009,530
Compliance & Enforcement	1,713,977	1,495,866	1,495,866	1,495,866
Investigation & Legal	1,680,218	1,698,296	1,698,296	1,698,296
Monitoring & Evaluation	655,336	873,430	873,430	873,430
Attorney General's Office	35,308,499	37,242,512	35,868,732	35,325,639
Executive and Corporate Services	12,286,045	16,317,476	15,005,706	15,116,933
Strengthen regulatory environment and promote rule of law	23,022,454	20,925,036	20,863,026	20,208,706
Maldives International Arbitration Centre	4,708,905	5,899,089	5,992,861	5,992,861
Executive & Corporate Services	2,755,038	3,192,949	3,232,188	3,232,188
Arbitration & Case Management	784,421	1,453,936	1,475,837	1,475,837
IT Services & Capacity Building	1,169,446	1,252,204	1,284,836	1,284,836
Ministry of Finance	878,324,311	850,208,276	622,943,978	140,554,315
Executive and Corporate Services	57,101,694	45,768,116	41,691,002	41,891,002
Treasury and Public Accounts Management	4,655,133	4,888,476	4,888,476	4,888,476
Fiscal Affairs, Resource Mobilization and Debt Management	805,538,220	785,716,802	562,649,668	80,060,005
Govern. of Tenders, CS Salaries, Privatis., Procm. And Audit	11,029,264	13,834,882	13,714,832	13,714,832
Special Budget	12,747,461,603	11,619,905,675	13,760,118,701	17,354,116,754
Provision for Governments New Policies	-	493,183,123	1,914,019,616	3,163,021,568
Benefit scheme for Former Presidents	11,574,162	15,700,000	15,700,000	15,700,000
Utility and General Administration of the Government/State	191,290,999	393,044,860	395,044,860	402,956,260
Budget for Extrabudgetary Entities	41,883,333	78,057,724	81,435,346	84,078,027
Public Services via SOEs	70,000,000	80,000,000	80,000,000	80,000,000
Finance Charges/Interest Expenses & Repayments	6,000,556,275	5,537,940,833	6,443,221,654	8,918,041,918
Subsidies, Welfare Expenses & Transfers	3,800,741,669	2,300,059,921	2,279,080,272	2,152,999,822
Capital Contributions to SOEs	2,125,117,829	764,031,968	525,111,945	434,031,968
Capital Contribution to multi-lateral corporations	25,216,838	21,427,102	9,776,683	2,864,715
Contingency	38,036,000	1,831,956,570	2,016,728,325	2,100,422,476
Treasury Loans	443,044,498	104,503,574	-	-
Pension Budget	1,487,756,672	1,566,800,000	1,656,500,000	1,746,200,000
State Pension	1,221,192,302	1,262,896,364	1,336,442,767	1,406,711,906
Retirement Pensions (Other Pensions)	266,564,370	303,903,636	320,057,233	339,488,094
Ministry of Defence	31,764,133	21,246,723	18,528,135	18,628,135
Executive and Corporate Services	26,311,423	14,093,482	11,374,894	11,474,894
Department of International Defence Cooperation & Policy	276,484	284,601	284,601	284,601
Chemical Management	428,825	479,893	479,893	479,893

Accountable Government Agency/ Program	2022	2023	2024	2025
	Revised	Approved	Approved	Approved
Directorate of Aviation Security Administration	2,258,943	2,805,035	2,805,035	2,805,035
Anti-TIP office	954,547	1,162,200	1,162,200	1,162,200
NCTC	1,110,160	1,828,179	1,828,179	1,828,179
Department of Strategic Security and Assessment (DSA)	174,522	435,657	435,657	435,657
Maldives Hydrographic Service	249,229	157,676	157,676	157,676
Aviation Security Command	139,617,301	155,076,081	154,947,039	154,960,318
Executive and Administrative Services	8,947,009	10,939,640	10,915,898	10,943,295
Operations	130,670,292	144,136,441	144,031,141	144,017,023
Maldives National Defense Force	1,544,049,482	1,670,128,819	1,577,737,722	1,591,148,397
Executive & Administrative Services	208,482,279	236,111,035	224,524,609	224,248,069
Combat And Maneuver Forces	378,081,377	439,545,861	443,199,079	444,908,158
Logistic Support Services	681,805,062	766,003,421	681,567,109	693,527,560
Functional Commands	171,319,965	154,202,095	154,186,341	154,202,027
Combatant Commands	104,360,799	74,266,407	74,260,584	74,262,583
Maldives Immigration	146,275,166	164,770,852	163,899,899	163,855,577
Corporate Affairs & organisational reform	49,192,310	52,473,806	53,065,433	53,021,111
People-centered services	32,977,387	39,236,827	37,774,247	37,774,247
Border Control Facilitation	30,901,001	37,633,656	37,633,656	37,633,656
Migration management	33,204,468	35,426,563	35,426,563	35,426,563
National Disaster Management Authority	33,918,089	11,826,113	15,769,902	11,548,210
Corporate Affairs	4,631,977	5,512,516	5,512,516	5,512,516
Emergency Management	26,896,828	3,353,344	3,353,344	3,353,344
Disaster Preparedness and Risk Reduction	1,534,361	2,055,185	5,998,974	1,777,282
Policy and Planning	854,923	905,068	905,068	905,068
Ministry of Home Affairs	81,526,578	139,672,408	147,803,134	114,807,801
Executive and Corporate Services	21,599,723	26,069,184	25,270,982	25,109,236
Monitoring, Rehabilitation, & Piece	24,105,705	68,679,983	75,796,352	44,799,028
Program & Event Management	5,558,277	3,708,618	3,708,618	3,708,618
Media	1,582,151	1,566,689	1,566,689	1,566,689
Local Governance	6,828,054	9,503,179	9,503,179	9,503,179
National Reintegration Center	7,128,564	8,679,507	8,629,507	8,629,507
Department of Juvenile Justice	14,724,104	21,465,248	23,327,807	21,491,544
Maldives Police Service	1,823,102,612	2,052,227,924	2,017,661,746	2,016,939,899
Executive and Corporate Services	33,499,269	39,205,492	39,145,647	39,245,490
Training & Development	58,642,562	78,045,020	78,177,085	78,324,524
Professional Standard Command	8,823,044	9,259,806	9,322,806	9,364,806

Accountable Government Agency/ Program	2022 Revised	2023 Approved	2024 Approved	2025 Approved
Specialist Support	94,087,793	160,009,429	161,794,665	163,758,608
Forensic Services	45,154,538	54,453,213	54,567,204	54,696,652
Resource Management	293,675,795	299,186,409	258,995,117	247,296,111
Support Services	165,660,297	281,862,405	288,366,883	295,221,129
Crime Investigation Command	119,872,470	89,468,298	88,487,609	88,509,536
Directorate of Intelligence	133,332,386	135,943,392	135,951,737	135,961,214
Central Policing Command	406,978,037	391,869,173	392,280,371	392,748,324
Divisional Operational Command	463,376,421	512,925,287	510,572,622	511,813,505
Maldives Correctional Service	310,582,841	400,564,748	393,554,114	392,054,836
Executive Services	67,393,040	8,347,842	8,347,842	8,347,842
Support Services	957,093	111,710,908	113,310,908	115,210,908
Rehabilitation & Reintegration	1,727,847	-	-	-
Parole office	3,124,600	-	-	-
Operational Services	209,488,581	280,505,998	271,895,364	268,496,086
Institute for Correctional Studies	3,689,174	-	-	-
Operational Management	6,671,173	-	-	-
Emergency Support Service	17,531,333	-	-	-
Maldives Customs Service	246,086,653	256,210,272	234,188,617	233,015,200
Human Capital Management	9,317,865	10,317,120	10,217,120	10,217,120
Organization Strengthening	50,788,460	47,946,551	48,282,011	48,562,011
Facilitation & Risk Management	14,649,331	38,827,690	16,769,748	16,769,748
Border Security and Enforcement	167,438,004	155,501,634	155,337,921	153,864,504
Partnership and Coordination	3,892,993	3,617,277	3,581,817	3,601,817
Ministry of Education	3,532,778,874	3,787,057,939	3,901,753,797	3,621,560,824
Executive and Corporate Services	305,299,588	152,049,167	153,566,744	154,263,891
School Administration	3,120,416,021	3,549,866,376	3,662,422,178	3,381,183,486
Quality Education & Assessment	67,224,749	37,707,685	38,331,559	38,639,175
Equitable access & Special needs	10,030,941	12,369,962	12,378,752	12,387,552
National Institute of Education	29,807,575	35,064,749	35,054,564	35,086,720
Ministry of Higher Education	603,084,570	625,425,982	640,952,207	641,710,393
Executive & Corporate Services	45,707,575	41,098,115	54,043,702	38,537,279
Higher Education Facilitating	509,332,555	526,744,961	542,411,161	558,547,347
Policy Planning	1,047,664	982,541	982,541	982,541
Maldives Qualification Authority	5,594,911	7,591,668	7,154,907	7,194,907
Maldives Polytechnic	36,969,867	43,049,171	30,399,900	30,498,325
Maldives National Skills Development Authority	4,431,998	5,959,526	5,959,996	5,949,994

Accountable Government Agency/ Program	2022 Revised	2023 Approved	2024 Approved	2025 Approved
Maldives Islamic University	51,062,256	52,669,712	52,150,082	49,150,082
Executive and Corporate Services	26,309,180	22,167,920	22,623,290	22,657,990
Research & Innovation	4,323,188	4,804,329	4,868,330	4,998,680
Accademic Affairs	20,429,888	20,697,463	20,658,462	20,693,412
Maldives National University	177,138,696	188,799,363	188,925,845	180,714,513
Executive and Corporate Services	31,032,954	34,436,816	35,434,924	26,928,496
Central Academic Support	11,529,143	12,462,919	11,862,919	11,862,919
Academic & Research	134,576,599	141,899,628	141,628,002	141,923,098
Ministry of Foreign Affairs	321,365,263	367,687,156	369,079,403	369,226,605
Corporate Affairs & Permanent Secretary	181,597,898	228,722,758	229,631,617	229,778,819
Bilateral and Multilateral engagements	83,157,790	76,997,625	77,288,500	77,288,500
Indian Ocean Region	52,024,969	57,014,075	57,206,588	57,206,588
Economic and trade diplomacy	2,037,191	2,385,241	2,385,241	2,385,241
Consular services & Foreign Service Institute	2,547,415	2,567,457	2,567,457	2,567,457
Ministry of Health	1,892,589,136	2,229,011,232	2,032,490,565	1,764,492,597
Executive and Corporate Services	365,902,533	676,365,630	464,661,156	224,048,293
Governance	1,648,726	4,073,635	4,091,580	4,110,318
Health/Medical & Emergency Infrastructure	50,486,038	10,170,242	8,059,888	8,068,865
Health Services Delivery	926,598,105	1,244,357,733	1,242,830,187	1,243,617,723
Quality Assurance & Regulation	2,924,867	4,966,780	4,987,766	5,009,551
Boards & Council Secretariat	2,165,508	3,819,636	3,831,042	3,842,899
Central Medical Supplies	223,804,456	-	-	-
Health Protection Agency	140,638,146	107,166,943	128,727,219	99,965,291
Maldives Food & Drug Authority	27,312,852	27,086,879	27,104,715	27,123,112
Maldivian Blood Services	33,430,978	30,726,016	30,953,813	30,615,505
Health Information Management & Research	4,426,067	3,531,161	3,541,552	3,552,398
National Drug Agency	113,250,860	116,746,577	113,701,647	114,538,642
Indira Gandhi Memorial Hospital	1,296,285,415	1,232,781,926	1,243,331,857	1,253,292,673
Executive and Corporate Services	325,332,200	315,865,309	317,134,231	315,880,532
Medical Services	501,567,940	509,892,050	515,647,690	522,917,490
Nursing Services	440,085,314	365,377,859	367,617,059	369,901,043
Villimale Hospital	29,299,961	41,646,708	42,932,877	44,593,608
Hulhumale Hospital	318,509,580	411,881,690	400,410,056	380,165,475
Executive and Corporate Services	131,432,462	125,423,872	117,268,725	95,849,619
Medical Services	131,916,027	209,817,076	206,299,140	207,271,536
Nursing Services	55,161,091	76,640,742	76,842,191	77,044,320

Accountable Government Agency/ Program	2022 Revised	2023 Approved	2024 Approved	2025 Approved
Kulhudhuffushi Regional Hospital	241,089,272	320,333,589	285,922,154	268,396,383
Corporate Services	92,120,670	143,246,423	120,475,035	109,876,142
Clinical Services	32,227,465	44,200,454	37,675,583	35,428,083
Diagnostic & Therapeutic Service	8,980,977	9,665,327	9,665,327	9,665,327
Nursing Service	29,812,010	35,322,041	35,322,041	35,322,041
Public Health Service	2,081,075	2,631,712	2,631,712	2,631,712
Health Centers	75,867,075	85,267,632	80,152,456	75,473,078
Ungoofaaru Regional Hospital	172,777,620	215,545,011	212,002,543	181,892,846
Corporate Services	60,406,467	84,060,520	78,823,260	54,108,921
Clinical Services	4,768,030	5,255,746	5,255,746	5,255,746
Diagnostic & Therapeutic Service	4,610,774	7,151,991	5,151,991	5,151,991
Nursing Service	43,510,282	42,668,328	42,668,328	42,668,328
Public Health Services	774,346	874,747	874,747	874,747
Health Centers	58,707,721	75,533,679	79,228,471	73,833,113
Gan Regional Hospital	161,232,492	212,407,161	219,190,956	200,847,573
Executive and Corporate Services	31,480,576	76,292,707	87,708,196	69,364,813
Clinical Services	19,361,686	25,083,342	25,083,342	25,083,342
Diagnostic & Therapeutic Service	24,826,732	16,704,491	11,812,149	11,812,149
Nursing	35,999,513	34,809,426	35,070,074	35,070,074
Public Health	2,330,325	2,327,370	2,327,370	2,327,370
Outpatient	10,046,449	10,037,492	10,037,492	10,037,492
Health Centers	37,187,211	47,152,333	47,152,333	47,152,333
Abdul Samad Memorial Hospital	153,845,594	211,097,123	197,872,111	185,191,601
Executive and Corporate Services	56,304,654	101,540,785	89,052,057	75,983,135
Clinical Services	17,139,547	23,663,805	23,663,805	23,663,805
Diagnostic & Therapeutic Service	5,092,973	5,295,769	4,904,769	4,866,769
Nursing Service	22,698,483	25,110,312	25,118,192	25,140,792
Public Health	1,011,639	1,345,131	1,411,131	1,411,131
Health Centers	51,598,298	54,141,321	53,722,157	54,125,969
Addu Equatorial Hospital	263,507,873	277,640,053	285,109,471	300,771,340
Executive and Corporate Services	81,387,432	142,995,948	148,080,322	161,644,056
Medical Administration	7,697,502	-	-	-
Medical and Surgical Services	25,162,173	90,370,645	92,674,847	94,679,698
Clinical Diagnostic & Imaging	28,511,161	-	-	-
Public Health Services	19,149,774	1,990,278	1,990,278	1,990,278
Health Centers	31,630,085	42,283,182	42,364,024	42,457,308

Accountable Government Agency/ Program	2022 Revised	2023 Approved	2024 Approved	2025 Approved
Nursing Administration	7,703,823	-	-	-
Medical & Surgical Nursing	32,049,768	-	-	-
Operating Room & Associated Services (Nursing)	13,776,676	-	-	-
Maternal, Child Health & Critical Care	16,439,479	-	-	-
Ministry of Economic Development	222,734,740	289,412,782	237,505,562	242,400,093
Executive and Corporate Services	50,976,300	135,164,357	121,330,379	131,140,035
Business Services	18,487,569	14,680,732	14,694,232	14,708,138
Human Resources & Employment	63,477,239	64,394,780	26,026,431	22,091,209
Labor Relations	19,201,715	21,065,257	20,153,080	20,195,754
Trade & Investment	65,337,400	50,778,140	51,971,924	50,935,441
Policy & Economic Research	5,254,517	3,329,516	3,329,516	3,329,516
Ministry of Transport & Civil Aviation	43,425,726	43,926,093	47,283,308	48,405,747
Executive & Corporate Affairs	25,241,263	24,276,057	24,264,273	25,771,979
Planning & Policy Assessment	1,590,999	286,845	298,656	303,416
Maldives Transport Authority	16,593,464	19,363,191	22,720,379	22,330,352
Ministry of Tourism	64,396,428	35,512,301	29,443,831	29,967,925
Executive & Corporate Services	15,481,840	16,889,660	16,837,660	16,859,660
Policy & Development	17,994,443	10,857,117	5,015,647	5,342,741
Destination Management	24,665,900	1,415,938	1,415,938	1,415,938
Industry Relations	4,115,967	3,429,452	3,429,452	3,429,452
Quality Assurance	2,138,278	2,920,134	2,745,134	2,920,134
Ministry of Youth, Sports & Community Empowerment	538,597,357	416,663,619	565,822,175	394,107,200
Corporate Affairs, Projects & Planning	376,849,780	281,485,740	435,464,296	263,749,321
Youth	23,967,166	15,595,184	15,595,184	15,595,184
Sports	133,797,330	108,452,083	103,632,083	103,632,083
Community	3,983,081	11,130,612	11,130,612	11,130,612
Ministry of Arts, Culture and Heritage	57,466,071	81,171,391	74,326,953	68,096,621
Corporate Affairs	16,529,549	25,801,416	21,115,566	18,385,881
Dhivehi Bahu Academy	6,042,901	6,880,002	6,852,266	6,874,266
National Center for Cultural Heritage	14,154,337	18,598,839	17,161,996	14,627,996
National Center for Arts	7,714,637	14,638,525	13,673,428	12,607,428
National Archives	5,276,454	5,482,600	5,455,973	5,473,973
National Library	5,232,053	6,685,007	6,909,944	6,931,944
National Bureau of classification	2,516,140	3,085,002	3,157,780	3,195,133
Ministry of National Planning, Housing and Infrastructure	6,307,778,692	5,385,982,300	7,467,868,926	4,316,214,042
Executive and Corporate Services	110,021,332	85,690,361	86,090,361	86,990,361

Accountable Government Agency/ Program	2022 Revised	2023 Approved	2024 Approved	2025 Approved
Infrastructure	6,038,627,143	5,164,815,105	7,251,868,923	4,099,864,039
Public Work Services	64,298,777	61,830,300	61,830,300	61,830,300
Facilities Monitoring	33,849	-	-	-
National Planning	4,341,142	10,530,779	10,530,779	10,530,779
Housing Data Management & Digitalization	4,980,714	6,669,512	6,669,512	6,669,512
Housing Sector Development	480,790	-	-	-
Construction Industry Development	5,562,872	10,275,410	10,275,410	10,275,410
National Bureau of Statistics	57,049,969	17,128,332	13,361,140	13,411,140
Maldives Land and Survey Authority	7,301,714	7,782,487	7,782,487	7,782,487
Department of National Registration	15,080,390	21,260,014	19,460,014	18,860,014
Ministry of Fisheries, Marine Resources and Agriculture	153,581,795	161,150,495	147,735,139	87,380,011
Executive and Corporate Services	16,327,434	17,457,186	17,956,125	17,253,197
Agriculture	30,131,006	32,199,096	24,295,540	26,302,320
Fisheries	93,916,751	94,294,103	87,807,381	26,078,322
Marine Research	6,787,311	11,069,424	11,307,906	11,465,602
Policy, Planning & Resource Management	6,419,293	6,130,686	6,368,187	6,280,570
Ministry of Islamic Affairs	337,662,350	374,958,920	389,849,810	347,972,161
Executive and Corporate Services	26,427,572	42,496,615	42,230,299	42,455,511
Mosque Affairs	215,979,498	222,445,764	229,024,747	184,527,433
Islamic Affairs	77,534,316	88,074,150	96,632,673	99,015,426
National Center for Holy Quran	15,614,504	18,722,231	18,729,231	18,736,231
Supreme Council for Islamic Affairs	2,106,460	3,220,160	3,232,860	3,237,560
Ministry of Environment, Climate Change and Tehcnology	857,493,062	1,321,131,604	1,212,446,215	605,604,296
Infrastructure	709,244	-	-	-
Executive & Corporate Services	30,064,100	34,995,173	35,156,375	34,206,375
Climate Change	25,361,764	20,989,857	21,246,042	14,633,072
Maldives Meterological Services	29,673,781	36,900,000	36,700,000	36,300,000
Environment Management & Conservation	36,393,305	57,705,122	61,622,576	80,558,938
Waste Management & Pollution Control	407,017,503	662,562,199	655,882,493	196,065,256
Environment Protection Agency	13,028,778	18,733,992	18,562,809	18,717,809
Energy	193,359,476	299,568,699	221,551,613	67,656,033
Water & Sanitation	30,301,996	58,565,978	27,800,942	22,222,392
Utility Regulation Authority	7,382,080	19,307,000	20,257,000	20,457,000
National Center for Information Technology	77,332,477	102,906,400	104,669,181	105,690,237
Communication Authority of Maldives	6,868,558	8,897,184	8,997,184	9,097,184
Ministry Of Gender, Family and Social Services	206,055,550	238,550,580	231,975,735	224,725,004

Accountable Government Agency/ Program	2022	2023	2024	2025
	Revised	Approved	Approved	Approved
Executive & Corporate Service	74,215,697	112,599,034	107,898,306	100,620,915
Gender Mainstreaming And Empowerment	5,543,436	3,400,000	1,109,527	1,119,340
Family And Community Development	1,011,011	800,080	800,080	800,080
Elderly Rights And Well-Being	4,092,651	3,200,975	3,200,975	3,200,975
Disability Rights And Well-Being	5,563,032	2,022,683	2,028,799	2,035,099
Policy Planning, Monitoring & Research	1,477,692	1,303,046	1,303,046	1,303,046
Quality Assurance	992,328	600,000	600,000	600,000
Social Service	92,064,307	99,735,503	100,145,743	100,156,290
Child & Family Protection Service	21,095,396	14,889,259	14,889,259	14,889,259
National Social Protection Agency	2,293,991,852	1,920,338,645	1,895,753,403	1,933,857,077
Corporate Affairs	23,968,096	19,698,759	19,505,413	19,405,841
Social Protection	2,270,023,756	1,900,639,886	1,876,247,990	1,914,451,236
Male' City Council	1,616,185,575	1,793,501,742	2,091,910,342	2,221,801,330
Block Grant for local councils	1,616,185,575	1,793,501,742	2,091,910,342	2,221,801,330

4.4 GOVERNMENT DOMESTIC EXPENDITURE BY OFFICE

(IN MVR)

		Capital				Total
		Recurrent	PSIP	Other Capital	Total Capital	
Total		28,309,174,353	3,286,252,892	5,499,354,129	8,785,607,021	37,094,781,374
S01	President's Office	199,942,675	-	6,855,840	6,855,840	206,798,515
1001	Presidents Office	165,494,454	-	6,095,640	6,095,640	171,590,094
1003	Official Residence of the President	27,946,159	-	705,200	705,200	28,651,359
1005	Official Residence of the Vice President	6,502,062	-	55,000	55,000	6,557,062
S02	People's Majlis	186,658,524	-	2,939,900	2,939,900	189,598,424
1242	People's Majlis	183,157,881	-	2,574,800	2,574,800	185,732,681
1544	Official Residence of the Speaker	3,500,643	-	365,100	365,100	3,865,743
S04	Department of Judicial Administration	519,256,601	46,362,097	22,109,811	68,471,908	587,728,509
1264	Department of Judicial Administration	96,704,208	46,362,097	6,794,000	53,156,097	149,860,305
1545	Official Residence of the Chief Justice	2,489,937	-	220,064	220,064	2,710,001
1248	Supreme Court of the Maldives	24,799,527	-	1,256,750	1,256,750	26,056,277
1249	High Court	29,126,046	-	1,673,965	1,673,965	30,800,011
1252	Civil Court	38,396,757	-	1,911,261	1,911,261	40,308,018
1253	Criminal Court	34,308,322	-	1,167,520	1,167,520	35,475,842
1254	Family Court	24,028,504	-	953,499	953,499	24,982,003
1255	Juvenile Court	10,969,550	-	430,450	430,450	11,400,000
1486	Drug Court	12,713,725	-	562,302	562,302	13,276,027
1251	Majistrate Courts	245,720,025	-	7,140,000	7,140,000	252,860,025
S03	Judicial Service Commission	17,565,727	-	216,944	216,944	17,782,671
1247	Judicial Service Commission	17,565,727	-	216,944	216,944	17,782,671
S05	Elections Commission	111,085,500	-	9,610,500	9,610,500	120,696,000
1244	Elections Commission	111,085,500	-	9,610,500	9,610,500	120,696,000
S06	Civil Service Commission	31,625,000	-	475,000	475,000	32,100,000
1256	Civil Service Commission	31,625,000	-	475,000	475,000	32,100,000
S07	Human Rights Commission	30,931,769	-	99,500	99,500	31,031,269
1246	Human Rights Commission	30,931,769	-	99,500	99,500	31,031,269
S08	Anti-Corruption Commission	48,457,358	-	2,261,290	2,261,290	50,718,648
1245	Anti-Corruption Commission	48,457,358	-	2,261,290	2,261,290	50,718,648
S09	Auditor General's Office	58,290,930	32,400,000	2,709,070	35,109,070	93,400,000
1243	Auditor General's Office	58,290,930	32,400,000	2,709,070	35,109,070	93,400,000
S10	Prosecutor General's Office	66,494,500	-	3,026,164	3,026,164	69,520,664
1257	Prosecutor General's Office	66,494,500	-	3,026,164	3,026,164	69,520,664
S11	Maldives Inland revenue Authority	113,084,473	-	3,315,527	3,315,527	116,400,000
1009	Maldives Inland revenue Authority	113,084,473	-	3,315,527	3,315,527	116,400,000

		Capital				Total
		Recurrent	PSIP	Other Capital	Total Capital	
S12	Employment Tribunal	11,388,500	-	611,500	611,500	12,000,000
1222	Employment Tribunal	11,388,500	-	611,500	611,500	12,000,000
S13	Maldives Media Council	5,079,740	-	119,260	119,260	5,199,000
1270	Maldives Media Council	5,079,740	-	119,260	119,260	5,199,000
S14	Maldives Broadcasting Commission	9,640,010	-	280,635	280,635	9,920,645
1478	Maldives Broadcasting Commission	9,640,010	-	280,635	280,635	9,920,645
S15	Tax Appeal Tribunal	10,546,252	-	136,365	136,365	10,682,617
1275	Tax Appeal Tribunal	10,546,252	-	136,365	136,365	10,682,617
S16	Local Government Authority	34,355,619	36,677,289	644,700	37,321,989	71,677,608
1276	Local Government Authority	34,355,619	36,677,289	644,700	37,321,989	71,677,608
S17	Information Commissioner's Office	4,734,525	-	65,475	65,475	4,800,000
1512	Information Commissioner's Office	4,734,525	-	65,475	65,475	4,800,000
S18	National Integrity Commission	13,790,002	-	110,000	110,000	13,900,002
1515	National Integrity Commission	13,790,002	-	110,000	110,000	13,900,002
S44	Family Protection Authority	11,804,309	-	316,323	316,323	12,120,632
1505	Family Protection Authority	11,804,309	-	316,323	316,323	12,120,632
S60	Office of Ombudsperson for Transitional Justice	8,560,728	-	144,975	144,975	8,705,703
1542	Office of Ombudsperson for Transitional Justice	8,560,728	-	144,975	144,975	8,705,703
S57	Children's Ombudsperson's Office	8,600,000	-	450,000	450,000	9,050,000
1540	Children's Ombudsperson's Office	8,600,000	-	450,000	450,000	9,050,000
S35	Attorney General's Office	36,486,512	-	756,000	756,000	37,242,512
1144	Attorney General's Office	36,486,512	-	756,000	756,000	37,242,512
S56	Maldives International Arbitration Centre	5,688,909	-	210,180	210,180	5,899,089
1535	Maldives International Arbitration Centre	5,688,909	-	210,180	210,180	5,899,089
S20	Ministry of Finance	75,124,135	140,000	830,450	970,450	76,094,585
1272	Ministry of Finance	75,124,135	140,000	830,450	970,450	76,094,585
S37	Special Budget	6,866,893,965	-	4,733,011,710	4,733,011,710	11,599,905,675
1265	Special Budget	6,866,893,965	-	4,733,011,710	4,733,011,710	11,599,905,675
S38	Pension Budget	1,566,800,000	-	-	-	1,566,800,000
1007	Pension Budget	1,566,800,000	-	-	-	1,566,800,000
S21	Ministry of Defence	17,942,029	-	586,106	586,106	18,528,135
1012	Ministry of Defence	15,956,174	-	586,106	586,106	16,542,280
1522	National Counterterrorism Centre	1,828,179	-	-	-	1,828,179
1546	Maldives Hydrographic Service	157,676	-	-	-	157,676
S55	Aviation Security Command	154,524,081	-	552,000	552,000	155,076,081
1498	Aviation Security Command	154,524,081	-	552,000	552,000	155,076,081
S45	Maldives National Defense Force	1,607,980,278	4,515,789	56,732,752	61,248,541	1,669,228,819
1013	Maldives National Defense Force	1,607,980,278	4,515,789	56,732,752	61,248,541	1,669,228,819

		Capital				Total
		Recurrent	PSIP	Other Capital	Total Capital	
S47	Maldives Immigration	157,747,037	1,160,358	5,863,457	7,023,815	164,770,852
1029	Maldives Immigration	157,747,037	1,160,358	5,863,457	7,023,815	164,770,852
S53	National Disaster Management Authority	9,975,500	963,613	887,000	1,850,613	11,826,113
1014	National Disaster Management Authority	9,975,500	963,613	887,000	1,850,613	11,826,113
S22	Ministry of Home Affairs	71,096,216	64,107,408	4,468,784	68,576,192	139,672,408
1016	Ministry of Home Affairs	53,126,205	64,107,408	3,200,000	67,307,408	120,433,613
1057	Department of Juvenile Justice	17,970,011	-	1,268,784	1,268,784	19,238,795
S39	Maldives Police Service	1,883,820,523	21,282,831	96,268,570	117,551,401	2,001,371,924
1027	Maldives Police Service	1,883,820,523	21,282,831	96,268,570	117,551,401	2,001,371,924
S46	Maldives Correctional Service	378,860,345	10,183,080	8,000,000	18,183,080	397,043,425
1025	Maldives Correctional Service	378,860,345	10,183,080	8,000,000	18,183,080	397,043,425
S40	Maldives Customs Service	240,383,726	1,637,130	14,189,416	15,826,546	256,210,272
1008	Maldives Customs Service	240,383,726	1,637,130	14,189,416	15,826,546	256,210,272
S23	Ministry of Education	3,437,564,389	285,144,358	43,532,192	328,676,550	3,766,240,939
1058	Ministry of Education	383,437,332	125,312,788	16,588,059	141,900,847	525,338,179
1060	Department of Public Examination	78,741,391	-	746,600	746,600	79,487,991
1518	Quality Assurance Department	7,434,494	-	142,700	142,700	7,577,194
1500	National Institute of Education	34,871,749	-	193,000	193,000	35,064,749
1533	Department of Inclusive Education	8,242,868	-	204,500	204,500	8,447,368
1062	MOE / Atoll School Construction	-	151,563,416	-	151,563,416	151,563,416
1063	MOE / Male' School Construction	-	8,268,154	-	8,268,154	8,268,154
1065	Majeediyya School	40,013,223	-	148,955	148,955	40,162,178
1066	Dharumavantha school	24,465,874	-	202,500	202,500	24,668,374
1067	Aminiyya School	56,380,546	-	134,020	134,020	56,514,566
1068	Iskandaru School	46,123,004	-	59,250	59,250	46,182,254
1069	Centre For Higher Secondary Education	30,086,968	-	209,220	209,220	30,296,188
1070	Al- Madrasathul Arabiyyathul Islamiyya	34,444,718	-	295,000	295,000	34,739,718
1071	Jamaaludeen School	44,039,021	-	248,000	248,000	44,287,021
1072	Thaajudeen School	41,547,133	-	186,398	186,398	41,733,531
1073	Kalaafaanu School	38,816,248	-	127,250	127,250	38,943,498
1075	Muhiyudeen School	27,724,172	-	261,678	261,678	27,985,850
1076	Imaadudeen School	46,058,690	-	337,300	337,300	46,395,990
1077	Ghaazee school	43,444,253	-	164,219	164,219	43,608,472
1526	Huravee School	67,458,761	-	218,000	218,000	67,676,761
1514	Rehendhi School	52,062,014	-	209,075	209,075	52,271,089
1543	Mohamed Qasim Pre-School	9,499,915	-	649,200	649,200	10,149,115
1261	Hiriya School	39,242,120	-	195,850	195,850	39,437,970
1537	Izzudeen School	15,168,074	-	165,150	165,150	15,333,224

		Capital				Total
		Recurrent	PSIP	Other Capital	Total Capital	
1547	Kaamil Didi Primary School	16,060,118	-	649,200	649,200	16,709,318
1079	Ha.Atoll Education Centre	24,923,956	-	146,150	146,150	25,070,106
1095	Ha.Atholhu Madharusaa	17,629,740	-	217,005	217,005	17,846,745
1080	Hdh.Atoll Education Centre	29,546,864	-	152,280	152,280	29,699,144
1081	Sh.Atoll Education Centre	11,876,888	-	191,075	191,075	12,067,963
1082	N.Atoll Education Centre	13,110,861	-	100,000	100,000	13,210,861
1083	R.Atoll Education Centre	20,336,406	-	193,500	193,500	20,529,906
1084	B.Atoll Education Centre	24,088,070	-	156,810	156,810	24,244,880
1085	LH.Atoll Education Centre	16,174,390	-	171,560	171,560	16,345,950
1111	Lh.Atoll School	13,241,583	-	72,024	72,024	13,313,607
1113	K.Atoll School	14,640,635	-	150,000	150,000	14,790,635
1086	Adh.Atoll Education Centre	19,375,720	-	142,235	142,235	19,517,955
1114	Adh.Atoll School	14,402,213	-	91,200	91,200	14,493,413
1087	F.Atoll Education Centre	21,432,881	-	150,000	150,000	21,582,881
1088	Dh.Atoll Education Centre	26,630,300	-	138,200	138,200	26,768,500
1089	TH.Atoll Education Centre	11,476,766	-	24,198	24,198	11,500,964
1090	L.Atoll Education Centre	24,600,777	-	99,580	99,580	24,700,357
1091	GA.Atoll Education Centre	23,247,167	-	114,600	114,600	23,361,767
1092	Gdh.Atoll Education Centre	17,308,658	-	61,500	61,500	17,370,158
1093	Gn.Atoll Education Centre	19,692,154	-	112,700	112,700	19,804,854
1096	Ihavandhoo School	27,393,199	-	81,750	81,750	27,474,949
1097	Madhurasathul Seikh Ibrahim	13,427,551	-	150,000	150,000	13,577,551
1098	Afeefudheen School	26,644,573	-	170,475	170,475	26,815,048
1099	Nolhivaram School	18,909,604	-	107,000	107,000	19,016,604
1100	Jalaaludeen School	27,481,518	-	137,235	137,235	27,618,753
1101	Sh.Atoll School	15,724,956	-	86,000	86,000	15,810,956
1102	Funadhoo School	21,558,580	-	74,336	74,336	21,632,916
1103	Milandhoo School	21,886,486	-	274,430	274,430	22,160,916
1104	Kendhikulhudhoo School	17,455,112	-	183,500	183,500	17,638,612
1105	Meyna School	19,001,405	-	107,100	107,100	19,108,505
1106	Ungoofaaru School	14,574,687	-	228,300	228,300	14,802,987
1107	Alifushee School	17,952,034	-	108,755	108,755	18,060,789
1108	Maduvaree School	10,424,823	-	134,550	134,550	10,559,373
1109	Hulhudhufaar School	14,536,267	-	203,413	203,413	14,739,680
1110	Thulhaadhoo School	16,455,545	-	130,100	130,100	16,585,645
1112	Madhurasathul Ifthithaah	24,264,140	-	214,544	214,544	24,478,684
1115	Hamadhibin Haleefa Al-saanee School	20,732,851	-	176,200	176,200	20,909,051
1116	L.Maavashu School	13,264,753	-	60,500	60,500	13,325,253

		Capital				Total
		Recurrent	PSIP	Other Capital	Total Capital	
1117	Aboobakuru School	15,592,910	-	61,500	61,500	15,654,410
1504	Thinadhoo School	14,034,633	-	155,245	155,245	14,189,878
1118	Hafiz Ahmed School	24,795,425	-	157,163	157,163	24,952,588
1119	Madharusathul Sheikh Mohamed Jamaaluddin / Gn.Fuvahmulah	25,811,804	-	323,555	323,555	26,135,359
1122	Feydhoo School	22,392,150	-	246,750	246,750	22,638,900
1120	Hithadhoo School	29,773,430	-	140,750	140,750	29,914,180
1121	Sharafuddheen School	36,895,727	-	292,500	292,500	37,188,227
1123	Addu High School	20,641,997	-	220,800	220,800	20,862,797
1541	S. Atoll School	25,411,902	-	208,000	208,000	25,619,902
1501	Northern Education Unit	271,617,196	-	2,752,000	2,752,000	274,369,196
1521	North Central Education Unit	284,039,142	-	2,891,500	2,891,500	286,930,642
1502	Central Education Unit	252,661,260	-	3,010,000	3,010,000	255,671,260
1520	South Central Education Unit	320,031,334	-	2,922,000	2,922,000	322,953,334
1503	Southern Education Unit	203,078,680	-	2,702,500	2,702,500	205,781,180
S48	Ministry of Higher Education	378,026,791	16,982,979	217,585,941	234,568,920	612,595,711
1129	Ministry of Higher Education	345,855,665	16,982,979	216,292,373	233,275,352	579,131,017
1142	Maldives Qualification Authority	7,072,618	-	519,050	519,050	7,591,668
1263	Maldives Polytechnic	19,414,532	-	498,968	498,968	19,913,500
1482	Maldives National Skills Development Authority	5,683,976	-	275,550	275,550	5,959,526
S24	Maldives Islamic University	42,280,997	5,000,000	1,888,715	6,888,715	49,169,712
1141	Maldives Islamic University	42,280,997	5,000,000	1,888,715	6,888,715	49,169,712
S25	Maldives National University	177,899,701	8,071,800	2,599,925	10,671,725	188,571,426
1130	Maldives National University	31,479,040	8,071,800	520,960	8,592,760	40,071,800
1131	Faculty of Education	13,399,760	-	200,250	200,250	13,600,010
1132	Faculty of Health Sciences	12,995,563	-	104,450	104,450	13,100,013
1133	Faculty of Management & Computing	10,967,745	-	187,300	187,300	11,155,045
1134	Faculty of Engineering Technology	13,680,014	-	120,000	120,000	13,800,014
1135	Faculty of Hospitality and Tourism Studies	11,730,850	-	269,150	269,150	12,000,000
1136	Centre for Maritime Studies	4,397,256	-	102,750	102,750	4,500,006
1137	Center for Education Technology & Excellence	3,389,210	-	110,790	110,790	3,500,000
1139	Atoll Campuses	15,746,301	-	253,700	253,700	16,000,001
1140	Faculty of Arts	9,382,161	-	118,000	118,000	9,500,161
1266	National Law Library	6,519,498	-	80,500	80,500	6,599,998
1138	Faculty of Sharee'a and Law	11,329,937	-	95,075	95,075	11,425,012
1523	School of Nursing	11,403,366	-	116,000	116,000	11,519,366
1524	Centre for Foundation Studies	5,884,000	-	116,000	116,000	6,000,000
1527	School of Medicine	15,595,000	-	205,000	205,000	15,800,000

		Capital				Total
		Recurrent	PSIP	Other Capital	Total Capital	
S26	Ministry of Foreign Affairs	358,880,513	-	8,806,643	8,806,643	367,687,156
1147	Ministry of Foreign Affairs	64,078,064	-	1,278,940	1,278,940	65,357,004
1148	Embassy of the Republic of Maldives in Dhaka, Bangladesh	8,559,296	-	225,668	225,668	8,784,964
1149	Embassy of the Republic of Maldives in Colombo, Sri Lanka	34,366,773	-	2,356,992	2,356,992	36,723,765
1150	Permanent Mission of Maldives to the United Nations	16,717,512	-	144,890	144,890	16,862,402
1151	Embassy of the Republic of Maldives in London, United Kingdom	16,189,380	-	-	-	16,189,380
1152	Embassy of the Republic of Maldives in New Delhi, India	14,971,593	-	363,304	363,304	15,334,897
1153	Consulate of the Republic of Maldives in Thiruvananthapuram, India	9,212,690	-	460,754	460,754	9,673,444
1154	Embassy of the Republic of Maldives in Kuala Lumpur, Malaysia	31,010,045	-	1,177,678	1,177,678	32,187,723
1155	Embassy of the Republic of Maldives in Japan	13,838,797	-	215,267	215,267	14,054,064
1157	Embassy of the Republic of Maldives in Beijing, China	11,256,078	-	794,883	794,883	12,050,961
1158	Embassy of the Republic of Maldives in Riyadh, Saudi Arabia	14,298,099	-	496,364	496,364	14,794,463
1159	Permanent Mission of Maldives to the United Nations, Geneva, Switzerland	14,261,803	-	186,428	186,428	14,448,231
1160	Embassy of the Republic of Maldives in Islamabad, Pakistan	8,925,291	-	13,750	13,750	8,939,041
1161	Maldives Mission to the European Union, Brussels, Belgium	9,803,211	-	1,160	1,160	9,804,371
1162	Embassy of Republic of Maldives in Singapore	14,330,034	-	46,800	46,800	14,376,834
1274	Embassy of the Republic of Maldives in Abu Dhabi, United Arab Emirates	15,903,830	-	851,837	851,837	16,755,667
1519	Embassy of the Republic of Maldives in Berlin, Germany	14,112,140	-	100,070	100,070	14,212,210
1525	Embassy of the Republic of Maldives in Thailand	22,570,962	-	62,858	62,858	22,633,820
1156	Embassy of the Republic of Maldives in United States of America	15,327,300	-	29,000	29,000	15,356,300
1536	Consulate of the Republic of Maldives in Jeddah, KSA	9,147,615	-	-	-	9,147,615
S27	Ministry of Health	1,585,889,858	241,263,797	68,061,112	309,324,909	1,895,214,767
1163	Ministry of Health	178,243,524	237,769,126	49,097,809	286,866,935	465,110,459
1164	Health Protection Agency	34,894,691	-	121,000	121,000	35,015,691
1191	Maldives Food & Drug Authority	26,986,879	-	100,000	100,000	27,086,879
1507	Maldives Blood Service	30,397,016	-	139,000	139,000	30,536,016
1186	Dhamanaveshi	11,053,641	-	198,000	198,000	11,251,641
1192	National Drug Agency	110,511,206	3,494,671	2,617,700	6,112,371	116,623,577
1173	HA. Atoll Hospital	122,766,746	-	1,610,508	1,610,508	124,377,254
1174	SH. Atoll Hospital	126,883,816	-	2,723,600	2,723,600	129,607,416
1175	N. Atoll Hospital	83,471,379	-	774,496	774,496	84,245,875
1176	B. Atoll Hospital	99,049,337	-	925,000	925,000	99,974,337
1177	LH. Atoll Hospital	72,807,222	-	748,127	748,127	73,555,349
1497	K. Atoll Health Services	72,038,545	-	1,271,600	1,271,600	73,310,145
1178	AA. Atoll Hospital	60,787,745	-	826,750	826,750	61,614,495
1179	ADH. Atoll Hospital	89,556,450	-	960,778	960,778	90,517,228
1180	V. Atoll Hospital	25,831,345	-	805,300	805,300	26,636,645
1170	M. Regional Hospital	66,690,155	-	1,377,639	1,377,639	68,067,794

		Capital				Total
		Recurrent	PSIP	Other Capital	Total Capital	
1181	F. Atoll Hospital	58,803,608	-	520,750	520,750	59,324,358
1182	DH. Atoll Hospital	62,359,759	-	584,920	584,920	62,944,679
1183	TH. Atoll Hospital	107,142,082	-	1,374,798	1,374,798	108,516,880
1184	GA. Atoll Hospital	96,259,477	-	683,337	683,337	96,942,814
1185	Gn. Atoll Hospital	49,355,235	-	600,000	600,000	49,955,235
S42	Indira Gandhi Memorial Hospital	1,193,618,492	6,221,585	30,871,792	37,093,377	1,230,711,869
1166	Indira Gandhi Memorial Hospital	1,155,109,884	6,221,585	27,733,692	33,955,277	1,189,065,161
1187	Villingili Hospital	38,508,608	-	3,138,100	3,138,100	41,646,708
S62	Hulhumale Hospital	357,695,229	39,868,663	14,317,798	54,186,461	411,881,690
1188	Hulhumale Hospital	357,695,229	39,868,663	14,317,798	54,186,461	411,881,690
S58	Kulhudhuffushi Regional Hospital	270,156,512	26,514,800	13,762,277	40,277,077	310,433,589
1167	Kulhudhuffushi Regional Hospital	270,156,512	26,514,800	13,762,277	40,277,077	310,433,589
S63	Ungoofaaru Regional Hospital	179,850,328	17,845,029	17,849,654	35,694,683	215,545,011
1168	Ungoofaaru Regional Hospital	179,850,328	17,845,029	17,849,654	35,694,683	215,545,011
S61	Gan Regional Hospital	164,440,912	12,378,615	8,554,842	20,933,457	185,374,369
1172	Gan Regional Hospital	164,440,912	12,378,615	8,554,842	20,933,457	185,374,369
S64	Abdul Samad Memorial Hospital	178,964,003	23,500,000	8,633,120	32,133,120	211,097,123
1171	Abdul Samad Memorial Hospital	178,964,003	23,500,000	8,633,120	32,133,120	211,097,123
S59	Addu Equatorial Hospital	260,378,361	6,989,854	7,071,838	14,061,692	274,440,053
1169	Addu Equatorial Hospital	260,378,361	6,989,854	7,071,838	14,061,692	274,440,053
S28	Ministry of Economic Development	141,666,719	1,889,854	3,977,293	5,867,147	147,533,866
1202	Ministry of Economic Development	91,802,008	1,889,854	2,631,293	4,521,147	96,323,155
1511	Labour Relations Authority	19,719,257	-	1,346,000	1,346,000	21,065,257
1517	Invest Maldives	30,145,454	-	-	-	30,145,454
S50	Ministry of Transport & Civil Aviation	40,021,612	2,021,984	1,882,497	3,904,481	43,926,093
1530	Ministry of Transport & Civil Aviation	40,021,612	2,021,984	1,882,497	3,904,481	43,926,093
S29	Ministry of Tourism	26,877,835	-	815,200	815,200	27,693,035
1204	Ministry of Tourism	26,877,835	-	815,200	815,200	27,693,035
S30	Ministry of Youth, Sports & Community Empowerment	195,464,366	135,748,827	3,943,500	139,692,327	335,156,693
1215	Ministry of Youth, Sports & Community Empowerment	195,464,366	135,748,827	3,943,500	139,692,327	335,156,693
S52	Ministry of Arts, Culture and Heritage	68,315,244	3,208,890	2,270,297	5,479,187	73,794,431
1532	Ministry of Arts, Culture and Heritage	17,829,125	1,008,890	586,441	1,595,331	19,424,456
1210	National Library	6,673,007	-	12,000	12,000	6,685,007
1211	National Centre for the Arts	11,578,525	1,460,000	1,200,000	2,660,000	14,238,525
1213	National Bureau of Classification	2,994,002	-	91,000	91,000	3,085,002
1269	Dhivehi Bahuge Academy	6,589,002	-	91,000	91,000	6,680,002
1271	Department of Heritage	17,323,239	740,000	135,600	875,600	18,198,839
1506	National Archives	5,328,344	-	154,256	154,256	5,482,600

		Capital				Total
		Recurrent	PSIP	Other Capital	Total Capital	
S31	Ministry of National Planning, Housing and Infrastructure	246,641,542	2,118,744,252	11,764,014	2,130,508,266	2,377,149,808
1224	Ministry of National Planning, Housing and Infrastructure	205,793,434	2,118,744,252	6,696,423	2,125,440,675	2,331,234,109
1011	Maldives Bureau of Statistics	16,585,766	-	287,432	287,432	16,873,198
1026	Department of National Registrations	16,596,654	-	4,663,360	4,663,360	21,260,014
1483	Maldives Land and Survey Authority	7,665,688	-	116,799	116,799	7,782,487
S32	Ministry of Fisheries, Marine Resources and Agriculture	56,608,822	34,403,782	12,736,778	47,140,560	103,749,382
1233	Ministry of Fisheries, Marine Resources and Agriculture	56,608,822	34,403,782	12,736,778	47,140,560	103,749,382
S33	Ministry of Islamic Affairs	199,601,636	72,916,198	2,163,742	75,079,940	274,681,576
1240	Ministry of Islamic Affairs	188,273,187	72,916,198	1,549,800	74,465,998	262,739,185
1241	Center for the Holy Quran	8,145,725	-	576,506	576,506	8,722,231
1534	Islamee Fathuvadhey Majilis	3,182,724	-	37,436	37,436	3,220,160
S34	Ministry of Environment, Climate Change and Tehcnology	236,850,229	-	32,704,380	32,704,380	269,554,609
1229	Ministry of Environment, Climate Change and Tehcnology	81,552,533	-	1,892,500	1,892,500	83,445,033
1228	Maldives Meteorological Service	35,697,925	-	1,202,075	1,202,075	36,900,000
1230	Utility Regulatory Authority	19,157,000	-	150,000	150,000	19,307,000
1231	Environmental Protection Agency	16,949,212	-	1,184,780	1,184,780	18,133,992
1238	National Centre For Information Technology	75,151,775	-	27,754,625	27,754,625	102,906,400
1239	Communications Authority of Maldives	8,341,784	-	520,400	520,400	8,862,184
S36	Ministry Of Gender, Family and Social Services	222,970,233	8,108,030	4,159,019	12,267,049	235,237,282
1510	Ministry Of Gender, Family and Social Services	54,456,393	8,108,030	2,118,272	10,226,302	64,682,695
1194	Khaassa Eheeah Beynunvaa Meehun thibey Marukaz	42,629,522	-	575,001	575,001	43,204,523
1196	Family & Children Service Centre	69,097,393	-	563,500	563,500	69,660,893
1197	Kudakudhinge Hiyaa	9,055,818	-	180,440	180,440	9,236,258
1516	Fiyavathi	26,884,535	-	74,000	74,000	26,958,535
1539	Child & Family Protection Service	20,846,572	-	647,806	647,806	21,494,378
S41	National Social Protection Agency	1,919,792,289	-	546,356	546,356	1,920,338,645
1250	National Social Protection Agency	1,919,792,289	-	546,356	546,356	1,920,338,645
S43	Male' City Council	1,793,501,742	-	-	-	1,793,501,742
1477	Male' City Council	181,519,483	-	-	-	181,519,483
1277	Addu City Council	82,198,277	-	-	-	82,198,277
1476	Fuvamulaku City Council	51,933,771	-	-	-	51,933,771
1304	Kulhudhuffushee City Council	43,048,817	-	-	-	43,048,817
1281	HA. Atoll Council	11,844,615	-	-	-	11,844,615
1282	HA. Thuraakunu Council	5,161,333	-	-	-	5,161,333
1283	HA. Uligamu Council	5,273,494	-	-	-	5,273,494
1284	HA. Molhadhoo Council	4,770,495	-	-	-	4,770,495
1285	HA. Hoarafushee Council	11,098,468	-	-	-	11,098,468
1286	HA. Ihavandhoo Council	14,214,976	-	-	-	14,214,976

		Capital				Total
		Recurrent	PSIP	Other Capital	Total Capital	
1287	HA. Kelaa Council	8,530,142	-	-	-	8,530,142
1288	HA. Vashafaru Council	4,649,679	-	-	-	4,649,679
1289	HA. Dhidhdhoo Council	14,756,359	-	-	-	14,756,359
1290	HA. Filladhoo Council	6,599,093	-	-	-	6,599,093
1291	HA. Maarandhoo Council	5,916,566	-	-	-	5,916,566
1292	HA. Thakandhoo Council	4,433,381	-	-	-	4,433,381
1280	HA. Utheemu Council	5,466,484	-	-	-	5,466,484
1293	HA. Muraidhoo Council	4,979,347	-	-	-	4,979,347
1294	HA. Baarashu Council	9,485,644	-	-	-	9,485,644
1295	HDh. Atoll Council	10,846,716	-	-	-	10,846,716
1296	HDh. Hanimaadhoo Council	11,577,110	-	-	-	11,577,110
1297	HDh. Finey Council	5,092,003	-	-	-	5,092,003
1298	HDh. Naivaadhoo Council	4,841,607	-	-	-	4,841,607
1299	HDh. Hirimaradhoo Council	4,481,151	-	-	-	4,481,151
1300	HDh. Nolvivaranfaru Council	8,097,431	-	-	-	8,097,431
1301	HDh. Nellaidhoo Council	6,755,788	-	-	-	6,755,788
1302	HDh. Nolvivaramu Council	11,875,279	-	-	-	11,875,279
1303	HDh. Kurinbee Council	5,082,338	-	-	-	5,082,338
1305	HDh. Kumundhoo Council	7,491,906	-	-	-	7,491,906
1306	HDh. Neykurendhoo Council	6,802,993	-	-	-	6,802,993
1307	HDh. Vaikaradhoo Council	6,822,524	-	-	-	6,822,524
1308	HDh. Makunudhoo Council	8,786,049	-	-	-	8,786,049
1309	Sh. Atoll Council	12,497,555	-	-	-	12,497,555
1310	Sh. Kanditheemu Council	8,473,818	-	-	-	8,473,818
1311	Sh. Noomaraa Council	4,600,620	-	-	-	4,600,620
1312	Sh. Goidhoo Council	6,087,987	-	-	-	6,087,987
1313	Sh. Feydhoo Council	6,799,983	-	-	-	6,799,983
1314	Sh. Feevaku Council	5,849,399	-	-	-	5,849,399
1315	Sh. Bileiyfahee Council	5,578,033	-	-	-	5,578,033
1316	Sh. Foakaidhoo Council	8,871,195	-	-	-	8,871,195
1317	Sh. Narudhoo Council	4,973,401	-	-	-	4,973,401
1318	Sh. Maroshee Council	4,849,973	-	-	-	4,849,973
1319	Sh. Lhaimagu Council	5,373,634	-	-	-	5,373,634
1320	Sh. Komandoo Council	7,677,110	-	-	-	7,677,110
1321	Sh. Maaunggoodhoo Council	6,258,482	-	-	-	6,258,482
1322	Sh. Funadhoo Council	12,237,493	-	-	-	12,237,493
1323	Sh. Milandhoo Council	11,381,060	-	-	-	11,381,060
1324	N. Atoll Council	10,404,898	-	-	-	10,404,898

		Capital				Total
		Recurrent	PSiP	Other Capital	Total Capital	
1325	N. Henbadhoo Council	5,048,472	-	-	-	5,048,472
1326	N. Kendhikulhudhoo Council	9,705,387	-	-	-	9,705,387
1327	N. Maalhendhoo Council	5,632,131	-	-	-	5,632,131
1328	N. Kudafaree Council	4,605,309	-	-	-	4,605,309
1329	N. Landhoo Council	5,809,890	-	-	-	5,809,890
1330	N. Maafaru Council	6,089,091	-	-	-	6,089,091
1331	N. Lhohee Council	5,276,712	-	-	-	5,276,712
1332	N. Miladhoo Council	6,088,449	-	-	-	6,088,449
1333	N. Magoodhoo Council	3,962,771	-	-	-	3,962,771
1334	N. Manadhoo Council	8,738,543	-	-	-	8,738,543
1335	N. Holhudhoo Council	9,729,500	-	-	-	9,729,500
1336	N. Fodhdhoo Council	3,711,298	-	-	-	3,711,298
1337	N. Velidhoo Council	10,518,953	-	-	-	10,518,953
1338	R. Atoll Council	12,216,510	-	-	-	12,216,510
1339	R. Alifushee Council	10,229,936	-	-	-	10,229,936
1340	R. Vaadhoo Council	4,657,629	-	-	-	4,657,629
1341	R. Rasgetheemu Council	5,086,045	-	-	-	5,086,045
1342	R. Angolhitheemu Council	4,559,616	-	-	-	4,559,616
1344	R. Ungoofaaru Council	8,571,110	-	-	-	8,571,110
1346	R. Maakurathu Council	6,202,654	-	-	-	6,202,654
1347	R. Rasmaadhoo Council	4,897,457	-	-	-	4,897,457
1348	R. Innamaadhoo Council	4,987,792	-	-	-	4,987,792
1349	R. Maduhvaree Council	9,168,723	-	-	-	9,168,723
1350	R. Inguraidhoo Council	7,881,036	-	-	-	7,881,036
1352	R. Fainu Council	4,567,198	-	-	-	4,567,198
1351	R. Meedhoo Council	10,406,534	-	-	-	10,406,534
1353	R. Kinolhahu Council	5,210,948	-	-	-	5,210,948
1343	R. Hulhudhuffaaru Council	7,799,774	-	-	-	7,799,774
1345	R. Dhuvaafaru Council	15,394,819	-	-	-	15,394,819
1354	B. Atoll Council	10,056,417	-	-	-	10,056,417
1355	B. Kudarikilu Council	4,613,368	-	-	-	4,613,368
1356	B. Kamadhoo Council	4,168,477	-	-	-	4,168,477
1357	B. Kendhoo Council	6,401,677	-	-	-	6,401,677
1358	B. Kihaadhoo Council	4,162,730	-	-	-	4,162,730
1359	B. Dhonfanu Council	4,221,511	-	-	-	4,221,511
1360	B. Dharavandhoo Council	6,098,838	-	-	-	6,098,838
1361	B. Maalhohu Council	4,750,730	-	-	-	4,750,730
1362	B. Eydhafushee Council	13,759,020	-	-	-	13,759,020

		Capital				Total
		Recurrent	PSIP	Other Capital	Total Capital	
1363	B. Thulhaadhoo Council	9,302,093	-	-	-	9,302,093
1364	B. Hithaadhoo Council	5,747,477	-	-	-	5,747,477
1365	B. Fulhadhoo Council	3,433,291	-	-	-	3,433,291
1366	B. Fehendhoo Council	3,220,371	-	-	-	3,220,371
1367	B. Goidhoo Council	5,814,782	-	-	-	5,814,782
1368	Lh. Atoll Council	8,747,874	-	-	-	8,747,874
1369	Lh. Hinnavaru Council	13,570,422	-	-	-	13,570,422
1370	Lh. Naifaru Council	19,434,811	-	-	-	19,434,811
1371	Lh. Kurendhoo Council	8,070,980	-	-	-	8,070,980
1372	Lh. Olhuvelifushee Council	5,109,840	-	-	-	5,109,840
1373	K. Atoll Council	11,364,974	-	-	-	11,364,974
1279	K. Kaashidhoo Council	12,457,030	-	-	-	12,457,030
1374	K. Gaafaru Council	7,323,491	-	-	-	7,323,491
1375	K. Dhiffushee Council	6,858,710	-	-	-	6,858,710
1376	K. Thulusdhoo Council	7,562,964	-	-	-	7,562,964
1377	K. Huraa Council	7,296,344	-	-	-	7,296,344
1378	K. Himmafushee Council	8,543,403	-	-	-	8,543,403
1379	K. Gulhee Council	6,414,008	-	-	-	6,414,008
1380	K. Maafushee Council	14,618,723	-	-	-	14,618,723
1381	K. Guraidhoo Council	10,138,368	-	-	-	10,138,368
1382	AA. Atoll Council	8,858,268	-	-	-	8,858,268
1383	AA. Thoddoo Council	9,300,933	-	-	-	9,300,933
1384	AA. Rasdhoo Council	6,413,994	-	-	-	6,413,994
1385	AA. Ukulhahu Council	6,724,827	-	-	-	6,724,827
1387	AA. Bodufolhudhoo Council	5,500,266	-	-	-	5,500,266
1386	AA. Mathiveree Council	5,600,083	-	-	-	5,600,083
1388	AA. Feridhoo Council	5,015,593	-	-	-	5,015,593
1389	AA. Maalhohu Council	5,117,964	-	-	-	5,117,964
1390	AA. Himandhoo Council	6,093,646	-	-	-	6,093,646
1391	ADh. Atoll Council	9,402,431	-	-	-	9,402,431
1392	ADh. Hanyaameedhoo Council	4,666,184	-	-	-	4,666,184
1393	ADh. Omadhoo Council	5,881,106	-	-	-	5,881,106
1394	ADh. Kunburudhoo Council	3,945,581	-	-	-	3,945,581
1395	ADh. Mahibadhoo Council	10,715,362	-	-	-	10,715,362
1396	ADh. Mandhoo Council	4,139,025	-	-	-	4,139,025
1397	ADh. Dhangethee Council	5,648,033	-	-	-	5,648,033
1398	ADh. Dhigurashu Council	5,420,720	-	-	-	5,420,720
1400	ADh. Fenfushee Council	6,050,232	-	-	-	6,050,232

		Capital				Total
		Recurrent	PSIP	Other Capital	Total Capital	
1399	ADh. Dhidhdhoo Council	3,043,288	-	-	-	3,043,288
1401	ADh. Maamigilee Council	13,050,658	-	-	-	13,050,658
1402	V. Atoll Council	6,298,222	-	-	-	6,298,222
1403	V. Fulidhoo Council	4,019,653	-	-	-	4,019,653
1404	V. Thinadhoo Council	2,578,555	-	-	-	2,578,555
1405	V. Felidhoo Council	4,367,043	-	-	-	4,367,043
1406	V. Keyodhoo Council	5,147,221	-	-	-	5,147,221
1407	V. Rakeedhoo Council	2,629,326	-	-	-	2,629,326
1408	M. Atoll Council	7,724,743	-	-	-	7,724,743
1409	M. Raiymandhoo Council	3,314,649	-	-	-	3,314,649
1410	M. Veyvashu Council	3,702,994	-	-	-	3,702,994
1411	M. Mulaku Council	7,951,636	-	-	-	7,951,636
1412	M. Mulee Council	6,099,470	-	-	-	6,099,470
1413	M. Naalaafushee Council	4,302,651	-	-	-	4,302,651
1414	M. Kolhufushee Council	6,370,292	-	-	-	6,370,292
1415	M. Dhiggaru Council	6,635,398	-	-	-	6,635,398
1416	M. Maduvvaree Council	4,218,443	-	-	-	4,218,443
1417	F. Atoll Council	7,387,012	-	-	-	7,387,012
1418	F. Feealee Council	6,240,364	-	-	-	6,240,364
1419	F. Bileiydhoo Council	6,422,091	-	-	-	6,422,091
1420	F. Magoodhoo Council	4,880,395	-	-	-	4,880,395
1421	F. Dharanboodhoo Council	4,285,819	-	-	-	4,285,819
1422	F. Nilandhoo Council	9,845,473	-	-	-	9,845,473
1423	Dh. Atoll Council	8,362,216	-	-	-	8,362,216
1424	Dh. Meedhoo Council	6,480,408	-	-	-	6,480,408
1425	Dh. Bandidhoo Council	5,858,985	-	-	-	5,858,985
1426	Dh. Rinbudhoo Council	4,195,312	-	-	-	4,195,312
1427	Dh. Hulhudhelee Council	5,941,919	-	-	-	5,941,919
1429	Dh. Maaenboodoo Council	5,265,769	-	-	-	5,265,769
1430	Dh. Kudahuvadhoo Council	13,180,186	-	-	-	13,180,186
1431	Th. Atoll Council	10,563,534	-	-	-	10,563,534
1432	Th. Burunee Council	4,594,966	-	-	-	4,594,966
1433	Th. Vilufushee Council	7,707,773	-	-	-	7,707,773
1434	Th. Madifushee Council	6,188,298	-	-	-	6,188,298
1435	Th. Dhiyamigilee Council	5,037,698	-	-	-	5,037,698
1436	Th. Guraidhoo Council	8,764,516	-	-	-	8,764,516
1437	Th. Kandoodhoo Council	4,622,292	-	-	-	4,622,292
1438	Th. Vandhoo Council	4,105,170	-	-	-	4,105,170

		Capital				Total
		Recurrent	PSIP	Other Capital	Total Capital	
1439	Th. Hirilandhoo Council	7,345,558	-	-	-	7,345,558
1440	Th. Gaadhiffushee Council	3,387,382	-	-	-	3,387,382
1441	Th. Thimarafushee Council	7,851,821	-	-	-	7,851,821
1442	Th. Veymandoo Council	7,304,059	-	-	-	7,304,059
1443	Th. Kinbidhoo Council	6,130,285	-	-	-	6,130,285
1444	Th. Omadhoo Council	4,458,429	-	-	-	4,458,429
1445	L. Atoll Council	11,399,217	-	-	-	11,399,217
1446	L. Isdhoo Council	7,857,614	-	-	-	7,857,614
1447	L. Dhanbidhoo Council	6,030,643	-	-	-	6,030,643
1448	L. Maabaidhoo Council	5,739,236	-	-	-	5,739,236
1449	L. Mundoo Council	3,880,748	-	-	-	3,880,748
1508	L. Kalaidhoo Council	6,857,988	-	-	-	6,857,988
1450	L. Gamu Council	18,523,961	-	-	-	18,523,961
1451	L. Maavashu Council	9,451,972	-	-	-	9,451,972
1452	L. Fonadhoo Council	13,754,662	-	-	-	13,754,662
1454	L. Maamendhoo Council	6,664,178	-	-	-	6,664,178
1455	L. Hithadhoo Council	7,737,209	-	-	-	7,737,209
1456	L. Kunahandhoo Council	6,086,804	-	-	-	6,086,804
1457	GA. Atoll Council	9,783,481	-	-	-	9,783,481
1458	GA. Kolamaafushee Council	7,088,343	-	-	-	7,088,343
1459	GA. Vilingilee Council	14,129,487	-	-	-	14,129,487
1460	GA. Maamendhoo Council	7,494,280	-	-	-	7,494,280
1461	GA. Nilandhoo Council	5,575,398	-	-	-	5,575,398
1462	GA. Dhaandhoo Council	7,332,105	-	-	-	7,332,105
1463	GA. Dhevvdhoo Council	5,460,582	-	-	-	5,460,582
1464	GA. Kondey Council	4,821,182	-	-	-	4,821,182
1465	GA. Gemanafushee Council	8,413,093	-	-	-	8,413,093
1466	GA. Kanduhulhuhdoo Council	5,613,527	-	-	-	5,613,527
1278	GDh. Atoll Council	11,591,493	-	-	-	11,591,493
1467	GDh. Madavelee Council	8,089,030	-	-	-	8,089,030
1468	GDh. Hoadedhdhoo Council	6,957,106	-	-	-	6,957,106
1469	GDh. Nadalla Council	6,693,840	-	-	-	6,693,840
1470	GDh. Gadhdhoo Council	9,974,418	-	-	-	9,974,418
1471	GDh. Rathafandhoo Council	5,723,407	-	-	-	5,723,407
1472	GDh. Vaadhoo Council	7,346,182	-	-	-	7,346,182
1473	GDh. Fiyoaree Council	6,593,661	-	-	-	6,593,661
1474	GDh. Faresmaathodaa Council	8,028,027	-	-	-	8,028,027
1475	GDh. Thinadhoo Council	24,087,677	-	-	-	24,087,677

4.5 TOTAL BUDGET BY ACCOUNTABLE GOVERNMENT AGENCIES

(IN MVR)

		2021	2022	2023	2024	2025
		Actuals	Revised	Approved	Approved	Approved
Total		37,145,084,501	42,847,161,850	42,840,801,398	46,849,143,754	45,434,127,395
S01	President's Office	178,984,565	193,583,745	206,798,515	195,223,134	196,526,407
1001	Presidents Office	149,395,116	160,795,817	171,590,094	163,992,387	165,327,836
1003	Official Residence of the President	23,163,106	25,637,127	28,651,359	24,728,773	24,639,173
1005	Official Residence of the Vice President	6,426,343	7,150,801	6,557,062	6,501,974	6,559,398
S02	People's Majlis	163,471,395	166,944,580	209,259,861	184,727,003	183,627,003
1242	People's Majlis	163,376,936	163,169,700	205,394,118	181,102,739	179,815,579
1544	Official Residence of the Speaker	94,459	3,774,880	3,865,743	3,624,264	3,811,424
S04	Department of Judicial Administration	455,069,782	520,880,367	587,728,509	617,112,838	576,911,628
1264	Department of Judicial Administration	49,924,336	132,411,566	149,860,305	180,869,937	140,110,966
1545	Official Residence of the Chief Justice	-	2,793,892	2,710,001	2,712,711	3,460,534
1248	Supreme Court of the Maldives	23,724,345	23,324,792	26,056,277	25,282,377	25,282,377
1249	High Court	28,567,013	27,660,948	30,800,011	30,799,511	30,799,511
1252	Civil Court	38,159,359	37,875,959	40,308,018	39,190,245	39,000,183
1253	Criminal Court	26,814,327	30,007,300	35,475,842	35,505,042	35,505,042
1254	Family Court	23,797,836	25,373,764	24,982,003	25,232,003	25,232,003
1255	Juvenile Court	9,150,195	9,167,464	11,400,000	11,244,000	11,244,000
1486	Drug Court	11,083,236	12,901,593	13,276,027	13,416,987	13,416,987
1251	Majistrate Courts	243,849,135	219,363,089	252,860,025	252,860,025	252,860,025
S03	Judicial Service Commission	15,002,813	15,621,224	17,782,671	18,162,900	18,258,948
1247	Judicial Service Commission	15,002,813	15,621,224	17,782,671	18,162,900	18,258,948
S05	Elections Commission	123,462,899	60,332,649	120,696,000	80,796,000	30,996,000
1244	Elections Commission	123,462,899	60,332,649	120,696,000	80,796,000	30,996,000
S06	Civil Service Commission	31,085,472	29,730,549	32,100,000	29,600,000	29,700,000
1256	Civil Service Commission	31,085,472	29,730,549	32,100,000	29,600,000	29,700,000
S07	Human Rights Commission	28,419,154	29,056,024	31,031,269	30,000,000	30,100,000
1246	Human Rights Commission	28,419,154	29,056,024	31,031,269	30,000,000	30,100,000
S08	Anti-Corruption Commission	36,476,420	40,160,968	50,718,648	47,466,648	47,466,648
1245	Anti-Corruption Commission	36,476,420	40,160,968	50,718,648	47,466,648	47,466,648
S09	Auditor General's Office	47,417,587	76,551,500	93,400,000	99,140,000	99,140,000
1243	Auditor General's Office	47,417,587	76,551,500	93,400,000	99,140,000	99,140,000
S10	Prosecutor General's Office	61,232,043	66,455,578	69,520,664	68,301,955	68,315,992
1257	Prosecutor General's Office	61,232,043	66,455,578	69,520,664	68,301,955	68,315,992

		2021	2022	2023	2024	2025
		Actuals	Revised	Approved	Approved	Approved
S11	Maldives Inland revenue Authority	99,295,478	104,558,697	116,400,000	115,438,239	115,834,150
	1009 Maldives Inland revenue Authority	99,295,478	104,558,697	116,400,000	115,438,239	115,834,150
S12	Employment Tribunal	10,644,270	11,129,425	12,000,000	12,000,000	12,000,000
	1222 Employment Tribunal	10,644,270	11,129,425	12,000,000	12,000,000	12,000,000
S13	Maldives Media Council	4,759,593	4,964,287	5,199,000	5,135,542	5,135,542
	1270 Maldives Media Council	4,759,593	4,964,287	5,199,000	5,135,542	5,135,542
S14	Maldives Broadcasting Commission	11,466,681	9,713,969	10,135,822	9,715,177	9,715,177
	1478 Maldives Broadcasting Commission	11,466,681	9,713,969	10,135,822	9,715,177	9,715,177
S15	Tax Appeal Tribunal	10,243,842	10,607,345	10,682,617	10,500,000	10,500,000
	1275 Tax Appeal Tribunal	10,243,842	10,607,345	10,682,617	10,500,000	10,500,000
S16	Local Government Authority	56,451,150	62,341,509	72,273,584	60,433,539	64,231,396
	1276 Local Government Authority	56,451,150	62,341,509	72,273,584	60,433,539	64,231,396
S17	Information Commissioner's Office	3,457,931	4,466,482	4,800,000	4,800,000	4,900,000
	1512 Information Commissioner's Office	3,457,931	4,466,482	4,800,000	4,800,000	4,900,000
S18	National Integrity Commission	12,928,174	13,017,721	13,900,002	13,711,903	13,809,195
	1515 National Integrity Commission	12,928,174	13,017,721	13,900,002	13,711,903	13,809,195
S44	Family Protection Authority	7,783,610	8,496,486	12,120,632	10,921,850	10,436,955
	1505 Family Protection Authority	7,783,610	8,496,486	12,120,632	10,921,850	10,436,955
S60	Office of Ombudsperson for Transitional Justice	11,849,654	15,135,611	8,705,703	-	-
	1542 Office of Ombudsperson for Transitional Justice	11,849,654	15,135,611	8,705,703	-	-
S57	Children's Ombudsperson's Office	5,500,158	8,294,450	9,130,000	9,330,000	9,430,000
	1540 Children's Ombudsperson's Office	5,500,158	8,294,450	9,130,000	9,330,000	9,430,000
S35	Attorney General's Office	37,854,375	35,308,499	37,242,512	35,868,732	35,325,639
	1144 Attorney General's Office	37,854,375	35,308,499	37,242,512	35,868,732	35,325,639
S56	Maldives International Arbitration Centre	4,072,090	4,708,905	5,899,089	5,992,861	5,992,861
	1535 Maldives International Arbitration Centre	4,072,090	4,708,905	5,899,089	5,992,861	5,992,861
S20	Ministry of Finance	833,158,006	878,324,311	850,208,276	622,943,978	140,554,315
	1272 Ministry of Finance	833,158,006	878,324,311	850,208,276	622,943,978	140,554,315
S37	Special Budget	11,234,521,926	12,747,461,603	11,619,905,675	13,760,118,701	17,354,116,754
	1265 Special Budget	11,234,521,926	12,747,461,603	11,619,905,675	13,760,118,701	17,354,116,754
S38	Pension Budget	1,413,378,463	1,487,756,672	1,566,800,000	1,656,500,000	1,746,200,000
	1007 Pension Budget	1,413,378,463	1,487,756,672	1,566,800,000	1,656,500,000	1,746,200,000
S21	Ministry of Defence	16,345,762	31,764,133	21,246,723	18,528,135	18,628,135
	1012 Ministry of Defence	15,921,710	30,404,744	19,260,868	16,542,280	16,642,280
	1522 National Counterterrorism Centre	424,052	1,110,160	1,828,179	1,828,179	1,828,179
	1546 Maldives Hydrographic Service	-	249,229	157,676	157,676	157,676

		2021	2022	2023	2024	2025
		Actuals	Revised	Approved	Approved	Approved
S55	Aviation Security Command	178,621,431	139,617,301	155,076,081	154,947,039	154,960,318
1498	Aviation Security Command	178,621,431	139,617,301	155,076,081	154,947,039	154,960,318
S45	Maldives National Defense Force	1,552,161,679	1,544,049,482	1,670,128,819	1,577,737,722	1,591,148,397
1013	Maldives National Defense Force	1,552,161,679	1,544,049,482	1,670,128,819	1,577,737,722	1,591,148,397
S47	Maldives Immigration	154,586,058	146,275,166	164,770,852	163,899,899	163,855,577
1029	Maldives Immigration	154,586,058	146,275,166	164,770,852	163,899,899	163,855,577
S53	National Disaster Management Authority	37,449,131	33,918,089	11,826,113	15,769,902	11,548,210
1014	National Disaster Management Authority	37,449,131	33,918,089	11,826,113	15,769,902	11,548,210
S22	Ministry of Home Affairs	54,692,467	81,526,578	139,672,408	147,803,134	114,807,801
1016	Ministry of Home Affairs	48,828,594	73,329,428	120,433,613	127,018,135	93,463,257
1057	Department of Juvenile Justice	5,863,873	8,197,150	19,238,795	20,784,999	21,344,544
S39	Maldives Police Service	1,625,402,074	1,823,102,612	2,052,227,924	2,017,661,746	2,016,939,899
1027	Maldives Police Service	1,625,402,074	1,823,102,612	2,052,227,924	2,017,661,746	2,016,939,899
S46	Maldives Correctional Service	331,512,036	310,582,841	400,564,748	393,554,114	392,054,836
1025	Maldives Correctional Service	331,512,036	310,582,841	400,564,748	393,554,114	392,054,836
S40	Maldives Customs Service	240,324,027	246,086,653	256,210,272	234,188,617	233,015,200
1008	Maldives Customs Service	240,324,027	246,086,653	256,210,272	234,188,617	233,015,200
S23	Ministry of Education	2,902,433,213	3,532,778,874	3,787,057,939	3,901,753,797	3,621,560,824
1058	Ministry of Education	340,599,035	366,432,954	546,155,179	629,028,536	495,373,021
1060	Department of Public Examination	56,133,941	60,075,530	79,487,991	81,571,712	83,391,457
1518	Quality Assurance Department	4,205,188	7,149,219	7,577,194	7,598,072	7,611,090
1500	National Institute of Education	23,648,536	29,807,575	35,064,749	35,054,564	35,086,720
1533	Department of Inclusive Education	4,600,113	7,280,347	8,447,368	8,456,158	8,464,958
1062	MOE / Atoll School Construction	186,093,426	321,637,398	151,563,416	152,756,149	8,912,565
1063	MOE / Male' School Construction	67,218,154	51,904,711	8,268,154	9,038,409	-
1065	Majeediyya School	32,520,814	37,588,081	40,162,178	41,255,766	41,312,979
1066	Dharumavantha school	18,640,092	22,853,610	24,668,374	25,750,398	25,784,004
1067	Aminiyya School	41,359,591	48,839,434	56,514,566	57,700,562	57,510,618
1068	Iskandaru School	35,295,008	40,340,862	46,182,254	46,526,178	46,548,983
1069	Centre For Higher Secondary Education	24,230,362	27,301,072	30,296,188	30,483,761	30,464,872
1070	Al- Madrasathul Arabiyyathul Islamiyya	25,870,422	32,071,857	34,739,718	35,079,529	35,231,387
1071	Jamaaludeen School	35,286,825	39,490,639	44,287,021	44,611,682	44,627,144
1072	Thaajudeen School	31,259,295	38,520,357	41,733,531	42,510,731	42,602,630
1073	Kalaafaanu School	29,963,688	36,525,704	38,943,498	38,964,691	38,985,088
1075	Muhiyudeen School	23,072,131	27,427,798	27,985,850	28,172,562	28,193,102
1076	Imaadudeen School	37,254,080	43,707,783	46,395,990	46,420,727	46,445,712
1077	Ghaazee school	35,123,203	42,619,040	43,608,472	43,849,081	43,870,420

	2021	2022	2023	2024	2025
	Actuals	Revised	Approved	Approved	Approved
1526 Huravee School	27,844,653	48,626,177	67,676,761	68,469,514	68,341,585
1514 Rehendhi School	36,864,450	46,846,577	52,271,089	52,997,314	53,314,114
1543 Mohamed Qasim Pre-School	607,575	7,190,319	10,149,115	10,602,783	10,336,940
1261 Hiriya School	28,644,567	34,895,916	39,437,970	39,124,518	39,141,615
1537 Izzudeen School	8,970,336	12,263,455	15,333,224	15,608,453	15,628,883
1547 Kaamil Didi Primary School	-	7,239,700	16,709,318	17,065,462	17,094,077
1079 Ha.Atoll Education Centre	18,307,128	21,202,235	25,070,106	25,211,946	25,227,549
1095 Ha.Atholhu Madharusaa	13,194,866	15,947,167	17,846,745	17,776,461	17,802,852
1080 Hdh.Atoll Education Centre	21,587,207	26,331,129	29,699,144	29,770,495	29,846,950
1081 Sh.Atoll Education Centre	9,434,834	10,859,954	12,067,963	12,394,028	12,379,573
1082 N.Atoll Education Centre	10,220,381	12,185,501	13,210,861	13,315,233	13,405,503
1083 R.Atoll Education Centre	15,526,657	18,901,604	20,529,906	20,667,884	20,672,369
1084 B.Atoll Education Centre	22,212,011	24,940,641	24,244,880	24,468,573	24,462,396
1085 LH.Atoll Education Centre	13,129,127	16,075,184	16,345,950	16,510,865	16,536,210
1111 Lh.Atoll School	9,815,676	11,811,782	13,313,607	13,640,472	13,681,477
1113 K.Atoll School	11,831,261	13,594,390	14,790,635	14,831,520	14,868,423
1086 Adh.Atoll Education Centre	14,123,604	16,703,072	19,517,955	19,597,360	19,622,166
1114 Adh.Atoll School	11,914,832	13,893,827	14,493,413	14,610,708	14,622,732
1087 F.Atoll Education Centre	15,769,155	19,926,460	21,582,881	21,695,381	21,711,108
1088 Dh.Atoll Education Centre	19,514,010	23,945,232	26,768,500	26,680,145	26,709,525
1089 TH.Atoll Education Centre	9,406,222	10,430,058	11,500,964	11,516,964	11,516,964
1090 L.Atoll Education Centre	17,406,760	21,474,147	24,700,357	24,821,688	24,848,979
1091 GA.Atoll Education Centre	16,632,091	20,729,314	23,361,767	23,398,416	23,422,166
1092 Gdh.Atoll Education Centre	14,791,019	16,399,665	17,370,158	17,551,242	17,572,247
1093 Gn.Atoll Education Centre	15,368,709	16,841,074	19,804,854	20,080,594	20,151,637
1096 Ihavandhoo School	19,889,473	24,025,267	27,474,949	27,484,601	27,489,949
1097 Madhurasathul Seikh Ibrahim	8,936,867	12,132,228	13,577,551	13,895,539	13,884,624
1098 Afeefudheen School	20,231,485	24,429,706	26,815,048	27,109,854	27,051,357
1099 Nohivaram School	14,534,790	17,823,077	19,016,604	19,140,590	19,154,230
1100 Jalaaludeen School	18,114,451	22,402,786	27,618,753	27,787,117	27,806,494
1101 Sh.Atoll School	10,860,841	12,916,005	15,810,956	16,133,306	16,139,447
1102 Funadhoo School	14,555,420	17,948,536	21,632,916	21,740,002	21,751,783
1103 Milandhoo School	17,494,689	20,769,443	22,160,916	22,236,246	22,251,147
1104 Kendhikulhudhoo School	12,570,314	16,320,297	17,638,612	17,719,097	17,736,642
1105 Meyna School	13,960,346	17,399,290	19,108,505	19,134,736	19,152,250
1106 Ungoofaar School	12,053,065	12,559,472	14,802,987	14,770,270	14,834,058
1107 Alifushee School	12,723,375	15,672,649	18,060,789	18,165,030	18,176,500

	2021	2022	2023	2024	2025
	Actuals	Revised	Approved	Approved	Approved
1108 Maduvaree School	11,721,052	14,350,734	10,559,373	10,668,901	10,680,954
1109 Hulhudhufaar School	11,838,866	13,543,429	14,739,680	14,794,785	15,151,298
1110 Thulhaadhoo School	11,802,565	14,518,619	16,585,645	17,375,685	17,446,492
1112 Madhurasathul Ifthithaah	20,111,900	23,263,223	24,478,684	24,630,439	24,644,933
1115 Hamadhbini Haleefa Al-saane School	16,872,640	20,323,997	20,909,051	21,020,443	21,031,597
1116 L.Maavashu School	11,530,009	11,939,658	13,325,253	13,450,356	13,411,424
1117 Aboobakuru School	10,541,388	13,423,814	15,654,410	15,771,106	15,783,944
1504 Thinadhoo School	9,028,058	11,123,034	14,189,878	14,371,628	14,382,899
1118 Hafiz Ahmed School	17,504,600	22,340,349	24,952,588	25,061,998	25,074,035
1119 Madharusathul Sheikh Mohamed Jamaaluddin / Gn.Fuvahmulah	17,844,525	23,494,955	26,135,359	26,544,159	26,561,628
1122 Feydhoo School	16,581,865	20,055,600	22,638,900	22,781,775	22,797,491
1120 Hithadhoo School	22,843,388	27,786,746	29,914,180	29,841,856	30,192,346
1121 Sharafuddeen School	30,018,607	34,672,523	37,188,227	37,334,527	37,350,621
1123 Addu High School	17,460,785	19,148,751	20,862,797	21,004,568	21,020,163
1541 S. Atoll School	16,120,870	20,575,976	25,619,902	25,636,339	25,652,942
1501 Northern Education Unit	203,613,496	242,595,452	274,369,196	277,283,758	277,766,632
1521 North Central Education Unit	215,772,230	262,898,275	286,930,642	291,110,973	291,532,981
1502 Central Education Unit	198,804,991	235,939,336	255,671,260	257,898,117	259,028,075
1520 South Central Education Unit	272,724,310	319,924,868	322,953,334	325,952,841	326,463,760
1503 Southern Education Unit	158,280,917	195,632,228	205,781,180	206,665,868	206,823,338
S48 Ministry of Higher Education	594,082,073	603,084,570	625,425,982	640,952,207	641,710,393
1129 Ministry of Higher Education	572,259,653	576,123,486	591,961,288	607,842,804	608,472,567
1142 Maldives Qualification Authority	4,471,309	5,594,911	7,591,668	7,154,907	7,194,907
1263 Maldives Polytechnic	13,443,860	16,934,175	19,913,500	19,994,500	20,092,925
1482 Maldives National Skills Development Authority	3,907,251	4,431,998	5,959,526	5,959,996	5,949,994
S24 Maldives Islamic University	47,762,427	51,062,256	52,669,712	52,150,082	49,150,082
1141 Maldives Islamic University	47,762,427	51,062,256	52,669,712	52,150,082	49,150,082
S25 Maldives National University	171,318,663	177,138,696	188,799,363	188,925,845	180,714,513
1130 Maldives National University	38,523,463	36,579,399	40,299,737	41,297,845	32,791,417
1131 Faculty of Education	12,915,862	11,842,905	13,600,010	13,500,010	13,500,010
1132 Faculty of Health Sciences	11,178,457	12,321,766	13,100,013	12,500,013	12,500,013
1133 Faculty of Management & Computing	10,629,640	11,764,737	11,155,045	11,196,157	11,252,987
1134 Faculty of Engineering Technology	12,802,853	13,934,454	13,800,014	13,840,907	13,883,029
1135 Faculty of Hospitality and Tourism Studies	10,943,137	12,313,316	12,000,000	11,500,000	11,500,000
1136 Centre for Maritime Studies	3,390,214	3,309,299	4,500,006	4,524,006	4,524,006
1137 Center for Education Technology & Excellence	2,982,882	2,850,514	3,500,000	3,439,408	3,459,399
1139 Atoll Campuses	15,285,526	17,150,883	16,000,001	16,085,062	16,191,645

	2021	2022	2023	2024	2025
	Actuals	Revised	Approved	Approved	Approved
1140 Faculty of Arts	9,606,230	9,204,898	9,500,161	9,457,561	9,473,631
1266 National Law Library	5,234,762	5,982,698	6,599,998	5,999,998	5,999,998
1484 Faculty of Islamic Studies	10,989,821	-	-	-	-
1138 Faculty of Sharee'a and Law	-	10,297,152	11,425,012	11,425,012	11,425,012
1523 School of Nursing	11,222,865	11,082,700	11,519,366	12,009,366	11,809,366
1524 Centre for Foundation Studies	5,277,383	6,309,026	6,000,000	6,250,000	6,400,000
1527 School of Medicine	10,335,568	12,194,949	15,800,000	15,900,500	16,004,000
S26 Ministry of Foreign Affairs	303,861,608	321,365,263	367,687,156	369,079,403	369,226,605
1147 Ministry of Foreign Affairs	71,075,990	64,924,979	65,357,004	66,296,837	66,296,837
1148 Embassy of the Republic of Maldives in Dhaka, Bangladesh	7,551,485	7,243,235	8,784,964	8,784,964	8,784,964
1149 Embassy of the Republic of Maldives in Colombo, Sri Lanka	27,605,348	28,713,088	36,723,765	36,775,296	36,775,296
1150 Permanent Mission of Maldives to the United Nations	25,382,366	22,793,681	16,862,402	16,717,511	16,717,511
1151 Embassy of the Republic of Maldives in London, United Kingdom	13,190,565	13,983,714	16,189,380	16,207,380	16,207,380
1152 Embassy of the Republic of Maldives in New Delhi, India	10,617,846	10,054,635	15,334,897	15,475,879	15,475,879
1153 Consulate of the Republic of Maldives in Thiruvananthapuram, I	6,413,675	8,953,614	9,673,444	9,673,444	9,673,444
1154 Embassy of the Republic of Maldives in Kuala Lumpur, Malaysia	25,853,247	26,897,751	32,187,723	32,187,723	32,187,723
1155 Embassy of the Republic of Maldives in Japan	11,655,058	11,632,391	14,054,064	14,054,064	14,054,064
1157 Embassy of the Republic of Maldives in Beijing, China	7,594,387	8,394,313	12,050,961	12,050,961	12,050,961
1158 Embassy of the Republic of Maldives in Riyadh, Saudi Arabia	13,387,962	13,322,245	14,794,463	14,794,463	14,794,463
1159 Permanent Mission of Maldives to the United Nations, Geneva, :	13,248,167	12,369,078	14,448,231	14,448,231	14,448,231
1160 Embassy of the Republic of Maldives in Islamabad, Pakistan	5,364,948	5,222,840	8,939,041	8,939,041	8,939,041
1161 Maldives Mission to the European Union, Brussels, Belgium	10,305,865	9,998,515	9,804,371	9,804,371	9,804,371
1162 Embassy of Republic of Maldives in Singapore	8,872,326	8,887,567	14,376,834	14,649,709	14,649,709
1274 Embassy of the Republic of Maldives in Abu Dhabi, United Arab	14,743,243	12,097,664	16,755,667	16,755,667	16,755,667
1519 Embassy of the Republic of Maldives in Berlin, Germany	11,632,377	11,610,350	14,212,210	14,212,210	14,212,210
1525 Embassy of the Republic of Maldives in Thailand	17,831,325	18,531,297	22,633,820	22,633,820	22,633,820
1156 Embassy of the Republic of Maldives in United States of Americ	-	8,529,091	15,356,300	15,411,660	15,498,551
1536 Consulate of the Republic of Maldives in Jeddah, KSA	1,535,428	17,205,215	9,147,615	9,206,172	9,266,483
S27 Ministry of Health	2,067,115,291	1,892,589,136	2,229,011,232	2,032,490,565	1,764,492,597
1163 Ministry of Health	1,012,676,223	758,691,365	796,767,155	597,526,305	324,943,076
1164 Health Protection Agency	20,805,360	29,320,379	37,032,460	39,920,646	40,119,135
1191 Maldives Food & Drug Authority	21,402,007	27,312,852	27,086,879	27,104,715	27,123,112
1507 Maldives Blood Service	30,667,911	33,430,978	30,536,016	30,573,813	30,615,505
1186 Dhamanaveshi	6,630,017	7,428,258	11,251,641	11,258,898	11,269,838
1192 National Drug Agency	80,822,020	113,250,860	116,746,577	113,701,647	114,538,642
1173 HA. Atoll Hospital	93,400,537	92,166,746	124,377,254	125,417,503	126,490,474
1174 SH. Atoll Hospital	91,848,128	93,709,577	129,607,416	130,926,418	130,477,002

	2021	2022	2023	2024	2025
	Actuals	Revised	Approved	Approved	Approved
1175 N. Atoll Hospital	68,679,867	71,577,365	84,245,875	84,381,486	84,521,974
1176 B. Atoll Hospital	72,763,728	72,939,814	99,974,337	100,537,261	100,714,503
1177 LH. Atoll Hospital	51,758,974	53,531,551	73,555,349	74,088,505	74,283,672
1497 K. Atoll Health Services	55,718,888	55,978,107	73,310,145	73,854,236	74,414,679
1178 AA. Atoll Hospital	45,535,339	47,072,699	61,614,495	61,803,659	61,955,210
1179 ADH. Atoll Hospital	59,181,612	62,512,810	90,517,228	88,116,951	88,407,056
1180 V. Atoll Hospital	20,867,796	23,164,760	26,636,645	26,828,992	27,027,123
1170 M. Regional Hospital	48,992,846	52,845,822	68,067,794	68,233,112	68,404,608
1181 F. Atoll Hospital	43,952,643	46,293,141	59,324,358	59,454,498	59,595,614
1182 DH. Atoll Hospital	50,395,768	51,852,201	62,944,679	63,163,676	63,389,242
1183 TH. Atoll Hospital	84,064,168	89,080,265	108,516,880	108,319,912	108,526,842
1184 GA. Atoll Hospital	70,316,919	72,732,797	96,942,814	97,154,498	97,375,416
1185 Gn. Atoll Hospital	36,634,540	37,696,789	49,955,235	50,123,834	50,299,874
S42 Indira Gandhi Memorial Hospital	1,508,660,123	1,296,285,415	1,232,781,926	1,243,331,857	1,253,292,673
1166 Indira Gandhi Memorial Hospital	1,445,098,337	1,266,985,454	1,191,135,218	1,200,398,980	1,208,699,065
1528 Dharumavantha Hospital	38,020,151	-	-	-	-
1187 Villigili Hospital	25,541,635	29,299,961	41,646,708	42,932,877	44,593,608
S62 Hulhumale Hospital	305,340,971	318,509,580	411,881,690	400,410,056	380,165,475
1188 Hulhumale Hospital	305,340,971	318,509,580	411,881,690	400,410,056	380,165,475
S58 Kulhudhuffushi Regional Hospital	191,596,699	241,089,272	320,333,589	285,922,154	268,396,383
1167 Kulhudhuffushi Regional Hospital	191,596,699	241,089,272	320,333,589	285,922,154	268,396,383
S63 Ungoofaaru Regional Hospital	138,646,170	172,777,620	215,545,011	212,002,543	181,892,846
1168 Ungoofaaru Regional Hospital	138,646,170	172,777,620	215,545,011	212,002,543	181,892,846
S61 Gan Regional Hospital	120,624,123	161,232,492	212,407,161	219,190,956	200,847,573
1172 Gan Regional Hospital	120,624,123	161,232,492	212,407,161	219,190,956	200,847,573
S64 Abdul Samad Memorial Hospital	122,104,853	153,845,594	211,097,123	197,872,111	185,191,601
1171 Abdul Samad Memorial Hospital	122,104,853	153,845,594	211,097,123	197,872,111	185,191,601
S59 Addu Equatorial Hospital	197,372,974	263,507,873	277,640,053	285,109,471	300,771,340
1169 Addu Equatorial Hospital	197,372,974	263,507,873	277,640,053	285,109,471	300,771,340
S28 Ministry of Economic Development	394,003,209	222,734,740	289,412,782	237,505,562	242,400,093
1202 Ministry of Economic Development	380,428,567	182,406,476	238,202,071	186,847,668	191,280,270
1511 Labour Relations Authority	12,745,303	19,201,715	21,065,257	20,153,080	20,195,754
1517 Invest Maldives	829,339	21,126,549	30,145,454	30,504,814	30,924,069
S50 Ministry of Transport & Civil Aviation	153,367,378	43,425,726	43,926,093	47,283,308	48,405,747
1530 Ministry of Transport & Civil Aviation	49,378,456	43,425,726	43,926,093	47,283,308	48,405,747
1226 Regional Airports	88,621,523	-	-	-	-
1232 Transport Authority	15,367,399	-	-	-	-

		2021	2022	2023	2024	2025
		Actuals	Revised	Approved	Approved	Approved
S29	Ministry of Tourism	51,522,841	64,396,428	35,512,301	29,443,831	29,967,925
1204	Ministry of Tourism	51,522,841	64,396,428	35,512,301	29,443,831	29,967,925
S30	Ministry of Youth, Sports & Community Empowerment	399,247,397	538,597,357	416,663,619	565,822,175	394,107,200
1215	Ministry of Youth, Sports & Community Empowerment	399,247,397	538,597,357	416,663,619	565,822,175	394,107,200
S52	Ministry of Arts, Culture and Heritage	54,053,994	57,466,071	81,171,391	74,326,953	68,096,621
1532	Ministry of Arts, Culture and Heritage	14,724,616	16,529,549	25,801,416	21,115,566	18,385,881
1210	National Library	5,852,308	5,232,053	6,685,007	6,909,944	6,931,944
1211	National Centre for the Arts	8,168,145	7,714,637	14,638,525	13,673,428	12,607,428
1213	National Bureau of Classification	2,164,284	2,516,140	3,085,002	3,157,780	3,195,133
1269	Dhivehi Bahuge Academy	6,534,743	6,042,901	6,880,002	6,852,266	6,874,266
1271	Department of Heritage	11,709,103	14,154,337	18,598,839	17,161,996	14,627,996
1506	National Archives	4,900,795	5,276,454	5,482,600	5,455,973	5,473,973
S31	Ministry of National Planning, Housing and Infrastructure	3,576,091,449	6,307,778,692	5,385,982,300	7,467,868,926	4,316,214,042
1224	Ministry of National Planning, Housing and Infrastructure	3,544,437,015	6,228,346,619	5,339,811,467	7,427,265,285	4,276,160,401
1011	Maldives Bureau of Statistics	12,241,841	57,049,969	17,128,332	13,361,140	13,411,140
1026	Department of National Registrations	13,103,580	15,080,390	21,260,014	19,460,014	18,860,014
1483	Maldives Land and Survey Authority	6,309,013	7,301,714	7,782,487	7,782,487	7,782,487
S51	Ministry of Communication, Science and Technology	3,138,369	-	-	-	-
1531	Ministry of Communication, Science and Technology	3,138,369	-	-	-	-
S32	Ministry of Fisheries, Marine Resources and Agriculture	116,994,124	153,581,795	161,150,495	147,735,139	87,380,011
1233	Ministry of Fisheries, Marine Resources and Agriculture	116,994,124	153,581,795	161,150,495	147,735,139	87,380,011
S33	Ministry of Islamic Affairs	260,859,152	337,662,350	374,958,920	389,849,810	347,972,161
1240	Ministry of Islamic Affairs	246,037,306	319,941,386	353,016,529	367,887,719	325,998,370
1241	Center for the Holy Quran	12,786,954	15,614,504	18,722,231	18,729,231	18,736,231
1534	Islamee Fathuvadhey Majilis	2,034,892	2,106,460	3,220,160	3,232,860	3,237,560
S34	Ministry of Environment, Climate Change and Tehcnology	726,715,446	857,493,062	1,321,131,604	1,212,446,215	605,604,296
1229	Ministry of Environment, Climate Change and Tehcnology	614,846,004	723,207,388	1,134,387,028	1,023,260,041	415,342,066
1228	Maldives Meteorological Service	27,627,077	29,673,781	36,900,000	36,700,000	36,300,000
1230	Utility Regulatory Authority	5,851,400	7,382,080	19,307,000	20,257,000	20,457,000
1231	Environmental Protection Agency	11,884,374	13,028,778	18,733,992	18,562,809	18,717,809
1238	National Centre For Information Technology	60,500,204	77,332,477	102,906,400	104,669,181	105,690,237
1239	Communications Authority of Maldives	6,006,387	6,868,558	8,897,184	8,997,184	9,097,184
S36	Ministry Of Gender, Family and Social Services	197,009,853	206,055,550	238,550,580	231,975,735	224,725,004
1510	Ministry Of Gender, Family and Social Services	55,361,531	52,798,477	67,995,993	60,867,753	53,517,022
1194	Khaassa Eheeah Beynunvaa Meehun thibey Marukaz	38,509,816	38,924,872	43,204,523	43,657,918	43,657,918
1196	Family & Children Service Centre	53,463,028	62,951,273	69,660,893	69,760,893	69,860,893
1197	Kudakudhinge Hiyaa	12,821,437	8,555,355	9,236,258	9,236,258	9,236,258

	2021	2022	2023	2024	2025
	Actuals	Revised	Approved	Approved	Approved
1516 Fiyavathi	24,770,372	26,382,336	26,958,535	26,958,535	26,958,535
1539 Child & Family Protection Service	12,083,669	16,443,237	21,494,378	21,494,378	21,494,378
S41 National Social Protection Agency	2,102,435,711	2,293,991,852	1,920,338,645	1,895,753,403	1,933,857,077
1250 National Social Protection Agency	2,102,435,711	2,293,991,852	1,920,338,645	1,895,753,403	1,933,857,077
S43 Male' City Council	1,349,644,194	1,616,185,575	1,793,501,742	2,091,910,342	2,221,801,330
1477 Male' City Council	159,896,963	156,188,761	181,519,483	211,721,280	224,867,487
1277 Addu City Council	73,732,031	75,084,333	82,198,277	95,874,691	101,827,747
1476 Fuvamulaku City Council	36,483,874	47,495,241	51,933,771	60,574,680	64,335,885
1304 Kulhudhuffushee City Council	27,402,306	33,573,121	43,048,817	50,211,418	53,329,147
1281 HA. Atoll Council	8,559,220	9,587,083	11,844,615	13,815,360	14,673,184
1282 HA. Thuraakunu Council	3,909,765	4,534,606	5,161,333	6,020,093	6,393,893
1283 HA. Uligamu Council	3,711,353	4,605,996	5,273,494	6,150,916	6,532,838
1284 HA. Molhadhoo Council	3,293,899	4,253,422	4,770,495	5,564,225	5,909,719
1285 HA. Hoarafushee Council	8,153,202	10,669,022	11,098,468	12,945,067	13,748,852
1286 HA. Ihavandhoo Council	10,355,131	13,471,594	14,214,976	16,580,109	17,609,602
1287 HA. Kelaa Council	6,561,568	8,049,404	8,530,142	9,949,415	10,567,194
1288 HA. Vashafaru Council	3,222,347	4,290,645	4,649,679	5,423,308	5,760,052
1289 HA. Dhidhdhoo Council	10,935,880	13,755,642	14,756,359	17,211,570	18,280,272
1290 HA. Filladhoo Council	5,173,951	6,559,831	6,599,093	7,697,071	8,174,998
1291 HA. Maarandhoo Council	4,264,495	5,241,913	5,916,566	6,900,983	7,329,479
1292 HA. Thakandhoo Council	3,388,834	4,124,024	4,433,381	5,171,022	5,492,101
1280 HA. Utheemu Council	3,812,239	4,772,111	5,466,484	6,376,015	6,771,915
1293 HA. Muraidhoo Council	3,438,872	4,455,137	4,979,347	5,807,827	6,168,447
1294 HA. Baarashu Council	7,107,484	9,102,577	9,485,644	11,063,895	11,750,875
1295 HDh. Atoll Council	7,692,480	8,700,851	10,846,716	12,651,427	13,436,980
1296 HDh. Hanimaadhoo Council	8,785,703	11,650,941	11,577,110	13,503,347	14,341,798
1297 HDh. Finney Council	3,463,561	4,740,520	5,092,003	5,939,227	6,308,006
1298 HDh. Naivaadhoo Council	3,250,644	4,296,127	4,841,607	5,647,169	5,997,814
1299 HDh. Hirimaradhoo Council	2,870,549	3,774,611	4,481,151	5,226,739	5,551,278
1300 HDh. Nolvivaranfaru Council	5,969,848	7,849,097	8,097,431	9,444,707	10,031,148
1301 HDh. Nellaidhoo Council	4,583,655	6,080,579	6,755,788	7,879,838	8,369,113
1302 HDh. Nolvivaramu Council	8,945,624	11,642,172	11,875,279	13,851,126	14,711,171
1303 HDh. Kurinbee Council	3,515,593	4,598,070	5,082,338	5,927,953	6,296,032
1305 HDh. Kumundhoo Council	6,700,624	6,940,721	7,491,906	8,738,434	9,281,021
1306 HDh. Neykurendhoo Council	5,010,430	7,257,707	6,802,993	7,934,897	8,427,591
1307 HDh. Vaikaradhoo Council	4,806,818	6,448,360	6,822,524	7,957,678	8,451,787
1308 HDh. Makunudhoo Council	6,274,662	8,319,175	8,786,049	10,247,900	10,884,213

	2021	2022	2023	2024	2025
	Actuals	Revised	Approved	Approved	Approved
1309 Sh. Atoll Council	9,053,116	10,128,795	12,497,555	14,576,939	15,482,051
1310 Sh. Kanditheemu Council	6,082,794	7,908,843	8,473,818	9,883,720	10,497,420
1311 Sh. Noomaraa Council	3,078,723	3,990,160	4,600,620	5,366,085	5,699,277
1312 Sh. Goidhoo Council	4,289,443	5,528,275	6,087,987	7,100,926	7,541,837
1313 Sh. Feydhoo Council	4,819,904	5,940,174	6,799,983	7,931,386	8,423,862
1314 Sh. Feevaku Council	4,247,037	5,434,167	5,849,399	6,822,641	7,246,272
1315 Sh. Bileiyfahee Council	3,648,877	5,828,674	5,578,033	6,506,124	6,910,103
1316 Sh. Foakaidhoo Council	6,375,961	8,409,612	8,871,195	10,347,213	10,989,693
1317 Sh. Narudhoo Council	3,535,881	4,442,320	4,973,401	5,800,892	6,161,081
1318 Sh. Maroshee Council	3,520,278	4,328,855	4,849,973	5,656,928	6,008,178
1319 Sh. Lhaimagu Council	3,732,818	4,873,062	5,373,634	6,267,716	6,656,892
1320 Sh. Komandoo Council	5,296,296	7,023,209	7,677,110	8,954,452	9,510,453
1321 Sh. Maaungoodhoo Council	4,314,143	5,476,067	6,258,482	7,299,789	7,753,047
1322 Sh. Funadhoo Council	10,071,167	11,697,092	12,237,493	14,273,606	15,159,883
1323 Sh. Milandhoo Council	8,442,752	11,013,219	11,381,060	13,274,678	14,098,930
1324 N. Atoll Council	7,355,310	8,075,671	10,404,898	12,136,098	12,889,653
1325 N. Henbadhoo Council	3,350,007	4,256,043	5,048,472	5,888,453	6,254,079
1326 N. Kendhikulhudhoo Council	7,184,636	9,509,912	9,705,387	11,320,200	12,023,095
1327 N. Maalhendhoo Council	3,819,120	5,055,246	5,632,131	6,569,223	6,977,120
1328 N. Kudafaree Council	3,386,184	4,148,232	4,605,309	5,371,555	5,705,086
1329 N. Landhoo Council	4,137,046	5,360,390	5,809,890	6,776,559	7,197,329
1330 N. Maafaru Council	4,447,392	5,919,955	6,089,091	7,102,213	7,543,204
1331 N. Lhohee Council	3,594,339	4,836,810	5,276,712	6,154,669	6,536,825
1332 N. Miladhoo Council	4,303,779	5,372,566	6,088,449	7,101,464	7,542,409
1333 N. Magoodhoo Council	2,624,896	3,401,859	3,962,771	4,622,109	4,909,106
1334 N. Manadhoo Council	6,337,769	8,634,111	8,738,543	10,192,490	10,825,363
1335 N. Holhudhoo Council	6,709,407	9,023,637	9,729,500	11,348,326	12,052,967
1336 N. Fodhdhoo Council	2,455,479	3,179,198	3,711,298	4,328,796	4,597,580
1337 N. Velidhoo Council	7,515,489	9,880,332	10,518,953	12,269,130	13,030,945
1338 R. Atoll Council	8,867,636	9,873,674	12,216,510	14,249,133	15,133,890
1339 R. Alifushee Council	7,500,713	9,413,805	10,229,936	11,932,026	12,672,910
1340 R. Vaadhoo Council	3,348,872	4,188,943	4,657,629	5,432,580	5,769,900
1341 R. Rasgetheemu Council	3,415,624	4,363,069	5,086,045	5,932,277	6,300,624
1342 R. Angolhitheemu Council	3,153,288	3,930,834	4,559,616	5,318,260	5,648,481
1344 R. Ungoofaaru Council	6,357,921	8,101,243	8,571,110	9,997,199	10,617,946
1346 R. Maakurathu Council	4,113,860	5,412,686	6,202,654	7,234,672	7,683,887
1347 R. Rasmaadhoo Council	3,387,441	4,425,687	4,897,457	5,712,312	6,067,001

	2021	2022	2023	2024	2025
	Actuals	Revised	Approved	Approved	Approved
1348 R. Innamaadhoo Council	3,211,307	4,398,105	4,987,792	5,817,677	6,178,909
1349 R. Maduhvaree Council	6,438,629	8,308,924	9,168,723	10,694,245	11,358,272
1350 R. Inguraidhoo Council	5,605,438	7,230,080	7,881,036	9,192,308	9,763,077
1352 R. Fainu Council	3,245,358	4,072,257	4,567,198	5,327,103	5,657,874
1351 R. Meedhoo Council	7,517,683	9,380,805	10,406,534	12,138,006	12,891,680
1353 R. Kinolhahu Council	3,536,682	4,453,098	5,210,948	6,077,962	6,455,355
1343 R. Hulhudhuffaar Council	5,628,958	7,221,298	7,799,774	9,097,526	9,662,410
1345 R. Dhuvaafaru Council	11,342,844	14,458,032	15,394,819	17,956,259	19,071,199
1354 B. Atoll Council	16,034,674	8,164,286	10,056,417	11,729,636	12,457,953
1355 B. Kudarikilu Council	3,143,315	3,937,729	4,613,368	5,380,955	5,715,069
1356 B. Kamadhoo Council	2,807,431	3,517,071	4,168,477	4,862,041	5,163,935
1357 B. Kendhoo Council	4,539,027	5,495,056	6,401,677	7,466,809	7,930,438
1358 B. Kihaadhoo Council	2,849,211	3,536,361	4,162,730	4,855,339	5,156,817
1359 B. Dhonfanu Council	2,777,282	3,431,410	4,221,511	4,923,899	5,229,634
1360 B. Dharavandhoo Council	4,303,027	5,361,884	6,098,838	7,113,582	7,555,279
1361 B. Maalhohu Council	3,228,511	4,166,953	4,750,730	5,541,172	5,885,234
1362 B. Eydhafushee Council	10,191,794	13,012,061	13,759,020	16,048,290	17,044,761
1363 B. Thulhaadhoo Council	6,515,508	8,569,025	9,302,093	10,849,805	11,523,492
1364 B. Hithaadhoo Council	3,978,150	5,146,549	5,747,477	6,703,760	7,120,010
1365 B. Fulhadhoo Council	2,219,115	2,787,116	3,433,291	4,004,533	4,253,183
1366 B. Fehendhoo Council	2,296,227	2,892,509	3,220,371	3,756,186	3,989,416
1367 B. Goidhoo Council	4,275,620	5,527,370	5,814,782	6,782,264	7,203,388
1368 Lh. Atoll Council	6,219,158	7,099,849	8,747,874	10,203,373	10,836,922
1369 Lh. Hinnavaru Council	9,673,386	12,446,004	13,570,422	15,828,313	16,811,125
1370 Lh. Naifaru Council	14,638,553	18,568,713	19,434,811	22,668,438	24,075,967
1371 Lh. Kurendhoo Council	5,748,134	7,373,058	8,070,980	9,413,856	9,998,382
1372 Lh. Olhuvelifushee Council	3,507,456	4,352,252	5,109,840	5,960,032	6,330,102
1373 K. Atoll Council	8,174,961	9,030,688	11,364,974	13,255,915	14,079,002
1279 K. Kaashidhoo Council	9,420,748	11,999,553	12,457,030	14,529,671	15,431,848
1374 K. Gaafaru Council	5,261,231	6,797,959	7,323,491	8,541,997	9,072,387
1375 K. Dhiffushee Council	4,980,080	6,129,985	6,858,710	7,999,885	8,496,614
1376 K. Thulusdhoo Council	5,354,453	6,912,459	7,562,964	8,821,315	9,369,048
1377 K. Huraa Council	5,711,390	7,016,277	7,296,344	8,510,333	9,038,757
1378 K. Himmafushee Council	6,379,160	8,475,666	8,543,403	9,964,882	10,583,622
1379 K. Gulhee Council	4,378,868	5,617,818	6,414,008	7,481,192	7,945,714
1380 K. Maafushee Council	10,787,979	13,632,242	14,618,723	17,051,034	18,109,767
1381 K. Guraidhoo Council	7,374,817	9,584,526	10,138,368	11,825,222	12,559,475

	2021	2022	2023	2024	2025
	Actuals	Revised	Approved	Approved	Approved
1382 AA. Atoll Council	6,929,795	7,146,747	8,858,268	10,332,135	10,973,679
1383 AA. Thoddoo Council	6,980,733	8,546,176	9,300,933	10,848,453	11,522,055
1384 AA. Rasdhoo Council	4,508,108	5,965,926	6,413,994	7,481,174	7,945,696
1385 AA. Ukulhahu Council	4,931,962	6,179,510	6,724,827	7,843,725	8,330,758
1387 AA. Bodufolhudhoo Council	3,523,122	4,915,043	5,500,266	6,415,418	6,813,765
1386 AA. Mathiverree Council	4,761,313	5,340,111	5,600,083	6,531,843	6,937,418
1388 AA. Feridhoo Council	3,363,553	4,377,927	5,015,593	5,850,103	6,213,348
1389 AA. Maalhohu Council	3,391,902	4,400,032	5,117,964	5,969,507	6,340,166
1390 AA. Himandhoo Council	4,177,287	5,540,846	6,093,646	7,107,526	7,548,847
1391 ADh. Atoll Council	6,733,758	7,450,223	9,402,431	10,966,837	11,647,791
1392 ADh. Hanyaameedhoo Council	3,166,863	3,989,069	4,666,184	5,442,559	5,780,498
1393 ADh. Omadhoo Council	4,086,758	5,129,151	5,881,106	6,859,624	7,285,552
1394 ADh. Kunburudhoo Council	2,861,937	3,427,437	3,945,581	4,602,060	4,887,811
1395 ADh. Mahibadhoo Council	7,948,549	9,908,652	10,715,362	12,498,218	13,274,258
1396 ADh. Mandhoo Council	2,639,463	3,398,660	4,139,025	4,827,690	5,127,451
1397 ADh. Dhangethee Council	3,795,261	5,064,158	5,648,033	6,587,771	6,996,820
1398 ADh. Dhigurashu Council	3,697,287	4,834,278	5,420,720	6,322,636	6,715,222
1400 ADh. Fenfushee Council	4,927,792	5,340,407	6,050,232	7,056,890	7,495,066
1399 ADh. Dhidhdhoo Council	2,012,062	2,635,999	3,043,288	3,549,640	3,770,044
1401 ADh. Maamigilee Council	11,293,709	12,819,513	13,050,658	15,222,069	16,167,238
1402 V. Atoll Council	4,371,990	5,070,067	6,298,222	7,346,140	7,802,277
1403 V. Fulidhoo Council	2,718,359	3,234,397	4,019,653	4,688,456	4,979,572
1404 V. Thinadhoo Council	1,421,670	1,781,863	2,578,555	3,007,584	3,194,331
1405 V. Felidhoo Council	3,335,969	3,907,004	4,367,043	5,093,645	5,409,920
1406 V. Keyodhoo Council	3,619,534	4,639,458	5,147,221	6,003,633	6,376,410
1407 V. Rakeedhoo Council	1,677,434	2,157,319	2,629,326	3,066,801	3,257,225
1408 M. Atoll Council	5,459,985	6,264,139	7,724,743	9,010,011	9,569,461
1409 M. Raiymandhoo Council	2,310,691	2,568,950	3,314,649	3,866,151	4,106,208
1410 M. Veyvashu Council	2,723,694	3,041,346	3,702,994	4,319,110	4,587,293
1411 M. Mulaku Council	5,623,477	7,276,716	7,951,636	9,274,655	9,850,538
1412 M. Mulee Council	4,428,903	5,578,945	6,099,470	7,114,319	7,556,062
1413 M. Naalaafushee Council	2,801,453	3,679,500	4,302,651	5,018,540	5,330,151
1414 M. Kolhufushee Council	4,337,351	5,620,446	6,370,292	7,430,202	7,891,559
1415 M. Dhiggaru Council	4,556,334	5,944,057	6,635,398	7,739,416	8,219,973
1416 M. Maduvvaree Council	3,298,940	3,531,490	4,218,443	4,920,321	5,225,833
1417 F. Atoll Council	5,203,815	6,036,832	7,387,012	8,616,087	9,151,077
1418 F. Feealee Council	4,678,193	5,684,408	6,240,364	7,278,655	7,730,602

	2021	2022	2023	2024	2025
	Actuals	Revised	Approved	Approved	Approved
1419 F. Bileiydhoo Council	5,357,004	5,936,373	6,422,091	7,490,619	7,955,727
1420 F. Magoodhoo Council	5,686,662	4,500,663	4,880,395	5,692,411	6,045,865
1421 F. Dharanboodhoo Council	3,320,666	3,698,325	4,285,819	4,998,908	5,309,300
1422 F. Nilandhoo Council	8,344,127	10,247,743	9,845,473	11,483,594	12,196,634
1423 Dh. Atoll Council	5,828,246	6,751,606	8,362,216	9,753,548	10,359,166
1424 Dh. Meedhoo Council	4,624,760	5,817,586	6,480,408	7,558,639	8,027,971
1425 Dh. Bandidhoo Council	4,507,139	5,470,336	5,858,985	6,833,822	7,258,147
1426 Dh. Rinbudhoo Council	2,811,272	3,505,500	4,195,312	4,893,341	5,197,179
1427 Dh. Hulhudhelee Council	4,015,220	5,259,559	5,941,919	6,930,555	7,360,887
1429 Dh. Maaenboodoo Council	3,671,494	4,620,926	5,265,769	6,141,905	6,523,268
1430 Dh. Kudahuvadhoo Council	9,875,812	13,011,266	13,180,186	15,373,148	16,327,698
1431 Th. Atoll Council	7,625,205	8,718,391	10,563,534	12,321,129	13,086,173
1432 Th. Burunee Council	3,671,126	4,274,458	4,594,966	5,359,491	5,692,273
1433 Th. Vilufushee Council	5,262,439	7,059,694	7,707,773	8,990,217	9,548,438
1434 Th. Madifushee Council	4,666,983	6,003,856	6,188,298	7,217,927	7,666,103
1435 Th. Dhiyamigilee Council	3,397,765	4,856,661	5,037,698	5,875,886	6,240,732
1436 Th. Guraidhoo Council	6,110,707	8,095,495	8,764,516	10,222,785	10,857,539
1437 Th. Kandoodhoo Council	3,426,179	4,756,838	4,622,292	5,391,364	5,726,125
1438 Th. Vandhoo Council	2,706,073	3,472,031	4,105,170	4,788,201	5,085,510
1439 Th. Hirilandhoo Council	5,230,026	6,780,561	7,345,558	8,567,735	9,099,724
1440 Th. Gaadhiffushee Council	2,761,693	2,969,404	3,387,382	3,950,985	4,196,310
1441 Th. Thimarafushee Council	5,529,673	7,037,285	7,851,821	9,158,232	9,726,885
1442 Th. Veymandoo Council	5,224,998	6,648,087	7,304,059	8,519,332	9,048,315
1443 Th. Kinbidhoo Council	4,236,304	5,511,144	6,130,285	7,150,262	7,594,236
1444 Th. Omadhoo Council	3,235,972	4,228,988	4,458,429	5,200,237	5,523,130
1445 L. Atoll Council	8,188,556	9,151,904	11,399,217	13,295,855	14,121,422
1446 L. Isdhoo Council	5,738,280	7,692,240	7,857,614	9,164,989	9,734,062
1447 L. Dhanbidhoo Council	4,163,527	5,386,743	6,030,643	7,034,041	7,470,799
1448 L. Maabaidhoo Council	4,256,408	5,404,383	5,739,236	6,694,148	7,109,802
1449 L. Mundoo Council	3,005,983	3,456,091	3,880,748	4,526,440	4,807,496
1508 L. Kalaidhoo Council	5,019,288	6,678,313	6,857,988	7,999,042	8,495,719
1450 L. Gamu Council	15,188,292	19,756,789	18,523,961	21,606,037	22,947,600
1451 L. Maavashu Council	6,819,222	8,450,566	9,451,972	11,024,622	11,709,163
1452 L. Fonadhoo Council	10,234,480	13,094,103	13,754,662	16,043,207	17,039,362
1454 L. Maamendhoo Council	4,625,702	6,019,431	6,664,178	7,772,985	8,255,626
1455 L. Hithadhoo Council	5,495,955	6,753,696	7,737,209	9,024,551	9,584,903
1456 L. Kunahandhoo Council	4,385,252	5,657,797	6,086,804	7,099,546	7,540,371

	2021 Actuals	2022 Revised	2023 Approved	2024 Approved	2025 Approved
1457 GA. Atoll Council	7,127,262	7,821,566	9,783,481	11,411,288	12,119,838
1458 GA. Kolamaafushee Council	5,516,876	6,641,693	7,088,343	8,267,724	8,781,084
1459 GA. Vilingilee Council	10,423,512	13,644,018	14,129,487	16,480,396	17,503,698
1460 GA. Maamendhoo Council	5,451,377	6,847,252	7,494,280	8,741,203	9,283,962
1461 GA. Nilandhoo Council	3,905,968	5,092,797	5,575,398	6,503,051	6,906,838
1462 GA. Dhaandhoo Council	5,373,025	6,690,430	7,332,105	8,552,044	9,083,058
1463 GA. Dhevvdhoo Council	4,084,195	5,197,128	5,460,582	6,369,132	6,764,604
1464 GA. Kondey Council	3,495,183	4,174,759	4,821,182	5,623,346	5,972,511
1465 GA. Gemanafushee Council	6,208,821	7,822,341	8,413,093	9,812,891	10,422,193
1466 GA. Kanduhulhuhdoo Council	4,018,617	5,080,133	5,613,527	6,547,524	6,954,073
1278 GDh. Atoll Council	8,265,786	9,436,269	11,591,493	13,520,122	14,359,614
1467 GDh. Madavelee Council	5,852,599	7,529,904	8,089,030	9,434,909	10,020,741
1468 GDh. Hoadedhdhoo Council	5,132,591	6,778,155	6,957,106	8,114,652	8,618,507
1469 GDh. Nadalla Council	5,736,537	6,060,574	6,693,840	7,807,583	8,292,372
1470 GDh. Gadhdhoo Council	7,239,841	9,375,080	9,974,418	11,633,994	12,356,372
1471 GDh. Rathafandhoo Council	4,406,428	4,780,630	5,723,407	6,675,686	7,090,193
1472 GDh. Vaadhoo Council	5,506,903	7,090,314	7,346,182	8,568,463	9,100,496
1473 GDh. Fiyoaree Council	4,838,786	6,044,353	6,593,661	7,690,736	8,168,269
1474 GDh. Faresmaathodaa Council	5,768,372	7,395,898	8,028,027	9,363,755	9,945,170
1475 GDh. Thinadhoo Council	18,298,851	22,915,798	24,087,677	28,095,462	29,839,967

4.6 SPECIAL BUDGET

(IN MVR)

	2022 Revised	2023 Approved	2024 Approved	2025 Approved
Total	12,747,461,603	11,619,905,675	13,760,118,701	17,354,116,754
211001 Salaries and Wages	-	493,183,123	1,914,019,616	3,163,021,568
Pay Harmonization	-	493,183,123	1,914,019,616	3,163,021,568
212014 Dependants' Allowance	3,300,000	4,500,000	4,500,000	4,500,000
Allowances to Former President - Maumoon Abdul Gayoom (Monthly 75,000)	900,000	900,000	900,000	900,000
Allowances to Former President - Mohamed Nasheedh (Monthly 50,000.00)	-	600,000	600,000	600,000
Allowances to Former President - Abdulla Yaameen Abdul Gayoom (monthly 50,000.00)	600,000	600,000	600,000	600,000
Living Allowances to Former President - Maumoon Abdul Gayoom (monthly 50,000.00)	600,000	600,000	600,000	600,000
Living Allowances to Former President - Mohamed Nasheedh (monthly 50,000.00)	-	600,000	600,000	600,000
Living Allowances to Former President - Mohamed Waheed Hassan Manik (monthly 50,000.00)	600,000	600,000	600,000	600,000
Living Allowances to Former President - Abdulla Yaameen Abdul Gayoom (monthly 50,000.00)	600,000	600,000	600,000	600,000
221004 Foreign Travels	146,257	-	-	-
Expenses of lawyers hired to answer various cases on behalf of the state	146,257	-	-	-
223002 Electricity	8,756,751	129,000,000	141,000,000	154,000,000
Electricity bills - Government Buildings	8,756,751	129,000,000	141,000,000	154,000,000
223003 Water and Sanitation Services	200,580	250,000	250,000	250,000
Water bills - Government Buildings	200,580	250,000	250,000	250,000
223011 Carriage and Conveyance	38,166	-	-	-
Acquiring Vehicles for Government use	38,166	-	-	-
223016 Consultancy, Translation & Other Related Services	42,263,297	45,000,000	35,000,000	35,000,000
Consultancy, Translation & Other Related Services Fees fo state lawyers for cases related to state	42,263,297	45,000,000	35,000,000	35,000,000
223019 Annual Fees to Government	11,902	-	-	-
Purchase of vehicles for state use	11,902	-	-	-
223023 Spending on Domestic and Overseas Travel Fairs	124,200,000	154,200,000	154,200,000	154,200,000
Maldives Marketing and Public Relation Corporation	124,200,000	154,200,000	154,200,000	154,200,000
223024 Bank Charges and Commission	6,551,406	22,842,000	22,842,000	22,842,000
P.O.S Terminal Fee & Payment Gateway	2,818,645	2,842,000	2,842,000	2,842,000
Bank Charges and Commission	3,610,124	20,000,000	20,000,000	20,000,000
Expenses of lawyers hired to answer various cases on behalf of the state	26,596	-	-	-
Multilateral	6,412	-	-	-
Bilateral	89,629	-	-	-
223025 Insurance	2,232,000	3,200,000	3,200,000	3,200,000
Government Buildings Insurance	-	1,000,000	1,000,000	1,000,000
Cabinet Ministers Health Insurance	2,232,000	2,200,000	2,200,000	2,200,000
223999 Other Administrative Services	120,157,495	147,200,000	147,200,000	148,200,000
Former President's Office Operating Expenses - Maumoon Abdul Gayoom (Monthly 175,000)	2,100,000	2,100,000	2,100,000	2,100,000
Former President's Office Operating Expenses - Mohamed Nasheedh (Monthly 175,000)	2,100,000	2,100,000	2,100,000	2,100,000
Former President's Office Operating Expenses - Mohamed Waheed Hassan Manik (Monthly 175,000)	2,100,000	2,100,000	2,100,000	2,100,000
Former President's Office Operating Expenses - Abdulla Yaameen Abdul Gayoom (Monthly 175,000)	-	2,100,000	2,100,000	2,100,000

	2022	2023	2024	2025
	Revised	Approved	Approved	Approved
Medical Expenses of Former Presidents - Maumoon Abdul Gayoom	1,070,277	700,000	700,000	700,000
Medical Expenses of Former Presidents - Mohamed Nasheedh	903,885	700,000	700,000	700,000
Medical Expenses of Former Presidents - Mohamed Waheed Hassan Manik	-	700,000	700,000	700,000
Medical Expenses of Former Presidents - Abdulla Yaameen Abdul Gayoom	-	700,000	700,000	700,000
Valuations for Government Land & Buildings	-	15,000,000	15,000,000	15,000,000
Capital Market Development Authority Budget	13,200,000	15,000,000	15,000,000	16,000,000
Maldives Bar Council Budget	3,000,000	3,000,000	3,000,000	3,000,000
Maldives Civil Aviation Authority Budget	22,683,333	20,000,000	20,000,000	20,000,000
Maldives chartered Accountant Association Budget	3,000,000	3,000,000	3,000,000	3,000,000
Public Service Media - Administrative Budget	70,000,000	80,000,000	80,000,000	80,000,000
227001 Interest Payments to Government Agencies	143,400,000	144,833,273	142,923,714	140,965,700
Treasury Loan (MMA)	143,400,000	144,833,273	142,923,714	140,965,700
227002 Interest Payments to Domestic Sources	17,900,000	10,908,000	1,313,000	303,000
Domestic Loan	17,900,000	10,908,000	1,313,000	303,000
227003 Interest Payments to Foreign Sources	1,360,777,168	1,515,954,905	1,732,916,768	1,814,159,552
Bond	876,100,000	853,551,000	853,551,000	853,551,000
Pipeline Securities	-	-	153,795,225	230,692,838
Multilateral	117,400,000	190,183,000	169,882,000	145,036,000
Bilateral	52,500,000	62,519,000	72,821,000	75,851,000
Buyers credit	251,955,288	225,432,000	234,926,000	248,056,000
Pipeline Loan	-	56,100,905	119,772,543	200,776,714
Private	62,700,000	128,169,000	128,169,000	60,196,000
Loan Repayment - Bond	121,880	-	-	-
227011 Discount on Treasury Bills	1,712,365,625	1,765,152,159	1,951,115,483	2,125,995,661
Fixed Coupon Bond	278,145,500	184,600,000	161,200,000	122,500,000
Pension Accrued Rights Bond	31,407,000	35,579,000	42,677,000	41,428,000
Maldivian Rufiyaa T-Bill	1,238,081,502	1,370,497,536	1,572,762,860	1,787,592,038
US Dollar T-Bill (in MVR)	116,155,623	116,155,623	116,155,623	116,155,623
Islamic Instruments	48,576,000	58,320,000	58,320,000	58,320,000
228007 Subscriptions & Fees to International Organisations	6,899,395	13,552,860	13,552,860	8,464,260
SAP License	5,536,608	5,675,000	5,675,000	5,675,000
Credit Rating Fiscal Agency Fee	942,694	2,359,260	2,359,260	2,359,260
Annual Bloomberg Portal Fee	420,093	430,000	430,000	430,000
Government Local Office Cost (UNDP)	-	5,088,600	5,088,600	-
228009 Assistance to Associations & Social Organisations	-	37,057,724	40,435,346	42,078,027
Government Contribution to Political Parties 0.1%	-	37,057,724	40,435,346	42,078,027
228011 Electricity Subsidies	951,276,009	593,892,462	610,775,600	607,389,473
Electricity Subsidy - STELCO	21,059,133	-	-	-
Electricity Subsidy - Fenaka	916,657,784	593,892,462	610,775,600	607,389,473
Electricity Subsidy - MWSC	8,405,113	-	-	-
Electricity Subsidy - K.Huraa Council	550,140	-	-	-
Electricity Subsidy - R.Ungoofaar Council	4,603,839	-	-	-

	2022	2023	2024	2025
	Revised	Approved	Approved	Approved
228013 Food Subsidies	313,784,727	330,800,000	345,400,000	358,300,000
Food Subsidy - STO	313,784,727	330,800,000	345,400,000	358,300,000
228025 Subsidies for Waste Management	26,400,000	15,000,000	15,000,000	15,000,000
Waste Management Subsidy - WAMCO	26,400,000	15,000,000	15,000,000	15,000,000
228020 Subsidies to Fishermen	-	250,000,000	150,000,000	50,000,000
MIFCO to maintain the price of seafood purchased from fishermen	-	250,000,000	150,000,000	50,000,000
228026 Fuel Subsidy	2,316,417,949	586,170,044	545,138,141	436,110,513
Fuel Subsidy - STO	2,316,417,949	586,170,044	545,138,141	436,110,513
228028 Transport Subsidy	158,049,828	300,562,529	373,381,183	446,199,836
Transport Subsidy	158,049,828	300,562,529	373,381,183	446,199,836
228030 Sewerage Subsidy	-	180,000,000	180,000,000	180,000,000
Reduction of loss from the provision of Sewerage Services (FENAKA)	-	180,000,000	180,000,000	180,000,000
228999 Other Grants, Contributions & Subsidies	34,813,156	43,634,886	59,385,348	60,000,000
Contributions to Private Parties	34,813,156	43,634,886	59,385,348	60,000,000
281001 Losses from Government Agencies	38,123,286	100,000,000	100,000,000	100,000,000
Obligatory payments under law	38,036,000	100,000,000	100,000,000	100,000,000
Purchase of vehicles for state use	87,286	-	-	-
281003 Losses from changes in exchange rates	14,740,988	-	-	-
US Dollar T-Bill	14,740,988	-	-	-
292101 Budgeted Contingency Provision	-	1,756,956,570	1,916,728,325	2,000,422,476
Contingency	-	1,756,956,570	1,916,728,325	2,000,422,476
424001 Motor Vehicles	-	10,000,000	10,000,000	10,000,000
Purchase of vehicles for state use	-	10,000,000	10,000,000	10,000,000
441002 Cap. Contrib. to Profit-Oriented Public Agencies	2,050,117,829	739,031,968	525,111,945	434,031,968
Maldives Hajj Corporation Limited	3,000,000	3,000,000	3,000,000	3,000,000
Maldives Sports Corporation Limited	5,000,000	5,000,000	5,000,000	5,000,000
Maldives Integrated Tourism Development Corporation	3,000,000	3,000,000	3,000,000	3,000,000
Business Center Corporation	14,000,000	12,000,000	12,000,000	12,000,000
Kahdhoo Airport Limited Company	18,000,000	18,000,000	18,000,000	18,000,000
Aasandha Private Limited	5,000,000	5,000,000	-	-
Maldives Funds Management Corporation Limited	7,000,000	19,600,000	19,600,000	19,600,000
Ocean Connect Maldives	-	3,000,000	3,000,000	3,000,000
Agro National Corporation	9,000,000	80,000,000	51,079,977	40,000,000
Waste Management Corporation Limited	69,678,631	50,000,000	50,000,000	50,000,000
SME Development Finance Corporation	233,333,200	250,000,000	80,000,000	-
Addu International Airport	64,188,526	44,931,968	44,931,968	44,931,968
Fahi Dhirulhun Corporation Limited	26,893,710	26,000,000	26,000,000	26,000,000
Housing Development Corporation	1,094,794,829	-	-	-
State Electric Company	350,871,353	100,000,000	100,000,000	100,000,000
Tradenet Maldives Corporation	7,500,000	9,500,000	9,500,000	9,500,000
Regional Airports	138,857,580	100,000,000	100,000,000	100,000,000
Maldives Post Limited	-	10,000,000	-	-

		2022	2023	2024	2025
		Revised	Approved	Approved	Approved
442001	Capital held in Multilateral Institutions	25,216,838	21,427,102	9,776,683	2,864,715
	IDB	2,183,759	2,224,785	2,224,785	2,224,785
	ICIEC	1,305,625	-	677,622	-
	IDA	88,477	88,477	88,477	-
	UNDP	2,534,272	-	-	-
	AIIB	2,158,800	2,158,800	2,158,800	-
	ISFD	-	-	96,201	-
	ITFC	3,512,454	3,521,589	3,521,589	-
	CFTC	369,279	369,279	369,279	-
	IBRD	8,854,512	8,854,512	-	-
	IFC	4,209,660	4,209,660	639,930	639,930
442002	Long Term Investments	75,000,000	-	-	-
	SME Development Finance Corporation	75,000,000	-	-	-
723002	Long Term Domestic Loan Repayment - State Financial Institutions	251,440,000	275,942,100	639,335,131	636,239,400
	Treasury Bond (MMA)	104,440,000	78,689,100	80,603,131	82,557,400
	Fixed Coupon Bond	-	-	507,020,000	508,030,000
	Domestic Loan	147,000,000	197,253,000	51,712,000	45,652,000
723003	Long Term Domestic Loan Repayment - Individuals	59,266,774	63,205,396	65,101,558	67,054,605
	Pension Accrued Rights Bond	59,266,774	63,205,396	65,101,558	67,054,605
725001	Long Term Domestic Loan Repayment - Multilateral	355,100,000	410,060,000	429,048,000	584,790,000
	Multilateral Agencies	355,100,000	410,060,000	429,048,000	584,790,000
725002	Long Term Domestic Loan Repayment - Bilateral	339,500,000	443,188,000	492,072,000	549,541,000
	Foreign Governments	339,500,000	443,188,000	492,072,000	549,541,000
725004	Long Term Domestic Loan Repayment - Foreign Individuals	851,669,679	908,697,000	989,396,000	2,998,993,000
	Buyer credit	851,669,679	908,697,000	989,396,000	1,443,593,000
	Private	-	-	-	1,555,400,000
725005	Long Term Loan Repayment - Government Bond (Foreign)	894,300,000	-	-	-
	Bond	894,300,000	-	-	-
731001	Domestic Loan - State Owned Enterprises	52,326,370	-	-	-
	Compensaion for WLT - Airport Investment Maldives	52,326,370	-	-	-
731999	Other New Domestic Lending	390,718,128	104,503,574	-	-
	Sifco Housing Project	390,718,128	104,503,574	-	-

4.7 PENSION BUDGET

(IN MVR)

	2022 Revised	2023 Approved	2024 Approved	2025 Approved
Total	1,487,756,672	1,566,800,000	1,656,500,000	1,746,200,000
213001 Basic Pensions	1,213,422,065	1,254,896,364	1,328,442,767	1,398,711,906
Pension payments for 20,40,60	65,711,460	66,140,076	62,793,840	59,170,675
Basic Pension	1,147,710,605	1,188,756,288	1,265,648,927	1,339,541,231
213002 Retirement Benefits and Gratuities	7,767,703	8,000,000	8,000,000	8,000,000
Job Benefits	7,767,703	8,000,000	8,000,000	8,000,000
213003 Retirement Benefits paid upon Retirement	40,648,792	41,131,756	48,905,503	55,414,653
Civil Service Commission	23,858,868	25,000,000	30,000,000	35,000,000
Presidents Office	539,169	708,496	735,794	240,587
Ministry of Defence	7,120,387	8,000,000	10,000,000	12,000,000
Maldives Police Service	617,113	1,000,000	1,000,000	1,000,000
Maldives Customs Service	2,941,500	3,000,000	4,000,000	5,000,000
Auditor General's Office	894,578	663,481	-	-
Judicial Service Commission	1,000,093	1,200,000	1,500,000	520,438
Prosecutor General's Office	-	198,961	102,554	-
Elections Commission	-	23,805	-	-
Maldives National University	615,860	439,099	491,790	200,641
Department of Judicial Administration	2,562,271	245,802	873,253	1,250,875
Maldives Correctional Service	166,320	-	-	-
Islamlamic University of Maldives	-	202,112	202,112	202,112
Anti-Corruption Commission	-	450,000	-	-
People's Majlis	332,633	-	-	-
213004 Monthly Payment to the Retired	225,915,578	262,771,880	271,151,730	284,073,441
Civil Service Commission	128,178,708	151,502,181	160,883,722	170,457,188
Presidents Office	6,071,269	6,289,851	6,973,168	7,288,804
Ministry of Defence	27,190,817	29,470,588	28,658,677	28,563,479
Maldives Police Service	10,869,504	12,000,000	14,000,000	16,000,000
Maldives Customs Service	5,769,742	7,946,471	7,581,551	7,610,051
Auditor General's Office	199,865	574,977	574,977	552,004
Judicial Service Commission	22,477,405	30,509,206	24,256,306	23,225,506
Prosecutor General's Office	1,149,516	1,399,327	1,520,527	1,520,527

	2022	2023	2024	2025
	Revised	Approved	Approved	Approved
Elections Commision	855,228	880,546	880,546	880,546
Maldives National University	3,226,035	3,494,154	3,983,646	4,070,362
Anti Corruption Commission	4,073,702	360,000	480,000	480,000
People's Majlis	5,171,639	6,938,147	9,539,558	11,381,522
Department of Judicial Administration	7,943,569	8,561,360	8,973,980	9,198,380
Maldives Correctional Service	2,630,573	2,631,784	2,631,784	2,631,784
Islamic University of Maldives	108,006	213,288	213,288	213,288
223024 Bank Charges and Commission	2,534	-	-	-
Pension payments for 20,40,60	2,534	-	-	-

4.8 NEW POLICY INITIATIVES

(IN MVR)

	2023 Approved	2024 Approved	2025 Approved
Total	691,055,384	703,381,082	638,175,487
1001 Presidents Office	4,598,500	-	-
Implementation of Colombo Security Conclave Activities	800,000	-	-
Conducting Viyavathi Conference	2,998,500	-	-
Implementing National Terrorism Response Plan	800,000	-	-
1008 Maldives Customs Service	22,057,942	-	-
API / PNR Gateway	4,394,700	-	-
Asycuda Upgrading	17,663,242	-	-
1012 Ministry of Defense	435,657	435,657	435,657
Staff Required for DASA	435,657	435,657	435,657
1013 Maldives National Defense Force	16,666,667	16,666,667	16,666,667
Implementing the Recommendations of the 2-4-1 Committee	16,666,667	16,666,667	16,666,667
1016 Ministry of Home Affairs	3,000,000	3,000,000	3,000,000
Inter Operable Criminal Justice Data Management System	2,000,000	2,000,000	2,000,000
Development of Rehabilitation and Reintegration Programs	1,000,000	1,000,000	1,000,000
1025 Maldives Correctional Service	1,246,256	1,246,256	1,246,256
Recruiting technical staff for Rehabilitation and Reintegration of inmates	594,320	594,320	594,320
Reruitment of medical staff to the Drug Detoxification Center based in Maafushi Prison	651,936	651,936	651,936
1026 Department of National Registrations	2,400,000	600,000	-
Smart Cooling System (Server Room)	2,400,000	600,000	-
1027 Maldives Police Service	245,389,093	250,398,084	259,769,662
Strengthening Operational Policing in Atoll Regions	2,500,000	2,800,000	3,800,000
Expanding policing in the Islands	242,889,093	247,598,084	255,969,662
1029 Maldives Immigration	3,110,553	1,644,973	1,644,973
Operationalize Immigration Office in Addu City	1,465,580	-	-
New Staff for Velana International Airport	1,644,973	1,644,973	1,644,973
1057 Department of Juvenile Justice	4,472,558	4,472,558	4,472,558
New staff for Juvenile Residential Center, Halfway house and Juvenile Justice Department	4,472,558	4,472,558	4,472,558
1058 Ministry of Education	53,443,551	64,764,864	65,764,864
School Operational Budget	41,443,551	54,949,864	54,949,864
Acquiring Laboratory Chemicals	2,000,000	3,000,000	4,000,000

		2023	2024	2025
		Approved	Approved	Approved
	School Bus Program	8,000,000	-	-
	Upgrading of School Computer Labs	2,000,000	6,815,000	6,815,000
1129	Ministry of Higher Education	12,905,400	12,905,400	12,905,400
	Junior College Operational Budget - HA. Dhidhoo	1,250,000	1,250,000	1,250,000
	Junior College Operational Budget - R. Alifushi	1,250,000	1,250,000	1,250,000
	Re-skill of Job Seekers	2,975,000	2,975,000	2,975,000
	Conducting Training Programs for Senior Management Position in Resorts	7,430,400	7,430,400	7,430,400
1163	Ministry of Health	33,700,000	31,308,494	26,820,359
	Establishing portable X-ray camera image solution service in 5 Atolls	750,000	-	-
	Medical Equipment for Health Centers	6,300,000	2,700,000	-
	Home Visit Program	150,000	-	-
	Providing Outreach Services for 14 Atolls	1,000,000	1,000,000	1,000,000
	Staff required for New Programmes in Health Centers	24,000,000	24,000,000	24,000,000
	Establishing a Mental Health Division	1,500,000	3,608,494	1,820,359
1166	Indira Gandhi Memorial Hospital	250,000	250,000	250,000
	To conduct Outreach Programme	250,000	250,000	250,000
1167	Kulhudhuffushi Regional Hospital	26,218,905	8,313,500	6,650,000
	Recruitment of new staff for the Hospital and relevant Health Centers	5,600,000	5,600,000	5,600,000
	Medical Equipments for the Hospital relevant Health Centers	4,691,150	-	-
	Repairs and maintenance of Health Centers under Kulhudhuffushi Regional Hospital	5,000,000	-	-
	New Ward Building setup	450,000	216,000	800,000
	Conducting Outreach Programme	250,000	250,000	250,000
	Repairs to the Emergency Room	3,500,000	1,500,000	-
	Starting of E.N.T Surgery Service	750,000	-	-
	Development of NICU in New Ward Building	2,050,000	747,500	-
	Starting of Cystoscopy	155,384	-	-
	Installation of Total Lab Automation and Pneumatic Tubing System	1,300,000	-	-
	Trauma Implants	2,472,371	-	-
1168	Ungoofaaru Regional Hospital	26,300,000	21,418,858	5,250,000
	Recruitment of new staff for the Hospital and relevant Health Centers	5,000,000	5,000,000	5,000,000
	Medical Equipments for the Hospital relevant Health Centers	7,000,000	-	-
	Medical Equipment, Medical Furniture and Other equipment for the New Building	4,000,000	15,418,858	-
	Backup Generator 400KW	2,250,000	750,000	-
	Conducting Outreach Programme	250,000	250,000	250,000
	New X-Ray Machine	2,000,000	-	-

		2023 Approved	2024 Approved	2025 Approved
	Repairs of Health Centers under URH	5,000,000	-	-
	Labor room & existing OT renovation & AC installation	800,000	-	-
1169	Addu Equitorial Hospital	950,000	3,250,000	5,250,000
	Medical Equipments for the Hospital relevant Health Centers	700,000	3,000,000	5,000,000
	Conducting Outreach Program	250,000	250,000	250,000
1171	Abdul Samad Memorial Hospital	15,078,000	7,662,000	5,850,000
	Repairs of GDH. Health Centers	5,000,000	-	-
	Medical Equipments for the Hospital relevant Health Centers	4,228,000	1,812,000	-
	Conducting Outreach Program	250,000	250,000	250,000
	Staff required for new Programs	5,600,000	5,600,000	5,600,000
1172	Gan Regional Hospital	13,895,713	783,178	783,178
	Implement the new services Nephrology	76,572	76,572	76,572
	Medical Equipments for the Hospital relevant Health Centers	2,012,500	-	-
	Repairs of Health Centers	5,000,000	-	-
	Conducting Outreach Program	250,000	250,000	250,000
	Equipments for Physiotherapy	4,892,342	-	-
	Implement the Therapeutic unit and services	100,000	100,000	100,000
	Upgrade of Hospital Out Patient Department (OPD)	850,000	-	-
	Expanding Gan Regional Hospital Service	357,693	-	-
	New Dental department	356,606	356,606	356,606
1188	Hulhumale Hospital	20,986,129	16,486,129	16,486,129
	Conducting Outreach Program	250,000	250,000	250,000
	Expanding ER Services	4,500,000	-	-
	Expanding Mental Health Services	6,236,129	6,236,129	6,236,129
	Starting of GP Services in Hulhumale' Phase 2	10,000,000	10,000,000	10,000,000
1192	National Drug Agency	3,403,642	-	-
	Starting Medical Detoxification program in the islands	2,400,000	-	-
	Starting of Methadone maintenance program in the islands	1,003,642	-	-
1211	National Centre for the Arts	5,500,000	5,600,000	5,000,000
	Event and Exhibitions	2,400,000	3,000,000	3,000,000
	Facilitating Artists to Develop and Promote their Business aspect	1,100,000	600,000	-
	Olympus Operational Budget	2,000,000	2,000,000	2,000,000
1215	Ministry of Youth, Sports & Community Empowerment	7,800,000	3,000,000	3,000,000
	Organizing and hosting sports competitions	4,800,000	-	-
	Aid given to Maldives Red Crescent	3,000,000	3,000,000	3,000,000

		2023 Approved	2024 Approved	2025 Approved
1224	Ministry of National Planning, Housing and Infrastructure	750,000	750,000	750,000
	Repair & Maintenance of Harbors	750,000	750,000	750,000
1228	Maldives Meteorological Service	900,000	600,000	-
	Maintenance of Doppler Weather Radar Tower	900,000	600,000	-
1229	Ministry of Transport & Civil Aviation	61,541,650	65,466,600	13,000,000
	Repair & Maintenance of Water & Sewerage Projects	9,000,000	19,500,000	1,500,000
	Annual seed money contribution to Addu Conservation Trust Fund	500,000	-	-
	Annual seed money contribution to Fuvahmulah Conservation Trust Fund	500,000	-	-
	Equipment for the Waste Transfer Facility for Zone 4 & 5	4,741,650	18,966,600	-
	Establishing of necessary measures for management and introduction of eco-tourism to protected wetlands and mangroves in inhabited islands of Boduthiladhunmathi	6,000,000	17,000,000	11,500,000
	Waste Management - Kulhudhufushi	10,000,000	10,000,000	-
	Waste management Grant to Councils	30,800,000	-	-
1204	National Centre For Information Technology	14,206,408	21,821,074	23,227,889
	Digital Identity	2,661,280	3,991,920	4,790,304
	Establish a Disaster Recovery Site	9,010,000	14,787,000	14,787,000
	Government Digital Service	1,483,955	1,780,746	2,136,895
	Government Productivity	1,051,173	1,261,408	1,513,690
1240	Ministry of Islamic Affairs	12,160,000	12,160,000	12,160,000
	Operational Budget of New Mosques	2,160,000	2,160,000	2,160,000
	Repairs of Mosques	10,000,000	10,000,000	10,000,000
1242	People's Majlis	6,000,000	-	-
	Subscription for the renewal of Congress system and storage server's software	6,000,000	-	-
1245	Anti-Corruption Commission	110,000	-	-
	Implement National Anti-Corruption Policy	110,000	-	-
1245	Human Rights Commission	624,400	-	-
	Election Monitoring for 2023	624,400	-	-
1247	Judicial Service Commission	870,000	870,000	870,000
	Awareness for Judges	278,990	278,990	278,990
	Performance Appraisal of Judges	591,010	591,010	591,010
1250	National Social Protection Agency	49,350,000	141,000,000	141,000,000
	Revision of Disability Allowances	49,350,000	141,000,000	141,000,000
1256	Civil Service Commission	2,500,000	-	-
	Enhancing Digital Transformation of Civil Service	2,500,000	-	-

		2023 Approved	2024 Approved	2025 Approved
1257	Prosecutor General's Office	1,232,864	-	-
	Establishment of criminal case archives in Fuvahmulah City	1,232,864	-	-
1264	Department of Judicial Administration	2,681,200	2,681,200	2,681,200
	Establish institutional mechanism to implement civil procedure code	1,975,200	1,975,200	1,975,200
	Increase institutional capacity of DJA	706,000	706,000	706,000
1276	Local Government Authority	1,940,296	-	-
	Develop Technical Capacity for Land use planning at Atoll level	940,296	-	-
	Fanoalla Dharubaaru	1,000,000	-	-
1505	Family Protection Authority	1,180,000	925,590	340,695
	Providing Legal Aid and counselling service to the victims of sexual offence & Domestic Violence	680,000	925,590	340,695
	Domestic Violence Perpetrator Engagement	500,000	-	-
1510	Ministry of Gender, Family and Social Services	10,700,000	2,400,000	2,400,000
	Establishment of IBAMA	1,500,000	-	-
	Implementation of Gender Equality Action Plan (GEAP)	800,000	-	-
	Operation of Elderly Community Center	2,400,000	2,400,000	2,400,000
	Operationalization of F. Nilandhoo Children's Home	1,600,000	-	-
	Refurbishment of GA. Family Children Service Center and Accommodation block	1,200,000	-	-
	Refurbishment of LH. Family Children Service Center and Accommodation block	2,000,000	-	-
	Refurbishment of S. Family Children Service Center and Accommodation block	1,200,000	-	-
1522	National Counterterrorism Centre	500,000	500,000	500,000
	Implementation of National Action Plan on Preventing and Countering Violent Extremism	500,000	500,000	500,000

4.9 EMPLOYEE EMOLUMENTS FOR 2023

(IN MVR)

	Political		Elected		Appointees		Civil Service		Independent Institution		In Uniform		Contract		Other		Total	
	No.	MVR	No.	MVR	No.	MVR	No.	MVR	No.	MVR	No.	MVR	No.	MVR	No.	MVR	No.	MVR
Total	1,068	452,949,726	89	91,704,465	178	102,559,018	26,061	5,120,309,741	4,807	901,702,340	10,594	2,696,210,586	4,309	1,060,411,868	753	203,050,173	47,659	10,638,897,917
S01 Presidents Office	410	110,850,301	2	2,169,000	7	2,381,160	-	-	-	-	-	-	59	11,816,166	-	-	478	127,216,627
S02 People's Majlis	8	1,651,056	87	89,535,465	14	4,496,103	-	-	178	44,341,519	-	-	-	-	-	-	287	140,024,143
S04 Department of Judicial Administration	-	-	-	-	66	41,983,681	-	-	1,992	350,833,425	-	-	-	-	-	-	2,058	392,817,106
S03 Judicial Service Commission	-	-	-	-	3	1,593,240	-	-	36	8,763,459	-	-	4	132,000	-	-	43	10,488,699
S05 Elections Commission	-	-	-	-	5	2,781,960	-	-	61	12,030,207	-	-	-	-	-	-	66	14,812,167
S06 Civil Service Commission	5	2,781,960	-	-	-	-	-	-	80	20,353,912	-	-	3	1,558,620	-	-	88	24,694,492
S07 Human Rights Commission	-	-	-	-	5	2,781,960	-	-	84	18,862,432	-	-	1	228,792	-	-	90	21,873,184
S08 Anti-Corruption Commission	-	-	-	-	5	2,781,960	-	-	128	32,803,308	-	-	-	-	-	-	133	35,585,268
S09 Auditor General's Office	-	-	-	-	4	2,457,000	-	-	172	42,083,544	-	-	-	-	-	-	176	44,540,544
S10 Prosecutor General's Office	-	-	-	-	3	2,069,820	-	-	195	56,727,987	-	-	-	-	-	-	198	58,797,807
S11 Maldives Inland revenue Authority	-	-	-	-	2	1,462,260	-	-	326	84,720,366	-	-	7	420,978	-	-	335	86,603,604
S12 Employment Tribunal	-	-	-	-	7	3,207,360	-	-	29	5,152,623	-	-	-	-	-	-	36	8,359,983
S13 Maldives Media Council	-	-	-	-	15	1,065,780	16	2,691,085	-	-	-	-	-	-	-	-	31	3,756,865
S14 Maldives Broadcasting Commission	-	-	-	-	7	3,819,000	-	-	24	4,244,850	-	-	-	-	-	-	31	8,063,850
S15 Tax Appeal Tribunal	-	-	-	-	5	2,037,684	-	-	18	3,186,012	-	-	-	-	-	-	23	5,223,696
S16 Local Government Authority	-	-	-	-	1	572,400	-	-	53	9,683,005	-	-	-	-	-	-	54	10,255,405
S17 Information Commissioner's Office	-	-	-	-	1	670,200	-	-	19	3,060,528	-	-	-	-	-	-	20	3,730,728
S18 National Integrity Commission	-	-	-	-	5	2,538,840	-	-	35	7,088,923	-	-	-	-	-	-	40	9,627,763
S44 Family Protection Authority	-	-	-	-	1	556,620	-	-	22	4,267,776	-	-	-	-	-	-	23	4,824,346
S60 Office of Ombudsperson for Transitional Justice	-	-	-	-	3	663,000	-	-	31	5,488,166	-	-	-	-	-	-	34	6,151,166
S57 Children's Ombudsperson's Office	-	-	-	-	1	444,000	-	-	25	5,598,024	-	-	-	-	-	-	26	6,042,024
S35 Attorney General's Office	6	2,723,400	-	-	-	-	104	22,716,806	-	-	-	-	-	-	-	-	110	25,440,206
S56 Maldives International Arbitration Centre	-	-	-	-	1	458,220	-	-	11	2,272,465	-	-	-	-	-	-	12	2,730,685
S20 Ministry of Finance	11	5,135,400	-	-	-	-	181	32,407,577	-	-	-	-	38	12,210,794	-	-	230	49,753,771
S21 Ministry of Defence	9	3,654,300	-	-	-	-	55	9,492,908	-	-	-	-	1	255,600	-	-	65	13,402,808
S55 Aviation Security Command	-	-	-	-	-	-	13	2,362,202	-	-	685	145,861,058	-	-	-	-	698	148,223,260
S45 Maldives National Defense Force	-	-	-	-	-	-	93	11,999,941	-	-	3,625	964,676,409	150	24,923,334	-	-	3,868	1,001,593,684

	Political			Elected			Appointees			Civil Service			Independent Institution			In Uniform			Contract			Other		Total	
	No.	MVR	No.	No.	MVR	No.	MVR	No.	MVR	No.	MVR	No.	MVR	No.	MVR	No.	MVR	No.	MVR	No.	MVR	No.	MVR		
S47 Maldives Immigration	2	977,500	-	-	-	3	466,354	-	-	345	69,360,954	7	3,084,576	-	-	-	-	357	73,889,384	-	-	-			
S53 National Disaster Management Authority	3	1,257,318	-	-	-	-	-	21	4,620,258	-	-	-	-	-	-	-	-	24	5,877,576	-	-	-			
S22 Ministry of Home Affairs	16	6,537,646	-	-	-	220	37,982,401	-	-	-	-	4	559,152	-	-	-	-	240	45,079,199	-	-	-			
S39 Maldives Police Service	-	-	-	-	-	820	140,117,604	-	-	4,353	1,136,017,412	-	-	-	-	-	-	5,173	1,276,135,016	-	-	-			
S46 Maldives Correctional Service	-	-	-	-	-	-	-	91	14,751,541	800	170,992,062	35	7,725,818	-	-	-	-	926	193,469,421	-	-	-			
S40 Maldives Customs Service	-	-	-	-	-	-	-	-	-	786	209,302,691	-	-	-	-	-	-	786	209,302,691	-	-	-			
S23 Ministry of Education	15	6,962,140	-	-	-	11,595	2,494,660,857	-	-	-	-	1,693	312,401,764	9	842,023	-	-	13,312	2,754,866,784	-	-	-			
S48 Ministry of Higher Education	9	4,539,780	-	-	-	185	25,756,581	-	-	-	-	34	2,595,368	-	-	-	-	228	32,891,729	-	-	-			
S24 Maldives Islamic University	-	-	-	-	-	-	-	265	32,392,043	-	-	-	-	-	-	-	-	265	32,392,043	-	-	-			
S25 Maldives National University	2	1,650,100	-	-	-	-	-	711	128,376,017	-	-	22	11,308,184	-	-	-	-	735	141,334,301	-	-	-			
S26 Ministry of Foreign Affairs	108	165,199,874	-	-	-	7	18,554,304	149	59,676,523	-	-	141	31,994,386	1	1,815,165	-	-	406	277,240,252	-	-	-			
S27 Ministry of Health	140	33,873,874	-	-	-	1	158,586	4,342	763,376,580	-	-	897	293,280,232	-	-	-	-	5,380	1,090,689,272	-	-	-			
S42 Indira Gandhi Memorial Hospital	4	2,032,890	-	-	-	2,109	535,825,509	-	-	-	-	121	34,262,828	-	-	-	-	2,234	572,121,227	-	-	-			
S62 Hulhumale Hospital	-	-	-	-	-	1	647,400	-	-	-	-	-	-	743	200,392,985	-	-	744	201,040,385	-	-	-			
S58 Kuluhoodhufushi Regional Hospital	9	2,308,268	-	-	-	632	122,225,028	-	-	-	-	111	44,724,464	-	-	-	-	752	169,257,760	-	-	-			
S63 Ungoodaaru Regional Hospital	13	2,550,261	-	-	-	420	71,713,761	-	-	-	-	163	51,590,717	-	-	-	-	596	125,854,739	-	-	-			
S61 Gan Regional Hospital	10	2,308,265	-	-	-	401	68,296,958	-	-	-	-	134	46,617,426	-	-	-	-	545	117,222,649	-	-	-			
S64 Abdul Samad Memorial Hospital	12	3,024,033	-	-	-	361	65,533,288	-	-	-	-	122	47,773,286	-	-	-	-	495	116,330,607	-	-	-			
S59 Addu Equatorial Hospital	1	1,365,000	-	-	-	425	85,361,978	-	-	-	-	144	54,126,599	-	-	-	-	570	140,853,577	-	-	-			
S28 Ministry of Economic Development	18	7,231,380	-	-	-	206	31,023,022	-	-	-	-	37	12,200,752	-	-	-	-	261	50,455,154	-	-	-			
S50 Ministry of Transport & Civil Aviation	15	5,772,180	-	-	-	90	13,765,409	-	-	-	-	-	-	-	-	-	-	105	19,537,589	-	-	-			
S29 Ministry of Tourism	17	6,426,480	-	-	-	55	10,130,335	-	-	-	-	9	1,983,643	-	-	-	-	81	18,540,458	-	-	-			
S30 Ministry of Youth, Sports & Community Empowerment	68	15,892,320	-	-	-	261	33,884,000	-	-	-	-	89	9,803,096	-	-	-	-	418	59,579,416	-	-	-			
S52 Ministry of Arts, Culture and Heritage	30	10,157,400	-	-	-	1	4,582,220	227	29,437,281	-	-	-	-	-	-	-	-	258	40,032,901	-	-	-			
S31 Ministry of National Planning, Housing and Infrastructure	38	13,126,680	-	-	-	1	4,040,040	708	110,043,266	-	-	229	20,937,635	-	-	-	-	976	144,511,621	-	-	-			
S32 Ministry of Fisheries, Marine Resources and Agriculture	14	5,055,060	-	-	-	-	-	188	29,445,299	-	-	-	-	-	-	-	-	202	34,500,359	-	-	-			
S33 Ministry of Islamic Affairs	16	6,027,180	-	-	-	6	1,514,220	827	137,857,330	-	-	-	-	-	-	-	-	849	145,398,730	-	-	-			
S34 Ministry of Environment, Climate Change and Technology	30	11,421,900	-	-	-	449	85,169,127	-	-	-	-	43	18,811,215	-	-	-	-	522	115,402,242	-	-	-			
S36 Ministry Of Gender, Family and Social Services	27	9,693,540	-	-	-	825	138,708,164	-	-	-	-	10	2,764,643	-	-	-	-	862	151,166,347	-	-	-			
S41 National Social Protection Agency	2	762,240	-	-	-	101	18,182,567	-	-	-	-	1	319,800	-	-	-	-	104	19,264,607	-	-	-			

5

Public Sector Investment Program



5.1 PUBLIC SECTOR INVESTMENT PROGRAM BY FUNCTION

(In MVR)

	2023	2024	2025
	Approved	Approved	Approved
Total	8,552,286,773	10,277,182,070	5,045,367,412
1 National Security & Public Order	195,193,051	183,104,915	78,602,312.0
Police	67,775,518	27,204,022	9,409,237.0
National Security	900,000	-	-
Penitentiary	74,908,261	77,189,896	39,841,491.0
Court Building	46,362,097	73,625,499	25,366,528.0
Rehabilitation	3,610,045	3,612,081	3,985,056.0
Customs	1,637,130	1,473,417	-
2 Health Services	750,449,593	535,259,078	202,172,000.0
Health	750,449,593	535,259,078	202,172,000.0
3 Education Sector	310,638,850	382,724,628	74,499,749.0
University	25,494,492	37,350,092	15,393,993.0
Education	285,144,358	345,374,536	59,105,756.0
4 Environmental Protection	1,354,307,105	1,479,145,344	311,842,829.0
Waste Management	631,010,055	601,630,864	171,388,556.0
Coastal Protection	411,912,540	637,198,836	75,271,365.0
Water Drainage System	13,270,354	20,232,774	989,809.0
Renewable Energy	296,456,436	218,106,922	64,193,099.0
Environment	1,657,720	1,975,948	-
5 Water and Sewerage	643,847,281	857,483,688	354,136,618.0
Sewerage System	34,029,956	31,813,470	8,541,163.0
Water/Sewerage	533,176,714	743,090,255	282,562,464.0
Water System	76,640,611	82,579,963	63,032,991.0

	Approved	Approved	Approved
6 Transport	2,447,591,249	2,718,995,263	2,703,621,229.0
Harbours	394,991,431	570,310,808	195,697,874.0
Bridges	819,381,891	1,357,420,559	735,544,797.0
Airports	921,864,416	622,558,759	79,421,431.0
Transport	3,241,984	3,618,732	2,160,055.0
Development of Ports	308,111,527	165,086,405	1,690,797,072.0
7 General Administration	67,683,699	69,158,911	70,606,516.0
Office Buildings	39,809,766	43,206,894	38,192,920.0
Development of Councils	27,873,933	25,952,017	32,413,596.0
8 Housing & Infrastructure	735,632,079	1,123,588,252	612,303,122
Housing	735,632,079	1,123,588,252	612,303,122.0
9 Recreation, Culture and Religion	348,928,510	466,954,971	273,789,495.0
Construction of Mosques	72,197,162	76,521,447	32,414,921.0
Community & Social Services	54,545,369	73,205,712	12,090,703.0
Sports	213,959,329	313,429,122	229,224,226.0
Culture	8,226,650	3,798,690	59,645.0
10 Land Reclamation & Road Construction	1,463,897,436	2,318,776,724	298,658,993.0
Road Construction	451,782,879	774,567,930	130,583,699.0
Land Reclamation	1,012,114,557	1,544,208,794	168,075,294.0
11 Fisheries & Agriculture	95,756,115	81,412,559	18,212,807.0
Fisheries / Agriculture	95,756,115	81,412,559	18,212,807.0
12 Others	138,361,805	60,577,737	46,921,742.0
Trade and industries	12,532,600	5,662,658	-
Others	125,829,205	54,915,079	46,921,742.0

5.2 PUBLIC SECTOR INVESTMENT PROGRAM BY ISLAND

(In MVR)

Island	BA	Office	Project Code	Project Name	Fund	Fund Details	Status	2023 Approved	2024 Approved	2024 Appr
Total								8,552,286,773	10,277,182,070	5,0
HA, Thuraakunu										
1062	Ministry of Education		P-SCH040-001	School (2 Class, Toilet, Library & Office) - Thuraakunu	Domestic	P-GOM	On-going	4,405,431	4,812,545	
							2,535,362	2,852,282		
							2,535,362	2,852,282		
1224	Ministry of National Planning, Housing and Infrastructure		P-REC003-001	Land Reclamation - HA, Thuraakunu	Domestic	P-GOM	On-going	252,000	504,000	
1240	Ministry of Islamic Affairs		P-MIA001-075	Construction Of Mosque - HA, Thuraakunu	Domestic	P-GOM	On-going	252,000	504,000	
							1,618,069	1,456,263		
							1,618,069	1,456,263		
1229	Ministry of Environment, Climate Change and Technology		P-MEE062-100	Preparing Outer Island For Sustainable Energy Devel - POISED			On-going	Expenditure details included under "At multiple islands"		
1229	Ministry of Environment, Climate Change and Technology		P-WST011-002	Upg. of Zone 1 Island Waste Management Centres			Pre-tendering	Expenditure details included under "At multiple islands"		
HA, Uligamu										
1062	Ministry of Education		P-SCH036-002	School Building (8 Class, Lab, AV Room & Wall) - HA, Uligamu	Domestic	P-GOM	On-going	8,801,162	5,291,514	
							2,735,166	252,124		
1215	Ministry of Youth, Sports & Community Empowerment		P-SPT455-001	Estab. Of Futsal Ground - HA, Uligamu	Domestic	P-GOM	Awarded	1,613,733	1,452,360	
1224	Ministry of National Planning, Housing and Infrastructure		P-HBR065-003	Expansion of Harbour & Coastal Protection - HA, Uligamu	Domestic	P-GOM	Pretendering	1,613,733	1,452,360	
							3,188,471	3,587,030		
							3,188,471	3,587,030		
1224	Ministry of National Planning, Housing and Infrastructure		P-WAS049-001	Water and Sewerage Network - HA, Uligamu	Domestic	P-GOM	Retention	1,263,792	-	
1224	Ministry of National Planning, Housing and Infrastructure				Domestic	P-GOM		1,263,792	-	
			P-HBR114-001	High Speed Ferry Network Access Improvement Platform		Awarded	Expenditure details included under "At multiple islands"			
			P-MEE002-018	Waste Mngmt Project in Zone 1 Islands (OFID PH2 - Waste LC)		Pre-tendering	Expenditure details included under "At multiple islands"			
1229	Ministry of Environment, Climate Change and Technology		P-MEE062-100	Preparing Outer Island For Sustainable Energy Devel - POISED			On-going	Expenditure details included under "At multiple islands"		
HA, Hoarafushi										
1016	Ministry of Home Affairs		P-PEN013-001	Const. Of Juvenile Justice Unit - HA, Hoarafushi	Domestic	P-GOM	On-going	18,313,260	19,045,266	
							980,000	882,000		
							980,000	882,000		

Island	BA	Office	Project Code	Project Name	Fund	Fund Details	Status	2023 Approved	2024 Approved	2025 Approved
	1215	Ministry of Youth, Sports & Community Empowerment	P-SPT346-001	Estab. Of Swimming Track - HA.Hoarafushi	Domestic	P-GOM	On-going	340,000	680,000	-
								340,000	680,000	-
	1215	Ministry of Youth, Sports & Community Empowerment	P-SPT347-001	Dev. Of Volley Court - HA.Hoarafushi	Domestic	P-GOM	On-going	403,200	362,880	-
								403,200	362,880	-
	1224	Ministry of National Planning, Housing and Infrastructure	P-AR011-003	Coastal Protection - HA.Hoarafushi Airport	Domestic	P-GOM	On-going	4,814,684	5,416,519	-
	1224	Ministry of National Planning, Housing and Infrastructure	P-OPT050-001	Coastal Protection - HA.Hoarafushi	Domestic	P-GOM	On-going	4,814,684	5,416,519	-
					Trust fund	T-MGF		323,983	201,585	-
								323,983	201,585	-
	1224	Ministry of National Planning, Housing and Infrastructure	P-ROD032-001	Developing Roads - HA.Hoarafushi	Domestic	P-GOM	On-going	7,702,351	8,665,145	-
								7,702,351	8,665,145	-
	1276	Local Government Authority	P-LGL015-001	Construction Of Council Office - HA.Hoarafushi	Domestic	P-GOM	On-going	330,000	660,000	-
								330,000	660,000	-
	1276	Local Government Authority	P-TRZ006-002	Estab. Of Water Bottling Plant - HA.Hoarafushi	Domestic	P-GOM	On-going	1,000,000	-	-
								1,000,000	-	-
	1224	Ministry of National Planning, Housing and Infrastructure	P-HBRT14-001	High Speed Ferry Network Access Improvement Platform			Awarded	Expenditure details included under "At multiple islands"		
	1224	Ministry of National Planning, Housing and Infrastructure	P-SAN028-001	Prov. Water Supply,Sani.&WasteMgmt-OFID-P2			On-going	Expenditure details included under "At multiple islands"		
	1229	Ministry of Environment, Climate Change and Technology	P-MEE062-100	Preparing Outer Island For Sustainable Energy Devel - POISED			On-going	Expenditure details included under "At multiple islands"		
	1229	Ministry of Environment, Climate Change and Technology	P-WST011-002	Upg. of Zone 1 Island Waste Management Centres			Pre-tendering	Expenditure details included under "At multiple islands"		
								4,589,011	3,509,774	-
HA.Molhadhoo										
	1062	Ministry of Education	P-SCH125-001	School 3 Classroom - HA.Molhadhoo	Domestic	P-GOM	On-going	442,177	127,959	-
								442,177	127,959	-
	1163	Ministry of Health	P-HLT162-001	Upgrading Health Centre - HA.Molhadhoo	Domestic	P-GOM	On-going	631,523	568,370	-
								631,523	568,370	-
	1224	Ministry of National Planning, Housing and Infrastructure	P-HBR004-001	Habour Construction - HA.Molhadhoo	Domestic	P-GOM	Retention	1,014,471	-	-
	1224	Ministry of National Planning, Housing and Infrastructure	P-WAS078-001	Estab. Water & Sewerage System - HA.Molhadhoo	Domestic	P-GOM	On-going	1,014,471	-	-
								2,500,840	2,813,445	-
								2,500,840	2,813,445	-
	1224	Ministry of National Planning, Housing and Infrastructure	P-HBRT14-001	High Speed Ferry Network Access Improvement Platform			Awarded	Expenditure details included under "At multiple islands"		
	1229	Ministry of Environment, Climate Change and Technology	P-MEE002-018	Waste Mngmt Project in Zone 1 Islands (OFID PH2 - Waste LC)			Pre-tendering	Expenditure details included under "At multiple islands"		
	1229	Ministry of Environment, Climate Change and Technology	P-MEE062-100	Preparing Outer Island For Sustainable Energy Devel - POISED			On-going	Expenditure details included under "At multiple islands"		
								34,558,044	48,708,945	7,788,347
HA.Ihavandhoo										
	1058	Ministry of Education	P-SCH033-002	Const. of 12 Classroom block at HA.Ihavandhoo School	Domestic	P-GOM	New	900,000	2,000,000	1,100,000
								900,000	2,000,000	1,100,000

Island	BA	Office	Project Code	Project Name	Fund	Fund Details	Status	2023 Approved	2024 Approved	2025 Approved
HA, Maandhoo	1062	Ministry of Education	P-SCH033-001	HA. Ihavandhoo School Multipurpose			On-going	2,556,514	2,876,078	-
				Domestic	P-GOM			2,556,514	2,876,078	-
	1163	Ministry of Health	P-HLT126-001	Hospital New Building - HA.Ihavandhoo			Tendering	7,338,354	8,255,648	1,238,347
				Domestic	P-GOM			7,338,354	8,255,648	1,238,347
	1215	Ministry of Youth, Sports & Community Empowerment	P-SOC015-001	Devel. Of Youth Centre - HA.Ihavandhoo			On-going	166,941	150,247	-
				Domestic	P-GOM			166,941	150,247	-
	1224	Ministry of National Planning, Housing and Infrastructure	P-HBR042-001	Harbor Upgrading - HA. Ihavandhoo			On-going	805,743	725,169	-
				Domestic	P-GOM			805,743	725,169	-
	1224	Ministry of National Planning, Housing and Infrastructure	P-REC002-001	Land Reclamation - HA.Ihavandhoo			On-going	7,950,460	8,944,267	-
				Domestic	P-GOM			7,950,460	8,944,267	-
1224	Ministry of National Planning, Housing and Infrastructure	P-RD0051-001	Developing Roads - HA. Ihavandhoo			Pretendering	2,860,032	3,217,536	4,200,000	
			Domestic	P-GOM			2,860,032	3,217,536	4,200,000	
1233	Ministry of Fisheries, Marine Resources and Agriculture	P-FIS028-002	Estb. Of Fish Storage Facility - HA. Ihavandhoo			Pretendering	4,480,000	5,040,000	1,250,000	
			Domestic	P-GOM			4,480,000	5,040,000	1,250,000	
1233	Ministry of Fisheries, Marine Resources and Agriculture	P-FIS030-001	Ha.Ihavandhoo Cold Storage & Fish Collecting Centre			New	7,500,000	17,500,000	-	
			Domestic	P-GOM			7,500,000	17,500,000	-	
1027	Maldives Police Service	P-POL010-001	Establishing Of Police Stations			Awarded	Expenditure details included under "At multiple islands"			
1224	Ministry of National Planning, Housing and Infrastructure	P-HBR114-001	High Speed Ferry Network Access Improvement Platform			Awarded	Expenditure details included under "At multiple islands"			
1229	Ministry of Environment, Climate Change and Technology	P-MEE062-100	Preparing Outer Island For Sustainable Energy Devel - POISED			On-going	Expenditure details included under "At multiple islands"			
1229	Ministry of Environment, Climate Change and Technology	P-WS011-001	Zone 1 Regional Waste Management Project			Pretendering	Expenditure details included under "At multiple islands"			
								7,695,341	8,147,635	20,937,938
1062	Ministry of Education	P-SCH037-001	School 2 Storey Building - HA, Maandhoo			On-going	477,847	160,062	-	
			Domestic	P-GOM			477,847	160,062	-	
1215	Ministry of Youth, Sports & Community Empowerment	P-SPT014-001	Dev. of Football Ground - HA, Maandhoo			On-going	167,145	150,430	-	
			Domestic	P-GOM			167,145	150,430	-	
1215	Ministry of Youth, Sports & Community Empowerment	P-SPT014-002	Repa. Fttsal Ground Boundary Wall & Fence - HA, Maandhoo			On-going	420,000	378,000	-	
			Domestic	P-GOM			420,000	378,000	-	
1224	Ministry of National Planning, Housing and Infrastructure	P-HBR170-001	Expansion Of Harbour - HA, Maandhoo			New	3,188,471	3,587,030	2,181,030	
			Domestic	P-GOM			3,188,471	3,587,030	2,181,030	
1224	Ministry of National Planning, Housing and Infrastructure	P-WAS001-001	Water and Sewerage System -HA, Maandhoo			On-going	3,441,878	3,872,113	18,756,908	
			Trust fund	T-MGF			3,441,878	3,872,113	18,756,908	

Island	BA	Office	Project Code	Project Name	Fund	Fund Details	Status	2023 Approved	2024 Approved	2025 Approved
			P-HBR114-001	High Speed Ferry Network Access Improvement Platform			Awarded			
	1224	Ministry of National Planning, Housing and Infrastructure						Expenditure details included under "At multiple islands"		
	1229	Ministry of Environment, Climate Change and Technology	P-MEE002-018	Waste Mngmt Project in Zone 1 Islands (OFID PH2 - Waste LC)			Pre-tendering			
	1229	Ministry of Environment, Climate Change and Technology	P-MEE062-100	Preparing Outer Island For Sustainable Energy Devel - POISED			On-going			
HA.Thakandhoo								5,444,194	6,053,843	19,186,339
	1215	Ministry of Youth, Sports & Community Empowerment	P-SPT062-001	Estab. Of Outdoor Gym - HA.Thakandhoo	Domestic	P-GOM	On-going	315,000	283,500	-
								315,000	283,500	-
	1224	Ministry of National Planning, Housing and Infrastructure	P-HBR068-001	Upgrading Entrance Channel - HA.Thakandhoo	Domestic	P-GOM	On-going	2,314,128	2,603,394	-
								2,314,128	2,603,394	-
	1224	Ministry of National Planning, Housing and Infrastructure	P-WAS093-001	Estab. Water & Sewerage System - HA.Thakandhoo	Trust fund	T-MGF	On-going	2,815,066	3,166,949	19,186,339
								2,815,066	3,166,949	19,186,339
	1224	Ministry of National Planning, Housing and Infrastructure	P-HBR114-001	High Speed Ferry Network Access Improvement Platform			Awarded			
	1229	Ministry of Environment, Climate Change and Technology	P-MEE002-018	Waste Mngmt Project in Zone 1 Islands (OFID PH2 - Waste LC)			Pre-tendering			
	1229	Ministry of Environment, Climate Change and Technology	P-MEE062-100	Preparing Outer Island For Sustainable Energy Devel - POISED			On-going			
HA.Utheemu								11,752,636	8,114,715	2,052,981
	1062	Ministry of Education	P-SCH130-001	Finishing Of School 4 Classroom Building - HA.Utheemu	Domestic	P-GOM	Retention	242,227	-	-
								242,227	-	-
	1163	Ministry of Health	P-HLT158-001	Upgrading Health Centre - HA.Utheemu	Domestic	P-GOM	On-going	115,290	103,761	-
								115,290	103,761	-
	1215	Ministry of Youth, Sports & Community Empowerment	P-SPT315-001	Estab. Football Ground - HA.Utheemu	Domestic	P-GOM	Tendering	1,675,800	1,508,220	226,233
								1,675,800	1,508,220	226,233
	1224	Ministry of National Planning, Housing and Infrastructure	P-HBR148-001	Upgrading Entrance Channel - HA.Utheemu	Domestic	P-GOM	New	2,000,000	-	-
								2,000,000	-	-
	1224	Ministry of National Planning, Housing and Infrastructure	P-WAT035-001	Estab. Water System - HA.Utheemu	Domestic	P-GOM	On-going	1,979,319	2,226,734	-
								1,979,319	2,226,734	-
	1240	Ministry of Islamic Affairs	P-MSQ052-001	Const. of Mosque - HA.Utheemu	Domestic	P-GOM	New	5,000,000	3,500,000	1,826,748
								5,000,000	3,500,000	1,826,748
	1271	Department of Heritage	P-SOC003-001	Upgrade Utheemu B.thakurfm Hadhany Markaz	Domestic	P-GOM	On-going	640,000	576,000	-
								640,000	576,000	-
	1271	Department of Heritage	P-SOC046-001	Estab. Of Museum - HA.Utheemu	Domestic	P-GOM	On-going	100,000	200,000	-
								100,000	200,000	-
	1224	Ministry of National Planning, Housing and Infrastructure	P-HBR114-001	High Speed Ferry Network Access Improvement Platform			Awarded			
	1229	Ministry of Environment, Climate Change and Technology	P-MEE062-100	Preparing Outer Island For Sustainable Energy Devel - POISED			On-going			
	1229	Ministry of Environment, Climate Change and Technology	P-WST011-001	Zone 1 Regional Waste Management Project			Pre-tendering			

Island	BA	Office	Project Code	Project Name	Fund	Fund Details	Status	2023 Approved	2024 Approved	2025 Approved
HA.Muraidhoo										
1215	Ministry of Youth, Sports & Community Empowerment	P-SPT262-001	Estab. Of Football Ground - HA.Muraidhoo	Domestic	P-GOM	On-going		7,168,161	8,805,709	12,395,476
								169,538	152,584	-
1224	Ministry of National Planning, Housing and Infrastructure	P-HBR066-001	Developing Harbour - HA.Muraidhoo	Domestic	P-GOM	On-going		4,152,732	4,671,823	-
								4,152,732	4,671,823	-
1224	Ministry of National Planning, Housing and Infrastructure	P-WAT001-001	Water Supply System - HA.Muraidhoo	Domestic	P-GOM	On-going		1,645,891	1,481,302	11,895,476
				Trust fund	T-MGF			1,645,891	1,481,302	11,895,476
1240	Ministry of Islamic Affairs	P-MSQ049-001	Const. of Mosque - HA.Muraidhoo	Domestic	P-GOM	New		1,200,000	2,500,000	500,000
								1,200,000	2,500,000	500,000
1224	Ministry of National Planning, Housing and Infrastructure	P-HBR114-001	High Speed Ferry Network Access Improvement Platform			Awarded		Expenditure details included under "At multiple islands"		
1229	Ministry of Environment, Climate Change and Technology	P-MEE002-018	Waste Mngmt Project in Zone 1 Islands (OFID Ph2 - Waste LC)			Pre-tendering		Expenditure details included under "At multiple islands"		
1229	Ministry of Environment, Climate Change and Technology	P-MEE062-100	Preparing Outer Island For Sustainable Energy Devel - POISED			On-going		Expenditure details included under "At multiple islands"		
HA.Baarah										
1215	Ministry of Youth, Sports & Community Empowerment	P-SOC054-001	Devel. Of Youth Centre - HA.Baarah	Domestic	P-GOM	Awarded		4,707,888	4,621,675	94,057
								696,721	627,049	94,057
1215	Ministry of Youth, Sports & Community Empowerment	P-SPT172-001	Devel. Of Outdoor Gym - HA. Baarah	Domestic	P-GOM	On-going		100,000	200,000	-
								100,000	200,000	-
1215	Ministry of Youth, Sports & Community Empowerment	P-SPT231-002	Upgrading Of Football Ground - HA.Baarah	Domestic	P-GOM	On-going		147,000	132,300	-
								147,000	132,300	-
1215	Ministry of Youth, Sports & Community Empowerment	P-SPT457-001	Estab. Of Football Ground - HA.Baarah	Domestic	P-GOM	On-going		249,614	499,228	-
								249,614	499,228	-
1224	Ministry of National Planning, Housing and Infrastructure	P-HBR064-001	Developing Harbour - HA.Baarah	Domestic	P-GOM	On-going		851,993	766,794	-
								851,993	766,794	-
1224	Ministry of National Planning, Housing and Infrastructure	P-SAN019-001	Estab. Sewerage System - HA.Baarah	Domestic	P-GOM	On-going		1,665,210	1,498,689	-
				Trust fund	T-MGF			1,665,210	1,498,689	-
1229	Ministry of Environment, Climate Change and Technology	P-WST001-001	Establishment of Waste Yard - HA.Baarah	Domestic	P-GOM	On-going		840,000	756,000	-
				Trust fund	T-MGF			840,000	756,000	-
1264	Department of Judicial Administration	P-CRT002-001	Construction Of Magistrate Court - HA.Baarah	Domestic	P-GOM	On-going		157,350	141,615	-
								157,350	141,615	-
1027	Maldives Police Service	P-POL010-001	Establishing Of Police Stations			Awarded		Expenditure details included under "At multiple islands"		
1224	Ministry of National Planning, Housing and Infrastructure	P-HBR114-001	High Speed Ferry Network Access Improvement Platform			Awarded		Expenditure details included under "At multiple islands"		
1224	Ministry of National Planning, Housing and Infrastructure	P-WAS069-001	Provision of Water Supply & Sewerage Project			On-going		Expenditure details included under "At multiple islands"		

Island	BA	Office	Project Code	Project Name	Fund	Fund Details	Status	2023	2024	2025
								Approved	Approved	Approved
1229	Ministry of Environment, Climate Change and Technology		P-MEE062-100	Preparing Outer Island For Sustainable Energy Devel - POISED			On-going	Expenditure details included under "At multiple islands"		
			P-CL1002-001	Estab. Of Site Museums & Maintenance of Cultural Sites			On-going	Expenditure details included under "At multiple islands"		
HA.Dhidhdhoo								57,053,488	69,023,226	18,837,833
1062	Ministry of Education		P-SCH039-001	School Building (12 Class & Office) - HA.Atoil	Domestic	P-GOM	Retention	354,476	-	-
							354,476	-	-	
1129	Ministry of Higher Education		P-UNI007-001	Estab. Of Junior College - HA.Dhidhdhoo	Domestic	P-GOM	On-going	3,815,589	6,438,806	-
							3,815,589	6,438,806	-	
1163	Ministry of Health		P-HLT124-001	Hospital New Building - HA.Dhidhdhoo	Domestic	P-GOM	Awarded	6,115,295	6,879,707	1,031,956
							6,115,295	6,879,707	1,031,956	
1215	Ministry of Youth, Sports & Community Empowerment		P-SPT252-001	Dev. Of Volley Court - HA. Dhidhdhoo	Domestic	P-GOM	New	465,000	400,000	65,000
							465,000	400,000	65,000	
1215	Ministry of Youth, Sports & Community Empowerment		P-SPT458-001	Stands and Lighting Of Football Ground - HA.Dhidhdhoo	Domestic	P-GOM	New	1,200,000	1,508,220	226,233
							1,200,000	1,508,220	226,233	
1215	Ministry of Youth, Sports & Community Empowerment		P-SPT264-002	Stands and Lighting Of Football Ground - HA.Dhidhdhoo	Domestic	P-GOM	On-going	474,994	427,494	-
							474,994	427,494	-	
1224	Ministry of National Planning, Housing and Infrastructure		P-HBR043-001	Jetty Construction - HA. Dhidhdhoo	Domestic	P-GOM	On-going	753,851	678,466	-
							753,851	678,466	-	
1224	Ministry of National Planning, Housing and Infrastructure		P-HBR067-001	Developing Harbour - HA.Dhidhdhoo	Domestic	P-GOM	On-going	6,768,864	7,614,972	-
							6,768,864	7,614,972	-	
1224	Ministry of National Planning, Housing and Infrastructure		P-HOI025-001	Repair of 5 Housing Units - HA.Dhidhdhoo	Domestic	P-GOM	On-going	3,855,000	7,710,000	1,927,500
							3,855,000	7,710,000	1,927,500	
1224	Ministry of National Planning, Housing and Infrastructure		P-HOI035-001	Const. Of 75 Housing units - HA.Dhidhdhoo	Domestic	P-GOM	On-going	8,091,243	9,102,648	-
							8,091,243	9,102,648	-	
1224	Ministry of National Planning, Housing and Infrastructure		P-REC028-001	Land Reclamation - HA.Dhidhdhoo	Domestic	P-GOM	Awarded	16,288,776	18,324,873	4,275,000
							16,288,776	18,324,873	4,275,000	
1224	Ministry of National Planning, Housing and Infrastructure		P-R0D047-001	Road Construction - HA.Dhidhdhoo	Domestic	P-GOM	On-going	7,660,800	8,618,400	-
							7,660,800	8,618,400	-	
1229	Ministry of Environment, Climate Change and Technology		P-WST020-001	Estab. Of Waste Yard - HA.Dhidhdhoo	Domestic	P-GOM	On-going	999,600	899,640	-
					Trust fund	T-MGF	999,600	899,640	-	
1240	Ministry of Islamic Affairs		P-MSQ018-001	Construction Of Islamic Centre - HA.Dhidhdhoo	Domestic	P-GOM	On-going	210,000	420,000	11,312,144
							210,000	420,000	11,312,144	
1027	Maldives Police Service		P-POL010-001	Establishing Of Police Stations			Awarded	Expenditure details included under "At multiple islands"		

Island	BA	Office	Project Code	Project Name	Fund	Fund Details	Status	2023 Approved	2024 Approved	2025 Approved
	1224	Ministry of National Planning, Housing and Infrastructure	P-HBR114-001	High Speed Ferry Network Access Improvement Platform			Awarded	Expenditure details included under "At multiple islands"		
	1224	Ministry of National Planning, Housing and Infrastructure	P-HTE158-001	Installing Street Lights in Road Devel. Islands			On-going	Expenditure details included under "At multiple islands"		
	1229	Ministry of Environment, Climate Change and Technology	P-MEE002-018	Waste Mgmt Project in Zone 1 Islands (OHF PH2 - Waste LC)			Pre-tendering	Expenditure details included under "At multiple islands"		
	1233	Ministry of Fisheries, Marine Resources and Agriculture	P-FIS004-001	Fisheries Sector Development Project			On-going	Expenditure details included under "At multiple islands"		
HA, Kelaa								16,277,412	21,971,720	52,195,798
1088	Ministry of Education		P-SCH175-002	Const. of School 3 Storey Building - HA, Kelaa			Tendering	2,132,133	2,398,650	359,798
				Domestic	P-GOM			2,132,133	2,398,650	359,798
1062	Ministry of Education		P-MOE051-001	Sheih Ibrah. School (Hall & Classroom) HA, Kelaa			On-going	397,601	177,841	-
				Domestic	P-GOM			397,601	177,841	-
1163	Ministry of Health		P-HLT075-001	Upgrading of Health Centre - HA, Kelaa			On-going	8,503,149	9,566,042	-
				Domestic	P-GOM			8,503,149	9,566,042	-
1215	Ministry of Youth, Sports & Community Empowerment		P-SPT280-001	Devel. Of Football Ground Stands - HA, Kelaa			On-going	135,464	121,918	-
				Domestic	P-GOM			135,464	121,918	-
1215	Ministry of Youth, Sports & Community Empowerment		P-SPT394-001	Estab. of Football area in Ha, Kelaa			New	325,000	5,200,000	975,000
				Domestic	P-GOM			325,000	5,200,000	975,000
1215	Ministry of Youth, Sports & Community Empowerment		P-SPT443-001	Devel. Of Volley Court - HA, Kelaa			New	465,000	400,000	65,000
				Domestic	P-GOM			465,000	400,000	65,000
1224	Ministry of National Planning, Housing and Infrastructure		P-HBR004-001	Harbor Project (Phase II) - HA, Kelaa			On-going	783,851	705,466	-
				Domestic	P-GOM			783,851	705,466	-
1224	Ministry of National Planning, Housing and Infrastructure		P-HBR044-002	Devel. Entrance Channel & Breakwater - HA, Kelaa			New	1,300,000	1,200,000	800,000
				Domestic	P-GOM			1,300,000	1,200,000	800,000
1224	Ministry of National Planning, Housing and Infrastructure		P-R00001-001	Road Construction - HA, Kelaa			On-going	288,000	576,000	50,000,000
				Domestic	P-GOM			288,000	576,000	50,000,000
1229	Ministry of Environment, Climate Change and Technology		P-WST022-002	Estab. Of Waste Yard - HA, Kelaa			On-going	1,211,448	1,090,303	-
				Trust fund	T-MGF			1,211,448	1,090,303	-
1276	Local Government Authority		P-FIS011-001	Construction Of Farmers Market - HA, Kelaa			On-going	595,000	535,500	-
				Domestic	P-GOM			595,000	535,500	-
1276	Local Government Authority		P-FIS012-001	Construction Of Fish Market - HA, Kelaa			Retention	140,766	-	-
				Domestic	P-GOM			140,766	-	-
1027	Maldives Police Service		P-POL010-001	Establishing Of Police Stations			Awarded	Expenditure details included under "At multiple islands"		
1224	Ministry of National Planning, Housing and Infrastructure		P-HBR114-001	High Speed Ferry Network Access Improvement Platform			Awarded	Expenditure details included under "At multiple islands"		
1224	Ministry of National Planning, Housing and Infrastructure		P-WAS069-001	Provision of Water Supply & Sewerage Project			On-going	Expenditure details included under "At multiple islands"		

Island	BA	Office	Project Code	Project Name	Fund	Fund Details	Status	2023 Approved	2024 Approved	2025 Approved
	1224	Ministry of National Planning, Housing and Infrastructure	P-WAT024-001	Micro grid desalination Plant			On-going			
	1229	Ministry of Environment, Climate Change and Technology	P-MEE062-100	Preparing Outer Island For Sustainable Energy Devel - POISED			On-going			
	1532	Ministry of Arts, Culture and Heritage	P-CLT002-001	Estab. Of Site Museums & Maintenance of Cultural Sites			On-going			
HA. Vashafaru										
	1163	Ministry of Health	P-HLT062-001	Health Centre Extension - HA.Vashafaru	Domestic	P-GOM	Retention	6,268,929	6,619,673	20,235,452
								303,800	-	-
								303,800	-	-
	1224	Ministry of National Planning, Housing and Infrastructure	P-WAS071-001	Establishing Water & Sewerage System - HA.Vashafaru	Domestic	P-GOM	On-going	5,560,249	6,355,281	20,235,452
								5,560,249	6,355,281	20,235,452
	1264	Department of Judicial Administration	P-QRT013-001	Const. Of Magistrate Court - Multiple Islands	Domestic	P-GOM	On-going	404,880	364,392	-
								404,880	364,392	-
	1224	Ministry of National Planning, Housing and Infrastructure	P-HBR114-001	High Speed Ferry Network Access Improvement Platform			Awarded			
	1229	Ministry of Environment, Climate Change and Technology	P-MEE062-100	Preparing Outer Island For Sustainable Energy Devel - POISED			On-going			
	1229	Ministry of Environment, Climate Change and Technology	P-WST011-001	Zone 1 Regional Waste Management Project			Pre-tendering			
HA.Filladhoo										
	1062	Ministry of Education	P-SCH038-001	School Building (Hall) - HA.Filladhoo	Domestic	P-GOM	Tendering	7,785,193	8,281,392	2,841,856
								3,507,296	3,945,708	591,856
								3,507,296	3,945,708	591,856
	1163	Ministry of Health	P-HLT032-001	Health Centre Extension - HA.Filladhoo	Domestic	P-GOM	Retention	158,229	-	-
								158,229	-	-
	1163	Ministry of Health	P-HLT151-002	Upgrading Health Centre (Boundary Wall) - HA.Filladhoo	Domestic	P-GOM	On-going	472,842	425,557	-
								472,842	425,557	-
	1224	Ministry of National Planning, Housing and Infrastructure	P-QPT025-001	Coastal Protection - HA.Filladhoo	Trust fund	T-MGF	On-going	100,800	201,600	-
								100,800	201,600	-
	1224	Ministry of National Planning, Housing and Infrastructure	P-R00033-001	Developing Roads - HA.Filladhoo	Domestic	P-GOM	Pre-tendering	2,298,240	2,585,520	2,250,000
								2,298,240	2,585,520	2,250,000
	1224	Ministry of National Planning, Housing and Infrastructure	P-WAS077-001	Estab. Water & Sewerage System - HA.Filladhoo	Domestic	P-GOM	On-going	1,247,786	1,123,007	-
								1,247,786	1,123,007	-
	1224	Ministry of National Planning, Housing and Infrastructure	P-HBR114-001	High Speed Ferry Network Access Improvement Platform			Awarded			
	1229	Ministry of Environment, Climate Change and Technology	P-MEE062-100	Preparing Outer Island For Sustainable Energy Devel - POISED			On-going			
	1229	Ministry of Environment, Climate Change and Technology	P-WST011-001	Zone 1 Regional Waste Management Project			Pre-tendering			
HDh. Hanimaadhoo										
	1058	Ministry of Education	P-SCH190-001	04 Classrooms and School Upgrading - HDH.Hanimaadhoo	Domestic	P-GOM	New	48,260,762	70,718,511	20,711,697
								510,000	1,690,000	1,800,000
								510,000	1,690,000	1,800,000

Island	BA	Office	Project Code	Project Name	Fund	Fund Details	Status	2023 Approved	2024 Approved	2025 Approved
1163	Ministry of Health		P-HLT127-001	Hospital New Building - HDh.Hanimaadho	Loan	X-KWT	Tendering	2,200,000	330,000	-
1215	Ministry of Youth, Sports & Community Empowerment		P-SOC080-001	Devel. of Children park in Hdh.Hanimaadho	Domestic	P-GOM	New	40,000	35,000	-
1215	Ministry of Youth, Sports & Community Empowerment		P-SPT074-001	Devel. Of Football Ground - HDh.Hanimaadho	Domestic	P-GOM	Retention	227,234	-	-
1215	Ministry of Youth, Sports & Community Empowerment		P-SPT074-002	Estab. Lighting at Football Ground - HDh.Hanimaadho	Domestic	P-GOM	Pre-tendering	437,500	1,200,000	180,000
1215	Ministry of Youth, Sports & Community Empowerment		P-SPT075-001	Devel. Of Swimming Track - HDh.Hanimaadho	Domestic	P-GOM	On-going	730,000	1,460,000	-
1215	Ministry of Youth, Sports & Community Empowerment		P-SPT321-001	Estab. Of Futsal Ground - HDh.Hanimaadho	Domestic	P-GOM	On-going	380,000	760,000	-
1224	Ministry of National Planning, Housing and Infrastructure		P-AIR001-002	Upgrading of Airport - HDh.Hanimaadho	Domestic	P-GOM	Awarded	20,987,410	23,917,406	3,311,697
1224	Ministry of National Planning, Housing and Infrastructure		P-HBR045-001	Harbor Upgrading - HDh. Hanimaadho	Domestic	P-GOM	On-going	1,086,711	978,040	-
1224	Ministry of National Planning, Housing and Infrastructure		P-HOU021-001	Finishing Of 100 Housing units - HDh.Hanimaadho	Domestic	P-GOM	Awarded	18,504,000	38,550,000	15,420,000
1224	Ministry of National Planning, Housing and Infrastructure		P-HTE061-004	Developing Roads - HDh.Hanimaadho	Domestic	P-GOM	On-going	391,029	243,926	-
1233	Ministry of Fisheries, Marine Resources and Agriculture		P-FIS021-001	Enhancmt. of agri. support services and community linkages	Grant	D-IND	On-going	1,040,057	-	-
1233	Ministry of Fisheries, Marine Resources and Agriculture		P-FIS023-002	Const. of Multi Purpose Laboratory at Agricultural Centre	Domestic	P-GOM	Retention	147,000	132,300	-
1240	Ministry of Islamic Affairs		P-MSO027-001	Construction Of Mosque - HDh.Hanimaadho	Domestic	P-GOM	On-going	1,579,821	1,421,839	-
1027	Maldives Police Service		P-POL010-001	Establishing Of Police Stations			Awarded	Expenditure details included under "At multiple islands"		
1224	Ministry of National Planning, Housing and Infrastructure		P-HBR114-001	High Speed Ferry Network Access Improvement Platform			Awarded	Expenditure details included under "At multiple islands"		
1224	Ministry of National Planning, Housing and Infrastructure		P-HTE158-001	Installing Street Lights in Road Devel. Islands			On-going	Expenditure details included under "At multiple islands"		
1224	Ministry of National Planning, Housing and Infrastructure		P-SAN028-001	Prov. WaterSupply,Sani.&WasteMgmt-ORID-P2			On-going	Expenditure details included under "At multiple islands"		
1229	Ministry of Environment, Climate Change and Technology		P-MEE062-100	Preparing Outer Island For Sustainable Energy Devel. - POISED			On-going	Expenditure details included under "At multiple islands"		
1229	Ministry of Environment, Climate Change and Technology		P-WST011-001	Zone 1 Regional Waste Management Project			Pre-tendering	Expenditure details included under "At multiple islands"		

Island	BA	Office	Project Code	Project Name	Fund	Fund Details	Status	2023 Approved	2024 Approved	2025 Approved
HDh, Finey										
1062	Ministry of Education		P-SCH044-001	School New Building - HDh, Finey	Domestic	P-GOM	Tendering	11,080,668	12,410,120	3,059,979
								3,019,730	3,397,197	509,579
								3,019,730	3,397,197	509,579
1167	Kuldhuffushi Regional Hospital		P-HLT204-001	Health Centre Extension - HDh, Finey	Domestic	P-GOM	New	1,100,000	1,000,000	500,000
								1,100,000	1,000,000	500,000
1167	Kuldhuffushi Regional Hospital		P-HLT204-002	Upgrading Health Centre (Boundary Wall) - HDh, Finey	Domestic	P-GOM	Tendering	550,000	1,100,000	165,000
								550,000	1,100,000	165,000
1215	Ministry of Youth, Sports & Community Empowerment		P-SPT012-001	Upgrading of Football Ground - HDh, Finey	Domestic	P-GOM	On-going	1,489,600	1,340,640	-
								1,489,600	1,340,640	-
1215	Ministry of Youth, Sports & Community Empowerment		P-SPT251-001	Dev. Of Volley Court - HDh, Finey	Domestic	P-GOM	On-going	246,483	492,967	-
								246,483	492,967	-
1224	Ministry of National Planning, Housing and Infrastructure		P-HBR129-001	Upgrading Harbour - H.Dh, Finey	Domestic	P-GOM	Tendering	3,875,318	4,359,733	1,885,400
								3,875,318	4,359,733	1,885,400
1224	Ministry of National Planning, Housing and Infrastructure		P-WAS075-001	Establishing Water & Sewerage System - HDh, Finey	Trust fund	T-MGF	On-going	799,537	719,583	-
								799,537	719,583	-
1224	Ministry of National Planning, Housing and Infrastructure		P-HBR114-001	High Speed Ferry Network Access Improvement Platform			Awarded	Expenditure details included under "At multiple islands"		
1229	Ministry of Environment, Climate Change and Technology		P-MEE002-018	Waste Mngmt Project in Zone 1 Islands (OFID PH2 - Waste LC)			Pre-tendering	Expenditure details included under "At multiple islands"		
1229	Ministry of Environment, Climate Change and Technology		P-MEE062-100	Preparing Outer Island For Sustainable Energy Devel - POISED			On-going	Expenditure details included under "At multiple islands"		
HDh, Naivaadhoo										
1062	Ministry of Education		P-SCH041-001	School Building (Hall) - HDh, Naivaadhoo	Domestic	P-GOM	On-going	13,136,792	13,895,049	2,972,272
								2,240,000	2,520,000	-
								2,240,000	2,520,000	-
1062	Ministry of Education		P-SCH117-001	School Building (Boundary Wall) - HDh,Naivaadhoo	Domestic	P-GOM	Retention	66,860	-	-
								66,860	-	-
1215	Ministry of Youth, Sports & Community Empowerment		P-SPT317-001	Estab. Football Ground - HDh, Naivaadhoo	Domestic	P-GOM	On-going	147,000	132,300	-
								147,000	132,300	-
1215	Ministry of Youth, Sports & Community Empowerment		P-SPT442-001	Devel. Of Volley Court - HDh, Naivaadhoo	Domestic	P-GOM	New	465,000	400,000	65,000
								465,000	400,000	65,000
1224	Ministry of National Planning, Housing and Infrastructure		P-CPT026-001	Coastal Protection - HDh, Naivaadhoo	Trust fund	T-MGF	Pre-tendering	100,800	201,600	30,240
								100,800	201,600	30,240
1224	Ministry of National Planning, Housing and Infrastructure		P-HBR046-002	Repairing Harbour - HDh, Naivaadhoo	Domestic	P-GOM	Pre-tendering	7,168,000	8,064,000	2,877,032
								7,168,000	8,064,000	2,877,032
1224	Ministry of National Planning, Housing and Infrastructure		P-MEE102-001	Estab. Water System - HDh, Naivaadhoo	Domestic	P-GOM	Retention	513,260	-	-
								513,260	-	-

Island	BA	Office	Project Code	Project Name	Fund	Fund Details	Status	2023		2024		2025	
								Approved	Approved	Approved	Approved	Approved	Approved
	1224	Ministry of National Planning, Housing and Infrastructure	P-SAN035-001	Estab. Sewerage System - HDh.Naivradhoo	Domestic	P-GOM	On-going	2,435,872	2,577,149	2,435,872	2,577,149	-	-
	1224	Ministry of National Planning, Housing and Infrastructure	P-HBRT14-001	High Speed Ferry Network Access Improvement Platform			Awarded	Expenditure details included under "At multiple islands"					
	1229	Ministry of Environment, Climate Change and Technology	P-MEE062-100	Preparing Outer Island For Sustainable Energy Devel - POISED			On-going	Expenditure details included under "At multiple islands"					
	1229	Ministry of Environment, Climate Change and Technology	P-WST011-001	Zone 1 Regional Waste Management Project			Pre-tendering	Expenditure details included under "At multiple islands"					
HDh. Hiramaradhoo								4,504,587	4,101,534	17,304,908			
	1058	Ministry of Education	P-SCH215-001	Const. Of 2 Classroom - HDh.Hiramaradhoo	Domestic	P-GOM	New	813,579	348,677	813,579	348,677	-	-
	1215	Ministry of Youth, Sports & Community Empowerment	P-SPT316-001	Estab. Football Ground - HDh.Hiramaradhoo	Domestic	P-GOM	Pre-tendering	147,000	132,300	147,000	132,300	19,845	19,845
	1224	Ministry of National Planning, Housing and Infrastructure	P-WAS050-001	Water and Sewerage Network HDh-Hiramaradhoo	Trust fund	T-MGF	On-going	1,915,334	2,154,750	1,915,334	2,154,750	17,285,063	17,285,063
	1240	Ministry of Islamic Affairs	P-MSQ028-001	Construction Of Mosque - HDh.Hiramaradhoo	Domestic	P-GOM	On-going	1,628,674	1,465,807	1,628,674	1,465,807	-	-
	1224	Ministry of National Planning, Housing and Infrastructure	P-HBRT14-001	High Speed Ferry Network Access Improvement Platform			Awarded	Expenditure details included under "At multiple islands"					
	1229	Ministry of Environment, Climate Change and Technology	P-MEE002-018	Waste Mgmt Project in Zone 1 Islands (OHD Ph2 - Waste LC)			Pre-tendering	Expenditure details included under "At multiple islands"					
	1229	Ministry of Environment, Climate Change and Technology	P-MEE062-100	Preparing Outer Island For Sustainable Energy Devel - POISED			On-going	Expenditure details included under "At multiple islands"					
								10,344,166	18,408,739	4,044,453			
HDh. Nohivaranfaru													
	1058	Ministry of Education	P-SCH215-001	Const. Of School New Building - HDh.Nohivaranfaru	Domestic	P-GOM	New	1,200,000	1,000,000	1,200,000	1,000,000	112,239	112,239
	1167	Kuldhuffushi Regional Hospital	P-HLT099-001	Establishing Zone 1 Management Office With Warehouse	Domestic	P-GOM	Pre-tendering	210,000	500,000	210,000	500,000	75,000	75,000
	1224	Ministry of National Planning, Housing and Infrastructure	P-HOU019-002	Completion Of Housing Units - HDh.Nohivaranfaru	Domestic	P-GOM	On-going	7,710,000	15,420,000	7,710,000	15,420,000	-	-
	1224	Ministry of National Planning, Housing and Infrastructure	P-RD0034-001	Developing Roads - HDh.Nohivaranfaru	Domestic	P-GOM	Pre-tendering	168,000	250,000	168,000	250,000	3,750,000	3,750,000
	1229	Ministry of Environment, Climate Change and Technology	P-WST028-002	Estab. Of Waste Yard - HDh.Nohivaranfaru	Trust fund	T-MGF	Tendering	794,176	714,759	794,176	714,759	107,214	107,214
	1276	Local Government Authority	P-SOC056-001	Cemetery Boundary Wall - HDh.Nohivaranfaru	Domestic	P-GOM	On-going	261,990	523,980	261,990	523,980	-	-
	1224	Ministry of National Planning, Housing and Infrastructure	P-HBRT14-001	High Speed Ferry Network Access Improvement Platform			Awarded	Expenditure details included under "At multiple islands"					
	1229	Ministry of Environment, Climate Change and Technology	P-MEE001-110	Estab. Water System (4 Islands) & Water Storage (25 Islands)			Retention	Expenditure details included under "At multiple islands"					

Island	BA	Office	Project Code	Project Name	Fund	Fund Details	Status	2023 Approved	2024 Approved	2025 Approved
HDh, Nohivaramu										
1062	Ministry of Education		P-SCH009-001	Const. of 5 Classroom - HDh. Nohivaram	Domestic	P-GOM	Retention	377,777	-	-
								377,777	-	-
1062	Ministry of Education		P-SCH043-001	School Building (Multi Purp. Hall) - HDh. Nohivaram	Domestic	P-GOM	Tendering	2,143,502	2,411,439	361,716
								2,143,502	2,411,439	361,716
1215	Ministry of Youth, Sports & Community Empowerment		P-SOC057-001	Devel. Of Childrens Park - HDh. Nohivaram	Domestic	P-GOM	Retention	103,695	-	-
								103,695	-	-
1215	Ministry of Youth, Sports & Community Empowerment		P-SPT079-001	Devel. Of Football Ground - HDh. Nohivaram	Domestic	P-GOM	On-going	350,000	315,000	-
								350,000	315,000	-
1215	Ministry of Youth, Sports & Community Empowerment		P-SPT079-002	Estab. Lighting at Football Ground - HDh. Nohivaram	Domestic	P-GOM	Pre-tendering	437,500	1,100,000	165,000
								437,500	1,100,000	165,000
1215	Ministry of Youth, Sports & Community Empowerment		P-SPT448-001	Devel. Of Volley Court - HDh. Nohivaram	Domestic	P-GOM	New	465,000	400,000	65,000
								465,000	400,000	65,000
1224	Ministry of National Planning, Housing and Infrastructure		P-WAT006-001	Water Supply System - HDh. Nohivaram	Domestic	P-GOM	On-going	400,499	360,449	-
								400,499	360,449	-
1224	Ministry of National Planning, Housing and Infrastructure		P-HBR114-001	High Speed Ferry Network Access Improvement Platform			Awarded	Expenditure details included under "At multiple islands"		
1224	Ministry of National Planning, Housing and Infrastructure		P-SAN028-001	Prov Water Supply, Sani. & Waste Mgmt-OFID-P2			On-going	Expenditure details included under "At multiple islands"		
1229	Ministry of Environment, Climate Change and Technology		P-MEE002-018	Waste Mngmt Project in Zone 1 Islands (OFID PH2 - Waste LC)			Pre-tendering	Expenditure details included under "At multiple islands"		
1229	Ministry of Environment, Climate Change and Technology		P-MEE062-100	Preparing Outer Island For Sustainable Energy Devel - POISED			On-going	Expenditure details included under "At multiple islands"		
								7,292,817	1,611,786	-
HDh, Neliadhoo										
1062	Ministry of Education		P-SCH001-001	Const. of 2 Classroom - HDh. Neliadhoo	Domestic	P-GOM	Retention	105,812	-	-
								105,812	-	-
1167	Kulhudhuffushi Regional Hospital		P-HLT145-001	Upgrading Health Centre - HDh. Neliadhoo	Domestic	P-GOM	On-going	1,680,000	756,000	-
								1,680,000	756,000	-
1215	Ministry of Youth, Sports & Community Empowerment		P-SPT076-001	Devel. Of Football Ground - HDh. Neliadhoo	Domestic	P-GOM	On-going	1,194,436	214,998	-
								1,194,436	214,998	-
1224	Ministry of National Planning, Housing and Infrastructure		P-CPT064-001	Coastal Protection - HDh. Neliadhoo	Trust fund	T-MGF	On-going	1,423,974	640,788	-
								1,423,974	640,788	-
1224	Ministry of National Planning, Housing and Infrastructure		P-HBR005-001	Upgrading of Habour - HDh. Neliadhoo	Domestic	P-GOM	Retention	1,736,815	-	-
								1,736,815	-	-
1229	Ministry of Environment, Climate Change and Technology		P-WST004-001	Waste Management Centre - HDh. Neliadhoo	Trust fund	T-MGF	Retention	1,141,780	-	-
								1,141,780	-	-

Island	BA	Office	Project Code	Project Name	Fund	Fund Details	Status	2023 Approved	2024 Approved	2025 Approved
	1224	Ministry of National Planning, Housing and Infrastructure	P-SAN028-001	Prov. WaterSupply,Sani.&WasteMgmt-ORID-P2			On-going	Expenditure details included under "At multiple islands"		
	1224	Ministry of National Planning, Housing and Infrastructure	P-WAS092-001	Outer Island Harbour, Water Supply & Sewerage - ORID Phase 3			On-going	Expenditure details included under "At multiple islands"		
	1229	Ministry of Environment, Climate Change and Technology	P-MEE062-100	Preparing Outer Island For Sustainable Energy Devel - POISED			On-going	Expenditure details included under "At multiple islands"		
Hdh. Kurin'bee								12,995,940	17,243,359	4,135,253
	1167	Kuluhduffushi Regional Hospital	P-HLT205-001	Upgrading Health Centre - HDh. Kurinibi	Domestic	P-GOM	New	200,000	750,000	50,000
								200,000	750,000	50,000
	1215	Ministry of Youth, Sports & Community Empowerment	P-SPT018-002	Devel. Of Football Ground - HDh. Kurinibi	Domestic	P-GOM	New	1,200,000	1,508,220	226,233
	1215	Ministry of Youth, Sports & Community Empowerment	P-SPT459-001	Devel. Of Futsal Ground - HDh. Kurinibi	Domestic	P-GOM	Awarded	500,000	1,000,000	150,000
								500,000	1,000,000	150,000
	1224	Ministry of National Planning, Housing and Infrastructure	P-HTE011-073	Developing Harbour - HDh. Kurinibi	Domestic	P-GOM	Awarded	9,920,378	12,927,133	3,709,020
	1224	Ministry of National Planning, Housing and Infrastructure	P-WAS002-001	Water and Sewerage System - HDh. Kurinibi	Domestic	P-GOM	On-going	9,920,378	12,927,133	3,709,020
				Trust fund	T-MGF			1,175,562	1,058,006	-
								1,175,562	1,058,006	-
	1224	Ministry of National Planning, Housing and Infrastructure	P-HBR114-001	High Speed Ferry Network Access Improvement Platform			Awarded	Expenditure details included under "At multiple islands"		
	1229	Ministry of Environment, Climate Change and Technology	P-MEE002-018	Waste Mgmt Project in Zone 1 Islands (ORID Ph2 - Waste LC)			Pre-tendering	Expenditure details included under "At multiple islands"		
	1229	Ministry of Environment, Climate Change and Technology	P-MEE062-100	Preparing Outer Island For Sustainable Energy Devel - POISED			On-going	Expenditure details included under "At multiple islands"		
Hdh. Vaikaradho								13,865,539	10,682,905	604,234
	1058	Ministry of Education	P-SCH76-001	Const. of Multi Purpose Hall - HDh. Vaikaradho	Domestic	P-GOM	Pre-tendering	4,111,971	1,233,591	185,039
								4,111,971	1,233,591	185,039
	1062	Ministry of Education	P-SCH002-001	Const. of 12 Classroom - HDh. Vaikaradho	Domestic	P-GOM	Awarded	3,614,527	181,090	27,163
								3,614,527	181,090	27,163
	1163	Ministry of Health	P-MOH007-056	Health Centre Extension - HDh. Vaikaradho	Domestic	P-GOM	On-going	1,091,546	122,799	-
								1,091,546	122,799	-
	1215	Ministry of Youth, Sports & Community Empowerment	P-SPT019-001	Est. of Youth Centre - HDh. Vaikaradho	Domestic	P-GOM	Awarded	927,722	119,279	17,892
								927,722	119,279	17,892
	1215	Ministry of Youth, Sports & Community Empowerment	P-SPT331-001	Estab. Of Indoor Volley Court - HDh. Vaikaradho	Domestic	P-GOM	Awarded	728,000	327,600	49,140
								728,000	327,600	49,140
	1215	Ministry of Youth, Sports & Community Empowerment	P-SPT391-001	Estab. Of Football area in Hdh. Vaikaradho	Domestic	P-GOM	New	1,300,000	4,875,000	325,000
								1,300,000	4,875,000	325,000
	1224	Ministry of National Planning, Housing and Infrastructure	P-DRG008-001	Estab. Drainage System - HDh. Vaikaradho	Domestic	P-GOM	On-going	1,911,773	3,823,546	-
								1,911,773	3,823,546	-

Island	BA	Office	Project Code	Project Name	Fund	Fund Details	Status	2023 Approved	2024 Approved	2025 Approved
1276	Local Government Authority		P-FIS002-001	Const. of Fish Market - HDh. Vaikaradhoo	Domestic	P-GOM	Retention	180,000	-	-
								180,000	-	-
			P-POL010-001	Establishing Of Police Stations			Awarded	Expenditure details included under "At multiple islands"		
			P-HBR114-001	High Speed Ferry Network Access Improvement Platform			Awarded	Expenditure details included under "At multiple islands"		
			P-SAN028-001	Prov. Water Supply, Sani. & Waste Mgmt- OFID- P-2			On-going	Expenditure details included under "At multiple islands"		
			P-WAS069-001	Provision of Water Supply & Sewerage Project			On-going	Expenditure details included under "At multiple islands"		
1229	Ministry of Environment, Climate Change and Technology		P-MEE002-018	Waste Mngmt Project in Zone 1 islands (ORID PH2 - Waste LC)			Pre-tendering	Expenditure details included under "At multiple islands"		
1229	Ministry of Environment, Climate Change and Technology		P-MEE062-100	Preparing Outer Island For Sustainable Energy Devel - POISED			On-going	Expenditure details included under "At multiple islands"		
HDh. Kulhudhuffushi								124,380,923	155,339,212	35,963,000
1013	Maldives National Defence Force		P-NSC004-001	Fire Station Vehicle Garage Extension - HDh. Kulhudhuffushi	Domestic	P-GOM	On-going	290,887	581,774	-
								290,887	581,774	-
1014	National Disaster Management Authority		P-OTH011-001	Estab. of Reg. Emergency Oper. Centre - HDh. Kulhudhuffushi	Domestic	P-GOM	On-going	120,000	112,000	-
								120,000	112,000	-
1058	Ministry of Education		P-SCH153-001	Const. of Multi Purpose Hall - HDh. Kulhudhuffushi	Domestic	P-GOM	Pre-tendering	1,370,657	1,233,591	185,039
								1,370,657	1,233,591	185,039
1058	Ministry of Education		P-SCH217-001	Const. Of School New School - HDh. Kulhudhuffushi	Domestic	P-GOM	New	400,000	1,244,791	1,027,993
								400,000	1,244,791	1,027,993
1062	Ministry of Education		P-MOE001-064	Afeefudhin School Building (8 Classroom)	Domestic	P-GOM	On-going	1,925,842	2,166,573	-
								1,925,842	2,166,573	-
1062	Ministry of Education		P-SCH103-001	School Building (Office) - HDh. Atoll	Domestic	P-GOM	On-going	550,000	1,100,000	-
								550,000	1,100,000	-
1062	Ministry of Education		P-SCH104-001	Jalaaludhin School Building (8 Classroom)	Domestic	P-GOM	Awarded	657,900	592,110	88,816
								657,900	592,110	88,816
1129	Ministry of Higher Education		P-SCH118-001	Estab. Of State of Art TIVET Institution - HDh. Kulhudhuffushi	Domestic	P-GOM	On-going	302,400	604,800	-
								302,400	604,800	-
1163	Ministry of Health		P-HLT082-001	Const. ER and 10 Consultation Room at Kulhudhuffushi Regional Hospital	Domestic	P-GOM	On-going	474,948	427,453	-
								474,948	427,453	-
1163	Ministry of Health		P-MOH122-001	Estab. Of Dhamanaveshi - HDh. Kulhudhuffushi	Domestic	P-GOM	Awarded	2,821,728	3,174,444	476,167
								2,821,728	3,174,444	476,167
1167	Kulhudhuffushi Regional Hospital		P-HLT033-002	Upgrading of Tertiary Hospital -HDh. Kulhudhuffushi	Domestic	P-GOM	On-going	11,731,972	6,526,771	-
								11,731,972	6,526,771	-
1167	Kulhudhuffushi Regional Hospital		P-HLT102-001	Extension Of Physiotherapy Building at Kulhudhuffushi Regional Hospital	Domestic	P-GOM	On-going	610,000	1,220,000	-
								610,000	1,220,000	-

Island	BA	Office	Project Code	Project Name	Fund	Fund Details	Status	2023 Approved	2024 Approved	2025 Approved
1167	Kulhudhuffushi Regional Hospital		P-HLT141-001	Tertiary Hospital New Building - HDh.Kulhudhuffushi	Loan	X-KWT	Pre-tendering	6,800,000	510,000	76,500
								6,800,000	510,000	76,500
1167	Kulhudhuffushi Regional Hospital		P-HLT168-001	Estab. Speech Therapy Unit - at Kulhudhuffushi Regional Hospital	Domestic	P-GOM	Tendering	4,300,000	4,400,000	880,000
								1,200,000	-	-
								3,100,000	4,400,000	880,000
1167	Kulhudhuffushi Regional Hospital		P-HLT174-001	Modular operation theater with radiation protection	Grant	D-IND	New	4,992,828	-	-
								4,992,828	-	-
1167	Kulhudhuffushi Regional Hospital		P-HLT182-001	Mental health ward at Kulhudhuffushi Regional Hospital	Domestic	P-GOM	New	1,700,000	1,300,000	-
								1,700,000	1,300,000	-
1167	Kulhudhuffushi Regional Hospital		P-HLT183-001	Estab. Of Chemotherapy ward-Kulhudhuffushi Regional hospital	Domestic	P-GOM	New	1,500,000	90,000	-
								1,500,000	90,000	-
1167	Kulhudhuffushi Regional Hospital		P-HLT192-001	Estab. Of Pediatric OPD area - Kulhudhuffushi Regional hospital	Domestic	P-GOM	New	200,000	-	-
								200,000	-	-
1215	Ministry of Youth, Sports & Community Empowerment		P-SPT081-001	Devel. Of Football Ground - HDh.Kulhudhuffushi	Domestic	P-GOM	On-going	262,230	236,007	-
								262,230	236,007	-
1215	Ministry of Youth, Sports & Community Empowerment		P-SPT220-001	Estab. Of Synthetic Track - HDh.Kulhudhuffushi	Loan	X-INEX	Pre-tendering	1,616,000	1,717,000	-
								1,616,000	1,717,000	-
1215	Ministry of Youth, Sports & Community Empowerment		P-SPT233-001	Dev. Of Volley Court - HDh. Kulhudhuffushi	Domestic	P-GOM	On-going	238,325	214,492	-
								238,325	214,492	-
1215	Ministry of Youth, Sports & Community Empowerment		P-SPT327-001	Estab. Of Indoor Complex - Hdh.Kulhudhuffushi	Domestic	P-GOM	Pre-tendering	1,549,184	1,742,832	261,425
								1,549,184	1,742,832	261,425
1215	Ministry of Youth, Sports & Community Empowerment		P-SPT408-001	Estab. Of Turf Football Ground - Hdh. Kulhudhuffushi	Domestic	P-GOM	New	325,000	5,200,000	975,000
								325,000	5,200,000	975,000
1215	Ministry of Youth, Sports & Community Empowerment		P-SPT439-001	Devel. Indoor Badminton Hall - HDh.Kulhudhuffushi	Domestic	P-GOM	New	588,000	529,200	79,380
								588,000	529,200	79,380
1215	Ministry of Youth, Sports & Community Empowerment		P-SPT440-001	Devel. Skating Park - HDh.Kulhudhuffushi	Domestic	P-GOM	New	500,000	500,000	200,000
								500,000	500,000	200,000
1215	Ministry of Youth, Sports & Community Empowerment		P-SPT441-001	Rostrum at Coral Football Ground - HDh.Kulhudhuffushi	Domestic	P-GOM	New	500,000	200,000	100,000
								500,000	200,000	100,000
1224	Ministry of National Planning, Housing and Infrastructure		P-CPT080-001	Coastal Protection of HDh.Kulhudhuffushi Airport	Domestic	P-GOM	On-going	8,729,406	9,820,581	-
								8,729,406	9,820,581	-
1224	Ministry of National Planning, Housing and Infrastructure		P-DRG007-001	Estab. Drainage System - HDh.Kulhudhuffushi	Domestic	P-GOM	On-going	819,000	737,100	-
								819,000	737,100	-

Island	BA	Office	Project Code	Project Name	Fund	Fund Details	Status	2023	2024	2025
								Approved	Approved	Approved
Hdh. Kumundhoo	1224	Ministry of National Planning, Housing and Infrastructure	P-HBR107-000	Jetty Construction - Hdh. Kulhudhufushi	Domestic	P-GOM	Pre-tendering	950,000	1,500,000	750,000
								950,000	1,500,000	750,000
	1224	Ministry of National Planning, Housing and Infrastructure	P-HBR145-001	Jetty Extension - Hdh. Kulhudhufushi	Domestic	P-GOM	New	5,000,000	5,000,000	-
								5,000,000	5,000,000	-
	1224	Ministry of National Planning, Housing and Infrastructure	P-HOU022-001	Finishing Of 105 Housing units - Hdh. Kulhudhufushi	Domestic	P-GOM	On-going	4,626,000	1,927,500	-
								4,626,000	1,927,500	-
	1224	Ministry of National Planning, Housing and Infrastructure	P-HOU034-001	Const. Of 400 Housing units - Hdh. Kulhudhufushi	Domestic	P-GOM	On-going	40,703,926	81,257,917	30,840,000
								40,703,926	81,257,917	30,840,000
	1224	Ministry of National Planning, Housing and Infrastructure	P-OFF005-001	Const. Of Office Complex - Hdh. Kulhudhufushi	Domestic	P-GOM	Pre-tendering	168,000	151,200	22,680
								168,000	151,200	22,680
1224	Ministry of National Planning, Housing and Infrastructure	P-RD0035-001	Developing Roads (Phase 2) - Hdh. Kulhudhufushi	Domestic	P-GOM	On-going	16,905,490	19,018,676	-	
							16,905,490	19,018,676	-	
1276	Local Government Authority	P-LCL030-001	Const. Of City Council Office - Hdh. Kulhudhufushi	Domestic	P-GOM	On-going	151,200	302,400	-	
							151,200	302,400	-	
1027	Maldives Police Service	P-POL010-001	Establishing Of Police Stations				Awarded	Expenditure details included under "At multiple islands"		
1224	Ministry of National Planning, Housing and Infrastructure	P-HBR114-001	High Speed Ferry Network Access Improvement Platform				Awarded	Expenditure details included under "At multiple islands"		
1224	Ministry of National Planning, Housing and Infrastructure	P-HTE158-001	Installing Street Lights in Road Devel. Islands				On-going	Expenditure details included under "At multiple islands"		
1224	Ministry of National Planning, Housing and Infrastructure	P-OTH001-001	Maldives Urban Dev. & Resilience Project				On-going	Expenditure details included under "At multiple islands"		
1229	Ministry of Environment, Climate Change and Technology	P-MEE001-105	Accelr. Sustainable Pvt. Invmnt. in Renewable Energy - ASPIRE				On-going	Expenditure details included under "At multiple islands"		
1229	Ministry of Environment, Climate Change and Technology	P-MEE002-018	Waste Mngmt Project in Zone 1 Islands (OFID PH2 - Waste LC)				Pre-tendering	Expenditure details included under "At multiple islands"		
1229	Ministry of Environment, Climate Change and Technology	P-MEE062-100	Preparing Outer Island For Sustainable Energy Devel - POISED				On-going	Expenditure details included under "At multiple islands"		
1229	Ministry of Environment, Climate Change and Technology	P-RNW001-001	AREISE Project				Pre-tendering	Expenditure details included under "At multiple islands"		
								14,933,114	25,398,294	38,921,740
1062	Ministry of Education	P-SCH120-001	Const. of 12 classroom - Hdh. Kumundhoo	Domestic	P-GOM	On-going	On-going	2,731,660	3,073,117	-
								2,731,660	3,073,117	-
1167	Kulhudhufushi Regional Hospital	P-HLT118-001	Health Centre New Building - Hdh. Kumundhoo	Domestic	P-GOM	On-going	On-going	840,000	756,000	-
								840,000	756,000	-
1215	Ministry of Youth, Sports & Community Empowerment	P-SOC065-001	Devel. Of Youth Centre - Hdh. Kumundhoo	Domestic	P-GOM	Pre-tendering	Pre-tendering	400,000	250,000	-
								400,000	250,000	-
1215	Ministry of Youth, Sports & Community Empowerment	P-SOC110-001	Devel. Of Football Ground (Turf) - Hdh. Kumundhoo	Domestic	P-GOM	New	New	1,200,000	1,508,220	226,233
								1,200,000	1,508,220	226,233
1215	Ministry of Youth, Sports & Community Empowerment	P-SPT276-001	Dev. Of Volley Court - Hdh. Kumundhoo	Domestic	P-GOM	On-going	On-going	233,511	467,021	-
								233,511	467,021	-

Island	BA	Office	Project Code	Project Name	Fund	Fund Details	Status	2023 Approved	2024 Approved	2025 Approved
	1224	Ministry of National Planning, Housing and Infrastructure	P-HBR069-001	Developing Entrance Channel - HDh. Kumundhoo	Domestic	P-GOM	On-going	2,879,587	3,239,535	-
								2,879,587	3,239,535	-
								3,000,000	12,000,000	12,000,000
	1224	Ministry of National Planning, Housing and Infrastructure	P-HBR069-002	Developing Harbour (Phase 2) - HDh. Kumundhoo	Domestic	P-GOM	New	3,000,000	12,000,000	12,000,000
								3,000,000	12,000,000	12,000,000
								3,648,356	4,104,401	26,695,507
	1224	Ministry of National Planning, Housing and Infrastructure	P-WAS004-001	Water and Sewerage System- HDh. Kumundhoo	Domestic	P-GOM	On-going	3,648,356	4,104,401	26,695,507
								3,648,356	4,104,401	26,695,507
								Expenditure details included under "At multiple islands"		
	1224	Ministry of National Planning, Housing and Infrastructure	P-HBR114-001	High Speed Ferry Network Access Improvement Platform			Awarded	Expenditure details included under "At multiple islands"		
								Expenditure details included under "At multiple islands"		
								Expenditure details included under "At multiple islands"		
	1224	Ministry of National Planning, Housing and Infrastructure	P-SAN028-001	Prov. WaterSupply,Sani.&WasteMgmt-OFID-P2			On-going	Expenditure details included under "At multiple islands"		
								Expenditure details included under "At multiple islands"		
								Expenditure details included under "At multiple islands"		
	1229	Ministry of Environment, Climate Change and Technology	P-MEE002-018	Waste Mgmt Project in Zone 1 Islands (OFID Ph2 - Waste LC)			Pre-tendering	Expenditure details included under "At multiple islands"		
								Expenditure details included under "At multiple islands"		
								Expenditure details included under "At multiple islands"		
	1229	Ministry of Environment, Climate Change and Technology	P-MEE062-100	Preparing Outer Island For Sustainable Energy Devel - POISED			On-going	Expenditure details included under "At multiple islands"		
								27,079,353	30,278,781	20,597,320
								14,570,955	16,392,324	17,500,000
	1016	Ministry of Home Affairs	P-PEN012-001	Estab. Of Correction Facility - HDh.Neykurendhoo	Domestic	P-GOM	On-going	14,570,955	16,392,324	17,500,000
								14,570,955	16,392,324	17,500,000
								2,500,000	2,000,000	700,000
	1098	Ministry of Education	P-SCH109-003	School Multipurpose Hall - HDh.Neykurendhoo	Domestic	P-GOM	New	2,500,000	2,000,000	700,000
								2,500,000	2,000,000	700,000
								59,444	-	-
	1062	Ministry of Education	P-SCH109-001	School Building (Boundary Wall) - HDh.Neykurendhoo	Domestic	P-GOM	Retention	59,444	-	-
								59,444	-	-
								4,480,000	5,040,000	-
	1062	Ministry of Education	P-SCH109-002	School 4 Classroom - HDh.Neykurendhoo	Domestic	P-GOM	On-going	4,480,000	5,040,000	-
								4,480,000	5,040,000	-
								157,500	141,750	-
	1215	Ministry of Youth, Sports & Community Empowerment	P-SPT132-001	Devel. Of Football Ground - HDh.Neykurendhoo	Domestic	P-GOM	On-going	157,500	141,750	-
								157,500	141,750	-
								233,511	467,021	-
	1215	Ministry of Youth, Sports & Community Empowerment	P-SPT277-001	Dev. Of Volley Court - HDh.Neykurendhoo	Domestic	P-GOM	On-going	233,511	467,021	-
								233,511	467,021	-
								200,000	750,000	50,000
	1215	Ministry of Youth, Sports & Community Empowerment	P-SPT392-001	Estab. of a Hand Ball court in HDh. Neykurendhoo	Domestic	P-GOM	New	200,000	750,000	50,000
								200,000	750,000	50,000
								4,877,943	5,487,686	2,347,320
	1224	Ministry of National Planning, Housing and Infrastructure	P-HBR132-001	Upgrading Harbour - HDh.Neykurendhoo	Domestic	P-GOM	Pre-tendering	4,877,943	5,487,686	2,347,320
								4,877,943	5,487,686	2,347,320
								Expenditure details included under "At multiple islands"		
	1224	Ministry of National Planning, Housing and Infrastructure	P-HBR114-001	High Speed Ferry Network Access Improvement Platform			Awarded	Expenditure details included under "At multiple islands"		
								Expenditure details included under "At multiple islands"		
								Expenditure details included under "At multiple islands"		
	1224	Ministry of National Planning, Housing and Infrastructure	P-WAS092-001	Outer Island Harbour, Water Supply & Sewerage - OFID Phase 3			On-going	Expenditure details included under "At multiple islands"		
								Expenditure details included under "At multiple islands"		
								Expenditure details included under "At multiple islands"		
	1229	Ministry of Environment, Climate Change and Technology	P-MEE002-018	Waste Mgmt Project in Zone 1 Islands (OFID Ph2 - Waste LC)			Pre-tendering	Expenditure details included under "At multiple islands"		
								Expenditure details included under "At multiple islands"		
								Expenditure details included under "At multiple islands"		
	1229	Ministry of Environment, Climate Change and Technology	P-MEE062-100	Preparing Outer Island For Sustainable Energy Devel - POISED			On-going	Expenditure details included under "At multiple islands"		
								Expenditure details included under "At multiple islands"		
								Expenditure details included under "At multiple islands"		

Island	BA	Office	Project Code	Project Name	Fund	Fund Details	Status	2023 Approved	2024 Approved	2025 Approved
HDh. Makunudhoo										
1062	Ministry of Education		P-SCH110-001	School Building (Multi Purp. Hall) - HDh. Makunudhoo	Domestic	P-GOM	On-going	11,813,138	13,306,730	-
									2,520,408	2,835,459
1163	Ministry of Health		P-HLT034-001	Health Centre Extension - HDh. Makunudhoo	Domestic	P-GOM	On-going	7,914,730	8,904,071	-
									7,914,730	8,904,071
1215	Ministry of Youth, Sports & Community Empowerment		P-SOC105-001	Estab. of Outdoor Gym In HDh. Makunudhoo	Domestic	P-GOM	New	60,000	40,000	-
									60,000	40,000
1215	Ministry of Youth, Sports & Community Empowerment		P-SPT278-001	Devel. Of Handball Court - HDh. Makunudhoo	Domestic	P-GOM	On-going	310,000	620,000	-
									310,000	620,000
1224	Ministry of National Planning, Housing and Infrastructure		P-AIR006-001	Estab. airports at Multiple Islands	Domestic	P-GOM	New	-	-	-
									-	-
1224	Ministry of National Planning, Housing and Infrastructure		P-HBR006-001	Development of slipway - HDh. Makunudhoo	Domestic	P-GOM	On-going	1,008,000	907,200	-
									1,008,000	907,200
1027	Maldives Police Service		P-POL010-001	Establishing Of Police Stations			Awarded	Expenditure details included under "At multiple islands"		
1224	Ministry of National Planning, Housing and Infrastructure		P-HBR114-001	High Speed Ferry Network Access Improvement Platform			Awarded	Expenditure details included under "At multiple islands"		
1224	Ministry of National Planning, Housing and Infrastructure		P-SAN028-001	Prov. WaterSupply,Sani.&WasteMgmt-ORID-P2			On-going	Expenditure details included under "At multiple islands"		
1224	Ministry of National Planning, Housing and Infrastructure		P-WAS092-001	Outer Island Harbour, Water Supply & Sewerage - ORID Phase 3			On-going	Expenditure details included under "At multiple islands"		
1229	Ministry of National Planning, Housing and Infrastructure		P-MEE002-018	Waste Mgmt Project in Zone 1 Islands (OFID PH2 - Waste LC)			Pre-tendering	Expenditure details included under "At multiple islands"		
1229	Ministry of Environment, Climate Change and Technology		P-MEE062-100	Preparing Outer Island For Sustainable Energy Devel - POISED			On-going	Expenditure details included under "At multiple islands"		
HDh. Kunburchhoo								978,663	6,697,126	-
1229	Ministry of Environment, Climate Change and Technology		P-WST055-001	Estab. of Waste Mgmt. System in Hdh. Kunburchhoo and Zone 1	Trust fund	T-MGF	New	978,663	6,697,126	-
									978,663	6,697,126
Sh. Kanditheemu										
1062	Ministry of Education		P-SCH047-001	School Building (Multi Purp. Hall) - Sh. Atoll	Domestic	P-GOM	Tendering	7,537,900	8,486,926	1,030,733
									1,827,107	2,055,495
1163	Ministry of Health		P-HLT035-001	Health Centre New Building - Sh. Kanditheemu	Domestic	P-GOM	Pre-tendering	1,827,107	2,055,495	308,324
									4,280,942	4,816,060
1215	Ministry of Youth, Sports & Community Empowerment		P-SPT175-001	Devel. Of Outdoor Gym - Sh. Kanditheemu	Domestic	P-GOM	On-going	4,280,942	4,816,060	722,409
									164,178	147,760
1215	Ministry of Youth, Sports & Community Empowerment		P-SPT225-001	Estab. Of Football Ground - Sh. Kanditheemu	Domestic	P-GOM	On-going	164,178	147,760	-
									339,057	305,151
					Domestic	P-GOM		339,057	305,151	-

Island	BA	Office	Project Code	Project Name	Fund	Fund Details	Status	2023 Approved	2024 Approved	2025 Approved	
	1215	Ministry of Youth, Sports & Community Empowerment	P-SPT299-001	Devel. Of Childrens Park - Sh. Kanditheem	Domestic	P-GOM	On-going	298,642	597,284	-	
								298,642	597,284	-	
	1224	Ministry of National Planning, Housing and Infrastructure	P-WAT009-001	Water Supply System - Sh. Kanditheemu	Trust fund	T-MGF	On-going	627,974	565,176	-	
								627,974	565,176	-	
	1027	Maldives Police Service	P-POL010-001	Establishing Of Police Stations			Awarded	Expenditure details included under "At multiple islands"			
	1224	Ministry of National Planning, Housing and Infrastructure	P-HBR114-001	High Speed Ferry Network Access Improvement Platform			Awarded	Expenditure details included under "At multiple islands"			
	1229	Ministry of Environment, Climate Change and Technology	P-MEE002-018	Waste Mngmt Project in Zone 1 Islands (OFID Ph2 - Waste LC)			Pre-tendering	Expenditure details included under "At multiple islands"			
	Sh. Noomaraa							5,996,837	38,717,069	2,333,687	
		1062	Ministry of Education	P-MOE032-001	School Building (2 Classroom) - Sh. Noomaraa	Domestic	P-GOM	On-going	139,271	125,344	-
									139,271	125,344	-
1163		Ministry of Health	P-HLT153-001	Upgrading Health Centre (Laboratory) - Sh. Noomara	Domestic	P-GOM	On-going	130,161	117,145	-	
								130,161	117,145	-	
	1224	Ministry of National Planning, Housing and Infrastructure	P-HBR171-001	Upgrading Harbour - Sh. Noomara	Domestic	P-GOM	New	3,750,000	36,250,000	2,000,000	
								3,750,000	36,250,000	2,000,000	
	1224	Ministry of National Planning, Housing and Infrastructure	P-WAS079-001	Estab. Water & Sewerage System - Sh. Noomara	Domestic	P-GOM	Awarded	1,977,405	2,224,580	333,687	
								1,977,405	2,224,580	333,687	
	1224	Ministry of National Planning, Housing and Infrastructure	P-HBR114-001	High Speed Ferry Network Access Improvement Platform			Awarded	Expenditure details included under "At multiple islands"			
	1229	Ministry of Environment, Climate Change and Technology	P-MEE002-018	Waste Mngmt Project in Zone 1 Islands (OFID Ph2 - Waste LC)			Pre-tendering	Expenditure details included under "At multiple islands"			
	Sh. Goldhoo							13,555,259	17,062,167	28,095,413	
		1062	Ministry of Education	P-SCH126-001	School 8 Classroom - Sh. Goldhoo	Domestic	P-GOM	Tendering	1,717,394	1,932,069	289,810
									1,717,394	1,932,069	289,810
		1163	Ministry of Health	P-HLT059-001	Health Centre New Building - Sh. Goldhoo	Domestic	P-GOM	Pre-tendering	4,280,942	4,816,060	722,409
								4,280,942	4,816,060	722,409	
	1224	Ministry of National Planning, Housing and Infrastructure	P-HBR158-001	Upgrading of Harbour - Sh. Goldhoo	Domestic	P-GOM	New	1,500,000	3,500,000	5,000,000	
								1,500,000	3,500,000	5,000,000	
	1224	Ministry of National Planning, Housing and Infrastructure	P-WAS006-001	Water and Sewerage System - Sh. Goldhoo	Domestic	P-GOM	On-going	6,056,923	6,814,038	22,083,194	
								6,056,923	6,814,038	22,083,194	
	1224	Ministry of National Planning, Housing and Infrastructure	P-HBR114-001	High Speed Ferry Network Access Improvement Platform			Awarded	Expenditure details included under "At multiple islands"			
	1229	Ministry of Environment, Climate Change and Technology	P-WST011-002	Upg. of Zone 1 Island Waste Management Centres			Pre-tendering	Expenditure details included under "At multiple islands"			
	Sh. Feydhoo							2,169,104	1,329,069	95,700	
		1058	Ministry of Education	P-SCH151-001	Const. of Library & Science Lab - Sh. Feydhoo	Domestic	P-GOM	Pre-tendering	456,886	411,197	61,680
									456,886	411,197	61,680

Island	BA	Office	Project Code	Project Name	Fund	Fund Details	Status	2023 Approved	2024 Approved	2025 Approved
Sh. Bileiyfahi	1062	Ministry of Education	P-SCH098-001	School Building (8 Class & Multi Purp. Hall) - Sh. Feydhoo	Domestic	P-GOM	Retention	346,760	-	-
	1163	Ministry of Health	P-HLT115-001	Health Centre Extension - Sh. Feydhoo	Domestic	P-GOM	On-going	115,069	103,562	-
	1215	Ministry of Youth, Sports & Community Empowerment	P-SPT349-001	Devel. Of Football Ground - SH Feydhoo	Domestic	P-GOM	Awarded	117,600	105,840	15,876
	1224	Ministry of National Planning, Housing and Infrastructure	P-HBR011-001	Upgrading of Harbour - Sh. Feydhoo	Domestic	P-GOM	On-going	117,600	105,840	15,876
	1224	Ministry of National Planning, Housing and Infrastructure	P-SOC069-001	Devel. Swimming Area - Sh. Feydhoo	Domestic	P-GOM	Pre-tendering	652,789	587,510	-
Sh. Bileiyfahi	1062	Ministry of Education	P-SCH127-001	4 Classroom and School Multi Purpose Hall - Sh. Bileifahi	Domestic	P-GOM	Awarded	9,167,767	13,516,129	1,935,778
	1163	Ministry of Health	P-HLT199-001	Upgrading Health Centre - Sh. Bileifahi	Domestic	P-GOM	New	3,425,665	3,853,873	578,081
	1215	Ministry of Youth, Sports & Community Empowerment	P-SOC094-001	Devel. Youth Centre - Sh. Bileifahi	Domestic	P-GOM	New	1,500,000	4,795,127	719,269
	1224	Ministry of National Planning, Housing and Infrastructure	P-AIR006-001	Estab. airports at Multiple Islands	Domestic	P-GOM	New	660,000	990,000	148,500
	1224	Ministry of National Planning, Housing and Infrastructure	P-HBR010-001	Upgrading of Harbour - Sh. Bileifahi	Domestic	P-GOM	On-going	678,828	610,945	-
Sh. Feevah	1062	Ministry of Education	P-SCH048-001	School Building (Multi Purp. Hall & Wall) - Sh. Feevah	Domestic	P-GOM	Tendering	2,328,777	2,619,874	392,981
	1163	Ministry of Health	P-HLT114-001	Health Centre Extension - Sh. Feevah	Domestic	P-GOM	Awarded	1,065,122	955,610	143,791
	1215	Ministry of Youth, Sports & Community Empowerment	P-SPT349-001	Devel. Of Football Ground - SH Feydhoo	Domestic	P-GOM	Awarded	117,600	105,840	15,876
	1224	Ministry of National Planning, Housing and Infrastructure	P-HBR011-001	Upgrading of Harbour - Sh. Feydhoo	Domestic	P-GOM	On-going	652,789	587,510	-
	1224	Ministry of National Planning, Housing and Infrastructure	P-SOC069-001	Devel. Swimming Area - Sh. Feydhoo	Domestic	P-GOM	Pre-tendering	480,000	120,960	18,144
Sh. Bileiyfahi	1062	Ministry of Education	P-SCH127-001	4 Classroom and School Multi Purpose Hall - Sh. Bileifahi	Domestic	P-GOM	Awarded	9,167,767	13,516,129	1,935,778
	1163	Ministry of Health	P-HLT199-001	Upgrading Health Centre - Sh. Bileifahi	Domestic	P-GOM	New	1,500,000	4,795,127	719,269
	1215	Ministry of Youth, Sports & Community Empowerment	P-SOC094-001	Devel. Youth Centre - Sh. Bileifahi	Domestic	P-GOM	New	660,000	990,000	148,500
	1224	Ministry of National Planning, Housing and Infrastructure	P-AIR006-001	Estab. airports at Multiple Islands	Domestic	P-GOM	New	-	-	-
	1224	Ministry of National Planning, Housing and Infrastructure	P-HBR010-001	Upgrading of Harbour - Sh. Bileifahi	Domestic	P-GOM	On-going	678,828	610,945	-
Sh. Feevah	1062	Ministry of Education	P-SCH048-001	School Building (Multi Purp. Hall & Wall) - Sh. Feevah	Domestic	P-GOM	Tendering	2,328,777	2,619,874	392,981
	1163	Ministry of Health	P-HLT114-001	Health Centre Extension - Sh. Feevah	Domestic	P-GOM	Awarded	1,065,122	955,610	143,791
	1215	Ministry of Youth, Sports & Community Empowerment	P-SPT349-001	Devel. Of Football Ground - SH Feydhoo	Domestic	P-GOM	Awarded	117,600	105,840	15,876
	1224	Ministry of National Planning, Housing and Infrastructure	P-HBR011-001	Upgrading of Harbour - Sh. Feydhoo	Domestic	P-GOM	On-going	652,789	587,510	-
	1224	Ministry of National Planning, Housing and Infrastructure	P-SOC069-001	Devel. Swimming Area - Sh. Feydhoo	Domestic	P-GOM	Pre-tendering	480,000	120,960	18,144

Island	BA	Office	Project Code	Project Name	Fund	Fund Details	Status	2023 Approved	2024 Approved	2025 Approved
Sh.Narudhoo	1215	Ministry of Youth, Sports & Community Empowerment	P-SOC092-001	Devel. Youth Centre - Sh. Feevah	Domestic	P-GOM	New	963,900	867,510	130,127
								963,900	867,510	130,127
	1215	Ministry of Youth, Sports & Community Empowerment	P-SPT1722-001	Estab. Of Turf Football Ground - Sh. Feevah	Domestic	P-GOM	On-going	168,962	152,066	-
								168,962	152,066	-
	1224	Ministry of National Planning, Housing and Infrastructure	P-HBR007-001	Reconstruction of Harbour - Sh. Feevah	Domestic	P-GOM	Retention	3,188,416	-	-
								3,188,416	-	-
	1224	Ministry of National Planning, Housing and Infrastructure	P-SOC066-001	Devel. Swimming Area - Sh. Feevah	Domestic	P-GOM	Pre-tendering	252,000	504,000	75,600
								252,000	504,000	75,600
	1224	Ministry of National Planning, Housing and Infrastructure	P-WAS066-001	Estab. Sewerage System - Sh. Feevah	Domestic	P-GOM	On-going	3,762,598	4,232,923	-
					Trust fund	T-MGF		3,762,598	4,232,923	-
	1224	Ministry of National Planning, Housing and Infrastructure	P-WAT020-001	Water Supply System - Sh. Feevah	Trust fund	T-MGF	On-going	1,666,675	1,500,007	12,400,855
								1,666,675	1,500,007	12,400,855
Sh.Milandhoo	1224	Ministry of National Planning, Housing and Infrastructure	P-HBR114-001	High Speed Ferry Network Access Improvement Platform			Awarded	Expenditure details included under "At multiple islands"		
	1229	Ministry of Environment, Climate Change and Technology	P-MEE002-018	Waste Mgmt Project in Zone 1 Islands (OHD Ph2 - Waste LC)			Pre-tendering	Expenditure details included under "At multiple islands"		
								7,428,624	8,126,278	784,374
	1062	Ministry of Education	P-SCH045-001	School 3 Storey Building - Sh. Narudhoo	Domestic	P-GOM	On-going	474,182	246,764	-
								474,182	246,764	-
	1163	Ministry of Health	P-HLT149-001	Upgrading Health Centre - Sh. Narudhoo	Domestic	P-GOM	Awarded	913,533	822,180	123,327
								913,533	822,180	123,327
	1215	Ministry of Youth, Sports & Community Empowerment	P-SPT300-001	Devel. Of Childrens Park - Sh. Narudhoo	Domestic	P-GOM	On-going	298,642	597,284	-
								298,642	597,284	-
	1224	Ministry of National Planning, Housing and Infrastructure	P-HBR103-001	Repairing Harbour - Sh. Narudhoo	Domestic	P-GOM	Awarded	3,917,315	4,406,979	661,047
								3,917,315	4,406,979	661,047
	1224	Ministry of National Planning, Housing and Infrastructure	P-WAS094-001	Estab. Water & Sewerage System - Sh. Narudhoo	Trust fund	T-MGF	On-going	1,824,952	2,053,071	-
Sh.Milandhoo	1163	Ministry of Health	P-HLT1090-001	Construction Of Portico And Garage For Health Centres			Pre-tendering	Expenditure details included under "At multiple islands"		
	1224	Ministry of National Planning, Housing and Infrastructure	P-HBR114-001	High Speed Ferry Network Access Improvement Platform			Awarded	Expenditure details included under "At multiple islands"		
	1229	Ministry of Environment, Climate Change and Technology	P-WST011-001	Zone 1 Regional Waste Management Project			Pre-tendering	Expenditure details included under "At multiple islands"		
								76,109,074	44,086,058	12,737,447
	1163	Ministry of Health	P-HLT134-001	Hospital New Building - Sh. Milandhoo	Loan	X-KWIT	Tendering	57,825,000	11,565,000	1,734,750
								57,825,000	11,565,000	1,734,750
	1215	Ministry of Youth, Sports & Community Empowerment	P-SOC053-001	Devel. Of Childrens Park - Sh. Milandhoo	Domestic	P-GOM	On-going	200,084	180,075	-
								200,084	180,075	-

Island	BA	Office	Project Code	Project Name	Fund	Fund Details	Status	2023 Approved	2024 Approved	2025 Approved
1215	Ministry of Youth, Sports & Community Empowerment		P-SPT083-001	Devel. Of Football Ground - Sh.Milandhoo	Domestic	P-GOM	On-going	267,253	240,527	-
								267,253	240,527	-
	Ministry of Youth, Sports & Community Empowerment		P-SPT273-001	Dev. Of Volley Court - Sh.Milandhoo	Domestic	P-GOM	On-going	238,325	214,492	-
								238,325	214,492	-
1215	Ministry of Youth, Sports & Community Empowerment		P-SPT428-001	Estab. of Indoor Sports Complex in Sh.Milandhoo	Domestic	P-GOM	New	300,000	800,000	1,400,000
1215	Ministry of Youth, Sports & Community Empowerment		P-SPT432-001	Devel. Of Futsal Ground - Sh.Milandhoo	Domestic	P-GOM	New	300,000	800,000	1,400,000
								750,000	750,000	-
1224	Ministry of National Planning, Housing and Infrastructure		P-CPT002-001	Coastal Protection - Sh.Milandhoo	Trust fund	T-MGF	On-going	750,000	750,000	-
								1,986,137	2,234,404	-
1224	Ministry of National Planning, Housing and Infrastructure		P-HBR134-001	Upgrading Harbour and leveling mudlands - Sh.Milandhoo	Domestic	P-GOM	Pre-tendering	1,986,137	2,234,404	-
								2,187,216	2,460,618	369,093
1224	Ministry of National Planning, Housing and Infrastructure		P-HOU033-001	Const. Of 50 Housing units - Sh.Milandhoo	Domestic	P-GOM	On-going	2,187,216	2,460,618	369,093
								9,252,000	19,275,000	7,710,000
1224	Ministry of National Planning, Housing and Infrastructure		P-RD0036-001	Developing Roads - Sh.Milandhoo	Domestic	P-GOM	On-going	9,252,000	19,275,000	7,710,000
								2,103,059	2,365,942	-
1240	Ministry of Islamic Affairs		P-MIA001-100	Const. of Mosque - Sh.Milandhoo	Domestic	P-GOM	New	2,103,059	2,365,942	-
								1,000,000	4,000,000	1,523,604
1027	Maldives Police Service		P-POL010-001	Establishing Of Police Stations	Domestic	P-GOM	Awarded	1,000,000	4,000,000	1,523,604
								Expenditure details included under "At multiple islands"		
1224	Ministry of National Planning, Housing and Infrastructure		P-HBR114-001	High Speed Ferry Network Access Improvement Platform			Awarded	Expenditure details included under "At multiple islands"		
1229	Ministry of Environment, Climate Change and Technology		P-WST011-002	Upg. of Zone 1 Island Waste Management Centres			Pre-tendering	Expenditure details included under "At multiple islands"		
Sh.Foakaidhoo								6,488,341	7,587,912	208,290
1062	Ministry of Education		P-SCH049-001	School 4 Storey Building (12 Class & Hall) - Sh.Foakaidhoo	Domestic	P-GOM	On-going	746,895	672,205	-
1163	Ministry of Health		P-HLT116-001	Health Centre Extension - Sh.Foakaidhoo	Domestic	P-GOM	On-going	746,895	672,205	-
								1,092,134	982,921	-
1215	Ministry of Youth, Sports & Community Empowerment		P-SPT085-001	Devel. Of Football Ground - Sh.Foakaidhoo	Domestic	P-GOM	On-going	1,092,134	982,921	-
								262,161	235,945	-
1215	Ministry of Youth, Sports & Community Empowerment		P-SPT434-001	Devel. Of Futsal Ground - Sh.Foakaidhoo	Domestic	P-GOM	New	262,161	235,945	-
								750,000	750,000	-
1224	Ministry of National Planning, Housing and Infrastructure		P-HBR039-001	Sh. Foakaidhoo Harbor Upgrading	Domestic	P-GOM	On-going	750,000	1,783,912	-
								1,585,699	1,783,912	-

Island	BA	Office	Project Code	Project Name	Fund	Fund Details	Status	2023 Approved	2024 Approved	2025 Approved
Sh.Maroshi	1224	Ministry of National Planning, Housing and Infrastructure	P-SAN030-001	Estab. Sewerage System - Sh. Foakaidhoo	Domestic	P-GOM	On-going	505,738	455,164	-
								505,738	455,164	-
	1224	Ministry of National Planning, Housing and Infrastructure	P-SOC077-001	Development of a swimming area in Sh. Foakaidhoo	Domestic	P-GOM	New	1,249,738	2,707,765	208,290
								1,249,738	2,707,765	208,290
	1276	Local Government Authority	P-LCI009-001	Establishment of community centre-Sh. Foakaidhoo	Grant	D-IND	Retention	295,976	-	-
								295,976	-	-
	1027	Maldives Police Service	P-POL010-001	Establishing Of Police Stations			Awarded	Expenditure details included under "At multiple islands"		
	1224	Ministry of National Planning, Housing and Infrastructure	P-HBR114-001	High Speed Ferry Network Access Improvement Platform			Awarded	Expenditure details included under "At multiple islands"		
	1229	Ministry of Environment, Climate Change and Technology	P-MEE001-T10	Estab. Water System (4 islands) & Water Storage (25 Islands)			Retention	Expenditure details included under "At multiple islands"		
	1229	Ministry of Environment, Climate Change and Technology	P-WST011-001	Zone 1 Regional Waste Management Project			Pre-tendering	Expenditure details included under "At multiple islands"		
Sh.Komandoo								7,528,857	8,065,858	40,509
	1058	Ministry of Education	P-SCH160-001	Const. of School Science Lab - Sh. Maroshi	Domestic	P-GOM	Pre-tendering	300,064	270,058	40,509
								300,064	270,058	40,509
	1163	Ministry of Health	P-HLT148-001	Upgrading Health Centre - Sh. Maroshi	Domestic	P-GOM	On-going	444,426	399,983	-
								444,426	399,983	-
	1224	Ministry of National Planning, Housing and Infrastructure	P-HBR070-001	Upgrading Harbour - Sh. Maroshi	Domestic	P-GOM	On-going	5,732,828	6,449,432	-
								5,732,828	6,449,432	-
	1224	Ministry of National Planning, Housing and Infrastructure	P-WAS007-001	Water and Sewerage System-Sh. Maroshi	Trust fund	T-MGF	On-going	1,051,539	946,385	-
								1,051,539	946,385	-
	1224	Ministry of National Planning, Housing and Infrastructure	P-HBR114-001	High Speed Ferry Network Access Improvement Platform			Awarded	Expenditure details included under "At multiple islands"		
Sh.Komandoo	1229	Ministry of Environment, Climate Change and Technology	P-WST011-002	Upg. of Zone 1 Island Waste Management Centres			Pre-tendering	Expenditure details included under "At multiple islands"		
								38,979,548	40,457,981	17,170,621
	1058	Ministry of Education	P-SCH168-001	Upgr. Of School - Sh. Komandoo	Domestic	P-GOM	Pre-tendering	365,509	328,958	49,344
								365,509	328,958	49,344
	1224	Ministry of National Planning, Housing and Infrastructure	P-CPT027-001	Coastal Protection - Sh. Komandoo	Trust fund	T-MGF	On-going	23,744,300	26,712,338	12,495,277
								23,744,300	26,712,338	12,495,277
	1224	Ministry of National Planning, Housing and Infrastructure	P-HBR012-002	Breakwater Project - Sh. Komandoo	Domestic	P-GOM	New	2,850,000	150,000	-
								2,850,000	150,000	-
	1224	Ministry of National Planning, Housing and Infrastructure	P-HOU038-001	Const. Of 30 Housing units - Sh. Komandoo	Domestic	P-GOM	Tendering	5,551,200	11,565,000	4,626,000
								5,551,200	11,565,000	4,626,000
Sh.Komandoo	1224	Ministry of National Planning, Housing and Infrastructure	P-HBR172-001	Devel. Of Causeway - Sh. Komandoo - Mathikomandoo	Domestic	P-GOM	On-going	1,008,000	907,200	-
								1,008,000	907,200	-

Island	BA	Office	Project Code	Project Name	Fund	Fund Details	Status	2023 Approved	2024 Approved	2025 Approved
	1224	Ministry of National Planning, Housing and Infrastructure	P-WAS054-001	Water and Sewerage Network - Sh.Komandoo	Trust fund	T-MGF	On-going	660,539	594,485	-
								660,539	594,485	-
	1233	Ministry of Fisheries, Marine Resources and Agriculture	P-FIS034-001	Estab. Of Ice Plant - Sh.Komandoo	Domestic	P-GOM	New	4,800,000	200,000	-
								4,800,000	200,000	-
	1027	Maldives Police Service	P-POL010-001	Establishing Of Police Stations			Awarded	Expenditure details included under "At multiple islands"		
	1224	Ministry of National Planning, Housing and Infrastructure	P-HBR114-001	High Speed Ferry Network Access Improvement Platform			Awarded	Expenditure details included under "At multiple islands"		
	1229	Ministry of Environment, Climate Change and Technology	P-WST011-001	Zone 1 Regional Waste Management Project			Pre-tendering	Expenditure details included under "At multiple islands"		
								4,168,635	9,305,472	992,974
Sh.Lhaimagu										
	1062	Ministry of Education	P-SCH046-001	School Building (8 Class & Hall) - Sh.Lhaimagu	Domestic	P-GOM	On-going	2,912,000	3,276,000	-
								2,912,000	3,276,000	-
	1163	Ministry of Health	P-HLT117-001	Health Centre Extension - Sh.Lhaimagu	Domestic	P-GOM	Awarded	133,140	119,826	17,974
								133,140	119,826	17,974
	1215	Ministry of Youth, Sports & Community Empowerment	P-SPT308-001	Devel. Of Outdoor Gym - Sh.Lhaimagu	Domestic	P-GOM	On-going	10,000	-	-
								10,000	-	-
	1215	Ministry of Youth, Sports & Community Empowerment	P-SPT395-001	Estab. of Football ground in sh. Lhaimagu	Domestic	P-GOM	New	325,000	5,200,000	975,000
								325,000	5,200,000	975,000
	1224	Ministry of National Planning, Housing and Infrastructure	P-HBR008-001	Upgr. Harbour&Shore Protection-Sh.Lhaimagu	Domestic	P-GOM	On-going	788,495	709,646	-
								788,495	709,646	-
	1224	Ministry of National Planning, Housing and Infrastructure	P-HBR114-001	High Speed Ferry Network Access Improvement Platform			Awarded	Expenditure details included under "At multiple islands"		
	1224	Ministry of National Planning, Housing and Infrastructure	P-WAS069-001	Provision of Water Supply & Sewerage Project			On-going	Expenditure details included under "At multiple islands"		
	1229	Ministry of Environment, Climate Change and Technology	P-MEE002-018	Waste Mngmt Project in Zone 1 Islands (OFD Ph2 - Waste LC)			Pre-tendering	Expenditure details included under "At multiple islands"		
								15,917,901	21,778,897	2,546,357
Sh.Maun'goodhoo										
	1058	Ministry of Education	P-SCH101-002	Const. Of 4 Classroom - Sh. Maungoodhoo	Domestic	P-GOM	New	1,200,000	2,615,074	392,261
								1,200,000	2,615,074	392,261
	1062	Ministry of Education	P-SCH101-001	School Building (Multi Purp. Hall) - Sh. Maungoodhoo	Domestic	P-GOM	On-going	490,746	2,944,478	-
								490,746	2,944,478	-
	1163	Ministry of Health	P-HLT164-001	Extension of Health Centre - SH.Maungoodhoo	Domestic	P-GOM	Pre-tendering	244,339	488,678	73,302
								244,339	488,678	73,302
	1224	Ministry of National Planning, Housing and Infrastructure	P-HBR101-001	Developing Harbour - Sh. Maungoodhoo	Domestic	P-GOM	Awarded	9,911,429	11,150,357	1,672,554
								9,911,429	11,150,357	1,672,554
	1224	Ministry of National Planning, Housing and Infrastructure	P-HTD047-020	Coastal Protection - Sh. Maungoodhoo	Trust fund	T-MGF	Pre-tendering	2,419,200	2,721,600	408,240
								2,419,200	2,721,600	408,240

Island	BA	Office	Project Code	Project Name	Fund	Fund Details	Status	2023 Approved	2024 Approved	2025 Approved
Sh. Funadhoo	1224	Ministry of National Planning, Housing and Infrastructure	P-WAS005-001	Water and Sewerage System-Sh.Muungoodhoo	Trust fund	T-MGF	On-going	1,652,187	1,858,710	-
								1,652,187	1,858,710	-
	1224	Ministry of National Planning, Housing and Infrastructure	P-HBRT14-001	High Speed Ferry Network Access Improvement Platform			Awarded	Expenditure details included under "At multiple islands"		
								27,348,308	84,472,414	42,479,380
	1058	Ministry of Education	P-SCH200-001	Const. of office block and upgrading of Sh.Funadhoo School	Domestic	P-GOM	New	750,000	1,350,000	2,900,000
								750,000	1,350,000	2,900,000
	1062	Ministry of Education	P-MOEB01-006	School Building (15 Class Rooms) - Sh. Funadhoo	Domestic	P-GOM	On-going	3,099,796	3,487,271	-
								3,099,796	3,487,271	-
	1163	Ministry of Health	P-HLT074-001	Upgrading of Sh. Atoll Hospital	Domestic	P-GOM	On-going	106,334	212,668	-
								106,334	212,668	-
	1163	Ministry of Health	P-HLT133-001	Hospital New Building - Sh. Funadhoo	Domestic	P-GOM	Pre-tendering	20,000,000	20,000,000	20,000,000
								20,000,000	20,000,000	20,000,000
	1215	Ministry of Youth, Sports & Community Empowerment	P-SPT121-001	Devel. Of Football Ground - Sh. Funadhoo	Domestic	P-GOM	On-going	198,648	178,783	-
								198,648	178,783	-
	1215	Ministry of Youth, Sports & Community Empowerment	P-SPT249-001	Dev. Of Volley Court - Sh. Funadhoo	Domestic	P-GOM	On-going	238,325	214,492	-
								238,325	214,492	-
1224	Ministry of National Planning, Housing and Infrastructure		P-HTE131-001	Land Reclamation -Sh. Funadhoo	Domestic	P-GOM	New	2,000,000	58,500,000	19,500,000
								2,000,000	58,500,000	19,500,000
1224	Ministry of National Planning, Housing and Infrastructure		P-SAN004-001	Estab. Sewerage System for New Settlement - Sh.Funadhoo	Trust fund	T-MGF	Retention	367,205	-	-
								367,205	-	-
1229	Ministry of Environment, Climate Change and Technology		P-WST010-001	Estab. Waste Management System - Sh. Funadhoo	Trust fund	T-MGF	Pre-tendering	588,000	529,200	79,380
								588,000	529,200	79,380
1224	Ministry of National Planning, Housing and Infrastructure		P-HBRT14-001	High Speed Ferry Network Access Improvement Platform			Awarded	Expenditure details included under "At multiple islands"		
1224	Ministry of National Planning, Housing and Infrastructure		P-WAS069-001	Provision of Water Supply & Sewerage Project			On-going	Expenditure details included under "At multiple islands"		
1229	Ministry of Environment, Climate Change and Technology		P-RNW001-001	AREISE Project			Pre-tendering	Expenditure details included under "At multiple islands"		

Island	BA	Office	Project Code	Project Name	Fund	Fund Details	Status	2023 Approved	2024 Approved	2025 Approved
N.Hen'badhoo										
1062	Ministry of Education		P-SCH050-001	School Building (2 Class & Multi Purp. Hall) - N.Henbadhoo	Domestic	P-GOM	On-going	11,586,143	20,265,746	32,438,602
								2,280,970	2,566,091	-
								2,280,970	2,566,091	-
1163	Ministry of Health		P-HLT159-001	Extension of Health Centre - N.Henbadhoo	Domestic	P-GOM	Awarded	1,098,958	989,062	148,359
								1,098,958	989,062	148,359
1215	Ministry of Youth, Sports & Community Empowerment		P-SPT369-001	Estab. of Football Ground in N.Henbadhoo	Domestic	P-GOM	New	300,000	350,000	450,000
								300,000	350,000	450,000
1224	Ministry of National Planning, Housing and Infrastructure		P-REC029-001	Land Reclamation - N.Henbadhoo	Domestic	P-GOM	New	6,450,000	15,050,000	21,500,000
								6,450,000	15,050,000	21,500,000
1224	Ministry of National Planning, Housing and Infrastructure		P-WAT021-001	Water Supply System - N.Henbadhoo	Trust fund	T-MGF	On-going	1,456,215	1,310,593	10,340,243
								1,456,215	1,310,593	10,340,243
1224	Ministry of National Planning, Housing and Infrastructure		P-HBR114-001	High Speed Ferry Network Access Improvement Platform			Awarded	Expenditure details included under "At multiple islands"		
N.Kendhikuhdhoo										
								22,228,269	33,319,368	14,863,947
1062	Ministry of Education		P-SCH052-002	School Building - N.Kendhikuhdhoo	Domestic	P-GOM	Tendering	252,000	504,000	75,600
								252,000	504,000	75,600
1129	Ministry of Higher Education		P-UNI008-001	Estab. Of Junior College - N.Kendhikuhdhoo	Domestic	P-GOM	Tendering	4,200,000	8,500,000	1,700,000
								4,200,000	8,500,000	1,700,000
1163	Ministry of Health		P-HLT130-001	Hospital New Building - N.Kendhikuhdhoo	Domestic	P-GOM	Pre-tendering	7,338,354	8,255,648	1,238,347
								7,338,354	8,255,648	1,238,347
1224	Ministry of National Planning, Housing and Infrastructure		P-HBR094-001	Developing Slipway - N.Kendhikuhdhoo	Domestic	P-GOM	Pre-tendering	2,150,400	2,419,200	600,000
								2,150,400	2,419,200	600,000
1224	Ministry of National Planning, Housing and Infrastructure		P-HBR153-001	Extension of Harbor - N. Kendhikuhdhoo	Domestic	P-GOM	New	3,799,859	12,500,000	11,250,000
								3,799,859	12,500,000	11,250,000
1224	Ministry of National Planning, Housing and Infrastructure		P-WAS072-001	Water and Sewerage System-Kendhikuhdhoo	Domestic	P-GOM	On-going	994,285	1,000,000	-
								994,285	1,000,000	-
1229	Ministry of Environment, Climate Change and Technology		P-WST014-001	Upg. Of Waste Management Centre - N. Kendhikuhdhoo	Trust fund	T-MGF	On-going	453,371	140,520	-
								453,371	140,520	-
1233	Ministry of Fisheries, Marine Resources and Agriculture		P-FIS022-002	Estab. Of Geydhoshu Mas Plant - N. Kendhikuhdhoo	Grant	D-IND	Tendering	3,040,000	-	-
								3,040,000	-	-
1224	Ministry of National Planning, Housing and Infrastructure		P-HBR114-001	High Speed Ferry Network Access Improvement Platform			Awarded	Expenditure details included under "At multiple islands"		

Island	BA	Office	Project Code	Project Name	Fund	Fund Details	Status	2023 Approved	2024 Approved	2025 Approved								
N.Maalehendhoo																		
1062	Ministry of Education		P-SCH054-001	School Building - N.Maalehendhoo	Domestic	P-GOM	On-going	7,464,940	6,755,336	824,985								
								210,000	420,000	-								
								210,000	420,000	-								
								1163	Ministry of Health		P-HLT160-001	Upgrading Health Centre - N.Maalehendhoo	Domestic	P-GOM	On-going	782,095	703,885	-
																782,095	703,885	-
1215	Ministry of Youth, Sports & Community Empowerment		P-SPT435-001	Devel. Of Football Ground - N.Maalehendhoo	Domestic	P-GOM	New	1,200,000	1,508,220	226,233								
								1,200,000	1,508,220	226,233								
1224	Ministry of National Planning, Housing and Infrastructure		P-CPT066-001	Coastal Protection - N.Maalehendhoo	Trust fund	T-MGF	Pre-tendering	3,548,160	3,991,680	598,752								
								3,548,160	3,991,680	598,752								
1224	Ministry of National Planning, Housing and Infrastructure		P-WAS011-001	Water and Sewerage System - N.Maalehendhoo	Trust fund	T-MGF	Retention	1,278,517	-	-								
								1,278,517	-	-								
1276	Local Government Authority		P-LCL011-001	Construction Of Council Office - N.Maalehendhoo	Domestic	P-GOM	On-going	446,168	131,551	-								
								446,168	131,551	-								
1224	Ministry of National Planning, Housing and Infrastructure		P-HBR114-001	High Speed Ferry Network Access Improvement Platform	Awarded					Expenditure details included under "At multiple islands"								
					5,870,919		5,006,900		3,695,830									
N.Kudafari																		
1062	Ministry of Education		P-SCH051-001	School Building - N.Kudafari	Domestic	P-GOM	Retention	464,062	-	-								
								464,062	-	-								
1163	Ministry of Health		P-HLT112-001	Health Centre Extension - N.Kudafari	Domestic	P-GOM	Pre-tendering	646,559	581,903	87,285								
								646,559	581,903	87,285								
1215	Ministry of Youth, Sports & Community Empowerment		P-SPT087-001	Devel. Of Football Ground - N.Kudafari	Domestic	P-GOM	On-going	100,681	201,361	-								
								100,681	201,361	-								
1224	Ministry of National Planning, Housing and Infrastructure		P-CPT030-001	Coastal Protection - N.Kudafari	Trust fund	T-MGF	Awarded	2,421,010	2,723,636	408,545								
								2,421,010	2,723,636	408,545								
1224	Ministry of National Planning, Housing and Infrastructure		P-HBR130-001	Const. of Entrance Channel - N.Kudafari	Domestic	P-GOM	Pre-tendering	900,000	1,500,000	3,200,000								
								900,000	1,500,000	3,200,000								
1224	Ministry of National Planning, Housing and Infrastructure		P-WAS010-001	Water and Sewerage System - N.Kudafari	Trust fund	T-MGF	Retention	1,338,607	-	-								
								1,338,607	-	-								
1163	Ministry of Health		P-HLT090-001	Construction Of Portico And Garage For Health Centres	Expenditure details included under "At multiple islands"													
1224	Ministry of National Planning, Housing and Infrastructure		P-HBR114-001	High Speed Ferry Network Access Improvement Platform	Expenditure details included under "At multiple islands"													
1229	Ministry of Environment, Climate Change and Technology		P-WST036-001	Estab. Systems For Bio-Treatment Of Org. Waste in Zone 2	Expenditure details included under "At multiple islands"													

Island	BA	Office	Project Code	Project Name	Fund	Fund Details	Status	2023 Approved	2024 Approved	2025 Approved
N.Landhoo										
1062	Ministry of Education		P-SCH124-001	4 Classroom and Multi Purpose Hall - N.Landhoo	Domestic	P-GOM	Tendering	1,764,600	1,985,175	297,776
								1,764,600	1,985,175	297,776
1163	Ministry of Health		P-HLT113-001	Health Centre Extension - N.Landhoo	Domestic	P-GOM	On-going	120,100	108,090	-
								120,100	108,090	-
1215	Ministry of Youth, Sports & Community Empowerment		P-SPT310-001	Developing Sub base & Turf - N.Landhoo	Domestic	P-GOM	On-going	245,000	220,500	-
								245,000	220,500	-
1215	Ministry of Youth, Sports & Community Empowerment		P-SPT423-001	Estab. Of Futsal Ground - N.Landhoo	Domestic	P-GOM	New	400,000	400,000	-
								400,000	400,000	-
1224	Ministry of National Planning, Housing and Infrastructure		P-HBR014-001	Upgrading of Habour- N.Landhoo	Domestic	P-GOM	Retention	1,316,139	-	-
								1,316,139	-	-
1224	Ministry of National Planning, Housing and Infrastructure		P-WAS063-001	N. Landhoo Sewerage Sytem	Domestic	P-GOM	On-going	727,251	654,526	-
								727,251	654,526	-
1224	Ministry of National Planning, Housing and Infrastructure		P-WAT037-001	Estab. Water System - N.Landhoo	Domestic	P-GOM	On-going	1,748,146	1,966,664	-
								1,748,146	1,966,664	-
1264	Department of Judicial Administration		P-ORT011-001	Const. Of Magistrate Court - Multiple Islands	Domestic	P-GOM	On-going	404,880	364,392	-
								404,880	364,392	-
1224	Ministry of National Planning, Housing and Infrastructure		P-HBR114-001	High Speed Ferry Network Access Improvement Platform			Awarded	Expenditure details included under "At multiple islands"		
								140,743,560	57,750,737	26,104,109
N.Maafaru										
1008	Maldives Customs Service		P-CUS001-001	Const. of Customs Office Building - N.Maafaru	Domestic	P-GOM	On-going	173,444	156,100	-
								173,444	156,100	-
1062	Ministry of Education		P-SCH123-001	4 Classroom and Multi Purpose Hall - N.Maafaru	Domestic	P-GOM	On-going	1,977,115	2,224,255	-
								1,977,115	2,224,255	-
1163	Ministry of Health		P-HLT037-001	Health Centre Extension - N.Maafaru	Domestic	P-GOM	On-going	8,449,691	9,505,903	-
								8,449,691	9,505,903	-
1215	Ministry of Youth, Sports & Community Empowerment		P-SPT358-001	Dev. Of Volley Court - N.Maafaru	Domestic	P-GOM	On-going	465,920	419,328	-
								465,920	419,328	-
1215	Ministry of Youth, Sports & Community Empowerment		P-SPT426-001	Devel. Of Youth Centre - N.Maafaru	Domestic	P-GOM	New	600,000	900,000	-
								600,000	900,000	-
1224	Ministry of National Planning, Housing and Infrastructure		P-AIR005-001	Extension of Airport - N.Maafaru	Domestic	P-GOM	On-going	122,004,355	22,963,420	-
								6,868,355	1,375,420	-
				Grant	D-ABU			115,136,000	21,588,000	-

Island	BA	Office	Project Code	Project Name	Fund	Fund Details	Status	2023 Approved	2024 Approved	2025 Approved
N.Manadho	1224	Ministry of National Planning, Housing and Infrastructure	P-HBRI65-001	Fixing Channel breakwater - N.Maafaru	Domestic	P-GOM	New	1,360,000	2,040,000	-
								1,360,000	2,040,000	-
	1224	Ministry of National Planning, Housing and Infrastructure	P-HTE009-085	Estab. Water & Sewerage System - N.Maafaru	Domestic	P-GOM	On-going	1,713,035	1,541,731	25,404,109
								1,713,035	1,541,731	25,404,109
	1224	Ministry of National Planning, Housing and Infrastructure	P-REC035-001	Land Reclamation - N.Maafaru	Domestic	P-GOM	New	4,000,000	18,000,000	700,000
								4,000,000	18,000,000	700,000
	1027	Maldives Police Service	P-POL010-001	Establishing Of Police Stations			Awarded	Expenditure details included under "At multiple islands"		
	1224	Ministry of National Planning, Housing and Infrastructure	P-HBRI14-001	High Speed Ferry Network Access Improvement Platform			Awarded	Expenditure details included under "At multiple islands"		
	1224	Ministry of National Planning, Housing and Infrastructure	P-SAN028-001	Prov. WaterSupply,Sani.&WasteMgmt-OFID-P2			On-going	Expenditure details included under "At multiple islands"		
	1229	Ministry of Environment, Climate Change and Technology	P-WST036-001	Estab. Systems For Bio-Treatment Of Org. Waste in Zone 2			Pre-tendering	Expenditure details included under "At multiple islands"		
								23,320,513	30,836,745	5,125,000
1027	Maldives Police Service		P-MPS019-001	Const. of Police Station Building - N.Manadho			On-going	2,413,207	2,714,858	-
					Domestic	P-GOM		2,413,207	2,714,858	-
1062	Ministry of Education		P-SCH011-001	Cont. of Multi Purpose Hall in N.atoll Sc			Retention	357,751	-	-
					Domestic	P-GOM		357,751	-	-
1062	Ministry of Education		P-SCH053-001	School 3 Storey Building - N.Manadho			On-going	1,769,252	1,990,409	-
					Domestic	P-GOM		1,769,252	1,990,409	-
1163	Ministry of Health		P-HLT137-001	N.Atoll Hospital New Building - N.Manadho			On-going	7,338,354	8,255,648	-
					Domestic	P-GOM		7,338,354	8,255,648	-
1215	Ministry of Youth, Sports & Community Empowerment		P-SPT133-001	Devel. Of Football Ground - N.Manadho			On-going	124,500	112,050	-
					Domestic	P-GOM		124,500	112,050	-
1215	Ministry of Youth, Sports & Community Empowerment		P-SPT339-001	Repairing Futsal Ground Boundary Wall & Fence - N.Manadho			On-going	744,800	670,320	-
					Domestic	P-GOM		744,800	670,320	-
1215	Ministry of Youth, Sports & Community Empowerment		P-SPT366-001	Multi Sporting Complex - N.Manadho			Pre-tendering	750,000	2,500,000	375,000
					Grant	D-IND		750,000	2,500,000	375,000
1224	Ministry of National Planning, Housing and Infrastructure		P-HBR073-001	Developing Entrance Channel - N.Manadho			On-going	2,994,362	3,368,658	-
					Domestic	P-GOM		2,994,362	3,368,658	-
1224	Ministry of National Planning, Housing and Infrastructure		P-HOU036-001	Const. Of 40 Housing units - N.Manadho			On-going	2,709,224	3,047,878	-
					Domestic	P-GOM		2,709,224	3,047,878	-
1224	Ministry of National Planning, Housing and Infrastructure		P-RDD039-001	Developing Roads - N.Manadho			On-going	1,500,000	5,600,000	4,750,000
					Domestic	P-GOM		1,500,000	5,600,000	4,750,000
1229	Ministry of Environment, Climate Change and Technology		P-WST015-001	Upg. Of Waste Management Centre - N. Manadho			On-going	453,371	140,520	-
					Trust fund	T-MGF		453,371	140,520	-

Island	BA	Office	Project Code	Project Name	Fund	Fund Details	Status	2023	2024	2025
								Approved	Approved	Approved
	1240	Ministry of Islamic Affairs	P-MS026-001	Construction Of Mosque - N.Manadhoo	Domestic	P-GOM	On-going	2,165,692	2,436,404	-
								2,165,692	2,436,404	-
	1224	Ministry of National Planning, Housing and Infrastructure	P-HBR114-001	High Speed Ferry Network Access Improvement Platform			Awarded	Expenditure details included under "At multiple islands"		
	1224	Ministry of National Planning, Housing and Infrastructure	P-WAS069-001	Provision of Water Supply & Sewerage Project			On-going	Expenditure details included under "At multiple islands"		
N.Lhohi								3,126,667	3,407,153	3,821,369
	1215	Ministry of Youth, Sports & Community Empowerment	P-SOC101-001	Devel. Of Childrens Park - N.Lhohi	Domestic	P-GOM	New	200,000	-	-
								200,000	-	-
	1215	Ministry of Youth, Sports & Community Empowerment	P-SPT261-001	Estab. Of Surf Track - N. Lhohi	Domestic	P-GOM	On-going	113,436	226,872	-
								113,436	226,872	-
	1215	Ministry of Youth, Sports & Community Empowerment	P-SPT357-001	Estab. Of Football Ground - N.Lhohi	Domestic	P-GOM	On-going	258,990	517,979	-
								258,990	517,979	-
	1224	Ministry of National Planning, Housing and Infrastructure	P-HBR072-001	Upgrading Harbour - N.Lhohi	Domestic	P-GOM	On-going	1,615,491	1,817,427	3,821,369
								1,615,491	1,817,427	3,821,369
	1224	Ministry of National Planning, Housing and Infrastructure	P-WAS008-001	Water and Sewerage System - N.Lhohi	Trust fund	T-MGF	On-going	938,750	844,875	-
								938,750	844,875	-
	1163	Ministry of Health	P-HLT090-001	Construction Of Portico And Garage For Health Centres			Pre-tendering	Expenditure details included under "At multiple islands"		
	1224	Ministry of National Planning, Housing and Infrastructure	P-HBR114-001	High Speed Ferry Network Access Improvement Platform			Awarded	Expenditure details included under "At multiple islands"		
N.Foldhoo								14,596,015	16,108,451	16,794,780
	1062	Ministry of Education	P-SCH108-001	School Building (4 Classroom) - N.Foldhoo	Domestic	P-GOM	On-going	1,025,853	923,268	-
								1,025,853	923,268	-
	1163	Ministry of Health	P-HLT111-001	Health Centre Extension - N.Foldhoo	Domestic	P-GOM	Pre-tendering	9,118,814	10,258,666	1,538,800
								9,118,814	10,258,666	1,538,800
	1215	Ministry of Youth, Sports & Community Empowerment	P-SPT371-001	Estab. of Volley Court in N.Foldhoo	Domestic	P-GOM	New	250,000	200,000	350,000
								250,000	200,000	350,000
	1224	Ministry of National Planning, Housing and Infrastructure	P-HTE046-007	Ease of Access to Harbour - N.Foldhoo	Domestic	P-GOM	Pre-tendering	2,187,108	2,460,497	369,074
								2,187,108	2,460,497	369,074
	1224	Ministry of National Planning, Housing and Infrastructure	P-WAS009-001	Water and Sewerage System - N.Foldhoo	Trust fund	T-MGF	On-going	2,014,240	2,266,020	14,536,906
								2,014,240	2,266,020	14,536,906
	1224	Ministry of National Planning, Housing and Infrastructure	P-HBR114-001	High Speed Ferry Network Access Improvement Platform			Awarded	Expenditure details included under "At multiple islands"		
N.Velidhoo								22,989,070	27,942,892	12,771,021
	1058	Ministry of Education	P-SCH107-002	Const. Of 8 Class Room & Multi Purpose Hall - N.Aoli AEC	Domestic	P-GOM	New	1,200,000	1,806,804	271,021
								1,200,000	1,806,804	271,021

Island	BA	Office	Project Code	Project Name	Fund	Fund Details	Status	2023 Approved	2024 Approved	2025 Approved
	1062	Ministry of Education	P-SCH107-001	School Building (4 Classroom) - N.Atoll	Domestic	P-GOM	On-going	540,717	126,645	-
								540,717	126,645	-
	1129	Ministry of Higher Education	P-UNI016-001	Devel of Junior College at N.Velidhoo	Domestic	P-GOM	New	3,750,000	8,750,000	12,500,000
								3,750,000	8,750,000	12,500,000
	1163	Ministry of Health	P-HLT131-001	Hospital New Building - N.Velidhoo	Domestic	P-GOM	Tendering	2,200,000	330,000	-
					Loan	X-KWT		2,200,000	330,000	-
	1215	Ministry of Youth, Sports & Community Empowerment	P-SPT064-001	Devel. Of Football Ground - N.Velidhoo	Domestic	P-GOM	On-going	195,908	391,815	-
								195,908	391,815	-
	1224	Ministry of National Planning, Housing and Infrastructure	P-HBR100-001	Development Of Slipway - N.Velidhoo	Domestic	P-GOM	On-going	752,445	677,201	-
								752,445	677,201	-
	1224	Ministry of National Planning, Housing and Infrastructure	P-ROD038-001	Developing Roads - N.Velidhoo	Domestic	P-GOM	On-going	14,000,000	15,750,000	-
								14,000,000	15,750,000	-
	1229	Ministry of Environment, Climate Change and Technology	P-WST012-001	Estab. Of Waste Management Centre - N.Velidhoo	Domestic	P-GOM	On-going	350,000	110,427	-
					Trust fund	T-MGF		350,000	110,427	-
	1027	Maldives Police Service	P-POL010-001	Establishing Of Police Stations			Awarded	Expenditure details included under "At multiple islands"		
	1224	Ministry of National Planning, Housing and Infrastructure	P-HBR114-001	High Speed Ferry Network Access Improvement Platform			Awarded	Expenditure details included under "At multiple islands"		
	1229	Ministry of Environment, Climate Change and Technology	P-WST036-001	Estab. Systems For Bio-Treatment Of Org. Waste in Zone 2			Pre-tendering	Expenditure details included under "At multiple islands"		
								9,604,168	6,320,468	107,214
	1062	Ministry of Education	P-SCH055-001	School Building (8 Class & Multi Purp. Hall) - N.Miladthoo	Domestic	P-GOM	Retention	520,496	-	-
								520,496	-	-
	1163	Ministry of Health	P-HLT157-001	Extension of Health Centre - N.Miladthoo	Domestic	P-GOM	On-going	1,790,066	1,611,060	-
								1,790,066	1,611,060	-
	1215	Ministry of Youth, Sports & Community Empowerment	P-SPT090-001	Devel. Of Football Ground - N.Miladthoo	Domestic	P-GOM	On-going	156,173	140,555	-
								156,173	140,555	-
	1224	Ministry of National Planning, Housing and Infrastructure	P-HBR013-001	Upgrading of Harbour - N.Miladthoo	Domestic	P-GOM	Retention	2,047,942	-	-
								2,047,942	-	-
	1224	Ministry of National Planning, Housing and Infrastructure	P-WAT036-001	Estab. Water System - N.Miladthoo	Domestic	P-GOM	On-going	2,895,315	3,257,229	-
								2,895,315	3,257,229	-
	1229	Ministry of Environment, Climate Change and Technology	P-MEE038-001	Estab. Of Waste Yard - Sh.Miladthoo	Domestic	P-GOM	New	794,176	714,759	107,214
					Trust fund	T-MGF		794,176	714,759	107,214
	1276	Local Government Authority	P-LCL023-001	Estab. Of Council Office Building - N.Miladthoo	Domestic	P-GOM	On-going	1,400,000	596,865	-
								1,400,000	596,865	-
	1224	Ministry of National Planning, Housing and Infrastructure	P-HBR114-001	High Speed Ferry Network Access Improvement Platform			Awarded	Expenditure details included under "At multiple islands"		

Island	BA	Office	Project Code	Project Name	Fund	Fund Details	Status	2023 Approved	2024 Approved	2025 Approved
N.Magoodhoo										
1058	Ministry of Education		P-SCH142-001	Const. of 02 Classroom & Staffroom - N.Magoodhoo	Domestic	P-GOM	On-going	479,730	431,757	-
								479,730	431,757	-
1215	Ministry of Youth, Sports & Community Empowerment		P-SPT370-001	Estab. of Volley court in N.Magoodhoo	Domestic	P-GOM	New	250,000	200,000	350,000
								250,000	200,000	350,000
1215	Ministry of Youth, Sports & Community Empowerment		P-SPT382-001	Estab. of Football Ground in N.Magoodhoo	Domestic	P-GOM	New	300,000	3,100,000	3,100,000
								300,000	3,100,000	3,100,000
1224	Ministry of National Planning, Housing and Infrastructure		P-HTE011-064	Developing Harbour - N.Manadhoo	Domestic	P-GOM	On-going	2,687,198	3,023,098	-
								2,687,198	3,023,098	-
1224	Ministry of National Planning, Housing and Infrastructure		P-WAS076-001	Estab. Water & Sewerage System - N.Magoodhoo	Domestic	P-GOM	On-going	1,858,614	2,090,941	-
								1,858,614	2,090,941	-
1229	Ministry of Environment, Climate Change and Technology		P-WST019-001	Upgr. Of Waste Management Centre - N. Magoodhoo	Trust fund	T-MGF	On-going	453,371	140,520	-
								453,371	140,520	-
1224	Ministry of National Planning, Housing and Infrastructure		P-HBR114-001	High Speed Ferry Network Access Improvement Platform			Awarded	Expenditure details included under "At multiple islands"		
1229	Ministry of Environment, Climate Change and Technology		P-WST011-002	Upgr. of Zone 1 Island Waste Management Centres			Pre-tendering	Expenditure details included under "At multiple islands"		
N.Holhudhoo										
								26,601,678	69,383,777	33,799,438
1058	Ministry of Education		P-SCH147-001	Const. of 3 Storey Building - N.Holhudhoo	Domestic	P-GOM	Pre-tendering	2,132,133	2,398,650	359,798
								2,132,133	2,398,650	359,798
1058	Ministry of Education		P-SCH191-001	Const. of 04 Storey New Building at N.Holhudhoo Meyna School	Domestic	P-GOM	New	5,250,000	21,375,000	3,375,000
								5,250,000	21,375,000	3,375,000
1163	Ministry of Health		P-HLT083-001	Health Centre New Building - N.Holhudhoo	Domestic	P-GOM	On-going	893,220	803,898	-
								893,220	803,898	-
1215	Ministry of Youth, Sports & Community Empowerment		P-SOC103-001	Estab. of Indoor Sports Complex in N.Holhudhoo	Domestic	P-GOM	New	300,000	800,000	1,400,000
								300,000	800,000	1,400,000
1215	Ministry of Youth, Sports & Community Empowerment		P-SPT086-002	Estab. Lighting at Football Ground - N.Holhudhoo	Domestic	P-GOM	On-going	437,500	1,000,000	-
								437,500	1,000,000	-
1215	Ministry of Youth, Sports & Community Empowerment		P-SPT368-001	Estab. of Indoor Badminton court in N.Holhudhoo	Domestic	P-GOM	New	200,000	500,000	800,000
								200,000	500,000	800,000
1224	Ministry of National Planning, Housing and Infrastructure		P-CPT077-001	Coastal Protection - N.Holhudhoo	Domestic	P-GOM	Pre-tendering	6,451,200	7,257,600	1,088,640
								6,451,200	7,257,600	1,088,640
1224	Ministry of National Planning, Housing and Infrastructure		P-HBR152-001	Devel. Harbour - N.Holhudhoo (Holhu-Meedhoo)	Domestic	P-GOM	New	2,000,000	20,000,000	18,000,000
								2,000,000	20,000,000	18,000,000

Island	BA	Office	Project Code	Project Name	Fund	Fund Details	Status	2023 Approved	2024 Approved	2025 Approved
	1224	Ministry of National Planning, Housing and Infrastructure	P-HOU039-001	Const. Of 30 Housing units - N.Holhudhoo	Domestic	P-GOM	Pre-tendering	5,551,200	11,565,000	4,626,000
								5,551,200	11,565,000	4,626,000
	1224	Ministry of National Planning, Housing and Infrastructure	P-RD0037-001	Developing Roads - N. Holhudhoo	Domestic	P-GOM	Pre-tendering	2,825,984	3,179,232	4,150,000
								2,825,984	3,179,232	4,150,000
	1224	Ministry of National Planning, Housing and Infrastructure	P-WAT010-001	Water Supply System - N.Holhudhoo	Trust fund	T-MGF	On-going	560,441	504,397	-
								560,441	504,397	-
	1027	Maldives Police Service	P-POL010-001	Establishing Of Police Stations			Awarded	Expenditure details included under "At multiple islands"	Expenditure details included under "At multiple islands"	Expenditure details included under "At multiple islands"
	1224	Ministry of National Planning, Housing and Infrastructure	P-HBR114-001	High Speed Ferry Network Access Improvement Platform			Awarded	Expenditure details included under "At multiple islands"	Expenditure details included under "At multiple islands"	Expenditure details included under "At multiple islands"
	1224	Ministry of National Planning, Housing and Infrastructure	P-SAN028-001	Prov.WaterSupply,Sani.&WasteMgmt-OFID-P2			On-going	Expenditure details included under "At multiple islands"	Expenditure details included under "At multiple islands"	Expenditure details included under "At multiple islands"
	1229	Ministry of Environment, Climate Change and Technology	P-MEE001-114	Maldives Clean Environment Project			On-going	Expenditure details included under "At multiple islands"	Expenditure details included under "At multiple islands"	Expenditure details included under "At multiple islands"
	1229	Ministry of Environment, Climate Change and Technology	P-WST036-001	Estab. Systems For Bio-Treatment Of Org. Waste in Zone 2			Pre-tendering	Expenditure details included under "At multiple islands"	Expenditure details included under "At multiple islands"	Expenditure details included under "At multiple islands"
								45,933,331	32,810,353	23,836,021
	1082	Ministry of Education	P-SCH013-001	Multi Purpose Hall - R. Alifushi	Domestic	P-GOM	On-going	333,551	166,776	-
								333,551	166,776	-
	1129	Ministry of Higher Education	P-UNI012-001	Estab. Of State of Art TIVET Institution - R.Alifushi	Domestic	P-GOM	On-going	4,096,670	4,608,753	-
								4,096,670	4,608,753	-
	1163	Ministry of Health	P-HLT132-001	Hospital New Building - R.Alifushi	Loan	X-INEX	Awarded	24,415,000	4,394,700	659,205
								24,415,000	4,394,700	659,205
	1215	Ministry of Youth, Sports & Community Empowerment	P-SPT265-001	Devel. Of Sports Complex - R. Alifushi	Domestic	P-GOM	Tendering	210,000	189,000	28,350
								210,000	189,000	28,350
	1224	Ministry of National Planning, Housing and Infrastructure	P-HBR161-001	Harbour upgrading - R. Alifushi	Domestic	P-GOM	New	400,000	4,000,000	3,600,000
								400,000	4,000,000	3,600,000
	1224	Ministry of National Planning, Housing and Infrastructure	P-REC018-002	R.Alifushi Land Reclamation	Domestic	P-GOM	On-going	14,225,889	16,004,125	13,548,466
								14,225,889	16,004,125	13,548,466
	1224	Ministry of National Planning, Housing and Infrastructure	P-RD0016-001	Road Construction - R. Alifushi	Domestic	P-GOM	Pre-tendering	560,000	504,000	5,500,000
								560,000	504,000	5,500,000
	1224	Ministry of National Planning, Housing and Infrastructure	P-WAT012-001	Water Supply System - R. Alifushi	Domestic	P-GOM	On-going	492,221	442,999	-
								492,221	442,999	-
	1240	Ministry of Islamic Affairs	P-MSQ051-001	Const. of Mosque - R. Alifushi	Domestic	P-GOM	New	1,200,000	2,500,000	500,000
								1,200,000	2,500,000	500,000
	1027	Maldives Police Service	P-POL010-001	Establishing Of Police Stations			Awarded	Expenditure details included under "At multiple islands"	Expenditure details included under "At multiple islands"	Expenditure details included under "At multiple islands"
	1224	Ministry of National Planning, Housing and Infrastructure	P-WAT024-001	Micro grid desalination Plant			On-going	Expenditure details included under "At multiple islands"	Expenditure details included under "At multiple islands"	Expenditure details included under "At multiple islands"

Island	BA	Office	Project Code	Project Name	Fund	Fund Details	Status	2023 Approved	2024 Approved	2025 Approved
	1229	Ministry of Environment, Climate Change and Technology	P-MEE062-100	Preparing Outer Island For Sustainable Energy Devel - POISED			On-going	Expenditure details included under "At multiple islands"		
	1229	Ministry of Environment, Climate Change and Technology	P-WST036-001	Estab. Systems For Bio-Treatment Of Org. Waste in Zone 2			Pre-tendering	Expenditure details included under "At multiple islands"		
R.Vaadho								6,619,628	6,790,524	1,933,016
	1062	Ministry of Education	P-SCH102-001	School 2 Storey Building - R.Vaadho			On-going	239,713	479,426	-
				Domestic	P-GOM			239,713	479,426	-
	1163	Ministry of Health	P-HLT040-001	Upgr. Health Centre (Store, Garage & Laundry) - R.Vaadho			Retention	158,762	-	-
				Domestic	P-GOM			158,762	-	-
	1215	Ministry of Youth, Sports & Community Empowerment	P-SPT226-001	Estab. Of Football Ground - R.Vaadho			On-going	244,073	219,666	-
				Domestic	P-GOM			244,073	219,666	-
	1215	Ministry of Youth, Sports & Community Empowerment	P-SPT307-001	Devel. Of Outdoor Gym - R.Vaadho			Awarded	10,000	-	-
				Domestic	P-GOM			10,000	-	-
	1224	Ministry of National Planning, Housing and Infrastructure	P-CPT033-001	Coastal Protection - R.Vaadho			Pre-tendering	958,138	862,324	129,349
				Trust fund	T-MGF			958,138	862,324	129,349
	1224	Ministry of National Planning, Housing and Infrastructure	P-HBR169-001	Upgrading Harbour - R.Vaadho			New	3,697,911	4,160,150	1,803,667
				Domestic	P-GOM			3,697,911	4,160,150	1,803,667
	1224	Ministry of National Planning, Housing and Infrastructure	P-WAS014-001	Water and Sewerage System - R.Vaadho			On-going	1,061,031	954,928	-
				Trust fund	T-MGF			1,061,031	954,928	-
	1240	Ministry of Islamic Affairs	P-MSQ006-001	Construction of Mosque - R.Vaadho			On-going	250,000	114,030	-
				Domestic	P-GOM			250,000	114,030	-
	1229	Ministry of Environment, Climate Change and Technology	P-MEE062-100	Preparing Outer Island For Sustainable Energy Devel - POISED			On-going	Expenditure details included under "At multiple islands"		
R.Rasgetheemu								2,866,712	2,770,921	714,764
	1058	Ministry of Education	P-SCH149-001	Const. of 8 Classroom - R.Rasgetheemu			Pre-tendering	1,142,214	1,027,993	154,199
				Domestic	P-GOM			1,142,214	1,027,993	154,199
	1215	Ministry of Youth, Sports & Community Empowerment	P-SPT372-001	Estab. of Football Ground in R.Rasgetheemu			New	300,000	350,000	450,000
				Domestic	P-GOM			300,000	350,000	450,000
	1224	Ministry of National Planning, Housing and Infrastructure	P-SOC039-001	Estab. Of Cultural Centre - R.Rasgetheemu			Pre-tendering	100,800	201,600	30,240
				Domestic	P-GOM			100,800	201,600	30,240
	1224	Ministry of National Planning, Housing and Infrastructure	P-WAS015-001	Water and Sewerage System -R.Rasgetheemu			On-going	728,698	655,828	-
				Trust fund	T-MGF			728,698	655,828	-
	1276	Local Government Authority	P-LCI016-001	Construction Of Council Office - R.Rasgetheemu			Pre-tendering	595,000	535,500	80,325
				Domestic	P-GOM			595,000	535,500	80,325
	1163	Ministry of Health	P-HLT090-001	Construction Of Portico And Garage For Health Centres			Pre-tendering	Expenditure details included under "At multiple islands"		
	1229	Ministry of Environment, Climate Change and Technology	P-MEE062-100	Preparing Outer Island For Sustainable Energy Devel - POISED			On-going	Expenditure details included under "At multiple islands"		

Island	BA	Office	Project Code	Project Name	Fund	Fund Details	Status	2023 Approved	2024 Approved	2025 Approved
R.Angolhiheemu										
R.Angolhiheemu	1163	Ministry of Health	P-HLT085-001	Estab. Of Lab in Health Centre - R.Angolhiheemu	Domestic	P-GOM	On-going	4,739,176	4,894,830	3,195,340
								123,200	110,880	-
								123,200	110,880	-
	1215	Ministry of Youth, Sports & Community Empowerment	P-SOC017-001	Devel. Of Youth Centre - R.Angolhiheemu	Domestic	P-GOM	Tendering	280,000	560,000	84,000
								280,000	560,000	84,000
	1215	Ministry of Youth, Sports & Community Empowerment	P-SPT140-001	Estab. of Football Ground in R.Angolhiheemu	Domestic	P-GOM	New	300,000	3,100,000	3,100,000
								300,000	3,100,000	3,100,000
	1215	Ministry of Youth, Sports & Community Empowerment	P-SPT306-001	Devel. Of Outdoor Gym - R.Angolhiheemu	Domestic	P-GOM	On-going	10,000	-	-
								10,000	-	-
	1224	Ministry of National Planning, Housing and Infrastructure	P-HBR038-001	Upgrading of Harbour - R.Angolhiheemu	Domestic	P-GOM	Retention	1,843,615	-	-
R.Ungoofaaruu								1,843,615	-	-
	1224	Ministry of National Planning, Housing and Infrastructure	P-HBR128-001	Upgrading of Jetty - R.Angolhiheemu	Domestic	P-GOM	Pre-tendering	350,000	75,600	11,340
								350,000	75,600	11,340
	1224	Ministry of National Planning, Housing and Infrastructure	P-WAS013-001	Water and Sewerage System -Angolhiheemu	Domestic	P-GOM	On-going	1,164,834	1,048,350	-
								1,164,834	1,048,350	-
	1264	Department of Judicial Administration	P-CRT007-001	Construction Of Magistrate Court - R.Angolhiheemu	Domestic	P-GOM	Retention	667,527	-	-
								667,527	-	-
	1229	Ministry of Environment, Climate Change and Technology	P-MEE062-100	Preparing Outer Island For Sustainable Energy Devel - POISED			On-going	Expenditure details included under "A multiple islands"		
								31,846,218	31,422,428	3,208,842
	1062	Ministry of Education	P-SCH014-001	Multi Purpose Hall - R. Ungoofaaruu	Domestic	P-GOM	On-going	490,746	736,119	-
R.Ungoofaaruu								490,746	736,119	-
	1062	Ministry of Education	P-SCH014-002	School 8 Classroom Building - R.Ungoofaaruu	Domestic	P-GOM	Awarded	2,596,895	2,921,507	438,226
								2,596,895	2,921,507	438,226
	1168	Ungoofaaruu Regional Hospital	P-HLT077-002	Dev. of New Tertiary Hospital - R.Ungoofaaruu	Domestic	P-GOM	Ongoing	11,262,694	8,790,781	-
								11,262,694	8,790,781	-
	1168	Ungoofaaruu Regional Hospital	P-HLT115-001	Estab. Mental Service Unit - R. Ungoofaaruu	Domestic	P-GOM	Pre-tendering	280,000	252,000	37,800
								280,000	252,000	37,800
	1215	Ministry of Youth, Sports & Community Empowerment	P-SPT355-001	Estab. Of Football Ground - R.Ungoofaaruu	Domestic	P-GOM	On-going	660,974	594,876	-
								660,974	594,876	-
	1224	Ministry of National Planning, Housing and Infrastructure	P-CPT058-001	Coastal Protection - R.Ungoofaaruu	Trust fund	T-MGF	Awarded	1,792,927	2,017,042	302,556
R.Ungoofaaruu								1,792,927	2,017,042	302,556
	1224	Ministry of National Planning, Housing and Infrastructure	P-HBR074-001	Upgrading Entrance Channel - R.Ungoofaaruu	Domestic	P-GOM	Awarded	749,479	674,531	101,180
								749,479	674,531	101,180

Island	BA	Office	Project Code	Project Name	Fund	Fund Details	Status	2023 Approved	2024 Approved	2025 Approved
	1224	Ministry of National Planning, Housing and Infrastructure	P-HTE084-001	Developing Roads - R.Ungoofaaru	Domestic	P-GOM	On-going	950,932	855,839	-
								950,932	855,839	-
	1224	Ministry of National Planning, Housing and Infrastructure	P-LND009-001	Land Reclamation - R.Ungoofaaru	Domestic	P-GOM	Awarded	12,552,531	14,121,597	2,260,360
								12,552,531	14,121,597	2,260,360
	1510	Ministry Of Gender, Family and Social Services	P-SCO049-001	Estab. Amaan Hiya - R.Ungoofaaru	Domestic	P-GOM	Pre-tendering	509,040	458,136	66,720
								509,040	458,136	66,720
	1229	Ministry of Environment, Climate Change and Technology	P-WST036-001	Estab. Systems For Bio-Treatment Of Org. Waste in Zone 2			Pre-tendering	Expenditure details included under "At multiple islands"		
R.Maakurathu								10,557,270	11,375,457	891,660
	1062	Ministry of Education	P-SCH099-001	School 2 Storey Building - R.Maakurathu	Domestic	P-GOM	Awarded	1,717,833	1,932,562	289,884
								1,717,833	1,932,562	289,884
	1163	Ministry of Health	P-HLT084-001	Extension of Health Centre - R.Maakurathu	Domestic	P-GOM	On-going	616,875	555,188	-
								616,875	555,188	-
	1215	Ministry of Youth, Sports & Community Empowerment	P-SPT003-001	Dev. of Football Ground - R.Maakurathu	Domestic	P-GOM	Retention	144,869	-	-
								144,869	-	-
	1215	Ministry of Youth, Sports & Community Empowerment	P-SPT364-001	Repairing Futsal Ground Fence - R.Maakurathu	Domestic	P-GOM	Pre-tendering	425,600	383,040	57,456
								425,600	383,040	57,456
	1224	Ministry of National Planning, Housing and Infrastructure	P-CPT079-001	Coastal Protection - R.Maakurathu	Domestic	P-GOM	Pre-tendering	3,225,600	3,628,800	544,320
								3,225,600	3,628,800	544,320
	1224	Ministry of National Planning, Housing and Infrastructure	P-HBR075-001	Extension of Harbour - R.Maakurath	Domestic	P-GOM	On-going	2,269,505	2,553,194	-
								2,269,505	2,553,194	-
	1224	Ministry of National Planning, Housing and Infrastructure	P-SAN014-001	Estab. Sewerage System - R.Maakurathu	Trust fund	T-MGF	On-going	461,948	415,753	-
								461,948	415,753	-
	1224	Ministry of National Planning, Housing and Infrastructure	P-WAT039-001	Estab. Water System - R.Maakurath	Domestic	P-GOM	On-going	1,695,040	1,906,920	-
								1,695,040	1,906,920	-
	1229	Ministry of Environment, Climate Change and Technology	P-MEE062-100	Preparing Outer Island For Sustainable Energy Devel - POISED			On-going	Expenditure details included under "At multiple islands"		
R.Hulhudhuffaar								7,228,509	7,379,447	302,910
	1062	Ministry of Education	P-SCH012-001	Multi Purpose Hall - R. Hulhudhuffaar	Domestic	P-GOM	Retention	211,526	-	-
								211,526	-	-
	1062	Ministry of Education	P-SCH012-002	Upgrading Of Teacher Accommodation Block - R.Hulhudhuffaar	Domestic	P-GOM	Pre-tendering	343,975	309,578	46,437
								343,975	309,578	46,437
	1062	Ministry of Education	P-SCH056-001	School 3 Storey Building (12 Class Room) - R.Hulhudhuffaar	Domestic	P-GOM	On-going	2,245,184	2,525,832	-
								2,245,184	2,525,832	-

Island	BA	Office	Project Code	Project Name	Fund	Fund Details	Status	2023 Approved	2024 Approved	2025 Approved
1163	Ministry of Health		P-HLT038-001	Health Centre Extension - R.Hulhuffaaruu	Domestic	P-GOM	On-going	659,594	593,634	-
								659,594	593,634	-
1215	Ministry of Youth, Sports & Community Empowerment		P-SPT318-001	Estab. Football Ground - R.Hulhuffaaruu	Domestic	P-GOM	Pre-tendering	1,675,800	1,508,220	226,233
								1,675,800	1,508,220	226,233
1224	Ministry of National Planning, Housing and Infrastructure		P-CPT047-001	Coastal Protection - R.Hulhuffaaruu	Trust fund	T-MGF	Pre-tendering	100,800	201,600	30,240
								100,800	201,600	30,240
1224	Ministry of National Planning, Housing and Infrastructure		P-ROD002-001	Road Construction - R.Hulhuffaaruu	Domestic	P-GOM	On-going	1,991,630	2240,583	-
								1,991,630	2,240,583	-
1229	Ministry of Environment, Climate Change and Technology		P-MEE062-100	Preparing Outer Island For Sustainable Energy Devel - POISED			On-going	Expenditure details included under "At multiple islands"		
								13,498,297	11,253,361	2,050,929
R.Dhuvaafaru										
1058	Ministry of Education		P-SCH203-001	Upgrading of R.Atoll School	Domestic	P-GOM	New	400,000	700,000	900,000
								400,000	700,000	900,000
1058	Ministry of Education		P-SCH216-001	Upgra. Of Primary School - R.Dhuvaafaru	Domestic	P-GOM	New	500,000	-	-
								500,000	-	-
1062	Ministry of Education		P-SCH062-001	School 2 Storey Building (4 Class Room) - R.Dhuvaafaru	Domestic	P-GOM	On-going	380,000	119,443	-
								380,000	119,443	-
1168	Ungooaaruu Regional Hospital		P-HLT147-001	Upgrading Health Centre - R.Dhuvaafaru	Domestic	P-GOM	Awarded	4,262,335	4,795,127	719,269
								4,262,335	4,795,127	719,269
1215	Ministry of Youth, Sports & Community Empowerment		P-SOC020-001	Devel. Of Youth Centre (With Indoor Hall) - R.Dhuvaafaru	Domestic	P-GOM	Tendering	2,128,000	2,394,000	359,100
								2,128,000	2,394,000	359,100
1215	Ministry of Youth, Sports & Community Empowerment		P-SPT055-001	Devel. Of Football Ground Stadium - R.Dhuvaafaru	Domestic	P-GOM	On-going	229,591	459,182	-
								229,591	459,182	-
1215	Ministry of Youth, Sports & Community Empowerment		P-SPT444-001	Devel. Of Volley Court - R.Dhuvaafaru	Domestic	P-GOM	New	465,000	400,000	65,000
								465,000	400,000	65,000
1224	Ministry of National Planning, Housing and Infrastructure		P-HBR102-001	Devel. Of Breakwater and Harbour - R.Dhuvaafaru	Domestic	P-GOM	Pre-tendering	350,000	50,400	7,560
								350,000	50,400	7,560
1224	Ministry of National Planning, Housing and Infrastructure		P-HTE129-001	Developing Roads - R.Dhuvaafaru	Domestic	P-GOM	On-going	2,075,742	2,335,209	-
								2,075,742	2,335,209	-
1224	Ministry of National Planning, Housing and Infrastructure		P-REC004-001	Land Reclamation - R.Dhuvaafaru	Domestic	P-GOM	Retention	2,707,629	-	-
								2,707,629	-	-
1027	Maldives Police Service		P-POL010-001	Establishing Of Police Stations			Awarded	Expenditure details included under "At multiple islands"		
1229	Ministry of Environment, Climate Change and Technology		P-MEE062-100	Preparing Outer Island For Sustainable Energy Devel - POISED			On-going	Expenditure details included under "At multiple islands"		

Island	BA	Office	Project Code	Project Name	Fund	Fund Details	Status	2023 Approved	2024 Approved	2025 Approved
R. Rasmadhooh										
1062	Ministry of Education		P-SCH057-001	School 3 Storey Building - R. Rasmadhooh	Domestic	P-GOM	On-going	9,363,066	9,221,401	503,496
								2,391,961	2,690,956	-
1215	Ministry of Youth, Sports & Community Empowerment		P-SPT260-001	Estab. Of Surf Track - R. Rasmadhooh	Domestic	P-GOM	On-going	550,000	1,100,000	-
								550,000	1,100,000	-
1224	Ministry of National Planning, Housing and Infrastructure		P-CPT032-001	Coastal Protection - R. Rasmadhooh	Trust fund	T-MGF	Retention	462,558	-	-
								462,558	-	-
1224	Ministry of National Planning, Housing and Infrastructure		P-CPT032-002	Coastal Protection South Side - R. Rasmadhooh	Trust fund	T-MGF	Pre-tendering	2,983,680	3,356,640	503,496
								2,983,680	3,356,640	503,496
1224	Ministry of National Planning, Housing and Infrastructure		P-HBR016-001	Upgrading of Harbour - R. Rasmadhooh	Domestic	P-GOM	Retention	1,131,485	-	-
								1,131,485	-	-
1224	Ministry of National Planning, Housing and Infrastructure		P-WAT038-001	Estab. Water System - R. Rasmadhooh	Domestic	P-GOM	On-going	1,843,382	2,073,805	-
								1,843,382	2,073,805	-
1229	Ministry of Environment, Climate Change and Technology		P-MEE062-100	Preparing Outer Island For Sustainable Energy Devel - POISED			On-going	Expenditure details included under 'At multiple islands'		
R. Innamaadhooh										
1062	Ministry of Education		P-SCH058-001	School Building (Multi Pulp. Hall) - R. Innamaadhooh	Domestic	P-GOM	On-going	11,082,513	15,123,387	17,076,124
								2,360,962	2,656,083	-
								2,360,962	2,656,083	-
1215	Ministry of Youth, Sports & Community Empowerment		P-SPT445-001	Devel. Of Volley Court - R. Innamaadhooh	Domestic	P-GOM	New	465,000	400,000	65,000
								465,000	400,000	65,000
1224	Ministry of National Planning, Housing and Infrastructure		P-CPT085-001	Coastal Protection - R. Innamaadhooh	Domestic	P-GOM	Pre-tendering	3,367,689	3,788,651	568,298
								3,367,689	3,788,651	568,298
1224	Ministry of National Planning, Housing and Infrastructure		P-HBR154-001	Harbour Updage of R. Innamaadhooh	Domestic	P-GOM	New	400,000	4,000,000	3,600,000
								400,000	4,000,000	3,600,000
1224	Ministry of National Planning, Housing and Infrastructure		P-SAN024-001	Estab. Sewerage System - R. Innamaadhooh	Trust fund	T-MGF	On-going	2,249,738	2,530,955	-
								2,249,738	2,530,955	-
1224	Ministry of National Planning, Housing and Infrastructure		P-WAT013-001	Water Supply System- R. Innamaadhooh	Trust fund	T-MGF	On-going	1,785,753	1,607,178	12,842,826
								1,785,753	1,607,178	12,842,826
1229	Ministry of Environment, Climate Change and Technology		P-WST018-001	Upg. Of Waste Management Centre - R. Innamaadhooh	Trust fund	T-MGF	On-going	453,371	140,520	-
								453,371	140,520	-
1229	Ministry of Environment, Climate Change and Technology		P-MEE062-100	Preparing Outer Island For Sustainable Energy Devel - POISED			On-going	Expenditure details included under 'At multiple islands'		
1229	Ministry of Environment, Climate Change and Technology		P-WST036-001	Estab. Systems For Bio-Treatment Of Org. Waste in Zone 2			Pre-tendering	Expenditure details included under 'At multiple islands'		

Island	BA	Office	Project Code	Project Name	Fund	Fund Details	Status	2023 Approved	2024 Approved	2025 Approved
R.Inguraidhoo										
1062	Ministry of Education		P-SCH059-001	School Building (4 Class, Staff & Hall) - R.Inguraidhoo	Domestic	P-GOM	On-going	15,412,972	21,409,778	3,138,322
								1,589,007	1,787,633	-
1163	Ministry of Health		P-HLT039-001	Health Centre New Building - R.Inguraidhoo	Domestic	P-GOM	Tendering	7,275,165	8,184,561	1,227,684
								7,275,165	8,184,561	1,227,684
1215	Ministry of Youth, Sports & Community Empowerment		P-SPT298-001	Devel. Of Childrens Park - R.Inguraidhoo	Domestic	P-GOM	Awarded	103,695	207,390	31,109
								103,695	207,390	31,109
1215	Ministry of Youth, Sports & Community Empowerment		P-SPT396-001	Estab. of Football Ground in R.Inguraidhoo	Domestic	P-GOM	New	325,000	5,200,000	975,000
								325,000	5,200,000	975,000
1224	Ministry of National Planning, Housing and Infrastructure		P-HBR131-001	Developing Entrance Channel - R.Inguraidhoo	Domestic	P-GOM	Pre-tendering	4,965,933	5,586,674	838,001
								4,965,933	5,586,674	838,001
1224	Ministry of National Planning, Housing and Infrastructure		P-WAS016-001	Water and Sewerage System - R.Inguraidhoo	Trust fund	T-MGF	Retention	661,372	-	-
								661,372	-	-
1264	Department of Judicial Administration		P-CRT009-001	Const. Of Magistrate Court - Multiple Islands	Domestic	P-GOM	Pre-tendering	492,800	443,520	66,528
								492,800	443,520	66,528
1027	Maldives Police Service		P-POL010-001	Establishing Of Police Stations			Awarded	Expenditure details included under "At multiple islands"		
1229	Ministry of Environment, Climate Change and Technology		P-MEE062-100	Preparing Outer Island For Sustainable Energy Devel - POISED			On-going	Expenditure details included under "At multiple islands"		
								8,764,849	9,754,837	15,984,593
R.Fainu										
1062	Ministry of Education		P-SCH061-001	School 3 Storey Building - R.Fainu	Domestic	P-GOM	On-going	3,413,265	3,839,923	-
								3,413,265	3,839,923	-
1215	Ministry of Youth, Sports & Community Empowerment		P-SOC095-001	Devel. Of Youth Centre - R.Fainu	Domestic	P-GOM	New	660,000	990,000	148,500
								660,000	990,000	148,500
1224	Ministry of National Planning, Housing and Infrastructure		P-CPT065-001	Coastal Protection - R.Fainu	Trust fund	T-MGF	Retention	313,882	-	-
								313,882	-	-
1224	Ministry of National Planning, Housing and Infrastructure		P-WAS017-001	Water and Sewerage System - R.Fainu	Domestic	P-GOM	On-going	4,377,702	4,924,914	15,836,093
								4,377,702	4,924,914	15,836,093
1229	Ministry of Environment, Climate Change and Technology		P-MEE062-100	Preparing Outer Island For Sustainable Energy Devel - POISED			On-going	Expenditure details included under "At multiple islands"		
								9,764,729	9,594,747	798,336
R.Kinolhas										
1215	Ministry of Youth, Sports & Community Empowerment		P-SOC081-001	Devel. of Children park in R.Kinolhas	Domestic	P-GOM	New	40,000	35,000	-
								40,000	35,000	-
1224	Ministry of National Planning, Housing and Infrastructure		P-CPT059-001	Coastal Protection - R.Kinolhas	Domestic	P-GOM	Pre-tendering	4,730,880	5,322,240	798,336
								4,730,880	5,322,240	798,336

Island	BA	Office	Project Code	Project Name	Fund	Fund Details	Status	2023 Approved	2024 Approved	2025 Approved
	1224	Ministry of National Planning, Housing and Infrastructure	P-HTE011-122	Upgrading Harbour - R.Kinolhas	Domestic	P-GOM	On-going	3,766,673	4,237,507	-
								3,766,673	4,237,507	-
	1224	Ministry of National Planning, Housing and Infrastructure	P-WAS018-001	Water and Sewerage System - R.Kinolhas	Domestic	P-GOM	Retention	1,227,176	-	-
								1,227,176	-	-
	1163	Ministry of Health	P-HLT09D-001	Construction Of Portico And Garage For Health Centres	Domestic	P-GOM	Pre-tendering	Expenditure details included under "At multiple islands"	-	-
R. Maduvvari	1229	Ministry of Environment, Climate Change and Technology	P-MEE062-100	Preparing Outer Island For Sustainable Energy Devel - POISED			On-going	Expenditure details included under "At multiple islands"	-	-
								4,985,540	8,010,986	4,200,057
	1168	Ungoofaaru Regional Hospital	P-HLT198-001	Estab. of Health centre in R.Maduvvari	Domestic	P-GOM	New	2,040,000	5,360,000	4,000,000
								2,040,000	5,360,000	4,000,000
	1215	Ministry of Youth, Sports & Community Empowerment	P-SOC019-001	Devel. Of Youth Centre - R.Maduvvari	Domestic	P-GOM	Tendering	598,500	538,650	80,798
	1215	Ministry of Youth, Sports & Community Empowerment	P-SPT359-001	Estab. Of Football Ground - R.Maduvvari	Domestic	P-GOM	Pre-tendering	166,600	149,940	22,491
								166,600	149,940	22,491
	1224	Ministry of National Planning, Housing and Infrastructure	P-OPT054-001	Coastal Protection - R.Maduvvari	Trust fund	T-MGF	Pre-tendering	560,000	504,000	75,600
								560,000	504,000	75,600
	1224	Ministry of National Planning, Housing and Infrastructure	P-HBR015-001	Harbour Construction - R.Maduvvari	Domestic	P-GOM	On-going	1,463,640	1,317,276	-
	1276	Local Government Authority	P-LCL025-001	Construction Of Council Office - R.Maduvvari	Domestic	P-GOM	Pre-tendering	156,800	141,120	21,168
								156,800	141,120	21,168
	1027	Maldives Police Service	P-POL010-001	Establishing Of Police Stations			Awarded	Expenditure details included under "At multiple islands"	-	-
	1229	Ministry of Environment, Climate Change and Technology	P-MEE001-110	Estab. Water System (4 Islands) & Water Storage (25 Islands)			Retention	Expenditure details included under "At multiple islands"	-	-
	1229	Ministry of Environment, Climate Change and Technology	P-MEE062-100	Preparing Outer Island For Sustainable Energy Devel - POISED			On-going	Expenditure details included under "At multiple islands"	-	-
R. Meedhoo	1229	Ministry of Environment, Climate Change and Technology	P-WST036-001	Estab. Systems For Bio-Treatment Of Org. Waste in Zone 2			Pre-tendering	Expenditure details included under "At multiple islands"	-	-
								7,833,887	14,157,167	5,430,503
	1062	Ministry of Education	P-SCH060-001	School 2 Storey Building - R.Aolli	Domestic	P-GOM	On-going	1,494,297	1,344,867	-
								1,494,297	1,344,867	-
	1163	Ministry of Health	P-HLT086-001	Upgrading Health Centre - R.Meedhoo	Domestic	P-GOM	Pre-tendering	4,269,646	4,803,351	720,503
	1215	Ministry of Youth, Sports & Community Empowerment	P-SPT004-001	Dev. of Football Ground - R.Meedhoo	Domestic	P-GOM	On-going	309,944	278,949	-
								309,944	278,949	-
	1224	Ministry of National Planning, Housing and Infrastructure	P-DRG018-001	Design and devel. of Flood mitigation facility in R.Meedhoo	Trust fund	T-MGF	New	1,260,000	2,730,000	210,000
								1,260,000	2,730,000	210,000

Island	BA	Office	Project Code	Project Name	Fund	Fund Details	Status	2023	2024		2025	
								Approved	Approved	Approved	Approved	
R. Vandhoo	1224	Ministry of National Planning, Housing and Infrastructure	P-HBR166-001	Developing Harbour- R. Meedhoo	Domestic	P-GOM	New	500,000	5,000,000	4,500,000		
								500,000	5,000,000	4,500,000		
	1027	Maldives Police Service	P-POL010-001	Establishing Of Police Stations			Awarded	Expendure details included under "At multiple islands"				
	1229	Ministry of Environment, Climate Change and Technology	P-MEE062-100	Preparing Outer Island For Sustainable Energy Devel - POISED			On-going	Expendure details included under "At multiple islands"				
								19,276,104	37,436,171	29,231,571		
	1229	Ministry of Environment, Climate Change and Technology	P-MEE001-111	Small Scale Waste to Energy Project			On-going	9,523,476	264,600	-		
				Trust fund	T-MGF			294,000	264,600			
				Loan	D-ABU			9,229,476	-			
	1229	Ministry of Environment, Climate Change and Technology	P-WST039-001	Upscaling of Equipment and Infrastructure at R. Vandhoo RWMF			New	7,692,628	19,231,571	19,231,571		
				Trust fund	T-MGF			7,692,628	19,231,571	19,231,571		
	1229	Ministry of Environment, Climate Change and Technology	P-WST047-001	Surveying, Setting out, Clearance, Road Const. of Vandhoo			New	2,060,000	17,940,000	10,000,000		
				Trust fund	T-MGF			2,060,000	17,940,000	10,000,000		
B. Thulhaadhoo								29,540,985	49,506,378	19,162,551		
	1062	Ministry of Education	P-SCH128-001	School Multi Purpose Hall - B. Thulhaadhoo			Awarded	890,968	801,872	120,281		
				Domestic	P-GOM			890,968	801,872	120,281		
	1163	Ministry of Health	P-MOH007-098	Health Centre Extension - B. Thulhaadhoo			Pre-tendering	2,500,000	1,056,737	158,511		
				Domestic	P-GOM			2,500,000	1,056,737	158,511		
	1215	Ministry of Youth, Sports & Community Empowerment	P-SPT091-001	Devel. Of Football Ground - B. Thulhaadhoo			Awarded	229,901	206,911	31,037		
				Domestic	P-GOM			229,901	206,911	31,037		
	1215	Ministry of Youth, Sports & Community Empowerment	P-SPT374-001	Estab. Of Handball Court in B. Thulhaadhoo			New	200,000	400,000	800,000		
				Domestic	P-GOM			200,000	400,000	800,000		
	1224	Ministry of National Planning, Housing and Infrastructure	P-AIR006-001	Estab. airports at Multiple Islands			New	-	-	-		
				Domestic	P-GOM			-	-	-		
	1224	Ministry of National Planning, Housing and Infrastructure	P-CPT035-001	Coastal Protection - B. Thulhaadhoo			Retention	506,889	-	-		
				Trust fund	T-MGF			506,889	-	-		
	1224	Ministry of National Planning, Housing and Infrastructure	P-DRG019-001	Devel. of Flood Mitigation System in Baa Atoll Thulhaadhoo			New	1,260,000	2,730,000	210,000		
				Trust fund	T-MGF			1,260,000	2,730,000	210,000		
	1224	Ministry of National Planning, Housing and Infrastructure	P-HBR117-001	Upgrading Entrance Channel - B. Thulhaadhoo			Tendering	4,995,856	5,620,338	2,401,644		
				Domestic	P-GOM			4,995,856	5,620,338	2,401,644		
	1224	Ministry of National Planning, Housing and Infrastructure	P-HOU001-002	Const.of 100 Housing units-B.Thulhaadhoo			On-going	18,504,000	38,550,000	15,420,000		
				Domestic	P-GOM			18,504,000	38,550,000	15,420,000		
	1229	Ministry of Environment, Climate Change and Technology	P-WST016-002	Upg. Of Waste Management Centre - B. Thulhaadhoo			Pre-tendering	453,371	140,520	21,078		
				Trust fund	T-MGF			453,371	140,520	21,078		

Island	BA	Office	Project Code	Project Name	Fund	Fund Details	Status	2023 Approved	2024 Approved	2025 Approved
B.Fulhadhoo	1027	Maldives Police Service	P-FD01010-001	Establishing Of Police Stations			Awarded			
	1229	Ministry of Environment, Climate Change and Technology	P-MED062-100	Preparing Outer Island For Sustainable Energy Devel - POISED			On-going	Expenditure details included under "At multiple islands"		
	1229	Ministry of Environment, Climate Change and Technology	P-WST036-001	Estab. Systems For Bio-Treatment Of Org. Waste in Zone 2			Pre-tendering	Expenditure details included under "At multiple islands"		
								9,338,460	9,110,896	1,491,634
	1058	Ministry of Education	P-SCH139-001	Const. of 01 Classroom - B. Fulhadhoo	Domestic	P-GOM	Tendering	132,322	119,090	17,863
B.Fehendhoo	1062	Ministry of Education	P-SCH106-001	School Building (Office) - B. Fulhadhoo	Domestic	P-GOM	Tendering	132,322	119,090	17,863
								1,232,972	1,109,674	166,451
	1224	Ministry of National Planning, Housing and Infrastructure	P-HTE046-013	Developing Harbour - B. Fulhadhoo	Domestic	P-GOM	Retention	1,232,972	1,109,674	166,451
								1,840,872	-	-
	1224	Ministry of National Planning, Housing and Infrastructure	P-WAS083-001	Estab. Water & Sewerage System - B. Fulhadhoo	Domestic	P-GOM	Awarded	1,840,872	-	-
B.Goidhoo	1240	Ministry of Islamic Affairs	P-MSQ050-001	Const. of Mosque - B. Fulhadhoo	Domestic	P-GOM	New	4,191,414	4,715,340	707,301
								4,191,414	4,715,340	707,301
								1,200,000	2,500,000	500,000
	1276	Local Government Authority	P-LCL017-001	Construction Of Council Office - B. Fulhadhoo	Domestic	P-GOM	Tendering	1,200,000	2,500,000	500,000
								740,880	666,792	100,019
B.Fehendhoo	1163	Ministry of Health	P-HLT090-001	Construction Of Portico And Garage For Health Centres	Domestic	P-GOM	Pre-tendering	740,880	666,792	100,019
	1229	Ministry of Environment, Climate Change and Technology	P-MED062-100	Preparing Outer Island For Sustainable Energy Devel - POISED			On-going	Expenditure details included under "At multiple islands"		
								8,465,139	7,131,138	1,209,967
	1224	Ministry of National Planning, Housing and Infrastructure	P-HTE046-014	Developing Harbour - B. Fehendhoo	Domestic	P-GOM	Retention	1,808,269	-	-
								1,808,269	-	-
B.Goidhoo	1224	Ministry of National Planning, Housing and Infrastructure	P-WAS084-001	Estab. Water & Sewerage System - B. Fehendhoo	Domestic	P-GOM	Awarded	5,066,470	5,699,778	854,967
								5,066,470	5,699,778	854,967
	1240	Ministry of Islamic Affairs	P-MSQ039-001	Const. of Mosque - B. Fehendhoo	Domestic	P-GOM	Pre-tendering	1,590,400	1,431,360	355,000
								1,590,400	1,431,360	355,000
	1229	Ministry of Environment, Climate Change and Technology	P-MED062-100	Preparing Outer Island For Sustainable Energy Devel - POISED			On-going	Expenditure details included under "At multiple islands"		
B.Goidhoo								3,516,968	3,968,324	321,820
	1058	Ministry of Education	P-SCH181-001	Const. of Staffroom - B. Goidhoo	Domestic	P-GOM	Pre-tendering	532,000	478,800	71,820
								532,000	478,800	71,820
	1058	Ministry of Education	P-SCH181-002	Const. of Multipurpose Hall at B. Goidhoo	Domestic	P-GOM	New	1,875,000	2,875,000	250,000
								1,875,000	2,875,000	250,000

Island	BA	Office	Project Code	Project Name	Fund	Fund Details	Status	2023 Approved	2024 Approved	2025 Approved
	1215	Ministry of Youth, Sports & Community Empowerment	P-SPT230-001	Dev. Of Skiing Park - B. Goldhoo	Domestic	P-GOM	On-going	207,135	186,421	-
								207,135	186,421	-
	1215	Ministry of Youth, Sports & Community Empowerment	P-SPT246-001	Dev. Of Volley Court - B. Goldhoo	Domestic	P-GOM	On-going	214,051	428,103	-
								214,051	428,103	-
	1224	Ministry of National Planning, Housing and Infrastructure	P-WAS068-001	B. Goldhoo Water & Sewerage System	Domestic	P-GOM	Retention	688,782	-	-
								688,782	-	-
	1027	Maldives Police Service	P-POL010-001	Establishing Of Police Stations			Awarded	Expenditure details included under "At multiple islands"		
	1229	Ministry of Environment, Climate Change and Technology	P-MEE062-100	Preparing Outer Island For Sustainable Energy Devel - POISED			On-going	Expenditure details included under "At multiple islands"		
								8,887,452	9,606,222	19,166,694
								3,225,600	3,628,800	544,320
B. Maalhos	1224	Ministry of National Planning, Housing and Infrastructure	P-CPT055-001	Coastal Protection - B. Maalhos	Trust fund	T-MGF	Pre-tendering	3,225,600	3,628,800	544,320
								3,225,600	3,628,800	544,320
	1224	Ministry of National Planning, Housing and Infrastructure	P-HBR115-001	Repairing Harbour - B. Maalhos	Domestic	P-GOM	Pre-tendering	3,918,906	4,408,770	3,510,354
								3,918,906	4,408,770	3,510,354
	1224	Ministry of National Planning, Housing and Infrastructure	P-WAS019-001	Water and Sewerage System - B. Maalhos	Trust fund	T-MGF	On-going	1,742,946	1,568,652	15,112,020
B. Eydhafushi								1,742,946	1,568,652	15,112,020
	1229	Ministry of Environment, Climate Change and Technology	P-MEE062-100	Preparing Outer Island For Sustainable Energy Devel - POISED			On-going	Expenditure details included under "At multiple islands"		
								1,765,219	339,696	642,336
	1163	Ministry of Health	P-MOH007-039	Atoll Hospital Extension - B. Eydhafushi	Domestic	P-GOM	Retention	169,656	-	-
								169,656	-	-
	1215	Ministry of Youth, Sports & Community Empowerment	P-SPT320-001	Esab. Of Futsal Ground - B. Eydhafushi	Domestic	P-GOM	Awarded	313,600	282,240	42,336
								313,600	282,240	42,336
	1224	Ministry of National Planning, Housing and Infrastructure	P-HBR078-001	Developing Harbour - B. Eydhafushi	Domestic	P-GOM	Pre-tendering	350,000	57,456	600,000
								350,000	57,456	600,000
	1224	Ministry of National Planning, Housing and Infrastructure	P-ROD003-001	Road Construction - B. Eydhafushi	Domestic	P-GOM	Retention	931,963	-	-
								931,963	-	-
	1229	Ministry of Environment, Climate Change and Technology	P-MEE001-105	Accelr. Sustainable Pvt. Invmt. in Renewable Energy - ASPIRE			On-going	Expenditure details included under "At multiple islands"		
	1229	Ministry of Environment, Climate Change and Technology	P-MEE062-100	Preparing Outer Island For Sustainable Energy Devel - POISED			On-going	Expenditure details included under "At multiple islands"		
	1229	Ministry of Environment, Climate Change and Technology	P-RNW001-001	AREISE Project			Pre-tendering	Expenditure details included under "At multiple islands"		
								7,295,381	7,621,292	798,336
B. Hithaadhoo								10,000	-	-
	1215	Ministry of Youth, Sports & Community Empowerment	P-SPT293-001	Devel. Of Childrens Park - B. Hithaadhoo	Domestic	P-GOM	Awarded	10,000	-	-
								10,000	-	-

Island	BA	Office	Project Code	Project Name	Fund	Fund Details	Status	2023 Approved	2024 Approved	2025 Approved
	1224	Ministry of National Planning, Housing and Infrastructure	P-CPT071-001	Coastal Protection - B.Hithaadhoo	Domestic	P-GOM	Pre-tendering	4,730,880	5,322,240	798,336
								4,730,880	5,322,240	798,336
	1224	Ministry of National Planning, Housing and Infrastructure	P-HBR076-001	Developing Breakwater & Quay Wall - B.Hithaadhoo	Domestic	P-GOM	On-going	1,798,978	1,619,081	-
								1,798,978	1,619,081	-
	1224	Ministry of National Planning, Housing and Infrastructure	P-WAS020-001	Water and Sewerage System - B.Hithaadhoo	Trust fund	T-MGF	On-going	755,523	679,971	-
	1229	Ministry of Environment, Climate Change and Technology	P-MEED062-100	Preparing Outer Island For Sustainable Energy Devel - POISED			On-going	Expenditure details included under "At multiple islands"	679,971	-
								755,523		
	1229	Ministry of Environment, Climate Change and Technology	P-WST036-001	Estab. Systems For Bio-Treatment Of Org. Waste in Zone 2			Pre-tendering	Expenditure details included under "At multiple islands"		-
								5,950,865	6,527,737	898,948
B.Kudarikilu										
1058	Ministry of Education		P-SCH174-001	Const. of 4 Classroom - B.Kudarikilu	Domestic	P-GOM	Pre-tendering	851,200	766,080	114,912
								851,200	766,080	114,912
1215	Ministry of Youth, Sports & Community Empowerment		P-SPT436-001	Devel. Of Football Ground - B.Kudarikilu	Domestic	P-GOM	New	1,200,000	1,508,220	226,233
								1,200,000	1,508,220	226,233
1224	Ministry of National Planning, Housing and Infrastructure		P-CPT069-001	Coastal Protection - B.Kudarikilu	Trust fund	T-MGF	On-going	594,165	534,749	-
								594,165	534,749	-
1224	Ministry of National Planning, Housing and Infrastructure		P-WAS082-001	Estab. Water & Sewerage System - B.Kudarikilu	Domestic	P-GOM	Awarded	3,305,500	3,718,688	557,803
								3,305,500	3,718,688	557,803
1229	Ministry of Environment, Climate Change and Technology		P-MEED062-100	Preparing Outer Island For Sustainable Energy Devel - POISED			On-going	Expenditure details included under "At multiple islands"		-
								7,599,866	8,518,004	15,732,332
B.Kamadhoo										
1058	Ministry of Education		P-SCH199-001	Const. of 02 Classroom and Office Block at B.Kamadhoo	Domestic	P-GOM	New	875,000	1,200,000	1,425,000
								875,000	1,200,000	1,425,000
1215	Ministry of Youth, Sports & Community Empowerment		P-SPT294-001	Devel. Of Childrens Park - B.Kamadhoo	Domestic	P-GOM	Awarded	10,000	-	-
								10,000	-	-
1215	Ministry of Youth, Sports & Community Empowerment		P-SPT313-001	Estab. Football Ground - B.Kamadhoo	Domestic	P-GOM	Awarded	1,049,866	944,879	141,732
								1,049,866	944,879	141,732
1224	Ministry of National Planning, Housing and Infrastructure		P-HBR077-001	Reconstruction of Harbour - B.Kamadhoo	Domestic	P-GOM	On-going	3,700,663	4,163,246	-
								3,700,663	4,163,246	-
1224	Ministry of National Planning, Housing and Infrastructure		P-WAS023-001	Water and Sewerage System - B.Kamadhoo	Domestic	P-GOM	On-going	1,964,337	2,209,879	14,165,600
								1,964,337	2,209,879	14,165,600
1229	Ministry of Environment, Climate Change and Technology		P-MEED062-100	Preparing Outer Island For Sustainable Energy Devel - POISED			On-going	Expenditure details included under "At multiple islands"		-
1229	Ministry of Environment, Climate Change and Technology		P-WST036-001	Estab. Systems For Bio-Treatment Of Org. Waste in Zone 2			Pre-tendering	Expenditure details included under "At multiple islands"		-

Island	BA	Office	Project Code	Project Name	Fund	Fund Details	Status	2023 Approved	2024 Approved	2025 Approved
B. Kendhoo										
1062	Ministry of Education	P-SCH064-001	School Building (Upgrade & Multi Purp. Hall) - B. Kendhoo	Domestic	P-GOM		On-going	8,409,777	9,226,867	501,330
								762,423	381,212	-
								762,423	381,212	-
								1,111,008	222,202	-
								1,111,008	222,202	-
1163	Ministry of Health	P-HLT106-001	Health Centre Extension - B. Kendhoo	Domestic	P-GOM		On-going	197,516	177,764	-
								197,516	177,764	-
1215	Ministry of Youth, Sports & Community Empowerment	P-SPT214-001	Devel. Of Turf ground and handball court - B. Kendhoo	Domestic	P-GOM		On-going	140,000	126,000	-
								140,000	126,000	-
1215	Ministry of Youth, Sports & Community Empowerment	P-SPT247-001	Dev. Of Volley Court - B. Kendhoo	Domestic	P-GOM		New	400,000	1,500,000	100,000
								400,000	1,500,000	100,000
1224	Ministry of National Planning, Housing and Infrastructure	P-CPT034-001	Coastal Protection - B. Kendhoo	Trust fund	T-MGF		On-going	3,683,693	4,144,155	-
								3,683,693	4,144,155	-
1229	Ministry of Environment, Climate Change and Technology	P-WST017-001	Upg. Of Waste Management Centre - B. Kendhoo	Trust fund	T-MGF		Tendering	338,291	676,582	101,487
								338,291	676,582	101,487
1240	Ministry of Islamic Affairs	P-MSQ036-001	Construction Of Mosque - B. Kendhoo	Domestic	P-GOM		Pre-tendering	1,776,846	1,998,952	299,843
								1,776,846	1,998,952	299,843
1229	Ministry of Environment, Climate Change and Technology	P-MEE062-100	Preparing Outer Island For Sustainable Energy Devel - POISED				On-going	Expenditure details included under "At multiple islands"		
								Expenditure details included under "At multiple islands"		
B. Kihadho										
1062	Ministry of Education	P-SCH063-001	School Building (4 Class, Staff & Hall) - B. Kihadho	Domestic	P-GOM		On-going	5,666,546	11,691,118	3,753,798
								207,456	1,452,189	-
1215	Ministry of Youth, Sports & Community Empowerment	P-SPT352-001	Dev. Of Volley Court - B. Kihadho	Domestic	P-GOM		Awarded	465,920	419,328	62,899
								465,920	419,328	62,899
1215	Ministry of Youth, Sports & Community Empowerment	P-SPT384-001	Estab. of Football Ground in B. Kihadho	Domestic	P-GOM		New	300,000	3,100,000	3,100,000
								300,000	3,100,000	3,100,000
1224	Ministry of National Planning, Housing and Infrastructure	P-CPT086-001	Coastal Protection in Northern side of B. Kihadho	Domestic	P-GOM		New	1,191,546	2,780,274	-
								1,191,546	2,780,274	-
1224	Ministry of National Planning, Housing and Infrastructure	P-WAS081-001	Estab. Water & Sewerage System - B. Kihadho	Domestic	P-GOM		Awarded	3,501,624	3,939,327	590,899
								3,501,624	3,939,327	590,899
1229	Ministry of Environment, Climate Change and Technology	P-MEE062-100	Preparing Outer Island For Sustainable Energy Devel - POISED				On-going	Expenditure details included under "At multiple islands"		
								Expenditure details included under "At multiple islands"		

Island	BA	Office	Project Code	Project Name	Fund	Fund Details	Status	2023 Approved	2024 Approved	2025 Approved
B.Dhonfenu										
1215	Ministry of Youth, Sports & Community Empowerment	P-SPT409-001	Estab. of Football ground-B.Dhonfenu	Domestic	P-GOM		New	3,096,434	7,885,793	1,377,869
								325,000	5,200,000	975,000
								325,000	5,200,000	975,000
1224	Ministry of National Planning, Housing and Infrastructure	P-CPT046-001	Coastal Protection - B.Dhonfenu	Trust fund	T-MGF		Retention	384,063	-	-
								384,063	-	-
1224	Ministry of National Planning, Housing and Infrastructure	P-WAS085-001	Estab. Water & Sewerage System - B.Dhonfenu	Domestic	P-GOM		Awarded	2,387,371	2,685,793	402,869
								2,387,371	2,685,793	402,869
1229	Ministry of Environment, Climate Change and Technology	P-MEE062-100	Preparing Outer Island For Sustainable Energy Devel - POISED				On-going	Expenditure details included under "At multiple islands"		
								10,410,035	11,933,726	3,821,972
B.Dharavandhoo										
1163	Ministry of Health	P-MOH067-002	Construction of emergency medical service centre	Domestic	P-GOM		Retention	840,328	-	-
								840,328	-	-
1215	Ministry of Youth, Sports & Community Empowerment	P-SPT284-001	Devel. Of Football Ground - B.Dharavandhoo	Domestic	P-GOM		Awarded	226,376	203,738	30,561
								226,376	203,738	30,561
1215	Ministry of Youth, Sports & Community Empowerment	P-SPT292-001	Devel. Of Childrens Park - B.Dharavandhoo	Domestic	P-GOM		Awarded	10,000	-	-
								10,000	-	-
1215	Ministry of Youth, Sports & Community Empowerment	P-SPT353-001	Dev. Of Volley Court - B.Dharavandhoo	Domestic	P-GOM		Awarded	291,200	262,080	39,312
								291,200	262,080	39,312
1224	Ministry of National Planning, Housing and Infrastructure	P-CPT061-001	Coastal Protection - B.Dharavandhoo	Trust fund	T-MGF		On-going	658,839	592,955	-
								658,839	592,955	-
1224	Ministry of National Planning, Housing and Infrastructure	P-HBR123-001	Upgrading Harbour - B.Dharavandhoo	Domestic	P-GOM		Pre-tendering	6,733,292	7,574,953	3,202,099
								6,733,292	7,574,953	3,202,099
1240	Ministry of Islamic Affairs	P-MSQ046-001	Const. of Mosque- B.Dharavandhoo	Domestic	P-GOM		New	1,650,000	3,300,000	550,000
								1,650,000	3,300,000	550,000
1027	Maldives Police Service	P-POL010-001	Establishing Of Police Stations				Awarded	Expenditure details included under "At multiple islands"		
1229	Ministry of Environment, Climate Change and Technology	P-MEE062-100	Preparing Outer Island For Sustainable Energy Devel - POISED				On-going	Expenditure details included under "At multiple islands"		
								58,068,193	86,220,058	16,919,052
Lh.Hinnavaru										
1163	Ministry of Health	P-HLT100-001	Establishing Zone 2 Management Office With Warehouse	Domestic	P-GOM		On-going	144,120	129,708	-
								144,120	129,708	-
1163	Ministry of Health	P-HLT129-001	Hospital New Building - Lh.Hinnavaru	Domestic	P-GOM		Tendering	7,338,354	8,255,648	1,238,347
								7,338,354	8,255,648	1,238,347
1215	Ministry of Youth, Sports & Community Empowerment	P-SOC106-001	Devel. of Outdoor Gym in Lh.Hinnavaru	Domestic	P-GOM		New	60,000	40,000	-
								60,000	40,000	-

Island	BA	Office	Project Code	Project Name	Fund	Fund Details	Status	2023 Approved	2024 Approved	2025 Approved
Lh.Naifaru	1215	Ministry of Youth, Sports & Community Empowerment	P-SPT245-001	Dev. Of Volley Court - Lh. Himavaru	Domestic	P-GOM	On-going	233,511	467,021	-
	1215	Ministry of Youth, Sports & Community Empowerment	P-SPT305-001	Estab. Lighting & Rosturn at Football Ground - Lh. Himavaru	Domestic	P-GOM	On-going	233,511	467,021	-
	1224	Ministry of National Planning, Housing and Infrastructure	P-HBR079-001	Upgrading Harbour - Lh. Himavaru	Domestic	P-GOM	On-going	950,000	1,900,000	-
	1224	Ministry of National Planning, Housing and Infrastructure	P-HBR079-001	Upgrading Harbour - Lh. Himavaru	Domestic	P-GOM	On-going	7,761,600	8,731,800	-
	1224	Ministry of National Planning, Housing and Infrastructure	P-HTE069-012	Const. Of 100 Housing units - Lh. Himavaru	Domestic	P-GOM	Awarded	7,761,600	8,731,800	-
	1224	Ministry of National Planning, Housing and Infrastructure	P-HTE069-012	Const. Of 100 Housing units - Lh. Himavaru	Domestic	P-GOM	Awarded	19,275,000	42,405,000	15,420,000
	1224	Ministry of National Planning, Housing and Infrastructure	P-RD0045-001	Developing Roads - Lh. Himavaru	Domestic	P-GOM	On-going	19,275,000	42,405,000	15,420,000
	1224	Ministry of National Planning, Housing and Infrastructure	P-RD0045-001	Developing Roads - Lh. Himavaru	Domestic	P-GOM	On-going	19,937,937	22,429,167	-
	1229	Ministry of Environment, Climate Change and Technology	P-WST013-001	Estab. Of Waste Management Centre - Lh. Himavaru	Domestic	P-GOM	Tendering	19,937,037	22,429,167	-
	1229	Ministry of Environment, Climate Change and Technology	P-WST013-001	Estab. Of Waste Management Centre - Lh. Himavaru	Trust fund	T-MGF	Tendering	453,371	138,034	20,705
	1276	Local Government Authority	P-LCL029-001	Construction Of New Council Office - Lh. Himavaru	Domestic	P-GOM	Pre-tendering	453,371	138,034	20,705
	1276	Local Government Authority	P-LCL029-001	Construction Of New Council Office - Lh. Himavaru	Domestic	P-GOM	Pre-tendering	1,915,200	1,723,680	240,000
Lh.Naifaru	1027	Maldives Police Service	P-POL010-001	Establishing Of Police Stations	Domestic	P-GOM	Awarded	1,915,200	1,723,680	240,000
	1229	Ministry of Environment, Climate Change and Technology	P-MEE001-105	Accelr. Sustainable Pvt. Invmt. in Renewable Energy - ASPIRE	Domestic	P-GOM	Awarded	Expenditure details included under "At multiple islands"	Expenditure details included under "At multiple islands"	Expenditure details included under "At multiple islands"
	1229	Ministry of Environment, Climate Change and Technology	P-RNW001-001	AREISE Project	Domestic	P-GOM	On-going	Expenditure details included under "At multiple islands"	Expenditure details included under "At multiple islands"	Expenditure details included under "At multiple islands"
	1229	Ministry of Environment, Climate Change and Technology	P-RNW001-001	AREISE Project	Domestic	P-GOM	On-going	Expenditure details included under "At multiple islands"	Expenditure details included under "At multiple islands"	Expenditure details included under "At multiple islands"
	1229	Ministry of Environment, Climate Change and Technology	P-WST036-001	Estab. Systems For Bio-Treatment Of Org. Waste in Zone 2	Domestic	P-GOM	Pre-tendering	Expenditure details included under "At multiple islands"	Expenditure details included under "At multiple islands"	Expenditure details included under "At multiple islands"
	1229	Ministry of Environment, Climate Change and Technology	P-WST036-001	Estab. Systems For Bio-Treatment Of Org. Waste in Zone 2	Domestic	P-GOM	Pre-tendering	14,218,770	44,070,273	19,995,593
	1013	Maldives National Defence Force	P-NSC003-001	Fire Station Vehicle Garage Extension - Naifaru	Domestic	P-GOM	On-going	410,000	820,000	-
	1013	Maldives National Defence Force	P-NSC003-001	Fire Station Vehicle Garage Extension - Naifaru	Domestic	P-GOM	On-going	410,000	820,000	-
	1027	Maldives Police Service	P-POL007-001	Const. of Police Accomodation Building - Lh. Naifaru	Domestic	P-GOM	On-going	600,000	3,000,000	5,400,000
	1027	Maldives Police Service	P-POL007-001	Const. of Police Accomodation Building - Lh. Naifaru	Domestic	P-GOM	On-going	600,000	3,000,000	5,400,000
	1215	Ministry of Youth, Sports & Community Empowerment	P-SOC074-001	Est. of Youth Centre - Lh. Naifaru	Domestic	P-GOM	On-going	650,000	1,300,000	657,350
	1215	Ministry of Youth, Sports & Community Empowerment	P-SOC074-001	Est. of Youth Centre - Lh. Naifaru	Domestic	P-GOM	On-going	650,000	1,300,000	657,350
Lh.Naifaru	1215	Ministry of Youth, Sports & Community Empowerment	P-SPT461-001	Estab. of Football Ground in Lh. Naifaru	Domestic	P-GOM	New	300,000	3,100,000	3,100,000
	1215	Ministry of Youth, Sports & Community Empowerment	P-SPT461-001	Estab. of Football Ground in Lh. Naifaru	Domestic	P-GOM	New	300,000	3,100,000	3,100,000
	1224	Ministry of National Planning, Housing and Infrastructure	P-HBR108-000	Devel. Of Ferry Terminal - Lh. Naifaru	Domestic	P-GOM	On-going	660,000	840,000	2,160,055
	1224	Ministry of National Planning, Housing and Infrastructure	P-HBR108-000	Devel. Of Ferry Terminal - Lh. Naifaru	Domestic	P-GOM	On-going	660,000	840,000	2,160,055
	1224	Ministry of National Planning, Housing and Infrastructure	P-HBR140-001	Upgrading Entrance Channel - Lh. Naifaru	Domestic	P-GOM	New	7,481,250	22,840,563	4,678,188
	1224	Ministry of National Planning, Housing and Infrastructure	P-HBR140-001	Upgrading Entrance Channel - Lh. Naifaru	Domestic	P-GOM	New	7,481,250	22,840,563	4,678,188
	1224	Ministry of National Planning, Housing and Infrastructure	P-HTE069-015	Const. of 100 Housing Units in Lh. Naifaru (Equity Comp)	Domestic	P-GOM	On-going	2,817,520	3,169,710	-
	1224	Ministry of National Planning, Housing and Infrastructure	P-HTE069-015	Const. of 100 Housing Units in Lh. Naifaru (Equity Comp)	Domestic	P-GOM	On-going	2,817,520	3,169,710	-
	1224	Ministry of National Planning, Housing and Infrastructure	P-HTE069-015	Const. of 100 Housing Units in Lh. Naifaru (Equity Comp)	Domestic	P-GOM	On-going	2,817,520	3,169,710	-
	1224	Ministry of National Planning, Housing and Infrastructure	P-HTE069-015	Const. of 100 Housing Units in Lh. Naifaru (Equity Comp)	Domestic	P-GOM	On-going	2,817,520	3,169,710	-
	1224	Ministry of National Planning, Housing and Infrastructure	P-HTE069-015	Const. of 100 Housing Units in Lh. Naifaru (Equity Comp)	Domestic	P-GOM	On-going	2,817,520	3,169,710	-
	1224	Ministry of National Planning, Housing and Infrastructure	P-HTE069-015	Const. of 100 Housing Units in Lh. Naifaru (Equity Comp)	Domestic	P-GOM	On-going	2,817,520	3,169,710	-

Island	BA	Office	Project Code	Project Name	Fund	Fund Details	Status	2023 Approved	2024 Approved	2025 Approved
Lh. Kurendhoo	1224	Ministry of National Planning, Housing and Infrastructure	P-REC031-001	Land Reclamation - Lh. Naifaru	Domestic	P-GOM	New	500,000	7,000,000	2,500,000
								500,000	7,000,000	2,500,000
	1224	Ministry of National Planning, Housing and Infrastructure	P-R00041-001	Developing Roads - Lh. Naifaru	Domestic	P-GOM	Pretendering	800,000	2,000,000	1,500,000
								800,000	2,000,000	1,500,000
	1224	Ministry of National Planning, Housing and Infrastructure	P-OTH001-001	Maldives Urban Dev. & Resilience Project			On-going	Expenditure details included under "At multiple islands"		
	1224	Ministry of National Planning, Housing and Infrastructure	P-SAN0011-001	Sanitation in 5 islands			On-going	Expenditure details included under "At multiple islands"		
	1224	Ministry of National Planning, Housing and Infrastructure	P-SAN028-001	Prev. Water Supply, Sanit. & Waste Mgmt - OFID-P2			On-going	Expenditure details included under "At multiple islands"		
	1229	Ministry of Environment, Climate Change and Technology	P-RNW001-001	AREISE Project			Pretendering	Expenditure details included under "At multiple islands"		
Lh. Kurendhoo	1229	Ministry of Environment, Climate Change and Technology	P-WST036-001	Estab. Systems For Bio-Treatment Of Org. Waste in Zone 2			Pretendering	Expenditure details included under "At multiple islands"		
								26,147,075	37,204,120	10,486,730
	1058	Ministry of Education	P-SCH016-002	Upgra. Of School - Lh. Kurendhoo			New	500,000	-	-
					Domestic	P-GOM		500,000	-	-
	1062	Ministry of Education	P-SCH016-001	Multi Purpose Hall - Lh. Kurendhoo			On-going	1,772,809	1,595,528	-
					Domestic	P-GOM		1,772,809	1,595,528	-
	1163	Ministry of Health	P-HLT184-001	Extension of Lh. Kurendhoo Health Center			New	1,100,000	-	-
					Domestic	P-GOM		1,100,000	-	-
Lh. Kurendhoo	1215	Ministry of Youth, Sports & Community Empowerment	P-SPT021-001	Upg. of Football Ground - Lh. Kurendhoo			Pretendering	1,575,554	1,772,498	265,875
					Domestic	P-GOM		1,575,554	1,772,498	265,875
	1215	Ministry of Youth, Sports & Community Empowerment	P-SPT021-002	Instal. Of Football Ground Lighting System-Lh. Kurendhoo			New	315,000	1,470,000	315,000
					Domestic	P-GOM		315,000	1,470,000	315,000
	1215	Ministry of Youth, Sports & Community Empowerment	P-SPT350-001	Dev. Of Volley Court - Lh. Kurendhoo			On-going	465,920	419,328	-
					Domestic	P-GOM		465,920	419,328	-
	1224	Ministry of National Planning, Housing and Infrastructure	P-CPT023-001	Coastal Protection - Lh. Kurendhoo			On-going	4,528,351	5,094,395	-
					Trust fund	T-MGF		4,528,351	5,094,395	-
Lh. Kurendhoo	1224	Ministry of National Planning, Housing and Infrastructure	P-HBR111-001	Developing Of Breakwater - Lh. Kurendhoo			Pretendering	4,471,473	5,030,407	2,160,055
					Domestic	P-GOM		4,471,473	5,030,407	2,160,055
	1224	Ministry of National Planning, Housing and Infrastructure	P-HOU040-001	Const. Of 50 Housing units - Lh. Kurendhoo			Tendering	9,252,000	19,275,000	7,710,000
					Domestic	P-GOM		9,252,000	19,275,000	7,710,000
	1240	Ministry of Islamic Affairs	P-MIA001-049	Construction Of Mosque - Lh. Kurendhoo			On-going	2,039,968	2,294,964	-
					Domestic	P-GOM		2,039,968	2,294,964	-
	1276	Local Government Authority	P-FIS018-001	Construction of Fish Market - Lh. Kurendhoo			Tendering	126,000	252,000	37,800
					Domestic	P-GOM		126,000	252,000	37,800

Island	BA	Office	Project Code	Project Name	Fund	Fund Details	Status	2023 Approved	2024 Approved	2025 Approved
Lh.Ohuvelfushi	1027	Maldives Police Service	P-POL010-001	Establishing Of Police Stations			Awarded			
	1224	Ministry of National Planning, Housing and Infrastructure	P-WAS069-001	Provision of Water Supply & Sewerage Project			On-going	Expenditure details included under "At multiple islands"		
	1229	Ministry of Environment, Climate Change and Technology	P-WST036-001	Estab. Systems For Bio-Treatment Of Org. Waste in Zone 2			Pre-tendering	Expenditure details included under "At multiple islands"		
								13,172,613	15,869,293	21,125,939
	1062	Ministry of Education	P-SCH122-001	School 10 Classroom & 2 Storey Building - Lh.Ohuvelfushi	Domestic	P-GOM	Pre-tendering	1,338,574	1,204,717	180,708
Lh.Maafaaufushi	1163	Ministry of Health	P-HLT109-001	Health Centre Extension - Lh.Ohuvelfushi			Tendering	1,338,574	1,204,717	180,708
								1,049,858	944,872	141,731
	1215	Ministry of Youth, Sports & Community Empowerment	P-SOC107-001	Devel. of Outdoor Gym in Lh.Ohuvelfushi	Domestic	P-GOM	New	1,049,858	944,872	141,731
								60,000	40,000	-
								60,000	40,000	-
Lh.Kaashidhoo	1215	Ministry of Youth, Sports & Community Empowerment	P-SPT057-002	Estab. of Football Ground Rostrum in Lh.Ohuvelfushi	Domestic	P-GOM	New	200,000	500,000	300,000
								200,000	500,000	300,000
	1215	Ministry of Youth, Sports & Community Empowerment	P-SPT333-001	Repa. Futsal Ground Boundary Wall & Fence - Lh.Ohuvelfushi	Domestic	P-GOM	On-going	660,000	1,320,000	-
								660,000	1,320,000	-
								660,000	1,320,000	-
Lh.Maafaaufushi	1224	Ministry of National Planning, Housing and Infrastructure	P-CPT012-001	Coastal Protection - Lh.Ohuvelfushi	Trust fund	T-MGF	Pre-tendering	2,861,686	3,219,397	482,909
								2,861,686	3,219,397	482,909
	1224	Ministry of National Planning, Housing and Infrastructure	P-HBT150-001	Exten. harbour with picnic island devel. - Lh. Ohuvelfushi	Domestic	P-GOM	New	1,500,000	2,450,000	-
								1,500,000	2,450,000	-
	1224	Ministry of National Planning, Housing and Infrastructure	P-WAS025-001	Water and Sewerage System -Ohuvelfushi	Domestic	P-GOM	On-going	5,502,495	6,190,307	20,020,591
Lh.Maafaaufushi	1163	Ministry of Health	P-HLT090-001	Construction Of Portico And Garage For Health Centres			Pre-tendering	5,502,495	6,190,307	20,020,591
	1224	Ministry of National Planning, Housing and Infrastructure	P-WAT024-001	Micro grid desalination Plant			On-going	Expenditure details included under "At multiple islands"		
								900,000	-	-
	1013	Maldives National Defence Force	P-MNDF03-013	Lh.Maafaaufushi Composite Training Centre	Grant	D-IND	Retention	900,000	-	-
								900,000	-	-
K.Kaashidhoo								4,826,414	15,439,173	14,665,030
	1062	Ministry of Education	P-SCH003-001	Construction of New School -K.Kaashidhoo	Domestic	P-GOM	On-going	1,244,791	1,120,312	-
								1,244,791	1,120,312	-
	1163	Ministry of Health	P-HLT145-001	Upgrading Health Centre - K.Kaashidhoo	Domestic	P-GOM	On-going	683,083	614,775	-
								683,083	614,775	-
Lh.Maafaaufushi	1215	Ministry of Youth, Sports & Community Empowerment	P-SPT227-001	Estab. Of Football Ground - K.Kaashidhoo	Domestic	P-GOM	On-going	226,311	203,680	-
								226,311	203,680	-
								226,311	203,680	-
								226,311	203,680	-
								226,311	203,680	-

Island	BA	Office	Project Code	Project Name	Fund	Fund Details	Status	2023 Approved	2024 Approved	2025 Approved
	1215	Ministry of Youth, Sports & Community Empowerment	P-SPT338-001	Repairing Futsal Ground Boundary Wall & Fence - K.Kaashidhoo	Domestic	P-GOM	On-going	744,800	670,320	-
								744,800	670,320	-
	1224	Ministry of National Planning, Housing and Infrastructure	P-HBR080-001	Developing Quay Wall - K.Kaashidhoo	Domestic	P-GOM	Pre-tendering	350,000	50,400	2,165,030
								350,000	50,400	2,165,030
	1224	Ministry of National Planning, Housing and Infrastructure	P-HBR159-001	Upgrading of Harbour - K.Kaashidhoo	Domestic	P-GOM	New	600,000	11,900,000	12,500,000
	1224	Ministry of National Planning, Housing and Infrastructure	P-SAN013-001	Estab. Sewerage System - K.Kaashidhoo	Domestic	P-GOM	On-going	600,000	11,900,000	12,500,000
								977,429	879,686	-
					Trust fund	T-MGF		977,429	879,686	-
	1027	Maldives Police Service	P-POL010-001	Establishing Of Police Stations			Awarded	Expenditure details included under "At multiple islands"		
	1224	Ministry of National Planning, Housing and Infrastructure	P-WAS069-001	Provision of Water Supply & Sewerage Project			On-going	Expenditure details included under "At multiple islands"		
	1224	Ministry of National Planning, Housing and Infrastructure	P-WAT024-001	Micro grid desalination Plant			On-going	Expenditure details included under "At multiple islands"		
	1229	Ministry of Environment, Climate Change and Technology	P-MEE062-100	Preparing Outer Island For Sustainable Energy Devel - POISED			On-going	Expenditure details included under "At multiple islands"		
								13,130,942	38,866,060	8,547,409
K.Gaafaru										
	1058	Ministry of Education	P-MOE011-151	Const.of 08 Classroom at K.Gaafaru			New	1,050,000	2,450,000	3,500,000
					Domestic	P-GOM		1,050,000	2,450,000	3,500,000
	1163	Ministry of Health	P-HLT042-001	Health Centre New Building - K.Gaafaru			Pre-tendering	4,280,942	4,816,060	722,409
					Domestic	P-GOM		4,280,942	4,816,060	722,409
	1215	Ministry of Youth, Sports & Community Empowerment	P-SPT385-001	Estab. of Football Ground in K.Gaafaru	Domestic	P-GOM	New	300,000	3,100,000	3,100,000
	1224	Ministry of National Planning, Housing and Infrastructure	P-HBR136-001	Repairing Harbour - K.Gaafaru	Domestic	P-GOM	Pre-tendering	300,000	3,100,000	3,100,000
								3,500,000	10,500,000	525,000
					Domestic	P-GOM		3,500,000	10,500,000	525,000
	1224	Ministry of National Planning, Housing and Infrastructure	P-REC036-001	Land Reclamation - K.Gaafaru	Domestic	P-GOM	New	4,000,000	18,000,000	700,000
					Domestic	P-GOM		4,000,000	18,000,000	700,000
	1224	Ministry of National Planning, Housing and Infrastructure	P-SAN028-001	Prov.WaterSupply,Sani.&WasteMgmt-OFID-P2			On-going	Expenditure details included under "At multiple islands"		
	1224	Ministry of National Planning, Housing and Infrastructure	P-WAS069-001	Provision of Water Supply & Sewerage Project			On-going	Expenditure details included under "At multiple islands"		
	1229	Ministry of Environment, Climate Change and Technology	P-MEE062-100	Preparing Outer Island For Sustainable Energy Devel - POISED			On-going	Expenditure details included under "At multiple islands"		
								11,154,325	12,966,677	14,780,919
K.Dhiffushi										
	1058	Ministry of Education	P-SCH161-001	Const. of Science lab & Sen Classroom - K.Dhiffushi			Awarded	685,328	616,796	92,519
					Domestic	P-GOM		685,328	616,796	92,519
	1058	Ministry of Education	P-SCH161-002	Const. of 06 Classrooms at K.Dhiffushi School			New	900,000	1,600,000	3,500,000
					Domestic	P-GOM		900,000	1,600,000	3,500,000
	1215	Ministry of Youth, Sports & Community Empowerment	P-SPT190-001	Devel. Of Outdoor Gym - K. Dhiffushi			Pre-tendering	250,000	500,000	75,000
					Domestic	P-GOM		250,000	500,000	75,000

Island	BA	Office	Project Code	Project Name	Fund	Fund Details	Status	2023		2024		2025	
								Approved	Approved	Approved	Approved	Approved	Approved
	1215	Ministry of Youth, Sports & Community Empowerment	P-SPT285-001	Devel. Of Football Ground - K.Dhiffushi	Domestic	P-GOM	On-going	199,957	179,961	179,961	-	-	-
	1224	Ministry of National Planning, Housing and Infrastructure	P-LND004-001	Land Reclamation & Coastal Protection - K.Dhiffushi	Domestic	P-GOM	Pre-tendering	8,279,040	9,313,920	9,313,920	11,000,000	11,000,000	11,000,000
	1276	Local Government Authority	P-LGA020-001	Construction Of Council Office - K.Dhiffushi	Domestic	P-GOM	Tendering	840,000	756,000	756,000	113,400	113,400	113,400
	1229	Ministry of Environment, Climate Change and Technology	P-MEE062-100	Preparing Outer Island For Sustainable Energy Devel - POISED			On-going	Expenditure details included under "At multiple islands"					
	K. Thulusdhoo							8,989,584	7,974,099	406,176	61,680	61,680	61,680
	1058	Ministry of Education	P-SCH182-001	Const. of School Science Lab - K. Thulusdhoo	Domestic	P-GOM	Pre-tendering	456,886	411,197	411,197	61,680	61,680	61,680
	1129	Ministry of Higher Education	P-UNI014-001	Devel. Of Polytechnic Building - K. Thulusdhoo	Domestic	P-GOM	Tendering	341,920	683,840	683,840	102,576	102,576	102,576
	1163	Ministry of Health	P-HLT128-001	Hospital New Building - K. Thulusdhoo	Loan	X-KWT	Tendering	2,200,000	330,000	330,000	-	-	-
	1215	Ministry of Youth, Sports & Community Empowerment	P-SPT244-001	Dev. Of Volley Court - K. Thulusdhoo	Domestic	P-GOM	On-going	243,012	486,025	486,025	-	-	-
	1224	Ministry of National Planning, Housing and Infrastructure	P-HTE011-151	Coastal Protection - K. Thulusdhoo	Trust fund	T-MGF	Pre-tendering	1,792,000	1,612,800	1,612,800	241,920	241,920	241,920
	1224	Ministry of National Planning, Housing and Infrastructure	P-WAT040-001	Estab. Water System - K. Thulusdhoo	Domestic	P-GOM	On-going	3,955,766	4,450,237	4,450,237	-	-	-
	1027	Maldives Police Service	P-POL010-001	Establishing Of Police Stations			Awarded	Expenditure details included under "At multiple islands"					
	1229	Ministry of Environment, Climate Change and Technology	P-MEE062-100	Preparing Outer Island For Sustainable Energy Devel - POISED			On-going	Expenditure details included under "At multiple islands"					
	K. Huraa							5,595,456	1,061,128	1,796,662	1,796,662	1,796,662	1,796,662
	1062	Ministry of Education	P-SCH017-001	Const. of 6 classroom (2 story) - K.Huraa	Domestic	P-GOM	On-going	471,021	235,511	235,511	-	-	-
	1215	Ministry of Youth, Sports & Community Empowerment	P-HYS002-025	Devel. Of Camp Site - K. Huraa	Domestic	P-GOM	On-going	666,750	600,075	600,075	-	-	-
	1224	Ministry of National Planning, Housing and Infrastructure	P-HBR048-001	Harbor Upgrading - K. Huraa	Domestic	P-GOM	Awarded	350,000	50,400	50,400	1,796,662	1,796,662	1,796,662

Island	BA	Office	Project Code	Project Name	Fund	Fund Details	Status	2023 Approved	2024 Approved	2025 Approved
	1224	Ministry of National Planning, Housing and Infrastructure	P-REC001-001	K.Huraa Land Reclamation&revetment (Ph2)	Domestic	P-GOM	Retention	3,757,402	-	-
								3,757,402	-	-
	1264	Department of Judicial Administration	P-CRT003-001	Construction Of Magistrate Court - K.Hura	Domestic	P-GOM	On-going	350,283	175,142	-
								350,283	175,142	-
K.Himmafushi								12,358,519	11,729,317	1,278,187
1025	Maldives Correctional Service	P-PEN010-001	Asseyyi Jail Rehabilitation Infrastructure & Boundary Wall	Domestic	P-GOM	On-going	252,984	505,968	-	
							252,984	505,968	-	
1025	Maldives Correctional Service	P-PEN015-001	Estab. Of Asseyyi Jail Gatehouse - K.Himmafushi	Domestic	P-GOM	Pre-tendering	426,374	383,737	57,560	
							426,374	383,737	57,560	
1025	Maldives Correctional Service	P-PEN016-001	Estab. Of Asseyyi Jail Medical Centre - K.Himmafushi	Domestic	P-GOM	Pre-tendering	714,647	643,182	96,477	
							714,647	643,182	96,477	
1025	Maldives Correctional Service	P-PEN018-001	Upg. Asseyyi Jail Juvenile Facility phase 2 - K.Himmafushi	Domestic	P-GOM	Pre-tendering	317,621	285,859	42,879	
							317,621	285,859	42,879	
1062	Ministry of Education	P-SCH133-001	4 Classroom and School Multi Purpose Hall - K.Himmafushi	Domestic	P-GOM	Awarded	1,606,048	1,806,804	271,021	
							1,606,048	1,806,804	271,021	
1163	Ministry of Health	P-HLT185-001	Extension of K. Himmafushi Health Center	Domestic	P-GOM	New	1,100,000	-	-	
							1,100,000	-	-	
1192	National Drug Agency	P-RHB006-001	Estab. Of Drug Offenders Remand Centre - K.Himmafushi	Domestic	P-GOM	Pre-tendering	1,741,158	1,567,042	235,056	
							1,741,158	1,567,042	235,056	
1215	Ministry of Youth, Sports & Community Empowerment	P-SPT450-001	Devel. Of Football Ground - K.Himmafushi	Domestic	P-GOM	New	300,000	350,000	450,000	
							300,000	350,000	450,000	
1224	Ministry of National Planning, Housing and Infrastructure	P-CPT062-001	Coastal Protection - K.Himmafushi	Trust fund	T-MGF	Pre-tendering	927,360	834,624	125,194	
							927,360	834,624	125,194	
1224	Ministry of National Planning, Housing and Infrastructure	P-HBR047-001	Harbor Project (Phase II)- K. Himmafushi	Domestic	P-GOM	On-going	1,074,518	967,066	-	
							1,074,518	967,066	-	
1224	Ministry of National Planning, Housing and Infrastructure	P-WAT019-001	Water Supply System - K.Himmafushi	Trust fund	T-MGF	On-going	3,897,809	4,385,035	-	
							3,897,809	4,385,035	-	
1229	Ministry of Environment, Climate Change and Technology	P-MEE062-100	Preparing Outer Island For Sustainable Energy Devel - POISED			On-going	Expenditure details included under "At multiple islands"			
K.Gulhi								5,626,857	5,794,329	4,808,511
1062	Ministry of Education	P-SCH067-001	School Building (6 Class & Hall) - K.Gulhi	Domestic	P-GOM	Tendering	3,309,693	3,723,404	558,511	
							3,309,693	3,723,404	558,511	
1215	Ministry of Youth, Sports & Community Empowerment	P-SPT158-001	Turfing Football Ground - K.Gulhi	Domestic	P-GOM	On-going	235,463	470,925	-	
							235,463	470,925	-	

Island	BA	Office	Project Code	Project Name	Fund	Fund Details	Status	2023 Approved	2024 Approved	2025 Approved
	1224	Ministry of National Planning, Housing and Infrastructure	P-REC005-001	Land Reclamation - K. Gulhi	Domestic	P-GOM	On-going	800,000	1,600,000	4,250,000
								800,000	1,600,000	4,250,000
	1224	Ministry of National Planning, Housing and Infrastructure	P-WAS056-001	Water and Sewerage Network - K. Gulhi	Trust fund	T-MGF	Retention	1,281,701	-	-
								1,281,701	-	-
	1163	Ministry of Health	P-HLT090-001	Construction Of Portico And Garage For Health Centres			Pre-tendering	Expenditure details included under "At multiple islands"		
	1229	Ministry of Environment, Climate Change and Technology	P-MEE062-100	Preparing Outer Island For Sustainable Energy Devel - POISED			On-going	Expenditure details included under "At multiple islands"		
								40,562,057	36,426,779	3,301,242
	K.Maafushi									
	1016	Ministry of Home Affairs	P-PEN001-001	Establishment of high security wing - Maafushi Jail	Domestic	P-GOM	Retention	550,000	-	-
								550,000	-	-
	1016	Ministry of Home Affairs	P-PEN001-005	Establishment of High security 50 Units Jail-K.Maafushi	Domestic	P-GOM	On-going	13,720,000	15,435,000	-
								13,720,000	15,435,000	-
	1016	Ministry of Home Affairs	P-PEN001-006	Establishment of High security 20 Units Jail-K.Maafushi	Domestic	P-GOM	On-going	5,040,000	5,670,000	-
								5,040,000	5,670,000	-
	1025	Maldives Correctional Service	P-DPRS01-007	Estab. Of Perimeter Security Wall - Maafushi Jail	Domestic	P-GOM	On-going	1,568,700	2,156,800	1,456,840
								1,568,700	2,156,800	1,456,840
	1025	Maldives Correctional Service	P-PEN001-002	Comple. of Rehab Workshop Building - K.Maafushi	Domestic	P-GOM	On-going	115,374	103,837	-
								115,374	103,837	-
	1025	Maldives Correctional Service	P-PEN001-003	Upgrading Unit 9 - Maafushi Jail	Domestic	P-GOM	On-going	1,485,640	742,820	-
								1,485,640	742,820	-
	1025	Maldives Correctional Service	P-PEN001-007	100 Staffs Accomodation Block - Maafushi Jail	Domestic	P-GOM	New	5,000,000	-	-
								5,000,000	-	-
	1025	Maldives Correctional Service	P-PEN017-001	Stand. Infrastructure of Maafushi Prison Cells - K.Maafushi	Domestic	P-GOM	Pre-tendering	301,740	271,566	40,735
								301,740	271,566	40,735
	1062	Ministry of Education	P-SCH065-001	School Building - K.Maafushi	Domestic	P-GOM	On-going	639,894	255,958	-
								639,894	255,958	-
	1163	Ministry of Health	P-HLT186-001	Extension of K. Maafushi Health Center	Domestic	P-GOM	New	1,100,000	-	-
								1,100,000	-	-

Island	BA	Office	Project Code	Project Name	Fund	Fund Details	Status	2023	2024	2025
								Approved	Approved	Approved
	1215	Ministry of Youth, Sports & Community Empowerment	P-SPT092-001	Devel. Of Football Ground - K.Maafushi	Domestic	P-GOM	Retention	560,000	-	-
								560,000	-	-
	1224	Ministry of National Planning, Housing and Infrastructure	P-HBR124-001	Upgrading Harbour - K.Maafushi	Domestic	P-GOM	Pre-tendering	3,697,911	4,160,150	1,803,667
								3,697,911	4,160,150	1,803,667
	1224	Ministry of National Planning, Housing and Infrastructure	P-REC007-001	Land Reclamation - K.Maafushi	Domestic	P-GOM	On-going	6,782,798	7,630,648	-
								6,782,798	7,630,648	-
	1027	Maldives Police Service	P-POL010-001	Establishing Of Police Stations			Awarded	Expenditure details included under "At multiple islands"		
	1229	Ministry of Environment, Climate Change and Technology	P-MEE062-100	Preparing Outer Island For Sustainable Energy Devel - POISED			On-going	Expenditure details included under "At multiple islands"		
								9,567,998	7,082,634	1,460,041
K.Guraidhoo										
	1062	Ministry of Education	P-SCH066-001	School Building (8 Class Room) - K.Guraidhoo	Domestic	P-GOM	Pre-tendering	672,000	1,344,000	201,600
								672,000	1,344,000	201,600
	1163	Ministry of Health	P-HLT043-001	Health Centre New Building - K.Guraidhoo	Domestic	P-GOM	Pre-tendering	4,280,942	4,816,060	722,409
								4,280,942	4,816,060	722,409
	1215	Ministry of Youth, Sports & Community Empowerment	P-SPT157-001	Turfing Football Ground - K.Guraidhoo	Domestic	P-GOM	Retention	227,385	-	-
								227,385	-	-
	1224	Ministry of National Planning, Housing and Infrastructure	P-REC006-001	Land Reclamation - K.Guraidhoo	Domestic	P-GOM	Retention	3,447,149	-	-
								3,447,149	-	-
	1224	Ministry of National Planning, Housing and Infrastructure	P-SAN038-001	Upp. Sewerage System - K.Guraidhoo	Domestic	P-GOM	Pre-tendering	380,522	418,574	460,432
								380,522	418,574	460,432
	1510	Ministry Of Gender, Family and Social Services	P-SOC072-001	Estab. Special Need Centre - K.Guraidhoo	Domestic	P-GOM	Pre-tendering	560,000	504,000	75,600
								560,000	504,000	75,600
	1229	Ministry of Environment, Climate Change and Technology	P-MEE062-100	Preparing Outer Island For Sustainable Energy Devel - POISED			On-going	Expenditure details included under "At multiple islands"		
K.Gulhifalhu										
	1224	Ministry of National Planning, Housing and Infrastructure	P-HBR095-001	Port Development Project - K.Gulhifalhu	Domestic	P-GOM	Pre-tendering	959,168,934	924,587,096	1,690,797,072
								308,111,527	165,086,405	1,690,797,072
								16,339,248	18,381,654	241,933,872
					Loan	X-INEX		291,772,279	146,704,751	1,448,868,200
	1224	Ministry of National Planning, Housing and Infrastructure	P-LND005-001	Land Reclamation - K.Gulhifalhu	Domestic	P-GOM	On-going	651,057,407	759,500,691	-
								33,269,257	37,427,914	-
	1229	Ministry of Environment, Climate Change and Technology	P-WST037-001	Small Scale Waste to Energy Project - Phase 2	Loan	X-ING	Pre-tendering	617,788,150	722,072,777	-
								Expenditure details included under "At multiple islands"		

Island	BA	Office	Project Code	Project Name	Fund	Fund Details	Status	2023 Approved	2024 Approved	2025 Approved
K.Villingili								1,003,200	1,599,840	36,000
	1062	Ministry of Education	P-SCH134-001	Muhyiddin School Multi Purpose Hall - Villimale'	Domestic	P-GOM	On-going	243,600	487,200	-
	1215	Ministry of Youth, Sports & Community Empowerment	P-SOC032-001	Devel. Of Childrens Park - Villimale	Domestic	P-GOM	Pre-tendering	120,000	240,000	36,000
	1215	Ministry of Youth, Sports & Community Empowerment	P-SPT356-001	Estab. Of Futsal Ground - Villimale	Domestic	P-GOM	On-going	270,000	540,000	-
	1276	Local Government Authority	P-FIS005-001	Construction of Fish Market - Villimale'	Domestic	P-GOM	On-going	369,600	332,640	-
1027	Maldives Police Service	P-POL010-001	Establishing Of Police Stations			Awarded	Expenditure details included under "At multiple islands"			
1215	Ministry of Youth, Sports & Community Empowerment	P-SPT431-001	Estab. Of 5 Futsal Ground - Male City			New	Expenditure details included under "At multiple islands"			
K.Hulhumale								271,286,659	182,926,768	106,838,382
1058	Ministry of Education	P-SCH150-001	Const. of CHSE B Block - Hulhumale	Domestic	P-GOM	On-going	4,256,000	4,788,000	-	-
1058	Ministry of Education	P-SCH156-001	Const. of New School 1 - Hulhumale	Domestic	P-GOM	Pre-tendering	8,960,000	10,080,000	1,512,000	1,512,000
1058	Ministry of Education	P-SCH157-001	Const. of New School 2 - Hulhumale	Domestic	P-GOM	Pre-tendering	4,480,000	5,040,000	756,000	756,000
1058	Ministry of Education	P-SCH158-001	Const. of New School 3 - Hulhumale	Domestic	P-GOM	Pre-tendering	7,784,996	8,758,121	1,313,718	1,313,718
1058	Ministry of Education	P-SCH159-001	Const. of New School 4 - Hulhumale	Domestic	P-GOM	Pre-tendering	8,960,000	10,080,000	1,512,000	1,512,000
1063	Ministry of Education	P-SCH028-001	Const. of a New School in Hulhumale'	Domestic	P-GOM	On-going	3,313,433	3,727,612	-	-
1129	Ministry of Higher Education	P-UN005-001	Estab. Of State of Art TIVET Institution - Male	Domestic	P-GOM	Retention	300,000	-	-	-
1141	Maldives Islamic University	P-UN017-001	Const. Of Sanabil Building	Domestic	P-GOM	New	300,000	-	-	-
1163	Ministry of Health	P-HLT089-001	Construction of E.M.S Call Centre - Hulhumale	Domestic	P-GOM	On-going	5,000,000	4,000,000	800,000	800,000
1188	Hulhumale' Hospital	P-HLT081-001	Finishing of 6 Storey Building	Domestic	P-GOM	On-going	240,103	480,207	343,005	343,005
							2,068,746	2,327,339	645,344	645,344

Island	BA	Office	Project Code	Project Name	Fund	Fund Details	Status	2023 Approved	2024 Approved	2025 Approved
1188	Hulhumale' Hospital		P-HLT081-002	Ophthalmic & General Operation Theatre at Hulhumale Hospital	Domestic	P-GOM	On-going	2,699,917	3,037,407	8,750,000
1188	Hulhumale' Hospital		P-HLT081-005	Estab. Operation theater Complex	Domestic	P-GOM	New	19,000,000	19,000,000	-
1188	Hulhumale' Hospital		P-HLT081-006	Estab. ICU & NICU-Hulhumale' Hospital	Domestic	P-GOM	New	16,100,000	6,900,000	-
1192	National Drug Agency		P-RHB004-001	Estab. Of NDA Wellness Centre - Hulhumale	Domestic	P-GOM	On-going	140,000	126,000	3,750,000
1215	Ministry of Youth, Sports & Community Empowerment		P-SPT218-001	Estab. Of Badminton Court Complex - Hulhumale	Loan	X-INEX	On-going	937,646	281,294	-
1224	Ministry of National Planning, Housing and Infrastructure		P-HOU010-003	Finishing of POLCO Housing Flats	Domestic	P-GOM	On-going	20,489,628	23,050,831	2,032,701
1224	Ministry of National Planning, Housing and Infrastructure		P-OFF001-001	Construction of MNPI Office Building	Domestic	P-GOM	On-going	3,262,020	3,669,772	-
1224	Ministry of National Planning, Housing and Infrastructure		P-SPT212-002	Build. Of Cricket Stadium - Hulhumale	Domestic	P-GOM	On-going	37,876,400	550,646	47,283,614
1240	Ministry of Islamic Affairs		P-MSQ040-001	Construction Of Mosque - Hulhumale Phase 2	Trust fund	T-MSK	Retention	154,000	-	-
1243	Auditor General's Office		P-OFF004-001	Const. Of Auditor Generals Office	Domestic	P-GOM	On-going	32,400,000	38,140,000	38,140,000
1272	Ministry of Finance		P-HDC001-102	Hulhumale Island Development Project	Loan	X-KSA	On-going	87,884,490	33,287,849	-
1510	Ministry Of Gender, Family and Social Services		P-SC0050-001	Estab.Amaan Hiya - Hulhumale	Domestic	P-GOM	On-going	4,979,280	5,601,690	-
1027	Maldives Police Service		P-POL010-001	Establishing Of Police Stations			Awarded	Expenditure details included under "At multiple islands"		
1215	Ministry of Youth, Sports & Community Empowerment		P-SPT431-001	Estab. Of 5 Futsal Ground - Male City			New	Expenditure details included under "At multiple islands"		
1224	Ministry of National Planning, Housing and Infrastructure		P-HOU012-002	Development of 1500 Housing Units - PH2			On-going	Expenditure details included under "At multiple islands"		
1224	Ministry of National Planning, Housing and Infrastructure		P-OTH001-001	Maldives Uband Dev. & Resilience Project			On-going	Expenditure details included under "At multiple islands"		
1229	Ministry of Environment, Climate Change and Technology		P-MEE001-105	Accedr. Sustainable PvtL Invmnt. in Renewable Energy - ASPIRE			On-going	Expenditure details included under "At multiple islands"		
1229	Ministry of Environment, Climate Change and Technology		P-RNW001-001	AREISE Project			Pre-tendering	Expenditure details included under "At multiple islands"		

Island	BA	Office	Project Code	Project Name	Fund	Fund Details	Status	2023 Approved	2024 Approved	2025 Approved
K.Maale	1012	Ministry of Defence	P-OFF003-002	Construction Of Ministry of Defense New Building	Grant	D-IND	On-going	993,591,401	1,491,834,677	792,867,110
								2,718,588	-	-
	1016	Ministry of Home Affairs	P-PEN011-002	Reloc. of Male Jail & Upgr. of Hulhumale Jail	Domestic	P-GOM	On-going	28,000,000	31,500,000	20,500,000
								28,000,000	31,500,000	20,500,000
	1027	Maldives Police Service	P-POL009-001	FCPD building Finishing Works	Domestic	P-GOM	Pre-tendering	3,863,826	4,346,804	652,021
								3,863,826	4,346,804	652,021
	1058	Ministry of Education	P-SCH185-001	Construction of Jamaaluddin Annex Building	Domestic	P-GOM	Awarded	6,420,300	12,401,100	2,172,420
								6,420,300	12,401,100	2,172,420
	1063	Ministry of Education	P-MOE063-001	Construction of Dharumavantha School	Domestic	P-GOM	On-going	3,784,658	4,257,740	-
								3,784,658	4,257,740	-
	1063	Ministry of Education	P-SCH029-001	CHSE 8 Storey Classroom Block	Domestic	P-GOM	On-going	1,170,063	1,053,057	-
								1,170,063	1,053,057	-
	1130	Maldives National University	P-CHE001-006	Establishment of Medical School	Grant	D-PAK	On-going	227,937	455,875	-
								227,937	455,875	-
	1163	Ministry of Health	P-HLT072-001	Upgrading MBS Building	Domestic	P-GOM	On-going	190,000	380,000	-
								190,000	380,000	-
	1166	Indira Gandhi Memorial Hospital	P-HLT071-002	IGMH ORG Consultation / RHC	Domestic	P-GOM	On-going	450,000	104,356	-
								450,000	104,356	-
	1166	Indira Gandhi Memorial Hospital	P-HLT071-003	Upgrading IGMH CSSD	Domestic	P-GOM	On-going	342,477	684,954	-
								342,477	684,954	-
	1166	Indira Gandhi Memorial Hospital	P-HLT071-004	Upgrading IGMH Backhouse	Domestic	P-GOM	On-going	521,059	468,954	-
								521,059	468,954	-
	1166	Indira Gandhi Memorial Hospital	P-HLT095-001	Estab. Of Oncology Ward at IGMH	Domestic	P-GOM	On-going	339,461	305,515	-
								339,461	305,515	-
	1166	Indira Gandhi Memorial Hospital	P-HLT097-001	Estab. Of Pulmonology Ward at IGMH	Domestic	P-GOM	Pre-tendering	1,720,940	1,548,846	232,327
								1,720,940	1,548,846	232,327
	1166	Indira Gandhi Memorial Hospital	P-HLT098-001	Estab. Of Transplant Ward at IGMH	Domestic	P-GOM	Pre-tendering	1,253,325	1,127,992	169,199
								1,253,325	1,127,992	169,199
	1166	Indira Gandhi Memorial Hospital	P-HLT149-001	Relocation Of IGMH Phlebotomy To Ground Floor	Domestic	P-GOM	On-going	717,123	645,410	-
								717,123	645,410	-
	1166	Indira Gandhi Memorial Hospital	P-HLT142-001	Upgrading Blood Bank	Domestic	P-GOM	On-going	877,200	789,480	-
								877,200	789,480	-

Island	BA	Office	Project Code	Project Name	Fund	Fund Details	Status	2023	2024	2025
								Approved	Approved	Approved
1211	National Centre for the Arts		P-SOC052-001	Development of Olympus Hall	Domestic	P-GOM	On-going	560,000	504,000	-
								560,000	504,000	-
1211	National Centre for the Arts		P-SOC078-001	Estab.Audio Recording Studio	Domestic	P-GOM	New	900,000	-	-
								900,000	-	-
1215	Ministry of Youth, Sports & Community Empowerment		P-HYS002-013	Development Of Youth Centre - K. Male	Domestic	P-GOM	Pre-tendering	306,750	613,500	92,025
								306,750	613,500	92,025
1215	Ministry of Youth, Sports & Community Empowerment		P-HYS005-001	Development of Heaveyru football ground	Domestic	P-GOM	On-going	430,000	860,000	-
								430,000	860,000	-
1215	Ministry of Youth, Sports & Community Empowerment		P-HYS006-004	Development of National Stadium	Loan	X-INEX	On-going	55,669,280	94,637,776	117,500,000
								55,669,280	94,637,776	117,500,000
1215	Ministry of Youth, Sports & Community Empowerment		P-SOC051-001	Upgrading Of Social Centres - Greater Male Region	Domestic	P-GOM	On-going	210,000	189,000	-
								210,000	189,000	-
1215	Ministry of Youth, Sports & Community Empowerment		P-SOC071-001	Estab. Of Youth Innovation Lab - Male City	Domestic	P-GOM	On-going	284,879	569,758	3,925,250
								284,879	569,758	3,925,250
1215	Ministry of Youth, Sports & Community Empowerment		P-SPT134-001	Estab. Of Futsal Ground - Male Galolhu	Domestic	P-GOM	On-going	124,950	112,455	-
								124,950	112,455	-
1215	Ministry of Youth, Sports & Community Empowerment		P-SPT215-001	Dev. Of National Basketball Centre	Loan	X-INEX	Pre-tendering	6,296,000	6,689,500	-
								6,296,000	6,689,500	-
1215	Ministry of Youth, Sports & Community Empowerment		P-SPT216-001	Dev. Of National Table Tennis Centre	Loan	X-INEX	Pre-tendering	3,472,000	3,689,000	-
								3,472,000	3,689,000	-
1215	Ministry of Youth, Sports & Community Empowerment		P-SPT217-001	Dev. Of National Netball Centre	Loan	X-INEX	Pre-tendering	1,600,000	-	-
								1,600,000	-	-
1215	Ministry of Youth, Sports & Community Empowerment		P-SPT223-001	Estab. Of Indoor Volley Court - Male City	Domestic	P-GOM	On-going	283,500	567,000	-
								283,500	567,000	-
1215	Ministry of Youth, Sports & Community Empowerment		P-SPT289-001	Dev. Of National Volley Court - Male City	Loan	X-INEX	Pre-tendering	2,130,000	3,621,000	6,390,000
								2,130,000	3,621,000	6,390,000
1215	Ministry of Youth, Sports & Community Empowerment		P-SPT341-001	Upgrading of Male' Kuliwaru Ekuveni	Domestic	P-GOM	On-going	302,400	272,160	-
								302,400	272,160	-
1224	Ministry of National Planning, Housing and Infrastructure		P-HBR157-001	Upgrading of Izzuddin Jetty	Domestic	P-GOM	New	5,000,000	5,000,000	-
								5,000,000	5,000,000	-
1224	Ministry of National Planning, Housing and Infrastructure		P-HOU030-001	Repairing Male' Hiyaa - Male' City	Domestic	P-GOM	Pre-tendering	1,417,949	1,410,416	211,562
								1,417,949	1,410,416	211,562
1224	Ministry of National Planning, Housing and Infrastructure		P-HTE061-009	Upgrading Roads - Male	Domestic	P-GOM	On-going	16,840,702	18,945,790	-
								16,840,702	18,945,790	-

Island	BA	Office	Project Code	Project Name	Fund	Fund Details	Status	2023 Approved	2024 Approved	2025 Approved
1224	Ministry of National Planning, Housing and Infrastructure		P-HTE072-007	Greater Male Connectivity Project (Male - Thilafushi Bridge)	Domestic	P-GOM	On-going	792,015,291	1,245,770,619	624,022,306
					Grant	D-IND		17,920,000	20,160,000	6,970,262
					Loan	X-INEX		182,349,975	410,694,114	-
1224	Ministry of National Planning, Housing and Infrastructure		P-HTE122-002	Storm Water Development and Maintenance (Male) Phase 4	Domestic	P-GOM	On-going	591,745,316	814,916,505	617,052,044
					Domestic	P-GOM		3,437,799	3,867,524	-
					Domestic	P-GOM		3,437,799	3,867,524	-
1224	Ministry of National Planning, Housing and Infrastructure		P-OTH014-001	Building 2 Parkings Buildings	Domestic	P-GOM	On-going	294,000	264,600	-
					Domestic	P-GOM		294,000	264,600	-
					Domestic	P-GOM		560,000	504,000	-
1224	Ministry of National Planning, Housing and Infrastructure		P-TRN009-001	Integrated National Public Ferry Network (Phase 2 & 3)	Domestic	P-GOM	On-going	560,000	504,000	-
					Domestic	P-GOM		560,000	504,000	-
					Trust fund	T-MGF		440,000	880,000	-
1229	Ministry of Environment, Climate Change and Technology		P-OTH006-001	Estab. Ambient Air Quality Monitoring Station - Male	Trust fund	T-MGF	On-going	440,000	880,000	-
					Trust fund	T-MGF		440,000	880,000	-
					Trust fund	T-MGF		176,960	159,264	-
1229	Ministry of Environment, Climate Change and Technology		P-OTH007-001	Estab. Air Quality Checking System	Trust fund	T-MGF	On-going	176,960	159,264	-
					Trust fund	T-MGF		176,960	159,264	-
					Trust fund	T-MGF		10,000,000	-	-
1229	Ministry of Environment, Climate Change and Technology		P-RNW003-001	Home Solar Project	Trust fund	T-MGF	New	10,000,000	-	-
					Trust fund	T-MGF		10,000,000	-	-
					Domestic	P-GOM		34,020,000	38,272,500	15,000,000
1264	Department of Judicial Administration		P-JAS002-002	Construction Of Niyaavehi (10 Storey Building)	Domestic	P-GOM	Awarded	34,020,000	38,272,500	15,000,000
					Domestic	P-GOM		34,020,000	38,272,500	15,000,000
					Domestic	P-GOM		1,120,000	1,008,000	2,000,000
1264	Department of Judicial Administration		P-JAS002-004	Estab. Of Supreme Court New Building	Domestic	P-GOM	On-going	1,120,000	1,008,000	2,000,000
					Domestic	P-GOM		1,120,000	1,008,000	2,000,000
					Domestic	P-GOM		140,000	126,000	-
1272	Ministry of Finance		P-MFT008-003	Digital Terrestrial network development project	Domestic	P-GOM	On-going	140,000	126,000	-
					Domestic	P-GOM		140,000	126,000	-
					Domestic	P-GOM		840,000	756,000	-
1276	Local Government Authority		P-LCL022-001	Construction Of Council Office - Male City	Domestic	P-GOM	On-going	840,000	756,000	-
					Domestic	P-GOM		840,000	756,000	-
					Domestic	P-GOM		100,000	200,000	-
1510	Ministry Of Gender, Family and Social Services		P-SOC043-001	Estab. Day Care Centre - Male	Domestic	P-GOM	On-going	100,000	200,000	-
					Domestic	P-GOM		100,000	200,000	-
					Domestic	P-GOM		2,021,984	2,274,732	-
1530	Ministry of Transport & Civil Aviation		P-TRN006-001	Estab. Of Mini Bus Service - Male City	Domestic	P-GOM	On-going	2,021,984	2,274,732	-
					Domestic	P-GOM		2,021,984	2,274,732	-
					Domestic	P-GOM		Expenditure details included under "At multiple islands"		
1027	Maldives Police Service		P-POL010-001	Establishing Of Police Stations			Awarded	Expenditure details included under "At multiple islands"		
							New	Expenditure details included under "At multiple islands"		
							On-going	Expenditure details included under "At multiple islands"		
1215	Ministry of Youth, Sports & Community Empowerment		P-SPT431-001	Estab. Of 5 Futsal Ground - Male City			On-going	Expenditure details included under "At multiple islands"		
							On-going	Expenditure details included under "At multiple islands"		
							On-going	Expenditure details included under "At multiple islands"		
1224	Ministry of National Planning, Housing and Infrastructure		P-OTH001-001	Maldives Urban Dev. & Resilience Project			On-going	Expenditure details included under "At multiple islands"		
							On-going	Expenditure details included under "At multiple islands"		
							On-going	Expenditure details included under "At multiple islands"		
1229	Ministry of Environment, Climate Change and Technology		P-MEE001-105	Accelr. Sustainable Pvt. Invmt. in Renewable Energy - ASPIRE			Pre-tendering	Expenditure details included under "At multiple islands"		
							Pre-tendering	Expenditure details included under "At multiple islands"		
							Pre-tendering	Expenditure details included under "At multiple islands"		

Island	BA	Office	Project Code	Project Name	Fund	Fund Details	Status	2023	2024	2025
								Approved	Approved	Approved
K.Hulhule	1229	Ministry of Environment, Climate Change and Technology	P-WST037-001	Small Scale Waste to Energy Project - Phase 2			Pre-tendering	Expenditure details included under "At multiple islands"		
	1233	Ministry of Fisheries, Marine Resources and Agriculture	P-FIS004-001	Fisheries Sector Development Project			On-going	Expenditure details included under "At multiple islands"		
								686,229,201	518,558,554	69,382,740
	1272	Ministry of Finance	P-MFT010-100	Velana International Airport Development (Terminal)			On-going	686,229,201	518,558,554	69,382,740
								116,289,118	39,239,961	13,876,548
K.Kandhuviyiri										
K.Manjafushi	1233	Ministry of Fisheries, Marine Resources and Agriculture	P-FIS004-001	Fisheries Sector Development Project			On-going	Expenditure details included under "At multiple islands"		
	1233	Ministry of Fisheries, Marine Resources and Agriculture	P-FIS006-001	Expansion Of MFCO Facility - Koodoo & Kaduoligiri			Pre-tendering	Expenditure details included under "At multiple islands"		
								-	-	-
K.Dhoonidhoo	1233	Ministry of Fisheries, Marine Resources and Agriculture	P-MFA009-004	Maldives Sustainable Fisheries Development Project			On-going	Expenditure details included under "At multiple islands"		
								3,507,313	1,340,640	-
	1027	Maldives Police Service	P-HBR061-001	Reclamation & Re-Development of Harbour - Dhoonidhoo	Domestic	P-GOM	Retention	2,017,713	-	-
								2,017,713	-	-
K.Thilafushi	1027	Maldives Police Service	P-MPS012-001	Juvenile Justice Detention - K.Dhoonidhoo	Domestic	P-GOM	On-going	1,489,600	1,340,640	-
								1,489,600	1,340,640	-
	1027	Maldives Police Service	P-POL010-001	Establishing Of Police Stations			Awarded	Expenditure details included under "At multiple islands"		
								333,066,262	364,039,573	134,080,644
K.Thilafushi	1229	Ministry of Environment, Climate Change and Technology	P-MEE001-112	Greater Male Environmental Improvement & Waste Management	Grant	X-ADB	On-going	141,522,153	118,358,249	33,351,036
								104,710,010	28,101,570	33,351,036
								27,578,143	31,025,411	-
								9,234,000	59,231,268	
	1229	Ministry of Environment, Climate Change and Technology	P-WST032-001	Greater Male Waste To Energy Project	Grant	X-ADB	On-going	191,544,109	245,681,324	100,729,608
K.Thilafushi								33,551,144	131,380,250	100,729,608
								17,098,473	19,235,782	-
								82,089,302	65,662,697	-
								58,805,190	29,402,595	-
	1229	Ministry of Environment, Climate Change and Technology	P-WST037-001	Small Scale Waste to Energy Project - Phase 2			Pre-tendering	Expenditure details included under "At multiple islands"		

Island	BA	Office	Project Code	Project Name	Fund	Fund Details	Status	2023 Approved	2024 Approved	2025 Approved								
K.Girfushi																		
1013	Maldives National Defence Force		P-HBR099-001	Upgrade of Harbour - K.Girfushi	Domestic	P-GOM	On-going	550,000	315,000	-								
								550,000	315,000	-								
								AA.Mathiveri										
1062	Ministry of Education		P-SCH070-001	School 3 Storey Building (12 Class & Hall) - AA.Mathiveri	Domestic	P-GOM	On-going	2,286,659	2,572,491	-								
								2,286,659	2,572,491	-								
								1163	Ministry of Health		P-HLT105-001	Health Centre Extension - AA.Mathiveri	Domestic	P-GOM	Awarded	1,500,000	2,500,000	375,000
1,500,000	2,500,000	375,000																
1215	Ministry of Youth, Sports & Community Empowerment		P-SOC096-001	Devel. Of Youth Centre - AA.Mathiveri	Domestic	P-GOM	New									660,000	990,000	148,500
								660,000	990,000	148,500								
								1215	Ministry of Youth, Sports & Community Empowerment		P-SPT375-001	Estab. of Football Ground in AA.Mathiveri	Domestic	P-GOM	New	255,000	395,000	450,000
255,000	395,000	450,000																
1224	Ministry of National Planning, Housing and Infrastructure		P-CPT036-001	Coastal Protection - AA.Mathiveri	Trust fund	T-MGF	Pret-tendering									3,225,600	3,628,800	544,320
								3,225,600	3,628,800	544,320								
								1224	Ministry of National Planning, Housing and Infrastructure		P-HBR119-001	Upgrading Harbour & Lighting - AA.Mathiveri	Domestic	P-GOM	Pret-tendering	4,392,944	4,942,062	741,309
4,392,944	4,942,062	741,309																
1224	Ministry of National Planning, Housing and Infrastructure		P-REC027-001	Land Reclamation - AA.Mathiveri	Domestic	P-GOM	Pret-tendering									3,993,192	4,492,341	4,275,000
								3,993,192	4,492,341	4,275,000								
								1224	Ministry of National Planning, Housing and Infrastructure		P-SAN022-001	Estab. Sewerage System - AA.Mathiveri	Trust fund	T-MGF	On-going	1,874,420	1,686,978	-
1,874,420	1,686,978	-																
1224	Ministry of National Planning, Housing and Infrastructure		P-WAT014-001	Water Supply System - AA.Mathiveri	Trust fund	T-MGF	On-going									1,368,309	1,231,478	9,707,318
								1,368,309	1,231,478	9,707,318								
								1163	Ministry of Health		P-HLT090-001	Construction Of Portico And Garage For Health Centres			Pret-tendering	Expenditure details included under "At multiple islands"		
1229	Ministry of Environment, Climate Change and Technology		P-MEE001-110	Estab. Water System (4 Islands) & Water Storage (25 Islands)			Retention									Expenditure details included under "At multiple islands"		
																1229	Ministry of Environment, Climate Change and Technology	
AA.Bodufolhudhoo																		
1058	Ministry of Education		P-SCH163-001	School 06 Class Room & Multi Purpose Hall - AA.Bodufolhudhoo	Domestic	P-GOM	Pret-tendering	8,436,369	10,640,297	1,386,622								
								8,436,369	10,640,297	1,386,622								
								1215	Ministry of Youth, Sports & Community Empowerment		P-SOC082-001	Devel. of Youth Centre in AA.Bodufolhudhoo	Domestic	P-GOM	New	1,856,098	1,670,488	250,573
1,856,098	1,670,488	250,573																
1215	Ministry of Youth, Sports & Community Empowerment		P-SPT213-001	Estab. Football Ground - AA.Bodufolhudhoo	Domestic	P-GOM	On-going									500,000	1,875,000	125,000
								500,000	1,875,000	125,000								
								1215	Ministry of Youth, Sports & Community Empowerment		P-SPT213-001	Estab. Football Ground - AA.Bodufolhudhoo	Domestic	P-GOM	On-going	1,093,872	984,484	-
1,093,872	984,484	-																

Island	BA	Office	Project Code	Project Name	Fund	Fund Details	Status	2023 Approved	2024 Approved	2025 Approved
AA.Feridhoo	1215	Ministry of Youth, Sports & Community Empowerment	P-SPT213-002	Instal. Of Football Ground Lighting System - AA.Bodufolhudhoo	Domestic	P-GOM	New	315,000	1,470,000	315,000
								315,000	1,470,000	315,000
	1215	Ministry of Youth, Sports & Community Empowerment	P-SPT291-001	Devel. Of Childrens Park - AA.Bodufolhudhoo	Domestic	P-GOM	On-going	10,000	-	-
								10,000	-	-
	1215	Ministry of Youth, Sports & Community Empowerment	P-SPT342-001	Estab. Of Outdoor Gym - AA.Bodufolhudhoo	Domestic	P-GOM	Awarded	10,000	-	-
								10,000	-	-
	1224	Ministry of National Planning, Housing and Infrastructure	P-REC009-001	Land Reclamation - AA.Bodufolhudhoo	Domestic	P-GOM	Awarded	1,319,949	1,187,954	178,193
								1,319,949	1,187,954	178,193
	1224	Ministry of National Planning, Housing and Infrastructure	P-WAS087-001	Estab. Water & Sewerage System - AA.Bodufolhudhoo	Domestic	P-GOM	Awarded	3,068,774	3,452,371	517,856
								3,068,774	3,452,371	517,856
AA.Feridhoo	1240	Ministry of Islamic Affairs	P-MSQ007-001	Const. of Mosque - AA.Bodufolhudhoo	Domestic	P-GOM	Retention	262,676	-	-
								262,676	-	-
	1229	Ministry of Environment, Climate Change and Technology	P-MEE001-110	Estab. Water System (4 Islands) & Water Storage (25 Islands)			Retention	Expenditure details included under "At multiple islands"		
	1229	Ministry of Environment, Climate Change and Technology	P-MEE062-100	Preparing Outer Island For Sustainable Energy Devel - POISED			On-going	Expenditure details included under "At multiple islands"		
								6,079,682	6,591,958	17,784,628
AA.Maadhoo	1058	Ministry of Education	P-SCH212-001	Const. Of 4 Classroom & Multi Purpose Hall - AA.Feridhoo	Domestic	P-GOM	New	1,200,000	1,806,804	271,021
								1,200,000	1,806,804	271,021
	1163	Ministry of Health	P-HLT045-001	Health Centre Extension - AA.Feridhoo	Domestic	P-GOM	Retention	160,300	-	-
								160,300	-	-
	1215	Ministry of Youth, Sports & Community Empowerment	P-SPT311-001	Estab. Football Ground - AA.Feridhoo	Domestic	P-GOM	On-going	588,000	529,200	-
								588,000	529,200	-
	1224	Ministry of National Planning, Housing and Infrastructure	P-HBR133-001	Upgrading Harbour - AA.Feridhoo	Domestic	P-GOM	Pre-tendering	1,349,560	1,214,604	182,191
								1,349,560	1,214,604	182,191
	1224	Ministry of National Planning, Housing and Infrastructure	P-WAS027-001	Water and Sewerage System - AA.Feridhoo	Trust fund	T-MGF	On-going	2,389,822	2,688,550	17,331,416
								2,389,822	2,688,550	17,331,416
AA.Maadhoo	1276	Local Government Authority	P-LCL024-001	Estab. Of Council Office Building - AA.Feridhoo	Domestic	P-GOM	On-going	392,000	352,800	-
								392,000	352,800	-
	1229	Ministry of Environment, Climate Change and Technology	P-MEE062-100	Preparing Outer Island For Sustainable Energy Devel - POISED			On-going	Expenditure details included under "At multiple islands"		
								3,089,907	3,734,364	-
	1062	Ministry of Education	P-MOE001-069	School Building (4 Class & Multi Purp. Hall) - AA.Maadhoo	Domestic	P-GOM	On-going	462,875	416,588	-
AA.Maadhoo								462,875	416,588	-
	1163	Ministry of Health	P-HLT163-001	Extension of Health Centre - AA.Maadhoo	Domestic	P-GOM	On-going	879,497	1,758,995	-
								879,497	1,758,995	-

Island	BA	Office	Project Code	Project Name	Fund	Fund Details	Status	2023 Approved	2024 Approved	2025 Approved
AA.Himandhoo	1215	Ministry of Youth, Sports & Community Empowerment	P-SOC064-001	Devel. Of Youth Centre - AA.Maalhos	Domestic	P-GOM	On-going	128,528	115,675	-
	1215	Ministry of Youth, Sports & Community Empowerment	P-SOC108-001	Estab. of Outdoor Gym in Aa Maalhos	Domestic	P-GOM	New	60,000	40,000	-
	1215	Ministry of Youth, Sports & Community Empowerment	P-SPT161-002	Devel. Of Futsal Ground with Futsal Grass - AA.Maalhos	Domestic	P-GOM	On-going	197,029	177,326	-
	1224	Ministry of National Planning, Housing and Infrastructure	P-HTE011-127	Upgrading Harbour - AA.Maalhos	Domestic	P-GOM	On-going	957,098	861,388	-
	1264	Department of Judicial Administration	P-CRT012-001	Const. Of Magistrate Court - Multiple Islands	Domestic	P-GOM	On-going	404,880	364,392	-
	1224	Ministry of National Planning, Housing and Infrastructure	P-WAS069-001	Provision of Water Supply & Sewerage Project	Domestic	P-GOM	On-going	Expenditure details included under "At multiple islands"		
	1229	Ministry of Environment, Climate Change and Technology	P-MEE062-100	Preparing Outer Island For Sustainable Energy Devel - POISED	Domestic	P-GOM	On-going	Expenditure details included under "At multiple islands"		
								11,329,390	11,551,391	17,517,672
	1062	Ministry of Education	P-SCH068-001	School 12 Class Room & Multi Purpose Hall - AA.Himandhoo	Domestic	P-GOM	On-going	1,995,727	2,245,193	-
	1163	Ministry of Health	P-HLT187-001	Extension and Boundary wall of AA. Himandhoo Health Center	Domestic	P-GOM	New	1,100,000	-	-
	1215	Ministry of Youth, Sports & Community Empowerment	P-SOC035-001	Devel. Of Youth Centre - AA.Himandhoo	Domestic	P-GOM	Awarded	160,801	144,721	21,708
	1215	Ministry of Youth, Sports & Community Empowerment	P-SPT266-001	Estab. Of Football Ground - AA.Himandhoo	Domestic	P-GOM	On-going	229,901	206,911	-
	1215	Ministry of Youth, Sports & Community Empowerment	P-SPT266-002	Repairing Futsal Ground Boundary Wall & Fence - AA.Himandhoo	Domestic	P-GOM	On-going	269,791	539,582	-
	1215	Ministry of Youth, Sports & Community Empowerment	P-SPT329-001	Estab. Of Indoor Volley Court - AA.Himandhoo	Domestic	P-GOM	Awarded	465,920	419,328	62,899
	1224	Ministry of National Planning, Housing and Infrastructure	P-CPT078-001	AA.Himandhoo Shore protection	Domestic	P-GOM	Pre-tendering	3,064,320	3,447,360	600,000
	1224	Ministry of National Planning, Housing and Infrastructure	P-WAS057-001	Water and Sewerage Network- AA.Himandhoo	Domestic	P-GOM	On-going	3,064,320	3,447,360	600,000
1240	Ministry of Islamic Affairs		P-MSQ025-001	Construction Of Mosque - AA.Himandhoo	Trust fund	T-MGF		1,824,092	2,052,103	16,458,636
					Domestic	P-GOM	Tendering	2,218,838	2,496,193	374,429

Island	BA	Office	Project Code	Project Name	Fund	Fund Details	Status	2023		2024		2025	
								Approved		Approved		Approved	
			P-POL010-001	Establishing Of Police Stations			Awarded	Expenditure details included under "At multiple islands"					
	1027	Maldives Police Service											
	1229	Ministry of Environment, Climate Change and Technology	P-MEE001-110	Estab. Water System (4 Islands) & Water Storage (25 Islands)			Retention	Expenditure details included under "At multiple islands"					
	1229	Ministry of Environment, Climate Change and Technology	P-MEE062-100	Preparing Outer Island For Sustainable Energy Devel - POISED			On-going	Expenditure details included under "At multiple islands"					
AA.Thoddoo								15,860,922	17,638,888			2,485,286	
	1163	Ministry of Health	P-HLT046-001	Health Centre New Building - AA.Thoddoo			Tendering	8,503,149	9,566,042			1,434,906	
				Domestic		P-GOM		8,503,149	9,566,042			1,434,906	
	1215	Ministry of Youth, Sports & Community Empowerment	P-SPT095-002	Devel. Of Volley Court - AA.Thoddoo			New	465,000	400,000			65,000	
				Domestic		P-GOM		465,000	400,000			65,000	
	1215	Ministry of Youth, Sports & Community Empowerment	P-SPT271-001	Devel. Of Football Ground - AA.Thoddoo			On-going	235,243	211,719			-	
				Domestic		P-GOM		235,243	211,719			-	
	1215	Ministry of Youth, Sports & Community Empowerment	P-SPT271-002	Estab. Lighting at Football Ground - AA.Thoddoo			Pre-tendering	598,500	1,000,000			150,000	
				Domestic		P-GOM		598,500	1,000,000			150,000	
	1215	Ministry of Youth, Sports & Community Empowerment	P-SPT362-001	Devel. Of Badminton Court - AA.Thoddoo			Tendering	588,000	529,200			79,380	
				Domestic		P-GOM		588,000	529,200			79,380	
	1224	Ministry of National Planning, Housing and Infrastructure	P-CPT069-001	Coastal Protection - AA.Thoddoo			Pre-tendering	4,480,000	5,040,000			756,000	
				Domestic		P-GOM		4,480,000	5,040,000			756,000	
	1224	Ministry of National Planning, Housing and Infrastructure	P-HBR082-001	Reconstruction of Harbour - AA.Thoddoo			On-going	991,030	891,927			-	
				Domestic		P-GOM		991,030	891,927			-	
	1027	Maldives Police Service	P-POL010-001	Establishing Of Police Stations			Awarded	Expenditure details included under "At multiple islands"					
	1224	Ministry of National Planning, Housing and Infrastructure	P-WAS069-001	Provision of Water Supply & Sewerage Project			On-going	Expenditure details included under "At multiple islands"					
	1229	Ministry of Environment, Climate Change and Technology	P-MEE062-100	Preparing Outer Island For Sustainable Energy Devel - POISED			On-going	Expenditure details included under "At multiple islands"					
AA.Rasdhoo								64,687,421	37,116,601			9,924,794	
	1062	Ministry of Education	P-SCH069-001	School Building (12 Class & Multi Purp. Hall) - AA.Atoll			On-going	1,947,647	2,191,102			-	
				Domestic		P-GOM		1,947,647	2,191,102			-	
	1163	Ministry of Health	P-HLT121-001	Hospital New Building - AA.Rasdhoo			Awarded	46,260,000	7,710,000			1,156,500	
				Loan		X-KWT		46,260,000	7,710,000			1,156,500	
	1215	Ministry of Youth, Sports & Community Empowerment	P-HYS091-001	Estab. Of Futsal Ground - AA.Rasdhoo			On-going	244,604	489,209			-	
				Domestic		P-GOM		244,604	489,209			-	
	1215	Ministry of Youth, Sports & Community Empowerment	P-SPT335-001	Repairing Futsal Ground Boundary Wall & Fence - AA.Rasdhoo			On-going	198,000	396,000			-	
				Domestic		P-GOM		198,000	396,000			-	
	1224	Ministry of National Planning, Housing and Infrastructure	P-CPT024-001	Coastal Protection - AA.Rasdhoo			Pre-tendering	1,680,000	1,512,000			226,800	
				Trust fund		T-MGF		1,680,000	1,512,000			226,800	

Island	BA	Office	Project Code	Project Name	Fund	Fund Details	Status	2023 Approved	2024 Approved	2025 Approved
	1224	Ministry of National Planning, Housing and Infrastructure	P-HOU041-001	Const. Of 50 Housing units - AA.Rasdhoo	Domestic	P-GOM	Tendering	9,252,000	19,275,000	7,710,000
								9,252,000	19,275,000	7,710,000
	1224	Ministry of National Planning, Housing and Infrastructure	P-HTE011-141	Completion of Breakwater - AA.Rasdhoo	Domestic	P-GOM	Pre-tendering	4,927,369	5,543,290	831,494
								4,927,369	5,543,290	831,494
	1224	Ministry of National Planning, Housing and Infrastructure	P-SAN037-001	Upg. Sewerage System - AA.Rasdhoo	Domestic	P-GOM	Retention	177,801	-	-
								177,801	-	-
	1233	Ministry of Fisheries, Marine Resources and Agriculture	P-FSU04-001	Fisheries Sector Development Project	Domestic	P-GOM	On-going	Expenditure details included under "At multiple islands"	-	-
AA.Ukkuhas								30,396,520	35,111,840	17,555,158
	1058	Ministry of Education	P-SCH111-003	Const. of 4 Classroom - AA.Ukkuhas	Domestic	P-GOM	Pre-tendering	2,324,510	2,615,074	392,261
								2,324,510	2,615,074	392,261
	1062	Ministry of Education	P-SCH111-002	School Building (12 Classroom) - AA.Ukkuhas	Domestic	P-GOM	On-going	1,975,396	2,222,321	-
								1,975,396	2,222,321	-
	1163	Ministry of Health	P-HLT044-001	Health Centre Extension - AA.Ukkuhas	Domestic	P-GOM	Pre-tendering	4,280,942	4,816,060	722,409
								4,280,942	4,816,060	722,409
	1163	Ministry of Health	P-HLT101-001	Establishing Zone 3 Management Centre - AA.Ukkuhas	Domestic	P-GOM	Pre-tendering	500,000	1,000,000	150,000
	1215	Ministry of Youth, Sports & Community Empowerment	P-SOC034-001	Devel. Of Youth Centre - AA.Ukkuhas	Domestic	P-GOM	Pre-tendering	247,800	223,020	590,000
								247,800	223,020	590,000
	1215	Ministry of Youth, Sports & Community Empowerment	P-SPT160-001	Estab. Lighting at Football Ground - AA.Ukkuhas	Domestic	P-GOM	On-going	194,870	900,000	-
								194,870	900,000	-
	1224	Ministry of National Planning, Housing and Infrastructure	P-HBR081-001	Devel. Breakwater at Ferry Terminal - AA.Ukkuhas	Domestic	P-GOM	On-going	652,274	587,046	-
								652,274	587,046	-
	1224	Ministry of National Planning, Housing and Infrastructure	P-HBR120-001	Upgrading Old Harbour - AA.Ukkuhas	Domestic	P-GOM	On-going	3,332,121	3,748,636	-
	1224	Ministry of National Planning, Housing and Infrastructure	P-REC008-001	Land Reclamation - AA.Ukkuhas	Domestic	P-GOM	On-going	10,544,927	11,863,043	12,750,488
								10,544,927	11,863,043	12,750,488
	1224	Ministry of National Planning, Housing and Infrastructure	P-ROD050-001	Developing Roads - AA.Ukkuhas	Domestic	P-GOM	Awarded	6,343,680	7,136,640	2,950,000
								6,343,680	7,136,640	2,950,000
	1027	Maldives Police Service	P-POL010-001	Establishing Of Police Stations	Domestic	P-GOM	Awarded	Expenditure details included under "At multiple islands"	-	-
	1229	Ministry of Environment, Climate Change and Technology	P-MEE062-100	Preparing Outer Island For Sustainable Energy Devel	Domestic	P-GOM	On-going	Expenditure details included under "At multiple islands"	-	-
Adh. Fenfushi								6,836,338	7,083,368	-
	1062	Ministry of Education	P-SCH072-001	School Building (4 Class Room) - Adh. Fenfushi	Domestic	P-GOM	Retention	231,635	-	-
								231,635	-	-
								-	-	-

Island	BA	Office	Project Code	Project Name	Fund	Fund Details	Status	2023 Approved	2024 Approved	2025 Approved
1163	Ministry of Health		P-HLT194-001	Health Centre extension building (lab room) - Adh.Fenfushi	Domestic	P-GOM	New	300,000	200,000	-
								300,000	200,000	-
1215	Ministry of Youth, Sports & Community Empowerment		P-SPT006-001	Recla & Dev. Football Ground -Fenfushi	Domestic	P-GOM	On-going	221,488	199,339	-
								221,488	199,339	-
1224	Ministry of National Planning, Housing and Infrastructure		P-HBR083-001	Upgrading Harbour - Adh.Fenfushi	Domestic	P-GOM	On-going	709,282	638,354	-
								709,282	638,354	-
1224	Ministry of National Planning, Housing and Infrastructure		P-SAN010-001	Estab. Sewerage System - Adh.Fenfushi	Trust fund	T-MGF	On-going	3,108,877	3,497,487	-
								3,108,877	3,497,487	-
1224	Ministry of National Planning, Housing and Infrastructure		P-WAT032-001	A Dh Fenfushi Water Supply System	Domestic	P-GOM	On-going	2,265,056	2,548,188	-
								2,265,056	2,548,188	-
1229	Ministry of Environment, Climate Change and Technology		P-MEE062-100	Preparing Outer Island For Sustainable Energy Devel - POISED			On-going	Expenditure details included under "At multiple islands"		
Adh. Maamingili								7,001,128	7,181,041	2,016,637
1062	Ministry of Education		P-SCH071-001	School New Building (Class, AV Room & Hall) - Adh.Atoll	Domestic	P-GOM	Awarded	1,567,680	1,410,912	211,637
								1,567,680	1,410,912	211,637
1163	Ministry of Health		P-HLT122-001	Hospital New Building - Adh.Maamingili	Loan	X-KWT	Tendering	2,200,000	330,000	-
								2,200,000	330,000	-
1215	Ministry of Youth, Sports & Community Empowerment		P-SOC088-001	Devel. Of Youth Centre - Adh.Maamingili	Domestic	P-GOM	New	500,000	1,875,000	125,000
								500,000	1,875,000	125,000
1215	Ministry of Youth, Sports & Community Empowerment		P-SPT065-001	Devel. Of Football Ground - Adh.Maamingili	Domestic	P-GOM	Pre-tendering	560,000	1,120,000	1,680,000
								560,000	1,120,000	1,680,000
1224	Ministry of National Planning, Housing and Infrastructure		P-RDD044-001	Developing Roads - Adh. Maamingili	Domestic	P-GOM	On-going	2,173,448	2,445,129	-
								2,173,448	2,445,129	-
1027	Maldives Police Service		P-POL010-001	Establishing Of Police Stations			Awarded	Expenditure details included under "At multiple islands"		
Adh. Hangaameedhoo								4,035,298	1,632,204	116,959
1163	Ministry of Health		P-HLT188-001	Extension of Adh. Hangaameedhoo Health Center	Domestic	P-GOM	New	1,100,000	-	-
								1,100,000	-	-
1224	Ministry of National Planning, Housing and Infrastructure		P-HBR049-001	Harbor Upgrading - Adh. Hangaameedhoo	Domestic	P-GOM	On-going	542,314	488,082	-
								542,314	488,082	-
1224	Ministry of National Planning, Housing and Infrastructure		P-MEE103-001	Estab. Water System - Adh.Hanyaameedhoo	Trust fund	T-MGF	Retention	757,816	-	-
								757,816	-	-
1224	Ministry of National Planning, Housing and Infrastructure		P-WAS065-001	Estab. Sewerage System - Adh.Hangaameedhoo	Trust fund	T-MGF	Retention	363,921	-	-
								363,921	-	-

Island	BA	Office	Project Code	Project Name	Fund	Fund Details	Status	2023 Approved	2024 Approved	2025 Approved
	1264	Department of Judicial Administration	P-CRT014-001	Const. Of Magistrate Court - Multiple Islands	Domestic	P-GOM	On-going	404,880	364,392	-
								404,880	364,392	-
	1276	Local Government Authority	P-LCL018-001	Construction Of Council Office - Adh. Hanyaaheedhoo	Domestic	P-GOM	Awarded	866,367	779,730	116,959
								866,367	779,730	116,959
Adh. Kuruburudhoo	1229	Ministry of Environment, Climate Change and Technology	P-MEE062-100	Preparing Outer Island For Sustainable Energy Devel - POISED			On-going	Expenditure details included under "At multiple islands"		
								2,693,999	2,842,600	11,379,376
	1215	Ministry of Youth, Sports & Community Empowerment	P-SPT097-001	Estab. Of Futsal Ground - Adh. Kunburudhoo	Domestic	P-GOM	On-going	380,000	760,000	-
								380,000	760,000	-
	1224	Ministry of National Planning, Housing and Infrastructure	P-CPT051-001	Coastal Protection - Adh. Kunburudhoo	Trust fund	T-MGF	Awarded	730,906	657,816	98,672
								730,906	657,816	98,672
	1224	Ministry of National Planning, Housing and Infrastructure	P-WAS031-001	Water and Sewerage System - Kunburudhoo	Trust fund	T-MGF	On-going	1,583,093	1,424,784	11,280,704
								1,583,093	1,424,784	11,280,704
Adh. Mahibadhoo	1163	Ministry of Health	P-HLT090-001	Construction Of Portico And Garage For Health Centres			Pre-tendering	Expenditure details included under "At multiple islands"		
	1229	Ministry of Environment, Climate Change and Technology	P-MEE001-110	Estab. Water System (4 Islands) & Water Storage (25 Islands)			Retention	Expenditure details included under "At multiple islands"		
	1229	Ministry of Environment, Climate Change and Technology	P-MEE062-100	Preparing Outer Island For Sustainable Energy Devel - POISED			On-going	Expenditure details included under "At multiple islands"		
								5,356,800	8,582,000	2,040,000
	1163	Ministry of Health	P-HLT175-001	New Hospital building of ADH. Atoll Hospital	Domestic	P-GOM	New	4,000,000	-	-
								4,000,000	-	-
	1224	Ministry of National Planning, Housing and Infrastructure	P-CPT037-001	Coastal Protection - Adh. Mahibadhoo	Trust fund	T-MGF	On-going	100,800	201,600	-
								100,800	201,600	-
	1224	Ministry of National Planning, Housing and Infrastructure	P-REC032-001	Land Reclamation - Adh. Mahibadhoo	Domestic	P-GOM	New	500,000	7,500,000	2,000,000
								500,000	7,500,000	2,000,000
	1224	Ministry of National Planning, Housing and Infrastructure	P-R00027-001	Road Construction - Adh. Mahibadhoo	Domestic	P-GOM	Pre-tendering	756,000	880,400	40,000
								756,000	880,400	40,000
Adh. Onadhoo	1229	Ministry of Environment, Climate Change and Technology	P-MEE062-100	Preparing Outer Island For Sustainable Energy Devel - POISED			On-going	Expenditure details included under "At multiple islands"		
	1233	Ministry of Fisheries, Marine Resources and Agriculture	P-MFA009-004	Maldives Sustainable Fisheries Development Project			On-going	Expenditure details included under "At multiple islands"		
								17,544,676	17,178,992	3,588,156
	1163	Ministry of Health	P-HLT144-001	Upgrading Health Centre - Adh. Onadhoo	Domestic	P-GOM	Pre-tendering	1,202,900	811,958	121,794
								1,202,900	811,958	121,794
	1163	Ministry of Health	P-HLT180-001	ADH. Onadhoo New Health Center Building	Domestic	P-GOM	New	2,100,000	900,000	-
								2,100,000	900,000	-

Island	BA	Office	Project Code	Project Name	Fund	Fund Details	Status	2023 Approved	2024 Approved	2025 Approved
Adh. Mandhoo	1224	Ministry of National Planning, Housing and Infrastructure	P-SPT003-001	Coastal Protection - Adh.Omadhoo	Trust fund	T-MGF	Tendering	3,591,703	4,040,666	606,100
								3,591,703	4,040,666	606,100
	1224	Ministry of National Planning, Housing and Infrastructure	P-HBR122-001	Upgrading Harbour - Adh.Omadhoo			Pre-tendering	3,876,733	4,361,325	2,860,262
								3,876,733	4,361,325	2,860,262
Adh. Mandhoo	1224	Ministry of National Planning, Housing and Infrastructure	P-WAS004-001	Estab. Sewerage System - Adh.Omadhoo	Domestic	P-GOM	Retention	493,302	-	-
								493,302	-	-
	1224	Ministry of National Planning, Housing and Infrastructure	P-WAT015-001	Water Supply System- Adh.Omadhoo	Trust fund	T-MGF	On-going	6,280,038	7,065,043	-
								6,280,038	7,065,043	-
Adh. Mandhoo	1233	Ministry of Fisheries, Marine Resources and Agriculture	P-MFA009-004	Maldives Sustainable Fisheries Development Project	Trust fund	T-MGF	On-going	Expenditure details included under "At multiple islands"		
								2,170,920	2,345,421	2,500,000
	1058	Ministry of Education	P-SCH194-001	Const. of Adh.Mandhoo 06 Classrooms	Domestic	P-GOM	New	573,750	1,426,250	2,500,000
								573,750	1,426,250	2,500,000
Adh. Dhan'gethi	1163	Ministry of Health	P-PLT088-001	Upgrading Health Centre - Adh.Mandhoo	Domestic	P-GOM	Retention	575,869	-	-
								575,869	-	-
	1215	Ministry of Youth, Sports & Community Empowerment	P-SPT312-001	Estab. Football Ground - Adh.Mandhoo	Domestic	P-GOM	On-going	393,675	354,307	-
								393,675	354,307	-
Adh. Dhan'gethi	1224	Ministry of National Planning, Housing and Infrastructure	P-HBR021-001	Habour Construction - Adh.Mandhoo	Domestic	P-GOM	On-going	627,626	564,864	-
								627,626	564,864	-
	1229	Ministry of Environment, Climate Change and Technology	P-MEE062-100	Preparing Outer Island For Sustainable Energy Devel - POISED			On-going	Expenditure details included under "At multiple islands"		
								9,309,978	4,111,849	291,491
Adh. Dhan'gethi	1058	Ministry of Education	P-SCH152-001	Const. of Multi Purpose Hall - Adh.Dhangethi	Domestic	P-GOM	Pre-tendering	456,886	411,197	61,680
								456,886	411,197	61,680
	1058	Ministry of Education	P-SCH167-001	Upgr. Of School - Adh.Dhangethi	Domestic	P-GOM	Pre-tendering	571,107	513,996	77,099
								571,107	513,996	77,099
Adh. Dhan'gethi	1163	Ministry of Health	P-MOH047-001	Upgrading Health Centre - Adh.Dhangethi	Domestic	P-GOM	Retention	195,222	-	-
								195,222	-	-
	1224	Ministry of National Planning, Housing and Infrastructure	P-PT1070-001	Coastal Protection - Adh.Dhangethi	Domestic	P-GOM	Pre-tendering	537,600	967,680	145,152
								537,600	967,680	145,152
Adh. Dhan'gethi	1224	Ministry of National Planning, Housing and Infrastructure	P-HBR135-001	Exten. of harbor & Ease of Acc. to Quay Wall - Adh.Dhangethi	Domestic	P-GOM	Pre-tendering	400,000	50,400	7,560
								400,000	50,400	7,560
	1224	Ministry of National Planning, Housing and Infrastructure	P-WAT029-001	Adh. Dhangethi Water Supply System	Trust fund	T-MGF	On-going	393,876	255,488	-
								393,876	255,488	-

Island	BA	Office	Project Code	Project Name	Fund	Fund Details	Status	2023 Approved	2024 Approved	2025 Approved
	1240	Ministry of Islamic Affairs	P-MS0014-001	Construction of Mosque - Adh. Dhangethi	Grant	X-KSA	Retention	378,327	-	-
								378,327	-	-
	1532	Ministry of Arts, Culture and Heritage	P-CLT004-001	Establishment of Cultural centre-Adh.Dhangethi			Pre-tendering	6,376,960	1,913,088	-
					Grant	D-IND		6,376,960	1,913,088	-
	1027	Maldives Police Service	P-POL010-001	Establishing Of Police Stations			Awarded	Expenditure details included under "At multiple islands"		
1224	Ministry of National Planning, Housing and Infrastructure	P-WAS069-001	Provision of Water Supply & Sewerage Project				On-going	Expenditure details included under "At multiple islands"		
1229	Ministry of Environment, Climate Change and Technology	P-MEE062-100	Preparing Outer Island For Sustainable Energy Devel - POISED				On-going	Expenditure details included under "At multiple islands"		
1233	Ministry of Fisheries, Marine Resources and Agriculture	P-MFA009-004	Maldives Sustainable Fisheries Development Project				On-going	Expenditure details included under "At multiple islands"		
Adh. Dhigurah								12,778,508	14,524,017	2,056,675
1058	Ministry of Education	P-SCH145-001	Const. of 3 Storey Building - Adh.Dhigurah				Pre-tendering	1,827,543	2,055,986	308,398
				Domestic	P-GOM			1,827,543	2,055,986	308,398
1163	Ministry of Health	P-HLT021-001	Purch. Lab Equipment - Adh.Dhigurah				On-going	214,415	428,830	-
				Domestic	P-GOM			214,415	428,830	-
1215	Ministry of Youth, Sports & Community Empowerment	P-SOC076-001	Development of Youth Centre - Adh.Dhigurah				Awarded	660,000	990,000	148,500
				Grant	D-IND			660,000	990,000	148,500
1224	Ministry of National Planning, Housing and Infrastructure	P-CPT052-001	Coastal Protection - Adh.Dhigurah				Pre-tendering	848,495	763,645	114,547
				Trust fund	T-MGF			848,495	763,645	114,547
1224	Ministry of National Planning, Housing and Infrastructure	P-HBR121-001	Upgrading Harbour - Adh.Dhigurah				Awarded	8,801,363	9,901,533	1,485,230
				Domestic	P-GOM			8,801,363	9,901,533	1,485,230
1240	Ministry of Islamic Affairs	P-MSQ022-001	Construction Of Mosque - Adh.Dhigurah				On-going	426,692	384,023	-
				Domestic	P-GOM			426,692	384,023	-
1224	Ministry of National Planning, Housing and Infrastructure	P-WAS069-001	Provision of Water Supply & Sewerage Project				On-going	Expenditure details included under "At multiple islands"		
1229	Ministry of Environment, Climate Change and Technology	P-MEE062-100	Preparing Outer Island For Sustainable Energy Devel - POISED				On-going	Expenditure details included under "At multiple islands"		
1233	Ministry of Fisheries, Marine Resources and Agriculture	P-MFA009-004	Maldives Sustainable Fisheries Development Project				On-going	Expenditure details included under "At multiple islands"		
Adh. Dhiddhoo								5,821,893	4,699,629	-
1224	Ministry of National Planning, Housing and Infrastructure	P-HBR051-002	Const. of Entrance Channel - Adh. Dhiddhoo				New	2,000,000	400,000	-
				Domestic	P-GOM			2,000,000	400,000	-
1224	Ministry of National Planning, Housing and Infrastructure	P-WAS030-001	Water and Sewerage System - Adh.Dhiddhoo				On-going	3,821,893	4,299,629	-
				Trust fund	T-MGF			3,821,893	4,299,629	-
V. Fulidhoo								9,698,770	36,935,731	2,147,942
1062	Ministry of Education	P-SCH116-001	School Building (Multi Purp. Hall) - V.Fulidhoo				On-going	890,929	801,836	-
				Domestic	P-GOM			890,929	801,836	-

Island	BA	Office	Project Code	Project Name	Fund	Fund Details	Status	2023	2024	2025
								Approved	Approved	Approved
V. Thinaadhoo	1163	Ministry of Health	P-HLT189-001	Extension and Accommodation of V. Felidhoo Health Center	Domestic	P-GOM	New	1,100,000	-	-
								1,100,000	-	-
	1215	Ministry of Youth, Sports & Community Empowerment	P-SPT285-001	Dev. Of Volley Court - V. Felidhoo	Domestic	P-GOM	Awarded	243,012	486,025	72,904
								243,012	486,025	72,904
	1224	Ministry of National Planning, Housing and Infrastructure	P-CPT038-001	Coastal Protection - V. Felidhoo	Trust fund	T-MGF	On-going	1,908,993	2,147,617	-
								1,908,993	2,147,617	-
	1224	Ministry of National Planning, Housing and Infrastructure	P-HBR144-001	Developing Harbour - V. Felidhoo	Domestic	P-GOM	New	5,000,000	33,000,000	2,000,000
							5,000,000	33,000,000	2,000,000	
V. Felidhoo	1224	Ministry of National Planning, Housing and Infrastructure	P-TRN008-001	Ease of access to Harbour - V. Felidhoo	Domestic	P-GOM	Pre-tendering	555,836	500,253	75,038
								555,836	500,253	75,038
	1224	Ministry of National Planning, Housing and Infrastructure	P-WAS069-001	Provision of Water Supply & Sewerage Project			On-going	Expenditure details included under "At multiple islands"		
	1229	Ministry of Environment, Climate Change and Technology	P-MEE062-100	Preparing Outer Island For Sustainable Energy Devel. - POISED			On-going	Expenditure details included under "At multiple islands"		
								3,534,084	3,975,844	2,410,530
	1224	Ministry of National Planning, Housing and Infrastructure	P-HBR084-001	Upgrading Harbour - V. Thinaadhoo	Domestic	P-GOM	Tendering	3,534,084	3,975,844	2,410,530
								3,534,084	3,975,844	2,410,530
V. Felidhoo	1224	Ministry of National Planning, Housing and Infrastructure	P-WAS069-001	Provision of Water Supply & Sewerage Project			On-going	Expenditure details included under "At multiple islands"		
								61,781,956	16,528,133	2,363,908
	1062	Ministry of Education	P-SCH019-001	Multi Purpose Hall - V. Felidhoo	Domestic	P-GOM	On-going	384,373	768,746	-
								384,373	768,746	-
	1163	Ministry of Health	P-HLT136-001	Hospital New Building - V. Felidhoo	Loan	X-KWT	Tendering	57,825,000	11,565,000	1,734,750
								57,825,000	11,565,000	1,734,750
	1215	Ministry of Youth, Sports & Community Empowerment	P-SPT243-001	Dev. Of Volley Court - V. Felidhoo	Domestic	P-GOM	Awarded	263,263	526,527	78,979
							263,263	526,527	78,979	
	1215	Ministry of Youth, Sports & Community Empowerment	P-SPT319-001	Estab. Football Ground - V. Felidhoo	Domestic	P-GOM	Pre-tendering	245,000	220,500	33,075
								245,000	220,500	33,075
	1224	Ministry of National Planning, Housing and Infrastructure	P-CPT039-001	Coastal Protection - V. Felidhoo	Trust fund	T-MGF	Pre-tendering	3,064,320	3,447,360	517,104
								3,064,320	3,447,360	517,104
	1027	Maldives Police Service	P-POL010-001	Establishing Of Police Stations			Awarded	Expenditure details included under "At multiple islands"		
	1224	Ministry of National Planning, Housing and Infrastructure	P-WAS069-001	Provision of Water Supply & Sewerage Project			On-going	Expenditure details included under "At multiple islands"		
	1229	Ministry of Environment, Climate Change and Technology	P-MEE062-100	Preparing Outer Island For Sustainable Energy Devel. - POISED			On-going	Expenditure details included under "At multiple islands"		

Island	BA	Office	Project Code	Project Name	Fund	Fund Details	Status	2023 Approved	2024 Approved	2025 Approved
V.Keyodhoo										
1058	Ministry of Education		P-SCH020-002	Const. of 04 Storey Building at V.Keyodhoo School	Domestic	P-GOM	New	13,838,133	16,052,423	1,084,759
								1,560,000	2,240,000	200,000
								1,560,000	2,240,000	200,000
								373,470	746,940	-
								373,470	746,940	-
1062	Ministry of Education		P-SCH020-001	Multi Purpose Hall - V. Keyodhoo	Domestic	P-GOM	On-going	373,470	746,940	-
1062	Ministry of Education		P-SCH121-001	School 2 Storey Building - V.Keyodhoo	Domestic	P-GOM	On-going	222,863	-	-
1163	Ministry of Health		P-HLT120-001	Health Centre New Building - V.Keyodhoo	Domestic	P-GOM	Pre-tendering	222,863	-	-
1215	Ministry of Youth, Sports & Community Empowerment		P-SPT098-001	Devel. Of Football Ground - V.Keyodhoo	Domestic	P-GOM	Retention	601,450	541,305	81,196
								601,450	541,305	81,196
1215	Ministry of Youth, Sports & Community Empowerment		P-SPT098-001	Devel. Of Football Ground - V.Keyodhoo	Domestic	P-GOM	Retention	149,460	-	-
								149,460	-	-
1215	Ministry of Youth, Sports & Community Empowerment		P-SPT242-001	Dev. Of Volley Court - V. Keyodhoo	Domestic	P-GOM	Awarded	259,344	518,688	77,803
								259,344	518,688	77,803
1224	Ministry of National Planning, Housing and Infrastructure		P-CPT081-001	Coastal Protection - V.Keyodhoo	Domestic	P-GOM	Pre-tendering	4,300,800	4,838,400	725,760
								4,300,800	4,838,400	725,760
1224	Ministry of National Planning, Housing and Infrastructure		P-WAS035-001	Water and Sewerage System - V.Keyodhoo	Trust fund	T-MGF	On-going	6,370,746	7,167,090	-
								6,370,746	7,167,090	-
1229	Ministry of Environment, Climate Change and Technology		P-MEE062-100	Preparing Outer Island For Sustainable Energy Devel - POISED			On-going	Expenditure details included under "At multiple islands"		
								6,328,378	6,745,795	1,011,869
V.Rakeedhoo										
1163	Ministry of Health		P-HLT161-001	Upgrading Health Centre (Boundary Wall) - V.Rakeedhoo	Domestic	P-GOM	Tendering	263,299	236,969	35,545
								263,299	236,969	35,545
1215	Ministry of Youth, Sports & Community Empowerment		P-SPT304-001	Devel. Of Childrens Park - V.Rakeedhoo	Domestic	P-GOM	On-going	10,000	-	-
								10,000	-	-
1224	Ministry of National Planning, Housing and Infrastructure		P-CPT060-001	Coastal Protection - V.Rakeedhoo	Trust fund	T-MGF	Retention	320,759	-	-
								320,759	-	-
1224	Ministry of National Planning, Housing and Infrastructure		P-HBR022-001	Construction of T-Jetty - V.Rakeedhoo	Domestic	P-GOM	Retention	250,000	-	-
								250,000	-	-
1224	Ministry of National Planning, Housing and Infrastructure		P-HBR105-001	Development Of Slipway - V.Rakeedhoo	Domestic	P-GOM	Pre-tendering	350,000	800,000	120,000
								350,000	800,000	120,000
1224	Ministry of National Planning, Housing and Infrastructure		P-WAS073-001	Establishing Water & Sewerage System - V.Rakeedhoo	Trust fund	T-MGF	Awarded	4,835,280	5,439,690	815,954
								4,835,280	5,439,690	815,954

Island	BA	Office	Project Code	Project Name	Fund	Fund Details	Status	2023 Approved	2024 Approved	2025 Approved
	1276	Local Government Authority	PLCL012-001	Construction Of Council Office - V.Rakeedhoo	Domestic	P-GOM	Pre-tendering	299,040	269,136	40,370
								299,040	269,136	40,370
	1163	Ministry of Health	P-HLT090-001	Construction Of Portico And Garage For Health Centres			Pre-tendering	Expenditure details included under "At multiple islands"		
								9,758,004	19,047,203	6,115,000
M.Raiymandhoo										
	1215	Ministry of Youth, Sports & Community Empowerment	P-SPT381-001	Estab. of Futsal Ground in M.Raiymandhoo	Domestic	P-GOM	On-going	300,000	3,100,000	3,100,000
								300,000	3,100,000	3,100,000
	1224	Ministry of National Planning, Housing and Infrastructure	P-HBR141-001	Developing Harbour and Coastal protection - M.Raiymandhoo	Domestic	P-GOM	New	7,000,000	13,735,000	3,015,000
								7,000,000	13,735,000	3,015,000
	1224	Ministry of National Planning, Housing and Infrastructure	P-WAS072-001	Establishing Water & Sewerage System - M.Raiymandhoo	Domestic	P-GOM	On-going	1,741,204	1,567,083	-
								1,741,204	1,567,083	-
	1276	Local Government Authority	PLCL019-001	Construction Of Council Office - M.Raiymandhoo	Domestic	P-GOM	On-going	716,800	645,120	-
								716,800	645,120	-
	1163	Ministry of Health	P-HLT090-001	Construction Of Portico And Garage For Health Centres			Pre-tendering	Expenditure details included under "At multiple islands"		
								Expenditure details included under "At multiple islands"		
	1229	Ministry of Environment, Climate Change and Technology	P-MEE001-110	Estab. Water System (4 Islands) & Water Storage (25 Islands)			Retention	Expenditure details included under "At multiple islands"		
								Expenditure details included under "At multiple islands"		
	1229	Ministry of Environment, Climate Change and Technology	P-MEE062-100	Preparing Outer Island For Sustainable Energy Devel - POISED			On-going	Expenditure details included under "At multiple islands"		
								4,684,999	4,959,583	272,493
M.Veyvah										
	1058	Ministry of Education	P-SCH140-001	Const. of 01 Classroom - M.Veyvah	Domestic	P-GOM	Pre-tendering	342,664	308,398	46,260
								342,664	308,398	46,260
	1215	Ministry of Youth, Sports & Community Empowerment	P-SPT163-002	Devel. Of Football Ground - M.Veyvah	Domestic	P-GOM	New	1,675,800	1,508,220	226,233
								1,675,800	1,508,220	226,233
	1215	Ministry of Youth, Sports & Community Empowerment	P-SPT198-001	Devel. Of Outdoor Gym - M. Veyvah	Domestic	P-GOM	Tendering	75,000	-	-
								75,000	-	-
	1224	Ministry of National Planning, Housing and Infrastructure	P-WAS088-001	Estab. Water & Sewerage System - M.Veyvah	Domestic	P-GOM	On-going	2,331,525	2,622,965	-
								2,331,525	2,622,965	-
	1264	Department of Judicial Administration	P-CRT006-001	Construction Of Magistrate Court - M.Veyvah	Domestic	P-GOM	On-going	260,000	520,000	-
								260,000	520,000	-
	1229	Ministry of Environment, Climate Change and Technology	P-MEE001-110	Estab. Water System (4 Islands) & Water Storage (25 Islands)			Retention	Expenditure details included under "At multiple islands"		
								Expenditure details included under "At multiple islands"		
	1229	Ministry of Environment, Climate Change and Technology	P-MEE062-100	Preparing Outer Island For Sustainable Energy Devel - POISED			On-going	Expenditure details included under "At multiple islands"		
								36,230,445	38,880,246	8,077,395
M.Muli										
	1013	Maldives National Defence Force	P-HOU016-001	MNDF Accomodation building - M.Muli	Domestic	P-GOM	Pre-tendering	360,000	720,000	951,885
								360,000	720,000	951,885

Island	BA	Office	Project Code	Project Name	Fund	Fund Details	Status	2023 Approved	2024 Approved	2025 Approved
M.Dhiggaru	1058	Ministry of Education	P-SCH201-001	Const. of 03 Storey Building at M.AEC(Muli)	Domestic	P-GOM	New	750,000	2,000,000	2,250,000
								750,000	2,000,000	2,250,000
	1163	Ministry of Health	P-HLT138-001	Regional Hospital Extension - M.Muli	Domestic	P-GOM	Tendering	593,221	533,899	80,085
								593,221	533,899	80,085
	1163	Ministry of Health	P-HLT177-001	Extension of Mulee Regional Hospital	Domestic	P-GOM	New	3,000,000	-	-
								3,000,000	-	-
	1215	Ministry of Youth, Sports & Community Empowerment	P-SPT437-001	Devel. Of Football Ground - M. Muli	Domestic	P-GOM	New	1,200,000	1,508,220	226,233
								1,200,000	1,508,220	226,233
	1224	Ministry of National Planning, Housing and Infrastructure	P-AIR003-001	Development of Airport - M. Muli	Domestic	P-GOM	On-going	23,246,455	26,152,262	-
								23,246,455	26,152,262	-
1224	Ministry of National Planning, Housing and Infrastructure	P-CPT057-001	Coastal Protection - M. Muli	Trust fund	T-MGF	Pre-tendering	2,419,200	2,721,600	408,240	
1224	Ministry of National Planning, Housing and Infrastructure	P-HBR085-001	Reconstruction of Harbour - M. Muli	Domestic	P-GOM	Pre-tendering	4,661,569	5,244,265	4,160,952	
							4,661,569	5,244,265	4,160,952	
1027	Maldives Police Service	P-POL010-001	Establishing Of Police Stations			Awarded	Expenditure details included under "At multiple islands"			
1224	Ministry of National Planning, Housing and Infrastructure	P-R00004-001	Est.Causeway - M.Muli/M.Naalaafushi			Awarded	Expenditure details included under "At multiple islands"			
1224	Ministry of National Planning, Housing and Infrastructure	P-WAS069-001	Provision of Water Supply & Sewerage Project			On-going	Expenditure details included under "At multiple islands"			
1229	Ministry of Environment, Climate Change and Technology	P-MEE001-114	Maldives Clean Environment Project			On-going	Expenditure details included under "At multiple islands"			
1229	Ministry of Environment, Climate Change and Technology	P-MEE062-100	Preparing Outer Island For Sustainable Energy Devel - POISED			On-going	Expenditure details included under "At multiple islands"			
1229	Ministry of Environment, Climate Change and Technology	P-WST035-001	Estab. Syst. For Bio-Treatment Of Orgnc. Waste Zones 4 & 5			Pre-tendering	Expenditure details included under "At multiple islands"			
							19,878,082	30,028,054	3,920,415	
1058	Ministry of Education	P-SCH170-001	Upgr. Of School - M.Dhiggaru	Domestic	P-GOM	Pre-tendering	1,827,543	2,055,986	308,398	
							1,827,543	2,055,986	308,398	
1058	Ministry of Education	P-SCH170-002	Const. of Multipurpose hall at M.Dhiggaru school.	Domestic	P-GOM	New	2,400,000	7,680,000	1,920,000	
							2,400,000	7,680,000	1,920,000	
1163	Ministry of Health	P-HLT110-001	Health Centre Extension - M.Dhiggaru	Domestic	P-GOM	On-going	125,169	112,652	-	
							125,169	112,652	-	
1215	Ministry of Youth, Sports & Community Empowerment	P-SOC109-001	Devel. of Outdoor Gym in M. Dhiggaru	Domestic	P-GOM	New	60,000	40,000	-	
							60,000	40,000	-	
1215	Ministry of Youth, Sports & Community Empowerment	P-SPT007-001	Estab. of Football Ground in M. Dhiggaru	Domestic	P-GOM	New	100,000	75,000	75,000	
							100,000	75,000	75,000	
1215	Ministry of Youth, Sports & Community Empowerment	P-SPT067-001	Devel. Of Football Ground - M. Dhiggaru	Domestic	P-GOM	On-going	221,279	442,559	-	
							221,279	442,559	-	

Island	BA	Office	Project Code	Project Name	Fund	Fund Details	Status	2023 Approved	2024 Approved	2025 Approved
	1215	Ministry of Youth, Sports & Community Empowerment	P-SPT241-001	Dev. Of Volley Court - M. Dhiggaru	Domestic	P-GOM	On-going	259,344	518,688	-
								259,344	518,688	-
	1224	Ministry of National Planning, Housing and Infrastructure	P-CPT004-001	Coastal Protection - M.Dhiggaru	Trust fund	T-MGF	On-going	2,789,502	3,138,190	-
								2,789,502	3,138,190	-
	1224	Ministry of National Planning, Housing and Infrastructure	P-HBR086-001	Upgrading Harbour - M.Dhiggaru	Domestic	P-GOM	New	5,000,000	10,780,113	1,617,017
								5,000,000	10,780,113	1,617,017
	1224	Ministry of National Planning, Housing and Infrastructure	P-HTE011-029	Land Reclamation - M.Dhiggaru	Domestic	P-GOM	On-going	4,146,170	4,664,441	-
								4,146,170	4,664,441	-
	1229	Ministry of Environment, Climate Change and Technology	P-WST042-001	Estab. of WRMC - M.Dhiggaru	Trust fund	T-MGF	New	2,949,075	520,425	-
								2,949,075	520,425	-
M.Maduvaru	1229	Ministry of Environment, Climate Change and Technology	P-MEE001-110	Estab. Water System (4 Islands) & Water Storage (25 Islands)			Retention	Expenditure details included under "At multiple islands"		
	1229	Ministry of Environment, Climate Change and Technology	P-MEE062-100	Preparing Outer Island For Sustainable Energy Devel - POISED			On-going	Expenditure details included under "At multiple islands"		
								16,480,218	18,174,805	3,437,990
	1058	Ministry of Education	P-SCH178-001	Const. of 2 Classroom & Godown - M.Maduvaru	Domestic	P-GOM	On-going	532,000	478,800	-
								532,000	478,800	-
	1163	Ministry of Health	P-HLT152-001	Upgrading Health Centre (Boundary Wall) - M.Maduvaru	Domestic	P-GOM	On-going	1,092,179	982,961	-
								1,092,179	982,961	-
	1224	Ministry of National Planning, Housing and Infrastructure	P-CPT056-001	Coastal Protection - M.Maduvaru	Trust fund	T-MGF	Pre-tendering	1,792,000	2,016,000	302,400
								1,792,000	2,016,000	302,400
	1224	Ministry of National Planning, Housing and Infrastructure	P-HBR097-002	Developing Harbour - M.Maduvaru	Domestic	P-GOM	Awarded	13,064,039	14,697,044	3,135,590
								13,064,039	14,697,044	3,135,590
	1224	Ministry of National Planning, Housing and Infrastructure	P-WAS069-001	Provision of Water Supply & Sewerage Project			On-going	Expenditure details included under "At multiple islands"		
	1229	Ministry of Environment, Climate Change and Technology	P-MEE062-100	Preparing Outer Island For Sustainable Energy Devel - POISED			On-going	Expenditure details included under "At multiple islands"		
								22,125,051	24,643,705	353,520
M.Muluh	1062	Ministry of Education	P-SCH075-001	School 3 Storey Building - M.Mulaku	Domestic	P-GOM	On-going	2,271,110	2,554,999	-
								2,271,110	2,554,999	-
1163	Ministry of Health		P-HLT047-001	Health Centre Extension - M.Muluh	Domestic	P-GOM	Retention	225,482	-	-
								225,482	-	-
1215	Ministry of Youth, Sports & Community Empowerment		P-SOC014-001	Development Of Youth Centre - M.Muluh	Domestic	P-GOM	On-going	157,861	142,074	-
								157,861	142,074	-
1215	Ministry of Youth, Sports & Community Empowerment		P-SPT165-002	Estab. Of Football Ground - M.Muluh	Domestic	P-GOM	On-going	722,400	650,160	-
								722,400	650,160	-

Island	BA	Office	Project Code	Project Name	Fund	Fund Details	Status	2023 Approved	2024 Approved	2025 Approved
	1215	Ministry of Youth, Sports & Community Empowerment	P-SPT248-001	Dev. Of Volley Court - M. Mulah	Domestic	P-GOM	On-going	234,000	468,000	-
								234,000	468,000	-
	1224	Ministry of National Planning, Housing and Infrastructure	P-CPT015-001	Coastal Protection - M. Mulah	Trust fund	T-MGF	Awarded	2,094,934	2,356,800	353,520
								2,094,934	2,356,800	353,520
	1224	Ministry of National Planning, Housing and Infrastructure	P-HBR139-001	Expan. of Harbour & Const. of Entrance Channel - HA Jiljigamu	Domestic	P-GOM	On-going	2,945,935	3,314,177	-
								2,945,935	3,314,177	-
	1224	Ministry of National Planning, Housing and Infrastructure	P-RDD017-001	Road Construction - M. Mulah	Domestic	P-GOM	On-going	13,473,329	15,157,495	-
								13,473,329	15,157,495	-
	1027	Maldives Police Service	P-POL010-001	Establishing Of Police Stations	Domestic	P-GOM	Awarded	Expenditure details included under "At multiple islands"		
	1229	Ministry of Environment, Climate Change and Technology	P-MEE001-114	Maldives Clean Environment Project			On-going	Expenditure details included under "At multiple islands"		
	1229	Ministry of Environment, Climate Change and Technology	P-MEE062-100	Preparing Outer Island For Sustainable Energy Devel - POISED			On-going	Expenditure details included under "At multiple islands"		
	1233	Ministry of Fisheries, Marine Resources and Agriculture	P-FIS004-001	Fisheries Sector Development Project			On-going	Expenditure details included under "At multiple islands"		
								Expenditure details included under "At multiple islands"		
								Expenditure details included under "At multiple islands"		
								Expenditure details included under "At multiple islands"		
M. Naalaafushi								11,218,190	11,736,109	632,191
	1062	Ministry of Education	P-SCH073-001	School 2 Storey Building - M. Naalaafushi	Domestic	P-GOM	On-going	1,518,365	1,366,528	-
								1,518,365	1,366,528	-
	1163	Ministry of Health	P-HLT119-001	Health Centre New Building - M. Naalaafushi	Domestic	P-GOM	On-going	1,080,194	972,174	-
								1,080,194	972,174	-
	1215	Ministry of Youth, Sports & Community Empowerment	P-SPT099-001	Estab. Of Outdoor Gym - M. Naalaafushi	Domestic	P-GOM	On-going	7,579	-	-
								7,579	-	-
	1215	Ministry of Youth, Sports & Community Empowerment	P-SPT380-001	Estab. of Football Ground in M. Naalaafushi	Domestic	P-GOM	New	300,000	350,000	450,000
								300,000	350,000	450,000
	1224	Ministry of National Planning, Housing and Infrastructure	P-HBR125-001	Upgrading Harbour - M. Naalaafushi	Domestic	P-GOM	Pre-tendering	1,349,560	1,214,604	182,191
								1,349,560	1,214,604	182,191
	1224	Ministry of National Planning, Housing and Infrastructure	P-WAS059-001	Water and Sewerage Network - M. Naalaafushi	Trust fund	T-MGF	On-going	6,962,492	7,832,803	-
								6,962,492	7,832,803	-
	1224	Ministry of National Planning, Housing and Infrastructure	P-RDD004-001	Est.Causeway - M.Mul/M.Naalaafushi			Awarded	Expenditure details included under "At multiple islands"		
	1229	Ministry of Environment, Climate Change and Technology	P-MEE001-110	Estab. Water System (4 Islands) & Water Storage (25 Islands)			Retention	Expenditure details included under "At multiple islands"		
	1229	Ministry of Environment, Climate Change and Technology	P-MEE062-100	Preparing Outer Island For Sustainable Energy Devel - POISED			On-going	Expenditure details included under "At multiple islands"		
								Expenditure details included under "At multiple islands"		
								Expenditure details included under "At multiple islands"		
								Expenditure details included under "At multiple islands"		
								Expenditure details included under "At multiple islands"		
								Expenditure details included under "At multiple islands"		
M. Kolhufushi								19,426,895	35,865,514	24,709,320
	1062	Ministry of Education	P-SCH021-001	Multi-Purpose Hall & 5 CI room-Kolhufushi	Domestic	P-GOM	Retention	422,505	-	-
								422,505	-	-
	1215	Ministry of Youth, Sports & Community Empowerment	P-SPT399-001	Estab. of Football ground-M. Kolhufushi	Domestic	P-GOM	New	325,000	5,200,000	975,000
								325,000	5,200,000	975,000
								325,000	5,200,000	975,000

Island	BA	Office	Project Code	Project Name	Fund	Fund Details	Status	2023	2024		2025
								Approved	Approved	Approved	
F. Feali	1224	Ministry of National Planning, Housing and Infrastructure	P-CPT014-001	Coastal Protection - M. Kolhufushi	Trust fund	T-MGF	On-going	3,076,190	3,460,714	-	
								3,076,190	3,460,714	-	
	1224	Ministry of National Planning, Housing and Infrastructure	P-HOU002-002	Const. of 150 Housing Units - M. Kolhufushi	Domestic	P-GOM	Tendering	14,803,200	22,204,800	19,984,320	
								14,803,200	22,204,800	19,984,320	
	1224	Ministry of National Planning, Housing and Infrastructure	P-ROD042-001	Developing Roads - M. Kolhufushi	Domestic	P-GOM	Pre-tendering	800,000	5,000,000	3,750,000	
								800,000	5,000,000	3,750,000	
	1163	Ministry of Health	P-HLT090-001	Construction Of Portico And Garage For Health Centres			Pre-tendering	Expenditure details included under "At multiple islands"			
	1224	Ministry of National Planning, Housing and Infrastructure	P-WAS069-001	Provision of Water Supply & Sewerage Project			On-going	Expenditure details included under "At multiple islands"			
	1229	Ministry of Environment, Climate Change and Technology	P-MEE001-114	Maldives Clean Environment Project			On-going	Expenditure details included under "At multiple islands"			
	1229	Ministry of Environment, Climate Change and Technology	P-MEE062-100	Preparing Outer Island For Sustainable Energy Devel. - POISED			On-going	Expenditure details included under "At multiple islands"			
							29,828,491	28,222,238	5,231,561		
	1058	Ministry of Education	P-SCH172-001	Const. of School Science Lab - F. Feali	Domestic	P-GOM	Pre-tendering	425,600	383,040	57,456	
								425,600	383,040	57,456	
	1163	Ministry of Health	P-HLT049-001	Health Centre New Building - F. Feali	Domestic	P-GOM	Pre-tendering	8,437,632	9,492,336	1,423,850	
								8,437,632	9,492,336	1,423,850	
	1215	Ministry of Youth, Sports & Community Empowerment	P-SPT101-001	Devel. Of Indoor Volley Court - F. Feali	Domestic	P-GOM	Pre-tendering	1,077,300	969,570	145,436	
								1,077,300	969,570	145,436	
	1224	Ministry of National Planning, Housing and Infrastructure	P-REC010-001	Land Reclamation - F. Feali	Domestic	P-GOM	Awarded	9,005,287	10,130,948	2,005,615	
								9,005,287	10,130,948	2,005,615	
	1224	Ministry of National Planning, Housing and Infrastructure	P-SAN018-001	Estab. Sewerage System - F. Feali	Trust fund	T-MGF	Retention	286,082	-	-	
								286,082	-	-	
	1224	Ministry of National Planning, Housing and Infrastructure	P-TRN010-001	Upgr. Of Ice Plant Jetty - F. Feali	Domestic	P-GOM	Pre-tendering	560,000	504,000	75,600	
								560,000	504,000	75,600	
	1224	Ministry of National Planning, Housing and Infrastructure	P-WAT034-001	Estab. Water System - F. Feali	Domestic	P-GOM	On-going	1,651,135	1,857,527	-	
								1,651,135	1,857,527	-	
	1229	Ministry of Environment, Climate Change and Technology	P-WST043-001	Estab. of WRMC - F. Feali	Trust fund	T-MGF	New	2,949,075	520,425	-	
								2,949,075	520,425	-	
	1233	Ministry of Fisheries, Marine Resources and Agriculture	P-FIS013-001	Estab. Ice Plant - F. Feali	Domestic	P-GOM	Retention	31,500	-	-	
								31,500	-	-	
	1240	Ministry of Islamic Affairs	P-MSQ041-001	Const. of Mosque- F. Feali	Domestic	P-GOM	New	5,000,000	4,000,000	1,523,604	
								5,000,000	4,000,000	1,523,604	

Island	BA	Office	Project Code	Project Name	Fund	Fund Details	Status	2023 Approved	2024 Approved	2025 Approved
F.Bileidhoo	1264	Department of Judicial Administration	P-CRT010-001	Const. Of Magistrate Court - Multiple Islands	Domestic	P-GOM	On-going	404,880	364,392	-
								404,880	364,392	-
F.Bileidhoo	1229	Ministry of Environment, Climate Change and Technology	P-MEE062-100	Preparing Outer Island For Sustainable Energy Devel - POISED			On-going	Expenditure details included under "At multiple islands"		
								4,237,899	13,371,224	10,283,689
F.Bileidhoo	1038	Ministry of Education	P-SCH171-001	Const. of School Science Lab - F.Bileidhoo	Domestic	P-GOM	Pre-tendering	425,600	383,040	57,456
								425,600	383,040	57,456
F.Bileidhoo	1062	Ministry of Education	P-SCH080-001	School Building (Multi Purp. Hall) - F.Bileidhoo	Domestic	P-GOM	On-going	448,157	672,236	-
								448,157	672,236	-
F.Bileidhoo	1215	Ministry of Youth, Sports & Community Empowerment	P-SPT452-001	Devel. Of Football Ground - F.Bileidhoo	Domestic	P-GOM	New	1,200,000	1,508,220	226,233
								1,200,000	1,508,220	226,233
F.Bileidhoo	1224	Ministry of National Planning, Housing and Infrastructure	P-HBT164-001	Land Reclamation and development of harbour	Domestic	P-GOM	New	600,000	9,400,000	10,000,000
								600,000	9,400,000	10,000,000
F.Bileidhoo	1224	Ministry of National Planning, Housing and Infrastructure	P-SAN020-001	Estab. Sewerage System - F.Bileidhoo	Trust fund	T-MGF	On-going	1,420,333	1,278,300	-
								1,420,333	1,278,300	-
F.Bileidhoo	1276	Local Government Authority	P-LCL021-001	Construction Of Council Office - F.Bileidhoo	Domestic	P-GOM	On-going	143,809	129,428	-
								143,809	129,428	-
F.Bileidhoo	1027	Maldives Police Service	P-POL010-001	Establishing Of Police Stations			Awarded	Expenditure details included under "At multiple islands"		
								Expenditure details included under "At multiple islands"		
F.Bileidhoo	1224	Ministry of National Planning, Housing and Infrastructure	P-WAS069-001	Provision of Water Supply & Sewerage Project			On-going	Expenditure details included under "At multiple islands"		
								Expenditure details included under "At multiple islands"		
F.Bileidhoo	1229	Ministry of Environment, Climate Change and Technology	P-MEE062-100	Preparing Outer Island For Sustainable Energy Devel - POISED			On-going	29,858,858	32,752,824	7,557,104
								29,858,858	32,752,824	7,557,104
F.Bileidhoo	1163	Ministry of Health	P-HLT107-001	Health Centre Extension - F. Magoodhoo	Domestic	P-GOM	Pre-tendering	733,779	660,401	99,060
								733,779	660,401	99,060
F.Bileidhoo	1215	Ministry of Youth, Sports & Community Empowerment	P-SOC021-001	Devel. Of Youth Centre - F. Magoodhoo	Domestic	P-GOM	Pre-tendering	168,000	336,000	50,400
								168,000	336,000	50,400
F.Bileidhoo	1215	Ministry of Youth, Sports & Community Empowerment	P-SPT265-001	Dev. Of Volley Court - F. Magoodhoo	Domestic	P-GOM	On-going	344,608	310,147	-
								344,608	310,147	-
F.Bileidhoo	1215	Ministry of Youth, Sports & Community Empowerment	P-SPT314-001	Estab. Football Ground - F. Magoodhoo	Domestic	P-GOM	Awarded	147,000	132,300	19,845
								147,000	132,300	19,845
F.Bileidhoo	1224	Ministry of National Planning, Housing and Infrastructure	P-AIR006-001	Estab. airports at Multiple Islands	Domestic	P-GOM	New	-	-	-
								-	-	-
F.Bileidhoo	1224	Ministry of National Planning, Housing and Infrastructure	P-REC011-001	Land Reclamation - F. Magoodhoo	Domestic	P-GOM	Awarded	27,834,645	31,313,976	7,387,799
								27,834,645	31,313,976	7,387,799
F.Bileidhoo	1224	Ministry of National Planning, Housing and Infrastructure	P-WAS070-001	Water & Sewerage System - F. Magoodhoo	Domestic	P-GOM	Retention	630,826	-	-
								630,826	-	-

Island	BA	Office	Project Code	Project Name	Fund	Fund Details	Status	2023 Approved	2024 Approved	2025 Approved
				Trust fund	T-MGF			630,826	-	-
1229	Ministry of Environment, Climate Change and Technology	P-MEE001-114	Maldives Clean Environment Project				On-going	Expenditure details included under "At multiple islands"		
1229	Ministry of Environment, Climate Change and Technology	P-MEE062-100	Preparing Outer Island For Sustainable Energy Devel - POISED				On-going	Expenditure details included under "At multiple islands"		
F.Dharaniboodhoo									3,082,672	2,266,800
1215	Ministry of Youth, Sports & Community Empowerment	P-SOC097-001	Devel. Of Youth Centre - F.Dharaniboodhoo	Domestic	P-GOM		New	660,000	990,000	148,500
								660,000	990,000	148,500
1215	Ministry of Youth, Sports & Community Empowerment	P-SPT288-001	Completion of Indoor Hall - F.Dharaniboodhoo	Domestic	P-GOM		Pre-tendering	952,000	856,800	128,520
								952,000	856,800	128,520
1215	Ministry of Youth, Sports & Community Empowerment	P-SPT365-001	Repairing Futsal Ground - F.Dharaniboodhoo	Domestic	P-GOM		Pre-tendering	210,000	420,000	63,000
								210,000	420,000	63,000
1224	Ministry of National Planning, Housing and Infrastructure	P-HBR052-001	Harbor Upgrading - F.Dharaniboodhoo	Domestic	P-GOM		Retention	1,260,672	-	-
								1,260,672	-	-
1224	Ministry of National Planning, Housing and Infrastructure	P-WAS069-001	Provision of Water Supply & Sewerage Project				On-going	Expenditure details included under "At multiple islands"		
1229	Ministry of Environment, Climate Change and Technology	P-MEE062-100	Preparing Outer Island For Sustainable Energy Devel - POISED				On-going	Expenditure details included under "At multiple islands"		
F.Nilandhoo									8,995,252	7,067,919
1163	Ministry of Health	P-HLT143-001	Upgrading F.Atoll Hospital - F.Nilandhoo	Domestic	P-GOM		Awarded	216,922	433,843	65,076
								216,922	433,843	65,076
1163	Ministry of Health	P-HLT143-002	Extension of F.Atoll Hospital	Domestic	P-GOM		New	3,000,000	-	-
								3,000,000	-	-
1215	Ministry of Youth, Sports & Community Empowerment	P-SPT047-002	Estab. Of Football Ground Changing Room - F.Nilandhoo	Domestic	P-GOM		Tendering	176,400	352,800	52,920
								176,400	352,800	52,920
1215	Ministry of Youth, Sports & Community Empowerment	P-SPT240-001	Dev. Of Volley Court - F. Nilandhoo	Domestic	P-GOM		On-going	344,608	310,147	-
								344,608	310,147	-
1215	Ministry of Youth, Sports & Community Empowerment	P-SPT336-001	Repairing Futsal Ground Boundary Wall & Fence - F.Nilandhoo	Domestic	P-GOM		Pre-tendering	270,000	540,000	81,000
								270,000	540,000	81,000
1224	Ministry of National Planning, Housing and Infrastructure	P-OPT068-001	Upgrading harbour and Coastal Protection - F.Nilandhoo	Trust fund	T-MGF		Pre-tendering	520,000	1,040,000	156,000
								520,000	1,040,000	156,000
1224	Ministry of National Planning, Housing and Infrastructure	P-WAT030-001	F. Nilandhoo Water Supply System	Trust fund	T-MGF		On-going	1,380,770	1,242,693	-
								1,380,770	1,242,693	-
1240	Ministry of Islamic Affairs	P-MSQ017-001	Construction Of Mosque - F.Nilandhoo	Domestic	P-GOM		On-going	1,646,842	1,852,697	-
								1,646,842	1,852,697	-
1510	Ministry Of Gender, Family and Social Services	P-SOC040-001	Estab. Family & Childrens Service Centre - F.Nilandhoo	Domestic	P-GOM		On-going	1,439,710	1,295,739	-
								1,439,710	1,295,739	-

Island	BA	Office	Project Code	Project Name	Fund	Fund Details	Status	2023 Approved	2024 Approved	2025 Approved
Dh.Meedhoo	1027	Maldives Police Service	P-POL010-001	Establishing Of Police Stations			Awarded			
	1229	Ministry of Environment, Climate Change and Technology	P-MEE001-114	Maldives Clean Environment Project			On-going	Expenditure details included under "At multiple islands"		
	1229	Ministry of Environment, Climate Change and Technology	P-WST035-001	Estab. Syst. For Bio-Treatment Of Orgnic. Waste Zones 4 & 5			Pre-tendering	Expenditure details included under "At multiple islands"		
								5,583,666	6,844,407	420,127
	1062	Ministry of Education	P-SCH115-001	School Building (Multi Purp. Hall) - Dh.Meedhoo	Domestic	P-GOM	On-going	389,507	311,606	-
								389,507	311,606	-
	1163	Ministry of Health	P-HLT196-001	Health Centre upgrading - Dh.Meedhoo	Domestic	P-GOM	New	750,000	1,500,000	250,000
								750,000	1,500,000	250,000
	1215	Ministry of Youth, Sports & Community Empowerment	P-SOC022-001	Devel. Of Youth Centre - Dh.Meedhoo	Domestic	P-GOM	Tendering	963,900	867,510	130,127
								963,900	867,510	130,127
Dh.Ban'dhidhoo	1215	Ministry of Youth, Sports & Community Empowerment	P-SPT451-001	Devel. Of Futsal Ground - Dh.Meedhoo	Domestic	P-GOM	New	240,000	520,000	40,000
								240,000	520,000	40,000
	1224	Ministry of National Planning, Housing and Infrastructure	P-HBR025-001	Upgrading of Harbour - Dh.Meedhoo	Domestic	P-GOM	On-going	3,240,259	3,645,291	-
								3,240,259	3,645,291	-
	1027	Maldives Police Service	P-POL010-001	Establishing Of Police Stations			Awarded	Expenditure details included under "At multiple islands"		
	1224	Ministry of National Planning, Housing and Infrastructure	P-WAS069-001	Provision of Water Supply & Sewerage Project			On-going	Expenditure details included under "At multiple islands"		
	1229	Ministry of Environment, Climate Change and Technology	P-MEE001-110	Estab. Water System (4 Islands) & Water Storage (25 Islands)			Retention	Expenditure details included under "At multiple islands"		
	1229	Ministry of Environment, Climate Change and Technology	P-MEE062-100	Preparing Outer Island For Sustainable Energy Devel - POISED			On-going	Expenditure details included under "At multiple islands"		
	1233	Ministry of Fisheries, Marine Resources and Agriculture	P-FIS004-001	Fisheries Sector Development Project			On-going	Expenditure details included under "At multiple islands"		
								5,734,103	7,774,630	3,003,968
	1058	Ministry of Education	P-SCH197-001	4 Classroom and multipurpose hall - Dh. Bandhidhoo School	Domestic	P-GOM	New	510,000	1,400,000	2,090,000
								510,000	1,400,000	2,090,000
	1215	Ministry of Youth, Sports & Community Empowerment	P-SOC059-001	Estab. Of Social Centre - Dh. Bandhidhoo	Domestic	P-GOM	Awarded	756,000	680,400	102,060
								756,000	680,400	102,060
	1224	Ministry of National Planning, Housing and Infrastructure	P-CPT072-001	Coastal Protection - Dh. Bandhidhoo	Domestic	P-GOM	Pre-tendering	3,440,640	3,870,720	580,608
								3,440,640	3,870,720	580,608
	1229	Ministry of Environment, Climate Change and Technology	P-WST048-001	Estab. of WRMC - Dh. Bandhidhoo	Trust fund	T-MGF	New	622,583	1,459,118	231,300
								622,583	1,459,118	231,300
	1264	Department of Judicial Administration	P-CRT015-001	Const. Of Magistrate Court - Multiple Islands	Domestic	P-GOM	On-going	404,880	364,392	-
								404,880	364,392	-
	1163	Ministry of Health	P-HLT090-001	Construction Of Portico And Garage For Health Centres			Pre-tendering	Expenditure details included under "At multiple islands"		
	1224	Ministry of National Planning, Housing and Infrastructure	P-WAS069-001	Provision of Water Supply & Sewerage Project			On-going	Expenditure details included under "At multiple islands"		

Island	BA	Office	Project Code	Project Name	Fund	Fund Details	Status	2023 Approved	2024 Approved	2025 Approved
Dh. Rinbudhoo	1229	Ministry of Environment, Climate Change and Technology	P-MEE001-110	Estab. Water System (4 Islands) & Water Storage (25 Islands)			Retention	Expenditure details included under "At multiple islands"		
	1229	Ministry of Environment, Climate Change and Technology	P-MEE062-100	Preparing Outer Island For Sustainable Energy Devel - POISED			On-going	Expenditure details included under "At multiple islands"		
								10,384,035	9,553,304	18,144
	1163	Ministry of Health	P-HLT195-001	Health Centre boundary Wall const. - Dh. Rinbudhoo	Domestic	P-GOM	New	180,000	120,000	-
1215	Ministry of Youth, Sports & Community Empowerment		P-SPT296-001	Devel. Of Childrens Park - Dh. Rinbudhoo	Domestic	P-GOM	On-going	180,000	120,000	-
								103,695	207,390	-
								103,695	207,390	-
								103,695	207,390	-
1224	Ministry of National Planning, Housing and Infrastructure		P-QPT073-001	Coastal Protection - DH. Rinbudhoo	Domestic	P-GOM	Pre-tendering	334,400	120,960	18,144
								334,400	120,960	18,144
								1,672,648	-	-
								1,672,648	-	-
1224	Ministry of National Planning, Housing and Infrastructure		P-WAS089-001	Estab. Water & Sewerage System - Dh. Rinbudhoo	Domestic	P-GOM	On-going	8,093,292	9,104,954	-
								8,093,292	9,104,954	-
								8,093,292	9,104,954	-
								8,093,292	9,104,954	-
1229	Ministry of Environment, Climate Change and Technology		P-MEE001-114	Maldives Clean Environment Project	Domestic	P-GOM	On-going	Expenditure details included under "At multiple islands"		
								Expenditure details included under "At multiple islands"		
								Expenditure details included under "At multiple islands"		
								Expenditure details included under "At multiple islands"		
Dh. Hulhudheli	1058	Ministry of Education	P-SCH202-001	Const. of Staffroom and Science lab at Dh. Hulhudheli School	Domestic	P-GOM	New	8,989,899	9,501,184	2,050,000
								600,000	850,000	1,550,000
								600,000	850,000	1,550,000
								600,000	850,000	1,550,000
1224	Ministry of National Planning, Housing and Infrastructure		P-HBR024-001	Upgrading of Harbour - Dh. Hulhudheli	Domestic	P-GOM	Retention	1,422,180	-	-
								1,422,180	-	-
								1,422,180	-	-
								1,422,180	-	-
1224	Ministry of National Planning, Housing and Infrastructure		P-WAT042-001	Estab. Water System - Dh. Hulhudheli	Domestic	P-GOM	On-going	5,467,719	6,151,184	-
								5,467,719	6,151,184	-
								5,467,719	6,151,184	-
								5,467,719	6,151,184	-
1240	Ministry of Islamic Affairs		P-MSQ048-002	Const. of Mosque - Dh. Hulhudheli	Domestic	P-GOM	New	1,500,000	2,500,000	500,000
								1,500,000	2,500,000	500,000
								1,500,000	2,500,000	500,000
								1,500,000	2,500,000	500,000
1229	Ministry of Environment, Climate Change and Technology		P-MEE001-110	Estab. Water System (4 Islands) & Water Storage (25 Islands)			Retention	Expenditure details included under "At multiple islands"		
								Expenditure details included under "At multiple islands"		
								Expenditure details included under "At multiple islands"		
								Expenditure details included under "At multiple islands"		
Dh. Maanenboodhoo	1058	Ministry of Education	P-MEE062-100	Preparing Outer Island For Sustainable Energy Devel - POISED			On-going	9,195,955	12,225,569	10,363,133
								9,195,955	12,225,569	10,363,133
								9,195,955	12,225,569	10,363,133
								9,195,955	12,225,569	10,363,133
1058	Ministry of Education		P-SCH173-001	Sen Class., office building & library - DH. Maanenboodhoo	Domestic	P-GOM	Pre-tendering	255,360	229,824	34,474
								255,360	229,824	34,474
								255,360	229,824	34,474
								255,360	229,824	34,474
1062	Ministry of Education		P-SCH022-001	Multi Purpose Hall - Dh. Maanenboodhoo	Domestic	P-GOM	Pre-tendering	2,507,280	2,820,690	423,103
								2,507,280	2,820,690	423,103
								2,507,280	2,820,690	423,103
								2,507,280	2,820,690	423,103

Island	BA	Office	Project Code	Project Name	Fund	Fund Details	Status	2023		2024		2025	
								Approved	Approved	Approved	Approved	Approved	Approved
Dh. Kudahuvadhoo	1163	Ministry of Health	P-HLT190-001	Extension of DH. Maenboodhoo Health Center	Domestic	P-GOM	New	1,100,000	-	-	-	-	-
	1215	Ministry of Youth, Sports & Community Empowerment	P-HYS072-001	Devel. Of Futsal Ground - Dh. Maenboodhoo	Domestic	P-GOM	On-going	405,207	364,686	-	-	-	-
	1215	Ministry of Youth, Sports & Community Empowerment	P-SOC062-001	Dev. Of Social Centre - Dh. Maenboodhoo	Domestic	P-GOM	Tendering	963,900	364,686	-	-	-	-
	1215	Ministry of Youth, Sports & Community Empowerment	P-SPT411-001	Estab. of Football ground-Dh. Maenboodhoo	Domestic	P-GOM	New	963,900	867,510	867,510	130,127	130,127	130,127
	1224	Ministry of National Planning, Housing and Infrastructure	P-DRG021-001	Estab. Of Water Drainage System - Dh. Maenboodhoo	Domestic	P-GOM	New	300,000	2,950,000	2,950,000	3,250,000	3,250,000	3,250,000
	1224	Ministry of National Planning, Housing and Infrastructure	P-REC012-001	Land Reclamation - Dh. Maenboodhoo	Domestic	P-GOM	Awarded	750,000	1,500,000	1,500,000	225,000	225,000	225,000
	1224	Ministry of National Planning, Housing and Infrastructure	P-WAT043-001	Estab. Water System - Dh. Maenboodhoo	Domestic	P-GOM	Awarded	245,000	490,000	490,000	5,850,000	5,850,000	5,850,000
	1229	Ministry of Environment, Climate Change and Technology	P-MEE001-114	Maldives Clean Environment Project	Domestic	P-GOM	On-going	2,669,208	3,002,859	3,002,859	450,429	450,429	450,429
	1229	Ministry of Environment, Climate Change and Technology	P-MEE062-100	Preparing Outer Island For Sustainable Energy Devel. - POISED	Domestic	P-GOM	On-going	Expenditure details included under "At multiple islands"	Expenditure details included under "At multiple islands"	Expenditure details included under "At multiple islands"	Expenditure details included under "At multiple islands"	Expenditure details included under "At multiple islands"	Expenditure details included under "At multiple islands"
								28,672,470	39,276,039	9,292,825			
Dh. Kudahuvadhoo	1016	Ministry of Home Affairs	P-SOC050-001	Const. Of Child Residential Centre - Dh. Kudahuvadhoo	Domestic	P-GOM	On-going	756,453	680,808	-	-	-	-
	1163	Ministry of Health	P-HLT091-001	DH. Atoll Hospital New Building - DH. Kudahuvadhoo	Domestic	P-GOM	Pre-tendering	756,453	680,808	-	-	-	-
	1215	Ministry of Youth, Sports & Community Empowerment	P-SPT103-001	Devel. Of Football Ground - Dh. Kudahuvadhoo	Domestic	P-GOM	Retention	6,115,295	6,879,707	6,879,707	1,031,956	1,031,956	1,031,956
	1215	Ministry of Youth, Sports & Community Empowerment	P-SPT103-002	Rostrum, Changing Room & Light. Football G - Dh. Kudahuvadhoo	Domestic	P-GOM	New	350,000	-	-	-	-	-
	1215	Ministry of Youth, Sports & Community Empowerment	P-SPT295-001	Repa. Futsal Ground Boundary Wall & Fence - DH. Kudahuvadhoo	Domestic	P-GOM	Tendering	1,200,000	800,000	800,000	300,000	300,000	300,000
	1215	Ministry of Youth, Sports & Community Empowerment	P-SPT446-001	Devel. Of Volley Court - Dh. Kudahuvadhoo	Domestic	P-GOM	New	270,000	540,000	540,000	81,000	81,000	81,000
	1224	Ministry of National Planning, Housing and Infrastructure	P-DRG009-001	Estab. Drainage System - Dh. Kudahuvadhoo	Domestic	P-GOM	Pre-tendering	465,000	400,000	400,000	65,000	65,000	65,000
	1224	Ministry of National Planning, Housing and Infrastructure	P-HBR137-001	Upgrading Harbour - Dh. Kudahuvadhoo	Domestic	P-GOM	Pre-tendering	720,811	648,730	648,730	97,309	97,309	97,309
	1224	Ministry of National Planning, Housing and Infrastructure			Domestic	P-GOM	Pre-tendering	350,000	50,400	50,400	7,560	7,560	7,560
								350,000	50,400	50,400	7,560	7,560	7,560

Island	BA	Office	Project Code	Project Name	Fund	Fund Details	Status	2023 Approved	2024 Approved	2025 Approved
Dh.Vaanee	1224	Ministry of National Planning, Housing and Infrastructure	P-HOU026-001	Const. of 1 Housing Unit - Dh.Kudahuvaadhoo	Domestic	P-GOM	Pre-tendering	224,000	448,000	-
	1224	Ministry of National Planning, Housing and Infrastructure	P-HTE061-005	Developing Roads - Dh.Kudahuvaadhoo	Domestic	P-GOM	On-going	8,491,906	9,553,394	-
	1224	Ministry of National Planning, Housing and Infrastructure	P-HTE069-014	Const. Of 50 Housing units - Dh.kudahuvaadhoo	Domestic	P-GOM	Pre-tendering	9,252,000	19,275,000	7,710,000
	1276	Local Government Authority	PLCL006-001	Const of Council Building- Kudahuvaadhoo	Domestic	P-GOM	Retention	477,005	-	-
	1224	Ministry of National Planning, Housing and Infrastructure	P-HTE158-001	Installing Street Lights in Road Devel. Islands	Domestic	P-GOM	On-going	477,005	-	-
Dh.Hulhuvahli	1229	Ministry of Environment, Climate Change and Technology	P-MEE001-114	Maldives Clean Environment Project			On-going	Expenditure details included under "At multiple islands"	Expenditure details included under "At multiple islands"	Expenditure details included under "At multiple islands"
	1229	Ministry of Environment, Climate Change and Technology	P-MEE062-100	Preparing Outer Island For Sustainable Energy Devel. - POISED			On-going	Expenditure details included under "At multiple islands"	Expenditure details included under "At multiple islands"	Expenditure details included under "At multiple islands"
	1229	Ministry of Environment, Climate Change and Technology	P-RNW001-001	AREISE Project			Pre-tendering	Expenditure details included under "At multiple islands"	Expenditure details included under "At multiple islands"	Expenditure details included under "At multiple islands"
	1229	Ministry of Environment, Climate Change and Technology	P-WST035-001	Estab. Syst. For Bio-Treatment Of Orgnc. Waste Zones 4 & 5			Pre-tendering	Expenditure details included under "At multiple islands"	Expenditure details included under "At multiple islands"	Expenditure details included under "At multiple islands"
	1027	Maldives Police Service	P-POL010-001	Establishing Of Police Stations			Awarded	Expenditure details included under "At multiple islands"	Expenditure details included under "At multiple islands"	Expenditure details included under "At multiple islands"
Th.Burunee	1229	Ministry of Environment, Climate Change and Technology	P-WST034-001	Estab. Of Waste Transfer Stations of Zone 4 & 5	Trust fund	T-MGF	Pre-tendering	1,310,186	1,179,167	176,875
	1058	Ministry of Education	P-SCH166-001	School Boundary Wall - Th.Buruni	Domestic	P-GOM	On-going	1,310,186	1,179,167	176,875
	1062	Ministry of Education	P-SCH082-001	School Building (6 Classroom) - Th.Buruni	Domestic	P-GOM	On-going	1,310,186	1,179,167	176,875
	1163	Ministry of Health	P-HLT197-001	Health Centre estab. - Th.Buruni	Domestic	P-GOM	New	18,533,468	29,245,001	7,085,963
	1224	Ministry of National Planning, Housing and Infrastructure	P-CP7016-001	Coastal Protection - Th. Buruni	Domestic	P-GOM	On-going	285,816	571,632	-
Th.Burunee	1062	Ministry of Education	P-SCH082-001	School Building (6 Classroom) - Th.Buruni	Domestic	P-GOM	On-going	285,816	571,632	-
	1163	Ministry of Health	P-HLT197-001	Health Centre estab. - Th.Buruni	Domestic	P-GOM	New	291,742	204,219	-
	1224	Ministry of National Planning, Housing and Infrastructure	P-CP7016-001	Coastal Protection - Th. Buruni	Domestic	P-GOM	On-going	650,000	9,000,000	5,350,000
	1224	Ministry of National Planning, Housing and Infrastructure	P-HBR104-001	Upgrading Harbour - Th. Buruni	Trust fund	T-MGF	Pre-tendering	650,000	9,000,000	5,350,000
	1224	Ministry of National Planning, Housing and Infrastructure	P-WAT044-001	Estab. Water System - Th.Buruni	Domestic	P-GOM	On-going	4,814,750	5,416,594	-
Th.Burunee	1058	Ministry of Education	P-SCH166-001	School Boundary Wall - Th.Buruni	Domestic	P-GOM	On-going	4,814,750	5,416,594	-
	1062	Ministry of Education	P-SCH082-001	School Building (6 Classroom) - Th.Buruni	Domestic	P-GOM	On-going	4,814,750	5,416,594	-
	1163	Ministry of Health	P-HLT197-001	Health Centre estab. - Th.Buruni	Domestic	P-GOM	New	10,287,188	11,573,087	1,735,963
	1224	Ministry of National Planning, Housing and Infrastructure	P-CP7016-001	Coastal Protection - Th. Buruni	Domestic	P-GOM	On-going	10,287,188	11,573,087	1,735,963
	1224	Ministry of National Planning, Housing and Infrastructure	P-HBR104-001	Upgrading Harbour - Th. Buruni	Trust fund	T-MGF	Pre-tendering	2,203,972	2,479,469	-
Th.Burunee	1058	Ministry of Education	P-SCH166-001	School Boundary Wall - Th.Buruni	Domestic	P-GOM	On-going	2,203,972	2,479,469	-
	1062	Ministry of Education	P-SCH082-001	School Building (6 Classroom) - Th.Buruni	Domestic	P-GOM	On-going	2,203,972	2,479,469	-
	1163	Ministry of Health	P-HLT197-001	Health Centre estab. - Th.Buruni	Domestic	P-GOM	New	2,203,972	2,479,469	-
	1224	Ministry of National Planning, Housing and Infrastructure	P-CP7016-001	Coastal Protection - Th. Buruni	Domestic	P-GOM	On-going	2,203,972	2,479,469	-
	1224	Ministry of National Planning, Housing and Infrastructure	P-HBR104-001	Upgrading Harbour - Th. Buruni	Trust fund	T-MGF	Pre-tendering	2,203,972	2,479,469	-

Island	BA	Office	Project Code	Project Name	Fund	Fund Details	Status	2023 Approved	2024 Approved	2025 Approved
Th. Vilufushi	1229	Ministry of Environment, Climate Change and Technology	P-MEE001-114	Maldives Clean Environment Project			On-going			
	1229	Ministry of Environment, Climate Change and Technology	P-MEE062-100	Preparing Outer Island For Sustainable Energy Devel - POISED			On-going			
								80,080,195	54,336,466	17,655,969
	1062	Ministry of Education	P-SCH112-001	Finishing School 2 Storey Building - Th. Vilufushi	Domestic	P-GOM	Pre-tendering	336,000	302,400	45,360
								336,000	302,400	45,360
	1163	Ministry of Health	P-HLT135-001	Hospital New Building - Th. Vilufushi	Loan	X-KWT	Tendering	57,825,000	11,565,000	1,734,750
								57,825,000	11,565,000	1,734,750
	1215	Ministry of Youth, Sports & Community Empowerment	P-SPT031-001	Dev. of Youth Centre - Th. Vilufushi	Domestic	P-GOM	Awarded	457,455	411,709	61,756
								457,455	411,709	61,756
	1215	Ministry of Youth, Sports & Community Empowerment	P-SPT032-001	Dev. of Football Ground - Th. Vilufushi	Domestic	P-GOM	Retention	74,255	-	-
Th. Madifushi								74,255	-	-
	1215	Ministry of Youth, Sports & Community Empowerment	P-SPT032-002	Installing Lights on Football Ground - Th. Vilufushi	Domestic	P-GOM	New	1,200,000	1,508,220	226,233
								1,200,000	1,508,220	226,233
	1224	Ministry of National Planning, Housing and Infrastructure	P-AIR006-001	Estab. airports at Multiple Islands	Domestic	P-GOM	New	-	-	-
								-	-	-
	1224	Ministry of National Planning, Housing and Infrastructure	P-CPT040-001	Devel. Swimming Area & Coastal Protection - Th. Vilufushi	Trust fund	T-MGF	Pre-tendering	1,243,485	1,119,137	167,870
								1,243,485	1,119,137	167,870
	1224	Ministry of National Planning, Housing and Infrastructure	P-HOU018-001	Completion Of 56 Housing Units - Th. Vilufushi	Domestic	P-GOM	On-going	18,504,000	36,550,000	15,420,000
								18,504,000	36,550,000	15,420,000
	1276	Local Government Authority	P-SOC006-001	Const. of Funeral Home - Th. Vilufushi	Domestic	P-GOM	On-going	440,000	880,000	-
Th. Madifushi								440,000	880,000	-
	1224	Ministry of National Planning, Housing and Infrastructure	P-HTE158-001	Installing Street Lights in Road Devel. Islands			On-going			
	1229	Ministry of Environment, Climate Change and Technology	P-MEE062-100	Preparing Outer Island For Sustainable Energy Devel - POISED			On-going			
								Expenditure details included under "At multiple islands"		
								Expenditure details included under "At multiple islands"		
								7,140,817	7,269,394	795,668
	1062	Ministry of Education	P-SCH085-001	School Building (Multi Purp. Hall) - Th. Madifushi	Domestic	P-GOM	On-going	1,639,396	1,475,456	-
								1,639,396	1,475,456	-
	1215	Ministry of Youth, Sports & Community Empowerment	P-SPT232-002	Devel. Of Football Ground - Th. Madifushi	Domestic	P-GOM	On-going	201,445	181,301	-
								201,445	181,301	-
Th. Madifushi	1215	Ministry of Youth, Sports & Community Empowerment	P-SPT239-001	Dev. Of Volley Court - Th. Madifushi	Domestic	P-GOM	On-going	159,116	143,205	-
								159,116	143,205	-
	1224	Ministry of National Planning, Housing and Infrastructure	P-CPT084-001	Coastal Protection - Th. Madifushi	Domestic	P-GOM	Pre-tendering	250,000	120,960	18,144
								250,000	120,960	18,144

Island	BA	Office	Project Code	Project Name	Fund	Fund Details	Status	2023	2024	2025
								Approved	Approved	Approved
	1224	Ministry of National Planning, Housing and Infrastructure	P-MEE058-001	Estab. Water System - Th. Madifushi	Domestic	P-GOM	Awarded	4,607,548	5,183,492	777,524
								4,607,548	5,183,492	777,524
	1276	Local Government Authority	P-LCI007-001	Const. of Council Building - Th. Madifushi	Domestic	P-GOM	On-going	283,312	164,980	-
								283,312	164,980	-
	1229	Ministry of Environment, Climate Change and Technology	P-MEE001-114	Maldives Clean Environment Project			On-going	Expenditure details included under "At multiple islands"		
	1229	Ministry of Environment, Climate Change and Technology	P-MEE062-100	Preparing Outer Island For Sustainable Energy Devel - POISED			On-going	Expenditure details included under "At multiple islands"		
Th. Thimarafushi								25,608,303	47,707,462	16,339,595
	1062	Ministry of Education	P-SCH132-001	School 6 Classroom Building - Th. Thimarafushi	Domestic	P-GOM	Retention	346,606	866,515	-
								346,606	866,515	-
	1163	Ministry of Health	P-HLT065-001	Health Centre Upgrade & Boundary Wall - Th. Thimarafushi	Domestic	P-GOM	Awarded	800,941	720,847	108,127
								800,941	720,847	108,127
	1215	Ministry of Youth, Sports & Community Empowerment	P-SPT108-002	Instal. of Football Ground Lighting System - Th. Thimarafushi	Domestic	P-GOM	New	100,000	800,000	100,000
								100,000	800,000	100,000
	1215	Ministry of Youth, Sports & Community Empowerment	P-SPT303-001	Devel. Of Childrens Park - Th. Thimarafushi	Domestic	P-GOM	On-going	10,000	-	-
								10,000	-	-
	1224	Ministry of National Planning, Housing and Infrastructure	P-QPT042-001	Coastal Protection - Th. Thimarafushi	Trust fund	T-MGF	Pre-tendering	220,000	440,000	66,000
								220,000	440,000	66,000
	1224	Ministry of National Planning, Housing and Infrastructure	P-HBR127-001	Upgrading Harbour - Th. Thimarafushi	Domestic	P-GOM	Pre-tendering	3,824,995	4,303,119	645,668
								3,824,995	4,303,119	645,668
	1224	Ministry of National Planning, Housing and Infrastructure	P-HOU004-002	Contst. of 100 Housing Units- Thimarafushi	Domestic	P-GOM	On-going	18,504,000	38,550,000	15,420,000
								18,504,000	38,550,000	15,420,000
	1224	Ministry of National Planning, Housing and Infrastructure	P-R00007-001	Road Construction - Th. Thimarafushi	Domestic	P-GOM	On-going	1,801,761	2,026,981	-
								1,801,761	2,026,981	-
	1027	Maldives Police Service	P-POL010-001	Establishing Of Police Stations			Awarded	Expenditure details included under "At multiple islands"		
	1229	Ministry of Environment, Climate Change and Technology	P-MEE001-114	Maldives Clean Environment Project			On-going	Expenditure details included under "At multiple islands"		
	1229	Ministry of Environment, Climate Change and Technology	P-MEE062-100	Preparing Outer Island For Sustainable Energy Devel - POISED			On-going	Expenditure details included under "At multiple islands"		
								7,426,830	4,633,223	340,518
Th. Veymandoo										
	1062	Ministry of Education	P-SCH023-001	Multi Purpose Hall - Th. Veymandoo	Domestic	P-GOM	On-going	757,355	378,677	-
								757,355	378,677	-
	1062	Ministry of Education	P-SCH084-001	School 3 Storey Building - Th. Veymandoo	Domestic	P-GOM	On-going	436,379	872,759	-
								436,379	872,759	-
	1163	Ministry of Health	P-HLT024-002	Extension of Th. Aloll Hospital	Domestic	P-GOM	New	3,000,000	-	-
								3,000,000	-	-

Island	BA	Office	Project Code	Project Name	Fund	Fund Details	Status	2023 Approved	2024 Approved	2025 Approved
Th.Kan'doodhoo	1215	Ministry of Youth, Sports & Community Empowerment	P-SOC035-001	Devel. Of Youth Centre - Th.Veymandoo	Domestic	P-GOM	Awarded	577,914	520,123	76,018
								577,914	520,123	76,018
	1215	Ministry of Youth, Sports & Community Empowerment	P-SPT309-001	Devel. Of Outdoor Gym - Th.Veymandoo	Domestic	P-GOM	On-going	10,000	-	-
								10,000	-	-
	1224	Ministry of National Planning, Housing and Infrastructure	P-DRG010-001	Estab. Drainage System - Th.Veymandoo	Domestic	P-GOM	Pre-tendering	500,000	250,000	37,500
								500,000	250,000	37,500
	1224	Ministry of National Planning, Housing and Infrastructure	P-RDD006-001	Est. Causeway-Th.Veymandoo/Th.Kinbidhoo	Domestic	P-GOM	Awarded	910,000	1,500,000	225,000
								910,000	1,500,000	225,000
	1224	Ministry of National Planning, Housing and Infrastructure	P-WAT045-001	Estab. Water System - Th.Veymandoo	Domestic	P-GOM	On-going	1,235,182	1,111,664	-
					Trust fund	T-MGF		1,235,182	1,111,664	-
1027	Maldives Police Service		P-POL010-001	Establishing Of Police Stations			Awarded	Expenditure details included under "At multiple islands"		
1229	Ministry of Environment, Climate Change and Technology		P-MEE001-114	Maldives Clean Environment Project			On-going	Expenditure details included under "At multiple islands"		
1229	Ministry of Environment, Climate Change and Technology		P-MEE062-100	Preparing Outer Island For Sustainable Energy Devel. - POISED			On-going	Expenditure details included under "At multiple islands"		
Th.Kan'doodhoo								10,308,933	12,976,291	1,610,806
1163	Ministry of Health		P-HLT050-001	Health Centre New Building - Th.Kandoodhoo	Domestic	P-GOM	On-going	1,564,967	1,408,470	-
								1,564,967	1,408,470	-
1215	Ministry of Youth, Sports & Community Empowerment		P-SOC079-001	Devel. of Youth Centre in Th.Kandoodhoo	Domestic	P-GOM	New	300,000	300,000	900,000
								300,000	300,000	900,000
1215	Ministry of Youth, Sports & Community Empowerment		P-SPT104-001	Devel. Of Football Ground - Th.Kandoodhoo	Domestic	P-GOM	On-going	151,200	302,400	-
								151,200	302,400	-
1215	Ministry of Youth, Sports & Community Empowerment		P-SPT202-001	Devel. Of Outdoor Gym - Th. Kandoodhoo	Domestic	P-GOM	Pre-tendering	250,000	500,000	75,000
								250,000	500,000	75,000
1215	Ministry of Youth, Sports & Community Empowerment		P-SPT290-001	Devel of Futsal Ground - Th.Kandoodhoo	Domestic	P-GOM	Tendering	286,020	572,040	85,806
								286,020	572,040	85,806
1224	Ministry of National Planning, Housing and Infrastructure		P-HBR087-001	Reconstruction of Harbour - Th.Kandoodhoo	Domestic	P-GOM	On-going	4,876,886	5,486,497	-
								4,876,886	5,486,497	-
1224	Ministry of National Planning, Housing and Infrastructure		P-WAS041-001	Water and Sewerage System -Th.Kandoodhoo	Domestic	P-GOM	On-going	634,095	570,686	-
								634,095	570,686	-
1229	Ministry of Environment, Climate Change and Technology		P-CPT087-001	Coastal Protection - Th.Kandoodhoo	Domestic	P-GOM	On-going	595,765	536,188	-
								595,765	536,188	-
1240	Ministry of Islamic Affairs		P-MIS0047-001	Const. of Mosque- Th.Kandoodhoo	Domestic	P-GOM	New	1,650,000	3,300,000	550,000
								1,650,000	3,300,000	550,000

Island	BA	Office	Project Code	Project Name	Fund	Fund Details	Status	2023	2024	2025
								Approved	Approved	Approved
	1229	Ministry of Environment, Climate Change and Technology	P-MEE001-110	Estab. Water System (4 Islands) & Water Storage (25 Islands)			Retention	Expenditure details included under "At multiple islands"		
	1229	Ministry of Environment, Climate Change and Technology	P-MEE062-100	Preparing Outer Island For Sustainable Energy Devel - POISED			On-going	Expenditure details included under "At multiple islands"		
Th. Vandhoo								5,619,147	7,528,243	5,202,872
	1058	Ministry of Education	P-SCH143-001	Const. of 05 Classroom - Th. Vandhoo	Domestic	P-GOM	Pre-tendering	1,142,214	1,027,993	154,199
								1,142,214	1,027,993	154,199
	1224	Ministry of National Planning, Housing and Infrastructure	P-CPT006-001	Coastal Protection - Th. Vandhoo	Trust fund	T-MGF	Pre-tendering	125,314	112,783	16,917
								125,314	112,783	16,917
	1224	Ministry of National Planning, Housing and Infrastructure	P-HBR160-001	Upgrading of Harbour - Th. Vandhoo	Domestic	P-GOM	New	1,350,000	3,150,000	4,500,000
								1,350,000	3,150,000	4,500,000
	1224	Ministry of National Planning, Housing and Infrastructure	P-WAS040-001	Water and Sewerage System - Th. Vandhoo	Domestic	P-GOM	On-going	619,351	557,416	-
								619,351	557,416	-
	1240	Ministry of Islamic Affairs	P-MSQ020-001	Construction Of Mosque - Th. Vandhoo	Domestic	P-GOM	Tendering	2,382,268	2,680,051	531,756
								2,382,268	2,680,051	531,756
	1229	Ministry of Environment, Climate Change and Technology	P-MEE001-110	Estab. Water System (4 Islands) & Water Storage (25 Islands)			Retention	Expenditure details included under "At multiple islands"		
	1229	Ministry of Environment, Climate Change and Technology	P-MEE001-114	Maldives Clean Environment Project			On-going	Expenditure details included under "At multiple islands"		
	1229	Ministry of Environment, Climate Change and Technology	P-MEE062-100	Preparing Outer Island For Sustainable Energy Devel - POISED			On-going	Expenditure details included under "At multiple islands"		
Th. Hirilandhoo								15,980,840	20,502,319	4,180,420
	1062	Ministry of Education	P-SCH081-002	3 Storey Building & Multi Purpose Hall - Th. Hirilandhoo	Domestic	P-GOM	Pre-tendering	1,564,080	1,407,672	211,151
								1,564,080	1,407,672	211,151
	1163	Ministry of Health	P-HLT201-001	Upgrading Health Centre - Th. Hirilandhoo	Domestic	P-GOM	New	1,500,000	4,795,127	719,269
								1,500,000	4,795,127	719,269
	1215	Ministry of Youth, Sports & Community Empowerment	P-SPT236-001	Dev. Of Volley Court - Th. Hirilandhoo	Domestic	P-GOM	On-going	159,116	143,205	-
								159,116	143,205	-
	1215	Ministry of Youth, Sports & Community Empowerment	P-SPT302-001	Devel. Of Childrens Park - Th. Hirilandhoo	Domestic	P-GOM	On-going	10,000	-	-
								10,000	-	-
	1215	Ministry of Youth, Sports & Community Empowerment	P-SPT412-001	Estab. of Football ground-Th. Hirilandhoo	Domestic	P-GOM	New	300,000	2,950,000	3,250,000
								300,000	2,950,000	3,250,000
	1224	Ministry of National Planning, Housing and Infrastructure	P-REC013-001	Land Reclamation - Th. Hirilandhoo	Domestic	P-GOM	On-going	9,498,569	10,685,890	-
								9,498,569	10,685,890	-
	1229	Ministry of Environment, Climate Change and Technology	P-WST044-001	Estab. of WRMC - Th. Hirilandhoo	Trust fund	T-MGF	New	2,949,075	520,425	-
								2,949,075	520,425	-
	1027	Maldives Police Service	P-POL010-001	Establishing Of Police Stations			Awarded	Expenditure details included under "At multiple islands"		
	1224	Ministry of National Planning, Housing and Infrastructure	P-WAS069-001	Provision of Water Supply & Sewerage Project			On-going	Expenditure details included under "At multiple islands"		

Island	BA	Office	Project Code	Project Name	Fund	Fund Details	Status	2023 Approved	2024 Approved	2025 Approved
Th.Kinbidhoo	1229	Ministry of Environment, Climate Change and Technology	P-MEE001-114	Maldives Clean Environment Project			On-going	Expenditure details included under "At multiple islands"		
	1229	Ministry of Environment, Climate Change and Technology	P-MEE062-100	Preparing Outer Island For Sustainable Energy Devel - POISED			On-going	Expenditure details included under "At multiple islands"		
								15,815,807	22,751,163	13,245,823
	1059	Ministry of Education	P-SCH162-001	School 03 Class Room & Multi Purpose Hall - Th.Kinbidhoo	Domestic	P-GOM	Pre-tendering	1,884,654	1,696,188	254,428
								1,884,654	1,696,188	254,428
1163	Ministry of Health		P-PLT051-001	Health Centre Building - Th. Kinbidhoo	Domestic	P-GOM	On-going	1,721,640	1,549,476	-
								1,721,640	1,549,476	-
			P-SPT105-001	Estab. Of Futsal Ground - Th. Kinbidhoo	Domestic	P-GOM	On-going	800,000	1,120,000	1,680,000
								800,000	1,120,000	1,680,000
			P-SPT106-001	Estab. Of Outdoor Gyn - Th. Kinbidhoo	Domestic	P-GOM	Pre-tendering	140,000	126,000	18,900
1215	Ministry of Youth, Sports & Community Empowerment							140,000	126,000	18,900
			P-SPT421-001	Estab. Of Football ground- Th. Kinbidhoo	Domestic	P-GOM	New	300,000	2,950,000	3,250,000
								300,000	2,950,000	3,250,000
			P-HBR162-001	Upgrading Harbour - Th. Kinbidhoo	Domestic	P-GOM	New	400,000	4,000,000	3,600,000
								400,000	4,000,000	3,600,000
1224	Ministry of National Planning, Housing and Infrastructure		P-LND007-001	Land Reclamation & Devel. Beach - Th. Kinbidhoo	Domestic	P-GOM	Pre-tendering	7,986,384	8,984,682	4,275,000
								7,986,384	8,984,682	4,275,000
			P-WAS039-001	Water and Sewerage System -Th. Kinbidhoo	Domestic	P-GOM	On-going	1,342,423	1,208,181	-
								1,342,423	1,208,181	-
			P-LCL028-001	Construction Of Council Office - Th. Kinbidhoo	Domestic	P-GOM	Awarded	1,240,706	1,116,636	167,495
1027	Local Government Authority							1,240,706	1,116,636	167,495
			P-POL010-001	Establishing Of Police Stations			Awarded	Expenditure details included under "At multiple islands"		
			P-MEE001-110	Estab. Water System (4 Islands) & Water Storage (25 Islands)			Retention	Expenditure details included under "At multiple islands"		
			P-MEE001-114	Maldives Clean Environment Project			On-going	Expenditure details included under "At multiple islands"		
			P-MEE062-100	Preparing Outer Island For Sustainable Energy Devel - POISED			On-going	Expenditure details included under "At multiple islands"		
1532	Ministry of Arts, Culture and Heritage		P-CLT002-001	Estab. Of Site Museums & Maintenance of Cultural Sites			On-going	Expenditure details included under "At multiple islands"		
								13,202,701	14,168,538	1,969,031
			P-SCH083-001	School 3 Storey Building & Wall - Th. Onadthoo	Domestic	P-GOM	Tendering	3,657,804	3,982,417	597,363
								3,657,804	3,982,417	597,363
			P-SOC089-001	Devel. Of Youth Centre - Th. Onadthoo	Domestic	P-GOM	New	500,000	1,875,000	125,000
1215	Ministry of Youth, Sports & Community Empowerment							500,000	1,875,000	125,000
			P-SPT325-001	Estab. Of Handball Court - Th. Onadthoo	Domestic	P-GOM	Pre-tendering	220,000	440,000	66,000
								220,000	440,000	66,000
Th.Onadthoo	1062	Ministry of Education	P-SCH083-001	School 3 Storey Building & Wall - Th. Onadthoo	Domestic	P-GOM	Tendering	3,657,804	3,982,417	597,363
								3,657,804	3,982,417	597,363
	1215	Ministry of Youth, Sports & Community Empowerment	P-SOC089-001	Devel. Of Youth Centre - Th. Onadthoo	Domestic	P-GOM	New	500,000	1,875,000	125,000
								500,000	1,875,000	125,000
	1215	Ministry of Youth, Sports & Community Empowerment	P-SPT325-001	Estab. Of Handball Court - Th. Onadthoo	Domestic	P-GOM	Pre-tendering	220,000	440,000	66,000
								220,000	440,000	66,000

Island	BA	Office	Project Code	Project Name	Fund	Fund Details	Status	2023	2024	2025
								Approved	Approved	Approved
	1224	Ministry of National Planning, Housing and Infrastructure	P-HBR027-001	Habour Construction - Th.Omadhoo	Domestic	P-GOM	Retention	1,828,345	-	-
								1,828,345	-	-
	1224	Ministry of National Planning, Housing and Infrastructure	P-WAS090-001	Estab. Water & Sewerage System - Th.Omadhoo	Domestic	P-GOM	Awarded	6,996,552	7,871,121	1,180,668
								6,996,552	7,871,121	1,180,668
	1163	Ministry of Health	P-HLT090-001	Construction Of Portico And Garage For Health Centres	Domestic	P-GOM	Pre-tendering	Expenditure details included under "At multiple islands"		
1229	Ministry of Environment, Climate Change and Technology	P-MEE001-110	Estab. Water System (4 Islands) & Water Storage (25 Islands)				Retention	Expenditure details included under "At multiple islands"		
1229	Ministry of Environment, Climate Change and Technology	P-MEE001-114	Maldives Clean Environment Project				On-going	Expenditure details included under "At multiple islands"		
1229	Ministry of Environment, Climate Change and Technology	P-MEE062-100	Preparing Outer Island For Sustainable Energy Devel - POISED				On-going	Expenditure details included under "At multiple islands"		
Th.Dhiyamingili								13,867,386	17,912,341	3,914,133
1058	Ministry of Education	P-SCH144-001	Const. of 10 Classroom - Th.Dhiyamingili				Pre-tendering	1,827,543	2,055,986	308,398
								1,827,543	2,055,986	308,398
1163	Ministry of Health	P-HLT166-001	Upgrading Health Centre - Th.Dhiyamingili				Awarded	1,500,000	4,500,000	3,200,000
								1,500,000	4,500,000	3,200,000
1215	Ministry of Youth, Sports & Community Empowerment	P-SPT107-001	Devel. Of Football Ground - Th.Dhiyamingili				On-going	622,720	560,448	-
								622,720	560,448	-
1224	Ministry of National Planning, Housing and Infrastructure	P-OPT041-001	Coastal Protection - Th.Dhiyamingili				Awarded	2,404,356	2,704,900	405,735
								2,404,356	2,704,900	405,735
1224	Ministry of National Planning, Housing and Infrastructure	P-WAT017-001	Water Supply System - Th.Dhiyamingili				On-going	5,908,962	6,647,583	-
								5,908,962	6,647,583	-
1240	Ministry of Islamic Affairs	P-MSQ029-001	Completion Of Mosque - Th.Dhiyamingili				On-going	1,603,805	1,443,424	-
								1,603,805	1,443,424	-
1229	Ministry of Environment, Climate Change and Technology	P-MEE001-110	Estab. Water System (4 Islands) & Water Storage (25 Islands)				Retention	Expenditure details included under "At multiple islands"		
1229	Ministry of Environment, Climate Change and Technology	P-MEE062-100	Preparing Outer Island For Sustainable Energy Devel - POISED				On-going	Expenditure details included under "At multiple islands"		
Th.Guraidhoo								6,736,832	8,440,198	5,974,113
1062	Ministry of Education	P-SCH024-001	Multi Purpose Hall - Th.Guraidhoo				On-going	411,853	823,706	-
								411,853	823,706	-
1062	Ministry of Education	P-SCH086-001	School Building (6 Class, Counseling & Health) - Th.Atoll				Tendering	734,167	660,750	99,113
								734,167	660,750	99,113
1163	Ministry of Health	P-HLT150-001	Upgrading Health Centre - Th.Guraidhoo				Pre-tendering	2,500,000	1,209,636	1,125,000
								2,500,000	1,209,636	1,125,000
1224	Ministry of National Planning, Housing and Infrastructure	P-HBR026-001	Reconstruction of Harbour - Th.Guraidhoo				Retention	1,428,471	-	-
								1,428,471	-	-

Island	BA	Office	Project Code	Project Name	Fund	Fund Details	Status	2023 Approved	2024 Approved	2025 Approved
Th. Gaadhifushi	1224	Ministry of National Planning, Housing and Infrastructure	P-RD005-001	Road Construction - Th. Guraidhoo	Domestic	P-GOM	On-going	1,500,000	5,600,000	4,750,000
								1,500,000	5,600,000	4,750,000
	1264	Department of Judicial Administration	P-CRT001-001	Construction Of Magistrate Court - Th. Guraidhoo	Domestic	P-GOM	On-going	162,341	146,106	-
								162,341	146,106	-
								Expenditure details included under "At multiple islands"		
Th. Gaadhifushi	1027	Maldives Police Service	P-POL010-001	Establishing Of Police Stations			Awarded	Expenditure details included under "At multiple islands"		
	1229	Ministry of Environment, Climate Change and Technology	P-MEE001-114	Maldives Clean Environment Project			On-going	Expenditure details included under "At multiple islands"		
	1229	Ministry of Environment, Climate Change and Technology	P-MEE062-100	Preparing Outer Island For Sustainable Energy Devel - POISED			On-going	Expenditure details included under "At multiple islands"		
								7,748,377	8,929,042	2,285,379
								445,626	891,253	-
Th. Gaadhifushi	1062	Ministry of Education	P-SCH100-001	School Building (10 Classroom) - Th. Gaadhifushi	Domestic	P-GOM	On-going	445,626	891,253	-
								445,626	891,253	-
	1215	Ministry of Youth, Sports & Community Empowerment	P-SPT301-001	Devel. Of Childrens Park - Th. Gaadhifushi	Domestic	P-GOM	On-going	10,000	-	-
								10,000	-	-
								Expenditure details included under "At multiple islands"		
Th. Gaadhifushi	1224	Ministry of National Planning, Housing and Infrastructure	P-CPT043-001	Coastal Protection - Th. Gaadhifushi	Trust fund	T-MGF	Awarded	2,854,591	3,211,415	481,712
								2,854,591	3,211,415	481,712
	1224	Ministry of National Planning, Housing and Infrastructure	P-HBR168-001	Upgrading Harbour - Th. Gaadhifushi	Domestic	P-GOM	New	3,697,911	4,160,150	1,803,667
								3,697,911	4,160,150	1,803,667
								740,249	666,224	-
Th. Gaadhifushi	1224	Ministry of National Planning, Housing and Infrastructure	P-WAS038-001	Water and Sewerage System- Th. Gaadhifushi	Trust fund	T-MGF	On-going	740,249	666,224	-
								740,249	666,224	-
	1229	Ministry of Environment, Climate Change and Technology	P-MEE001-110	Estab. Water System (4 Islands) & Water Storage (25 Islands)			Retention	Expenditure details included under "At multiple islands"		
	1229	Ministry of Environment, Climate Change and Technology	P-MEE062-100	Preparing Outer Island For Sustainable Energy Devel - POISED			On-going	Expenditure details included under "At multiple islands"		
								3,964,347	2,538,498	357,686
L. Isdhoo	1215	Ministry of Youth, Sports & Community Empowerment	P-SOC036-001	Devel. Of Youth Centre - L. Isdhoo	Domestic	P-GOM	On-going	171,025	153,922	-
								171,025	153,922	-
	1224	Ministry of National Planning, Housing and Infrastructure	P-HBR028-001	Upgrading of Harbour - L. Isdhoo	Domestic	P-GOM	Retention	1,523,699	-	-
								1,523,699	-	-
								2,119,623	2,384,576	357,686
L. Isdhoo	1240	Ministry of Islamic Affairs	P-MSQ032-001	Construction Of Mosque - L. Isdhoo	Domestic	P-GOM	Tendering	2,119,623	2,384,576	357,686
								2,119,623	2,384,576	357,686
	1276	Local Government Authority	P-LCL002-001	Const. of Council Office - L. Isdhoo	Domestic	P-GOM	Retention	150,000	-	-
								150,000	-	-
								Expenditure details included under "At multiple islands"		
L. Isdhoo	1027	Maldives Police Service	P-POL010-001	Establishing Of Police Stations			Awarded	Expenditure details included under "At multiple islands"		
	1224	Ministry of National Planning, Housing and Infrastructure	P-WAS069-001	Provision of Water Supply & Sewerage Project			On-going	Expenditure details included under "At multiple islands"		
	1229	Ministry of Environment, Climate Change and Technology	P-CPT046-001	Building Climate Resilient Safer Islands			On-going	Expenditure details included under "At multiple islands"		
	1229	Ministry of Environment, Climate Change and Technology	P-RNW001-001	AREISE Project			Pre-tendering	Expenditure details included under "At multiple islands"		
								Expenditure details included under "At multiple islands"		

Island	BA	Office	Project Code	Project Name	Fund	Fund Details	Status	2023 Approved	2024 Approved	2025 Approved
L.Dhanbiddhoo										
1058	Ministry of Education		P-SCH209-001	Estab. of Multipurpose hall and classrooms- L.Dhanbiddhoo	Domestic	P-GOM	New	16,393,638	19,519,724	7,298,967
								300,000	5,100,000	3,100,000
								300,000	5,100,000	3,100,000
1215	Ministry of Youth, Sports & Community Empowerment		P-SOC025-001	Devel. Of Youth Centre - L.Dhanbiddhoo	Domestic	P-GOM	Pri-tendering	150,000	200,000	30,000
								150,000	200,000	30,000
1215	Ministry of Youth, Sports & Community Empowerment		P-SPT287-001	Devel. Of Outdoor Gym - L.Dhanbiddhoo	Domestic	P-GOM	On-going	479,239	431,315	-
								479,239	431,315	-
1215	Ministry of Youth, Sports & Community Empowerment		P-SPT322-001	Estab. Of Futsal Ground - L.Dhanbiddhoo	Domestic	P-GOM	Awarded	452,386	407,147	61,072
								452,386	407,147	61,072
1224	Ministry of National Planning, Housing and Infrastructure		P-WAT047-001	Estab. Water System - L.Dhanbiddhoo	Domestic	P-GOM	On-going	8,313,113	9,352,252	-
								8,313,113	9,352,252	-
1240	Ministry of Islamic Affairs		P-MSQ042-001	Const. of Mosque- L.Dhanbiddhoo	Domestic	P-GOM	New	5,000,000	2,500,000	3,857,895
								5,000,000	2,500,000	3,857,895
1276	Local Government Authority		P-LCL026-001	Construction Of Council Office - L.Dhanbiddhoo	Domestic	P-GOM	Awarded	1,698,900	1,529,010	250,000
								1,698,900	1,529,010	250,000
1224	Ministry of National Planning, Housing and Infrastructure		P-RD0009-001	Estb. Causeway - L.Kalaiddhoo/L.Dhanbiddhoo			Awarded	Expenditure details included under "At multiple islands"		
1229	Ministry of Environment, Climate Change and Technology		P-MEE001-114	Maldives Clean Environment Project			On-going	Expenditure details included under "At multiple islands"		
1229	Ministry of Environment, Climate Change and Technology		P-RNW001-001	AREISE Project			Pri-tendering	Expenditure details included under "At multiple islands"		
L.Maabaidhoo										
								5335344	5,803,930	807,589
1215	Ministry of Youth, Sports & Community Empowerment		P-SPT257-001	Estab. Of Surf Track - L. Maabaidhoo	Domestic	P-GOM	On-going	210,000	420,000	-
								210,000	420,000	-
1224	Ministry of National Planning, Housing and Infrastructure		P-QPT075-001	Coastal Protection - L.Maabaidhoo	Domestic	P-GOM	Pri-tendering	3,427,200	3,855,600	578,340
								3,427,200	3,855,600	578,340
1233	Ministry of Fisheries, Marine Resources and Agriculture		P-FIS017-001	Estab. Ice Plant - L.Maabaidhoo	Domestic	P-GOM	Tendering	1,698,144	1,528,330	229,249
								1,698,144	1,528,330	229,249
1224	Ministry of National Planning, Housing and Infrastructure		P-WAS069-001	Provision of Water Supply & Sewerage Project			On-going	Expenditure details included under "At multiple islands"		
1229	Ministry of Environment, Climate Change and Technology		P-RNW001-001	AREISE Project			Pri-tendering	Expenditure details included under "At multiple islands"		
L.Kalaiddhoo										
								9,225,883	9,886,982	3,274,895
1058	Ministry of Education		P-SCH145-001	Const. of 3 Classroom & Science Lab - L.Kalaiddhoo	Domestic	P-GOM	Pri-tendering	913,772	822,394	123,359
								913,772	822,394	123,359
1215	Ministry of Youth, Sports & Community Empowerment		P-SOC023-001	Devel. Of Youth Centre - L.Kalaiddhoo	Domestic	P-GOM	On-going	139,629	125,666	-
								139,629	125,666	-

Island	BA	Office	Project Code	Project Name	Fund	Fund Details	Status	2023 Approved	2024 Approved	2025 Approved
	1215	Ministry of Youth, Sports & Community Empowerment	P-SPT207-001	Devel. Of Outdoor Gym - L. Kalaidhoo	Domestic	P-GOM	On-going	320,000	640,000	-
								320,000	640,000	-
	1224	Ministry of National Planning, Housing and Infrastructure	P-HBR113-001	Developing Harbour - L. Kalaidhoo	Domestic	P-GOM	Pre-tendering	6,113,459	6,877,642	2,916,536
								6,113,459	6,877,642	2,916,536
	1240	Ministry of Islamic Affairs	P-MIA001-078	Construction Of Mosque - L. Kalaidhoo	Domestic	P-GOM	Retention	159,823	-	-
								159,823	-	-
	1276	Local Government Authority	P-LCL027-001	Construction Of Council Office - L. Kalaidhoo	Domestic	P-GOM	Awarded	1,579,200	1,421,280	235,000
								1,579,200	1,421,280	235,000
	1224	Ministry of National Planning, Housing and Infrastructure	P-R00009-001	Estb. Causeway - L. Kalaidhoo/L. Dhanidhoo	Domestic	P-GOM	Awarded	Expenditure details included under "At multiple islands"		
	1224	Ministry of National Planning, Housing and Infrastructure	P-WAS069-001	Provision of Water Supply & Sewerage Project	Domestic	P-GOM	On-going	Expenditure details included under "At multiple islands"		
	1229	Ministry of Environment, Climate Change and Technology	P-RNW001-001	AREISE Project	Domestic	P-GOM	Pre-tendering	Expenditure details included under "At multiple islands"		
								3,729,868	4,189,060	-
	1215	Ministry of Youth, Sports & Community Empowerment	P-SOC061-001	Devel. Of Childrens Park - L. Mundoo	Domestic	P-GOM	On-going	10,000	-	-
								10,000	-	-
	1215	Ministry of Youth, Sports & Community Empowerment	P-SPT205-001	Devel. Of Outdoor Gym - L. Mundoo	Domestic	P-GOM	On-going	250,000	500,000	-
								250,000	500,000	-
	1224	Ministry of National Planning, Housing and Infrastructure	P-DRG013-001	Estab. Water & Sewerage System - L. Mundoo	Domestic	P-GOM	On-going	2,516,354	2,830,898	-
								2,516,354	2,830,898	-
	1224	Ministry of National Planning, Housing and Infrastructure	P-HTE011-023	Developing Harbour - L. Mundoo	Domestic	P-GOM	On-going	953,514	858,162	-
								953,514	858,162	-
								129,617,175	163,698,277	109,354,446
	1027	Maldives Police Service	P-MPS020-001	Finishing of Police Accomodation - L. Gan	Domestic	P-GOM	On-going	1,878,899	2,113,762	-
								1,878,899	2,113,762	-
	1058	Ministry of Education	P-SCH154-002	Const. of Hamad bin Al Sanees school- L. Gan	Domestic	P-GOM	Pre-tendering	1,370,657	1,233,591	185,039
								1,370,657	1,233,591	185,039
	1062	Ministry of Education	P-SCH090-001	Ihaidhoo School 6 Class & Mukurimagu School Office	Domestic	P-GOM	Retention	320,802	-	-
								320,802	-	-
	1130	Maldives National University	P-UNI013-001	Estab. A Tourism Training Facility - L. Atoll	Domestic	P-GOM	On-going	4788224	5,386,752	-
								4,788,224	5,386,752	-
	1172	L. Gan Regional Hospital	P-HLT067-002	Tertiary Hospital Building - L. Gan	Domestic	P-GOM	Pre-tendering	10,793,415	5,279,388	2,111,755
								10,793,415	5,279,388	2,111,755
	1172	L. Gan Regional Hospital	P-HLT080-002	Dev. of New Tertiary Hospital - L. Gan	Loan	X-KSA	On-going	27,032,792	51,091,419	37,650,549
								27,032,792	51,091,419	37,650,549

Island	BA	Office	Project Code	Project Name	Fund	Fund Details	Status	2023 Approved	2024 Approved	2025 Approved
1172	L.Gan Regional Hospital		P-HLT092-001	Estab. Medical Store Cold Storeroom - L.Gan	Domestic	P-GOM	On-going	540,000	1,080,000	-
1172	L.Gan Regional Hospital		P-HLT093-001	Estab. Medical Store Warehouse - L.Gan	Domestic	P-GOM	On-going	319,200	287,280	-
1172	L.Gan Regional Hospital		P-HLT096-001	Estab. Of PCR Lab - L.Gan	Domestic	P-GOM	On-going	320,000	640,000	-
1172	L.Gan Regional Hospital		P-HLT103-001	Extension of Water Storage - L.Gan	Domestic	P-GOM	On-going	126,000	113,400	-
1172	L.Gan Regional Hospital		P-HLT154-001	Estab. Mental Service Unit - L.Gan	Domestic	P-GOM	Pretendering	280,000	252,000	37,800
1215	Ministry of Youth, Sports & Community Empowerment		P-SOC100-001	Devel. Of Synthetic Track - L.Gan	Domestic	P-GOM	New	350,000	-	-
1215	Ministry of Youth, Sports & Community Empowerment		P-SOC102-001	Devel. Of Childrens Park - L.Gan Mahimaradhoo	Domestic	P-GOM	New	200,000	-	-
1215	Ministry of Youth, Sports & Community Empowerment		P-SPT112-001	Upgrading Zone Stadium - L.Gan	Domestic	P-GOM	On-going	229,591	459,181	-
1215	Ministry of Youth, Sports & Community Empowerment		P-SPT323-001	Estab. Of Futsal Ground - L.Gan	Domestic	P-GOM	Retention	81,032	-	-
1215	Ministry of Youth, Sports & Community Empowerment		P-SPT328-001	Estab. Of Indoor Complex for New Settlement - L.Gan	Domestic	P-GOM	On-going	168,000	151,200	-
1215	Ministry of Youth, Sports & Community Empowerment		P-SPT427-001	Estab. Of Volley Court - L.Gan	Domestic	P-GOM	New	400,000	400,000	-
1224	Ministry of National Planning, Housing and Infrastructure		P-QPT074-001	Coastal Protection - L.Gan	Domestic	P-GOM	Awarded	1,484,720	1,336,248	200,437
1224	Ministry of National Planning, Housing and Infrastructure		P-HBR096-001	Upgrading Harbour - L.Gan	Domestic	P-GOM	On-going	794,713	715,242	-
1224	Ministry of National Planning, Housing and Infrastructure		P-HLT073-001	Const. of Cancer Hospital - L.Gan	Domestic	P-GOM	Pretendering	54,062,433	49,251,294	46,178,866
1224	Ministry of National Planning, Housing and Infrastructure				Domestic	P-GOM		7,716,662	8,681,245	11,406,766
1224	Ministry of National Planning, Housing and Infrastructure				Loan	X-INEX		46,365,771	40,570,049	34,772,100
1224	Ministry of National Planning, Housing and Infrastructure		P-HOU031-001	Const. Of 100 Housing units - L.Gan	Domestic	P-GOM	On-going	18,504,000	38,550,000	15,420,000
1224	Ministry of National Planning, Housing and Infrastructure		P-R0D008-001	Road Construction - L.Gan	Domestic	P-GOM	On-going	2,580,480	2,903,040	4,800,000

Island	BA	Office	Project Code	Project Name	Fund	Fund Details	Status	2023 Approved	2024 Approved	2025 Approved
L.Fonadhoo	1224	Ministry of National Planning, Housing and Infrastructure	P-SAN039-001	Upg. Sewerage System at New Settlement - L. Gan	Domestic	P-GOM	On-going	1,159,200	1,043,280	2,070,000
								1,159,200	1,043,280	2,070,000
	1240	Ministry of Islamic Affairs	P-MSQ005-001	Const. of Mosque Mathimaradhoo L. Gan	Trust fund	T-ZKT	Retention	245,017	-	-
								245,017	-	-
	1240	Ministry of Islamic Affairs	P-MSQ035-001	Const. of Mosque in New Settlement - L. Gan	Domestic	P-GOM	Tendering	1,568,000	1,411,200	700,000
								1,568,000	1,411,200	700,000
	1027	Maldives Police Service	P-POL010-001	Establishing Of Police Stations			Awarded	Expenditure details included under "At multiple islands"		
	1224	Ministry of National Planning, Housing and Infrastructure	P-SAN028-001	Prov. WaterSupply,Sani.&WasteMgmt-OHID-P2			On-going	Expenditure details included under "At multiple islands"		
	1224	Ministry of National Planning, Housing and Infrastructure	P-WAS069-001	Provision of Water Supply & Sewerage Project			On-going	Expenditure details included under "At multiple islands"		
	1229	Ministry of Environment, Climate Change and Technology	P-CPT048-001	Building Climate Resilient Safer Islands			On-going	Expenditure details included under "At multiple islands"		
L.Fonadhoo	1229	Ministry of Environment, Climate Change and Technology	P-MEE001-114	Maldives Clean Environment Project			On-going	Expenditure details included under "At multiple islands"		
	1229	Ministry of Environment, Climate Change and Technology	P-RNW001-001	AREISE Project			Pre-tendering	Expenditure details included under "At multiple islands"		
								6,958,525	12,392,288	987,950
	1014	National Disaster Management Authority	P-OTH003-001	Estab. of State of Art Regional Emergency Operation Centre	Domestic	P-GOM	Pre-tendering	603,613	4,571,402	685,710
								603,613	4,571,402	685,710
	1016	Ministry of Home Affairs	P-PEN004-001	Estab. Of Juvenile Justice Unit - L.Fonadhoo	Domestic	P-GOM	Pre-tendering	490,000	980,000	147,000
								490,000	980,000	147,000
	1027	Maldives Police Service	P-POL006-001	Const. of Police Station Building - L.Fonadhoo	Domestic	P-GOM	On-going	100,655	201,309	-
								100,655	201,309	-
	1062	Ministry of Education	P-SCH105-001	School Building (12 Classroom) - L.Fonadhoo	Domestic	P-GOM	On-going	313,906	282,515	-
								313,906	282,515	-
	1215	Ministry of Youth, Sports & Community Empowerment	P-SOC083-001	Devel. of Youth Centre in L. Fonadhoo	Domestic	P-GOM	New	500,000	1,875,000	125,000
								500,000	1,875,000	125,000
	1215	Ministry of Youth, Sports & Community Empowerment	P-SPT250-001	Dev. Of Volley Court - L. Fonadhoo	Domestic	P-GOM	On-going	259,345	518,690	-
								259,345	518,690	-
	1215	Ministry of Youth, Sports & Community Empowerment	P-SPT281-001	Devel. Of Football Ground - L.Fonadhoo	Domestic	P-GOM	On-going	228,840	457,680	-
								228,840	457,680	-
	1215	Ministry of Youth, Sports & Community Empowerment	P-SPT433-001	Devel. Of Futsal Ground - L.Fonadhoo	Domestic	P-GOM	New	750,000	750,000	-
								750,000	750,000	-
	1224	Ministry of National Planning, Housing and Infrastructure	P-OFF009-001	Const. Of Office Complex - L.Fonadhoo	Domestic	P-GOM	Pre-tendering	100,800	201,600	30,240
								100,800	201,600	30,240
	1224	Ministry of National Planning, Housing and Infrastructure	P-RDD018-001	Road Construction - L. Fonadhoo	Domestic	P-GOM	Retention	1,540,550	-	-
								1,540,550	-	-

Island	BA	Office	Project Code	Project Name	Fund	Fund Details	Status	2023		2024		2025	
								Approved		Approved		Approved	
	1224	Ministry of National Planning, Housing and Infrastructure	P-RD0018-002	Road Construction (Phase2) - L. Fonadhoo	Domestic	P-GOM	On-going	1,814,331		2,041,122		-	
								1,814,331		2,041,122		-	
	1229	Ministry of Environment, Climate Change and Technology	P-OTH015-001	Estab. Of Regnl Lab for Water Quality Testing - L.Fonadhoo	Trust fund	T-WGF	On-going	256,485		512,970		-	
								256,485		512,970		-	
	1229	Ministry of Environment, Climate Change and Technology	P-CPT048-001	Building Climate Resilient Safer Islands			On-going	Expenditure details included under "At multiple islands"					
	1229	Ministry of Environment, Climate Change and Technology	P-MEE001-114	Maldives Clean Environment Project			On-going	Expenditure details included under "At multiple islands"					
	1229	Ministry of Environment, Climate Change and Technology	P-RNW001-001	AREISE Project			Pre-tendering	Expenditure details included under "At multiple islands"					
	1229	Ministry of Environment, Climate Change and Technology	P-WST035-001	Estab. Syst. For Bio-Treatment Of Orgnc. Waste Zones 4 & 5			Pre-tendering	Expenditure details included under "At multiple islands"					
								3,695,685		11,241,117		4,018,144	
L.Maamendhoo													
	1058	Ministry of Education	P-SCH205-001	Estab. of Multipurpose hall- L.Maamendhoo	Domestic	P-GOM	New	1,600,000		6,000,000		400,000	
								1,600,000		6,000,000		400,000	
	1163	Ministry of Health	P-HLT052-001	Upgrading Health Centre (Laboratory) - L.Maamendhoo	Domestic	P-GOM	On-going	271,413		244,272		-	
								271,413		244,272		-	
	1215	Ministry of Youth, Sports & Community Empowerment	P-SPT111-001	Devel. Of Football Ground - L.Maamendhoo	Domestic	P-GOM	On-going	139,872		125,885		-	
	1215	Ministry of Youth, Sports & Community Empowerment	P-SPT438-001	Devel. Of Volley Court - L.Maamendhoo	Domestic	P-GOM	New	750,000		750,000		-	
								750,000		750,000		-	
	1224	Ministry of National Planning, Housing and Infrastructure	P-CPT076-001	Coastal Protection - L.Maamendhoo	Domestic	P-GOM	Pre-tendering	534,400		120,960		18,144	
								534,400		120,960		18,144	
	1224	Ministry of National Planning, Housing and Infrastructure	P-HBR106-001	Upgrading Harbour - L.Maamendhoo	Domestic	P-GOM	Pre-tendering	400,000		4,000,000		3,600,000	
	1027	Maldives Police Service	P-POL010-001	Establishing Of Police Stations			Awarded	400,000		4,000,000		3,600,000	
								Expenditure details included under "At multiple islands"					
	1224	Ministry of National Planning, Housing and Infrastructure	P-WAS069-001	Provision of Water Supply & Sewerage Project			On-going	Expenditure details included under "At multiple islands"					
	1229	Ministry of Environment, Climate Change and Technology	P-CPT048-001	Building Climate Resilient Safer Islands			On-going	Expenditure details included under "At multiple islands"					
	1229	Ministry of Environment, Climate Change and Technology	P-MEE001-114	Maldives Clean Environment Project			On-going	Expenditure details included under "At multiple islands"					
	1229	Ministry of Environment, Climate Change and Technology	P-RNW001-001	AREISE Project			Pre-tendering	Expenditure details included under "At multiple islands"					
	1233	Ministry of Fisheries, Marine Resources and Agriculture	P-FIS004-001	Fisheries Sector Development Project			On-going	Expenditure details included under "At multiple islands"					
								3,193,767		3,188,521		5,210,000	
L.Maavah													
	1058	Ministry of Education	P-SCH089-002	Estab. of School-L.Maavah	Domestic	P-GOM	New	300,000		-		-	
								300,000		-		-	
	1062	Ministry of Education	P-SCH089-001	School Building (9 Classroom) - L.Maavah	Domestic	P-GOM	Retention	452,590		-		-	
								452,590		-		-	

Island	BA	Office	Project Code	Project Name	Fund	Fund Details	Status	2023 Approved	2024 Approved	2025 Approved
	1224	Ministry of National Planning, Housing and Infrastructure	P-DRG020-001	Development of Flood Mitigation System in Laamu Atoll Maavah	Trust fund	T-MGF	New	1,260,000	2,730,000	210,000
								1,260,000	2,730,000	210,000
	1224	Ministry of National Planning, Housing and Infrastructure	P-REC014-001	Land Reclamation - L.Maavah	Domestic	P-GOM	On-going	172,900	155,610	5,000,000
								172,900	155,610	5,000,000
	1224	Ministry of National Planning, Housing and Infrastructure	P-SAN015-001	Estab. Sewerage System - L.Maavah	Trust fund	T-MGF	On-going	336,568	302,911	-
								336,568	302,911	-
	1224	Ministry of National Planning, Housing and Infrastructure	P-WAT046-001	Estab. Water System - L.Maavah	Trust fund	T-MGF	Retention	671,709	-	-
								671,709	-	-
	1027	Maldives Police Service	P-POL010-001	Establishing Of Police Stations			Awarded	Expenditure details included under "At multiple islands "	Expenditure details included under "At multiple islands "	Expenditure details included under "At multiple islands "
	1229	Ministry of Environment, Climate Change and Technology	P-RNW001-001	AREISE Project			Pre-tendering	Expenditure details included under "At multiple islands "	Expenditure details included under "At multiple islands "	Expenditure details included under "At multiple islands "
L.Hithadhoo								23,940,029	26,922,478	9,420,000
	1062	Ministry of Education	P-SCH087-001	School 2 Storey Building (4 Class) - L.Hithadhoo	Domestic	P-GOM	Retention	218,937	-	-
								218,937	-	-
	1215	Ministry of Youth, Sports & Community Empowerment	P-SPT325-001	Estab. Of Handball Court - L.Hithadhoo	Domestic	P-GOM	On-going	270,000	540,000	-
								270,000	540,000	-
	1224	Ministry of National Planning, Housing and Infrastructure	P-R0D010-001	Estab.Causeway - L.Hithadhoo/L.Meendhoo	Domestic	P-GOM	Awarded	14,157,002	15,926,627	9,420,000
								14,157,002	15,926,627	9,420,000
	1224	Ministry of National Planning, Housing and Infrastructure	P-WAS045-001	Water and Sewerage System - L.Hithadhoo	Domestic	P-GOM	On-going	9,294,090	10,455,851	-
								9,294,090	10,455,851	-
	1163	Ministry of Health	P-HLT090-001	Construction Of Portico And Garage For Health Centres			Pre-tendering	Expenditure details included under "At multiple islands "	Expenditure details included under "At multiple islands "	Expenditure details included under "At multiple islands "
	1229	Ministry of Environment, Climate Change and Technology	P-RNW001-001	AREISE Project			Pre-tendering	Expenditure details included under "At multiple islands "	Expenditure details included under "At multiple islands "	Expenditure details included under "At multiple islands "
L.Kunahandhoo								10,398,057	11,566,640	251,954
	1062	Ministry of Education	P-SCH088-003	Construction Of 4 School Classroom - L.Kunahandhoo	Domestic	P-GOM	Tendering	1,202,830	1,313,547	197,032
								1,202,830	1,313,547	197,032
	1215	Ministry of Youth, Sports & Community Empowerment	P-SPT324-001	Estab. Of Futsal Ground - L.Kunahandhoo	Domestic	P-GOM	Awarded	406,830	366,147	54,922
								406,830	366,147	54,922
	1224	Ministry of National Planning, Housing and Infrastructure	P-WAS042-001	Water and Sewerage System - L.Kunahandhoo	Domestic	P-GOM	On-going	8,788,397	9,886,946	-
								8,788,397	9,886,946	-
	1229	Ministry of Environment, Climate Change and Technology	P-RNW001-001	AREISE Project			Pre-tendering	Expenditure details included under "At multiple islands "	Expenditure details included under "At multiple islands "	Expenditure details included under "At multiple islands "
	GA.Kolamaafushi							15,786,813	22,080,753	1,130,815
	1062	Ministry of Education	P-SCH091-001	School Building (Multi Purp. Hall) - GA.Atoll	Domestic	P-GOM	Awarded	1,698,052	1,910,308	286,546
								1,698,052	1,910,308	286,546

Island	BA	Office	Project Code	Project Name	Fund	Fund Details	Status	2023 Approved	2024 Approved	2025 Approved
1163	Ministry of Health		P-HLT202-001	Upgrading Health Centre - GA.Kolamaafushi	Domestic	P-GOM	New	1,500,000	4,795,127	719,269
								1,500,000	4,795,127	719,269
			P-SOC084-001	Devel. of Youth Centre in GA.Kolamaafushi	Domestic	P-GOM	New	500,000	1,875,000	125,000
								500,000	1,875,000	125,000
1215	Ministry of Youth, Sports & Community Empowerment		P-SPT286-001	Dev. Of Volley Court - GA.Kolamaafushi	Domestic	P-GOM	Retention	83,070	-	-
1224	Ministry of National Planning, Housing and Infrastructure		P-LND008-001	Land Reclamation - GA.Kolamaafushi	Domestic	P-GOM	On-going	83,070	-	-
								239,904	479,808	-
1224	Ministry of National Planning, Housing and Infrastructure		P-ROD019-001	Road Construction - GA. Kolamaafushi	Domestic	P-GOM	On-going	239,904	479,808	-
								9,365,787	10,536,510	-
1229	Ministry of Environment, Climate Change and Technology		P-WST045-001	Estab. of WRMC - GA.Kolamaafushi	Domestic	P-GOM	New	9,365,787	10,536,510	-
1240	Ministry of Islamic Affairs		P-MSO031-001	Repairing Mosque - GA.Kolamaafushi	Trust fund	T-MGF	Retention	2,380,000	2,484,000	-
								20,000	-	-
1027	Maldives Police Service		P-POL010-001	Establishing Of Police Stations	Domestic	P-GOM	Awarded	20,000	-	-
1224	Ministry of National Planning, Housing and Infrastructure		P-WAS092-001	Outer Island Harbour, Water Supply & Sewerage - OFID Phase 3			On-going	Expenditure details included under "At multiple islands"		
1229	Ministry of Environment, Climate Change and Technology		P-MEE084-001	Estab. Regional Waste Management System - Huvadhu Atoll			On-going	Expenditure details included under "At multiple islands"		
GA. Villingili								66,092,318	172,760,312	133,525,770
1058	Ministry of Education		P-SCH206-001	Estab. of 12 classrooms at GA.Villingili school	Domestic	P-GOM	New	2,400,000	9,000,000	600,000
1163	Ministry of Health							2,400,000	9,000,000	600,000
			P-HLT104-001	GA.Atoll Hospital New Building - GA.Villingili	Domestic	P-GOM	Pre-tendering	6,115,295	6,879,707	1,031,956
								6,115,295	6,879,707	1,031,956
			P-SOC060-001	Swimming Track - GA.Villingili	Domestic	P-GOM	Pre-tendering	224,000	448,000	67,200
1215	Ministry of Youth, Sports & Community Empowerment							224,000	448,000	67,200
1215	Ministry of Youth, Sports & Community Empowerment		P-SPT063-001	Devel. Of Football Ground - GA.Villingili	Domestic	P-GOM	On-going	152,869	137,582	-
1215	Ministry of Youth, Sports & Community Empowerment							152,869	137,582	-
								750,000	750,000	-
1215	Ministry of Youth, Sports & Community Empowerment		P-SPT063-002	Rostrum, Changing at Football Ground - GA.Villingili	Domestic	P-GOM	New	750,000	750,000	-
1215	Ministry of Youth, Sports & Community Empowerment		P-SPT237-001	Dev. Of Volley Court - GA. Villingili	Domestic	P-GOM	On-going	530,000	1,060,000	-
1215	Ministry of Youth, Sports & Community Empowerment							530,000	1,060,000	-
			P-SPT418-001	Estab. Of Running track at GA.Villingili	Domestic	P-GOM	New	350,000	-	-
1215	Ministry of Youth, Sports & Community Empowerment							350,000	-	-
								350,000	-	-

Island	BA	Office	Project Code	Project Name	Fund	Fund Details	Status	2023	2024	2025
								Approved	Approved	Approved
GA, Maamendhoo	1224	Ministry of National Planning, Housing and Infrastructure	P-BRG001-001	Bridge Const. Study GA, Villigili-Kooddoo	Domestic	P-GOM	Pre-tendering	366,600	149,940	22,491
	1224	Ministry of National Planning, Housing and Infrastructure	P-BRG001-002	GA, Villigili- Kooddoo Bridge	Domestic	P-GOM	New	27,000,000	111,500,000	111,500,000
	1224	Ministry of National Planning, Housing and Infrastructure	P-HBR041-002	Developing Harbour (Phase 3) - GA, Villigili	Domestic	P-GOM	On-going	8,922,815	10,038,167	6,583,392
	1224	Ministry of National Planning, Housing and Infrastructure	P-HOU032-001	Const. Of 50 Housing units - GA, Villigili	Domestic	P-GOM	On-going	9,252,000	19,275,000	7,710,000
	1224	Ministry of National Planning, Housing and Infrastructure	P-R0D046-001	Dev. Roads Ph 2 - GA, Villigili	Domestic	P-GOM	On-going	5,919,266	6,659,174	-
	1224	Ministry of National Planning, Housing and Infrastructure	P-SAN035-001	Estab. Sewerage System for New Settlement - GA, Villigili	Domestic	P-GOM	Pre-tendering	2,692,807	3,029,408	6,010,731
	1229	Ministry of Environment, Climate Change and Technology	P-WST052-001	Establishment of WRMC - GA, Villigili	Trust fund	T-MGF	New	1,416,666	3,833,334	-
	1027	Maldives Police Service	P-POL010-001	Establishing Of Police Stations			Awarded	Expenditure details included under "At multiple islands"	Expenditure details included under "At multiple islands"	Expenditure details included under "At multiple islands"
	1224	Ministry of National Planning, Housing and Infrastructure	P-HOU012-002	Development of 1500 Housing Units - Ph2			On-going	Expenditure details included under "At multiple islands"	Expenditure details included under "At multiple islands"	Expenditure details included under "At multiple islands"
	1224	Ministry of National Planning, Housing and Infrastructure	P-HTE158-001	Installing Street Lights in Road Devel. Islands			On-going	Expenditure details included under "At multiple islands"	Expenditure details included under "At multiple islands"	Expenditure details included under "At multiple islands"
1224	Ministry of National Planning, Housing and Infrastructure	P-SAN028-001	Prov. Water Supply Sani. & Waste Mgmt- OFID- P2			On-going	Expenditure details included under "At multiple islands"	Expenditure details included under "At multiple islands"	Expenditure details included under "At multiple islands"	
1229	Ministry of Environment, Climate Change and Technology	P-MEE084-001	Estab. Regional Waste Management System - Huvadhoo Atoll			On-going	Expenditure details included under "At multiple islands"	Expenditure details included under "At multiple islands"	Expenditure details included under "At multiple islands"	
1229	Ministry of Environment, Climate Change and Technology	P-RNW001-001	AREISE Project			Pre-tendering	Expenditure details included under "At multiple islands"	Expenditure details included under "At multiple islands"	Expenditure details included under "At multiple islands"	
1229	Ministry of Environment, Climate Change and Technology	P-WST037-001	Small Scale Waste to Energy Project - Phase 2			Pre-tendering	Expenditure details included under "At multiple islands"	Expenditure details included under "At multiple islands"	Expenditure details included under "At multiple islands"	
								9,063,952	13,497,807	975,000
1163	Ministry of Health		P-HLT054-001	Upgrading Health Centre - GA, Maamendhoo	Domestic	P-GOM	On-going	1,095,646	986,082	-
1163	Ministry of Health		P-HLT165-001	Upgrading Health Centre (Laboratory) - GA, Maamendhoo	Domestic	P-GOM	On-going	821,735	739,561	-
1215	Ministry of Youth, Sports & Community Empowerment		P-SOC030-001	Upgrading Of Youth Centre - GA, Maamendhoo	Domestic	P-GOM	On-going	235,200	470,400	-
1215	Ministry of Youth, Sports & Community Empowerment		P-SPT419-001	Estab. Of Football ground at GA, Maamendhoo	Domestic	P-GOM	New	325,000	5,200,000	975,000
1224	Ministry of National Planning, Housing and Infrastructure		P-HBR030-001	Breakwater project - GA, Maamendhoo	Domestic	P-GOM	On-going	1,505,692	-	-
								1,505,692	-	-

Island	BA	Office	Project Code	Project Name	Fund	Fund Details	Status	2023 Approved	2024 Approved	2025 Approved
	1224	Ministry of National Planning, Housing and Infrastructure	P-SAN025-001	Estab. Sewerage System - GA.Maamendhoo	Trust fund	T-MGF	On-going	2,700,679	3,038,264	-
								2,700,679	3,038,264	-
	1229	Ministry of Environment, Climate Change and Technology	P-WST046-001	Estab. of WRMC - GA.Maamendhoo	Trust fund	T-MGF	New	2,380,000	3,063,500	-
								2,380,000	3,063,500	-
	1224	Ministry of National Planning, Housing and Infrastructure	P-WAS069-001	Provision of Water Supply & Sewerage Project			On-going	Expenditure details included under "At multiple islands"		
	1229	Ministry of Environment, Climate Change and Technology	P-MEE001-110	Estab. Water System (4 Islands) & Water Storage (25 Islands)			Retention	Expenditure details included under "At multiple islands"		
								9,940,020	12,605,842	400,000
	GA.Nilandhoo									
	1163	Ministry of Health	P-HLT053-001	Upgrading Health Centre (Laboratory) - GA.Nilandhoo	Domestic	P-GOM	On-going	2,789,189	1,004,108	-
								2,789,189	1,004,108	-
	1163	Ministry of Health	P-HLT061-001	Health Centre Building - GA.Nilandhoo	Domestic	P-GOM	On-going	2,231,351	1,004,108	-
								2,231,351	1,004,108	-
	1215	Ministry of Youth, Sports & Community Empowerment	P-SPT238-001	Dev. Of Volley Court - GA. Nilandhoo	Domestic	P-GOM	Retention	83,070	-	-
								83,070	-	-
	1224	Ministry of National Planning, Housing and Infrastructure	P-HBR155-001	Devel. harbour and estab. Of pavements at Jetty-GA. Nilandhoo	Domestic	P-GOM	New	1,600,000	6,000,000	400,000
	1224	Ministry of National Planning, Housing and Infrastructure	P-WAS046-001	Water and Sewerage System - GA.Nilandhoo	Trust fund	T-MGF	On-going	2,303,076	2,590,960	-
								2,303,076	2,590,960	-
	1229	Ministry of Environment, Climate Change and Technology	P-WST057-001	Estab. of WRMC - GA.Nilandhoo	Trust fund	T-MGF	New	933,334	2,006,666	-
								933,334	2,006,666	-
	1229	Ministry of Environment, Climate Change and Technology	P-MEE001-110	Estab. Water System (4 Islands) & Water Storage (25 Islands)			Retention	Expenditure details included under "At multiple islands"		
	1229	Ministry of Environment, Climate Change and Technology	P-MEE084-001	Estab. Regional Waste Management System - Huvadhoo Atoll			On-going	Expenditure details included under "At multiple islands"		
								19,447,028	22,476,889	558,511
	GA.Dhaandhoo									
	1058	Ministry of Education	P-SCH214-001	Const. Of Multi Purpose Hall - GA.Dhaandhoo	Domestic	P-GOM	New	890,968	1,700,000	400,000
								890,968	1,700,000	400,000
	1163	Ministry of Health	P-HLT203-001	Health Centre Extension - GA.Dhaandhoo	Domestic	P-GOM	New	1,500,000	1,056,737	158,511
								1,500,000	1,056,737	158,511
	1215	Ministry of Youth, Sports & Community Empowerment	P-SPT048-001	Estab. Of Outdoor Gym - GA.Dhaandhoo	Domestic	P-GOM	On-going	231,665	463,330	-
								231,665	463,330	-
	1215	Ministry of Youth, Sports & Community Empowerment	P-SPT129-001	Devel. Of Football Ground - GA.Dhaandhoo	Domestic	P-GOM	On-going	157,274	141,547	-
								157,274	141,547	-
	1215	Ministry of Youth, Sports & Community Empowerment	P-SPT267-001	Devel. Of Badminton Court - GA.Dhaandhoo	Domestic	P-GOM	On-going	158,602	142,742	-
								158,602	142,742	-

Island	BA	Office	Project Code	Project Name	Fund	Fund Details	Status	2023 Approved	2024 Approved	2025 Approved
GA.Dhevvadhoo	1215	Ministry of Youth, Sports & Community Empowerment	P-SPT268-001	Dev. Of Volley Court - GA.Dhaandhoo	Domestic	P-GOM	Retention	83,070	-	-
	1224	Ministry of National Planning, Housing and Infrastructure	P-HBR088-001	Extension of Harbour - GA.Dhaandhoo	Domestic	P-GOM	On-going	3,166,704	3,562,542	-
	1224	Ministry of National Planning, Housing and Infrastructure	P-REC015-001	Land Reclamation - GA.Dhaandhoo	Domestic	P-GOM	On-going	8,427,170	9,480,566	-
	1224	Ministry of National Planning, Housing and Infrastructure	P-ROD054-001	Linking main island to reclaimed area - GA.Dhaandhoo	Domestic	P-GOM	New	3,200,000	4,800,000	-
	1229	Ministry of Environment, Climate Change and Technology	P-WST050-001	Estab. of WRMC - GA.Dhaandhoo	Domestic	P-GOM	New	1,631,575	1,129,425	-
	1027	Maldives Police Service	P-POL010-001	Establishing Of Police Stations	Trust fund	T-MGF	Awarded	1,631,575	1,129,425	-
	1224	Ministry of National Planning, Housing and Infrastructure	P-WAS069-001	Provision of Water Supply & Sewerage Project			On-going	Expenditure details included under "At multiple islands"		
	1224	Ministry of National Planning, Housing and Infrastructure	P-WAT024-001	Micro grid desalination Plant			On-going	Expenditure details included under "At multiple islands"		
	1229	Ministry of Environment, Climate Change and Technology	P-MEE084-001	Estab. Regional Waste Management System - Huvadhoo Atoll			On-going	Expenditure details included under "At multiple islands"		
								16,709,876	19,960,268	7,667,370
	1062	Ministry of Education	P-SCH114-001	Sultan Mohamed School 2 Storey Building - GA.Dhevvadhoo	Domestic	P-GOM	Retention	193,650	-	-
	1163	Ministry of Health	P-HLT055-001	Health Centre Extension - GA.Dhevvadhoo	Domestic	P-GOM	Tendering	119,781	107,803	16,170
	1215	Ministry of Youth, Sports & Community Empowerment	P-SPT135-001	Devel. Of Football Ground - GA.Dhevvadhoo	Domestic	P-GOM	On-going	239,605	215,645	-
	1215	Ministry of Youth, Sports & Community Empowerment	P-SPT424-001	Estab. Of Volley Court - GA.Dhevvadhoo	Domestic	P-GOM	New	1,500,000	-	-
	1224	Ministry of National Planning, Housing and Infrastructure	P-CPT044-001	Coastal Protection - GA.Dhevvadhoo	Trust fund	T-MGF	Pre-tendering	1,120,000	1,008,000	151,200
	1224	Ministry of National Planning, Housing and Infrastructure	P-HBR156-001	Upgrading of Harbour - GA.Dhevvadhoo	Domestic	P-GOM	New	2,250,000	5,250,000	7,500,000
	1224	Ministry of National Planning, Housing and Infrastructure	P-WAS044-001	Water and Sewerage System -GA.Dhevvadhoo	Domestic	P-GOM	On-going	10,411,840	11,713,320	-
	1229	Ministry of Environment, Climate Change and Technology	P-WST061-001	Estab. of WRMC - GA.Dhevvadhoo	Trust fund	T-MGF	New	875,000	1,665,500	-
								875,000	1,665,500	-

Island	BA	Office	Project Code	Project Name	Fund	Fund Details	Status	2023 Approved	2024 Approved	2025 Approved
GA,Kon'dey										
1058	Ministry of Education		P-SCH169-001	Const. of 4 Classroom - GA, Kon'dey	Domestic	P-GOM	On-going	9,871,871	11,129,233	350,000
								685,327	616,794	-
1215	Ministry of Youth, Sports & Community Empowerment		P-SPT387-001	Estab. of Youth Centre GA,Kon'dey	Domestic	P-GOM	New	250,000	200,000	350,000
								250,000	200,000	350,000
1224	Ministry of National Planning, Housing and Infrastructure		P-DR0014-001	Estab. Water & Sewerage System - GA,Kon'dey	Domestic	P-GOM	On-going	6,184,663	6,957,746	-
								6,184,663	6,957,746	-
1229	Ministry of Environment, Climate Change and Technology		P-WST060-001	Estab. of WRMC - GA,Kon'dey	Trust fund	T-MGF	New	875,000	1,665,500	-
								875,000	1,665,500	-
1240	Ministry of Islamic Affairs		P-MSQ023-001	Construction Of Mosque - GA, Kon'dey	Domestic	P-GOM	On-going	1,876,881	1,689,193	-
								1,876,881	1,689,193	-
1229	Ministry of Environment, Climate Change and Technology		P-MEE001-110	Estab. Water System (4 Islands) & Water Storage (25 Islands)			Retention	Expenditure details included under "At multiple islands"		
1229	Ministry of Environment, Climate Change and Technology		P-MEE084-001	Estab. Regional Waste Management System - Huvaadhu Atoll			On-going	Expenditure details included under "At multiple islands"		
GA,Gemanafushi								17,776,568	20,759,726	8,528,847
1163	Ministry of Health		P-HLT108-001	Health Centre Extension - GA, Gemanafushi	Domestic	P-GOM	On-going	911,357	820,222	-
								911,357	820,222	-
1215	Ministry of Youth, Sports & Community Empowerment		P-SOC075-001	Est. of Youth Centre - GA,Gemanafushi	Domestic	P-GOM	Tendering	210,000	420,000	63,000
								210,000	420,000	63,000
1224	Ministry of National Planning, Housing and Infrastructure		P-CPT017-001	Coastal Protection - GA, Gemanafushi	Trust fund	T-MGF	Awarded	107,520	215,040	32,256
								107,520	215,040	32,256
1224	Ministry of National Planning, Housing and Infrastructure		P-HBR116-001	Extension of Harbour - GA, Gemanafushi	Domestic	P-GOM	Pre-tendering	9,582,322	10,780,113	1,617,017
								9,582,322	10,780,113	1,617,017
1224	Ministry of National Planning, Housing and Infrastructure		P-R0D048-001	Road Construction - GA, Gemanafushi	Domestic	P-GOM	Pre-tendering	1,915,200	2,154,600	3,750,000
								1,915,200	2,154,600	3,750,000
1224	Ministry of National Planning, Housing and Infrastructure		P-SAN023-001	Estab. Sewerage System - GA, Gemanafushi	Trust fund	T-MGF	On-going	2,700,679	3,038,264	-
								2,700,679	3,038,264	-
1229	Ministry of Environment, Climate Change and Technology		P-WST062-001	Estab. of WRMC - GA, Gemanafushi	Trust fund	T-MGF	New	875,000	1,665,500	-
								875,000	1,665,500	-
1240	Ministry of Islamic Affairs		P-MSQ043-001	Const. of Mosque- GA,Gemanafushi	Domestic	P-GOM	New	1,474,490	1,665,987	3,066,574
								1,474,490	1,665,987	3,066,574
1027	Maldives Police Service		P-POL010-001	Establishing Of Police Stations			Awarded	Expenditure details included under "At multiple islands"		
1224	Ministry of National Planning, Housing and Infrastructure		P-WAS069-001	Provision of Water Supply & Sewerage Project			On-going	Expenditure details included under "At multiple islands"		

Island	BA	Office	Project Code	Project Name	Fund	Fund Details	Status	2023 Approved	2024 Approved	2025 Approved
GA,Kan'duhulhoo										
1062	Ministry of Education		P-M0E042-001	School Building (Multi Purp. Hall) - GA,Kanduhulhoo			On-going	3,493,979	2,715,588	62,899
				Domestic	P-GOM		328,117	205,305	-	
							328,117	205,305	-	
			P-SPT330-001	Estab. Of Indoor Volley Court - Ga,Kanduhulhoo		Awarded	465,920	419,328	62,899	
1215	Ministry of Youth, Sports & Community Empowerment				Domestic	P-GOM		465,920	419,328	62,899
			P-WAS045-001	Water and Sewerage System -Kanduhulhoo		On-going	1,068,367	961,530	-	
1224	Ministry of National Planning, Housing and Infrastructure				Trust fund	T-MGF		1,068,367	961,530	-
			P-WST049-001	Estab. of WRMC - GA,Kanduhulhoo		New	1,631,575	1,129,425	-	
1229	Ministry of Environment, Climate Change and Technology				Trust fund	T-MGF		1,631,575	1,129,425	-
							-	-	-	-
GA,Koodoo										
1233	Ministry of Fisheries, Marine Resources and Agriculture		P-FIS004-001	Fisheries Sector Development Project			On-going	Expenditure details included under "At multiple islands"		
1233	Ministry of Fisheries, Marine Resources and Agriculture		P-FIS006-001	Expansion Of MFCD Facility - Koodoo & Kaduohgiri			Pre-tendering	Expenditure details included under "At multiple islands"		
GA,Matu										
1233	Ministry of Fisheries, Marine Resources and Agriculture		P-MFA009-004	Maldives Sustainable Fisheries Development Project			On-going	-	-	-
GDh,Thinadhoo										
1014	National Disaster Management Authority		P-OTH012-001	Estab. of Reg. Emergency Oper. Centre - GDh,Thinadhoo			On-going	129,972,311	149,366,226	37,468,412
				Domestic	P-GOM		120,000	112,000	-	
1027	Maldives Police Service		P-POL004-001	Construction of G.Dh,Thinadhoo Police Station			On-going	120,000	112,000	-
				Domestic	P-GOM		2,429,731	2,733,447	-	
1058	Ministry of Education		P-SCH179-001	Const. of Toilets - GDH,Thinadhoo			Pre-tendering	2,429,731	2,733,447	-
				Domestic	P-GOM		366,000	239,400	35,910	
1058	Ministry of Education		P-SCH180-001	Const. of Sen Classroom - GDH,Thinadhoo			On-going	366,000	239,400	35,910
				Domestic	P-GOM		574,560	517,104	-	
1130	Maldives National University		P-CHE003-001	MNU Campus (Student Accomodation Block) - GDh,Thinadhoo			On-going	574,560	517,104	-
				Domestic	P-GOM		907,200	816,480	-	
1130	Maldives National University		P-CHE003-002	MNU Campus (Staff Accomodation Block) - GDh,Thinadhoo			Pre-tendering	907,200	816,480	-
				Domestic	P-GOM		756,000	680,400	102,060	
1130	Maldives National University		P-UNI010-001	MNU Campus (Extension) - GDH,Thinadhoo			Awarded	756,000	680,400	102,060
				Domestic	P-GOM		869,400	782,460	117,369	
1163	Ministry of Health		P-HLT139-001	Regional Hospital New Building - GDh,Thinadhoo			On-going	869,400	782,460	117,369
				Loan	X-KWT		26,603,112	18,750,000	-	

Island	BA	Office	Project Code	Project Name	Fund	Fund Details	Status	2023 Approved	2024 Approved	2025 Approved
1171	Dr. Abdul Samad Memorial Hospital		P-HLT009-002	Tertiary Hospital - Gdh. Thinaadho	Domestic	P-GOM	On-going	5,500,000	1,500,000	-
1171	Dr. Abdul Samad Memorial Hospital		P-HLT009-003	Const. of 06 BED ICU AREA	Domestic	P-GOM	New	8,000,000	3,500,000	3,500,000
1171	Dr. Abdul Samad Memorial Hospital		P-HLT009-004	ASMH OT Extension and upgrade	Domestic	P-GOM	New	10,000,000	10,000,000	-
1215	Ministry of Youth, Sports & Community Empowerment		P-SOC067-002	Devel. Of Swimming Track - Gdh. Thinaadho	Domestic	P-GOM	New	250,000	-	-
1215	Ministry of Youth, Sports & Community Empowerment		P-SOC085-001	Upgrading of Indoor Youth Centre - Gdh. Thinaadho	Domestic	P-GOM	New	125,000	2,000,000	375,000
1215	Ministry of Youth, Sports & Community Empowerment		P-SPT115-001	Upgrading Zone Stadium - Gdh. Thinaadho	Domestic	P-GOM	Pre-tendering	140,000	126,000	18,900
1215	Ministry of Youth, Sports & Community Empowerment		P-SPT116-001	Devel. Of Football Ground - Gdh. Thinaadho	Domestic	P-GOM	On-going	223,379	446,759	-
1215	Ministry of Youth, Sports & Community Empowerment		P-SPT117-001	Estab. Of Outdoor Gym - Gdh. Thinaadho	Domestic	P-GOM	On-going	206,750	413,500	-
1215	Ministry of Youth, Sports & Community Empowerment		P-SPT221-001	Estab. Of Synthetic Track - Gdh. Thinaadho	Loan	X-INEX	Pre-tendering	1,880,000	1,997,500	-
1224	Ministry of National Planning, Housing and Infrastructure		P-CPT001-001	Revetment Project - Gdh. Thinaadho	Trust fund	T-MGF	Awarded	1,537,200	1,383,480	207,522
1224	Ministry of National Planning, Housing and Infrastructure		P-HBR059-001	Ice Plant Jetty Construction - Gdh. Thinaadho	Domestic	P-GOM	Retention	972,904	-	-
1224	Ministry of National Planning, Housing and Infrastructure		P-HOU037-001	Const. Of 200 Housing units - Gdh. Thinaadho	Domestic	P-GOM	Tendering	46,260,000	77,100,000	30,840,000
1224	Ministry of National Planning, Housing and Infrastructure		P-HTE061-002	Developing Roads - Gdh. Thinaadho	Domestic	P-GOM	On-going	5,767,093	6,487,980	-
1224	Ministry of National Planning, Housing and Infrastructure		P-MIA014-003	Finishing of Islamic Centre - Gdh. Thinaadho	Domestic	P-GOM	Pre-tendering	667,978	601,180	90,177
1224	Ministry of National Planning, Housing and Infrastructure		P-REC024-001	Land Reclamation for Industrial Zone - Gdh. Thinaadho	Domestic	P-GOM	On-going	4,500,000	2,600,000	1,320,000
1224	Ministry of National Planning, Housing and Infrastructure		P-SOC067-001	Devel. Swimming Area - Gdh. Thinaadho	Domestic	P-GOM	Pre-tendering	180,000	360,000	54,000
1224	Ministry of National Planning, Housing and Infrastructure		P-SOC099-001	Devel. Of Picnic Island - Gdh. Thinaadho	Domestic	P-GOM	New	500,000	1,500,000	-
								500,000	1,500,000	-

Island	BA	Office	Project Code	Project Name	Fund	Fund Details	Status	2023 Approved	2024 Approved	2025 Approved
Gdh. Madavelli	1224	Ministry of National Planning, Housing and Infrastructure	P-WAS091-001	Estab. Electricity Water & Sewerage System - Gdh. Thinaadhoo	Domestic	P-GOM	Pre-tendering	1,783,433	2,006,362	300,954
								1,783,433	2,006,362	300,954
	1229	Ministry of Environment, Climate Change and Technology	P-MEE100-001	Estab. Drainage System - Gdh. Thinaadhoo	Trust fund	T-MGF	On-going	1,350,971	1,215,874	-
								1,350,971	1,215,874	-
	1229	Ministry of Environment, Climate Change and Technology	P-WST009-001	Estab. Of Waste Yard (Phase 2) - Gdh. Thinaadhoo	Trust fund	T-MGF	Pre-tendering	3,001,600	3,376,800	506,520
								3,001,600	3,376,800	506,520
	1229	Ministry of Environment, Climate Change and Technology	P-WST041-001	Estab. of Waste and resources Mngmt. center - Gdh. Thinaadhoo	Trust fund	T-MGF	New	4,500,000	8,119,500	-
								4,500,000	8,119,500	-
	1224	Ministry of National Planning, Housing and Infrastructure	P-HOU012-002	Development of 1500 Housing Units - Ph2			On-going	Expenditure details included under "At multiple islands "		
	1224	Ministry of National Planning, Housing and Infrastructure	P-HTE158-001	Installing Street Lights in Road Devel. Islands			On-going	Expenditure details included under "At multiple islands "		
Gdh. Hoandekdhoo	1229	Ministry of Environment, Climate Change and Technology	P-MEE001-105	Accelr. Sustainable Pvt. Invmt. in Renewable Energy - ASPIRE			On-going	Expenditure details included under "At multiple islands "		
	1229	Ministry of Environment, Climate Change and Technology	P-RNW001-001	AREISE Project			Pre-tendering	Expenditure details included under "At multiple islands "		
	1233	Ministry of Fisheries, Marine Resources and Agriculture	P-FIS004-001	Fisheries Sector Development Project			On-going	Expenditure details included under "At multiple islands "		
								13,440,571	11,345,708	2,525,121
	1163	Ministry of Health	P-HLT010-001	Upgr. Health Centre & Lab -Gdh.Madaveli	Domestic	P-GOM	On-going	232,928	209,635	-
								232,928	209,635	-
	1224	Ministry of National Planning, Housing and Infrastructure	P-REC015-002	Land Reclamation & Causeway Upgrade - Gdh.Madaveli	Domestic	P-GOM	Awarded	6,787,525	7,635,966	2,525,121
								6,787,525	7,635,966	2,525,121
	1224	Ministry of National Planning, Housing and Infrastructure	P-SAN021-001	Estab. Sewerage System - Gdh.Madaveli	Trust fund	T-MGF	On-going	600,118	540,107	-
								600,118	540,107	-
Gdh. Hoandekdhoo	1229	Ministry of Environment, Climate Change and Technology	P-WST059-001	Estab. of WRMC - Gdh. Madaveli	Trust fund	T-MGF	New	1,020,000	2,760,000	-
								1,020,000	2,760,000	-
	1233	Ministry of Fisheries, Marine Resources and Agriculture	P-FIS024-002	Estab. Ice Plant - Gdh. Madaveli	Domestic	P-GOM	Pre-tendering	4,800,000	200,000	-
								4,800,000	200,000	-
	1027	Maldives Police Service	P-POL010-001	Establishing Of Police Stations			Awarded	Expenditure details included under "At multiple islands "		
	1224	Ministry of National Planning, Housing and Infrastructure	P-HOU012-002	Development of 1500 Housing Units - Ph2			On-going	Expenditure details included under "At multiple islands "		
	1224	Ministry of National Planning, Housing and Infrastructure	P-WAS069-001	Provision of Water Supply & Sewerage Project			On-going	Expenditure details included under "At multiple islands "		
								3,713,561	4,400,205	195,900
	1062	Ministry of Education	P-SCH129-001	School 2 Classroom, Lab and ICT Building - Gdh.Hoandekdhoo	Domestic	P-GOM	On-going	1,760,280	1,584,252	-
								1,760,280	1,584,252	-
Gdh. Hoandekdhoo	1215	Ministry of Youth, Sports & Community Empowerment	P-SOC026-001	Devel. Of Youth Centre - Gdh.Hoandekdhoo	Domestic	P-GOM	On-going	138,281	124,453	-
								138,281	124,453	-

Island	BA	Office	Project Code	Project Name	Fund	Fund Details	Status	2023 Approved	2024 Approved	2025 Approved
Gdh, Nadella	1224	Ministry of National Planning, Housing and Infrastructure	P-HBR032-002	Development Of Slipway - Gdh.Hoandehthoo	Domestic	P-GOM	Pre-tendering	800,000	900,000	180,000
								800,000	900,000	180,000
	1229	Ministry of Environment, Climate Change and Technology	P-WST054-001	Estab. of WRMC - Gdh.Hoandehthoo	Trust fund	T-MGF	New	875,000	1,665,500	-
								875,000	1,665,500	-
	1276	Local Government Authority	P-LCL013-001	Construction Of Council Office - Gdh.Hoandehthoo	Domestic	P-GOM	Tendering	140,000	126,000	18,900
Gdh, Rathafandhoo	1224	Ministry of National Planning, Housing and Infrastructure	P-HOU012-002	Development of 1500 Housing Units - PI2	Domestic	P-GOM	On-going	Expenditure details included under "At multiple islands"	126,000	18,900
	1224	Ministry of National Planning, Housing and Infrastructure	P-WAS069-001	Provision of Water Supply & Sewerage Project			On-going	Expenditure details included under "At multiple islands"		
	1224	Ministry of National Planning, Housing and Infrastructure	P-WAS092-001	Outer Island Harbour, Water Supply & Sewerage - OFID Phase 3			On-going	Expenditure details included under "At multiple islands"		
	1229	Ministry of Environment, Climate Change and Technology	P-MEE001-110	Estab. Water System (4 Islands) & Water Storage (25 Islands)			Retention	Expenditure details included under "At multiple islands"		
	1229	Ministry of Environment, Climate Change and Technology	P-MEE084-001	Estab. Regional Waste Management System - Huvadhoo Atoll			On-going	Expenditure details included under "At multiple islands"		
								7,552,069	13,951,018	1,074,629
Gdh, Rathafandhoo	1058	Ministry of Education	P-SCH141-001	Const. of 02 Classroom & Staffroom - Gdh.Nadella	Domestic	P-GOM	Pre-tendering	513,996	462,597	69,389
								513,996	462,597	69,389
	1215	Ministry of Youth, Sports & Community Empowerment	P-SOC027-001	Devel. Of Youth Centre - Gdh.Nadella	Domestic	P-GOM	On-going	147,157	132,441	-
								147,157	132,441	-
	1215	Ministry of Youth, Sports & Community Empowerment	P-SPT378-001	Estab. of Football Ground in Gdh.Nadella	Domestic	P-GOM	New	325,000	5,200,000	975,000
Gdh, Rathafandhoo	1224	Ministry of National Planning, Housing and Infrastructure	P-CPT067-001	Coastal Protection - Gdh.Nadella	Domestic	P-GOM	Pre-tendering	325,000	5,200,000	975,000
								100,800	201,600	30,240
					Trust fund	T-MGF		100,800	201,600	30,240
	1224	Ministry of National Planning, Housing and Infrastructure	P-WAS060-001	Water and Sewerage Network - Gdh.Nadella	Trust fund	T-MGF	On-going	5,590,116	6,288,880	-
								5,590,116	6,288,880	-
Gdh, Rathafandhoo	1229	Ministry of Environment, Climate Change and Technology	P-WST056-001	Estab. of WRMC - Gdh.Nadella	Trust fund	T-MGF	New	875,000	1,665,500	-
								875,000	1,665,500	-
	1163	Ministry of Health	P-HLT090-001	Construction Of Portico And Garage For Health Centres			Pre-tendering	Expenditure details included under "At multiple islands"		
	1229	Ministry of Environment, Climate Change and Technology	P-MEE001-110	Estab. Water System (4 Islands) & Water Storage (25 Islands)			Retention	Expenditure details included under "At multiple islands"		
								11,263,448	12,347,944	1,353,939
Gdh, Rathafandhoo	1058	Ministry of Education	P-SCH148-001	Const. of 6 Classroom - Gdh.Rathafandhoo	Domestic	P-GOM	On-going	1,142,214	1,027,993	-
								1,142,214	1,027,993	-
	1224	Ministry of National Planning, Housing and Infrastructure	P-CPT007-001	Coastal Protection - Gdh.Rathafandhoo	Trust fund	T-MGF	On-going	974,720	877,248	-
								974,720	877,248	-
	1224	Ministry of National Planning, Housing and Infrastructure	P-DRG015-001	Estab. Water & Sewerage System - Gdh.Rathafandhoo	Domestic	P-GOM	Awarded	6,808,181	7,659,203	1,148,880
Gdh, Rathafandhoo								6,808,181	7,659,203	1,148,880

Island	BA	Office	Project Code	Project Name	Fund	Fund Details	Status	2023		2024		2025	
								Approved	Approved	Approved	Approved	Approved	Approved
	1229	Ministry of Environment, Climate Change and Technology	P-WST053-001	Establishment of WRMC - GDh. Rahafrandhoo	Trust fund	T-MGF	New	1,190,000	1,750,000	1,750,000	-	-	-
	1233	Ministry of Fisheries, Marine Resources and Agriculture	P-FIS027-002	Estab. Ice Plant - GDh. Rahafrandhoo	Domestic	P-GOM	Pre-tendering	1,148,333	1,033,500	1,033,500	205,059	205,059	205,059
	1229	Ministry of Environment, Climate Change and Technology	P-MEE001-110	Estab. Water System (4 Islands) & Water Storage (25 Islands)			Retention	Expenditure details included under "At multiple islands"					
	1229	Ministry of Environment, Climate Change and Technology	P-MEE008-001	Estab. Regional Waste Management System - Huvaadhu Atoll			On-going	Expenditure details included under "At multiple islands"					
GDh. Fiyoari								9,138,491	6,481,452	326,021			
	1163	Ministry of Health	P-HLT054-001	Health Centre Extension - GDh. Fiyoari	Domestic	P-GOM	On-going	1,118,411	201,315	201,315	-	-	-
	1215	Ministry of Youth, Sports & Community Empowerment	P-SOC058-001	Dev. Of Social Centre - GDh. Fiyoaree	Domestic	P-GOM	Awarded	136,746	123,071	123,071	18,461	18,461	18,461
	1224	Ministry of National Planning, Housing and Infrastructure	P-HBR112-001	Harbour Survey and Designing - GDh. Fiyoaree	Domestic	P-GOM	Pre-tendering	350,000	50,400	50,400	7,560	7,560	7,560
	1224	Ministry of National Planning, Housing and Infrastructure	P-HBR112-002	Upgrading Harbour & Coastal Protection - GDh. Fiyoari	Domestic	P-GOM	New	1,800,000	3,900,000	3,900,000	300,000	300,000	300,000
	1229	Ministry of Environment, Climate Change and Technology	P-WST058-001	Estab. of WRMC - GDh. Fiyoari	Trust fund	T-MGF	New	933,334	2,006,666	2,006,666	-	-	-
	1233	Ministry of Fisheries, Marine Resources and Agriculture	P-FIS025-002	Estab. Ice Plant - GDh. Fiyoaree	Domestic	P-GOM	Pre-tendering	4,800,000	200,000	200,000	-	-	-
	1224	Ministry of National Planning, Housing and Infrastructure	P-WAS092-001	Outer Island Harbour, Water Supply & Sewerage - OFID Phase 3			On-going	Expenditure details included under "At multiple islands"					
	1229	Ministry of Environment, Climate Change and Technology	P-MEE001-110	Estab. Water System (4 Islands) & Water Storage (25 Islands)			Retention	Expenditure details included under "At multiple islands"					
GDh. Faresmaathodaa								17,545,573	18,929,313	973,633			
	1059	Ministry of Education	P-SCH164-001	School 05 Class Room & Multi Purpose Hall - GDh. Faresmaathodaa	Domestic	P-GOM	Pre-tendering	1,856,098	1,670,488	1,670,488	250,573	250,573	250,573
	1215	Ministry of Youth, Sports & Community Empowerment	P-SOC028-001	Devel. Of Youth Centre - GDh. Faresmaathodaa	Domestic	P-GOM	Pre-tendering	100,000	200,000	200,000	30,000	30,000	30,000
	1224	Ministry of National Planning, Housing and Infrastructure	P-AIR004-001	Developing Airport - Faresmaathodaa	Domestic	P-GOM	On-going	10,920,000	12,285,000	12,285,000	-	-	-
	1224	Ministry of National Planning, Housing and Infrastructure	P-HTE011-047	Developing Harbour - GDh. Faresmaathodaa	Domestic	P-GOM	Pre-tendering	200,000	570,000	570,000	85,500	85,500	85,500
	1224	Ministry of National Planning, Housing and Infrastructure	P-RD0025-001	Road Const. Airport to Harbor-Faresmaathodaa	Domestic	P-GOM	On-going	2,688,000	3,024,000	3,024,000	600,000	600,000	600,000
								2,688,000	3,024,000	3,024,000	600,000	600,000	600,000

Island	BA	Office	Project Code	Project Name	Fund	Fund Details	Status	2023	2024	2025
								Approved	Approved	Approved
Gdh. Gaddhoo	1224	Ministry of National Planning, Housing and Infrastructure	P-RD0026-001	Development of Causeway - Gdh. Faresmaathodaa	Domestic	P-GOM	Awarded	150,000	50,400	7,560
	1229	Ministry of Environment, Climate Change and Technology	P-WST051-001	Estab. of WRMC - Gdh. Faresmaathodaa	Trust fund	T-MGF	New	1,631,575	1,129,425	-
	1027	Maldives Police Service	P-POL010-001	Establishing Of Police Stations			Awarded	Expenditure details included under "At multiple islands"	1,129,425	-
	1224	Ministry of National Planning, Housing and Infrastructure	P-WAS009-001	Provision of Water Supply & Sewerage Project			On-going	Expenditure details included under "At multiple islands"		
	1229	Ministry of Environment, Climate Change and Technology	P-MEE001-110	Estab. Water System (4 Islands) & Water Storage (25 Islands)			Retention	Expenditure details included under "At multiple islands"		
	1532	Ministry of Arts, Culture and Heritage	P-CLT002-001	Estab. Of Site Museums & Maintenance of Cultural Sites			On-going	Expenditure details included under "At multiple islands"		
								14,308,696	21,952,683	14,569,093
	1062	Ministry of Education	P-SCH030-001	GDH. Gaddhoo School MP Hall&Office blding	Domestic	P-GOM	On-going	1,680,000	1,512,000	-
	1163	Ministry of Health	P-HLT156-001	New Hospital Building - Gdh. Gaddhoo	Loan	X-DBK	Pre-tendering	4,788,150	9,576,300	9,576,300
	1215	Ministry of Youth, Sports & Community Empowerment	P-SPT228-001	Estab. Of Football Ground - Gdh. Gaddhoo	Domestic	P-GOM	On-going	550,000	1,100,000	-
Gdh. Gaddhoo	1215	Ministry of Youth, Sports & Community Empowerment	P-SPT256-001	Estab. Of Surf Track - Gdh. Gaddhoo	Domestic	P-GOM	Pre-tendering	113,436	226,872	34,031
	1224	Ministry of National Planning, Housing and Infrastructure	P-HBR090-001	Repairing Harbour - Gdh. Gaddhoo	Domestic	P-GOM	On-going	2,300,503	2,588,066	-
	1224	Ministry of National Planning, Housing and Infrastructure	P-REC026-001	Land Reclamation - Gdh. Gaddhoo	Domestic	P-GOM	On-going	238,000	476,000	4,275,000
	1224	Ministry of National Planning, Housing and Infrastructure	P-RD0012-001	Road Construction - Gdh. Gaddhoo	Domestic	P-GOM	On-going	3,107,735	3,496,201	-
	1229	Ministry of Environment, Climate Change and Technology	P-WST064-001	Estab. of WRMC - Gdh. Gaddhoo	Trust fund	T-MGF	New	875,000	1,665,500	-
	1233	Ministry of Fisheries, Marine Resources and Agriculture	P-FIS026-002	Estab. Ice Plant - Gdh. Gaddhoo	Domestic	P-GOM	On-going	235,872	471,744	-
	1276	Local Government Authority	P-LCL020-001	Construction Of Council Office - Gdh. Gaddhoo	Domestic	P-GOM	On-going	420,000	840,000	683,762
	1027	Maldives Police Service	P-POL010-001	Establishing Of Police Stations			Awarded	Expenditure details included under "At multiple islands"		
	1224	Ministry of National Planning, Housing and Infrastructure	P-HOU012-002	Development of 1500 Housing Units - Ph2			On-going	Expenditure details included under "At multiple islands"		

Island	BA	Office	Project Code	Project Name	Fund	Fund Details	Status	2023 Approved	2024 Approved	2025 Approved
Gdh. Vaadhoo										
1058	Ministry of Education		P-SCH183-001	Const. of School Admin Building - GDH.Vaadhoo	Domestic	P-GOM	Pre-tendering	8,061,823	10,268,673	4,847,166
								1,276,800	1,149,120	172,368
1062	Ministry of Education		P-SCH092-001	School Building (4 Class & Multi Purp. Hall)- GDh. Vaadhoo	Domestic	P-GOM	Retention	395,961	-	-
								395,961	-	-
1215	Ministry of Youth, Sports & Community Empowerment		P-SPT456-001	Devel. Of Youth Centre - Gdh. Vaadhoo	Domestic	P-GOM	New	500,000	1,875,000	125,000
								500,000	1,875,000	125,000
1224	Ministry of National Planning, Housing and Infrastructure		P-RDD043-001	Developing Roads - GDh. Vaadhoo	Domestic	P-GOM	On-going	112,000	100,800	3,750,000
								112,000	100,800	3,750,000
1229	Ministry of Environment, Climate Change and Technology		P-WST008-001	Estab. Waste Transfer Station - Huvadhoo Atoll	Trust fund	T-MGF	Pre-tendering	2,688,000	3,024,000	453,600
								2,688,000	3,024,000	453,600
1229	Ministry of Environment, Climate Change and Technology		P-WST063-001	Estab. of WRMC - GDh. Vaadhoo	Trust fund	T-MGF	New	875,000	1,665,500	-
								875,000	1,665,500	-
1264	Department of Judicial Administration		P-CRT005-001	Construction Of Magistrate Court - GDh.Vaadhoo	Domestic	P-GOM	On-going	162,516	146,264	-
								162,516	146,264	-
1276	Local Government Authority		P-LCL014-001	Construction Of Council Office - GDh.Vaadhoo	Domestic	P-GOM	Tendering	2,051,546	2,307,989	346,198
								2,051,546	2,307,989	346,198
1027	Maldives Police Service		P-POL010-001	Establishing Of Police Stations			Awarded	Expenditure details included under "At multiple islands"		
1224	Ministry of National Planning, Housing and Infrastructure		P-WAS092-001	Outer Island Harbour, Water Supply & Sewerage - OFID Phase 3			On-going	Expenditure details included under "At multiple islands"		
Gdh. Kaadedhdhoo										
								750,108	675,097	-
1224	Ministry of National Planning, Housing and Infrastructure		P-HBR138-001	Reconstruction of Harbour-GD.Kaadedhdhoo	Domestic	P-GOM	On-going	750,108	675,097	-
								750,108	675,097	-
Gn. Fuvahmulah										
								296,936,819	559,393,117	40,688,548
1062	Ministry of Education		P-SCH076-001	Moh. Jalaaluddin School Building (16 Class & Comp. Lab)	Domestic	P-GOM	Retention	414,636	-	-
								414,636	-	-
1062	Ministry of Education		P-SCH077-001	Hafiz Ahmed School 3 Storey Building (16 Classroom)	Domestic	P-GOM	On-going	346,708	222,037	-
								346,708	222,037	-
1062	Ministry of Education		P-SCH078-001	School Building (12 Classroom) - Gn.Atoll	Domestic	P-GOM	Pre-tendering	2,615,157	2,942,051	441,308
								2,615,157	2,942,051	441,308
1062	Ministry of Education		P-SCH079-001	Fuvamulak School Building (Multi Purp. Hall)	Domestic	P-GOM	Retention	414,636	-	-
								414,636	-	-

Island	BA	Office	Project Code	Project Name	Fund	Fund Details	Status	2023 Approved	2024 Approved	2025 Approved
1129	Ministry of Higher Education		P-UN006-001	Estab. Of State of Art TIVET Institution - Fuvamulaku	Domestic	P-GOM	On-going	176,400	352,800	-
1130	Maldives National University		P-UN011-001	Estab. Of ICT Facility Building - Fuvamulaku	Domestic	P-GOM	Awarded	533,248	479,923	71,988
1163	Ministry of Health		P-HLT123-001	Hospital New Building - Fuvahmulah	Domestic	P-GOM	Pretendering	805,434	2,416,303	-
1215	Ministry of Youth, Sports & Community Empowerment		P-SPT034-001	Dev. Indo Sports Complex-Fuvahmulah City	Loan	X-KWT	Tendering	805,434	2,416,303	-
1215	Ministry of Youth, Sports & Community Empowerment		P-SPT069-001	Devel. Of Football Ground - Fuvamulaku Headhandu	Domestic	P-GOM	On-going	368,143	331,328	45,699
1215	Ministry of Youth, Sports & Community Empowerment		P-SPT100-001	Devel. Of Football Ground - Fuvamulak Dhoodigan	Domestic	P-GOM	On-going	368,143	331,328	45,699
1215	Ministry of Youth, Sports & Community Empowerment		P-SPT100-002	Devel. Of Football Ground Stands - Fuvahmulah	Domestic	P-GOM	Pretendering	121,691	109,522	-
1215	Ministry of Youth, Sports & Community Empowerment		P-SPT130-001	Estab. Of Synthetic Track - Fuvamulak	Domestic	P-GOM	Pretendering	137,255	123,530	-
1215	Ministry of Youth, Sports & Community Empowerment		P-SPT100-001	Devel. Of Football Ground - Fuvamulak Dhoodigan	Domestic	P-GOM	On-going	137,255	123,530	-
1215	Ministry of Youth, Sports & Community Empowerment		P-SPT100-002	Devel. Of Football Ground Stands - Fuvahmulah	Domestic	P-GOM	Pretendering	150,000	300,000	45,000
1215	Ministry of Youth, Sports & Community Empowerment		P-SPT130-001	Estab. Of Synthetic Track - Fuvamulak	Domestic	P-GOM	Pretendering	150,000	300,000	45,000
1215	Ministry of Youth, Sports & Community Empowerment		P-SPT229-001	Dev. Of Skating Park - Fuvamulak City	Loan	X-INEX	Pretendering	1,880,000	1,997,500	-
1215	Ministry of Youth, Sports & Community Empowerment		P-SPT229-001	Dev. Of Skating Park - Fuvamulak City	Domestic	P-GOM	Pretendering	270,000	540,000	81,000
1215	Ministry of Youth, Sports & Community Empowerment		P-SPT235-001	Dev. Of Volley Court - Fuvahmulah City	Domestic	P-GOM	On-going	270,000	540,000	81,000
1215	Ministry of Youth, Sports & Community Empowerment		P-SPT235-001	Dev. Of Volley Court - Fuvahmulah City	Domestic	P-GOM	On-going	215,000	430,000	-
1215	Ministry of Youth, Sports & Community Empowerment		P-SPT254-001	Estab. Of Surf Track - Fuvahmulah City	Domestic	P-GOM	On-going	215,000	430,000	-
1215	Ministry of Youth, Sports & Community Empowerment		P-SPT254-001	Estab. Of Surf Track - Fuvahmulah City	Domestic	P-GOM	On-going	348,659	313,793	-
1215	Ministry of Youth, Sports & Community Empowerment		P-SPT269-001	Estab. Of Stadium - Fuvahmulah City	Domestic	P-GOM	On-going	348,659	313,793	-
1215	Ministry of Youth, Sports & Community Empowerment		P-SPT270-001	Devel of Dhiguvaadu Futsal Ground - Fuvahmulah	Domestic	P-GOM	On-going	310,000	620,000	-
1215	Ministry of Youth, Sports & Community Empowerment		P-SPT270-001	Devel of Dhiguvaadu Futsal Ground - Fuvahmulah	Domestic	P-GOM	On-going	310,000	620,000	-
1215	Ministry of Youth, Sports & Community Empowerment		P-SPT270-001	Devel of Dhiguvaadu Futsal Ground - Fuvahmulah	Domestic	P-GOM	On-going	385,377	346,839	-
1215	Ministry of Youth, Sports & Community Empowerment		P-SPT270-001	Devel of Dhiguvaadu Futsal Ground - Fuvahmulah	Domestic	P-GOM	On-going	385,377	346,839	-
1215	Ministry of Youth, Sports & Community Empowerment		P-SPT454-001	Upgra. Of Badminton Hall - Fuvamulak Dhoodigan	Domestic	P-GOM	New	500,000	-	-
1224	Ministry of National Planning, Housing and Infrastructure		P-PT019-001	Coastal Protection-Gn.Fuvamulak-OREO Pj	Domestic	P-GOM	On-going	500,000	-	-
1224	Ministry of National Planning, Housing and Infrastructure		P-PT019-001	Coastal Protection-Gn.Fuvamulak-OREO Pj	Grant	D-NLD	On-going	216,515,434	422,479,399	4,366,953
1224	Ministry of National Planning, Housing and Infrastructure		P-HBR033-001	Upgrading of Harbour - Fuvahmulah City	Trust fund	T-MGF	Pretendering	53,929,194	24,351,264	3,652,690
1224	Ministry of National Planning, Housing and Infrastructure		P-HBR033-001	Upgrading of Harbour - Fuvahmulah City	Loan	X-KWT	Pretendering	4,232,669	4,761,752	714,263
1224	Ministry of National Planning, Housing and Infrastructure		P-HBR033-001	Upgrading of Harbour - Fuvahmulah City	Domestic	P-GOM	Pretendering	158,353,571	393,366,383	-
1224	Ministry of National Planning, Housing and Infrastructure		P-HBR033-001	Upgrading of Harbour - Fuvahmulah City	Domestic	P-GOM	Pretendering	3,136,000	3,528,000	529,200
1224	Ministry of National Planning, Housing and Infrastructure		P-HBR033-001	Upgrading of Harbour - Fuvahmulah City	Domestic	P-GOM	Pretendering	3,136,000	3,528,000	529,200

Island	BA	Office	Project Code	Project Name	Fund	Fund Details	Status	2023 Approved	2024 Approved	2025 Approved
S.Hulhudhoo	1224	Ministry of National Planning, Housing and Infrastructure	P-HOU042-001	Const. Of 400 Housing units - Gn. Fuvahmulah	Domestic	P-GOM	Tendering	40,703,926	81,257,917	30,840,000
								40,703,926	81,257,917	30,840,000
	1224	Ministry of National Planning, Housing and Infrastructure	P-R00013-001	Road Construction - Fuvahmulah City	Domestic	P-GOM	On-going	7,610,395	8,561,694	-
								7,610,395	8,561,694	-
	1229	Ministry of Environment, Climate Change and Technology	P-HTE009-066	Water Supply and Sewerage System in Fuvahmulah - Kuwait Fund	Loan	X-KWT	On-going	3,081,240	4,621,860	-
								3,081,240	4,621,860	-
	1229	Ministry of Environment, Climate Change and Technology	P-WST040-001	Estab. of Waste Collection System - Gn. Fuvahmulah	Trust fund	T-MGF	New	11,496,600	23,592,600	4,163,400
								11,496,600	23,592,600	4,163,400
	1240	Ministry of Islamic Affairs	P-MSQ008-001	Upgrading of Masjidhul Hudha - Fuvahmulah	Domestic	P-GOM	On-going	473,089	189,235	-
								473,089	189,235	-
S.Hulhudhoo	1240	Ministry of Islamic Affairs	P-MSQ019-001	Construction Of Mosque - Fuvamulak Dhoodigan	Domestic	P-GOM	On-going	1,563,433	1,758,863	-
								1,563,433	1,758,863	-
	1240	Ministry of Islamic Affairs	P-SOC001-001	Esb. of Centre For Holy Quran-Fuvahmulah	Domestic	P-GOM	On-going	1,864,358	1,677,923	-
								1,864,358	1,677,923	-
	1276	Local Government Authority	P-FIS032-001	Upgra. Of Fish Market - Fuvamulak	Domestic	P-GOM	New	500,000	200,000	100,000
								500,000	200,000	100,000
	1224	Ministry of National Planning, Housing and Infrastructure	P-HOU012-002	Development of 1500 Housing Units - Ph2			On-going	Expenditure details included under "At multiple islands"		
	1229	Ministry of Environment, Climate Change and Technology	P-MEE001-105	Accelr. Sustainable Pvt. Invt. in Renewable Energy - ASPIRE			On-going	Expenditure details included under "At multiple islands"		
	1229	Ministry of Environment, Climate Change and Technology	P-RNW001-001	AREISE Project			Pre-tendering	Expenditure details included under "At multiple islands"		
								9,520,183	6,055,638	315,000
S.Hulhudhoo	1163	Ministry of Health	P-HLT013-001	Upgrading Health Centre - S. Hulhudhoo	Domestic	P-GOM	On-going	292,079	584,158	-
								292,079	584,158	-
	1204	Ministry of Tourism	P-TRZ002-002	Estab. Of Addu Tourism Zone - S. Hulhudhoo	Grant	D-IND	On-going	919,688	275,906	-
								919,688	275,906	-
	1215	Ministry of Youth, Sports & Community Empowerment	P-SOC073-001	Devel. Of Youth Centre - S. Hulhudhoo	Domestic	P-GOM	On-going	210,000	420,000	-
								210,000	420,000	-
	1215	Ministry of Youth, Sports & Community Empowerment	P-SPT119-001	Devel. Of Football Ground - S. Hulhudhoo	Domestic	P-GOM	On-going	124,646	112,181	-
								124,646	112,181	-
	1215	Ministry of Youth, Sports & Community Empowerment	P-SPT119-002	Instal. Of Football Ground Lighting System - S. Hulhudhoo	Domestic	P-GOM	New	420,000	1,365,000	315,000
								420,000	1,365,000	315,000
S.Hulhudhoo	1224	Ministry of National Planning, Housing and Infrastructure	P-HBR092-001	Developing Harbour - S. Hulhudhoo	Domestic	P-GOM	On-going	1,115,492	1,003,943	-
								1,115,492	1,003,943	-

Island	BA	Office	Project Code	Project Name	Fund	Fund Details	Status	2023 Approved	2024 Approved	2025 Approved
S.Feydhoo	1224	Ministry of National Planning, Housing and Infrastructure	P-SOC037-001	Estab. Visitors Centre- S.Hulhudhoo	Domestic	P-GOM	On-going	224,000	201,600	-
								224,000	201,600	-
	1233	Ministry of Fisheries, Marine Resources and Agriculture	P-FIS009-001	Estab. Of Fish Factory - S.Hulhudhoo	Domestic	P-GOM	On-going	1,214,278	1,092,850	-
								1,214,278	1,092,850	-
	1240	Ministry of Islamic Affairs	P-MIA001-060	Const. of Mosque- S.Hulhudhoo	Domestic	P-GOM	New	5,000,000	1,000,000	-
								5,000,000	1,000,000	-
	1224	Ministry of National Planning, Housing and Infrastructure	P-HOU012-002	Development of 1500 Housing Units - PH2	Domestic	P-GOM	On-going	Expenditure details included under "At multiple islands"		
	1224	Ministry of National Planning, Housing and Infrastructure	P-OTH001-001	Maldives Urban Dev. & Resilience Project	Domestic	P-GOM	On-going	Expenditure details included under "At multiple islands"		
	1224	Ministry of National Planning, Housing and Infrastructure	P-ROD031-001	Developing Roads - S.Hulhudhoo & Meedhoo	Domestic	P-GOM	On-going	Expenditure details included under "At multiple islands"		
	1224	Ministry of National Planning, Housing and Infrastructure	P-SAM028-001	Prov Water Supply,Sani.&WasteMgmt-OFID-P2	Domestic	P-GOM	On-going	Expenditure details included under "At multiple islands"		
	1229	Ministry of Environment, Climate Change and Technology	P-RNW001-001	AREISE Project	Domestic	P-GOM	Pre-tendering	Expenditure details included under "At multiple islands"		
								34,492,946	42,308,957	13,432,466
	1058	Ministry of Education	P-SCH193-001	Const. of New School at Sn.Feydhoo	Domestic	P-GOM	New	6,500,000	2,785,000	715,000
								6,500,000	2,785,000	715,000
	1062	Ministry of Education	P-SCH097-001	School Biding (2 Class. Health, Coun. & Godown) - S.Feydhoo	Domestic	P-GOM	Retention	41,462	-	-
								41,462	-	-
	1204	Ministry of Tourism	P-TRZ004-002	Estab. Of Addu Tourism Zone - S.Feydhoo	Grant	D-IND	On-going	1,532,813	-	-
								1,532,813	-	-
	1215	Ministry of Youth, Sports & Community Empowerment	P-HYS029-001	Development Of Sports Complex - S.Feydhoo	Domestic	P-GOM	On-going	340,000	680,000	-
								340,000	680,000	-
	1215	Ministry of Youth, Sports & Community Empowerment	P-SPT1009-001	Stadium (FootballGround&Track)- S.Feydhoo	Domestic	P-GOM	On-going	235,394	211,854	-
								235,394	211,854	-
	1215	Ministry of Youth, Sports & Community Empowerment	P-SPT120-001	Devel. Of Stadium - S.Feydhoo	Domestic	P-GOM	On-going	240,248	480,496	-
								240,248	480,496	-
	1215	Ministry of Youth, Sports & Community Empowerment	P-SPT234-001	Dev. Of Volley Court - S. Feydhoo	Domestic	P-GOM	On-going	298,000	596,000	-
								298,000	596,000	-
	1215	Ministry of Youth, Sports & Community Empowerment	P-SPT344-001	Estab. Of Netball Court - S. Feydhoo	Domestic	P-GOM	On-going	270,000	540,000	-
								270,000	540,000	-
	1215	Ministry of Youth, Sports & Community Empowerment	P-SPT453-001	Estab. Of Badminton Court - S.Feydhoo	Domestic	P-GOM	New	588,000	529,200	79,380
								588,000	529,200	79,380
	1224	Ministry of National Planning, Housing and Infrastructure	P-HBR126-001	Upgrading Harbour - S.Feydhoo	Domestic	P-GOM	Pre-tendering	6,359,029	7,153,907	1,073,086
								6,359,029	7,153,907	1,073,086

Island	BA	Office	Project Code	Project Name	Fund	Fund Details	Status	2023		2024		2025	
								Approved	Approved	Approved	Approved	Approved	Approved
1224	Ministry of National Planning, Housing and Infrastructure		P-HOU044-001	Const. Of 75 Housing units - S.Feydhoo	Domestic	P-GOM	Tendering	13,878,000	28,912,500	28,912,500	11,565,000	11,565,000	11,565,000
			P-OTH008-001	Leveling Mud Lands - S.Feydhoo	Domestic	P-GOM	Pre-tendering	4,000,000	-	-	-	-	-
1510	Ministry Of Gender, Family and Social Services		P-SOC070-001	Estab. Elderly Home - S.Feydhoo	Domestic	P-GOM	On-going	210,000	420,000	420,000	-	-	-
					Domestic	P-GOM		210,000	420,000	420,000	-	-	-
1224	Ministry of National Planning, Housing and Infrastructure		P-OTH001-001	Maldives Urban Dev. & Resilience Project			On-going	Expenditure details included under "At multiple islands"					
1224	Ministry of National Planning, Housing and Infrastructure		P-ROD030-001	Developing Roads in 4 Islands - Addu City			On-going	Expenditure details included under "At multiple islands"					
1224	Ministry of National Planning, Housing and Infrastructure		P-SAN028-001	Prov. Water Supply,Sani.&WasteMgmt-OFID-P2			On-going	Expenditure details included under "At multiple islands"					
1229	Ministry of Environment, Climate Change and Technology		P-MEE001-105	Accelr. Sustainable Pvt. Invmt. in Renewable Energy - ASPIRE			On-going	Expenditure details included under "At multiple islands"					
1229	Ministry of Environment, Climate Change and Technology		P-RNW001-001	AREISE Project			Pre-tendering	Expenditure details included under "At multiple islands"					
S.Maradhoo								8,400,720	5,441,616	430,000	-	-	-
1058	Ministry of Education		P-SCH177-001	Const. of School Science Lab - S.Maradhoo	Domestic	P-GOM	On-going	957,600	861,840	861,840	-	-	-
1062	Ministry of Education		P-SCH027-001	S.Maradhoo School New Building - 12 room	Domestic	P-GOM	Retention	335,690	-	-	-	-	-
1204	Ministry of Tourism		P-TRZ003-002	Estab. Of Addu Tourism Zone - S.Maradhoo	Grant	D-IND	On-going	1,226,250	-	-	-	-	-
1215	Ministry of Youth, Sports & Community Empowerment		P-SOC104-001	Estab. Of Outdoor gym- S.Maradhoo	Domestic	P-GOM	New	80,000	20,000	20,000	-	-	-
1215	Ministry of Youth, Sports & Community Empowerment		P-SPT030-001	Football Ground Turfing - S. Maradhoo	Domestic	P-GOM	On-going	234,093	210,683	210,683	-	-	-
1215	Ministry of Youth, Sports & Community Empowerment		P-SPT279-001	Devel. Of Youth Centre - S.Maradhoo	Domestic	P-GOM	On-going	128,800	115,920	115,920	-	-	-
1215	Ministry of Youth, Sports & Community Empowerment		P-SPT348-001	Estab. Lighting at Football Ground - S.Maradhoo	Domestic	P-GOM	Pre-tendering	437,500	1,100,000	1,100,000	165,000	165,000	165,000
1215	Ministry of Youth, Sports & Community Empowerment		P-SPT447-001	Devel. Of Volley Court - S.Maradhoo	Domestic	P-GOM	New	465,000	400,000	400,000	65,000	65,000	65,000
1215	Ministry of Youth, Sports & Community Empowerment		P-SPT449-001	Devel. Of Bashi Court - S.Maradhoo	Domestic	P-GOM	New	300,000	200,000	200,000	200,000	200,000	200,000
1233	Ministry of Fisheries, Marine Resources and Agriculture		P-FIS016-002	Estab. Of Fish Factory - S.Maradhoo	Grant	D-IND	Tendering	1,839,375	-	-	-	-	-
								1,839,375	-	-	-	-	-

Island	BA	Office	Project Code	Project Name	Fund	Fund Details	Status	2023 Approved	2024 Approved	2025 Approved
1233	Ministry of Fisheries, Marine Resources and Agriculture		P-FIS031-001	Masveinange Hiyas Development - S. Maradhoo	Domestic	P-GOM	New	400,000	600,000	-
								400,000	600,000	-
			P-MS0024-001	Construction Of Mosque - S. Maradhoo	Domestic	P-GOM	On-going	1,256,412	1,130,771	-
								1,256,412	1,130,771	-
			P-SOC087-001	Const. of Funeral Home - S. Maradhoo	Domestic	P-GOM	New	300,000	700,000	-
1240	Ministry of Islamic Affairs							300,000	700,000	-
			P-FIS010-001	Construction Of Fish Market - S. Maradhoo	Domestic	P-GOM	On-going	440,000	102,402	-
1276	Local Government Authority							440,000	102,402	-
1224	Ministry of National Planning, Housing and Infrastructure		P-OTH001-001	Maldives Urban Dev. & Resilience Project			On-going	Expenditure details included under "At multiple islands"		
1224	Ministry of National Planning, Housing and Infrastructure		P-R00030-001	Developing Roads in 4 Islands - Addu City			On-going	Expenditure details included under "At multiple islands"		
1224	Ministry of National Planning, Housing and Infrastructure		P-SAN028-001	Prov Water Supply,Sani.&WasteMgmt-OFID-P2			On-going	Expenditure details included under "At multiple islands"		
1229	Ministry of Environment, Climate Change and Technology		P-RNW001-001	AREISE Project			Pre-tendering	Expenditure details included under "At multiple islands"		
S.Hithadhoo								110,938,184	160,484,127	71,713,015
1014	National Disaster Management Authority		P-OTH013-001	Estab. of Reg. Emergency Oper. Centre - S.Hithadhoo	Domestic	P-GOM	On-going	120,000	112,000	-
1027	Maldives Police Service							120,000	112,000	-
			P-MPS002-007	Construction of National Police Academy	Domestic	P-GOM	Retention	150,000	-	-
1027	Maldives Police Service							150,000	-	-
			P-POL005-001	Construction of S.Hithadhoo Police Accommodation	Domestic	P-GOM	Pre-tendering	2,150,400	2,419,200	362,880
1029	Maldives Immigration							2,150,400	2,419,200	362,880
			P-DIE001-001	Construction of Immigration Office Building - S.Hithadhoo	Domestic	P-GOM	On-going	1,160,358	1,044,322	-
1058	Ministry of Education							1,160,358	1,044,322	-
			P-SCH093-002	Estab. of Sharafudheen School multipurpose hall- S.Hithadhoo	Domestic	P-GOM	New	1,600,000	6,000,000	400,000
1058	Ministry of Education							1,600,000	6,000,000	400,000
			P-SCH119-002	Const. Of Resource Building & Staff Room - Addu high	Domestic	P-GOM	New	1,200,000	2,500,000	300,000
1062	Ministry of Education							1,200,000	2,500,000	300,000
			P-SCH093-001	Sharafudin School 3 Storey Building (16 Class) - S.Hithadhoo	Domestic	P-GOM	On-going	547,660	162,812	-
1062	Ministry of Education							547,660	162,812	-
			P-SCH094-001	School Building (12 Classroom) - S.Hithadhoo	Domestic	P-GOM	Tendering	1,885,270	2,120,929	318,139
1062	Ministry of Education							1,885,270	2,120,929	318,139
			P-SCH119-001	Const. of 12 Classroom block - Addu High	Domestic	P-GOM	On-going	332,981	209,683	-
1062	Ministry of Education							332,981	209,683	-
			P-SCH131-001	Noorannee School 12 Classroom Building - S.Hithadhoo	Domestic	P-GOM	Tendering	2,148,693	2,417,279	362,592
1062	Ministry of Education							2,148,693	2,417,279	362,592

Island	BA	Office	Project Code	Project Name	Fund	Fund Details	Status	2023 Approved	2024 Approved	2025 Approved
1130	Maldives National University		P-UNI009-001	MINU Green House Building - S.Hithadhoo	Domestic	P-GOM	On-going	217,728	195,955	-
								217,728	195,955	-
1169	Addu Equatorial Hospital		P-HLT070-003	Estab. Of Cath Lab, Pvt Rooms and Hyperbaric Chamber	Domestic	P-GOM	Pre-tendering	5,638,654	6,343,486	25,000,000
								5,638,654	6,343,486	25,000,000
1169	Addu Equatorial Hospital		P-HLT070-004	Estab. Mental Health Centre - AEH	Domestic	P-GOM	Tendering	4,400,000	8,100,000	2,700,000
					Domestic	P-GOM		1,200,000	3,600,000	1,800,000
					Grant	D-IND		3,200,000	4,500,000	900,000
1169	Addu Equatorial Hospital		P-HLT094-001	Estab. Of Medical Waste Management Centre	Domestic	P-GOM	On-going	151,200	302,400	-
								151,200	302,400	-
1192	National Drug Agency		P-RHB008-001	Southern Regional Drug Rehabilitation Centre	Domestic	P-GOM	On-going	1,613,513	1,815,202	-
								1,613,513	1,815,202	-
1204	Ministry of Tourism		P-TRZ005-002	Estab. Of Addu Tourism Zone - S.Hithadhoo	Domestic	P-GOM	On-going	1,839,375	-	-
					Grant	D-IND		1,839,375	-	-
1215	Ministry of Youth, Sports & Community Empowerment		P-SPT118-001	Devel. Of Football Ground - S.Hithadhoo	Domestic	P-GOM	On-going	150,500	135,450	-
								150,500	135,450	-
1215	Ministry of Youth, Sports & Community Empowerment		P-SPT118-002	Estab. Of Changing Room - S.Hithadhoo	Domestic	P-GOM	Pre-tendering	126,000	113,400	17,010
								126,000	113,400	17,010
1215	Ministry of Youth, Sports & Community Empowerment		P-SPT118-003	Instal. Of Football Ground Lighting System-S.Hithadhoo	Domestic	P-GOM	New	210,000	1,575,000	315,000
								210,000	1,575,000	315,000
1215	Ministry of Youth, Sports & Community Empowerment		P-SPT219-001	Estab. Of Synthetic Track - S.Hithadhoo	Loan	X-INEX	Pre-tendering	1,616,000	1,717,000	-
								1,616,000	1,717,000	-
1215	Ministry of Youth, Sports & Community Empowerment		P-SPT332-001	Estab. Of Kasaba Stadium Futsal Ground - S.Hithadhoo	Domestic	P-GOM	On-going	496,454	446,809	-
								496,454	446,809	-
1215	Ministry of Youth, Sports & Community Empowerment		P-SPT403-001	Instal. Of Lighting System in zone stadium -S.Hithadhoo	Domestic	P-GOM	New	150,000	2,400,000	450,000
								150,000	2,400,000	450,000
1215	Ministry of Youth, Sports & Community Empowerment		P-SPT422-001	Estab. of Sports complex-S.Hithadhoo	Domestic	P-GOM	New	500,000	1,875,000	125,000
								500,000	1,875,000	125,000
1215	Ministry of Youth, Sports & Community Empowerment		P-SPT429-001	Estab. Of Stadium Futsal Ground - S.Hithadhoo	Domestic	P-GOM	New	240,000	520,000	40,000
								240,000	520,000	40,000
1224	Ministry of National Planning, Housing and Infrastructure		P-CPT018-001	Coastal Protection - S. Hithadhoo	Trust fund	T-MGF	On-going	1,683,873	1,515,486	626,430
								1,683,873	1,515,486	626,430
1224	Ministry of National Planning, Housing and Infrastructure		P-CPT018-002	Coastal Protection - S. Hithadhoo (Beyrunathi)	Trust fund	T-MGF	On-going	1,878,252	2,113,033	-
								1,878,252	2,113,033	-

Island	BA	Office	Project Code	Project Name	Fund	Fund Details	Status	2023 Approved	2024 Approved	2025 Approved
S.Meedhoo	1224	Ministry of National Planning, Housing and Infrastructure	P-HBR091-001	Developing Breakwater of Old Harbour - S.Hithadhoo	Domestic	P-GOM	On-going	5,928,676	6,669,760	-
								5,928,676	6,669,760	-
	1224	Ministry of National Planning, Housing and Infrastructure	P-HOU043-001	Const. Of 200 Housing units - S.Hithadhoo	Domestic	P-GOM	Tendering	37,008,000	77,100,000	30,840,000
								37,008,000	77,100,000	30,840,000
	1224	Ministry of National Planning, Housing and Infrastructure	P-WAS095-001	Water and Sewerage System at New Settlement - S.Hithadhoo	Domestic	P-GOM	Pre-tendering	1,008,000	907,200	136,080
								1,008,000	907,200	136,080
	1229	Ministry of Environment, Climate Change and Technology	P-WST007-001	Estab. Regional Waste Management Facility - Addu City	Trust fund	T-MGF	On-going	17,563,663	19,759,121	-
								17,563,663	19,759,121	-
	1229	Ministry of Environment, Climate Change and Technology	P-WST033-001	Arena converting waste to energy	Loan	D-ABU	On-going	3,231,600	1,615,800	-
								3,231,600	1,615,800	-
S.Meedhoo	1233	Ministry of Fisheries, Marine Resources and Agriculture	P-FIS014-002	Estab. Of Fish Factory - S.Hithadhoo	Grant	D-IND	On-going	6,149,734	-	-
								6,149,734	-	-
	1240	Ministry of Islamic Affairs	P-MSQ038-001	Const. Of Islamic Centre - S.Hithadhoo	Domestic	P-GOM	On-going	5,241,600	5,896,800	2,250,000
								5,241,600	5,896,800	2,250,000
	1264	Department of Judicial Administration	P-JAS001-023	Construction Of Court Complex Building - Addu City	Domestic	P-GOM	On-going	1,540,000	1,386,000	6,500,000
								1,540,000	1,386,000	6,500,000
	1276	Local Government Authority	P-FIS033-001	Estab. Of Fish Market - S.Hithadhoo North	Domestic	P-GOM	New	750,000	375,000	-
								750,000	375,000	-
	1510	Ministry Of Gender, Family and Social Services	P-SCQ051-001	Estab. Elderly Welness Centre - S.Hithadhoo	Domestic	P-GOM	Pre-tendering	100,000	200,000	30,000
								100,000	200,000	30,000
S.Meedhoo	1510	Ministry Of Gender, Family and Social Services	P-SQC044-001	Estab.Amaan Hiya - Addu City	Domestic	P-GOM	On-going	210,000	420,000	939,884
								210,000	420,000	939,884
	1224	Ministry of National Planning, Housing and Infrastructure	P-OTH001-001	Maldives Urban Dev. & Resilience Project			On-going	Expenditure details included under "At multiple islands"		
	1224	Ministry of National Planning, Housing and Infrastructure	P-RQD030-001	Developing Roads in 4 Islands - Addu City			On-going	Expenditure details included under "At multiple islands"		
	1229	Ministry of Environment, Climate Change and Technology	P-MEE001-105	Accedr. Sustainable Pvt. Invmnt. in Renewable Energy - ASPIRE			On-going	Expenditure details included under "At multiple islands"		
	1229	Ministry of Environment, Climate Change and Technology	P-RNW001-001	AREISE Project			Pre-tendering	Expenditure details included under "At multiple islands"		
								6,717,847	5,027,635	1,235,961
	1204	Ministry of Tourism	P-TRZ001-002	Estab. Of Addu Tourism Zone - S.Meedhoo	Grant	D-IND	On-going	1,226,250	-	-
								1,226,250	-	-
	1215	Ministry of Youth, Sports & Community Empowerment	P-SPT008-001	Development of Youth Centre - S.Meedhoo	Domestic	P-GOM	On-going	640,000	1,280,000	590,500
S.Meedhoo	1215	Ministry of Youth, Sports & Community Empowerment	P-SPT407-001	Estab. of Football ground-S.Meedhoo	Domestic	P-GOM	New	450,000	1,050,000	-
								450,000	1,050,000	-

Island	BA	Office	Project Code	Project Name	Fund	Fund Details	Status	2023 Approved	2024 Approved	2025 Approved
1224	Ministry of National Planning, Housing and Infrastructure		P-CPT008-001	Coastal Protection (Study)- S.Meedhoo	Trust fund	T-MGF	Retention	290,000	-	-
								290,000	-	-
1224	Ministry of National Planning, Housing and Infrastructure		P-HBR034-001	Upgr. Harbour and Revetment - S.Meedhoo	Domestic	P-GOM	Retention	1,713,699	-	-
								1,713,699	-	-
1240	Ministry of Islamic Affairs		P-MIA001-063	Construction Of Mosque - S.Meedhoo	Domestic	P-GOM	Tendering	2,397,898	2,697,635	645,461
								2,397,898	2,697,635	645,461
1224	Ministry of National Planning, Housing and Infrastructure		P-OTH001-001	Maldives Urban Dev. & Resilience Project			On-going	Expenditure details included under "At multiple islands"		
1224	Ministry of National Planning, Housing and Infrastructure		P-RDD031-001	Developing Roads - S.Hulhudhoo & Meedhoo			On-going	Expenditure details included under "At multiple islands"		
1224	Ministry of National Planning, Housing and Infrastructure		P-SAN028-001	Prov. Water Supply,Sani.&WasteMgmt-OFD-P2			On-going	Expenditure details included under "At multiple islands"		
1229	Ministry of Environment, Climate Change and Technology		P-CPT048-001	Building Climate Resilient Safer Islands			On-going	Expenditure details included under "At multiple islands"		
1229	Ministry of Environment, Climate Change and Technology		P-RNW001-001	AREISE Project			Pre-tendering	Expenditure details included under "At multiple islands"		
1532	Ministry of Arts, Culture and Heritage		P-CLT002-001	Estab. Of Site Museums & Maintenance of Cultural Sites			On-going	Expenditure details included under "At multiple islands"		
S.Maradhooofeydhoo								6,987,867	6,621,013	761,405
1058	Ministry of Education		P-SCH096-002	Const. Canteen & Health Room - S.Maradhooofeydhoo Irushadhiya	Domestic	P-GOM	New	200,000	-	-
								200,000	-	-

Island	BA	Office	Project Code	Project Name	Fund	Fund Details	Status	2023 Approved	2024 Approved	2025 Approved
1062	Ministry of Education		P-SCH008-001	Const. of 6 Classroom- S.MaradhooFeydhoo	Domestic	P-GOM	Retention	419,752	-	-
1062	Ministry of Education		P-SCH096-001	Irushadhiya School Building (12 Class Lab & Office)	Domestic	P-GOM	On-going	1,617,311	1,819,475	-
1215	Ministry of Youth, Sports & Community Empowerment		P-SOC111-001	Devel. Of Indoor Hall (Social Centre) - S.MaradhooFeydhoo	Domestic	P-GOM	New	150,000	-	-
1215	Ministry of Youth, Sports & Community Empowerment		P-SPT282-001	Devel. Of Indoor Volley Court - S.MaradhooFeydhoo	Domestic	P-GOM	On-going	139,453	125,507	-
1215	Ministry of Youth, Sports & Community Empowerment		P-SPT354-001	Estab. Of Swimming Track - S.Maradhoo Feydhoo	Domestic	P-GOM	Pretendering	440,000	880,000	132,000
1224	Ministry of National Planning, Housing and Infrastructure		P-HBR035-001	Developing Harbour - S.MaradhooFeydhoo	Domestic	P-GOM	Retention	2,003,539	-	-
1240	Ministry of Islamic Affairs		P-MSQ045-001	Const. of Mosque- S.MaradhooFeydhoo	Domestic	P-GOM	New	1,800,000	3,600,000	600,000
1532	Ministry of Arts, Culture and Heritage		P-CLT1003-001	Estab. Of South Arts & Cultural Centre - S.MaradhooFeydhoo	Domestic	P-GOM	Pretendering	217,812	196,031	29,405
1224	Ministry of National Planning, Housing and Infrastructure		P-QTH001-001	Maldives Urban Dev. & Resilience Project	Domestic	P-GOM	On-going	Expenditure details included under "At multiple islands"	Expenditure details included under "At multiple islands"	Expenditure details included under "At multiple islands"
1224	Ministry of National Planning, Housing and Infrastructure		P-RD0030-001	Developing Roads in 4 Islands - Addu City	Domestic	P-GOM	On-going	Expenditure details included under "At multiple islands"	Expenditure details included under "At multiple islands"	Expenditure details included under "At multiple islands"
1224	Ministry of National Planning, Housing and Infrastructure		P-SAN028-001	Prov WaterSupply San. &WasteMgmt-OFID-P2	Domestic	P-GOM	On-going	Expenditure details included under "At multiple islands"	Expenditure details included under "At multiple islands"	Expenditure details included under "At multiple islands"
1229	Ministry of Environment, Climate Change and Technology		P-MEE001-105	Accedr. Sustainable Pvt. Invt. in Renewable Energy - ASPIRE	Domestic	P-GOM	On-going	Expenditure details included under "At multiple islands"	Expenditure details included under "At multiple islands"	Expenditure details included under "At multiple islands"
S.Hulhumeedhoo								7,392,111	5,113,880	-
1013	Maldives National Defence Force		P-MOD010-001	Construction of 2 Storey Fire Building - S.Hulhumeedhoo	Domestic	P-GOM	On-going	2,904,902	454,105	-
1062	Ministry of Education		P-SCH095-001	School Building (5 Classroom) - S.Atoll	Domestic	P-GOM	On-going	998,448	898,603	-
1163	Ministry of Health		P-HLT058-001	Health Centre New Building - S.Hulhumeedhoo	Domestic	P-GOM	On-going	292,079	584,158	-
1224	Ministry of National Planning, Housing and Infrastructure		P-HBR060-001	Expansion of Harbour entrance channel - S. Hulhumeedhoo	Domestic	P-GOM	On-going	1,155,922	1,040,330	-
1229	Ministry of Environment, Climate Change and Technology		P-QTH004-001	Protection of Pond Area - S.Hulhuthoo	Trust fund	T-MGF	On-going	1,040,760	936,684	-
1233	Ministry of Fisheries, Marine Resources and Agriculture		P-FIS015-002	Estab. Of Feydhoshu Mas Plant - S.Hulhumeedhoo	Domestic	P-GOM	On-going	1,000,000	1,200,000	-

Island	BA	Office	Project Code	Project Name	Fund	Fund Details	Status	2023 Approved	2024 Approved	2025 Approved
S.Gan										
	1027	Maldives Police Service	P-POL003-001	Construction of S.Gan Police Station	Domestic	P-GOM	Tendering	9,475,795	11,514,517	2,676,994
								4,188,800	4,712,400	2,250,000
								4,188,800	4,712,400	2,250,000
	1224	Ministry of National Planning, Housing and Infrastructure	P-AIR007-001	Upgrading of Airport - S.Gan	Domestic	P-GOM	Tendering	4,926,995	6,082,117	426,994
								2,530,335	2,846,626	426,994
					Loan	X-INEX		2,396,660	3,235,491	-
	1233	Ministry of Fisheries, Marine Resources and Agriculture	P-FIS007-001	Estab. Of Quarantine Facility at Commercial Ports	Domestic	P-GOM	On-going	360,000	720,000	-
								360,000	720,000	-
At Multiple Islands										
								1,790,258,755	2,355,879,391	577,505,570
	1008	Maldives Customs Service	P-MCS001-009	Customs South Region Head Office	Domestic	P-GOM	On-going	1,463,686	1,317,317	-
								1,463,686	1,317,317	-
	1027	Maldives Police Service	P-POL010-001	Establishing Of Police Stations	Loan	X-INEX	Awarded	50,000,000	4,962,242	744,336
								50,000,000	4,962,242	744,336
	1163	Ministry of Health	P-HLT090-001	Construction Of Portico And Garage For Health Centres	Domestic	P-GOM	Pre-tendering	1,783,822	1,605,440	240,816
								1,783,822	1,605,440	240,816
	1202	Ministry of Economic Development	P-FIS035-001	Expansion of Mifco Facility- Lh.Felivanu, GA, Gemanafushi	Domestic	P-GOM	Pre-tendering	1,889,854	1,700,868	255,130
								1,889,854	1,700,868	255,130
	1215	Ministry of Youth, Sports & Community Empowerment	P-SPT045-001	Development of Childrens Parks (12 Islands)	Domestic	P-GOM	Awarded	700,000	-	-
								700,000	-	-
	1215	Ministry of Youth, Sports & Community Empowerment	P-SPT431-001	Estab. Of 5 Futsal Ground - Male City	Domestic	P-GOM	New	2,500,000	5,000,000	-
								2,500,000	5,000,000	-
	1224	Ministry of National Planning, Housing and Infrastructure	P-AIR006-001	Estab. airports at Multiple Islands	Domestic	P-GOM	New	53,550,000	12,600,000	6,300,000
								53,550,000	12,600,000	6,300,000
	1224	Ministry of National Planning, Housing and Infrastructure	P-CPT085-001	Shore Protection multiple islands Islands	Domestic	P-GOM	New	7,140,000	15,470,000	1,190,000
								7,140,000	15,470,000	1,190,000
	1224	Ministry of National Planning, Housing and Infrastructure	P-HBR114-001	High Speed Ferry Network Access Improvement Platform	Domestic	P-GOM	Awarded	1,737,372	1,563,635	234,545
								1,737,372	1,563,635	234,545
	1224	Ministry of National Planning, Housing and Infrastructure	P-HOU011-001	Affordable Housing Scheme Project	Domestic	P-GOM	Pre-tendering	31,755,598	16,993,916	6,095,075
								8,500,000	2,700,000	3,500,000
					Loan	X-KSA		23,255,598	14,293,916	2,595,075
	1224	Ministry of National Planning, Housing and Infrastructure	P-HOU012-002	Development of 1,500 Housing Units - Ph2	Domestic	P-GOM	On-going	2,340,524	2,633,089	-
								2,340,524	2,633,089	-

Island	BA	Office	Project Code	Project Name	Fund	Fund Details	Status	2023	2024	2025
								Approved	Approved	Approved
1224	Ministry of National Planning, Housing and Infrastructure	P-HOU027-001	Social Housing Project at Multiple Islands	Domestic	P-GOM	Pre-tendering	285,937,090	314,755,664	305,853,079	
1224	Ministry of National Planning, Housing and Infrastructure	P-HTE158-001	Installing Street Lights in Road Devel. Islands	Domestic	P-GOM	On-going	2,544,554	1,272,277	636,139	
1224	Ministry of National Planning, Housing and Infrastructure	P-OTH001-001	Maldives Uband Dev. & Resilience Project	Domestic	P-GOM	On-going	28,684,828	13,960,379	46,236,032	
				Domestic	P-GOM		560,000	504,000	-	
				Grant	D-IDA		15,043,902	13,353,491	23,118,016	
				Loan	D-IDA		13,080,926	102,888	23,118,016	
1224	Ministry of National Planning, Housing and Infrastructure	P-REC021-001	Addu City Reclamation and Shore Protection	Domestic	P-GOM	On-going	171,623,854	479,573,448	30,539,252	
				Domestic	P-GOM		36,647,103	41,227,991	30,539,252	
				Loan	X-INEX		134,976,751	438,345,457	-	
1224	Ministry of National Planning, Housing and Infrastructure	P-RDD004-001	Est.Causeway - M.Muli/M.Naalaafushi	Domestic	P-GOM	Awarded	910,000	1,500,000	225,000	
				Domestic	P-GOM		910,000	1,500,000	225,000	
1224	Ministry of National Planning, Housing and Infrastructure	P-RDD009-001	Estb.Causeway -L.Kalaidhoo/L.Dhanbidhoo	Domestic	P-GOM	Awarded	18,077,002	20,336,627	16,205,000	
				Domestic	P-GOM		18,077,002	20,336,627	16,205,000	
1224	Ministry of National Planning, Housing and Infrastructure	P-RDD029-001	Addu City Road Development	Domestic	P-GOM	On-going	177,518,141	435,039,265	-	
				Domestic	P-GOM		4,032,000	4,536,000	-	
				Loan	X-INEX		173,486,141	430,503,265	-	
1224	Ministry of National Planning, Housing and Infrastructure	P-RDD030-001	Developing Roads in 4 Islands - Addu City	Domestic	P-GOM	On-going	30,928,016	34,794,018	-	
				Domestic	P-GOM		30,928,016	34,794,018	-	
1224	Ministry of National Planning, Housing and Infrastructure	P-RDD031-001	Developing Roads - S.Hulhuthoo & Meethoo	Domestic	P-GOM	On-going	1,578,212	1,420,391	-	
				Domestic	P-GOM		1,578,212	1,420,391	-	
1224	Ministry of National Planning, Housing and Infrastructure	P-RDD053-001	Devel. of Roads in Multiple Islands	Domestic	P-GOM	New	20,250,000	43,875,000	3,375,000	
				Domestic	P-GOM		20,250,000	43,875,000	3,375,000	
1224	Ministry of National Planning, Housing and Infrastructure	P-SAN011-001	Sanitation in 5 Islands	Trust fund	T-MGF	On-going	3,308,909	1,349,578	-	
				Trust fund	T-MGF		719,176	647,258	-	
				Loan	X-IDB		2,589,733	702,320	-	
1224	Ministry of National Planning, Housing and Infrastructure	P-SAN028-001	Prov.WaterSupply, Sani.&WasteMgmt-OFID-P2	Trust fund	T-MGF	On-going	26,737,303	17,250,946	-	
				Trust fund	T-MGF		3,052,159	3,433,679	-	
				Loan	X-OFID		23,685,144	13,817,267	-	
1224	Ministry of National Planning, Housing and Infrastructure	P-WAS069-001	Provision of Water Supply & Sewerage Project	Domestic	P-GOM	On-going	195,106,666	463,079,274	-	
				Domestic	P-GOM		3,831,797	4,310,771	-	
				Loan	X-INEX		191,274,869	458,768,503	-	

Island	BA	Office	Project Code	Project Name	Fund	Fund Details	Status	2023	2024	2025
								Approved	Approved	Approved
1224	Ministry of National Planning, Housing and Infrastructure		P-WAS092-001	Outer Island Harbour, Water Supply & Sewerage - OFID Phase 3	Trust fund	T-MGF	On-going	91,533,785	46,031,593	-
					Loan	X-OFID		10,272,266	11,556,299	-
								81,261,519	34,475,294	-
1224	Ministry of National Planning, Housing and Infrastructure		P-WAS096-001	Water and Sewerage System at Tourism Development Zone	Domestic	P-GOM	Pre-tendering	1,008,000	907,200	136,080
								1,008,000	907,200	136,080
1224	Ministry of National Planning, Housing and Infrastructure		P-WAS097-001	Provision of Electricity, water and sewer to reclaimed land	Domestic	P-GOM	New	15,000,000	-	-
								15,000,000	-	-
1224	Ministry of National Planning, Housing and Infrastructure		P-WAT024-001	Micro grid desalination Plant	Domestic	P-GOM	On-going	461,958	415,762	-
								461,958	415,762	-
1224	Ministry of National Planning, Housing and Infrastructure		P-WAT041-001	Upgrading Water System - Addu City	Domestic	P-GOM	On-going	1,143,435	1,029,091	-
								1,143,435	1,029,091	-
1229	Ministry of Environment, Climate Change and Technology		P-CPT048-001	Building Climate Resilient Safer Islands	Grant	D-GCF	On-going	18,644,118	13,973,220	40,385,530
					Grant	D-JPN		8,216,328	5,384,737	-
					Trust fund	T-MGF		9,899,594	8,077,106	40,385,530
1229	Ministry of Environment, Climate Change and Technology		P-HTE023-100	Prov. of Water Supply, Sanitation&Waste Mngmt pjt (OFID ph2)	Loan	X-OFID	On-going	39,896,605	-	-
								39,896,605	-	-
1229	Ministry of Environment, Climate Change and Technology		P-MEE001-105	Ascelr. Sustainable Pjt. Invt. in Renewable Energy - ASPIRE	Grant	D-IDA	On-going	2,399,820	2,904,838	-
								1,950,000	2,500,000	-
					Trust fund	T-MGF		449,820	404,838	-
1229	Ministry of Environment, Climate Change and Technology		P-MEE001-110	Estab. Water System (4 Islands) & Water Storage (25 Islands)	Grant	D-UNCCC	Retention	2,697,099	4,967,465	4,618,320
								2,309,160	4,618,320	4,618,320
					Trust fund	T-MGF		387,939	349,145	-
1229	Ministry of Environment, Climate Change and Technology		P-MEE001-114	Maldives Clean Environment Project	Grant	D-IDA	On-going	66,172,836	14,823,087	-
								61,680,000	9,768,646	-
					Trust fund	T-MGF		4,492,836	5,054,441	-
1229	Ministry of Environment, Climate Change and Technology		P-MEE002-018	Waste Mngmt Project in Zone 1 Islands (OFID Ph2 - Waste LC)	Trust fund	T-MGF	Pre-tendering	298,337	268,503	-
								298,337	268,503	-
1229	Ministry of Environment, Climate Change and Technology		P-MEE062-100	Preparing Outer Island For Sustainable Energy Devel - POISED	Grant	X-ADB	On-going	63,837,146	86,204,461	975,520
								3,404,736	15,608,320	975,520
					Trust fund	T-MGF		3,228,375	3,631,922	-
					Loan	X-EIB		45,029,359	55,429,580	-
1229	Ministry of Environment, Climate Change and Technology				Loan	X-ADB		12,174,676	11,534,639	-

Island	BA	Office	Project Code	Project Name	Fund	Fund Details	Status	2023	2024	2025
								Approved	Approved	Approved
1229	Ministry of Environment, Climate Change and Technology	P-MEE084-001	Estab. Regional Waste Management System - Huvedhu Atoll	Trust fund	T-MGF	On-going	280,000	252,000	252,000	-
1229	Ministry of Environment, Climate Change and Technology	P-RNW001-001	AREISE Project	Grant	D-IDA	Pre-tendering	218,908,770	125,720,873	63,217,579	51,395,579
				Loan	D-IDA		76,061,454	54,902,528	23,606,115	11,822,000
				Loan	X-CTF		47,615,772	23,606,115	23,606,115	-
				Loan	X-CDP		47,615,772	23,606,115	23,606,115	-
1229	Ministry of Environment, Climate Change and Technology	P-RNW002-001	Renewable Energy Project - ASSURE	Grant	X-ADB	On-going	1,310,700	3,276,750	-	-
1229	Ministry of Environment, Climate Change and Technology	P-WST011-001	Zone 1 Regional Waste Management Project	Trust fund	T-MGF	Pre-tendering	4,542,720	5,110,560	766,584	766,584
1229	Ministry of Environment, Climate Change and Technology	P-WST011-002	Upg. of Zone 1 Island Waste Management Centres	Trust fund	T-MGF	Pre-tendering	2,095,992	2,357,991	353,699	353,699
1229	Ministry of Environment, Climate Change and Technology	P-WST035-001	Estab. Syst. For Bio-Treatment Of Org. Waste Zones 4 & 5	Trust fund	T-MGF	Pre-tendering	2,801,415	3,151,591	472,739	472,739
1229	Ministry of Environment, Climate Change and Technology	P-WST036-001	Estab. Systems For Bio-Treatment Of Org. Waste in Zone 2	Trust fund	T-MGF	Pre-tendering	3,049,159	3,430,304	514,546	514,546
1229	Ministry of Environment, Climate Change and Technology	P-WST037-001	Small Scale Waste to Energy Project - Phase 2	Loan	D-ABU	Pre-tendering	59,283,029	45,210,052	-	-
1229	Ministry of Environment, Climate Change and Technology	P-WST038-001	Upgrading of Zone 3 outer island waste management centers	Trust fund	T-MGF	New	14,956,720	15,883,280	-	-
1233	Ministry of Fisheries, Marine Resources and Agriculture	P-FIS004-001	Fisheries Sector Development Project	Loan	X-KSA	On-going	32,303,249	37,740,673	4,135,569	4,135,569
1233	Ministry of Fisheries, Marine Resources and Agriculture	P-FIS005-001	Expansion Of MIFCO facility - Kooldoo & Kaluoghiri	Loan	X-INEX	Pre-tendering	300,000	600,000	-	-
1233	Ministry of Fisheries, Marine Resources and Agriculture	P-FIS020-001	Maldives Agribusiness Project	Domestic	P-GOM	On-going	11,419,684	8,767,692	12,000,000	5,000,000
				Grant	D-IFAD		5,000,000	2,000,000	1,000,000	6,000,000
1233	Ministry of Fisheries, Marine Resources and Agriculture	P-MFA009-004	Maldives Sustainable Fisheries Development Project	Domestic	P-GOM	On-going	2,057,669	887,060	-	-
				Grant	D-IDA		948,655	853,790	-	-
1233	Ministry of Fisheries, Marine Resources and Agriculture	P-MFA033-001	Establishing Ice Plant	Domestic	P-GOM	On-going	1,109,014	33,270	-	-

Island	BA	Office	Project Code	Project Name	Fund	Fund Details	Status	2023	2024	2025
								Approved		Approved
1264	Department of Judicial Administration		P-CRT016-001	Const. of Magistrate Court in Multiple Islands	Domestic	P-GOM	New	5,000,000	29,200,000	1,800,000
								5,000,000	29,200,000	1,800,000
1276	Local Government Authority		P-OFF010-001	Const. of Council Offices at Multiple Islands	Domestic	P-GOM	New	10,000,000	10,000,000	30,000,000
								10,000,000	10,000,000	30,000,000
1332	Ministry of Arts, Culture and Heritage		P-CLT002-001	Estab. Of Site Museums & Maintenance of Cultural Sites	Domestic	P-GOM	On-going	791,078	711,971	-
								791,078	711,971	-

5.3 OTHER PROJECTS BY FUND

(In MVR)

Office	Project name	Fund	Fund Name	2021 Actuals	2022 Revised	2023 Approved	2024 Approved	2025 Approved
		Total		1,706,012,709	1,021,640,409	901,650,216	837,704,880	762,609,810
1244	Elections Commission			69,779,395	3,553,001	92,000,000	52,000,000	2,000,000
	P-ELC001-001	Domestic	GOM	-	474,363	-	50,000,000	-
	P-ELC001-002	Domestic	GOM	69,230,524	500,000	500,000	500,000	500,000
	P-ELC001-003	Domestic	GOM	-	-	90,000,000	-	-
	P-ELC001-004	Domestic	GOM	548,871	-	-	-	-
	P-ELC001-005	Domestic	GOM	-	2,578,638	1,500,000	1,500,000	1,500,000
1272	Ministry of Finance			18,028,160	21,505,489	-	-	-
	P-MFT009-100	Grant	World Bank	12,196,765	18,232,125	-	-	-
	P-MFT009-100	Loan	World Bank	5,831,395	3,273,364	-	-	-
1013	Maldives National Defense Force			25,664,746	835,076	-	-	-
	P-CRN001-003	Domestic	GOM	25,664,746	-	-	-	-
	P-HLT167-001	Grant	India	-	835,076	-	-	-
1014	National Disaster Management Authority			11,240,079	13,468,661	-	-	-
	P-CRN001-005	Domestic	GOM	11,240,079	13,466,891	-	-	-
	P-NDMC05-100	Grant	UNICEF	-	1,770	-	-	-
1027	Maldives Police Service			33,627,515	51,329,254	23,806,000	21,369,000	24,711,000
	P-CRN001-006	Domestic	GOM	17,828,328	-	-	-	-
	P-MPS001-100	Domestic	GOM	6,246,208	10,787,500	8,000,000	10,000,000	15,000,000
	P-MPS004-001	Domestic	GOM	2,419,529	2,960,000	3,500,000	3,000,000	3,800,000
	P-MPS009-100	Grant	NGO	54,943	-	-	-	-

Office	Project name	Fund	Fund Name	2021 Actuals	2022 Revised	2023 Approved	2024 Approved	2025 Approved
P-MPS009-100	Donor Funded Projects- FPA	Grant	China	11,908	-	-	-	-
P-MPS009-100	Donor Funded Projects- FPA	Grant	UNDP	4,181	-	-	-	-
P-MPS009-100	Donor Funded Projects- FPA	Grant	UNICEF	3,897,033	708,152	806,000	869,000	911,000
P-MPS010-001	Establishment of Video Recording System	Domestic	GOM	664,538	1,500,000	1,500,000	1,500,000	1,500,000
P-POL009-001	Database Redundancy Program	Domestic	GOM	2,500,847	12,000,000	9,000,000	6,000,000	3,500,000
P-RH807-001	Novel Coronavirus PP - NDMA	Domestic	GOM	-	23,373,602	1,000,000	-	-
1025	Maldives Correctional Service			170,669	-	-	-	-
P-ACT009-001	Novel Coronavirus PP - Police	Domestic	GOM	170,669	-	-	-	-
1008	Maldives Customs Service			-	15,367,500	-	-	-
P-RH807-002	Establishment of NDCC 12 Point Action Plan			-	15,367,500	-	-	-
1058	Ministry of Education			7,963,486	11,279,951	20,817,000	27,756,000	20,817,000
P-ACT003-001	MV Learning Advancement and Measurement Project	Grant	ADB	-	57,093	-	-	-
P-ACT003-001	MV Learning Advancement and Measurement Project	Grant	World Bank	4,681,429	2,871,216	-	-	-
P-MOE014-100	Donor Funded Activities of MOE	Grant	FBO	-	192,193	-	-	-
P-MOE014-100	Donor Funded Activities of MOE	Grant	Japan	99,532	60,000	-	-	-
P-MOE014-100	Donor Funded Activities of MOE	Grant	LBO	-	800,000	-	-	-
P-MOE014-100	Donor Funded Activities of MOE	Grant	UNDP	-	1,093,260	-	-	-
P-MOE014-100	Donor Funded Activities of MOE	Grant	UNICEF	2,276,528	1,206,189	-	-	-
P-MOE076-001	Digital School Initiative Project	Domestic	GOM	905,997	5,000,000	-	-	-
P-SCH187-001	Atoll Education Development Project	Grant	World Bank	-	-	20,817,000	27,756,000	20,817,000
1500	National Institute of Education			742,441	2,705,977	-	-	-
P-NIE001-100	Re-skill New Employees	Grant	NGO	229,454	116,180	-	-	-
P-NIE001-100	Training program for senior management positions in resorts	Grant	UNESCO	245,900	100,000	-	-	-
P-NIE001-100	Estab. Of Integrated Higher Edu. IMS	Grant	UNICEF	267,087	2,489,797	-	-	-

Office	Project name	Fund	Fund Name	2021 Actuals	2022 Revised	2023 Approved	2024 Approved	2025 Approved
1533	Department of Inclusive Education			-	696,600	-	-	-
P-SCH184-001	Strengthening of Inclusive education units	Grant	India	-	696,600	-	-	-
1129	Ministry of Higher Education			551,849,593	526,971,163	547,664,094	550,600,023	566,736,209
P-ACT007-001	Re-skill New Employees	Domestic	GOM	-	4,871,574	2,975,000	2,975,000	2,975,000
P-ACT007-002	Training program for senior management positions in resorts	Domestic	GOM	-	2,500,000	7,430,400	7,430,400	7,430,400
P-ACT007-003	Estab. Of Integrated Higher Edu. IMS	Domestic	GOM	1,871,340	-	-	-	-
P-CRN001-013	Corona Virus Prevention Program - MOHE	Domestic	GOM	7,239	-	-	-	-
P-MHE001-100	Enhancing Employability and Resilience for youth in Maldives	Grant	World Bank	24,393,349	12,664,118	12,730,271	-	-
P-SCP001-001	Free first Degree	Domestic	GOM	141,392,227	159,285,467	166,747,692	171,750,123	176,902,627
P-SCP001-002	Developing MBBS doctors and specialist doctors	Domestic	GOM	-	-	2,321,775	2,321,775	2,321,775
P-SCP001-003	Other scholarships	Domestic	GOM	2,708,657	11,629,932	16,339,395	16,829,577	17,334,464
P-SCP001-004	Presidents scholarship-GCE alevel first place	Domestic	GOM	36,013,458	36,353,471	30,835,488	31,760,553	32,713,370
P-SCP001-005	High Achievers Scholarship	Domestic	GOM	89,136,239	99,620,000	92,160,000	94,924,800	97,772,544
P-SLS001-001	National Student loan scheme	Domestic	GOM	256,327,084	200,046,601	216,124,073	222,607,795	229,286,029
1163	Ministry of Health			446,400,333	104,269,509	46,510,000	61,930,000	46,510,000
P-CRN001-001	Corona Virus Prevention Program- MOH	Domestic	GOM	413,448,695	90,228,272	-	-	-
P-CRN001-001	Corona Virus Prevention Program- MOH	Grant	SAARC	-	211,605	-	-	-
P-CRN001-001	Corona Virus Prevention Program- MOH	Grant	UNICEF	-	288,489	-	-	-
P-CRN001-014	Covid-19 Emergency Response and Health systems Preparedness	Grant	World Bank	2,468,033	892,684	-	-	-
P-CRN001-014	Covid-19 Emergency Response and Health systems Preparedness	Loan	AIB	7,010,489	12,448,459	-	-	-
P-CRN001-015	Covid-19 Emergency Response- EPDR 1	Grant	ADB	7,675,000	-	-	-	-
P-CRN001-016	Covid-19 Emergency Response- EPDR 2	Grant	ADB	15,292,996	-	-	-	-
P-HLT169-001	Asia Pacific Vaccine Access Facility	Grant	ADB	-	-	46,260,000	61,680,000	46,260,000

Office	Project name	Fund	Fund Name	2021 Actuals	2022 Revised	2023 Approved	2024 Approved	2025 Approved
P-MOH013-100	Donor Funded Activities by UNICEF	Grant	UNICEF	48,000	-	-	-	-
P-MOH018-200	Donor Funded Activities- MOH	Grant	WHO	457,120	200,000	250,000	250,000	250,000
1164	Health Protection Agency			394,739	2,284,842	2,016,769	1,423,000	1,473,000
P-INF001-001	Re-skill New Employees	Grant	America	182,604	518,369	493,769	-	-
P-MOH014-100	Training program for senior management positions in resorts	Grant	UNICEF	212,135	464,144	401,000	401,000	401,000
P-MOH018-300	Estab. Of Integrated Higher Edu. IMS	Grant	WHO	-	1,302,329	1,122,000	1,022,000	1,072,000
1192	National Drug Agency			1,410,606	4,880,000	-	-	-
P-CRN001-012	Novel Coronavirus PP - NDA	Domestic	GOM	1,410,606	-	-	-	-
P-RHB007-003	NDCC 12 point action plan	Domestic	GOM	-	4,880,000	-	-	-
1166	Indira Gandhi Memorial Hospital			118,724,563	41,162,948	-	-	-
P-CRN001-007	Novel Coronavirus PP - IGMH	Domestic	GOM	118,724,563	41,162,948	-	-	-
1188	Hulhumale Hospital			16,775,099	-	-	-	-
P-CRN001-017	Covid-19 Prevention Programme	Domestic	GOM	16,775,099	-	-	-	-
1202	Ministry of Economic Development			265,329,430	67,348,490	91,878,916	40,010,810	45,071,286
P-ACT010-001	Dubai Expo 2020	Domestic	GOM	6,539,417	4,800,000	-	-	-
P-ACT010-001	Dubai Expo 2020	Grant	LBO	-	4,374,330	-	-	-
P-ACT010-002	Corporate Registers forum (CRF)	Grant	FBO	-	432,479	-	-	-
P-CRN012-001	Maldives covid19 Emergency Income Support- MED	Grant	ADB	-	63,666	-	-	-
P-CRN012-001	Maldives covid19 Emergency Income Support- MED	Grant	World Bank	256,075,440	51,732,034	43,002,268	-	-
P-DEV001-003	National Single Window project	Grant	ADB	1,256,679	1,468,255	17,329,155	10,584,528	15,087,783
P-DEV001-003	National Single Window project	Loan	ADB	1,256,679	-	-	-	-
P-DEV001-003	National Single Window project	Loan	ADB	1,085,257	2,380,606	17,329,155	10,584,525	15,087,783
P-MED002-100	Women's Empowerment Project	Domestic	GOM	(919,086)	-	-	-	-
P-MED002-100	Women's Empowerment Project	Grant	SAARC	35,044	-	-	-	-

Office	Project name	Fund	Fund Name	2021 Actuals	2022 Revised	2023 Approved	2024 Approved	2025 Approved
P-MHE001-101	Enhancing Employability and Resilience for youth in Maldives	Grant	World Bank	-	-	3,948,618	3,946,037	-
P-TAI001-001	Sustainable and Integrated labour services	Grant	World Bank	-	2,097,120	10,269,720	14,895,720	14,895,720
1204	Ministry of Tourism			435,588	22,663,933	-	-	-
P-ACT001-001	Training program for senior management positions in resorts	Domestic	GOM	-	22,663,933	-	-	-
P-CRN001-002	Training program for senior management positions in resorts	Trust Fund	Tourism Actv's Implem.	435,588	-	-	-	-
1271	Department of Heritage			55,650	2,305,153	4,800,000	4,800,000	3,000,000
P-CLT005-001	Preserv. of Cultural Places in N.Landhoo & Th.Dhiyamigili	Grant	India	-	2,305,153	-	-	-
P-CLT005-001	Preserv. of Cultural Places in N.Landhoo & Th.Dhiyamigili	Domestic	GOM	-	-	4,800,000	4,800,000	3,000,000
P-HRDV01-001	Training program for senior management positions in resorts	Grant	America	55,650	-	-	-	-
1224	Ministry of National Planning, Housing and Infrastructure			99,600	1,821,000	17,750,000	28,250,000	10,250,000
P-ACT002-002	Repairing Roads in the Islands	Domestic	GOM	-	800,000	8,000,000	8,000,000	8,000,000
P-CRN001-008	Novel Coronavirus PP - MNPI	Domestic	GOM	99,600	1,021,000	-	-	-
P-MNT001-002	Novel Coronavirus PP - MNPI	Domestic	GOM	-	-	9,000,000	19,500,000	1,500,000
P-MNT002-001	Repairing Roads in the Islands	Domestic	GOM	-	-	750,000	750,000	750,000
1011	Maldives Bureau of Statistics			785,546	44,794,916	3,917,192	150,000	200,000
P-CNS001-001	Census Program	Domestic	GOM	718,303	43,302,033	3,817,192	-	-
P-DNP003-002	Donor Funded Activities of Dept of Stat	Grant	UNFP	-	1,179,851	-	-	-
P-DNP003-002	Donor Funded Activities of Dept of Stat	Grant	UNICEF	67,243	313,032	100,000	150,000	200,000
1233	Ministry of Fisheries, Marine Resources and Agriculture			3,787,578	11,061,498	13,240,000	12,165,802	10,691,070
P-ACT004-001	SDF Livelihood Project	Domestic	GOM	-	-	499,836	480,031	467,473
P-ACT004-001	SDF Livelihood Project	Grant	SAARC	104,940	35,145	-	-	-
P-ACT004-003	Rehabilitation of Coconut Industry in the Maldives	Grant	Maldives Green Fund	30,500	333,762	1,040,000	1,040,000	1,025,238
P-MFA001-001	Installation of Fish Aggregating Devices	Domestic	GOM	3,443,188	9,096,759	10,000,000	9,016,000	7,935,356
P-MFA006-005	Establishment of Hydroponics systems	Domestic	GOM	-	607,780	956,780	912,389	570,398

Office	Project name	Fund	Fund Name	2021 Actuals	2022 Revised	2023 Approved	2024 Approved	2025 Approved
P-MFA013-100	Integrated farming	Grant	UNDF	10,660	-	-	-	-
P-MFA023-100	Implementation of Grouper Management Plan	Grant	FAO	11,127	-	-	-	-
P-MFA026-100	Donor Funded Activities	Grant	LBO	14,303	-	-	-	-
P-MFA027-100	Establishment of Hydroponics systems	Grant	FAO	172,860	25,000	-	-	-
P-MFA038-001	Establishment of Drip Irrigation Systems	Domestic	GOM	-	963,052	743,384	717,382	692,605
1229	Ministry of Environment, Climate Change and Technology			59,753,297	26,972,275	35,836,947	35,836,947	29,736,947
P-ACT001-001	Kigali Amendment Enabling Activities	Grant	UNEP	255,218	31,800	104,443	104,443	104,443
P-ACT001-002	UNCCD 2018 National reporting process	Grant	GEF	-	-	612,000	612,000	612,000
P-ACT001-003	Initiative for Climate Action Transparency (ICAT)	Grant	UNEP	150,560	301,119	205,075	205,075	205,075
P-ACT001-004	Capacity Strengthening for Improved Transparency of Climate Change	Grant	GEF	-	53,237	3,379,024	3,379,024	3,379,024
P-ACT001-005	Eliminating POPs through sound management of chemicals	Grant	GEF	3,848,466	3,060,707	96,607	96,607	96,607
P-ACT001-006	Protecting Sea Level Rise - From Ice Sheets to Local Implications (PROI)	Grant	European Union	-	-	451,013	451,013	451,013
P-ACT001-007	Enhancing National Development through Environmentally Resilient Isla	Grant	UNEP	1,267,470	2,488,302	3,726,979	3,726,979	3,726,979
P-ACT001-009	Technology Needs Assessment for the Maldives	Grant	UNEP	204,930	679,295	345,513	345,513	345,513
P-ACT001-010	Integrated, Sustainable & Low Emission Transport	Grant	GEF	174,057	661,588	3,859,055	3,859,055	3,859,055
P-ACT001-011	Supp. to the preparation of the 4th NBR to the CPB	Grant	GEF	60,480	22,994	209,632	209,632	209,632
P-ACT001-012	Preparation of Maldives Initial BTR to the UNFCCC	Grant	UNEP	-	-	695,625	695,625	695,625
P-HTE053-100	Ozone Project	Grant	UNEP	4,886	-	2,535,871	2,535,871	2,535,871
P-HTE053-100	Ozone Project	Grant	UNEP	462,352	740,388	5,172,303	5,172,303	5,172,303
P-HTE053-100	Ozone Project	Grant	UNESC	-	-	6,892	6,892	6,892
P-HTE055-100	Resilient Island Planning Project	Grant	UNDP	-	-	48,746	48,746	48,746
P-HTE056-100	Atoll Ecosystem Conservation Project	Grant	UNDP	-	-	100,000	100,000	100,000
P-HTE057-100	Impl of the Economic Env Dev. (Needs)	Grant	UNFCCC	-	-	2,539	2,539	2,539
P-HTE059-100	CDM Project	Grant	Denmark	-	-	4,630	4,630	4,630

Office	Project name	Fund	Fund Name	2021 Actuals	2022 Revised	2023 Approved	2024 Approved	2025 Approved
P-HTE060-100	Impact to see Project	Grant	European Union	-	-	50,000	50,000	50,000
P-HTE067-100	Second National Communication Report	Grant	UNEP	24,107	-	297,237	297,237	297,237
P-HTE068-100	Increasing Climate Resilient Through An Intergrated Resource Manage	Grant	UNEP	-	-	1,000	1,000	1,000
P-MEE001-100	Donor Funded Activities of MEE	Grant	GEF	-	214,111	236,315	236,315	236,315
P-MEE001-100	Donor Funded Activities of MEE	Grant	South Korea	-	-	34,397	34,397	34,397
P-MEE001-100	Donor Funded Activities of MEE	Grant	LBO	-	-	876,425	876,425	876,425
P-MEE001-100	Donor Funded Activities of MEE	Grant	NGO	-	-	48,761	48,761	48,761
P-MEE001-100	Donor Funded Activities of MEE	Grant	UNFCCC	-	-	29,480	29,480	29,480
P-MEE001-100	Donor Funded Activities of MEE	Grant	UNDP	-	-	381,948	381,948	381,948
P-MEE001-100	Donor Funded Activities of MEE	Grant	UNEP	237,560	154,842	1,375,704	1,375,704	1,375,704
P-MEE001-100	Donor Funded Activities of MEE	Grant	UNES	-	-	50,000	50,000	50,000
P-MEE001-100	Donor Funded Activities of MEE	Grant	UNESC	-	-	100,000	100,000	100,000
P-MEE001-100	Donor Funded Activities of MEE	Grant	UNICEF	-	-	89,322	89,322	89,322
P-MEE001-100	Donor Funded Activities of MEE	Grant	UNITAR	-	88,351	50,000	50,000	50,000
P-MEE001-109	Climate Vulnerability & Risk Assessment	Grant	ADB	-	26,681	-	-	-
P-MEE001-109	Climate Vulnerability & Risk Assessment	Grant	Italy	3,332,839	327,572	6,100,000	6,100,000	-
P-MEE001-113	Devlpmnt of Minamata Initial Assessment	Grant	UNEP	9,921	23,345	186,159	186,159	186,159
P-MEE001-115	Municipal & Hazardous Solid Waste Mgmt	Grant	UNIDO	-	-	48,346	48,346	48,346
P-MEE001-116	Development of Climate Change Act -CCACT	Grant	UNEP	-	-	72,612	72,612	72,612
P-MEE001-117	Donor Funded Activities of MEE	Grant	UNEP	952,825	598,883	697,971	697,971	697,971
P-MEE001-118	Donor Funded Activities of MEE	Grant	UNEP	20,990	-	-	-	-
P-MEE001-119	Enhancing National Development-ENDhR	Grant	GEF	95,497	-	967,234	967,234	967,234
P-MEE001-120	Donor Funded Activities of MEE	Grant	NGO	255,228	-	1,260,494	1,260,494	1,260,494
P-MEE001-121	Donor Funded Activities of MEE	Grant	GEF	-	-	865,931	865,931	865,931

Office	Project name	Fund	Fund Name	2021 Actuals	2022 Revised	2023 Approved	2024 Approved	2025 Approved
P-MEE004-100	Activities to Facilit Implanmt Stockholm Conv	Grant	UNIDO	23,130	148,676	461,664	461,664	461,664
P-MEE060-100	Strengthening Low-Carbon Energy Island	Grant	UNEP	8,502,621	17,196,684	-	-	-
P-MNT001-001	Repair & Maintenance of Water & Sewerage Projects	Domestic	GOM	39,870,160	153,700	-	-	-
1231	Environment Protection Agency			116,270	24,500	600,000	600,000	600,000
P-EPA001-400	Donor Funded Activities of EPA	Trust Fund	Env. Restoration Fund	-	-	500,000	500,000	500,000
P-EPA001-400	Donor Funded Activities of EPA	Grant	NGO	106,000	24,500	-	-	-
P-EPA001-400	Donor Funded Activities of EPA	Grant	UNFP	-	-	100,000	100,000	100,000
P-EPA001-500	Green Fins Project	Grant	UNEP	10,270	-	-	-	-
1510	Ministry Of Gender, Family and Social Services			2,620,663	1,549,687	813,298	813,298	813,298
P-ACT006-002	Geveshi Gulhun	Grant	Pakistan	132,393	740,364	-	-	-
P-CRN001-010	Novel Coronavirus PP - Gender	Domestic	GOM	426,204	-	-	-	-
P-CRN001-010	Novel Coronavirus PP - Gender	Grant	Canada	233,301	-	-	-	-
P-CRN001-010	Novel Coronavirus PP - Gender	Grant	Agencies of GOM	630,671	18,360	-	-	-
P-CRN001-010	Novel Coronavirus PP - Gender	Grant	Private Parties	139,438	-	-	-	-
P-MOH015-200	Donor Funded Activities of MGFS	Grant	UNICEF	1,058,656	790,963	813,298	813,298	813,298
1250	National Social Protection Agency			70,257,663	42,788,986	-	-	-
P-CRN001-009	Novel Coronavirus PP - NSPA	Domestic	GOM	70,257,663	42,788,986	-	-	-



Ministry of Finance
2022



fb.com/finance.gov.mv



[@MoFmv](https://twitter.com/MoFmv)



www.finance.gov.mv



www.budget.gov.mv