


Weekly Fiscal Developments

Week 18
as at 07 May 2026

EXPENDITURE

in millions of MVR

Approved Expenditure
49,214.4




Cumulative Expenditure

REVENUE AND GRANTS

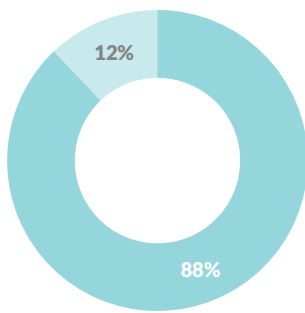
in millions of MVR

Projected Revenue and Grants
40,374.5



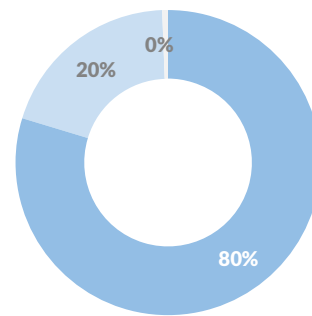
Cumulative Revenue and Grants

EXPENDITURE COMPOSITION



■ Recurrent ■ Capital

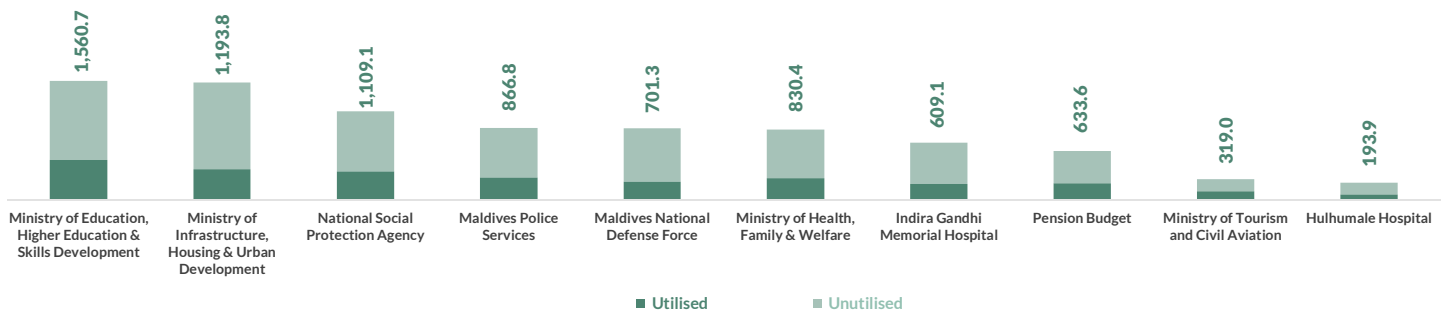
REVENUE AND GRANTS COMPOSITION



■ Tax Revenues ■ Non-Tax Revenues ■ Grants

BUDGET UTILISATION BY OFFICE

in millions MVR



■ Utilised ■ Unutilised

The cumulative revenue and grants for the period, 01 January to 07 May 2026 is MVR 16,247.5 million. Most significant increment in Revenue this week was from General Goods and Services Tax.

The cumulative expenditure for the period is MVR 14,822.5 million. The largest increment in the Budget this week was due to Administrative Services.

The overall balance for the period is a surplus of MVR 1,425.0 million.

Notes:

The expenditure figures in the Weekly Fiscal Developments shows transactions that have been posted, indicating that they have been recorded but not necessarily settled in cash.

As of 9th April 2026, expenditure of the Department of Judicial Administration have been removed from the budget tables following the establishment of the Judiciary Sectoral Grant.

TABLE 1: SUMMARY OF GOVERNMENT FINANCES^{1/}

| <i>in millions of MVR</i> | | Approved | as at 07 May 2025 | as at 07 May 2026 |
|---------------------------|--|------------------|-------------------|-------------------|
| A | TOTAL REVENUES AND GRANTS | 40,374.5 | 14,581.8 | 16,247.5 |
| | Tax Revenues | 31,297.1 | 11,110.7 | 12,950.2 |
| | Non-Tax Revenues | 8,702.3 | 3,386.8 | 3,197.0 |
| | Capital Receipts | 1.6 | 0.7 | 0.8 |
| | Grants | 373.6 | 83.6 | 99.5 |
| | less: Subsidiary Loan Repayment | - | (0.1) | - |
| | TOTAL BUDGET | 64,202.6 | 16,485.3 | 24,047.0 |
| B | TOTAL EXPENDITURE (C+D) | 49,214.4 | 12,826.6 | 14,822.5 |
| C | RECURRENT EXPENDITURE | 39,930.1 | 11,580.0 | 13,032.3 |
| | Salaries, Wages and Pensions | 17,088.4 | 4,837.0 | 5,310.1 |
| | Administrative and Operational Expenses | 22,810.5 | 6,735.4 | 7,653.4 |
| | Losses and Write-offs | 31.1 | 7.6 | 68.8 |
| D | CAPITAL EXPENDITURE | 9,284.4 | 1,246.6 | 1,790.2 |
| | Capital Equipments | 780.7 | 174.4 | 154.5 |
| | Land and Buildings | 3,850.7 | 296.3 | 703.3 |
| | Infrastructure Assets | 4,253.0 | 761.9 | 916.2 |
| | Development Projects and Capital Transfers | - | 14.1 | 16.2 |
| | Budget Contingency | 400.0 | - | - |
| E | PRIMARY BALANCE - SURPLUS / (DEFICIT) (F+G) | (3,282.6) | 3,786.8 | 3,200.1 |
| F | OVERALL BALANCE - SURPLUS / (DEFICIT) (A-B) | (8,839.9) | 1,755.2 | 1,425.0 |
| G | Financing and Interest Costs | 5,557.3 | 2,031.6 | 1,775.2 |
| Memorandum Items: | | | | |
| | Loan Repayment | 12,914.3 | 2,522.1 | 8,608.5 |
| | Investments | 929.9 | 518.6 | 339.0 |
| | Transfers to Sovereign Development Fund | 2,429.4 | 746.9 | 872.5 |
| | Public Sector Investment Program | 8,312.1 | 1,597.5 | 1,805.9 |
| | Council Block Grant Disbursements | 2,475.5 | 718.2 | 845.9 |
| | Lendings | 1,144.0 | 618.0 | 276.9 |
| | Student Loan Scheme | 776.6 | 161.3 | 121.8 |

1/ Revenue and expenditure data are likely to vary as reconciliation work is ongoing.

2/ As of 9th April 2026, expenditure of the Department of Judicial Administration have been removed from the budget tables following the establishment of the Judiciary Sectoral Grant.

TABLE 2: REVENUE DETAILS^{1/}

| <i>in millions of MVR</i> | Approved | as at 07 May 2025 | as at 07 May 2026 |
|---|-----------------|-------------------|-------------------|
| TOTAL REVENUE AND GRANTS | 40,374.5 | 14,581.8 | 16,247.5 |
| Tax Revenues | 31,297.1 | 11,110.7 | 12,950.2 |
| Import Duties | 3,127.7 | 1,086.6 | 1,164.4 |
| Business and Property Tax | 6,144.2 | 1,978.6 | 2,539.9 |
| Corporate Income Tax | 3,201.7 | 1,198.7 | 1,231.0 |
| Non-resident Withholding Tax | 1,224.4 | 443.5 | 632.3 |
| Individual Income Tax | 472.2 | 173.7 | 186.0 |
| Other Business and Property Taxes | 1,245.9 | 162.7 | 490.5 |
| Goods and Services Tax | 17,095.4 | 6,517.6 | 7,433.0 |
| General Goods and Services Tax | 5,622.2 | 1,852.5 | 2,122.8 |
| Tourism Goods and Services Tax | 11,473.2 | 4,665.1 | 5,310.2 |
| Royalties | 259.2 | 153.4 | 98.8 |
| Green Tax | 2,395.4 | 762.9 | 929.9 |
| Airport Service Charges / Departure Tax | 2,275.3 | 611.6 | 784.2 |
| Non-Tax Revenues | 8,702.3 | 3,386.8 | 3,197.0 |
| Fees and Charges | 4,294.4 | 1,765.8 | 1,348.8 |
| Airport Development Fee | 2,298.2 | 614.7 | 795.9 |
| Expatriate Quota Fee | 465.7 | 122.9 | 112.1 |
| Revenue Fee | 536.7 | 204.2 | 210.8 |
| Other Fees and Charges | 993.8 | 824.0 | 229.9 |
| Registration and Licence Fees | 1,165.6 | 390.8 | 413.7 |
| Property Income | 2,177.2 | 651.9 | 1,044.9 |
| Rent from Resorts | 2,034.6 | 583.7 | 677.6 |
| Land Acquisition and Conversion Fee | - | 18.4 | 317.2 |
| Other Rent and Property Income | 142.6 | 49.8 | 50.1 |
| Fines and Penalties | 139.2 | 68.3 | 87.6 |
| Interest, Profit and Dividends | 768.5 | 383.5 | 243.5 |
| SOE Dividends | 552.3 | 244.0 | 164.0 |
| Interest and Profits | 216.2 | 139.5 | 79.5 |
| Other Non-Tax Revenues | 157.4 | 126.6 | 58.4 |
| Capital Receipts | 1.6 | 0.7 | 0.8 |
| Grants | 373.6 | 83.6 | 99.5 |
| Less: Subsidiary Loan Repayment | - | (0.1) | - |

1/ Revenue figures are likely to vary as reconciliation and recordings of revenue transactions in the cashbook is ongoing.

2/ Subsidiary loan repayment is not classified as Revenues with the Budget 2025.

TABLE 3: EXPENDITURE DETAILS^{1/}

| <i>in millions of MVR</i> | Approved | as at 07 May 2025 | as at 07 May 2026 |
|---|-----------------|-------------------|-------------------|
| TOTAL BUDGET | 64,202.6 | 16,485.3 | 24,047.0 |
| TOTAL RECURRENT AND CAPITAL EXPENDITURE | 49,214.4 | 12,826.6 | 14,822.5 |
| RECURRENT EXPENDITURE | 39,930.1 | 11,580.0 | 13,032.3 |
| Salaries, Wages and Pensions | 17,088.4 | 4,837.0 | 5,310.1 |
| Salaries and Wages | 8,686.1 | 2,141.7 | 2,419.1 |
| Allowances to Employees | 6,106.3 | 1,979.0 | 2,117.4 |
| Pensions, Retirement Benefits and Gratuities | 2,296.0 | 716.3 | 773.6 |
| Basic Pensions | 1,557.5 | 481.9 | 515.3 |
| Retirement Benefits and Gratuities | 738.5 | 234.4 | 258.3 |
| Administrative and Operational Expenses | 22,810.5 | 6,735.4 | 7,653.4 |
| Travelling Expenses | 273.6 | 67.1 | 63.1 |
| Administrative Supplies | 923.7 | 175.0 | 194.7 |
| Administrative Services | 2,833.0 | 696.7 | 752.3 |
| Operational Consumables | 1,561.0 | 303.9 | 400.9 |
| Training Expenses | 619.9 | 124.8 | 270.3 |
| Repairs and Maintenance | 479.6 | 75.0 | 121.5 |
| Financing and Interest Costs | 5,557.3 | 2,031.6 | 1,775.2 |
| Grants, Contributions and Subsidies | 10,562.3 | 3,261.2 | 4,075.5 |
| Aasandha | 2,022.6 | 716.6 | 681.1 |
| Medical Welfare | 409.0 | 102.3 | 84.6 |
| Subsidies | 2,890.0 | 1,089.8 | 1,477.4 |
| Council Grants ^{2/} | 2,475.5 | 718.2 | 845.9 |
| Other Grants and Contributions | 2,765.1 | 634.3 | 986.5 |
| Losses and Write-offs | 31.1 | 7.6 | 68.8 |
| CAPITAL EXPENDITURE | 9,284.4 | 1,246.6 | 1,790.2 |
| Capital Equipments | 780.7 | 174.4 | 154.5 |
| Furniture, Machinery and Equipment | 619.7 | 83.5 | 138.3 |
| Vehicles | 104.7 | 86.4 | 12.6 |
| Minor extensions | 56.3 | 4.5 | 3.6 |
| Infrastructure Assets | 8,103.6 | 1,058.2 | 1,619.5 |
| Land and Buildings | 3,850.7 | 296.3 | 703.3 |
| Roads, Bridges and Airports | 1,878.7 | 394.0 | 401.4 |
| Wharves, Ports and Harbours | 390.2 | 96.3 | 149.5 |
| Other Infrastructure Assets | 1,984.0 | 271.6 | 365.2 |
| Development Projects and Capital Transfers | - | 14.1 | 16.2 |
| Development Projects | - | 14.1 | 16.2 |
| Capital Transfers | - | - | - |
| Budget Contingency | 400.0 | - | - |
| Memorandum Items: | | | |
| Public Sector Investment Program | 8,312.1 | 1,597.5 | 1,805.9 |
| Loan Repayment | 12,914.3 | 2,522.1 | 8,608.5 |
| Investments | 929.9 | 518.6 | 339.0 |
| Transfers to Sovereign Development Fund | 2,429.4 | 746.9 | 872.5 |
| Council Block Grant Disbursements | 2,475.5 | 718.2 | 845.9 |
| Lendings | 1,144.0 | 618.0 | 276.9 |
| Student Loan Scheme | 776.6 | 161.3 | 121.8 |

1/ Expenditure figures are likely to vary as reconciliation work is ongoing.

2/ As of 9th April 2026, expenditure of the Department of Judicial Administration have been removed from the budget tables following the establishment of the Judiciary Sectoral Grant.

TABLE 4: PUBLIC SECTOR INVESTMENT EXPENDITURE BY FUNCTION

| <i>in millions of MVR</i> | Approved | as at 07 May 2025 | as at 07 May 2026 |
|--|----------------|-------------------|-------------------|
| TOTAL PSIP | 8,312.1 | 1,597.5 | 1,805.9 |
| General Public Services | 532.3 | 133.9 | 407.0 |
| Government Administration | - | 8.1 | 0.6 |
| Land Management | 429.7 | 124.1 | 402.4 |
| Public Infrastructure Construction | 97.4 | 1.8 | 4.1 |
| Research and Development | 5.2 | - | - |
| Defense | 247.5 | 0.9 | 0.4 |
| National Defense | 247.5 | - | 0.4 |
| Border Security | - | 0.9 | - |
| Public Order and Safety | 175.4 | 8.8 | 12.4 |
| Correctional Services | 45.0 | 0.3 | - |
| Disaster Response and Relief | 51.3 | 0.5 | - |
| Judicial Services | 19.5 | 2.2 | - |
| Law Enforcement | 59.6 | 5.8 | 12.4 |
| Economic Affairs | 2,853.3 | 1,030.4 | 772.3 |
| Agriculture and Fisheries | 226.0 | 28.4 | 22.0 |
| Economic Regulation | 0.0 | - | - |
| Energy and Utilities | 209.4 | 16.5 | 156.1 |
| Tourism and Hospitality | 21.8 | - | - |
| Trade and Industry Development | 17.8 | - | - |
| Transport Infrastructure | 2,378.4 | 985.5 | 594.2 |
| Environmental Protection | 941.6 | 218.0 | 106.3 |
| Climate Mitigation and Adaptation | 221.8 | 104.3 | 34.3 |
| Environmental Conservation | 2.8 | 0.2 | 0.2 |
| Pollution Control | 369.6 | 112.6 | 64.6 |
| Water Resource Management | 347.4 | 0.9 | 7.2 |
| Housing and Community Amenities | 1,285.8 | 101.0 | 102.5 |
| Community Facilities | 23.3 | - | 0.5 |
| Public Housing | 1,083.8 | 66.0 | 25.0 |
| Public Spaces | 21.3 | 0.9 | 2.3 |
| Urban Development | 91.0 | 7.4 | 13.4 |
| Water and Sanitation | 66.3 | 26.8 | 61.3 |
| Health | 917.7 | 39.4 | 149.0 |
| Healthcare Infrastructure | 814.7 | 39.4 | 149.0 |
| Mental Health and Rehabilitation | 103.0 | - | - |
| Recreation, Culture, and Religion | 531.0 | 34.4 | 114.0 |
| Cultural Preservation | 23.9 | - | 3.0 |
| Entertainment and Events | 4.9 | - | - |
| Religious Services | 99.1 | 13.9 | 65.1 |
| Sports and Recreation | 403.1 | 20.5 | 45.9 |
| Education | 779.7 | 29.1 | 141.8 |
| Higher Education | 124.2 | 1.6 | 4.7 |
| Primary and Secondary Education | 655.5 | 25.5 | 137.1 |
| Vocational Training | - | 2.1 | - |
| Social Protection | 48.0 | 1.6 | 0.0 |
| Child and Youth Support | 10.4 | 1.6 | - |
| Disability and Rehabilitation | - | - | 0.0 |
| Elderly Care | 37.6 | - | - |
| Social Welfare Programs | - | - | - |

TABLE 5: BUDGET UTILIZATION OF ACCOUNTABLE GOVERNMENT AGENCIES^{1/}

| <i>in millions of MVR</i> | | Approved | as at 07 May 2025 | as at 07 May 2026 |
|---------------------------|--|-----------------|--------------------------|--------------------------|
| 1 | Presidents Office | 240.5 | 63.4 | 67.1 |
| 2 | People's Majlis | 228.3 | 60.9 | 65.3 |
| 3 | Judicial Service Commission | 17.2 | 4.9 | 5.4 |
| 4 | Department of Judicial Administration | - | 163.3 | - |
| 5 | Elections Commission | 163.0 | 37.6 | 134.7 |
| 6 | Civil Service Commission | 31.3 | 10.1 | 11.0 |
| 7 | Human Rights Commission | 29.2 | 9.8 | 11.0 |
| 8 | Anti-Corruption Commission | 47.9 | 14.7 | 16.0 |
| 9 | Auditor Generals Office | 134.3 | 30.0 | 25.6 |
| 10 | Prosecutor Generals Office | 72.2 | 22.5 | 22.6 |
| 11 | Maldives Inland revenue Authority | 116.8 | 32.7 | 38.1 |
| 12 | Employment Tribunal | 16.4 | 4.3 | 4.6 |
| 13 | Maldives Media Council | - | 1.4 | - |
| 14 | Maldives Broadcasting Commission | - | 3.4 | - |
| 15 | Tax Appeal Tribunal | 13.4 | 3.9 | 4.3 |
| 16 | Local Government Authority | 38.1 | 11.9 | 9.0 |
| 17 | Information Commissioners Office | 7.5 | 2.1 | 2.1 |
| 18 | National Integrity Commission | 14.8 | 5.9 | 4.4 |
| 20 | Ministry of Finance & Public Enterprises | 244.9 | 536.1 | 66.0 |
| 21 | Ministry of Defence & National Service | 145.0 | 9.7 | 24.3 |
| 22 | Ministry of Homeland Security, Labour & Technology | 414.2 | 52.9 | 62.6 |
| 23 | Ministry of Education, Higher Education & Skills Development | 4,701.8 | 1,266.4 | 1,560.7 |
| 24 | Maldives Islamic University | 98.5 | 25.7 | 24.2 |
| 25 | Maldives National University | 335.5 | 77.5 | 83.1 |
| 26 | Ministry of Foreign Affairs | 349.1 | 131.7 | 42.9 |
| 27 | Ministry of Health, Family & Welfare | 2,769.7 | 573.0 | 830.4 |
| 28 | Ministry of Economic Development, Transport & Trade | 177.0 | 19.2 | 24.9 |
| 29 | Ministry of Tourism and Civil Aviation | 806.3 | 177.3 | 319.0 |
| 30 | Ministry of Youth Empowerment, Sports & Fitness | 623.0 | 136.0 | 143.5 |
| 31 | Ministry of Infrastructure, Housing & Urban Development | 4,631.7 | 844.1 | 1,193.8 |
| 32 | Ministry of Fisheries, Agriculture & Ocean Resources | 325.5 | 58.5 | 56.5 |
| 33 | Ministry of Islamic Affairs & Endowments | 473.1 | 113.6 | 194.1 |
| 34 | Ministry of Climate Change, Environment & Energy | 81.2 | 32.3 | 52.3 |
| 35 | Attorney Generals Office | 30.7 | 8.4 | 10.6 |
| 36 | Ministry of Social & Family Development | 130.6 | 20.7 | 30.1 |
| 37 | Special Budget | 27,969.7 | 6,988.8 | 13,536.0 |
| 38 | Pension Budget | 1,914.1 | 597.7 | 633.6 |
| 39 | Maldives Police Services | 2,828.6 | 812.5 | 866.8 |
| 40 | Maldives Customs Services | 299.4 | 78.3 | 101.6 |
| 41 | National Social Protection Agency | 3,485.5 | 1,083.8 | 1,109.1 |
| 42 | Indira Gandhi Memorial Hospital | 2,256.9 | 473.5 | 609.1 |
| 44 | Family Protection Authority | 9.4 | 3.1 | 3.7 |
| 45 | Maldives National Defense Force | 2,824.0 | 679.4 | 701.3 |
| 46 | Maldives Correctional Services | 413.8 | 105.5 | 117.3 |
| 47 | Maldives Immigration | 281.8 | 74.4 | 65.5 |
| 48 | Ministry of Higher Education, Labour & Skills Development | 1,288.4 | 293.8 | 317.3 |
| 49 | Ministry of Housing, Land & Urban Development | - | 0.0 | - |
| 50 | Ministry of Transport & Civil Aviation | 137.2 | 15.4 | 39.0 |
| 52 | Ministry of Arts, Culture & Heritage | 150.2 | 24.5 | 34.6 |
| 53 | National Disaster Management Authority | 21.9 | 8.5 | 4.9 |
| 55 | Aviation and Port Security Command | 213.7 | 65.1 | 96.1 |

in millions of MVR

| | Approved | as at 07 May 2025 | as at 07 May 2026 |
|--|-----------------|-------------------|-------------------|
| 56 Maldives International Arbitration Centre | 3.7 | 0.9 | 1.2 |
| 57 Children's Ombudsperson's Office | 8.9 | 2.9 | 2.9 |
| 58 Kulhudhuffushi Regional Hospital | 300.9 | 90.0 | 71.7 |
| 59 Addu Equitorial Hospital | 323.8 | 80.8 | 79.1 |
| 61 Gan Regional Hospital | 187.9 | 59.0 | 41.3 |
| 62 Hulhumale Hospital | 665.9 | 142.0 | 193.9 |
| 63 Ungoofaaruu Regional Hospital | 237.3 | 74.4 | 44.7 |
| 64 Abdul Samad Memorial Hospital | 257.5 | 65.7 | 56.3 |
| 65 National Drug Agency | 179.1 | 29.9 | 34.7 |
| 66 Ministry of Agriculture & Animal Welfare | 81.3 | 13.1 | 20.7 |
| 67 Ministry of Youth Empowerment, Information & Arts | 157.8 | 13.5 | 44.7 |
| 68 Ministry of Cities, Local Government & Public Works | 157.6 | 36.3 | 67.3 |
| 69 Labor Relations Authority | 20.9 | 6.2 | 6.9 |
| 70 Maldives Media and Broadcasting Commission | 16.3 | - | 5.3 |
| TOTAL | 64,202.6 | 16,485.3 | 24,047.0 |

1/ Expenditure figures are likely to vary as reconciliation work is ongoing.

2/ Council block grants and Judiciary Sectoral Grant are included under the Special Budget and have been removed from this list of AGAs.

3/ Pursuant to legislative changes, the Maldives Media Council and the Maldives Broadcasting Commission has been dissolved and replaced by the Maldives Media and Broadcasting Commission.

4/ Ministry of Housing, Land & Urban Development was dissolved on 26th December 2024 by the Cabinet.

5/ The Ministry of Social & Family Development, Ministry of Transport & Civil Aviation, Ministry of Higher Education, Labour & Skills Development, Ministry of Youth Empowerment, Information & Arts and the Ministry of Cities, Local Government & Public Works have been dissolved and their functions merged with other agencies on 15th April 2026 following a directive issued by the President's Office. This includes changes to the composition of several government agencies and is reflected in this table.

Government Securities Outstanding as of 04 May 2026

in millions of MVR

| Tenure | < 1 month | 1 month | 3 months | 6 months | 1 year | > 1 - 5 years | 5-10 years | 10-15 years | 15-20 > years | TOTAL |
|-------------------------------------|----------------|----------------|----------------|----------------|-----------------|-----------------|-----------------|-------------|-----------------|-----------------|
| Total Securities Outstanding | 1,156.5 | 3,697.6 | 4,940.1 | 4,184.2 | 39,343.8 | 11,629.3 | 11,023.4 | - | 21,366.7 | 97,341.6 |
| Domestic Instruments | 1,156.5 | 3,697.6 | 4,940.1 | 4,184.2 | 39,343.8 | 11,629.3 | 9,481.4 | - | 21,366.7 | 95,799.6 |
| MVR Treasury Bills | 1,156.5 | 2,295.0 | 3,019.1 | 3,290.1 | 33,978.2 | - | - | - | - | 43,738.9 |
| Central Bank | - | - | - | - | 61.9 | - | - | - | - | 61.9 |
| Commercial Banks | 1,156.5 | 1,500.0 | 2,020.0 | 1,382.0 | 17,003.1 | - | - | - | - | 23,061.6 |
| Other Financial Corporations | - | 430.0 | 51.6 | 980.8 | 16,487.1 | - | - | - | - | 17,949.5 |
| Private sector | - | - | 54.1 | 240.6 | 76.1 | - | - | - | - | 370.8 |
| Public Non-financial Corporations | - | 365.0 | 893.4 | 686.7 | 350.0 | - | - | - | - | 2,295.1 |
| RDC / USD Treasury Bills | - | 61.7 | 835.8 | 36.1 | 2,951.9 | - | - | - | - | 3,885.5 |
| Central Bank | - | - | - | - | 54.7 | - | - | - | - | 54.7 |
| Commercial Banks | - | 61.7 | 511.9 | 30.8 | 1,980.7 | - | - | - | - | 2,585.2 |
| Other Financial Corporations | - | - | 128.0 | 4.6 | 916.4 | - | - | - | - | 1,049.1 |
| Private sector | - | - | 0.2 | 0.6 | - | - | - | - | - | 0.9 |
| Public Non-financial Corporations | - | - | 195.7 | - | - | - | - | - | - | 195.7 |
| Islamic Instruments (MVR) | - | 1,340.9 | 1,085.2 | 858.0 | 2,413.8 | - | - | - | - | 5,697.8 |
| Commercial banks | - | 1,275.0 | 970.0 | 810.0 | 735.3 | - | - | - | - | 3,790.3 |
| Other Financial Corporations | - | 41.2 | 50.2 | 48.0 | 1,678.4 | - | - | - | - | 1,817.7 |
| Private Sector | - | - | - | - | 0.1 | - | - | - | - | 0.1 |
| Public non-financial Corp. | - | 24.7 | 65.0 | - | - | - | - | - | - | 89.7 |
| Islamic Instruments (USD) | - | - | - | - | - | - | - | - | - | - |
| Commercial banks | - | - | - | - | - | - | - | - | - | - |
| Other Financial Corporations | - | - | - | - | - | - | - | - | - | - |
| MVR Treasury Bonds | - | - | - | - | - | 4,118.9 | 3,776.0 | - | 21,366.7 | 29,261.6 |
| Other Financial Corporations | - | - | - | - | - | 1,007.0 | 2,071.0 | - | 7,393.6 | 10,471.6 |
| Commercial banks | - | - | - | - | - | 2,790.0 | 1,705.0 | - | - | 4,495.0 |
| Public non-financial Corp. | - | - | - | - | - | 321.9 | - | - | - | 321.9 |
| Central Bank | - | - | - | - | - | - | - | - | 13,973.2 | 13,973.2 |
| USD Treasury Bonds | - | - | - | - | - | 7,510.4 | 5,705.4 | - | - | 13,215.8 |
| Commercial banks | - | - | - | - | - | 4,111.9 | 5,705.4 | - | - | 9,817.3 |
| Public Non-Financial Corp. | - | - | - | - | - | 3,398.6 | - | - | - | 3,398.6 |
| Private Sector | - | - | - | - | - | - | - | - | - | - |
| External Instruments | - | - | - | - | - | - | 1,542.0 | - | - | 1,542.0 |
| Bonds | - | - | - | - | - | - | 1,542.0 | - | - | 1,542.0 |
| Sukuk | - | - | - | - | - | - | - | - | - | - |

Notes:

1. This table has been updated on 12 May 2026

2. Foreign Currency denominated instruments are converted to MVR using MMA reference rate for USD/MVR as of 04 May 2026

3. This table will be updated bi-weekly.

Definitions

| | |
|----------------------------------|---|
| Total Revenue and Grants | Sum of all taxes, non-tax revenue, capital receipts, grant inflows, and other realised gains, less subsidiary loan repayment. |
| Total Expenditure | Sum of recurrent and capital expenditure (excluding loan repayments, investments and lendings). |
| Recurrent Expenditure | Expenditure incurred for salaries and wages and other operational expenses. |
| Capital Expenditure | Expenditure incurred for capital equipments, PSIP, development projects & capital transfers and budget contingency. |
| Public Sector Investment Program | Medium-term plan on expenditure on projects which is part of the Government's manifesto or the development plan. |
| Primary Balance | Overall fiscal balance excluding financing and interest costs. |
| Overall Balance | Total revenue and grants less total expenditure. |
| Issuance | Total government securities issued during the period. |
| Net issuance | Sum of total government securities issued less total government securities redeemed. |
| Total Securities Outstanding | Total government securities outstanding as debt. |
| Treasury Bills | A Treasury Bill (T-Bill) is a short-term source of government security, yielding no interest but issued at a discount on its redemption price. T-bills are issued in accordance with the Prospectus for Treasury Bills Tap and the Prospectus for Treasury Bills Auction. At present, they are offered for 28-day, 91-day, 182-day and 364-day tenures and are sold at a discount. Currently T-Bills are issued in Maldivian Rufiyaa (MVR Treasury Bills) and United States Dollars (RDC/USD Treasury Bills). |
| Treasury Bonds | A treasury Bond (T-Bond) is a medium to long term source of government security. Currently these securities pay a coupon periodically over its life. |
| Mudharaba | It is an Islamic contract in which one party supplies the money and the other provides management expertise to undertake a specific trade. |
| Murabaha | It is a sales contract where the bank buys a product on behalf of a client and resells the product to the same client by clearly mentioning the cost incurred in buying the product and the margin or the mark-up when reselling the product to the client. |
| Wakalah bi al-Isthithmar | An investment agency contract in which the capital provider (muwakkil) mandates his agent (wakil) to perform particular mua'malah transaction or investment and in return the agent will receive a fee (ujr) for the service. |
| Sukuk Murabaha | Murabahah Sukuk is an Islamic trust contract which includes a disclosure of the original cost and the mark up. Murabahah in Islamic jurisprudence means a contract of sale for the equivalent price of the subject matter which includes its cost along with a known additional profit. |