

PROPOSED SINGLE STOREY MOSQUE(500)

MALDIVES

ARCHITECTURAL DRAWINGS

28.02.2021

**SIARCH**  
P R I V A T E   L I M I T E D  
LONUZIYARAIY MAGU,MALE',20075,MALDIVES  
EMAIL: I N F O @ S I A R C H . D E S I G N  
H T T P / / : W W W . S I A R C H . D E S I G N

PROPOSED SINGLE STOREY MOSQUE ,MALDIVES

DRAWING INDEX

PROJECT CODE: COM-32

CLIENT: MINISTRY OF ISLAMIC AFFAIRS

BUILDING: MOSQUE 500

BUILDING CODE: MOS500

DWG FILE NAME: COM-32\_MOSQUE500

				DRAWING TITLE				
BLDN.CODE.	DISC.	NO.	PDF FILE NAME	PRIMARY	SECONDARY	SCALE	FORMAT	DATE
ARCHITECTURAL								
MOS	AR	00	COM-32_AR00_A	DRAWING REGISTER		NTS	A3	28TH FEBRUARY 2020
MOS	AR	01	COM-32_AR01_A	LOCATION PLAN		1:200	A3	28TH FEBRUARY 2020
MOS	AR	02	COM-32_AR02_A	FOOT PRINT ORIENTATION		1:200	A3	28TH FEBRUARY 2020
MOS	AR	03	COM-32_AR03_A	LANDSCAPE PLAN		1:100	A2	28TH FEBRUARY 2020
MOS	AR	04	COM-32_AR04_A	FLOOR PLAN		1:100	A2	28TH FEBRUARY 2020
MOS	AR	05	COM-32_AR05_A	ROOF PLAN		1:100	A2	28TH FEBRUARY 2020
MOS	AR	06	COM-32_AR06_A	ELEVATIONS-E1, E2		1:100	A2	28TH FEBRUARY 2020
MOS	AR	07	COM-32_AR07_A	ELEVATIONS-E3, E4		1:100	A2	28TH FEBRUARY 2020
MOS	AR	08	COM-32_AR08_A	SECTIONS X-X , Y-Y		1:100	A2	28TH FEBRUARY 2020
MOS	AR	09	COM-32_AR09_A	MINERAT DETAILS 1		1:100	A3	28TH FEBRUARY 2020
MOS	AR	10	COM-32_AR10_A	MINERAT DETAILS 2		1:100	A3	28TH FEBRUARY 2020
MOS	AR	11	COM-32_AR11_A	DOOM DETAILS		1:50	A3	28TH FEBRUARY 2020
MOS	AR	12	COM-32_AR12_A	ARCHITECTURAL DETAILS 1		1:20	A3	28TH FEBRUARY 2020
MOS	AR	13	COM-32_AR13_A	MIMBAR DETAILS		1:20	A3	28TH FEBRUARY 2020
MOS	AR	14	COM-32_AR14_A	RAMP DETAILS		1:50	A3	28TH FEBRUARY 2020
MOS	AR	15	COM-32_AR15_A	ABLUTION PLAN		1:50	A3	28TH FEBRUARY 2020
MOS	AR	16	COM-32_AR16_A	ABLUTION SECTION		1:50	A3	28TH FEBRUARY 2020
MOS	AR	17	COM-32_AR17_A	ABLUTION DETAIL 1		1:10	A3	28TH FEBRUARY 2020
MOS	AR	18	COM-32_AR18_A	ABLUTION DETAIL 2		1:10	A3	28TH FEBRUARY 2020
MOS	AR	19	COM-32_AR19_A	DOOR AND WINDOW SCHEDULE 01		1:50	A3	28TH FEBRUARY 2020
MOS	AR	20	COM-32_AR20_A	DOOR AND WINDOW SCHEDULE 02		1:50	A3	28TH FEBRUARY 2020
MOS	AR	21	COM-32_AR21_A	ARC DETAILS 1		1:20	A3	28TH FEBRUARY 2020
MOS	AR	22	COM-32_AR22_A	ARC DETAILS 2		1:20	A3	28TH FEBRUARY 2020
STRUCTURAL								
MOS	ST	01	COM-32_ST01_A	FOUNDATION PLAN AND DETAILS	STRUCTURAL DETAILS	1:100 / 1:20	A2	28TH FEBRUARY 2020
MOS	ST	02	COM-32_ST02_A	COLUMN PLAN AND DETAILS	STRUCTURAL DETAILS	1:100 / 1:20	A2	28TH FEBRUARY 2020
MOS	ST	03	COM-32_ST03_A	BEAM AND SLAB PLAN DETAILS	STRUCTURAL DETAILS	1:100	A2	28TH FEBRUARY 2020
MOS	ST	04	COM-32_ST04_A	ROOF BEAM AND SLAB PLAN, DETAILS	STRUCTURAL DETAILS	1:100 / 1:20	A2	28TH FEBRUARY 2020
MOS	ST	05	COM-32_ST05_A	MINERAT DETAILS	STRUCTURAL DETAILS	1:50 / 1:20	A3	28TH FEBRUARY 2020
MEP								
MOS	MEP	01	COM-32_AC01_A	AC LAYOUT		1:100	A2	28TH FEBRUARY 2020
MOS	MEP	02	COM-32_LT01_A	LIGHTING LAYOUT		1:100	A2	28TH FEBRUARY 2020
MOS	MEP	03	COM-32_P001_A	POWER LAYOUT		1:100	A2	28TH FEBRUARY 2020

CLIENT:  
MINISTRY OF ISLAMIC AFFAIRS

DESIGN AND CONSULTANCY:  

SIARCH

PRIVATE LIMITED

LONUZIYAARAY MAGU,MALE',20075,MALDIVES

EMAIL: I N F O @ SIARCH.DESIGN

HTTP://:WWW.SIARCH.DESIGN

KEY PLAN:

WARNING:

- This drawing shall not be used for construction unless certified.

- Contractor to verify all dimensions of existing works on site before commencing any work or preparing shop drawings.

- Do not scale drawings, use written dimensions only.

- This drawing is to be read in conjunction with the specifications and conditions of contract.

- This drawing and design is copyright and no portion may be reproduced without the permission of the Consultant

REVISIONS

NO	DESCRIPTION	DATE

PROJECT:

500 PAX  
MOSQUE DESIGN

PHASE:

CONCEPT DESIGN

DESIGN DEVELOPMENT

TENDER DOCUMENT

FOR CONSTRUCTION

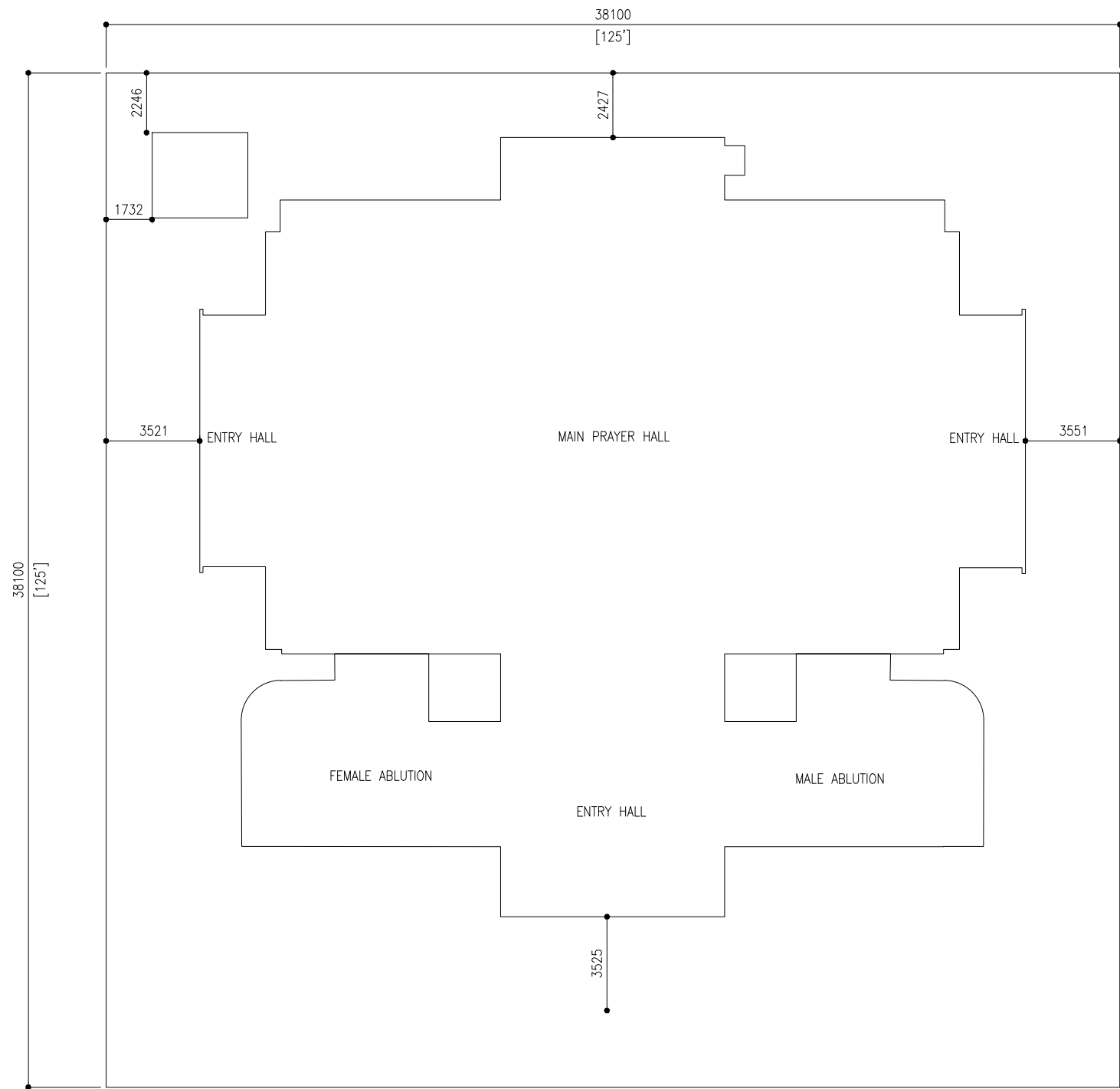
AS BUILD DRAWINGS

DESIGNATION	NAME	SIGNATURE
PROJECT MANAGER	SIARCH PVT LTD	
STR. ENGINEER	HUSSAIN SHIHAN	
CHIEF ARCHITECT	MOHAMMED SHAMIN	
CHECKED	MOHAMED SIRAJ	
DRAWN	YASHIKA	

DWG. NAME:  
ARCHITECTURAL

DRAWING INDEX

CODE	DATE	DWG. NO:
COM-32	28-02-21	AR00
FORMAT	A1 A2 A3	
SCALE	- - 1:100	ISSUE A
PDF FILE NAME: COM-32_AR00_A		



LOCATION PLAN  
SCALE 1:200  
0m 10m

CLIENT:  
MINISTRY OF ISLAMIC AFFAIRS

DESIGN AND CONSULTANCY:  
**SIARCH**  
PRIVATE LIMITED  
LONUZITHAARAY MAGUMALE, 20075, MALDIVES  
EMAIL: INFO@SIARCH.DESIGN  
HTTP://WWW.SIARCH.DESIGN

KEY PLAN:

WARNING:

- This drawing shall not be used for construction unless certified.
- Contractor to verify all dimensions of existing works on site before commencing any work or preparing shop drawings.
- Do not scale drawings, use written dimensions only.
- This drawing is to be read in conjunction with the specifications and conditions of contract.
- This drawing and design is copyright and no portion may be reproduced without the permission of the Consultant

REVISIONS

NO	DESCRIPTION	DATE

PROJECT:  
  
500 PAX  
MOSQUE DESIGN

PHASE:

- ☐ CONCEPT DESIGN
- ☐ DESIGN DEVELOPMENT
- ☒ TENDER DOCUMENT
- ☐ FOR CONSTRUCTION
- ☐ AS BUILD DRAWINGS


DESIGNATION	NAME	SIGNATURE
PROJECT MANAGER	SIARCH PVT LTD	
STR. ENGINEER	HUSSAIN SHIHAN	
CHIEF ARCHITECT	MOHAMMED SHAMIN	
CHECKED	MOHAMED SIRAJ	
DRAWN	YASHIKA	

DWG. NAME:  
  
ARCHITECTURAL

LOCATION PLAN

CODE	DATE	DWG. NO:
COM-32	28-02-21	ARO1
FORMAT	A2 A3	
SCALE	- - 1:200	ISSUE A

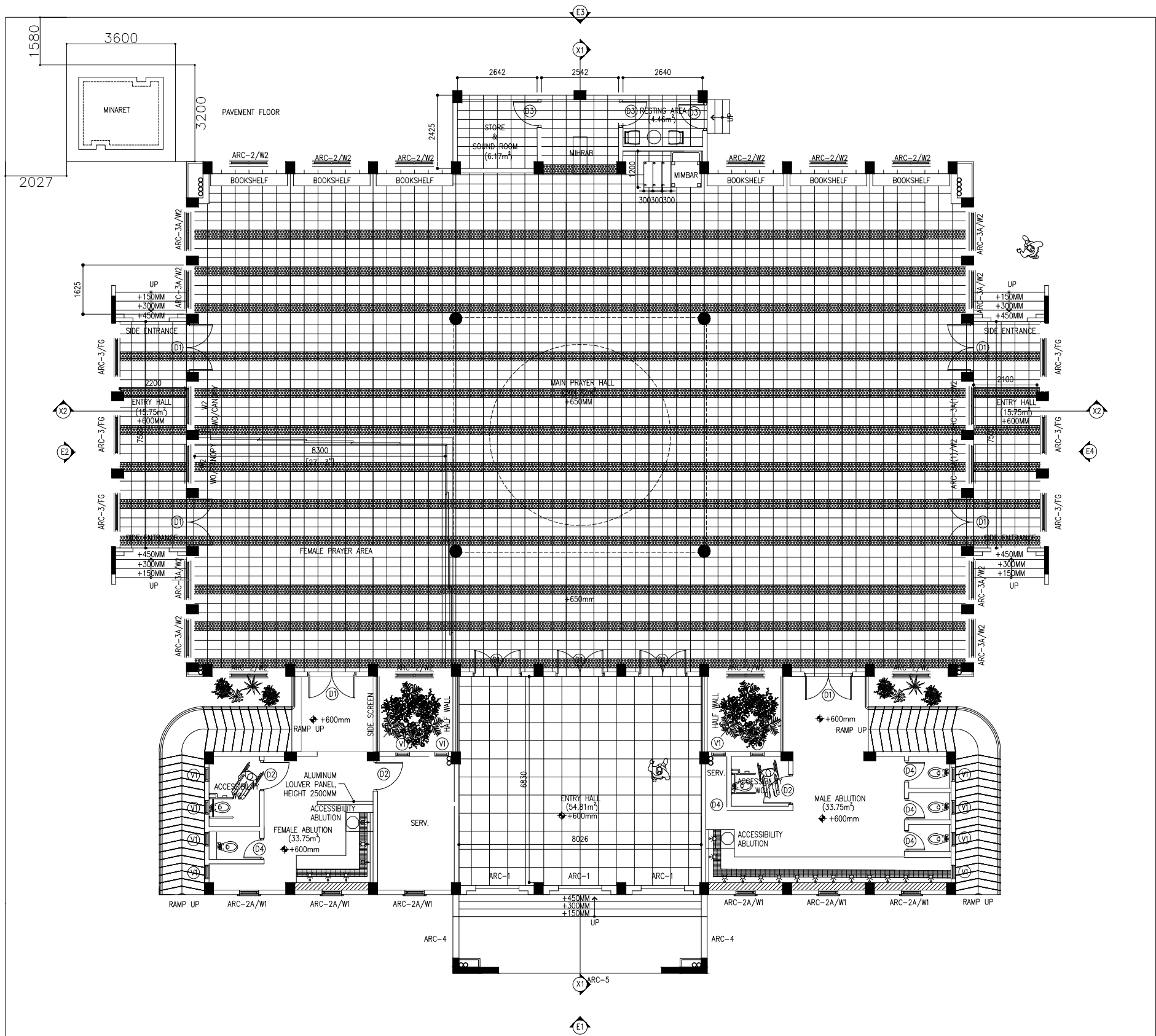
PDF FILE NAME: COM-32\_ ARO1\_A



CODE COM-32	DATE 28-02-21		DWG. NO:  AR02
FORMAT	A2	A3	
SCALE	-	-	1:200
PDF FILE NAME:			COM-32_ AR02_A







- A 600X600MM POLISHED CERAMIC TILES  
B 1200MM HIGH WALL TILES  
C EMULSION PAINT FINISH  
D ENAMEL PAINT FINISH  
E VARNISH FINISH  
F EXPOSED FINISH  
G ROUGH CONCRETE FINISH  
H T&G CEILING

SURFACE	GENERAL	FLOOR	WALL	CEILING	REMARKS
MOSQUE		A	D	H	
EXTERIOR			D	D	

SURFACE FINISHES SCHEDULE

NOTE:  
ABLUTION AREA INTERIOR WALL HEIGHT AT 2500MM

FLOOR PLAN

SCALE 1:100  
0m 5m

CLIENT:  
MINISTRY OF ISLAMIC AFFAIRS

DESIGN AND CONSULTANCY:  
**SIARCH**  
PRIVATE LIMITED  
SUZUKUMAWI, MADINET NASR, CAIRO, EGYPT  
EMAIL: INFO@SIARCH.DEG  
HTTP://WWW.SIARCH.DEG

KEY PLAN:

WARNING:  
- This drawing shall not be used for construction unless certified.  
- Contractor to verify all dimensions of existing works on site before commencing any work or preparing shop drawings.  
- Do not scale drawings, use written dimensions only.  
- This drawing is to be read in conjunction with the specifications and conditions of contract.  
- This drawing and design is copyright and no portion may be reproduced without the permission of the Consultant

REVISIONS  
NO DESCRIPTION DATE

PROJECT:  
500 PAX  
MOSQUE DESIGN

PHASE:  
○ CONCEPT DESIGN  
○ DESIGN DEVELOPMENT  
● TENDER DOCUMENT  
○ FOR CONSTRUCTION  
○ AS BUILD DRAWINGS

DESIGNATION NAME SIGNATURE  
PROJECT MANAGER SIARCH PVT. LTD.  
STR. ENGINEER HUSSEIN SHIBANI  
CHIEF ARCHITECT MOHAMED SIRAI  
CHECKED MOHAMED SIRAI  
DRAWN YASHIKA

DWG. NAME:  
ARCHITECTURAL

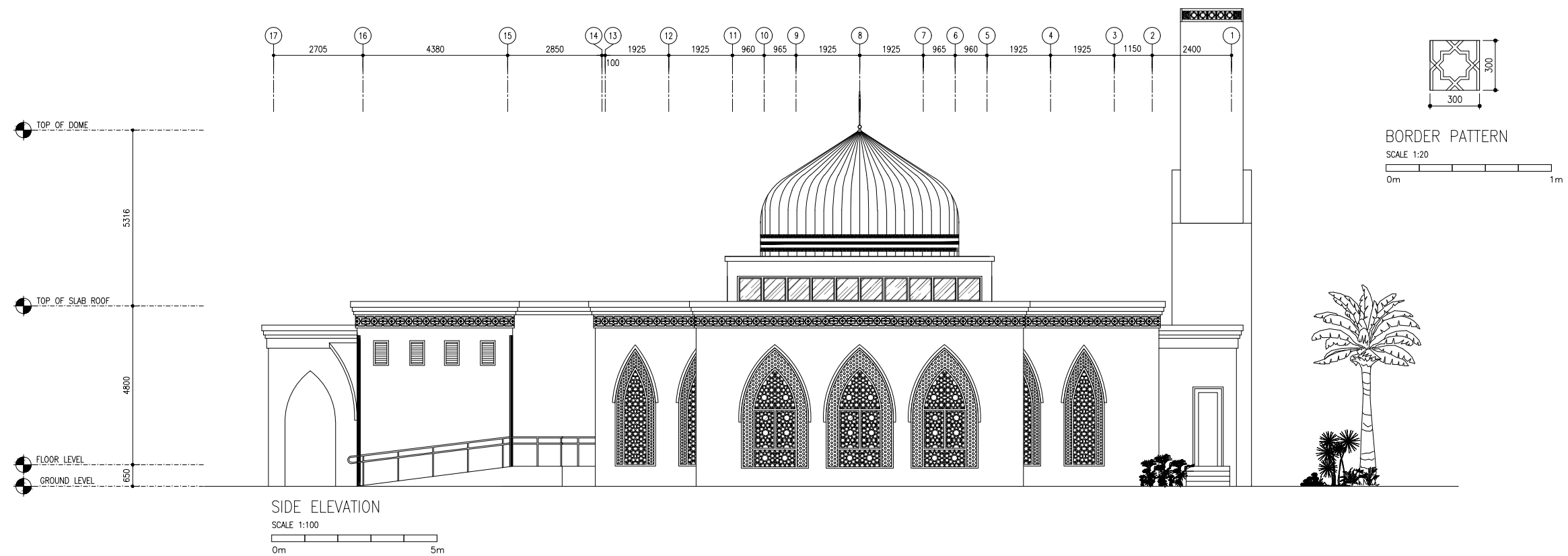
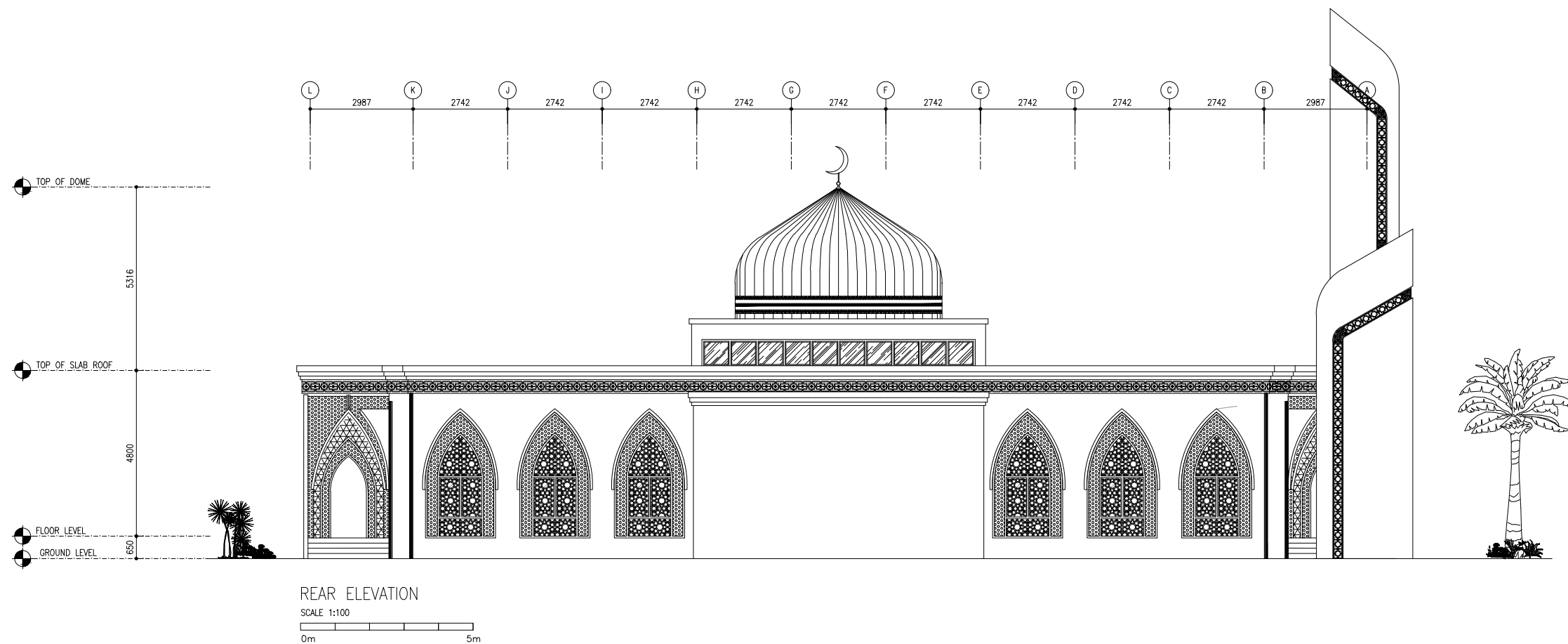
FLOOR PLAN

CODE DATE DWG. NO.  
COM-32 27-02-2021 AR04  
FORMAT AT A3  
SCALE 1:100  
PDF FILE NAME: COM-32\_AR04\_A



CODE COM-32	DATE 27-02-2021			DWG. NO:  AR05
FORMAT	A1	A2	A3	
SCALE	-	1:100	-	ISSUE A
PDF FILE NAME: COM-32_AR05_A				

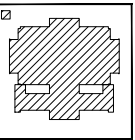




CLIENT:  
MINISTRY OF ISLAMIC AFFAIRS

DESIGN AND CONSULTANCY:  
**SIARCH**  
PRIVATE LIMITED  
LONUZITHAARAY MAGU MALE\*, 20075, MALDIVES  
EMAIL: INFO@SIARCH.DESIGN  
HTTP://WWW.SIARCH.DESIGN

**KEY PLAN:**



**WARNING:**

- This drawing shall not be used for construction unless certified.
- Contractor to verify all dimensions of existing works on site before commencing any work or preparing shop drawings.
- Do not scale drawings, use written dimensions only.
- This drawing is to be read in conjunction with the specifications and conditions of contract.
- This drawing and design is copyright and no portion may be reproduced without the permission of the Consultant

[illegible]

PROJECT:

500 PAX  
MOSQUE DESIGN

PHASE:

- ☐ CONCEPT DESIGN
- ☐ DESIGN DEVELOPMENT
- ☒ TENDER DOCUMENT
- ☐ FOR CONSTRUCTION
- ☐ AS BUILD DRAWINGS

DESIGNATION	NAME	SIGNATURE
PROJECT MANAGER	SIARCH PVT LTD	
STR. ENGINEER	HUSSAIN SHIHAN	
CHIEF ARCHITECT	MOHAMED SIRAJ	
CHECKED	MOHAMED SIRAJ	
DRAWN	YASHIKA	

DWG. NAME

ARCHITECTURAL

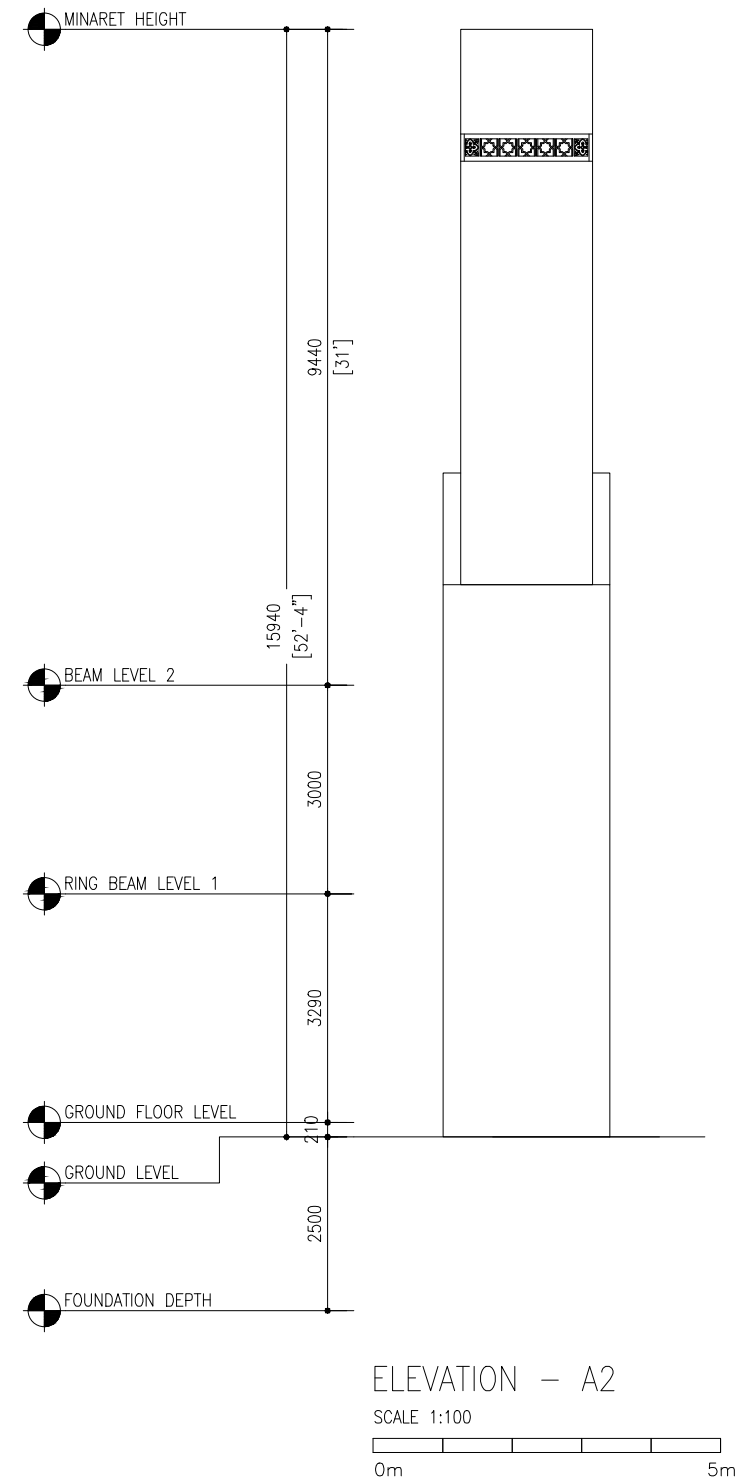
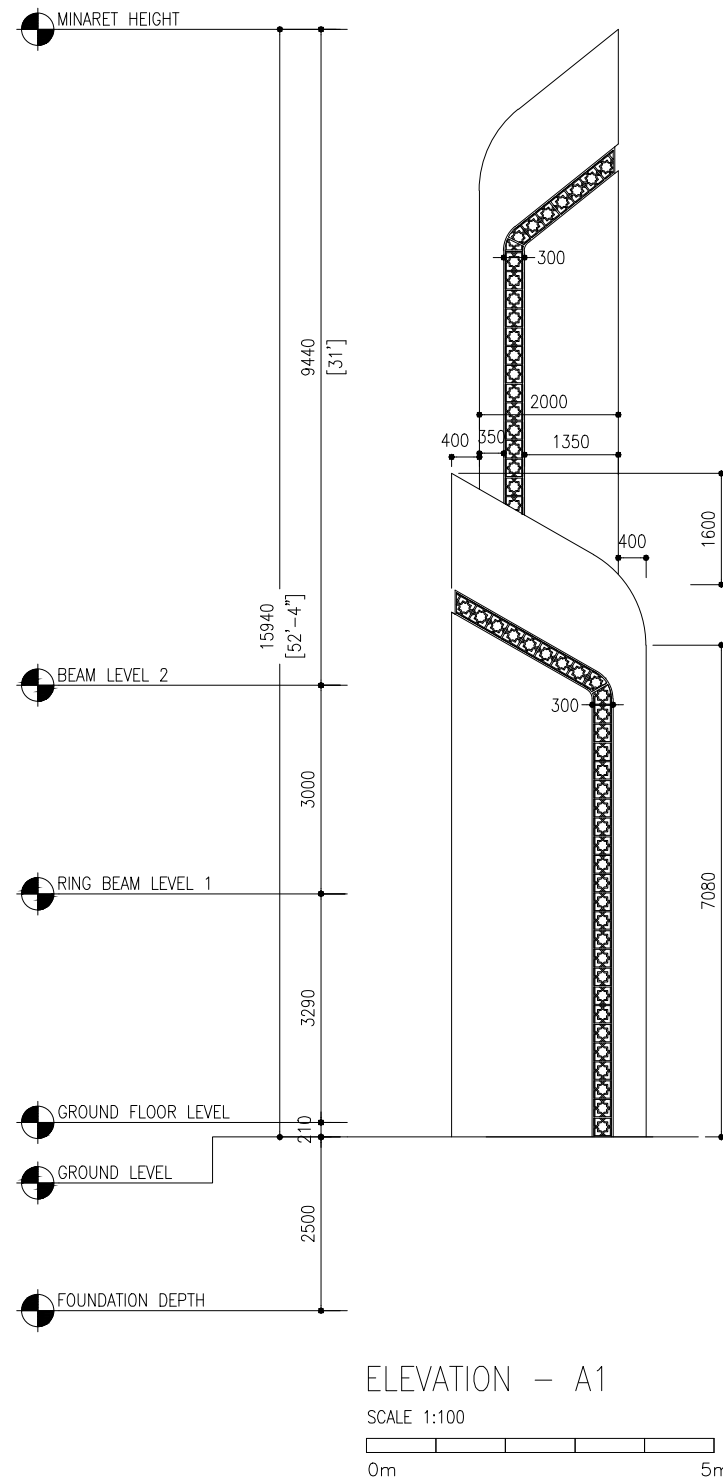
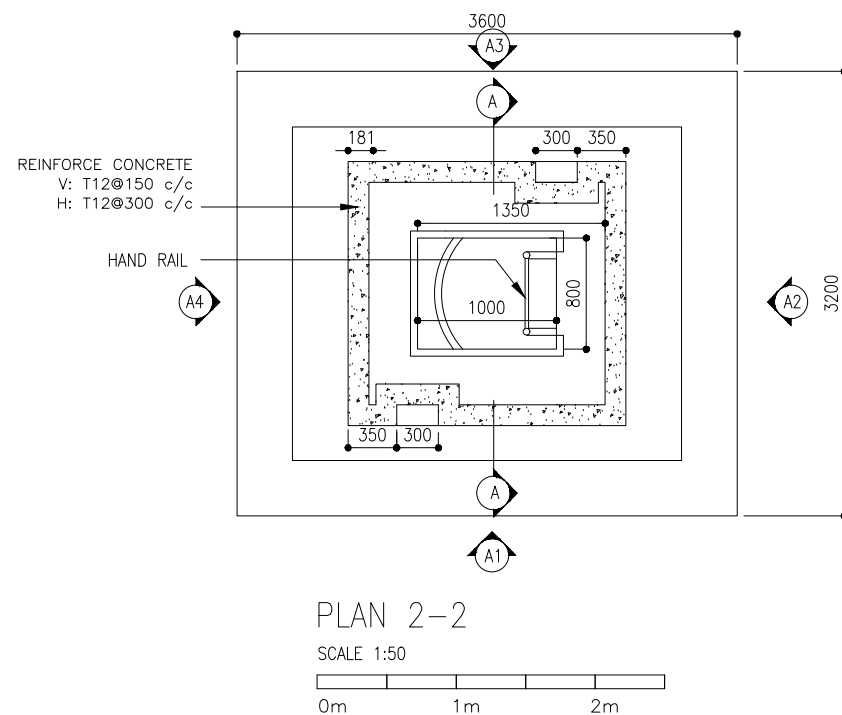
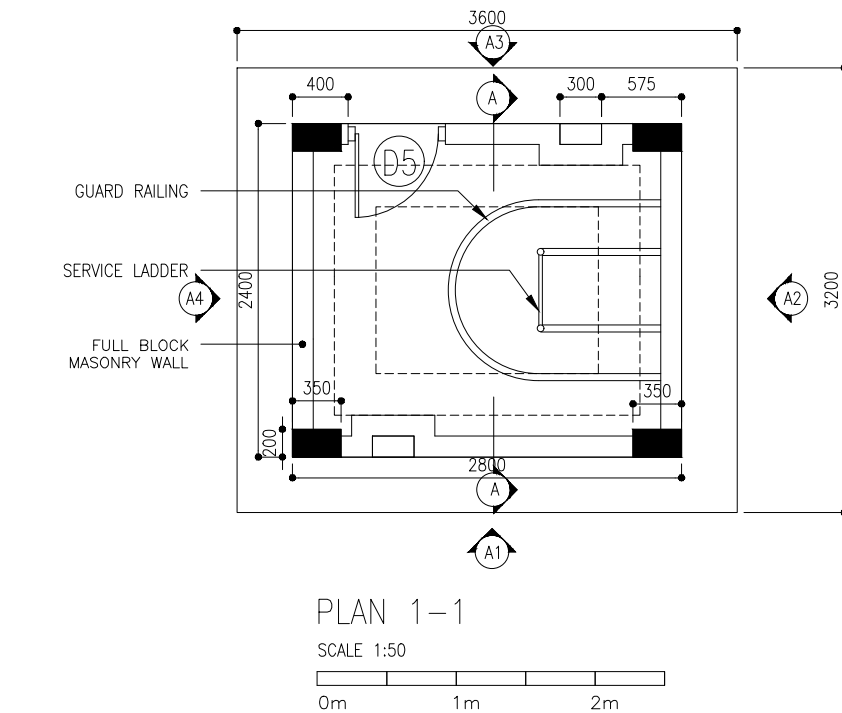
ELEVATIONS E3, E4

CODE	DATE			DWG. NO:
COM-32	27-02-2021			AR07
FORMAT	A1	A2	A3	
SCALE	-	1:100	-	ISSUE A

PDF FILE NAME: COM-32\_AR07\_A







CLIENT:  
MINISTRY OF ISLAMIC AFFAIRS

DESIGN AND CONSULTANCY:  
**SIARCH**  
PRIVATE LIMITED  
LONUZITHARAIY MAGUMALE, 20075, MALDIVES  
EMAIL: INFO@SIARCH.DESIGN  
HTTP://WWW.SIARCH.DESIGN

KEY PLAN:

WARNING:  
- This drawing shall not be used for construction unless certified.  
- Contractor to verify all dimensions of existing works on site before commencing any work or preparing shop drawings.  
- Do not scale drawings, use written dimensions only.  
- This drawing is to be read in conjunction with the specifications and conditions of contract.  
- This drawing and design is copyright and no portion may be reproduced without the permission of the Consultant

REVISIONS		
NO	DESCRIPTION	DATE

PROJECT:  
**500 PAX MOSQUE DESIGN**

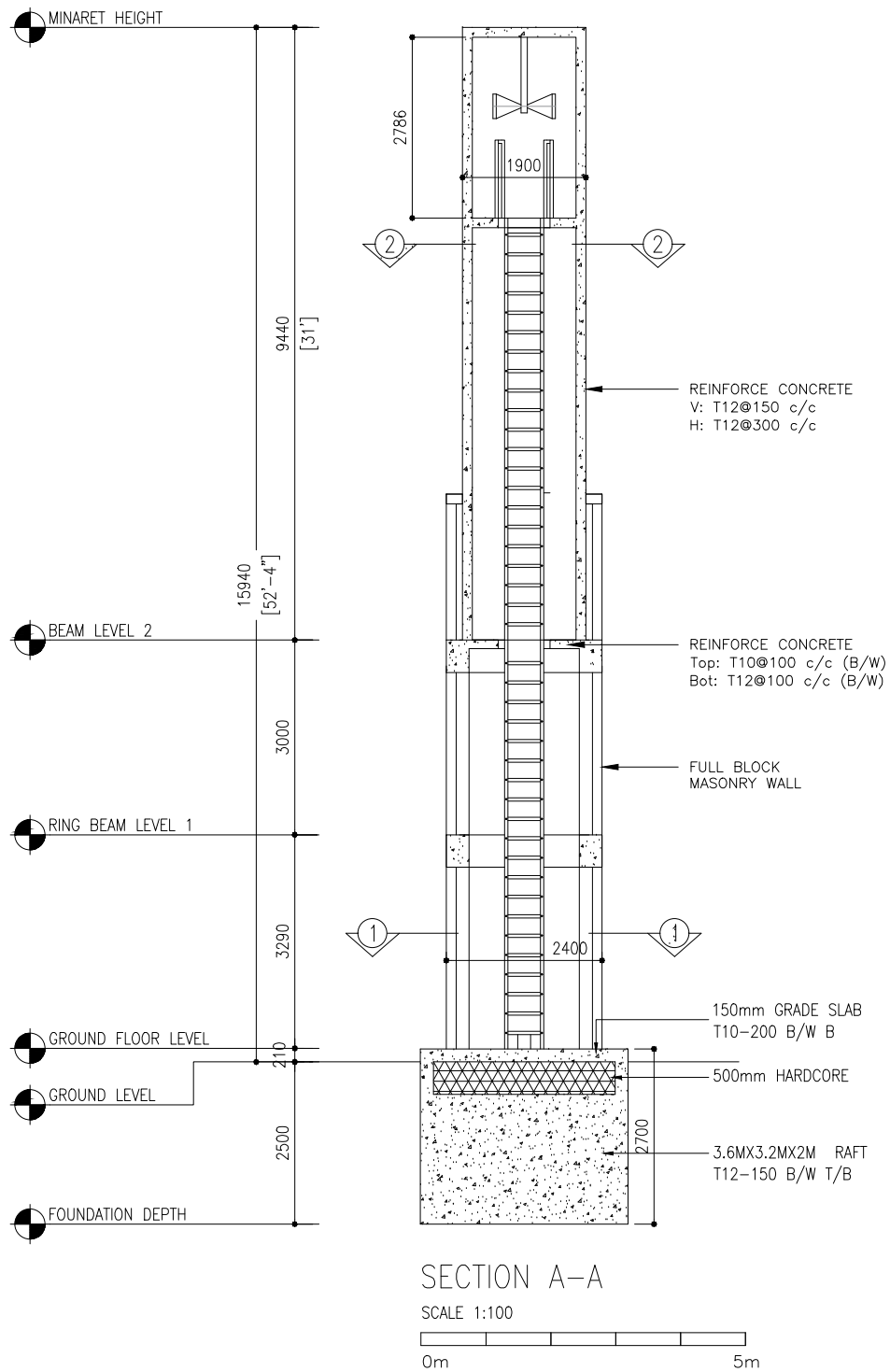
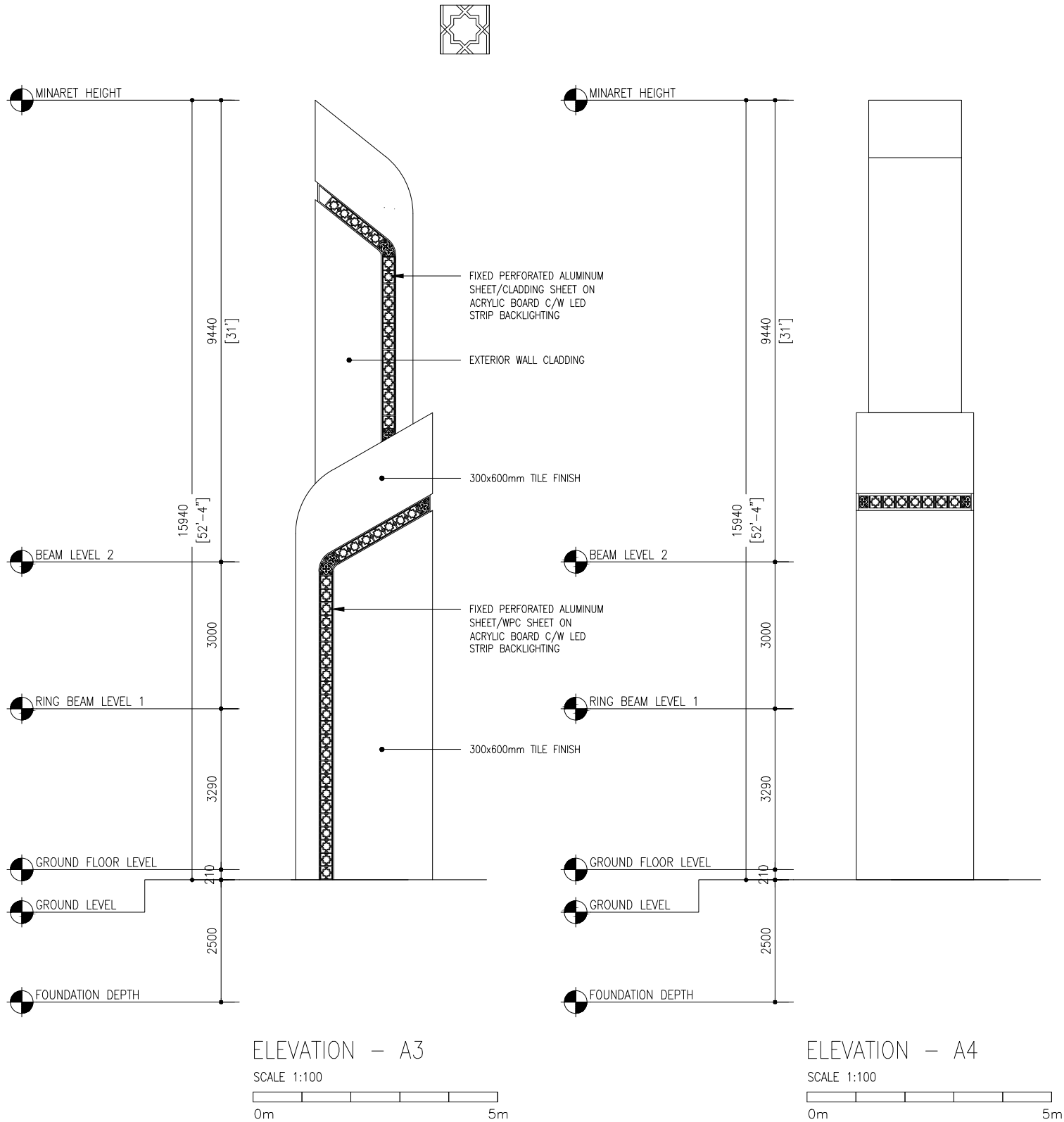
PHASE:  
☐ CONCEPT DESIGN  
☐ DESIGN DEVELOPMENT  
☒ TENDER DOCUMENT  
☐ FOR CONSTRUCTION  
☐ AS BUILD DRAWINGS

DESIGNATION	NAME	SIGNATURE
PROJECT MANAGER	SIARCH PVT LTD	
STR. ENGINEER	HUSSAIN SHIHAN	
CHIEF ARCHITECT	MOHAMMED SHAMIN	
CHECKED	MOHAMED SIRAJ	
DRAWN	YASHIKA	

DWG. NAME:  
**ARCHITECTURAL**

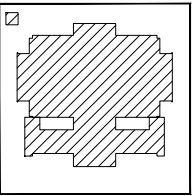
**MINARET DETAILS 1**

CODE	DATE	DWG. NO:
COM-32	28-02-21	AR09
FORMAT	A2 A3	
SCALE	- 1:100	ISSUE A
PDF FILE NAME: COM-32_AR09_A		



CLIENT:  
MINISTRY OF ISLAMIC AFFAIRS

DESIGN AND CONSULTANCY:  
**SIARCH**  
PRIVATE LIMITED  
LONUZITHAARAY MAGUMALE, 20075, MALDIVES  
EMAIL: INFO@SIARCH.DESIGN  
HTTP://WWW.SIARCH.DESIGN

KEY PLAN:  


WARNING:  
- This drawing shall not be used for construction unless certified.  
- Contractor to verify all dimensions of existing works on site before commencing any work or preparing shop drawings.  
- Do not scale drawings, use written dimensions only.  
- This drawing is to be read in conjunction with the specifications and conditions of contract.  
- This drawing and design is copyright and no portion may be reproduced without the permission of the Consultant

REVISIONS		
NO	DESCRIPTION	DATE

PROJECT:  
**500 PAX MOSQUE DESIGN**

PHASE:  
☐ CONCEPT DESIGN  
☐ DESIGN DEVELOPMENT  
☒ TENDER DOCUMENT  
☐ FOR CONSTRUCTION  
☐ AS BUILD DRAWINGS

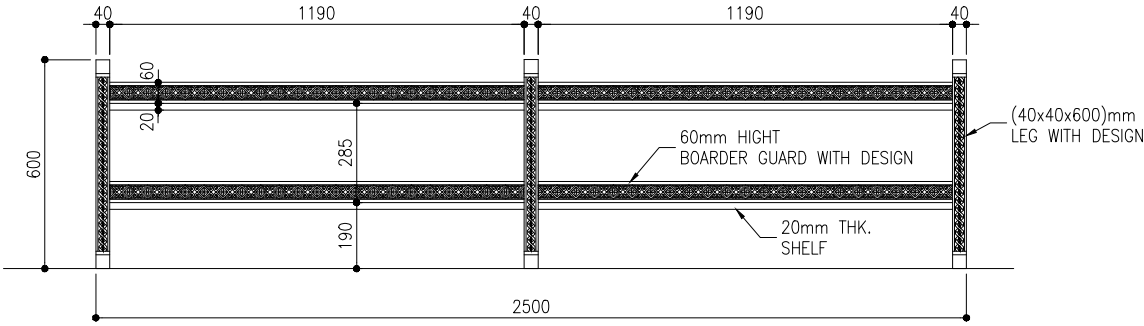
DESIGNATION	NAME	SIGNATURE
PROJECT MANAGER	SIARCH PVT LTD	
STR. ENGINEER	HUSSAIN SHIHAN	
CHIEF ARCHITECT	MOHAMMED SHAMIN	
CHECKED	MOHAMED SIRAJ	
DRAWN	YASHIKA	

DWG. NAME:  
**ARCHITECTURAL**

**MINARET DETAILS 2**

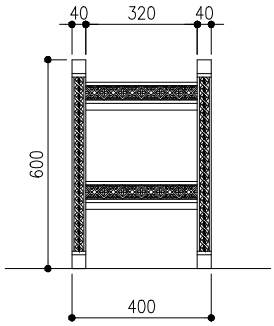

CODE	DATE	DWG. NO:
COM-32	28-02-21	AR10
FORMAT	A2 A3	
SCALE	- 1:100	ISSUE A
PDF FILE NAME: COM-32_AR10_A		





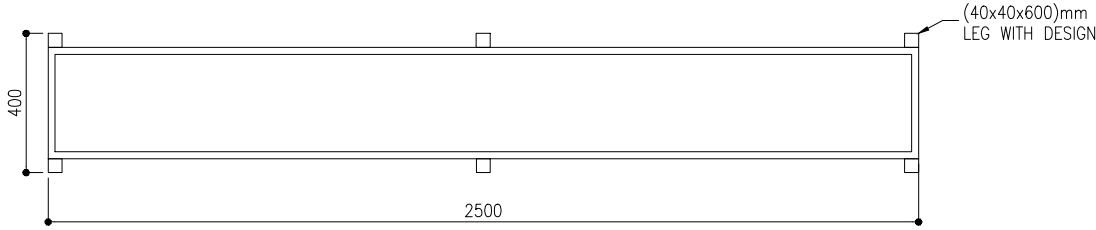

BOOKSHELF FRONT ELEVATION

SCALE 1:20




BOOKSHELF SIDE ELEVATION

SCALE 1:20




BOOKSHELF PLAN

SCALE 1:20



BOOKSHELF DETAILS

SCALE 1:20



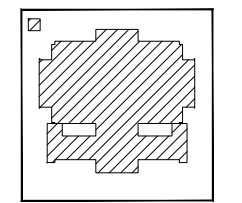
CLIENT:

MINISTRY OF ISLAMIC AFFAIRS

DESIGN AND CONSULTANCY:

**SIARCH**  
PRIVATE LIMITED  
LONUZITTAIRAY MAGU, MALE, 20075, MALDIVES  
EMAIL: INFO@SIARCH.DESIGN  
HTTP://WWW.SIARCH.DESIGN

KEY PLAN:



WARNING:

- This drawing shall not be used for construction unless certified.
- Contractor to verify all dimensions of existing works on site before commencing any work or preparing shop drawings.
- Do not scale drawings, use written dimensions only.
- This drawing is to be read in conjunction with the specifications and conditions of contract.
- This drawing and design is copyright and no portion may be reproduced without the permission of the Consultant

REVISIONS

NO	DESCRIPTION	DATE

PROJECT:

500 PAX  
MOSQUE DESIGN

PHASE:

- ☐ CONCEPT DESIGN
- ☐ DESIGN DEVELOPMENT
- ☒ TENDER DOCUMENT
- ☐ FOR CONSTRUCTION
- ☐ AS BUILD DRAWINGS

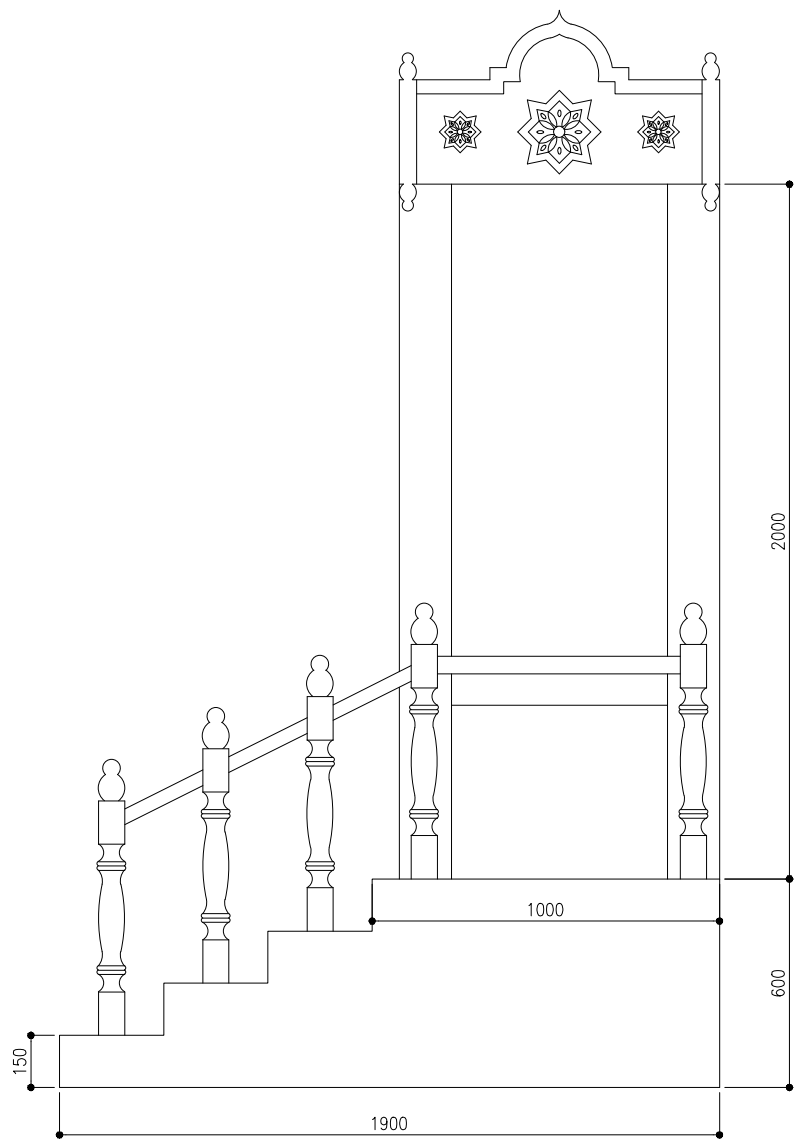
DESIGNATION	NAME	SIGNATURE
PROJECT MANAGER	SIARCH PVT LTD	
STR. ENGINEER	HUSSAIN SHIHAN	
CHIEF ARCHITECT	MOHAMMED SHAMIN	
CHECKED	MOHAMMED SIRAJ	
DRAWN	YASHIKA	

DWG. NAME:

ARCHITECTURAL

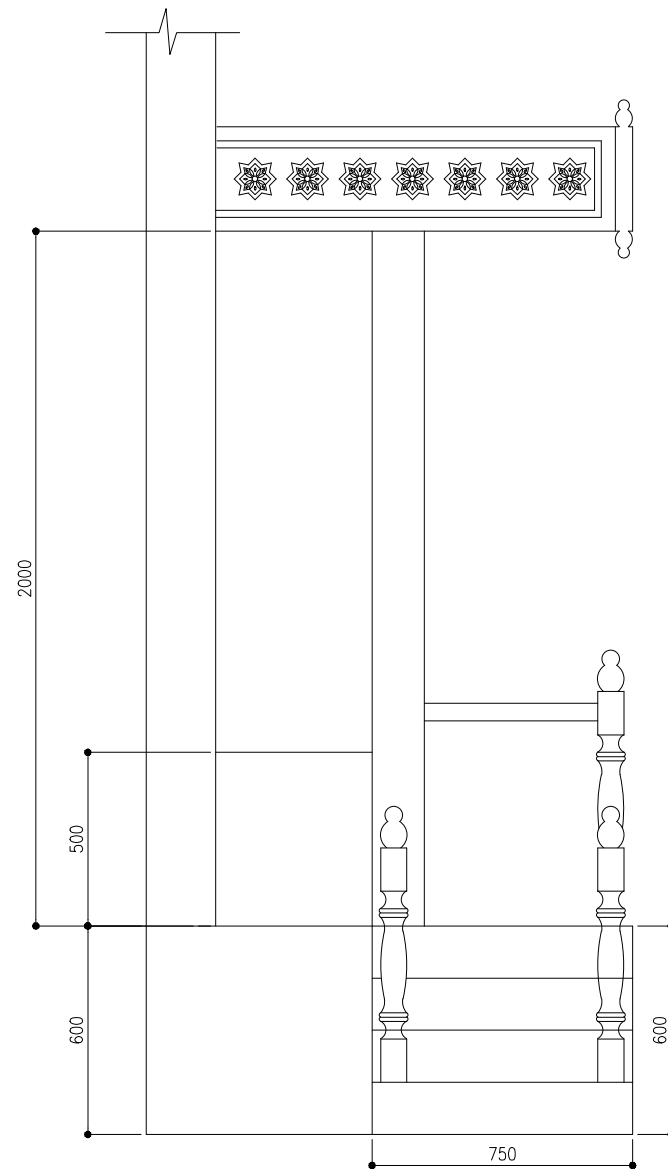
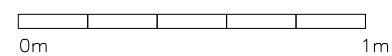
ARCHITECTURAL  
DETAILS 1

CODE COM-32	DATE 28-02-21	DWG. NO: AR12
FORMAT	A2 A3	
SCALE	- 1:20	ISSUE A
PDF FILE NAME: COM-32_ AR12_A		



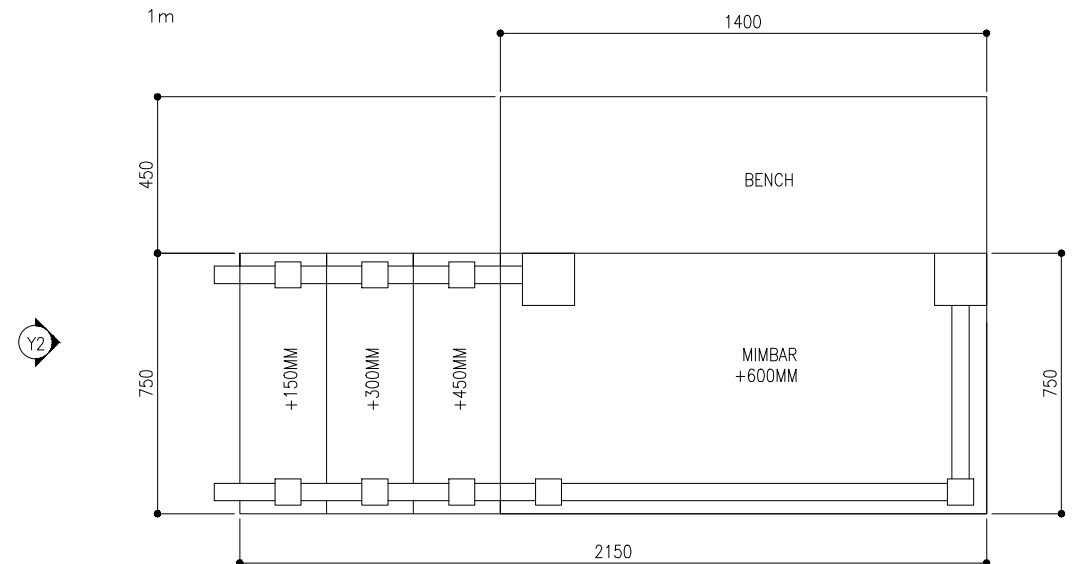

ELEVATION Y1

SCALE 1:20



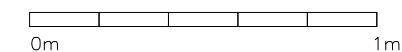
ELEVATION Y2

SCALE 1:20

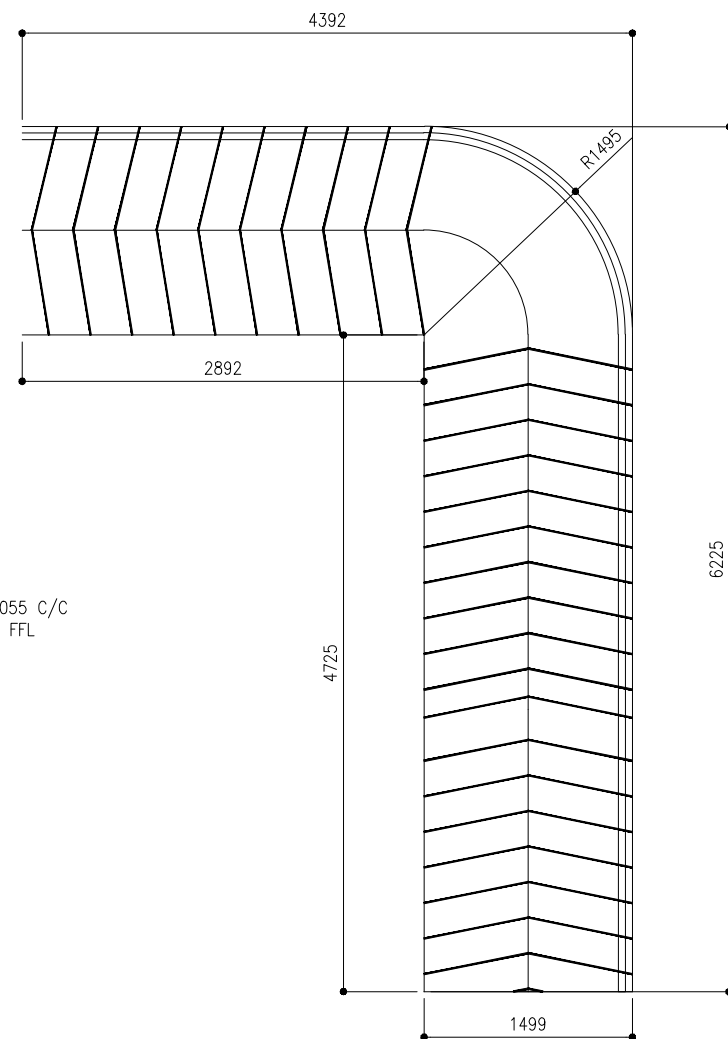
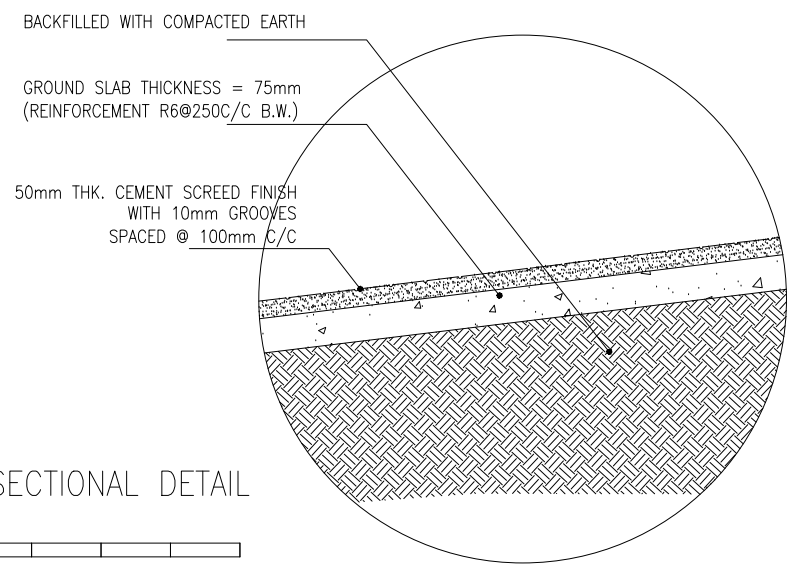
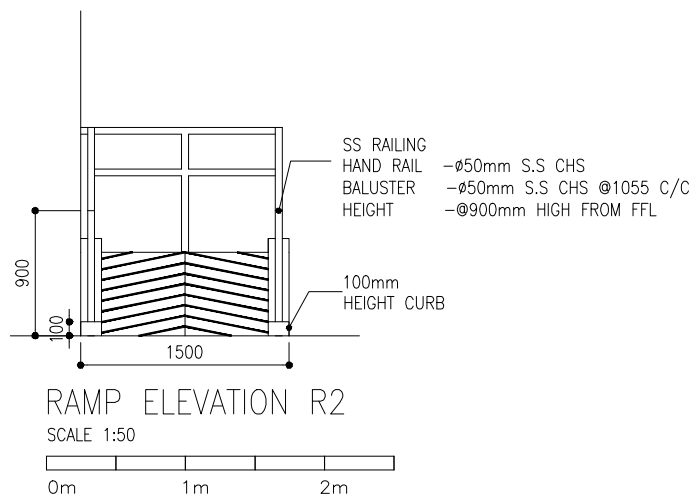
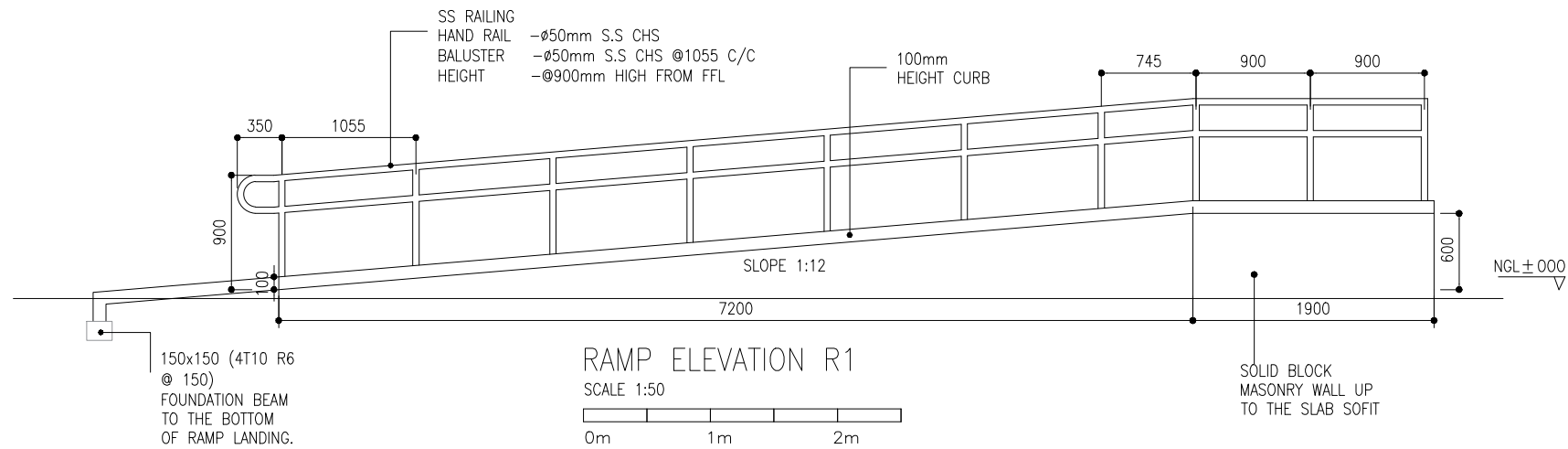


MIMBAR PLAN

SCALE 1:20

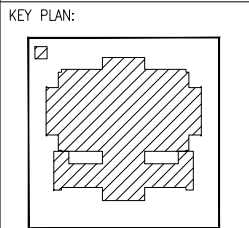


CLIENT: MINISTRY OF ISLAMIC AFFAIRS		
DESIGN AND CONSULTANCY: <b>SIARCH</b> PRIVATE LIMITED LONUZIMARAY MAGUMALE, 20075, MALDIVES EMAIL: INFO@SIARCH.DESIGN HTTP://WWW.SIARCH.DESIGN		
KEY PLAN: 		
WARNING: <ul style="list-style-type: none"><li>- This drawing shall not be used for construction unless certified.</li><li>- Contractor to verify all dimensions of existing works on site before commencing any work or preparing shop drawings.</li><li>- Do not scale drawings, use written dimensions only.</li><li>- This drawing is to be read in conjunction with the specifications and conditions of contract.</li><li>- This drawing and design is copyright and no portion may be reproduced without the permission of the Consultant</li></ul>		
REVISIONS		
NO	DESCRIPTION	DATE
PROJECT:  500 PAX MOSQUE DESIGN		
PHASE: <input type="radio"/> CONCEPT DESIGN <input type="radio"/> DESIGN DEVELOPMENT <input checked="" type="radio"/> TENDER DOCUMENT <input type="radio"/> FOR CONSTRUCTION <input type="radio"/> AS BUILD DRAWINGS		
DESIGNATION	NAME	SIGNATURE
PROJECT MANAGER	SIARCH PVT LTD	
STR. ENGINEER	HUSSAIN SHIHAN	
CHIEF ARCHITECT	MOHAMMED SHAMIN	
CHECKED	MOHAMED SIRAJ	
DRAWN	YASHIKA	
DWG. NAME:  ARCHITECTURAL		
MIMBAR DETAILS		
CODE COM-32	DATE 28-02-21	DWG. NO: AR13
FORMAT	A2 A3	ISSUE A
SCALE	- 1:20	
PDF FILE NAME: COM-32_AR13_A		



CLIENT:  
MINISTRY OF ISLAMIC AFFAIRS

DESIGN AND CONSULTANCY:  
**SIARCH**  
PRIVATE LIMITED  
LONUZIMARAY MAGUMALE, 20075, MALDIVES  
EMAIL: INFO@SIARCH.DESIGN  
HTTP://WWW.SIARCH.DESIGN



WARNING:

- This drawing shall not be used for construction unless certified.
- Contractor to verify all dimensions of existing works on site before commencing any work or preparing shop drawings.
- Do not scale drawings, use written dimensions only.
- This drawing is to be read in conjunction with the specifications and conditions of contract.
- This drawing and design is copyright and no portion may be reproduced without the permission of the Consultant

REVISIONS		
NO	DESCRIPTION	DATE

PROJECT:

500 PAX  
MOSQUE DESIGN

PHASE:

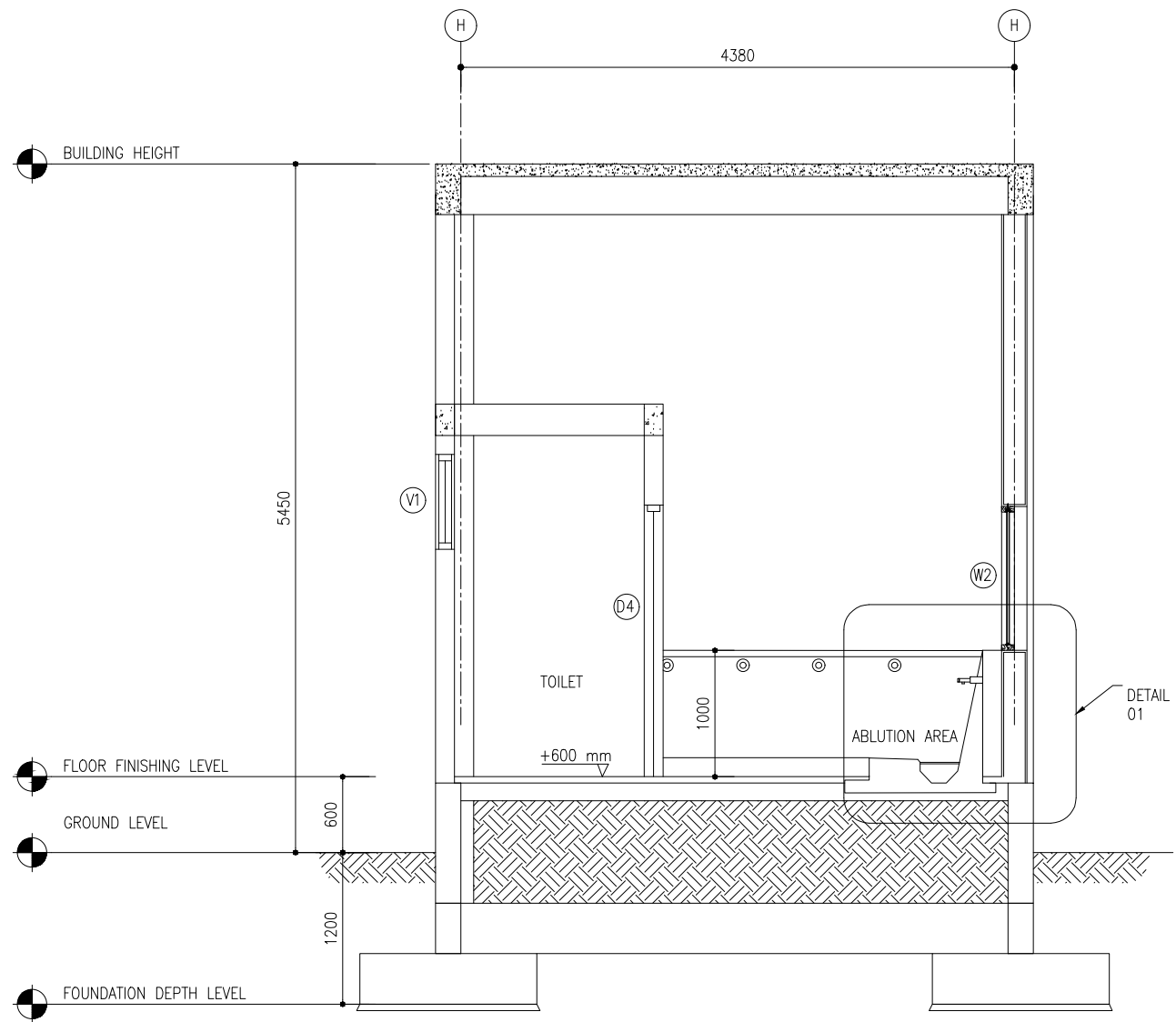
☐ CONCEPT DESIGN  
☐ DESIGN DEVELOPMENT  
☒ TENDER DOCUMENT  
☐ FOR CONSTRUCTION  
☐ AS BUILD DRAWINGS

DESIGNATION	NAME	SIGNATURE
PROJECT MANAGER	SIARCH PVT LTD	
STR. ENGINEER	HUSSAIN SHIHAN	
CHIEF ARCHITECT	MOHAMMED SHAMIN	
CHECKED	MOHAMED SIRAJ	
DRAWN	YASHIKA	

DWG. NAME:


ARCHITECTURAL

RAMP DETAILS		
CODE COM-32	DATE 28-02-21	DWG. NO: AR14
FORMAT	A2 A3	
SCALE	- 1:50 1:20	ISSUE A
PDF FILE NAME: COM-32_AR14_A		



SECTION A-A

SCALE 1:50



CLIENT:  
MINISTRY OF ISLAMIC AFFAIRS

DESIGN AND CONSULTANCY:  
**SIARCH**  
PRIVATE LIMITED  
LONUZIMARAY MAGUMALE, 20075, MALDIVES  
EMAIL: INFO@SIARCH.DESIGN  
HTTP://WWW.SIARCH.DESIGN

KEY PLAN:

WARNING:

- This drawing shall not be used for construction unless certified.
- Contractor to verify all dimensions of existing works on site before commencing any work or preparing shop drawings.
- Do not scale drawings, use written dimensions only.
- This drawing is to be read in conjunction with the specifications and conditions of contract.
- This drawing and design is copyright and no portion may be reproduced without the permission of the Consultant

REVISIONS		
NO	DESCRIPTION	DATE

PROJECT:  
  
500 PAX  
MOSQUE DESIGN

PHASE:

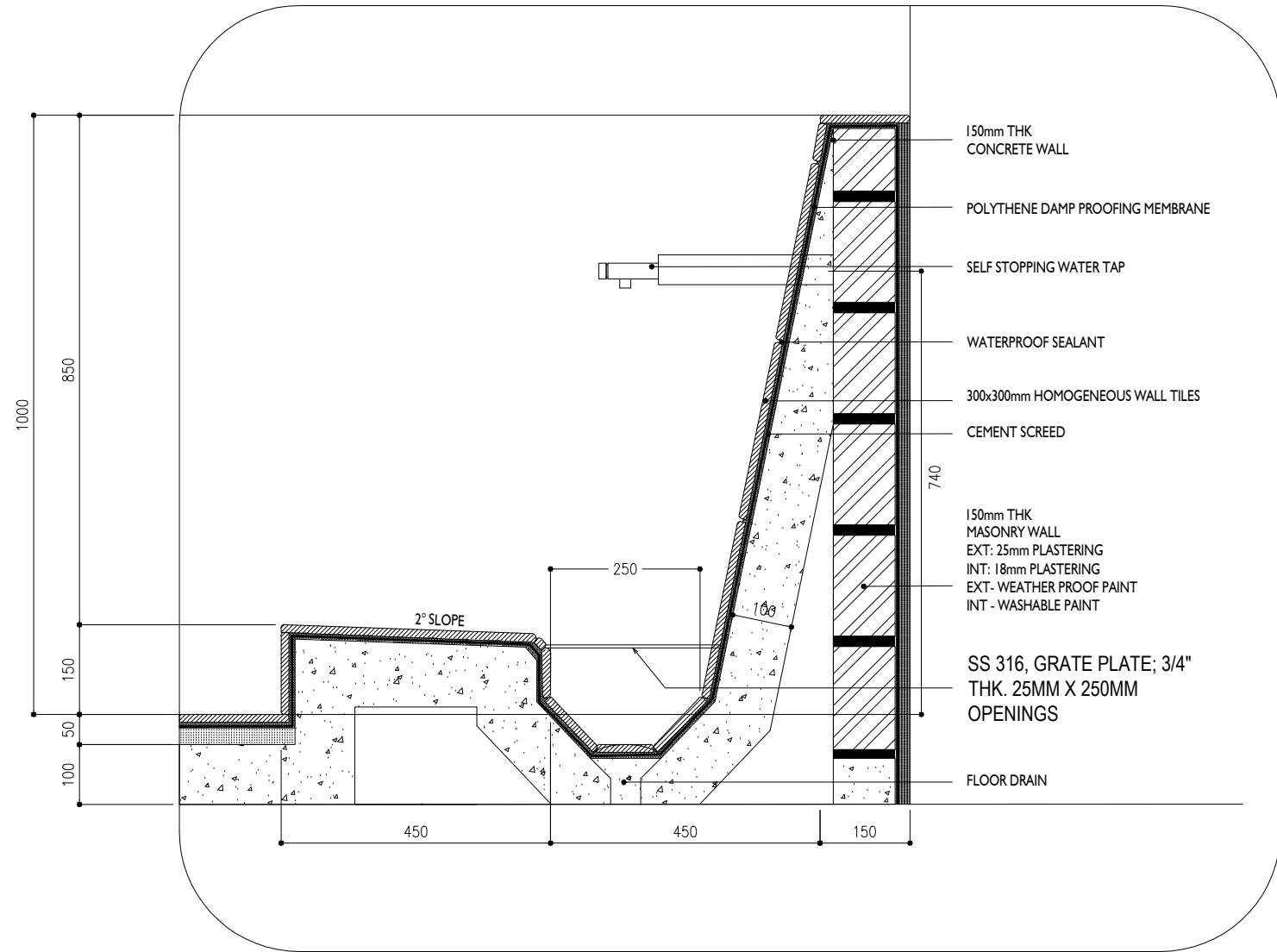
- ☐ CONCEPT DESIGN
- ☐ DESIGN DEVELOPMENT
- ☒ TENDER DOCUMENT
- ☐ FOR CONSTRUCTION
- ☐ AS BUILD DRAWINGS

DESIGNATION	NAME	SIGNATURE
PROJECT MANAGER	SIARCH PVT LTD	
STR. ENGINEER	HUSSAIN SHIHAN	
CHIEF ARCHITECT	MOHAMMED SHAMIN	
CHECKED	MOHAMMED SIRAJ	
DRAWN	YASHIKA	

DWG. NAME:  
  
ARCHITECTURAL


SECTION A-A

CODE	DATE	DWG. NO:
COM-32	28-02-21	AR16
FORMAT	A2 A3	
SCALE	- - 1:50	ISSUE A
PDF FILE NAME: COM-32_AR16_A		



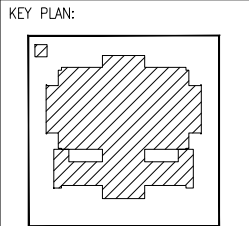
DETAIL 01: ABLUTION AREA

SCALE 1:10



CLIENT:  
MINISTRY OF ISLAMIC AFFAIRS

DESIGN AND CONSULTANCY:  
**SIARCH**  
PRIVATE LIMITED  
LONUZIMARAY MAGUMALE, 20075, MALDIVES  
EMAIL: INFO@SIARCH.DESIGN  
HTTP://WWW.SIARCH.DESIGN



- WARNING:
- This drawing shall not be used for construction unless certified.
  - Contractor to verify all dimensions of existing works on site before commencing any work or preparing shop drawings.
  - Do not scale drawings, use written dimensions only.
  - This drawing is to be read in conjunction with the specifications and conditions of contract.
  - This drawing and design is copyright and no portion may be reproduced without the permission of the Consultant

REVISIONS		
NO	DESCRIPTION	DATE

PROJECT:  
  
500 PAX  
MOSQUE DESIGN

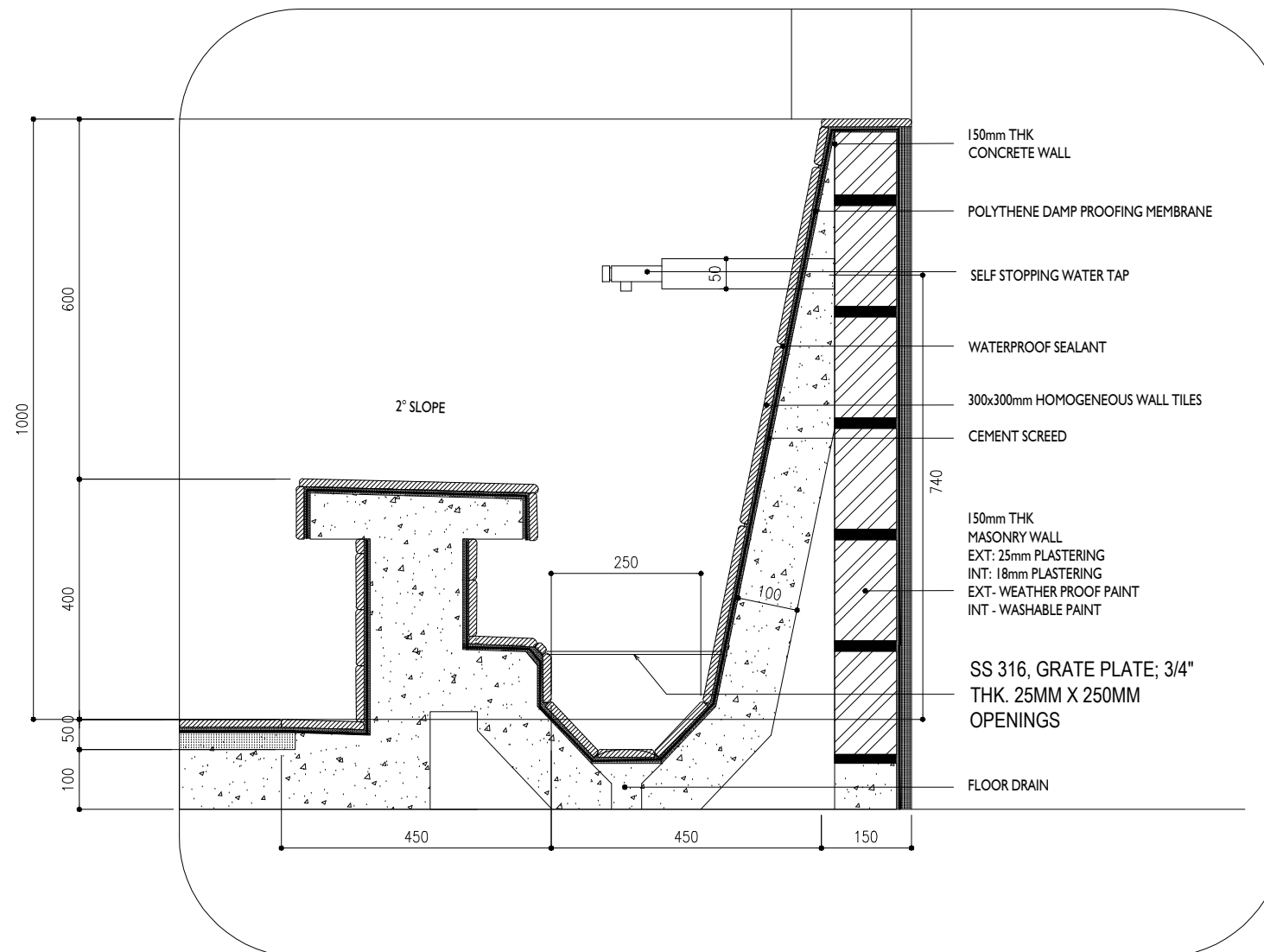
- PHASE:
- ☐ CONCEPT DESIGN
  - ☐ DESIGN DEVELOPMENT
  - ☒ TENDER DOCUMENT
  - ☐ FOR CONSTRUCTION
  - ☐ AS BUILD DRAWINGS

DESIGNATION	NAME	SIGNATURE
PROJECT MANAGER	SIARCH PVT LTD	
STR. ENGINEER	HUSSAIN SHIHAN	
CHIEF ARCHITECT	MOHAMMED SHAMIN	
CHECKED	MOHAMED SIRAJ	
DRAWN	YASHIKA	

DWG. NAME:  
  
ARCHITECTURAL

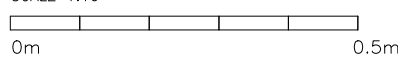
ABLUTION DETAILS 1

CODE	DATE	DWG. NO:
COM-32	28-02-21	AR17
FORMAT	A2 A3	
SCALE	- - 1:10	ISSUE A
PDF FILE NAME: COM-32_AR17_A		



DETAIL AT ACCESSIBILITY ABLUTION AREA

SCALE 1:10



CLIENT:  
MINISTRY OF ISLAMIC AFFAIRS

DESIGN AND CONSULTANCY:  
**SIARCH**  
PRIVATE LIMITED  
LONUZIMARAY MAGUMALE, 20075, MALDIVES  
EMAIL: INFO@SIARCH.DESIGN  
HTTP://WWW.SIARCH.DESIGN

KEY PLAN:

WARNING:

- This drawing shall not be used for construction unless certified.
- Contractor to verify all dimensions of existing works on site before commencing any work or preparing shop drawings.
- Do not scale drawings, use written dimensions only.
- This drawing is to be read in conjunction with the specifications and conditions of contract.
- This drawing and design is copyright and no portion may be reproduced without the permission of the Consultant

REVISIONS

NO	DESCRIPTION	DATE

PROJECT:  
  
500 PAX  
MOSQUE DESIGN

PHASE:

- ☐ CONCEPT DESIGN
- ☐ DESIGN DEVELOPMENT
- ☒ TENDER DOCUMENT
- ☐ FOR CONSTRUCTION
- ☐ AS BUILD DRAWINGS

DESIGNATION	NAME	SIGNATURE
PROJECT MANAGER	SIARCH PVT LTD	
STR. ENGINEER	HUSSAIN SHIHAN	
CHIEF ARCHITECT	MOHAMMED SHAMIN	
CHECKED	MOHAMED SIRAJ	
DRAWN	YASHIKA	

DWG. NAME:  
  
ARCHITECTURAL

ABLUTION DETAILS 2

CODE	DATE	DWG. NO:
COM-32	28-02-21	AR18
FORMAT	A2 A3	
SCALE	- 1:10	ISSUE A
PDF FILE NAME: COM-32_AR18_A		

FG – FIXED GLASS  
G – GLASS  
ST – SOLID TIMBER  
AL – ALUMINUM LOUVERS

CLIENT:  
MINISTRY OF ISLAMIC AFFAIRS

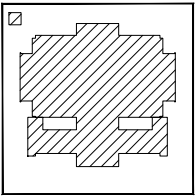
---

DESIGN AND CONSULTANCY:

**SIARCH**

PRIVATE LIMITED  
LONUZIYARAYI MAGU, MALE', 20075, MALDIVES  
EMAIL: INFO@SIARCH.DESIGN  
HTTP://WWW.SIARCH.DESIGN

KEY PLAN:



WARNING:

- This drawing shall not be used for construction unless certified.
- Contractor to verify all dimensions of existing works on site before commencing any work or preparing shop drawings.
- Do not scale drawings, use written dimensions only.
- This drawing is to be read in conjunction with the specifications and conditions of contract.
- This drawing and design is copyright and no portion may be reproduced without the permission of the Consultant

[illegible]

PROJECT:

500 PAX  
MOSQUE DESIGN

PHASE:

- ☐ CONCEPT DESIGN  
☐ DESIGN DEVELOPMENT  
☒ TENDER DOCUMENT  
☐ FOR CONSTRUCTION  
☐ AS BUILD DRAWINGS

DESIGNATION	NAME	SIGNATURE
PROJECT MANAGER	SIARCH PVT LTD	
STR. ENGINEER	HUSSAIN SHIHAN	
CHIEF ARCHITECT	MOHAMMED SHAMIN	
CHECKED	MOHAMED SIRAJ	
DRAWN	YASHIKA	

DWG. NAME:

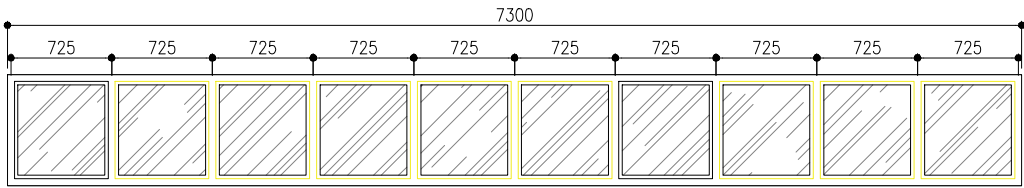
ARCHITECTURAL

DOOR & WINDOW  
SCHEDULE 01

CODE COM-32	DATE 28-02-21		DWG. NO:  AR19
FORMAT	A2	A3	
SCALE	-	1:50	
			ISSUE A
PDF FILE NAME: COM-32_ AR19_A			

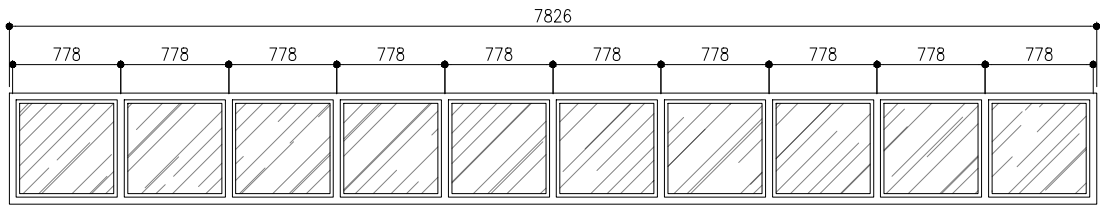
NOTE: ALL THE MEASUREMENTS SHALL BE CONFIRMED ON SITE PRIOR TO FABRICATION

W3	TOTAL = 02 nos.
	G.A. = - m <sup>2</sup>



DOVE
2
POWDER COATED ALUMINUM
POWDER COATED ALUMINUM WITH 6mm FLOAT GLASS
BRUSHED METAL (SILVER) TOP & BOTTOM, LOCK x1
WHITE FINISH
FIXED GLASS

W4	TOTAL = 02 nos.
	G.A. = - m <sup>2</sup>



DOVE
2
POWDER COATED ALUMINUM
POWDER COATED ALUMINUM WITH 6mm FLOAT GLASS
BRUSHED METAL (SILVER) TOP & BOTTOM, LOCK x1
WHITE FINISH
FIXED GLASS

CLIENT:

MINISTRY OF ISLAMIC AFFAIRS

DESIGN AND CONSULTANCY:

SIARCH

PRIVATE LIMITED

LONUZIYARAY MAGUMALE, 20075, MALDIVES

EMAIL: INFO@SIARCH.DESIGN

HTTP://WWW.SIARCH.DESIGN

KEY PLAN:

WARNING:

- This drawing shall not be used for construction unless certified.

- Contractor to verify all dimensions of existing works on site before commencing any work or preparing shop drawings.

- Do not scale drawings, use written dimensions only.

- This drawing is to be read in conjunction with the specifications and conditions of contract.

- This drawing and design is copyright and no portion may be reproduced without the permission of the Consultant

REVISIONS

NO	DESCRIPTION	DATE

PROJECT:

500 PAX MOSQUE DESIGN

PHASE:

☐ CONCEPT DESIGN

☐ DESIGN DEVELOPMENT

☒ TENDER DOCUMENT

☐ FOR CONSTRUCTION

☐ AS BUILD DRAWINGS

DESIGNATION	NAME	SIGNATURE
PROJECT MANAGER	SIARCH PVT LTD	
STR. ENGINEER	HUSSAIN SHIHAN	
CHIEF ARCHITECT	MOHAMMED SHAMIN	
CHECKED	MOHAMED SIRAJ	
DRAWN	YASHIKA	

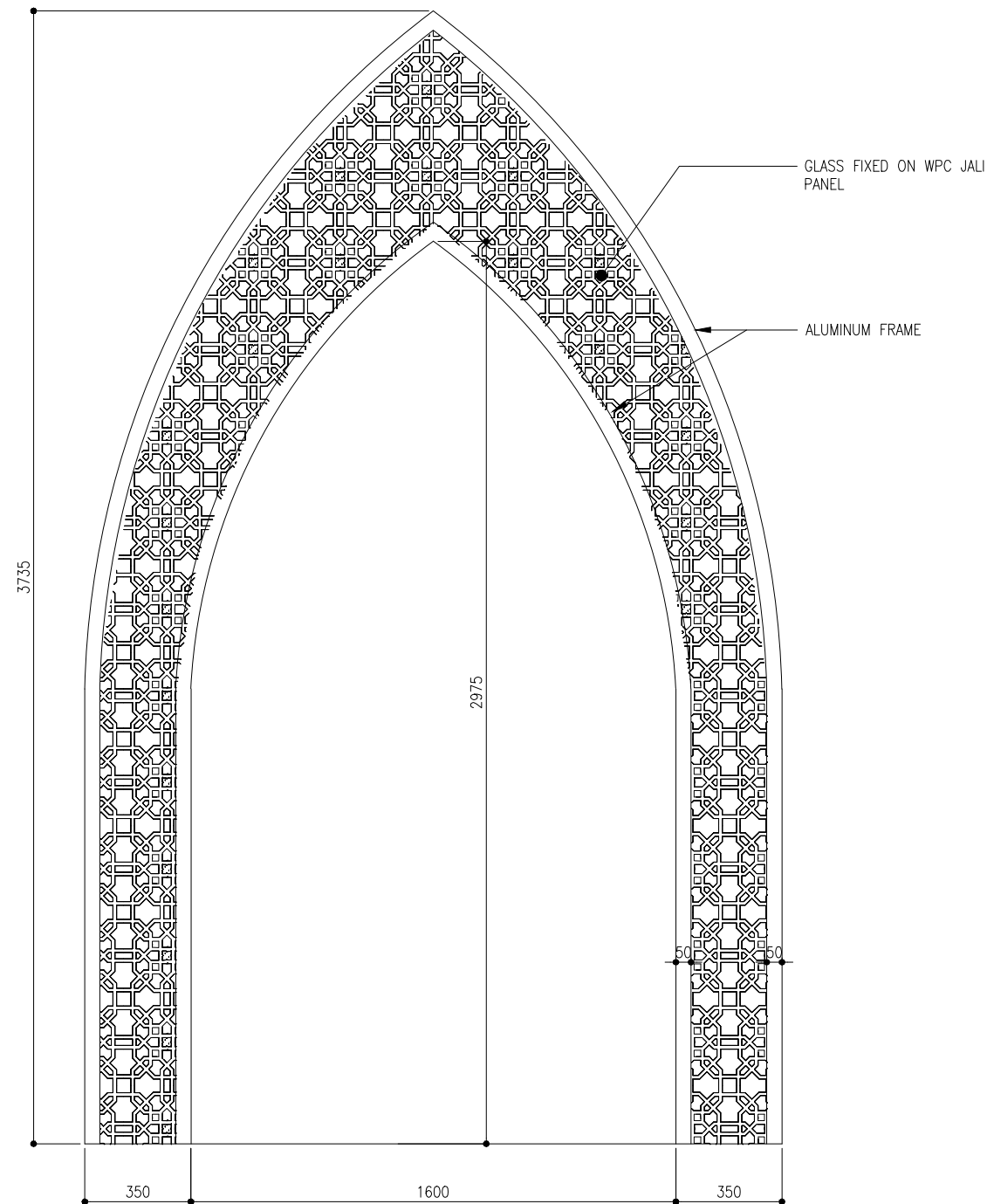
DWG. NAME:

ARCHITECTURAL

DOOR & WINDOW SCHEDULE 02

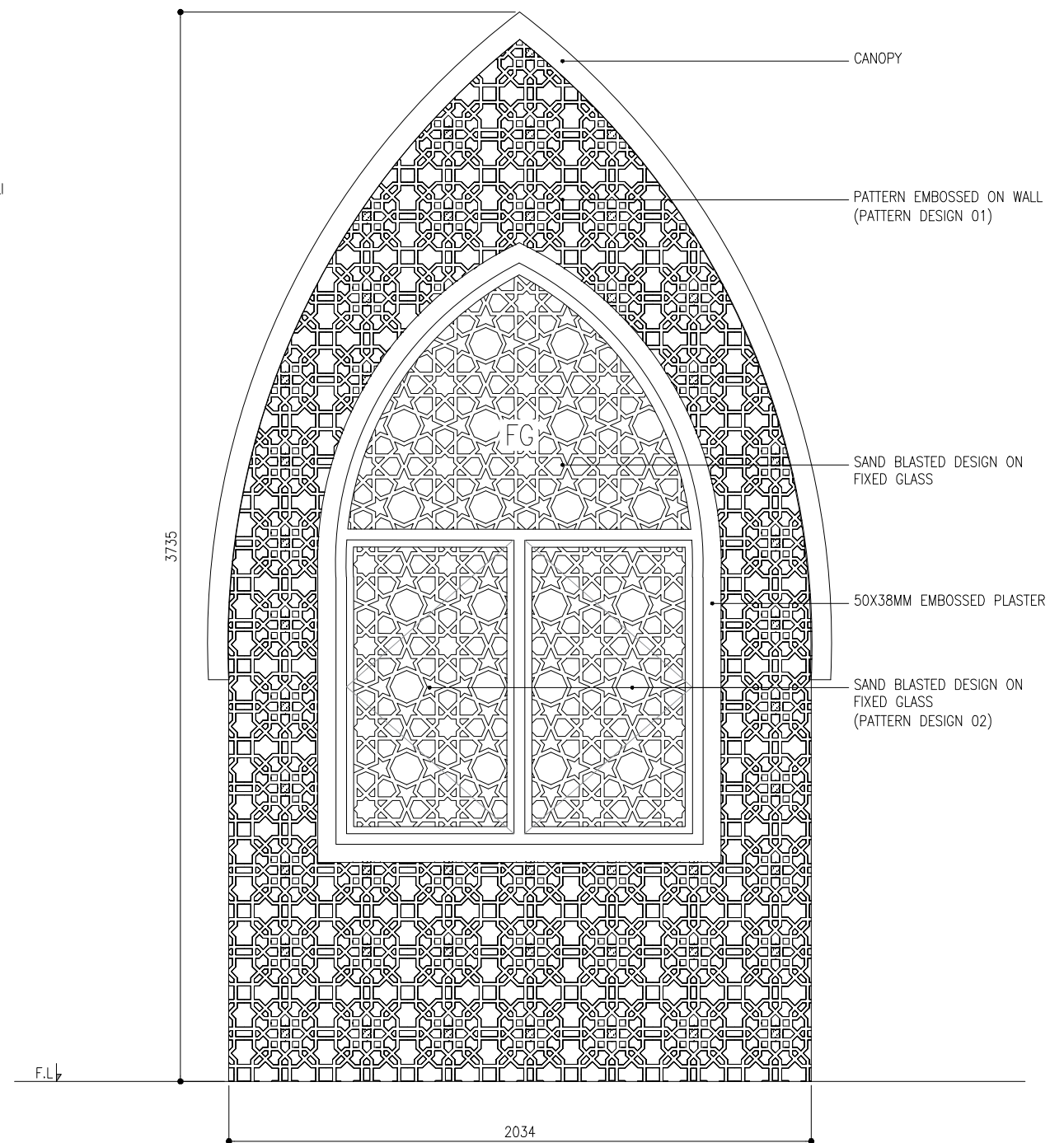

CODE	DATE	DWG. NO:
COM-32	28-02-21	AR20
FORMAT	A2 A3	
SCALE	- - 1:50	ISSUE A
PDF FILE NAME: COM-32_AR20_A		






ARC -1 DETAILS

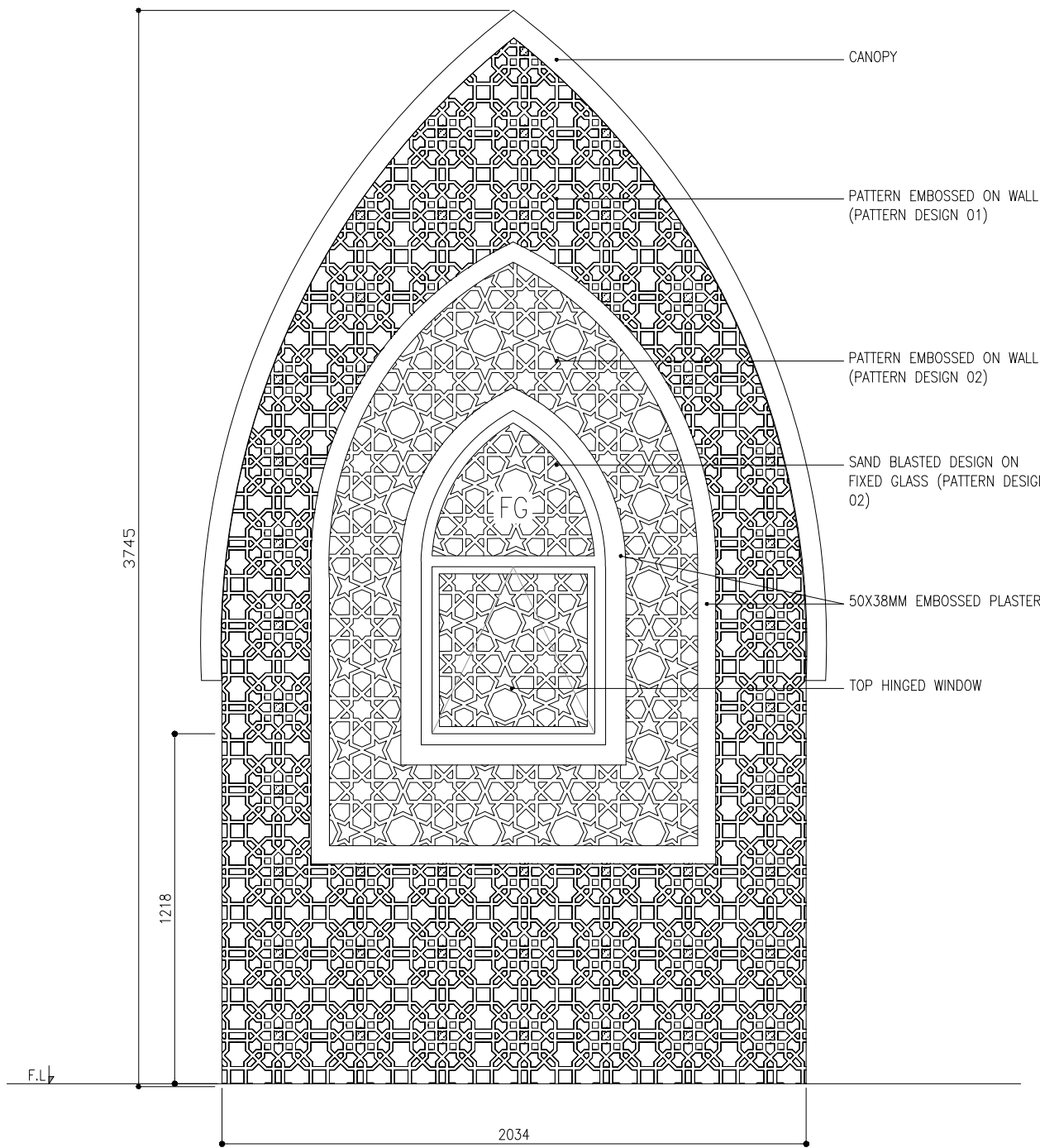
SCALE 1:20



ARC -2 DETAILS

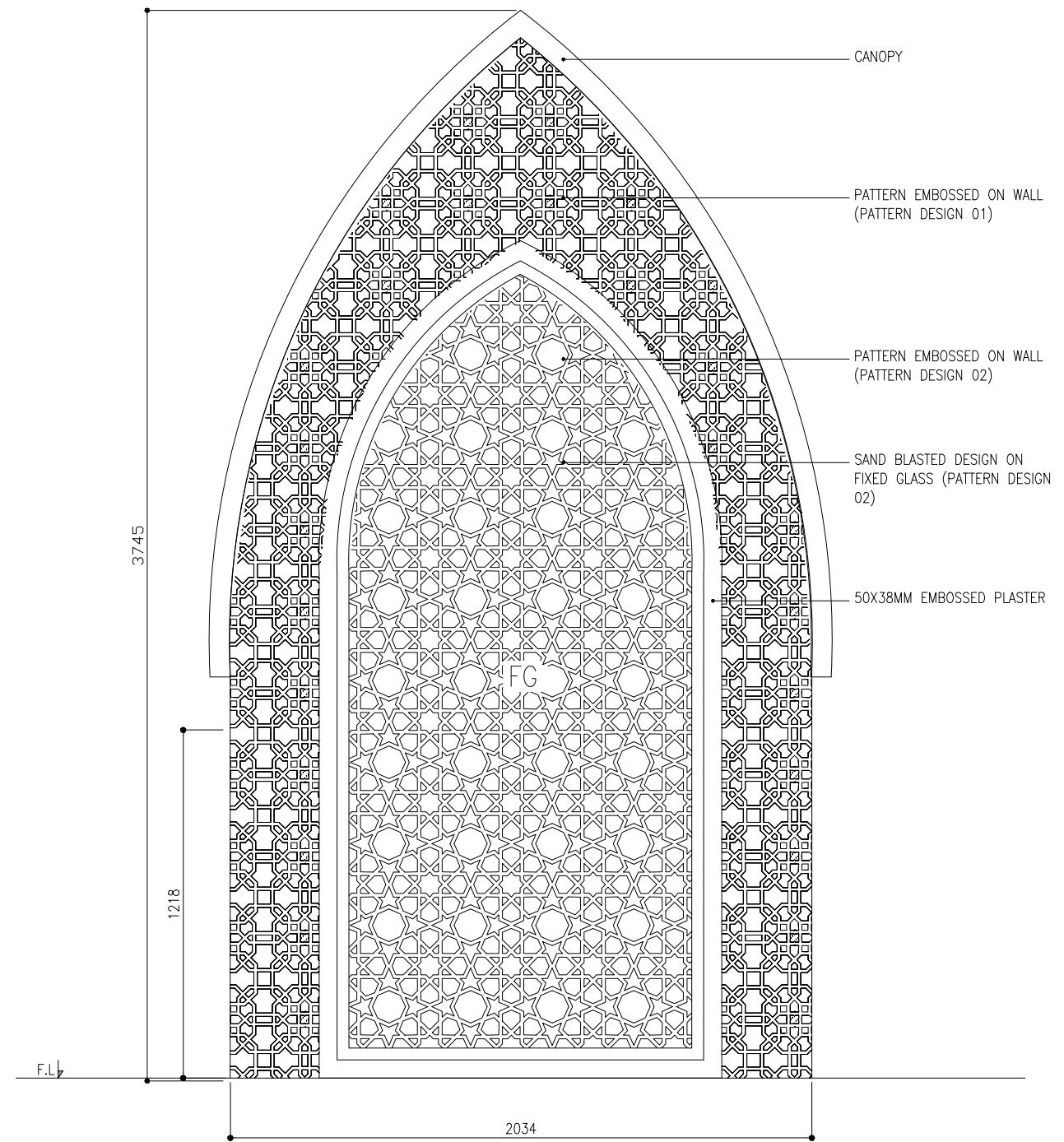
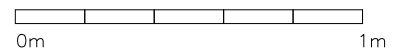
SCALE 1:20






ARC -2A DETAILS

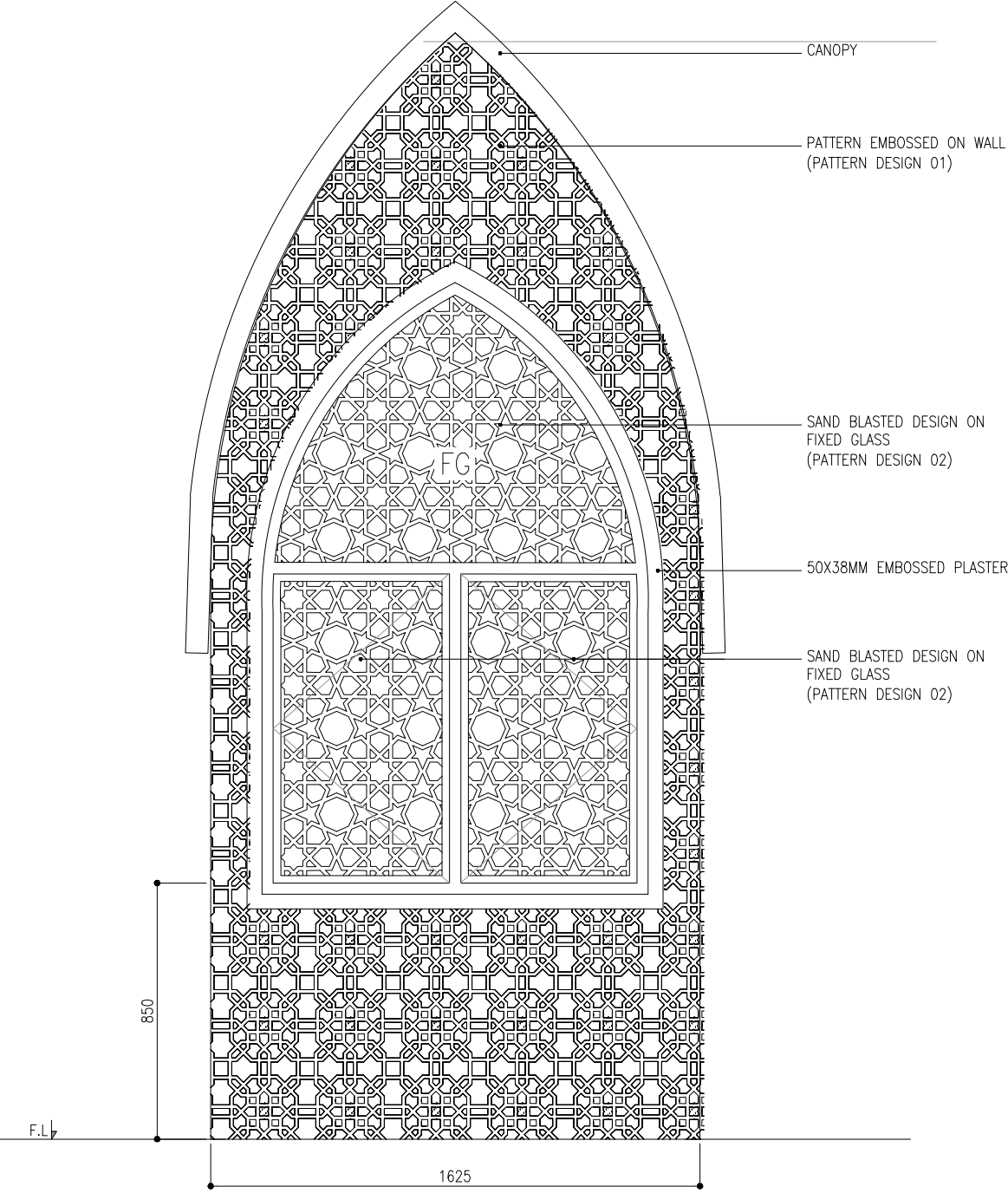
SCALE 1:20



ARC -3 DETAILS

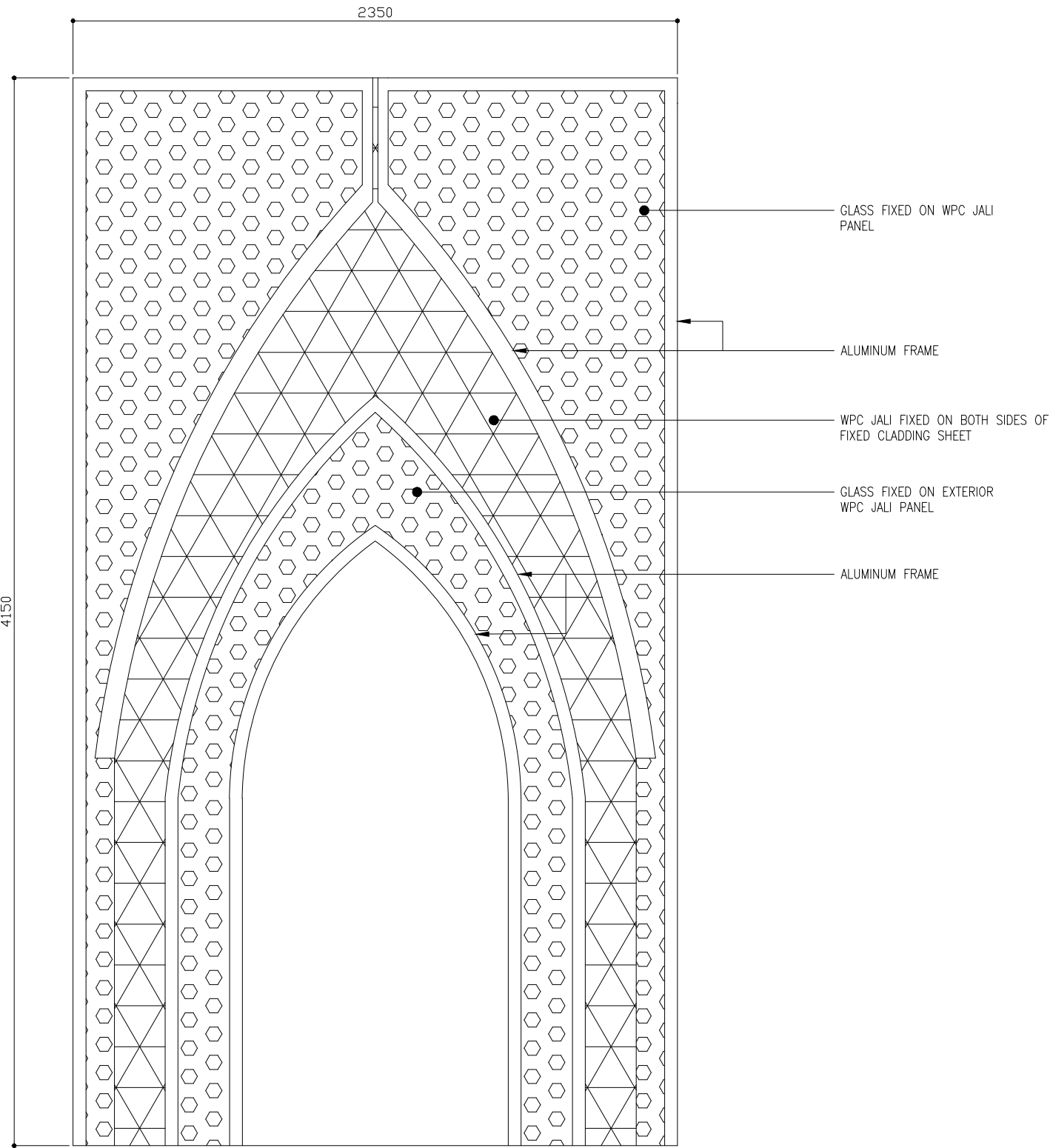

SCALE 1:20






ARC -3A DETAILS

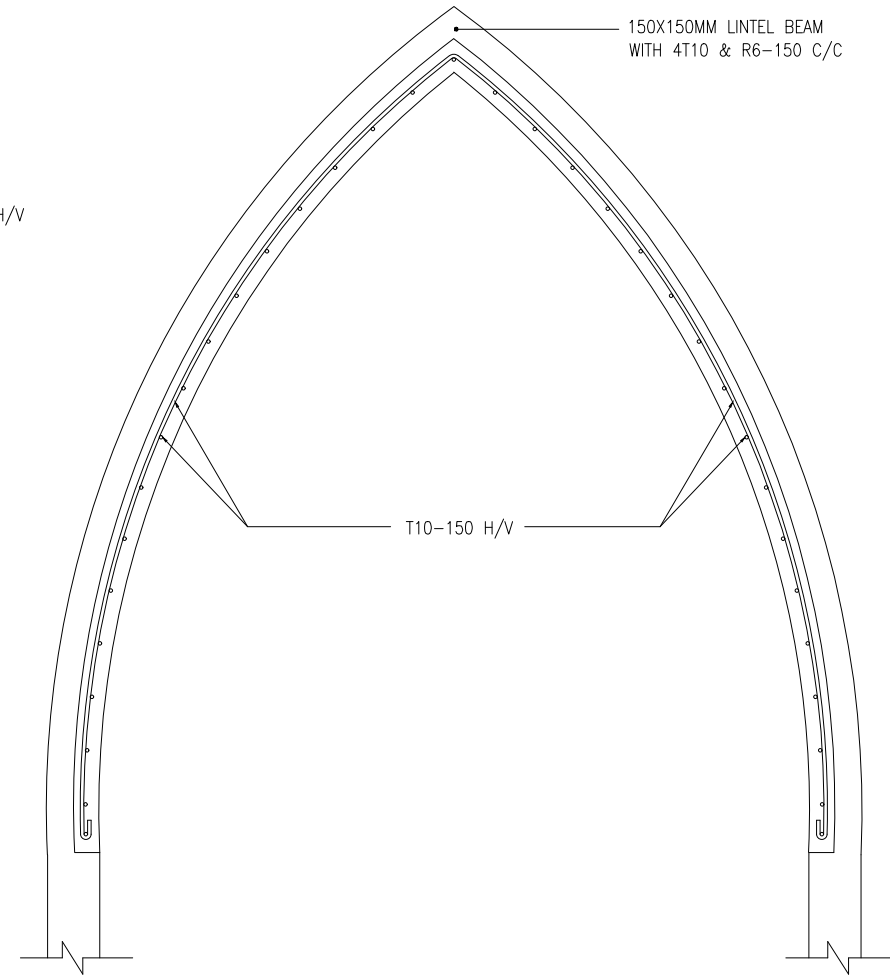
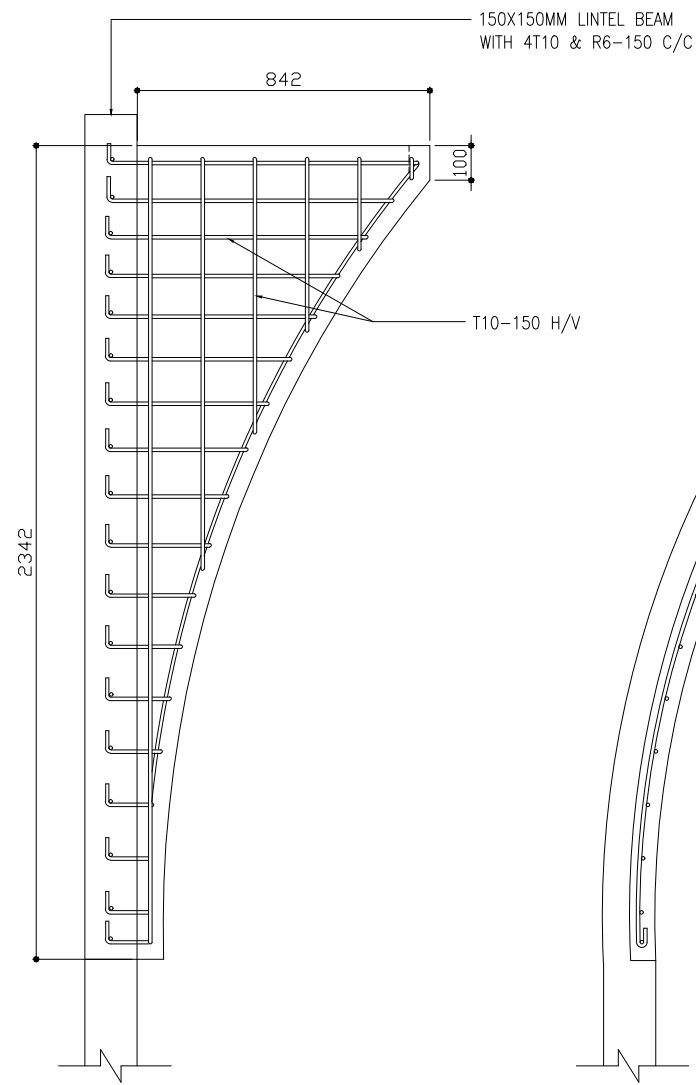
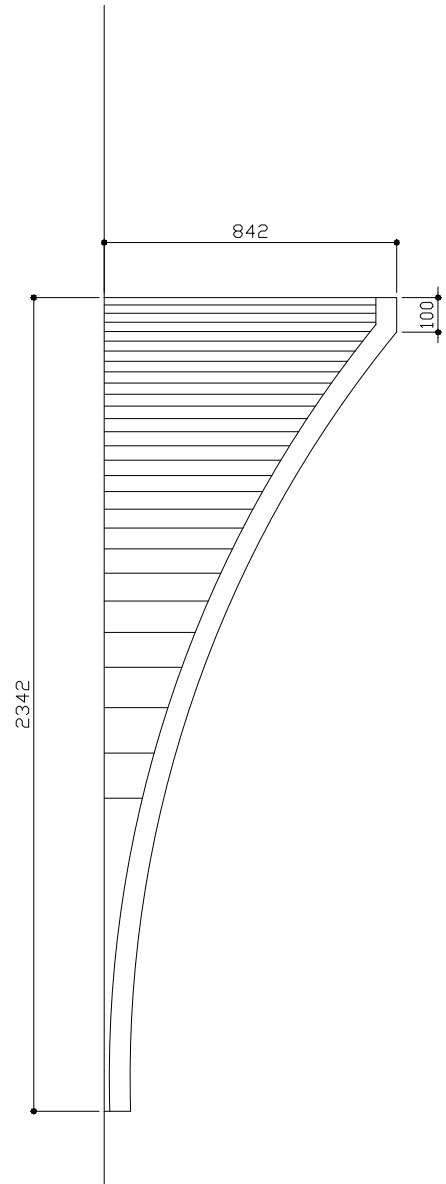
SCALE 1:20



SIDE ENTRANCE- DETAILS

SCALE 1:20

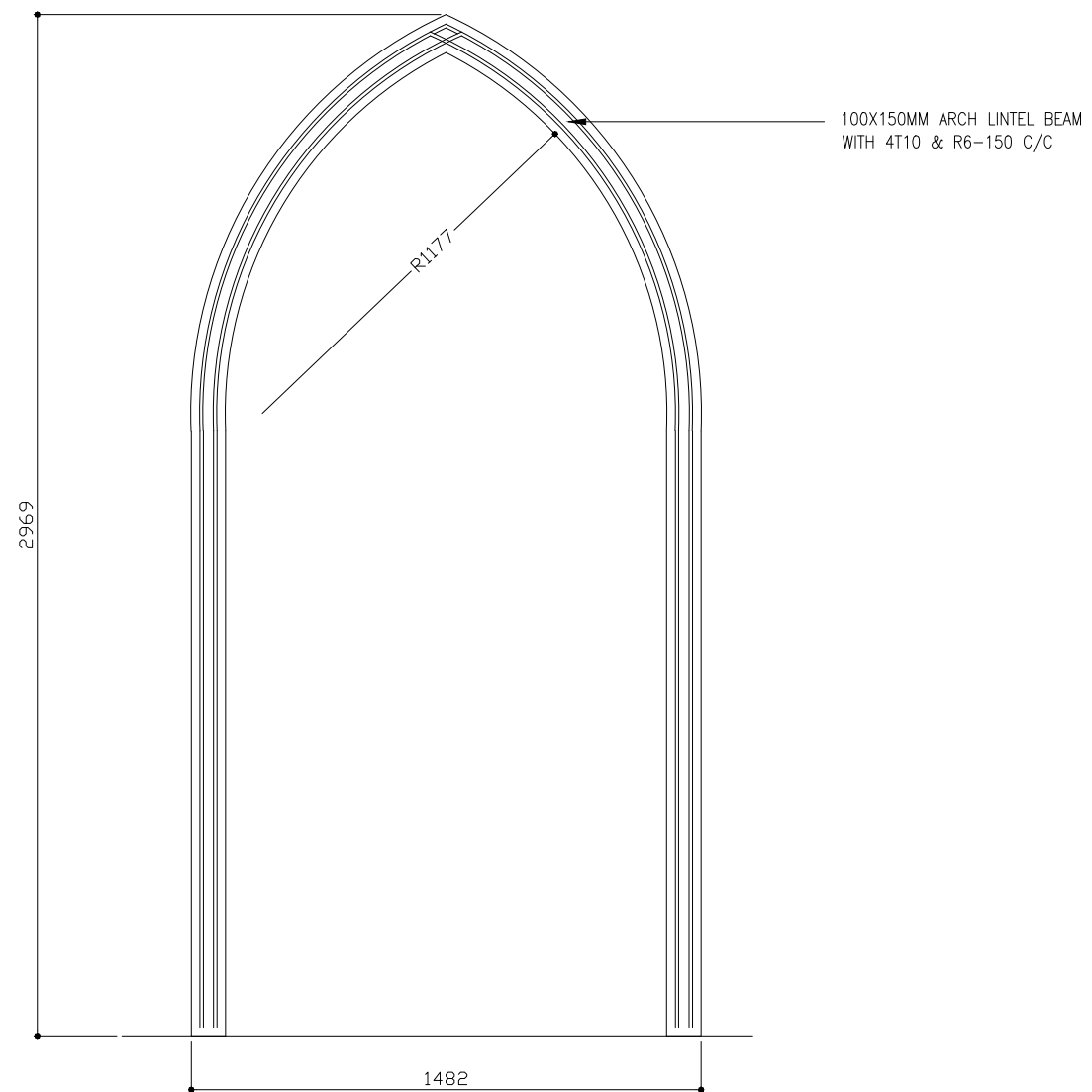




# CANOPY DETAILS

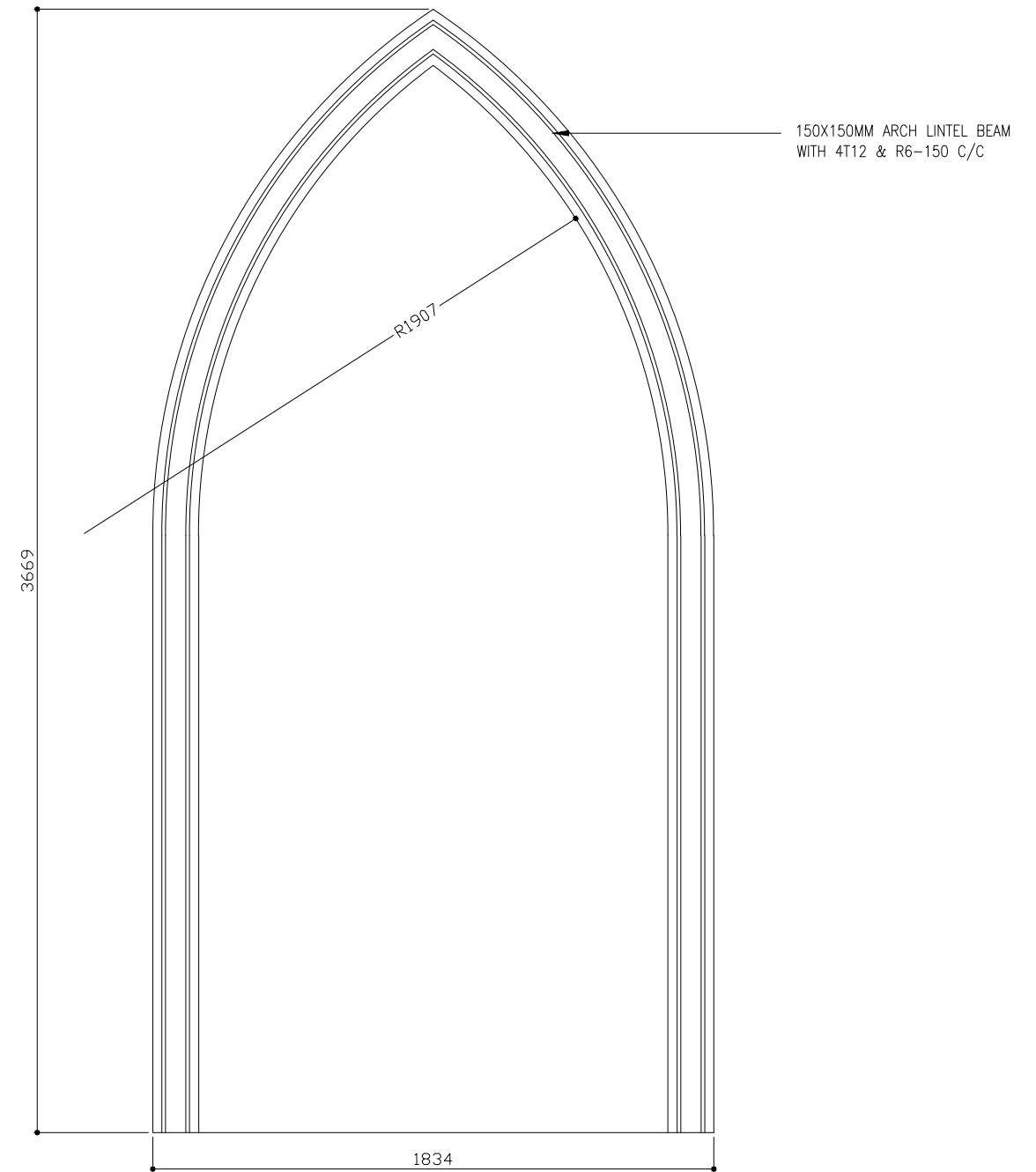

SCALE 1:20






LINTEL- 2 DETAILS

SCALE 1:50




TYPICAL LINTEL BEAM DETAILS


SCALE 1:50



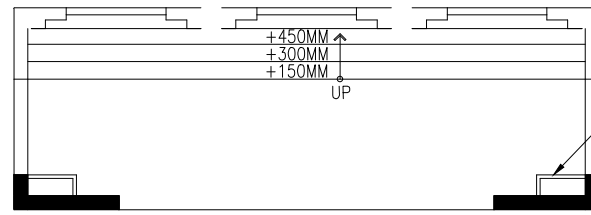
NOTE: ALL THE MEASUREMENTS SHALL BE CONFIRMED ON SITE PRIOR TO FABRICATION



PATTERN DESIGN 02  
SCALE: NTS

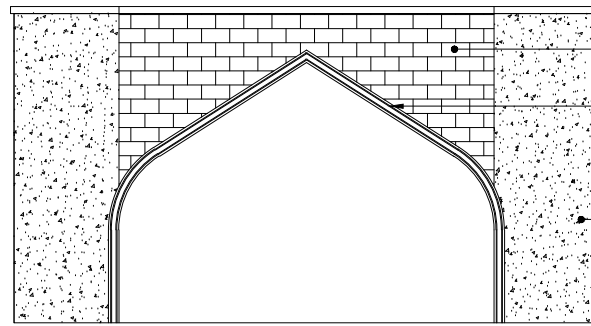


PATTERN DESIGN 01  
SCALE: NTS



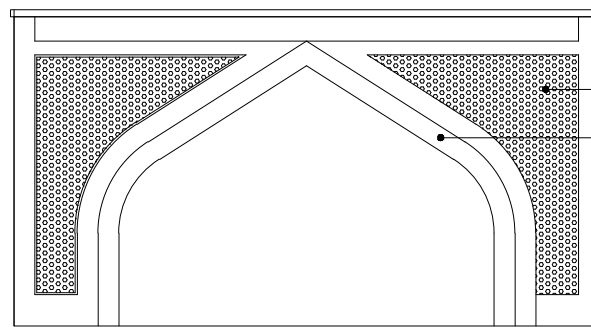
PLAN VIEW

6MM FIBRE CEMENT BOARD DUCT ON ALUMINUM  
FRAME COMPLETE WITH SMOOTHENED PUTTY  
FINISH AND ENAMEL PAINT  
"L" SHAPED RCC WALL 150 X 1513  
T10@100 C/C BW.(2 LAYERS)



FRONT VIEW

MASONRY WALL  
150X150MM ARCH LINTEL BEAM  
WITH 4T12 & R6-150 C/C  
CONCRETE COLUMN SECTION




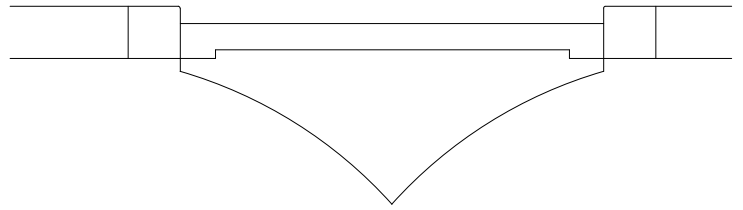
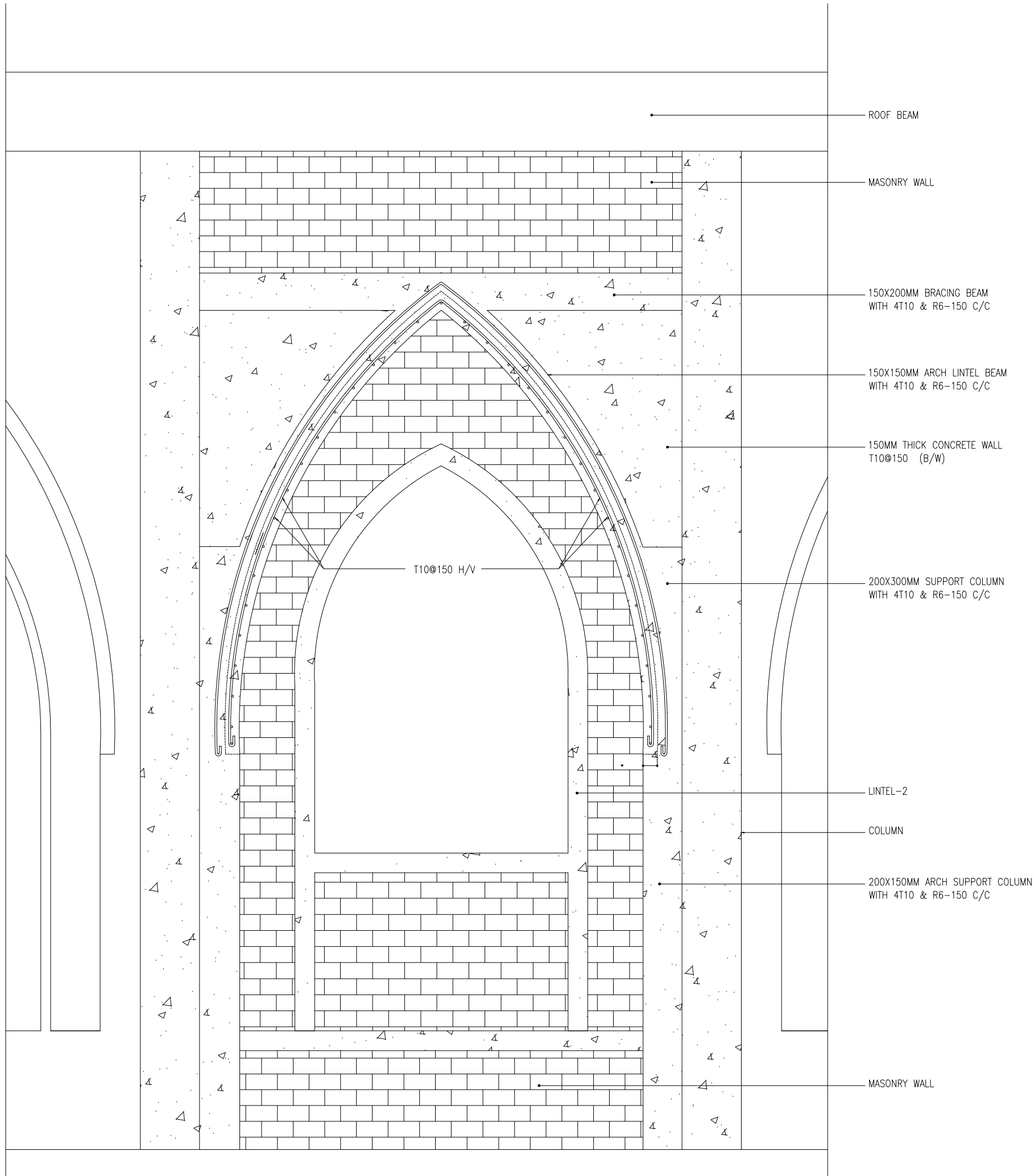
FRONT VIEW

WPC JALI (PATTERN DESIGN 1)  
PLASTERED FINISHES

## ARC-5 DETAILS

SCALE 1:100

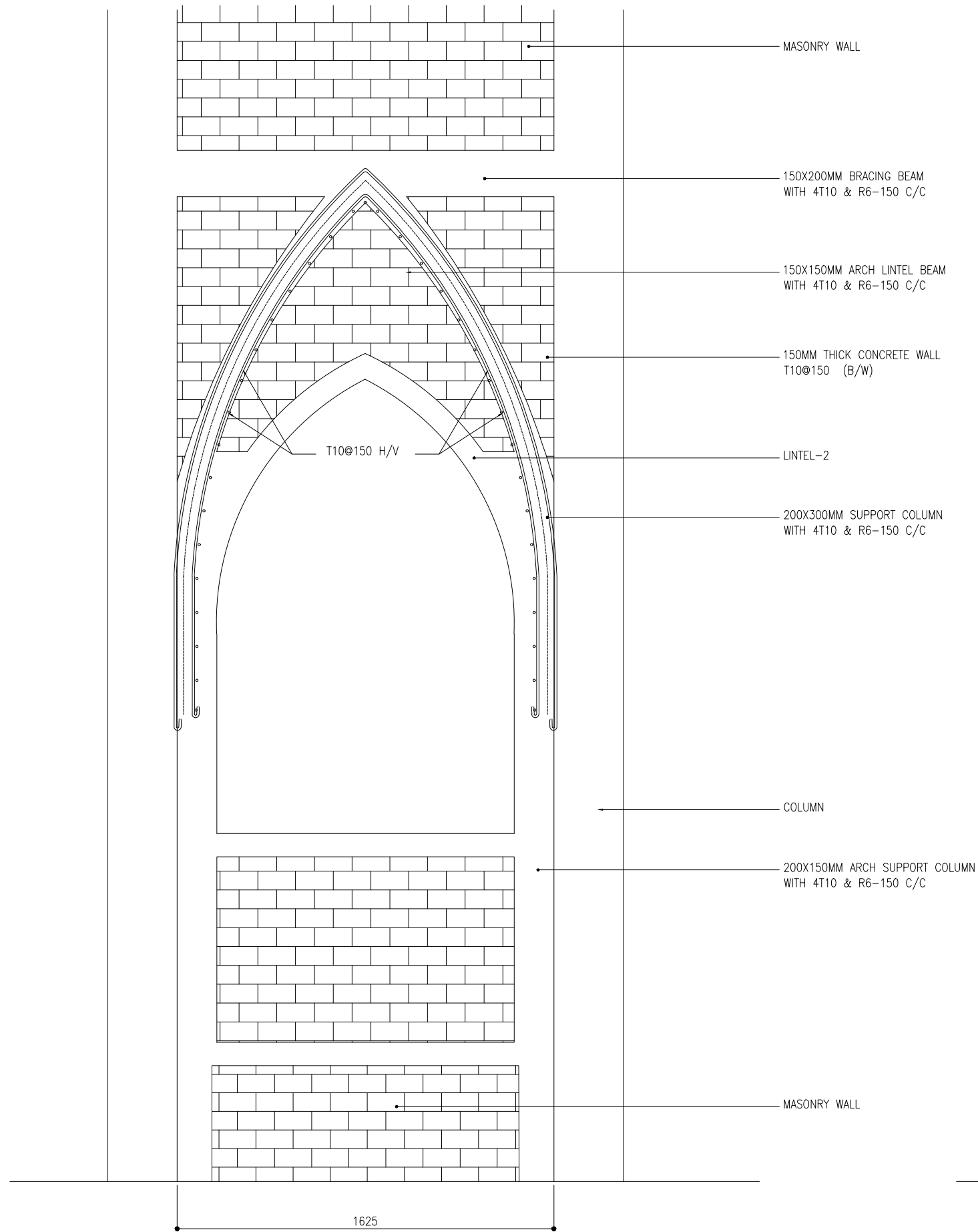




PLAN VIEW

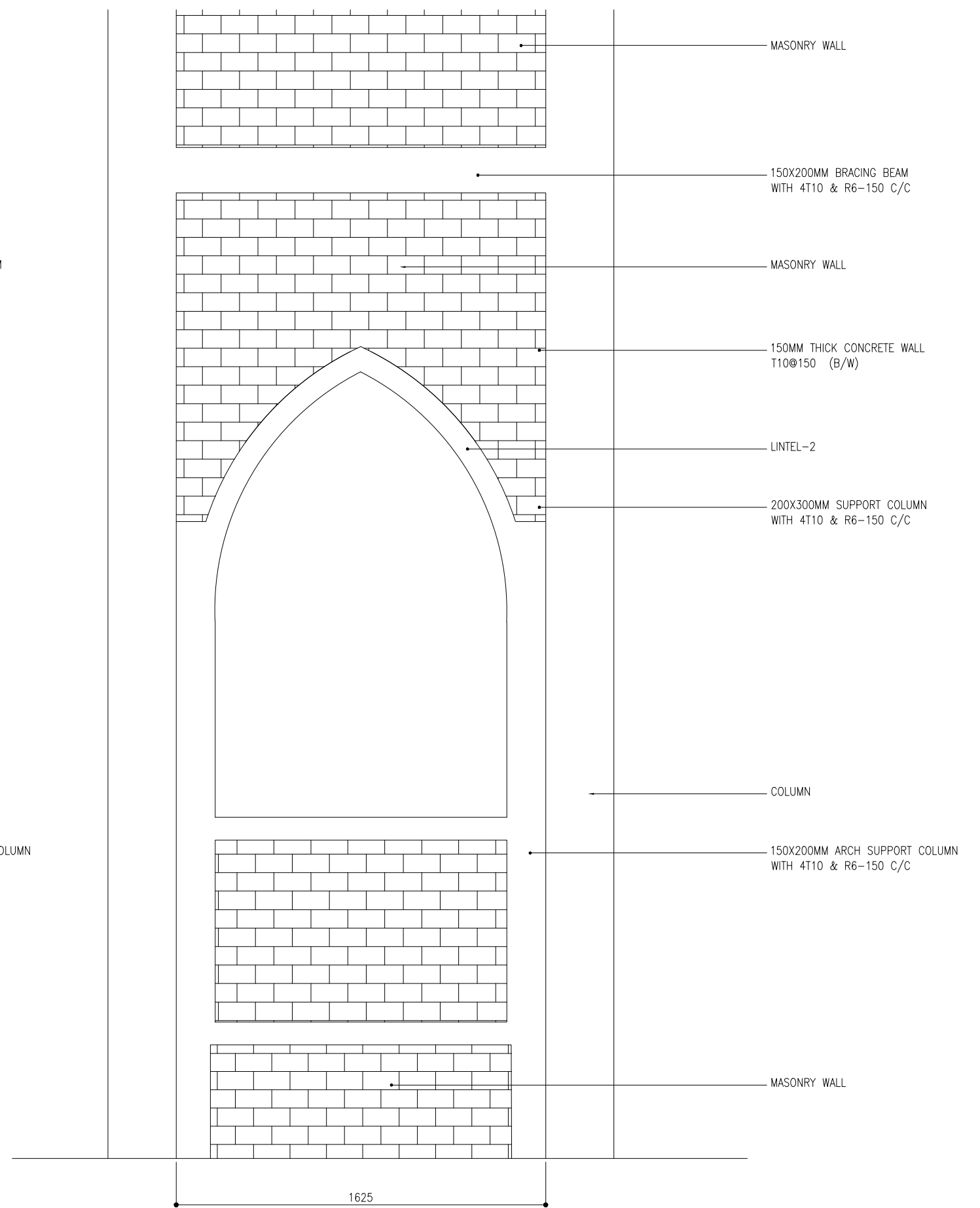

ARC ANCHORING DETAILS  
SCALE 1:20  
0m 1m





ARC-3A ANCHORING DETAILS

SCALE 1:20



ARC-3A(1) ANCHORING DETAILS

SCALE 1:20


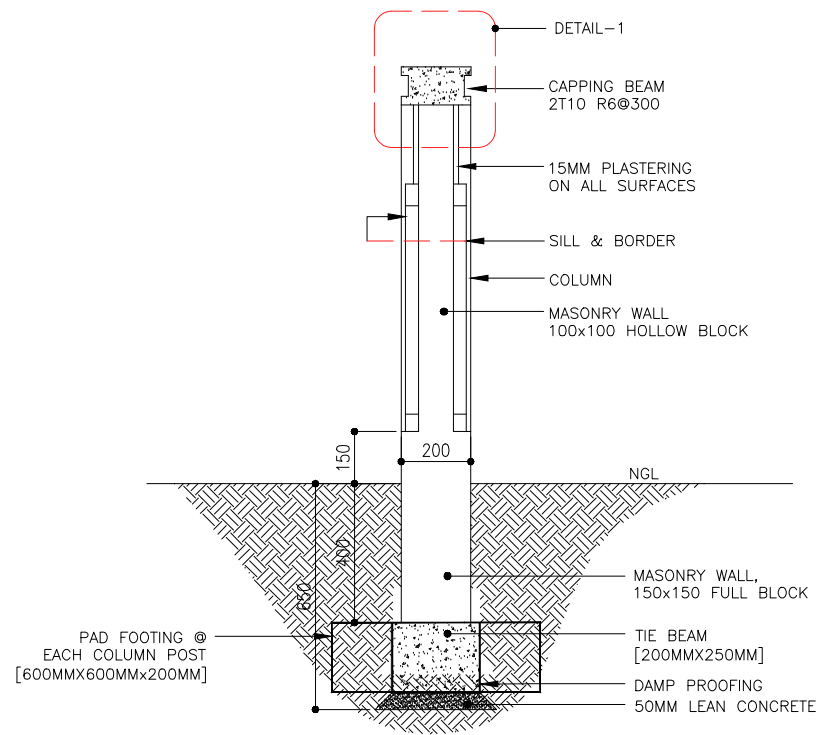




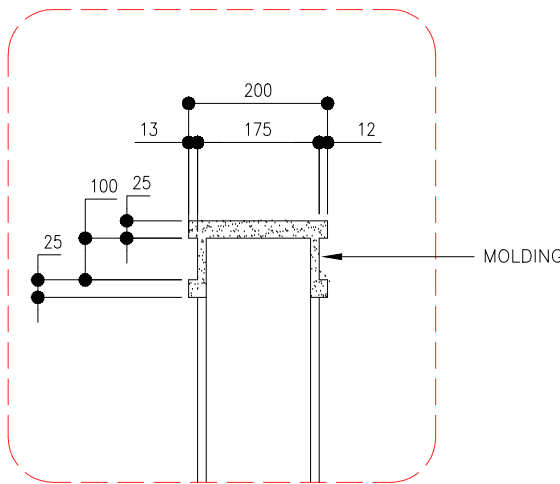



IMAGE REF.

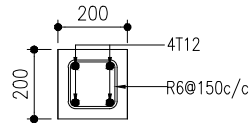


TYPICAL BOUNDARY SECTION

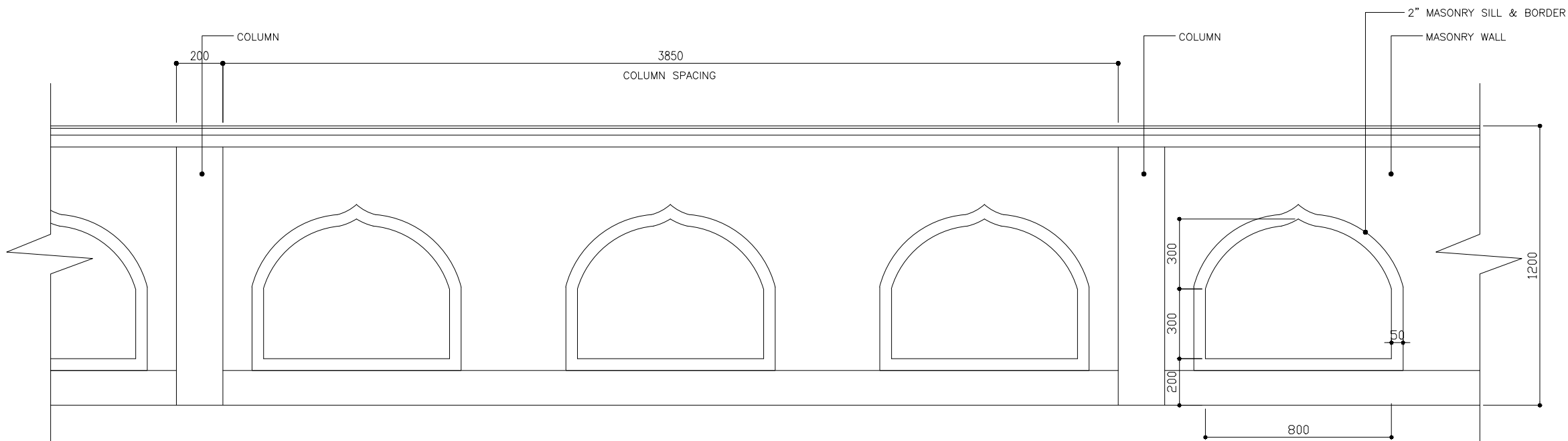
SCALE 1:20



DETAIL - 1




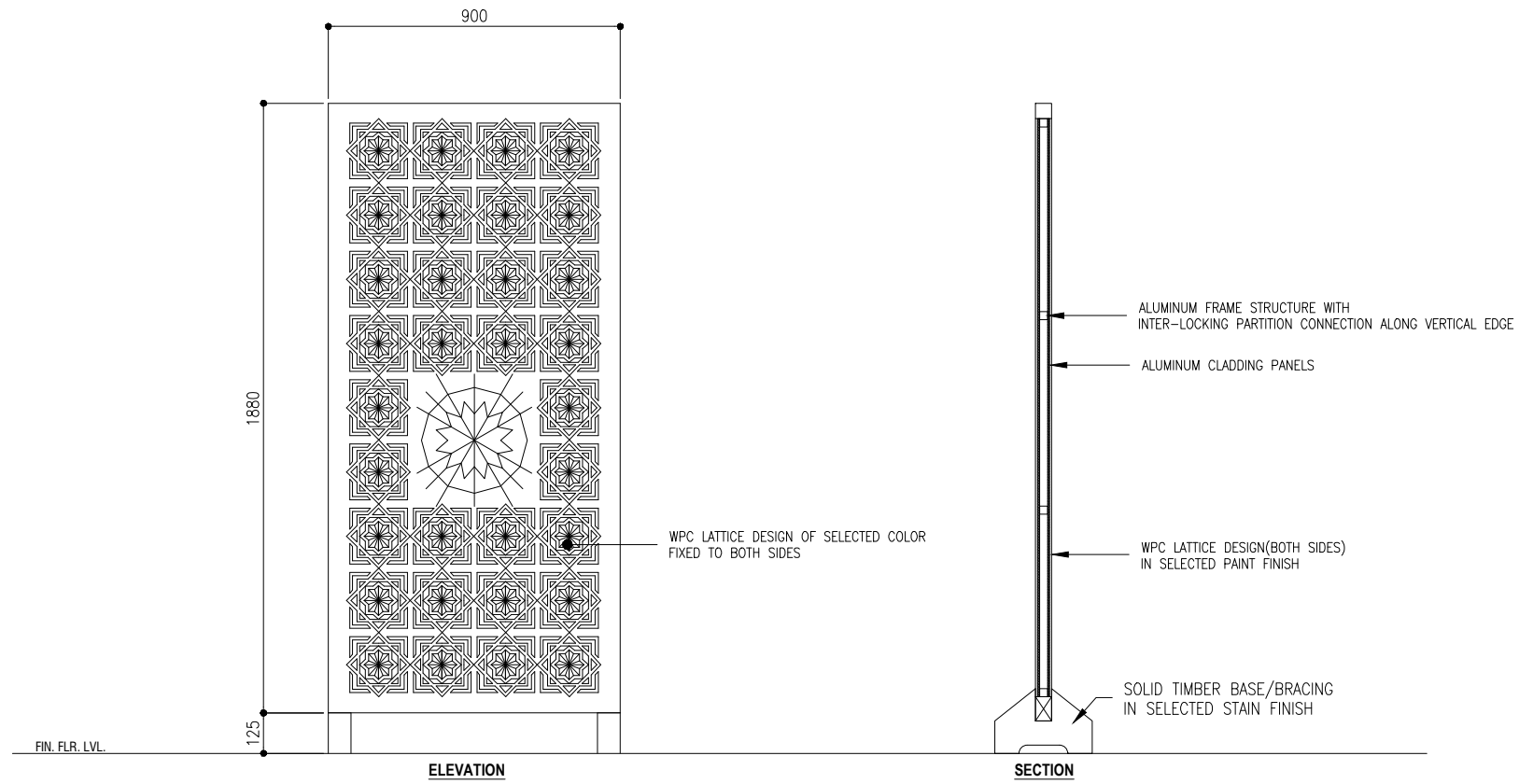
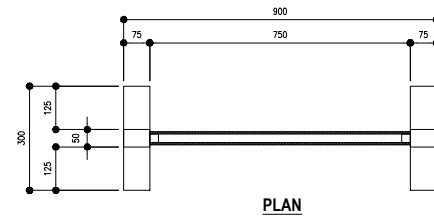
C1



BOUNDARY WALL DETAIL

SCALE 1:20





## FLOOR STANDING PARTITION

SCALE 1:20



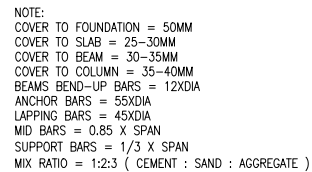
PROPOSED SINGLE STOREY MOSQUE(500)

MALDIVES


STRUCTURAL DRAWINGS

27.02.2021

**SIARCH**  
P R I V A T E   L I M I T E D  
LONUZIYARAIY MAGU,MALE',20075,MALDIVES  
EMAIL: I N F O @ S I A R C H . D E S I G N  
H T T P / / : W W W . S I A R C H . D E S I G N



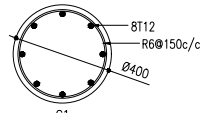
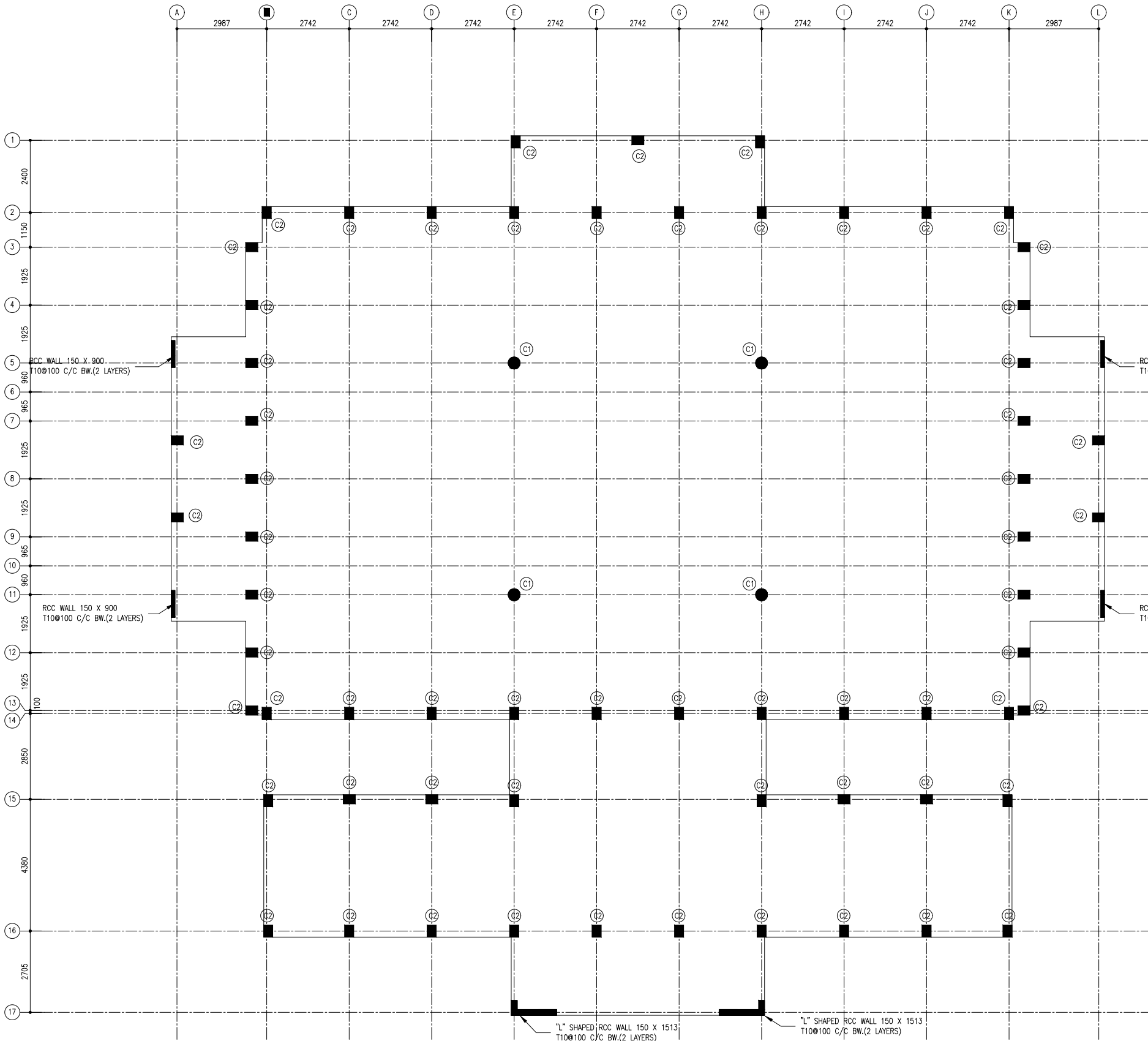
SCALE 1:100



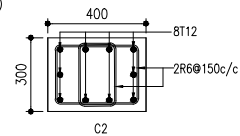
0m 5m

CODE	DATE			DWG. NO:
COM-32	27-02-2021			ST01
FORMAT	A1	A2	A3	
SCALE	-	1:100	-	ISSUE A

PDF FILE NAME: COM-32\_ST01\_A



C1  
CENTER COLUMN DETAIL  
SCALE 1:20



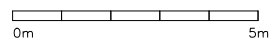
C2  
COLUMN DETAIL  
SCALE 1:20

STRUCTURAL DETAILS  
SCALE 1:20



NOTE:  
COVER TO FOUNDATION = 50MM  
COVER TO SLAB = 25-30MM  
COVER TO BEAM = 30-35MM  
COVER TO COLUMN = 35-40MM  
BEAMS BEND-UP BARS = 12XDIA  
ANCHOR BARS = 45XDIA  
LAPPING BARS = 45XDIA  
MID BARS = 0.85 X SPAN  
SUPPORT BARS = 1/3 X SPAN  
MIX RATIO = 1:2:3 ( CEMENT : SAND : AGGREGATE )

COLUMN PLAN  
SCALE 1:100



CLIENT:  
MINISTRY OF ISLAMIC AFFAIRS

DESIGN AND CONSULTANCY:  
**SIARCH**  
PRIVATE LIMITED  
SUZUKUMANNI, MADRAS-600033, INDIA  
EMAIL: INFO@SIARCH.DESIGN  
HTTP://WWW.SIARCH.DESIGN

KEY PLAN:

WARNING:  
- This drawing shall not be used for construction unless certified.  
- Contractor to verify all dimensions of existing works on site before commencing any work or preparing shop drawings.  
- Do not scale drawings, use written dimensions only.  
- This drawing is to be read in conjunction with the specifications and conditions of contract.  
- This drawing and design is copyright and no portion may be reproduced without the permission of the Consultant

REVISIONS  
NO DESCRIPTION DATE

PROJECT:  
500 PAX  
MOSQUE DESIGN

PHASE:  
○ CONCEPT DESIGN  
○ DESIGN DEVELOPMENT  
● TENDER DOCUMENT  
○ FOR CONSTRUCTION  
○ AS BUILD DRAWINGS


DESIGNATION NAME SIGNATURE  
PROJECT MANAGER SUZUKUMANNI PVT. LTD.  
STR. ENGINEER HUSSEIN SHIBANI  
CHIEF ARCHITECT MOHAMED SIRAI  
CHECKED MOHAMED SIRAI  
DRAWN YASHIKA

DWG. NAME:  
STRUCTURAL

COLUMN PLAN


CODE DATE DWG. NO:  
COM-32 27-02-2021 ST02  
FORMAT AT AZ AS  
SCALE 1:100 ISSUE A  
PDF FILE NAME: COM-32\_ST02\_A



 140MM THICK GROUND SLAB WITH T10@150 C/C BW  
ON TOP OF WELL COMPACTED EARTH  
 180MM THICK GROUND SLAB WITH T10@150 C/C BW  
ON TOP OF WELL COMPACTED EARTH

NOTE:  
COVER TO FOUNDATION = 50MM  
COVER TO SLAB = 25-30MM  
COVER TO BEAM = 30-35MM  
COVER TO COLUMN = 35-40MM  
BEAMS BEND-UP BARS = 12XDIA  
ANCHOR BARS = 55XDIA  
LAPPING BARS = 45XDIA  
MID BARS = 0.85 X SPAN  
SUPPORT BARS = 1/3 X SPAN  
MIX RATIO = 1:2:3 ( CEMENT : SAND : AGGREGATE )

[illegible]

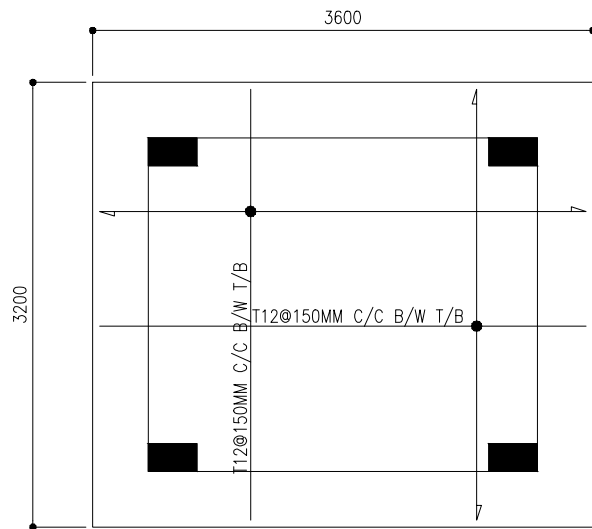


NOTE:  
COVER TO FOUNDATION = 50MM  
COVER TO SLAB = 25-30MM  
COVER TO BEAM = 30-35MM  
COVER TO COLUMN = 35-40MM  
BEAMS BEND-UP BARS = 12XDIA  
ANCHOR BARS = 55XDIA  
LAPPING BARS = 45XDIA  
MID BARS = 0.85 X SPAN  
SUPPORT BARS = 1/3 X SPAN  
MIX RATIO = 1:2:3 (CEMENT : SAND : AGGREGATE)



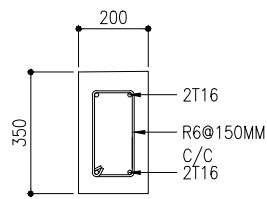
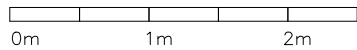
A horizontal number line segment starting at 0m on the left and ending at 1m on the right. The segment is divided into five equal rectangular boxes by four vertical tick marks.

CLIENT: MINISTRY OF ISLAMIC AFFAIRS		
DESIGN AND CONSULTANCY:		
<div>SARCH <small>PRIVATE LIMITED</small> UNIVERSITY ROAD MALACCA STREET MALAYSIA EMAIL: INFO@SIARCH.DESIGN HTTP://WWW.SIARCH.DESIGN</div>		
KEY PLAN:		
<div><input checked="" type="checkbox"/> </div>		
WARNING:		
<ul style="list-style-type: none"><li>- This drawing shall not be used for construction unless certified.</li><li>- Contractor to verify all dimensions of existing works on site before commencing any work or preparing shop drawings.</li><li>- Do not scale drawings, use written dimensions only.</li><li>- This drawing is to be read in conjunction with the specifications and conditions of contract.</li><li>- This drawing and design is copyright and no portion may be reproduced without the permission of the Consultant</li></ul>		
REVISIONS		
NO	DESCRIPTION	DATE
PROJECT:		
500 PAX MOSQUE DESIGN		
PHASE:		
<input type="radio"/> CONCEPT DESIGN <input type="radio"/> DESIGN DEVELOPMENT <input checked="" type="radio"/> TENDER DOCUMENT <input type="radio"/> FOR CONSTRUCTION <input type="radio"/> AS BUILD DRAWINGS		
DESIGNATION	NAME	SIGNATURE
PROJECT MANAGER	SARCH PVT LTD	
STR. ENGINEER	HUSSAIN SHIHAN	
CHEF ARCHITECT	MOHAMED SIRAJ	
CHECKED	MOHMED SIRAJ	
DRAWN	YOSHKA	
DWC. NAME:		
STRUCTURAL		
ROOF BEAM, SLAB PLAN & DETAILS		
CODE	DATE	DWG. NO.
COM-32	27-02-2021	S104
FORMAT	A1   A2   A3	
SCALE	= 1:100 =	ISSUE_A
PDF FILE NAME: COM-32_S104_A		



FOUNDATION PLAN


SCALE 1:50



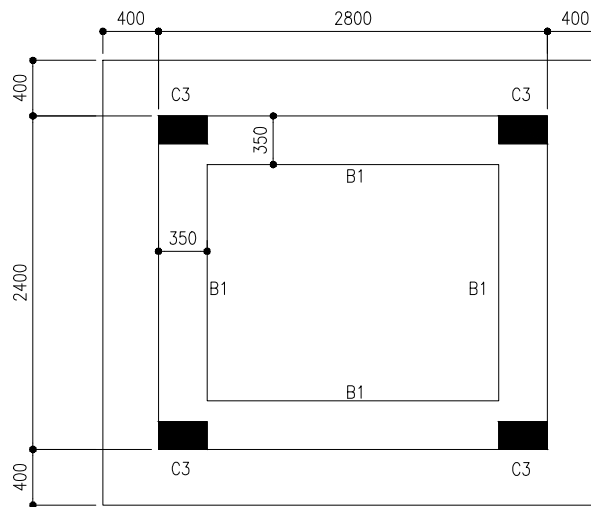
C3

COLUMN DETAILS

SCALE 1:20

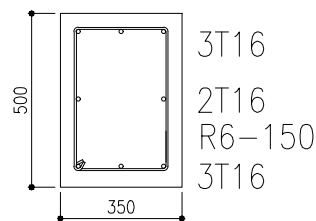
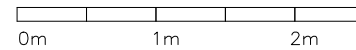


NOTE:  
RAFT =3.2MX3.6MX2M  
T12@150MM C/C B/W T/B  
FOUNDATION DEPTH =2.5M  
GROUND SLAB=150MM THICK  
T10@200C/C B/W B



TYPICAL BEAM PLAN


SCALE 1:50



BEAM (B1)

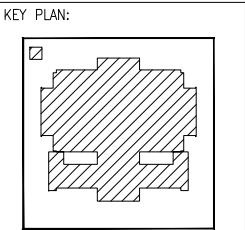
BEAM DETAILS

SCALE 1:20



CLIENT:  
MINISTRY OF ISLAMIC AFFAIRS

DESIGN AND CONSULTANCY:  
**SIARCH**  
PRIVATE LIMITED  
LONUZUVAARIY MAGUMALE, 20075, MALDIVES  
EMAIL: INFO@SIARCH.DESIGN  
HTTP://WWW.SIARCH.DESIGN



- WARNING:
- This drawing shall not be used for construction unless certified.
  - Contractor to verify all dimensions of existing works on site before commencing any work or preparing shop drawings.
  - Do not scale drawings, use written dimensions only.
  - This drawing is to be read in conjunction with the specifications and conditions of contract.
  - This drawing and design is copyright and no portion may be reproduced without the permission of the Consultant

REVISIONS		
NO	DESCRIPTION	DATE

PROJECT:  
**PROPOSED  
MOSQUE @  
K. HIMMAFUSHI**

- PHASE:
- ☐ CONCEPT DESIGN
  - ☐ DESIGN DEVELOPMENT
  - ☒ TENDER DOCUMENT
  - ☐ FOR CONSTRUCTION
  - ☐ AS BUILD DRAWINGS

DESIGNATION	NAME	SIGNATURE
PROJECT MANAGER	SIARCH PVT LTD	
STR. ENGINEER	HUSSAIN SHIHAN	
CHIEF ARCHITECT	MOHAMMED SHAMIN	
CHECKED	MOHAMED SIRAJ	
DRAWN	YASHIKA	

DWG. NAME:  
**ARCHITECTURAL**

**MINERAT DETAILS**

CODE COM-32	DATE 27-02-2021	DWG. NO: ST05
FORMAT A1	A2	A3
SCALE -	-	1:100
PDF FILE NAME:		COM-32_ST05_A

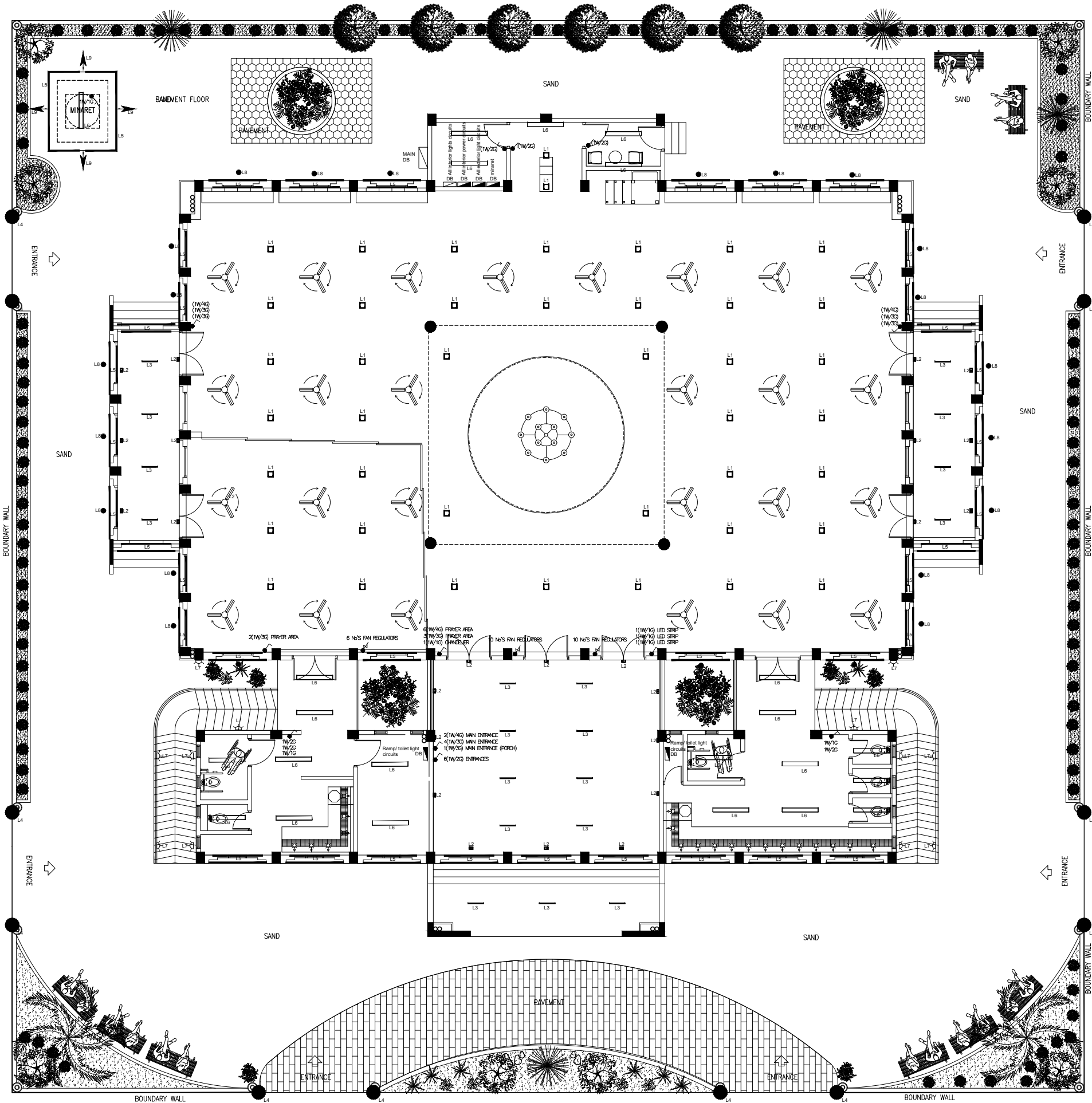


PROPOSED SINGLE STOREY MOSQUE(500)

MALDIVES

SERVICES DRAWINGS

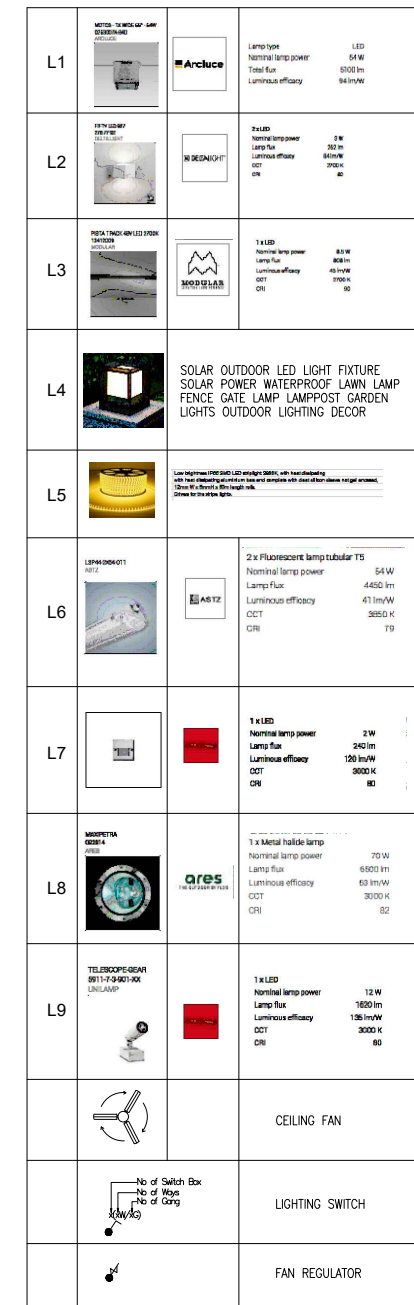
05.10.2022



L1		<b>Arcluce</b> Lamp type: LED Nominal lamp power: 54 W Lamp flux: 5000 lm Luminous efficacy: 94 lm/W
L2		<b>Hedra</b> Lamp type: LED Nominal lamp power: 2 W Lamp flux: 160 lm Luminous efficacy: 80 lm/W CCT: 3000 K CRI: 80
L3		<b>Modular</b> Lamp type: LED Nominal lamp power: 80 W Lamp flux: 8000 lm Luminous efficacy: 100 lm/W CCT: 3000 K CRI: 80
L4		<b>SOLAR OUTDOOR LED LIGHT FIXTURE</b> SOLAR POWER WATERPROOF LAWN LAMP FENCE GATE LAMP LAMPPOST GARDEN LIGHTS OUTDOOR LIGHTING DECOR
L5		Low voltage (12V) LED strip light, 30W/m, with heat sink with heat sink and waterproof, 12V DC, 30W/m, 3000 K, 80 CRI 12V DC, 30W/m, 3000 K, 80 CRI
L6		<b>A6T2</b> 2 x Fluorescent lamp tubular T5 Nominal lamp power: 54 W Lamp flux: 4450 lm Luminous efficacy: 82 lm/W CCT: 3000 K CRI: 79
L7		<b>LED</b> 1 x LED Nominal lamp power: 2 W Lamp flux: 160 lm Luminous efficacy: 80 lm/W CCT: 3000 K CRI: 80
L8		<b>ares</b> 1 x Metal halide lamp Nominal lamp power: 70 W Lamp flux: 6000 lm Luminous efficacy: 86 lm/W CCT: 3000 K CRI: 82
L9		<b>TELECOM'S GEAR</b> 1 x LED Nominal lamp power: 12 W Lamp flux: 1600 lm Luminous efficacy: 133 lm/W CCT: 3000 K CRI: 80
		CEILING FAN
		LIGHTING SWITCH
		FAN REGULATOR


\* LIGHT FITTING TYPE L4 / L5 / L7 / L8 / L9 SHALL BE OPERATED WITH PHOTOCELL OF TIMER SWITCH.

LIGHTING LAYOUT  
SCALE 1:100  
0m 5m



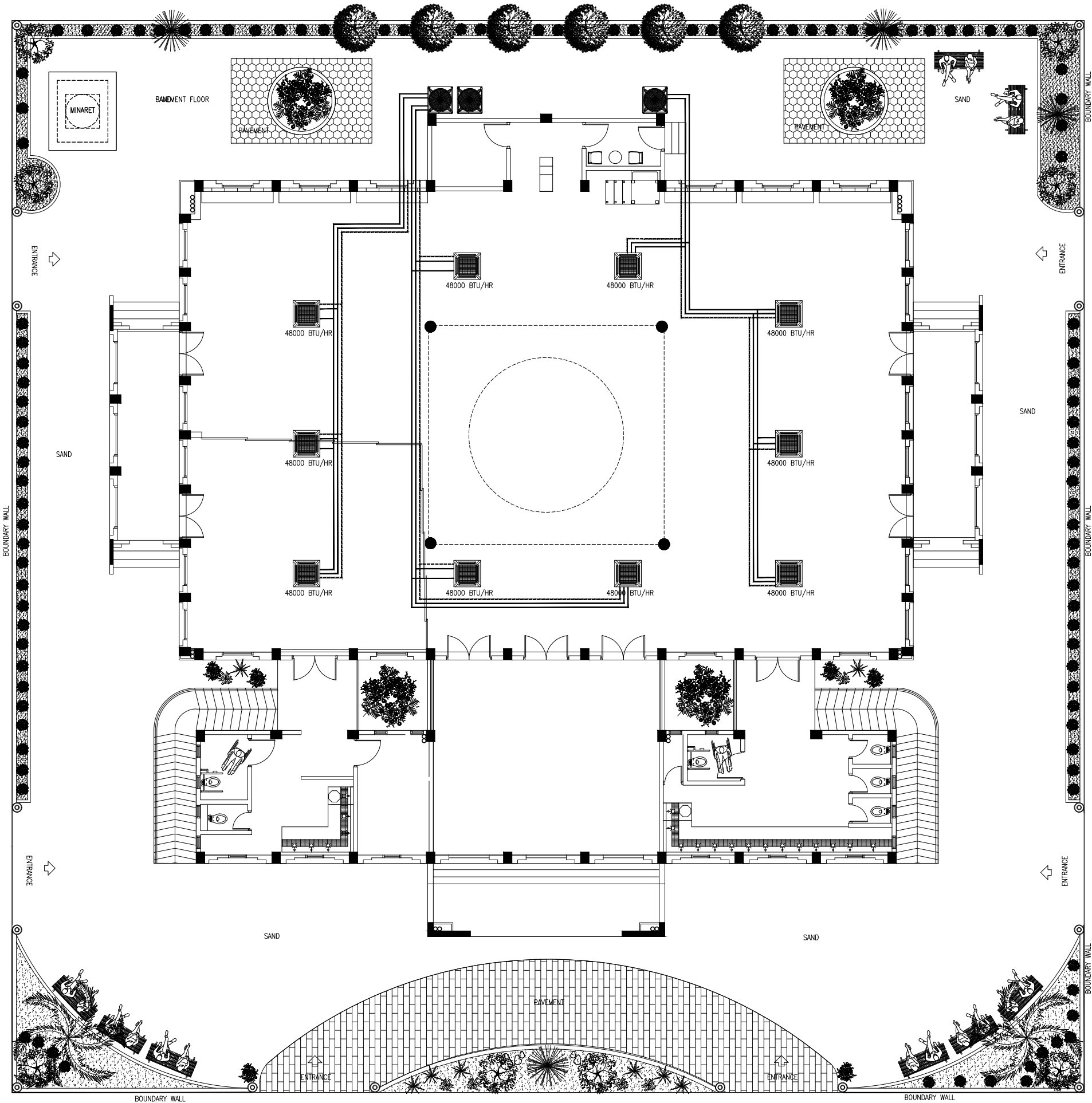
TERRACE LIGHTING LAYOUT

SCALE 1:100



0m 5m



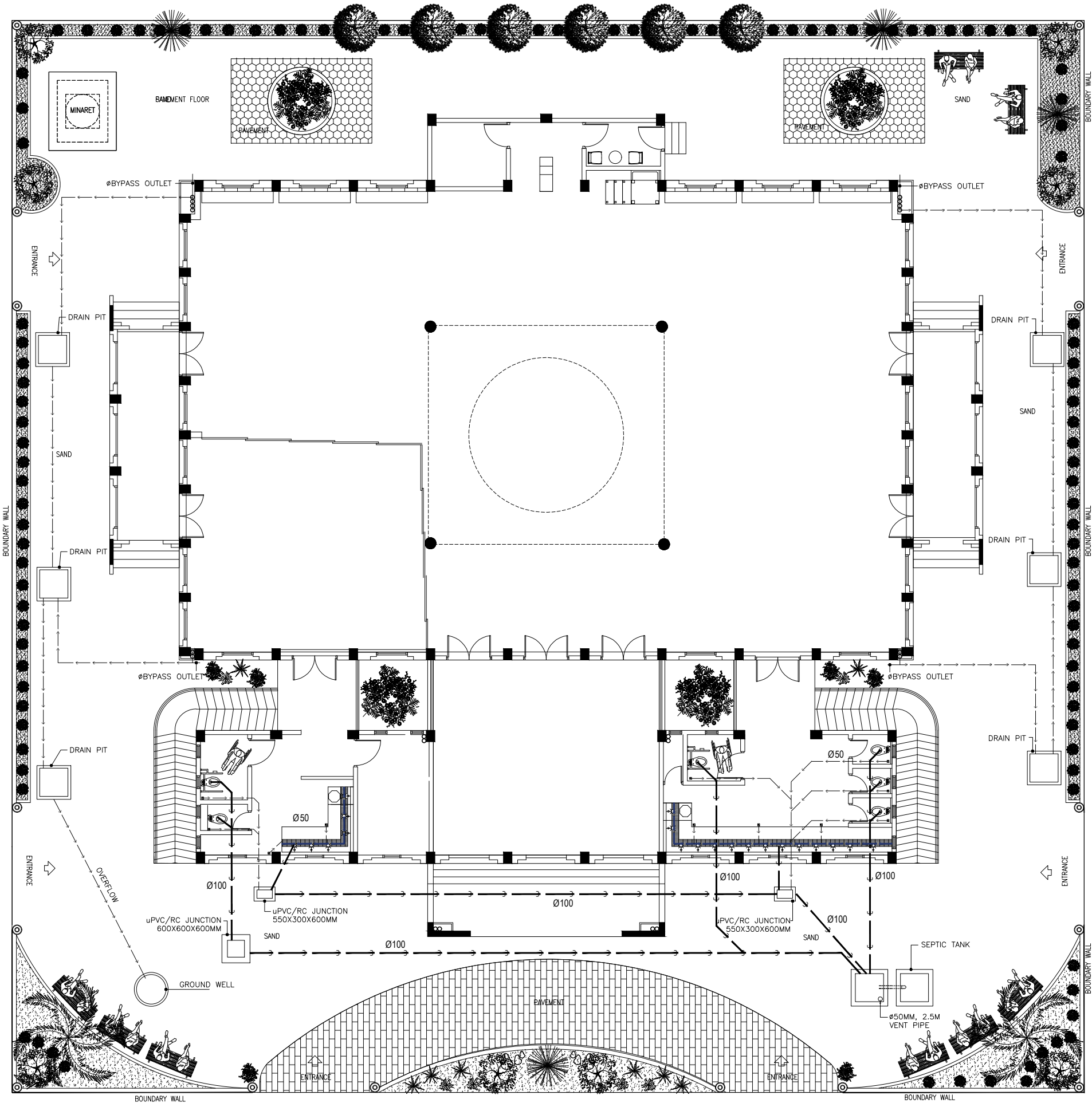


AC LEGEND	
SYMBOL	DESCRIPTION
	CASSETTE TYPE AC INDOOR UNIT
	AC OUTDOOR UNIT (VRV)
	DRAIN PIPES
	REFRIGERANT SUPPLY PIPES
	REFRIGERANT RETURN PIPES

AC LAYOUT  
SCALE 1:100  
0m 5m

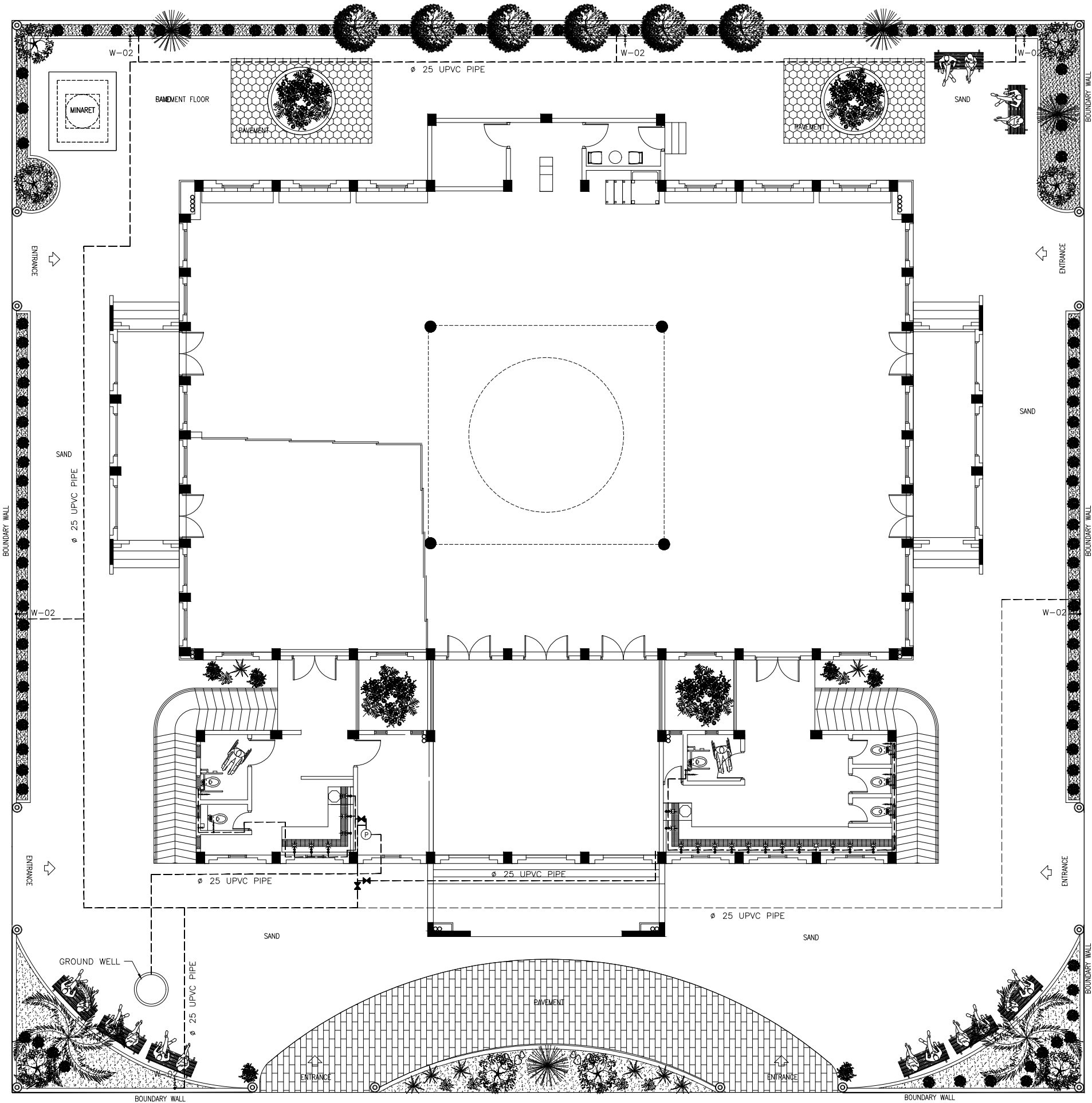






AC LEGEND	
SYMBOL	DESCRIPTION
	WATER SUPPLY PIPE
	WASTE WATER DISPOSAL PIPE
	RAINWATER CONVEYANCE PIPE

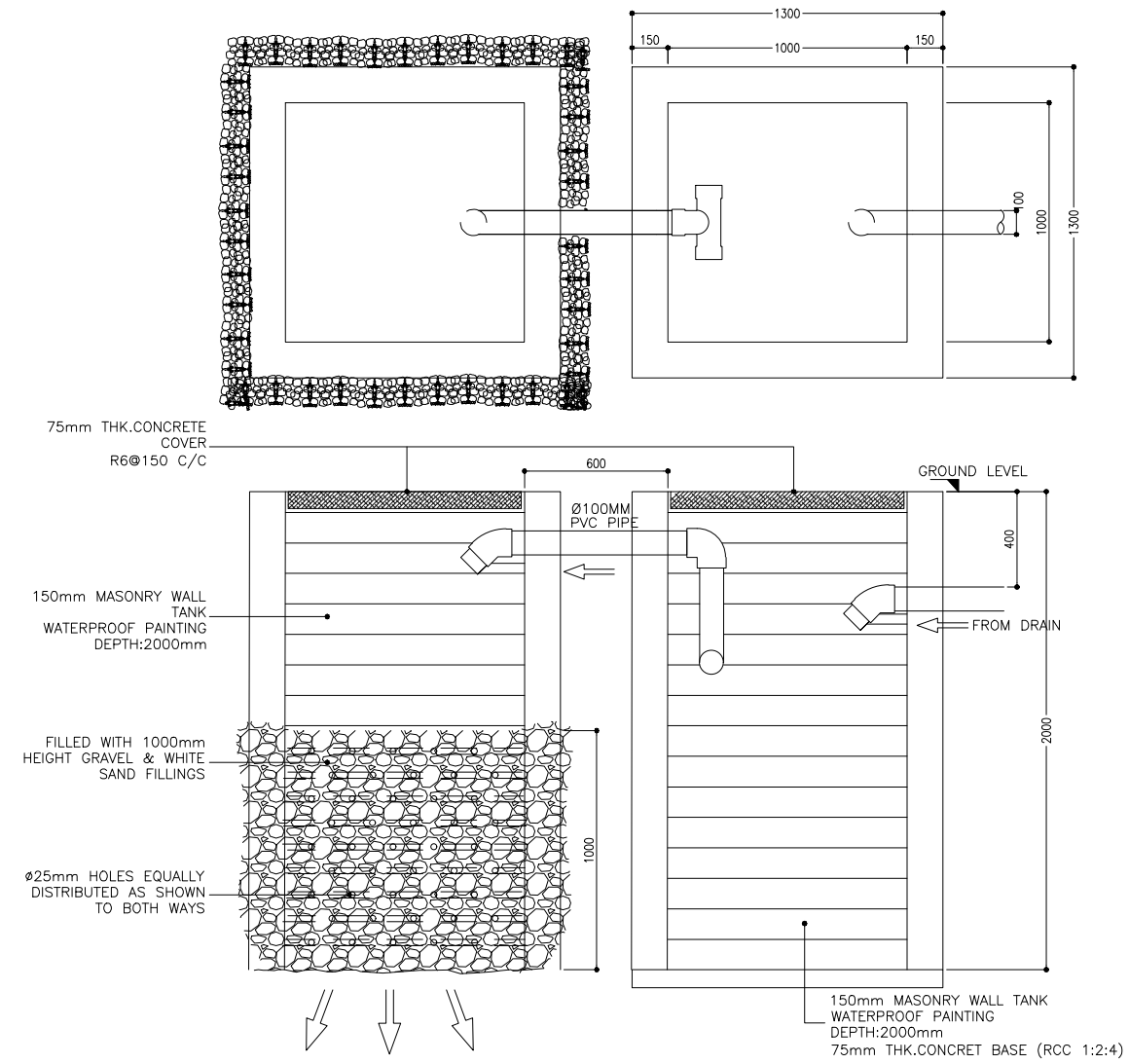
WASTEWATER CONVEYANCE LAYOUT  
 SCALE 1:100  
 0m 5m



AC LEGEND	
SYMBOL	DESCRIPTION
	W-01 WELL WATER PUMP
	W-02 FAUCET /TAP
	W-03 MUSLIM SHOWER
	W-04 BALL VALVE
	WATER SUPPLY PIPE
	WASTE WATER DISPOSAL PIPE
	RAINWATER CONVEYANCE PIPE

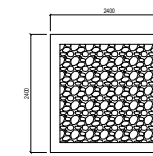
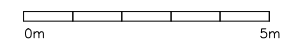
FRESHWATER SUPPLY LAYOUT  
SCALE 1:100  
0m 5m



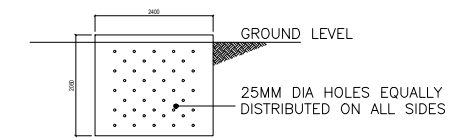


SEPTIC TANK DETAILS

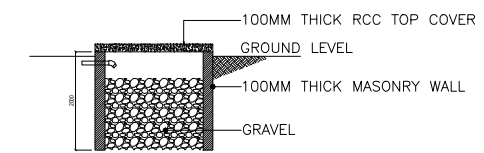
SCALE 1:20



TOP VIEW



SIDE VIEW



SECTION VIEW

DRAIN PIT DETAILS

SCALE 1:100

