



Report No: FIN-2024-30(E)

26 February 2024

Consolidated Financial Statement of the Government of the Maldives Financial Year 2022



ފަރުޅާރާއްޖޭގެ އިދާރާތަކުގެ ފަރުޅާރާއްޖޭގެ އިދާރާތަކުގެ

AUDITOR GENERAL'S OFFICE

Contents

Introduction.....	2
Report on the Financial Statements	3
Report on Compliance with Public Finance Legislation	4
Matters arising from the Audit and Recommendations for Improvements	6
Financial Highlights.....	10
Statement of Receipts & Payments.....	21
Statement of Comparison of Budget and Actual	22
Accounting Policies and Notes to the Financial Statements.....	23



AUDITOR GENERAL'S OFFICE
Malé, Republic of Maldives

AUDITOR GENERAL'S REPORT

**TO THE PRESIDENT, THE PEOPLE'S MAJLIS AND THE MINISTER OF
FINANCE, ON THE CONSOLIDATED FINANCIAL STATEMENTS OF THE
GOVERNMENT OF MALDIVES
FOR THE FINANCIAL YEAR ENDED 31 DECEMBER 2022**

Introduction

The purpose of this report is to express an opinion on the Consolidated Financial Statements (CFS) of the Government of Maldives for the financial year ended 31 December 2022, pursuant to the Audit Act (Law no. 4/2007), and to express an opinion on whether the Government has spent funds out of the annual budget approved by the People's Majlis for the achievement of its objectives and the purposes intended in the budget and within the limits set therein, and whether it has complied with public finance legislation in conducting financial operations of the Government, and to present to the Minister of Finance (the Minister) the issues that have been observed in the audit and the recommendations thereof, pursuant to section 39 of the Public Finance Act (PFA) (Law no.3/2006) and to submit these issues and recommendations to the President and the People's Majlis, pursuant to the article 213 of the Constitution. This report will also be placed on the Auditor General's Office (AGO)'s website www.audit.gov.mv.

The report is made up of three sections. Section one comprises of our opinion on the CFS and section two presents our opinion on compliance with the PFA and the Public Finance Regulation (PFR) and the parliamentary authorities in spending out of the budget it has approved for the Government. The third section comprises of an analysis of financial highlights of the CFS 2022.

We have audited the CFS set out on pages 20 through 92 that include the Statement of Receipts and Payments and Statement of Comparison of Budget and Actual Amounts for the financial year ended 31 December 2022, and Statement of Assets and Statement of Liabilities as at the year then ended, and accompanying notes to these financial statements.

The issues observed in this report have been discussed with the senior officials of the Ministry of Finance (The Ministry). We place on record our appreciation to the staff members of the Ministry and all those who have extended their cooperation to this audit.

We have included financial highlights of financial year 2022 as part of this audit report.

Report on the Financial Statements

Responsibility of the Minister

It is the responsibility of the Minister under section 38(c) of the PFA to submit to the Auditor General the CFS within 14 days of receipt of the same from the Accountant General. And under section 38(a) of the PFA, the Accountant General is required to prepare and submit CFS to the Minister within three months after the end of a financial year.

The CFS for the financial year ended 31 December 2022 shall be prepared based on the framework established pursuant to public finance legislation. Ministry of Finance, via PFR 15.03 has adopted International Public Sector Accounting Standard: Financial Reporting under the Cash-Basis of Accounting (IPSAS). Financial statements prepared and presented under this standard are required to include a statement of receipts and payments, a statement of comparison of budget and actual amounts (if the approved budget is made available publicly) and accounting policies and explanatory notes. Thus, CFS have to be prepared and presented in accordance with the said standard.

In addition to the financial statements required under IPSAS Cash Basis of Accounting, pursuant to section 38(b) of PFA, the Minister is also required to prepare and present a statement of estimates of revenues and expenditures for each Public Funds that are eventually passed by the People's Majlis for that year; a statement of actual revenues and expenditures of each of the Public Funds; and a statement each for assets, liabilities and contingent liabilities of the State as at the end of the financial year.

Under sections 42(b) and (c) of the PFA, the Minister is responsible for controlling and managing the Public Bank Account, the Public Funds and the financial affairs of the State. And under section 42 (c) of the PFA, the Minister is also responsible for ensuring that full and accurate accounting of the Public Bank Account, the Public Funds and the financial affairs of the State are duly submitted to the Auditor General and the People's Majlis.

Responsibility of the Auditor General

Our responsibility, under section 39 of the PFA, is to express an opinion on the CFS based on our audit and submit the audit report to the Minister. We conducted our audit in accordance with International Standards on Auditing (ISAs). Those standards require that we comply with ethical requirements (including Independent Standards of IFAC) and plan and perform the audit to obtain reasonable assurance whether the financial statements are free from material misstatement, whether due to fraud or error.



An audit involves performing procedures to obtain audit evidence about the amounts and disclosures in the financial statements. The procedures selected depend on the auditor's judgment, including the assessment of the risks of material misstatement of the financial statements, whether due to fraud or error. In making those risk assessments, the auditor considers internal control relevant to the entity's preparation and presentation of the financial statements. An audit also includes evaluating the appropriateness of accounting policies used and the reasonableness of accounting estimates made by the management, as well as evaluating the overall presentation of the financial statements.

An audit involves examining, on a test basis, evidence supporting the amounts and disclosures in the financial statements. It cannot be relied upon therefore to identify all errors and weaknesses that may exist.

Qualified Opinion on the Financial Statements

In our opinion, except for the possible effects of the matter described in the Basis for Qualified Opinion paragraph below, the accompanying CFS of the Government of Maldives present fairly, in all material respects, cash receipts, cash payments, approved budget and spending out of it for the year ended 31 December 2022, in accordance with International Public Sector Accounting Standard (IPSAS): Financial Reporting under the Cash-Basis of Accounting.

We believe that the audit evidence we have obtained is sufficient and appropriate to provide a basis for our qualified opinion.

Basis for Qualified Opinion

Beginning and Closing Cash Balances not presented in the Financial Statements

Clause no. 1.3.12 (c) of IPSAS Cash Basis requires presenting beginning and closing cash balances for the reporting period in the Statement of Receipts and Payments. However, the Ministry has not presented these balances in the CFS. Therefore, we are unable to determine whether any adjustments are required to the financial statements as result of those balances.

Report on Compliance with Public Finance Legislation

Responsibility of the Minister

In addition to the aforesaid responsibility to prepare and present CFS, it is also the responsibility of the Minister to spend funds out of budget approved by the Parliament for the purposes intended in the budget, and within the limits set therein; and to comply with the PFA and the PFR in conducting the financial operations of the Government.

Responsibility of the Auditor General

In addition to the responsibility to express an opinion on the CFS, it is also our responsibility to express an opinion on whether the Government has spent funds, in all material respects, out of the annual budget approved by the People's Majlis for the achievement of its objectives, for



the purposes intended in the budget, and within the limits set therein; and has complied with the PFA and the PFR in conducting its financial operations.

We believe that the audit evidence we have obtained is sufficient and appropriate to provide a basis for our qualified opinion.

Qualified Opinion on Compliance with Public Finance Legislation

In our opinion, in all material respects:

- a) The Government of Maldives has spent out of the annual budget approved for the year 2022 by the Parliament; to achieve the objectives, purposes and limits set therein, in accordance with the public finance legislations; and
- b) except the matter described under the Basis for Qualified Opinion on Compliance with Public Finance Legislation paragraph below, other financial affairs of the Government of Maldives for the year ending 31 December 2022 have been conducted in accordance with the PFA and PFR.

Basis for Qualified Opinion on Compliance with Public Finance Legislation

1. Overspending on Public Sector Investment Program (PSIP)

The objective of the Budget Virement Policy as per clause 1 (c) is, implementing the annual budget approved by the People’s Majlis, by not spending more than approved amounts; spending for the specific purpose for which it is budgeted, and to implement the budget as approved by the Parliament. In addition, the Budget Virement Policy Clause No. 7 (f), states that the expenditures should not exceed the total approved budget of PSIP. Furthermore, clause no. 4.03 (a) of PFR (2017/R-20), expenditures budgeted for a specific purpose should be spent for that purpose only. However, in the year 2022 there was an aggregate overspending of MVR 1,513,098,144 on PSIP. In addition, through budget virement, MVR 334,332,319 were spent on projects which were not budgeted in the year 2022, and MVR 3,963,806,467 were spent on projects beyond the approved budget of those projects.

2. Fixed Assets not managed as per PFR

According to section 11.03 (d) of the PFR, the Ministry is required to maintain a fixed asset register containing all the assets of the State. Ministry has disclosed in the notes to CFS that all assets of the State are not included in the Statement of Assets as of 31st December 2022, as the Government is in the process of verifying the Property, Plant and Equipment (PPE) and its valuation and has included legacy assets (non-current assets purchased prior to the year 2009) at cost in the notes to Statement of Assets. However, the PPE value stated in the Statement of Assets was the value derived from SAP system. The level of details maintained in the SAP system are not in accordance with PFR, as the asset number, location and changes to assets



condition and location are not updated in the SAP system. In addition, the PPE value do not include the assets purchased before the year 2009.

Matters arising from the Audit and Recommendations for Improvements

Financial Statement Issues

1. Beginning and Closing Cash Balances not presented in the Financial Statements

Clause no. 1.3.12 (c) of IPSAS Cash Basis states that the Statement of Cash Receipts and Payments shall present the beginning and closing cash balances of the entity for the reporting period. However, opening and closing cash balances have not been presented on the Statement of Receipts and Payments. Therefore, we were unable to verify if any adjustments and its resulting impact to the CFS from opening and closing cash balances (if any).

According to the Ministry, all the government accounts are not managed through the SAP System. The Public Bank Account and Sovereign Development Fund Accounts are being recorded in the SAP and that of other bank accounts are not included in SAP system.

Ministry also informed that the remaining accounts at Maldives Monetary Authority (MMA) including all imprest accounts have been included in SAP from the year 2023, while the government accounts at commercial banks are still not managed through SAP. Hence, the current banking architecture in SAP system is not sufficient to present the movements of opening and closing cash balances, as required under Cash Basis IPSAS.

Recommendation

We recommend the Ministry to present opening and closing cash balances in the financial statement, pursuant to section 1.3.12 of Cash Basis IPSAS.

Compliance Issues

1. Overspending on Public Sector Investment Program (PSIP)

The objective of the Budget Virement Policy as per clause no. 1 (c), is implementing the annual budget approved by the People's Majlis, by not spending more than approved amount, by spending for the specific purpose for which it is budgeted and to encourage execution of the budget as it is approved. In addition, the Budget Virement Policy clause no. 7 (f) states that the, expenditure for PSIP should not exceed the total budget approved for PSIP by the Parliament. Furthermore, according to clause no. 4.03 (a) of PFR (2017/R-20), expenditures budgeted for a specific purpose should be spent on that specific purpose only.

However, we have identified that in the year 2022, the total approved budget for PSIP is MVR 7,334,822,103, while the actual spending in 2022 on PSIP amounts to MVR 8,847,920,247.



Therefore, there is an overall overspending of MVR 1,513,098,144 on PSIP. Overspending defeats, the objective of setting the budget as a control tool.

Table 1: PSIP Budget and Expenditure in 2022

Details	MVR	MVR
Approved Budget for PSIP		6,330,411,282
Supplementary budget for PSIP		
Greater Male' Connectivity Project (Male'-Thilafushi Bridge)	924,000,000	
Addu City Development Project - Road Development	80,410,821	
Supplementary budget for PSIP		1,004,410,821
Final Budget for PSIP		7,334,822,103
Actual Spending in 2022 for PSIP		8,847,920,247
Overspending on PSIP in 2022		(1,513,098,144)

Source: Consolidated Financial Statement 2022, Approved Budget 2022 & Supplementary Budget 2022

In addition to that we have compared the approved PSIP budget of 2022 and the actual spending on individual PSIP projects and found out that, MVR 334,332,319 were spent on 59 projects which were not budgeted in the year 2022 and MVR 3,963,806,467 were spent on 496 projects beyond the approved budget of those projects. According to the Ministry, this expenditure was managed via budget virement from other budgeted projects that had minimal or no expenditure.

Ministry informed that the general reasons for variations are; Budget shifts occurred due to the creation of individual project codes stemming from overarching umbrella projects, budget variations arisen as a result of responding to requirements from the President's Office, instances where project progress exceeds initial estimates necessitating additional funds to accommodate these advancements, completion delays, in-year variations and pending bills from previous year projects. Ministry also informed that for an ongoing project which was not initially budgeted, agencies have the flexibility to reallocate funds from other budgeted projects to cover the expenses. Also, in case of completed projects that were not budgeted, agencies can reallocate the funds to meet current and previous invoices, with the approval of the Minister.

Recommendation

We recommend that the Ministry:

- Improve budgeting for PSIP by taking into account all projects that the Government of Maldives would like to implement in the year ahead;
- Implement the PSIP budget, as approved by the Parliament; and
- Adhere to Budget Virement Policy firmly.



2. Fixed Assets not managed as per PFR

According to section 11.03 (d) of the PFR (2017/R-20), the Ministry is required to maintain a fixed assets register containing all the fixed assets of the State. However, the Property, Plant and Equipments' (PPE) values stated in the Statement of Assets were the values derived from SAP system. The level of details maintained in the SAP system were not in accordance with PFR, as the asset number, location and changes to assets condition and location are not updated in the SAP system. In addition, the Ministry has not included assets purchased prior to the year 2009 in the PPE balance of MVR 20,746,560,471 as at 31st December 2022 in the Statement of Assets.

The Ministry has disclosed in the notes to CFS that all the fixed assets of the State were not included in the Statement of Assets as of 31st December 2022, as the Government was in the process of verifying the PPE and its valuation and has included legacy assets at cost in the notes to Statement of Assets.

Recommendation

We recommend the Ministry to maintain a complete fixed assets register, pursuant to section 12.05(d) of the PFR (2023/R-158).

Other Matters

1. Lack of a Policy for Capital Contributions to the State-Owned Enterprises (SOEs)

For the effective management and monitoring of the capital contribution to the SOEs, a framework must be put in place within the Government. It has been noted that currently the Ministry has drafted a policy for capital contributions to the SOEs, which is yet to be approved. Lack of an approved policy results in arbitrary amounts of Capital Contributions to different SOEs, which might not be seen objective and just and fair.

In addition, comparison made between the Statement of Assets and SAP shows contradictory values for investments in the State-Owned Enterprises (SOEs). According to Statement of Assets, investments in SOEs as at 31st December 2022 amounted to MVR 21,565,671,117. However, the SAP showed a sum of MVR 13,062,905,909 as capital contribution to the SOEs. Thus, there was a discrepancy of MVR 8,502,765,208 between the two records, and the Ministry was not able to provide a reconciliation for this discrepancy.

Recommendation

We recommend that the Ministry:

- a) Have an approved policy for making capital contribution to the SOEs to ensure objectivity and justice and fairness in such contributions.
- b) Reconcile amounts of contribution to SOEs on the Statement of Assets to the SAP records when the former is prepared and presented.



2. Records of Investments made out of Sovereign Development Fund (SDF) is incomplete

Statement of Assets as at 31st December 2022 showed Investment from Sovereign Development Funds (SDF) of MVR 2,659,822,188 which was derived from the SAP. However, as per the “SDF Monthly Report” provided by the Ministry, Investments from SDF amounted to MVR 3,210,144,433 as at 31st December 2022. There was a discrepancy of MVR 550,322,245 between the two records, for which the Ministry was not able to provide a reconciliation for this discrepancy. Therefore, we were unable to gain assurance whether SDF balance of MVR 2,659,822,188 as at 31st December 2022 was fairly stated in the Statement of Assets.

Recommendation

We recommend the Ministry to reconcile the amounts of investments from SDF in SAP to SDF Monthly Report when the financial statements are prepared.

3. Discrepancy in Accounting for Dividends Receivable

Statement of Assets as at 31st December 2022 showed a dividend receivable of MVR 3,482,582,753, representing dividends receivable from SOEs. However, the confirmations we have received from SOEs for the Dividends Receivable figures do not agree with that of the SAP.

Ministry informed that the dividends’ discrepancy between the confirmations and the CFS 2022 was because the SOEs unilaterally set-off (without the approval of the Ministry) what is receivable from the State against the dividends payable in their financial statements.


Owing to the above discussed, we are unable to verify completeness and accuracy of Dividends Receivable amount of MVR 3,482,582,753 as at 31 December 2022 presented in the Statement of Assets.

Recommendation

We recommend that the Ministry:

- a) Reconciles Dividend Receivables’ records of the SAP to the accounting records of the SOEs when Consolidated Financial Statements of the State is prepared; and
- b) Develops and implements a policy and relevant procedures to ensure Dividend set-off is only affected after obtaining approval in writing from the Ministry.

26th February 2024


Hussain Niyazy
Auditor General



Financial Highlights

The consolidated results of the Government of Maldives (GoM)'s operations for the fiscal year ended 31st December 2022 and the consolidated financial position as at 31st December 2022 can be summarized as follows.

Table 2: Budget and actual total revenue & total expenses - Statement of Budget & Actuals 2021-2022 (millions of MVR)

Details	2022			2021			2022 vs 2021	
	Budget	Actual	Budget vs Actual	Budget	Actual	Budget vs Actual	Budget	Actual
Total Revenues	24,280	29,034	(4,754)	21,129	21,949	(820)	3,151	7,085
Total Expenditure	39,950	40,060	(110)	33,432	32,616	816	6,518	7,444
Budget Deficit	(15,670)	(11,026)	(4,644)	(12,303)	(10,667)	(1,636)	(3,367)	(359)

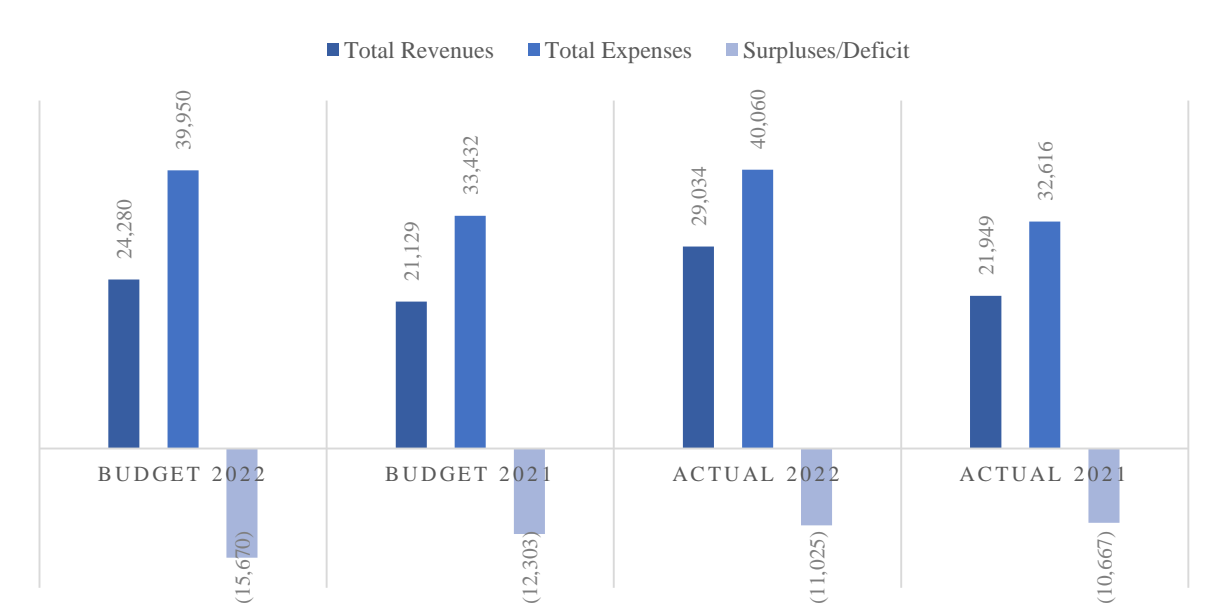


Figure 1: Total revenue and total expenditure 2021 & 2022 - Statement of Budget & Actual

Consolidated Financial Statements 2022 reported an actual overall deficit of MVR 11 billion, which is MVR 4.6 billion lower than the estimated deficit for the year. However, overall actual deficit for 2022 was MVR 359 million higher than a year before. The major components which led to increase in deficit compared to 2021 is explained below:

- The actual total revenue and grants for the year 2022 was MVR 29 billion while the budgeted amount for the year was MVR 24 billion. The overall increase in the actual revenue in 2022 was mainly driven by the increase in tax revenue and non tax revenue compared to the budgeted figures. However, it is important to note that the actual total revenue from grants in the form of Foreign Grants & Donations and Foreign Project Grants were significantly lower at MVR 488 million while the estimate was MVR 2.9 billion.



- The total consolidated expenses, excluding loan repayments and transfers for the year 2022, were MVR 40 billion, compared to the budget of MVR 39.9 billion. The total expenses for the year ended 2022 was higher than previous year by MVR 7.4 billion.

Table 3: Assets and Liabilities 2021 & 2022 - Statement of Assets & Statement of Liabilities 2022 (millions of MVR)

Details	Actuals 2022	Revised Actuals 2021	% change in 2022
Non-current Assets	45,522	40,099	14%
Current Assets	42,607	24,700	72%
TOTAL ASSETS	88,130	64,799	36%
Non-current liabilities	54,415	49,226	11%
Current liabilities	40,969	37,237	10%
TOTAL LIABILITIES	95,384	86,464	10%

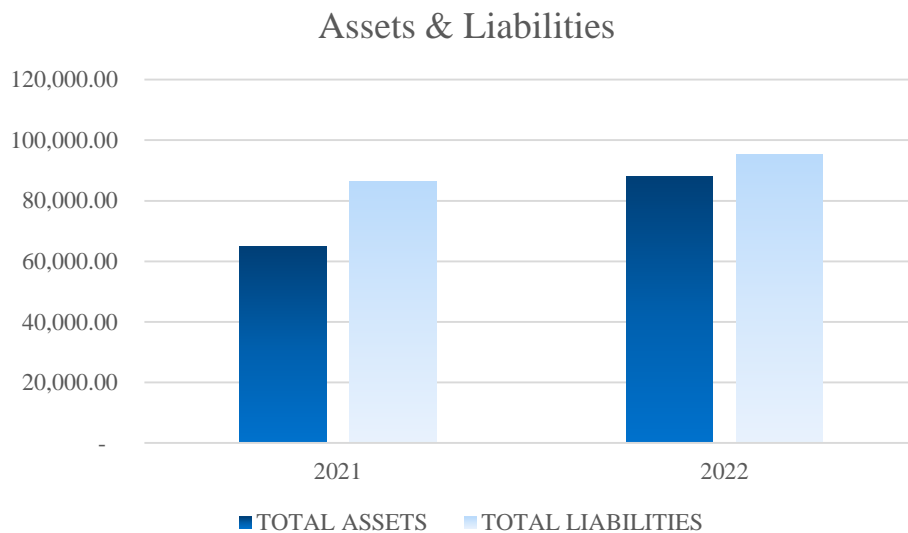


Figure 2: Total assets and liabilities 2021 & 2022 - Statement of assets and liabilities 2022

Consolidated Financial Statements 2022 reported 36% increase in total assets and 10% increase in total liabilities compared to 2021. The favourable change in current assets was mainly due to accounts receivable integration work by the Government which incorporates the accounts receivables into CFS. Accounts receivables was not integrated into CFS a year before.

Budget & Actuals

Overview of 2022 Budget and Actual Revenue & Grants

The forecasted total revenue and grants by the Government for the financial year 2022 was MVR 24 billion, which consisted of:

- Revenue from public institutions and Revenue from Trust Funds MVR 21 billion (net off Subsidiary Loans); and
- Grants of MVR 3 billion.

The actual revenue and grants of 2022 remained significantly high at MVR 29 billion, which was over MVR 4.7 billion, more than the budgeted amount for the year 2022. Major contributors to the revenue were tax revenue and non-tax revenue, both combinely contributed to over 93% of the actual revenues earned.

After the major drop in revenue due to the Covid-19 pandemic, revenue has been increasing in the past two years steadily, with revenue surpassing the budgeted amount in 2022. The table below shows the budgeted vs actual total revenue and grants for the past five years.

Table 4: Budget and Actual Revenue & Grants (2018-2022) - Statement of Budget & Actuals (millions of MVR)

Year	Approved Budget for Revenue & Grants	Actual Revenue & Grants 2022	Percentage of Actual Revenue to Budget
2022	24,280	29,034	120%
2021	21,129	21,949	104%
2020	29,922	15,222	51%
2019	24,057	23,232	97%
2018	22,398	22,223	99%

MVR 29 billion presented as actual revenue and grants in the CFS 2022, consisted of revenue generated through operations of public institutions, Trust Funds, Foreign Grants & Donations (in cash) and Foreign Project Grants. When we analysed the sources of revenue collected during the financial year 2022, as depicted in the pie chart below, tax revenue contributed 67%, non-tax revenue 29% and grants and donations contributed 3.57% to the revenue stream.



Budget Actuals 2022

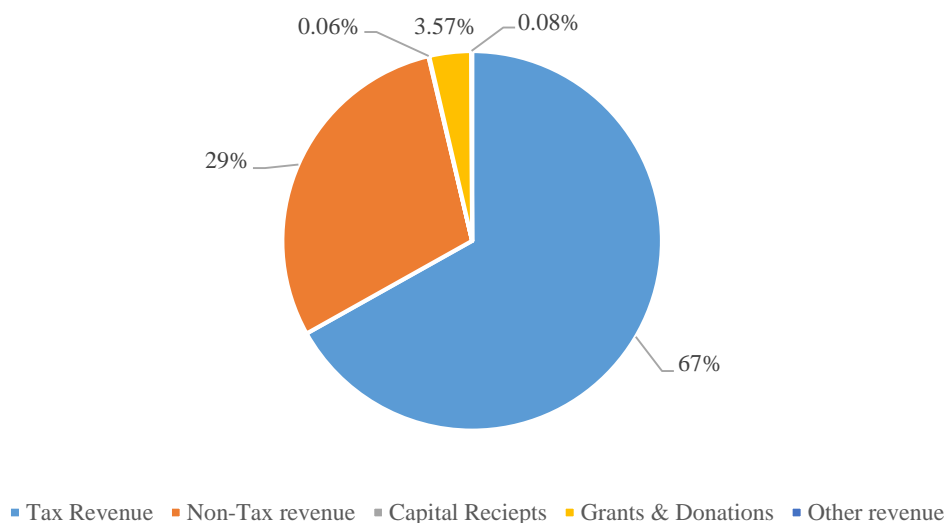


Figure 3: Actual Revenue and Grants 2022 - Statement of Budget & Actual

Overview of 2022 Budget and Actual Expenditure

For the financial year 2022, government approved a total budget of MVR 42.8 billion of which a significant proportion was allocated to public institutions amounting to MVR 37.7 billion. The actual government expenditure for the financial year was MVR 110 million more than the approved budget. The actual expenditure represented a 22% growth (MVR 7.4 billion) compared to a year before.

Past five-year analysis on expenditure showed an increasing trend of expenditure, whilst in 2022 the total expenditures, excluding loan repayments and transfers have surpassed the budget. The table below shows an analysis of budgeted vs actual expenditures for the past five years.

Table 5: Budget & Actual Expenditure for the Government (2018-2022) - Statement of Budget & Actuals (millions of MVR)

Year	Approved Budget for Expenses	Actual Expenses	Overspent/underspent
2022	39,950	40,060	(110)
2021	33,432	32,616	816
2020	35,966	30,322	5,644
2019	29,045	28,944	101
2018	24,903	27,400	(2,497)

The total budgeted expenses included in the CFS of 2022 can be classified into Recurrent and Capital Expenditures, Loan Repayments and Transfers, Contribution to Political Parties & International Financial Institutions. Over the five-year period, the Government spent more than approved budget in the years 2018 and 2022.



The pie chart below shows us that 89% of actual expenditures for the financial year 2022 accounted for budget of public institutions.

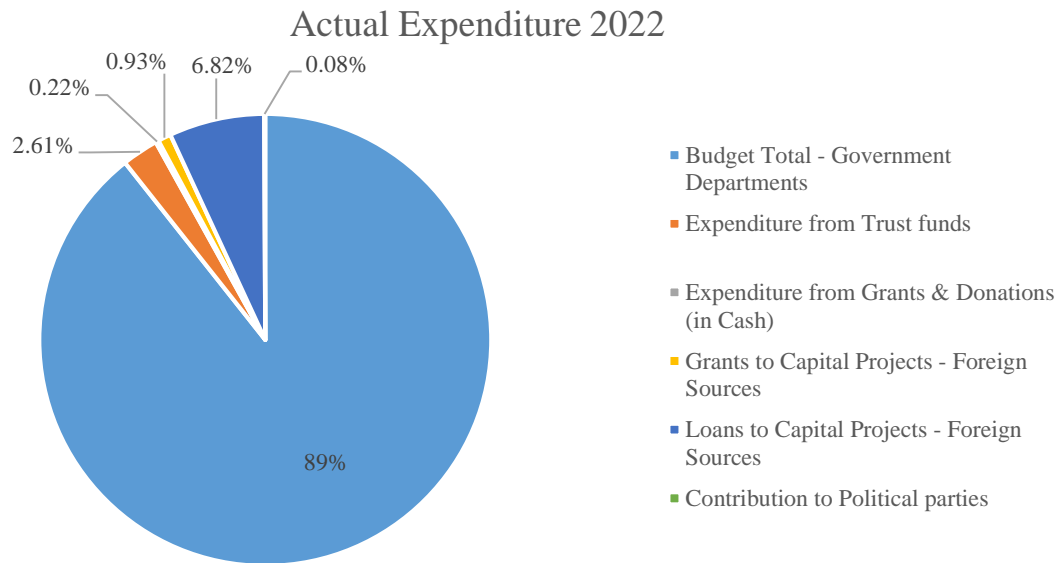


Figure 4: Total Government Expenditure 2022 - Statement of Budget & Actuals Amounts

Budget Financing

Actual financing for the year 2022 was MVR 17.2 billion. Whilst several sources of financing were used to meet this figure, the significant sources of financing have been Treasury Bills, Bonds and Other Instruments of MVR 10.5 billion (61%), Public Bank Overdraft of MVR 3.9 billion (23%) and foreign loans of MVR 2.95 billion (17%).

However, the Government budgeted MVR 15.6 billion for financing, whilst the actual financing for the year was higher by MVR 1.6 billion.

Budget Financing Components 2022

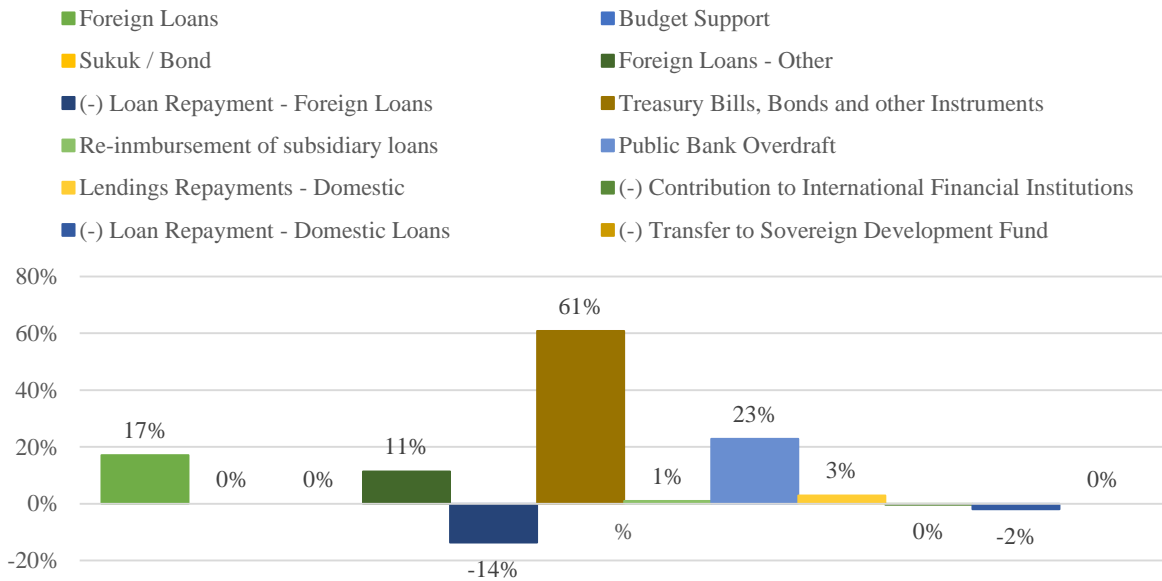


Figure 5: Components of Budget Financing in 2022

Receipts and Payments

Receipts

Revenue earned by the government in the year 2022 have increased significantly after the downturn in the country's economy in 2020 and 2021 due to the Covid-19 pandemic.

Statement of Receipts and Payments for the year ended 2022 disclosed total receipts of MVR 47.5 billion, which has been the highest recorded in the past five years.

Compared to 2021, receipts in 2022 increased by over 20%. That was from MVR 39 billion to MVR 47.5 billion. This change could be attributed to increasing both Tax and Non-Tax revenue earned by the government, because of a growing economy after the global pandemic. Similarly, inflows from Domestic Borrowings increased from MVR 6 billion in 2021 to MVR 10.5 billion in 2022, which represented a 75% increase.

Payments

Despite the high revenues earned by the government, outflows of the government also increased significantly in 2022 compared to a year before. This increase in payments can be attributed to increase in both recurrent and capital expenditures in 2022. As part of recurrent expenditures, government has increased the spending on Social Assistance amounting to over MVR 6 billion (56% increase) in 2022 compared to MVR 4 billion a year before. The significant increase in capital expenditure was mainly due to the increase in Capital Work in Progress of 8.6 billion in 2022 compared to MVR 4.5 billion a year before.



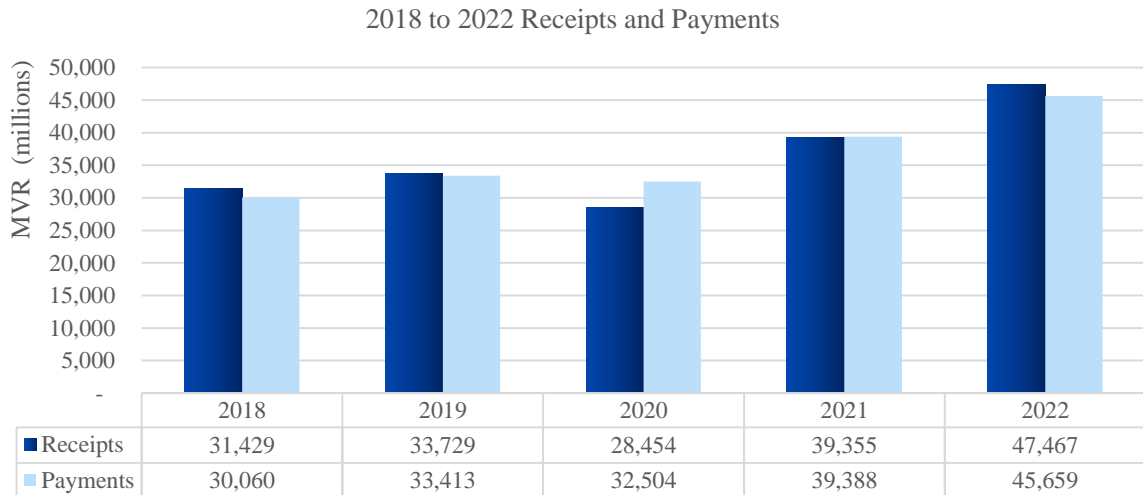


Figure 6: Government Receipts and Payments (2018-2022) – Statement of Receipt & Payments

Assets

Total assets reported for the year ended 2022 is MVR 88 billion. Approximately 23% of the total assets consists of Property, Plant and Equipment amounting to MVR 20 billion as at 31st December 2022. Contribution to SOEs forms 24% of the total assets where as SDF Investment and Other Investments contribute only 3% and 1% respectively.

Remaining 48% of the total assets are represented by cash and cash equivalent, tax receivables, non-tax receivables, subsidiary loan receivables and dividend receivable.

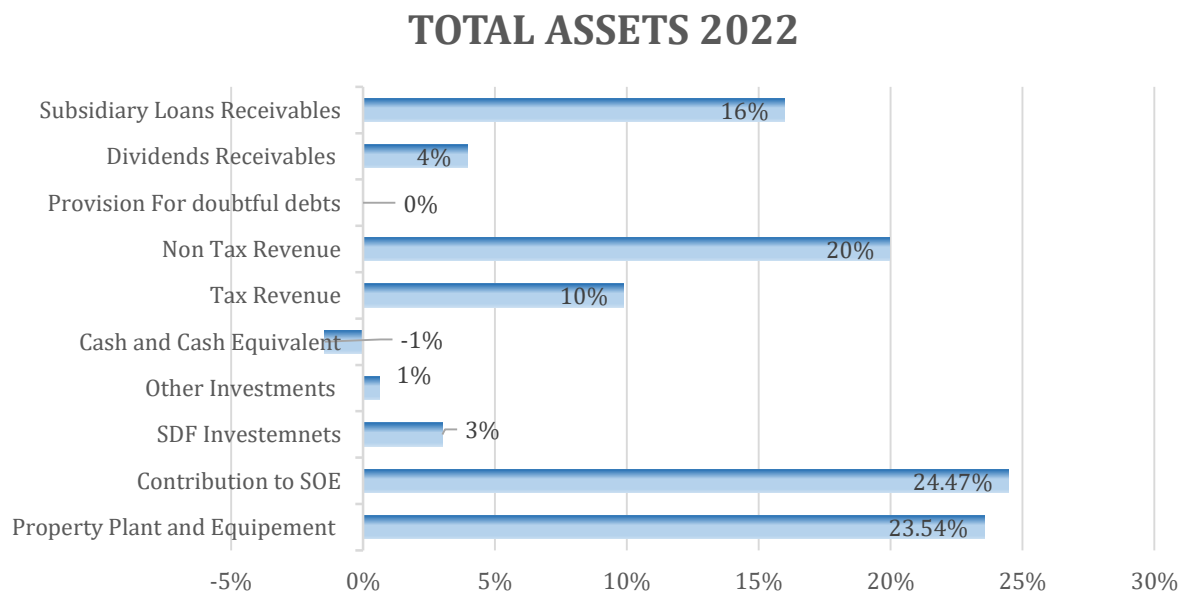


Figure 7: Composition of the Government's Total Assets – Statement of Assets 2022

Cash and Cash Equivalent

Cash and Cash Equivalents is a categorization on the Consolidated Financial Statements consisting of cash and current assets with high liquidity. The Government's cash position has been poor in the past two years with a negative Cash & Cash Equivalent balance of MVR 1.2 billion, on average, in the last two years (2022 and 2021) due an overdrawn public bank account.

The adverse impact on governments cash balances was mainly due to increase in Public Bank Account Deficit since 2020. Chart below shows the composition of cash and cash equivalents of the government in the years 2021 and 2022.

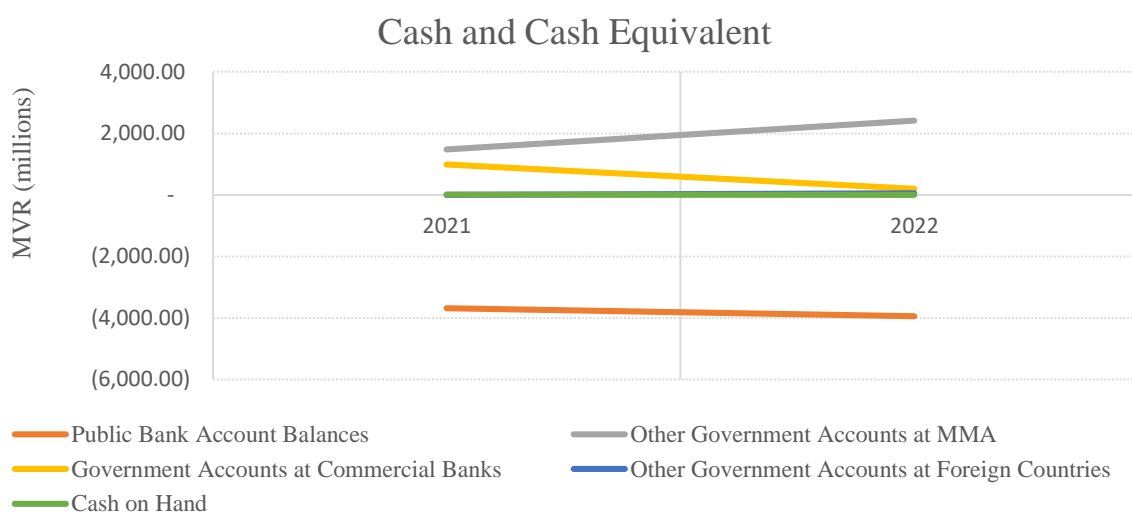


Figure 8: Components of Cash and Cash Equivalent (2021-2022) - Statement of Assets

Liabilities

Liabilities for the year ended 2022 was MVR 95 billion, of which 57% (MVR 54 billion) were long-term borrowings and short-term borrowings of 43% (MVR 41 billion) with those total liabilities of the State in 2022 was MVR 95 billion compared to MVR 86 billion a year before which was a 10% increase. Figure 9 below shows the composition of liabilities of the government in 2022.

Total Liabilities

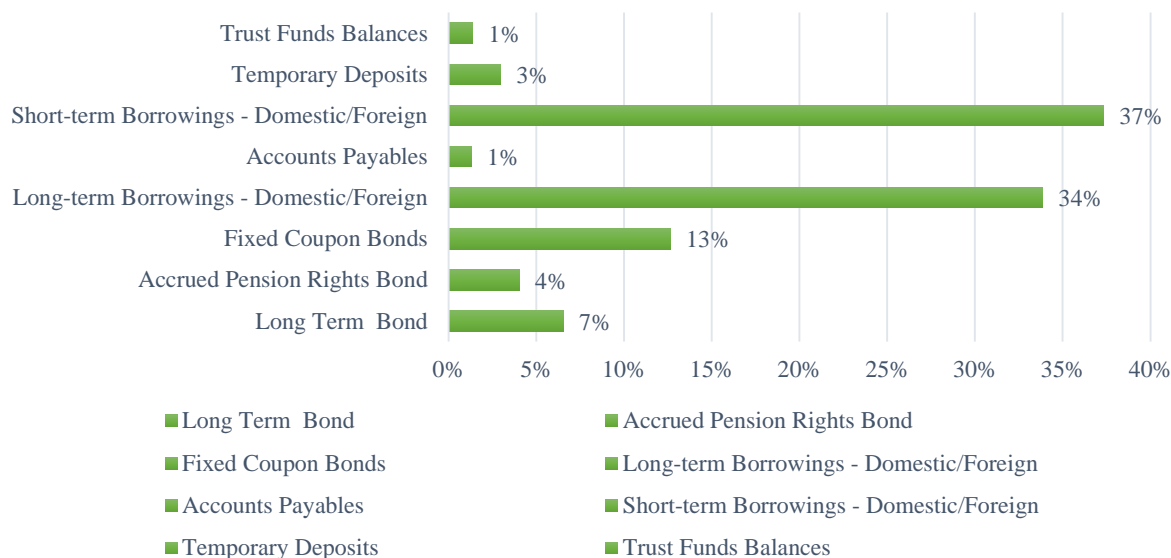


Figure 9: Composition of the Government's Total Liabilities – Statement of Liabilities 2022

PSIP projects

The Public Sector Investment Projects (PSIPs) assist the Government of Maldives to achieve their economic development objectives. PSIP projects of the Country is mostly targeted at delivering infrastructure development pledges of the Government made to the people of the Country which range from establishing efficient water and sanitation systems to developing harbours, roads, and ferry networks across the country.

In 2022, PSIP spending was MVR 8.8 billion which was higher than the budgeted PSIP of MVR 7.3 billion for the year. In the year 2022, 1320 projects were budgeted whilst the Government was able to carry out 744 projects. 90% of the spending on PSIP in 2022 was made by three Ministries - Ministry of National Planning Housing and Infrastructure, Ministry of Finance and Ministry of Environment, Climate Change and Technology. Figure 10 below shows 10 entities with the most number of projects undertaken in 2022. And Figure 11 shows a graphical comparison of Budget versus Actuals for PSIP over the last three years.

No. of Projects

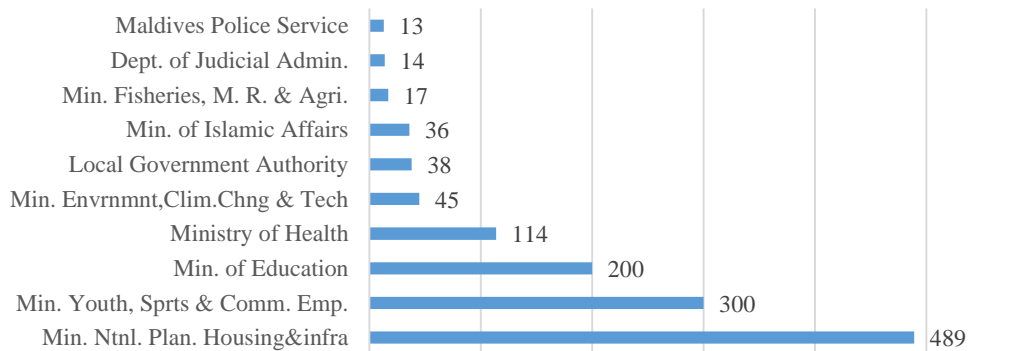


Figure 10: Top 10 Entities with highest number of projects

Public Sector Investment Programmes (PSIP)

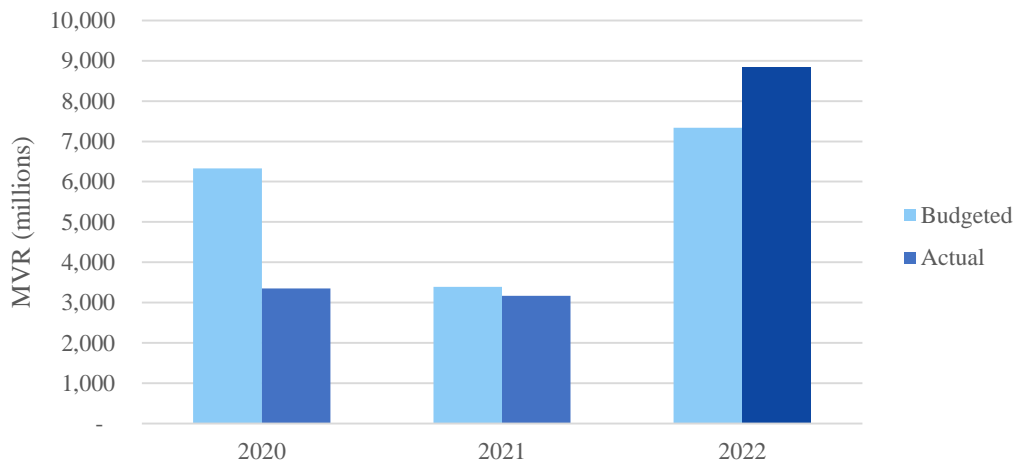


Figure 11: Budget and actual PSIP – CFS 2020 - 2022



GOVERNMENT OF MALDIVES
CONSOLIDATED FINANCIAL
STATEMENTS
2022



Government of Maldives
Consolidated Financial Statements
Statement of Receipts & Payments
For the Year Ended 31 December 2022

Description	Note	Government Actuals 2022	Third Party Actuals 2022	Total Actuals 2022	Government Actuals 2021	Third Party Actuals 2021	Total Actuals 2021
TOTAL RECEIPTS		44,552,729,337	2,914,139,268	47,466,868,604	38,428,719,016	926,563,769	39,355,282,785
TOTAL REVENUES & GRANTS		29,017,967,405	4,513,797	29,022,481,202	21,769,049,426		21,769,049,426
TOTAL REVENUES ¹		27,980,788,856		27,980,788,856	20,737,355,480		20,737,355,480
Tax Revenues	11	19,387,429,218		19,387,429,218	14,588,875,237		14,588,875,237
Non-Tax Revenues	12	8,565,429,577		8,565,429,577	6,122,416,746		6,122,416,746
Capital Receipts	13	17,793,071		17,793,071	14,837,489		14,837,489
Other Revenues	14	10,136,990		10,136,990	11,226,007		11,226,007
External Assistance - Cash Grants	15	1,037,178,550	4,513,797	1,041,692,346	1,031,693,947		1,031,693,947
TOTAL BORROWING INFLOWS		12,480,605,356	2,909,625,471	15,390,230,827	14,135,722,613	926,563,769	15,062,286,382
External Assistance - Borrowings	16	1,999,252,882	2,909,625,471	4,908,878,353	8,103,379,242	926,563,769	9,029,943,010
Domestic Borrowing	17	10,481,352,474		10,481,352,474	6,032,343,371		6,032,343,371
Other Inflows		3,054,156,575		3,054,156,575	2,523,946,977		2,523,946,977
Lending Repayments - Domestic	18	498,113,606		498,113,606	1,160,510		1,160,510
Refundable Deposits - Receipts	19	2,556,042,970		2,556,042,970	2,522,786,467		2,522,786,467
TOTAL OUTFLOW		42,744,895,698	2,914,139,268	45,659,034,966	38,461,326,156	926,563,769	39,387,889,925
TOTAL RECURRENT EXPENDITURE		26,351,159,916	50,600,325	26,401,760,241	22,509,607,204	8,095,746	22,517,702,950
Salaries and Wages	20	11,143,687,231		11,143,687,231	10,331,276,284		10,331,276,284
Admin. & Operative Expenses	21	4,893,574,089	49,773,753	4,943,347,842	5,470,822,200	8,095,746	5,478,917,946
Interest Payments	22	3,444,175,286		3,444,175,286	2,104,465,539		2,104,465,539
Social Assistance	23	6,824,570,887	826,572	6,825,397,459	4,373,284,551		4,373,284,551
Other Expenditure	24	45,152,422		45,152,422	229,758,631		229,758,631
TOTAL CAPITAL EXPENDITURE		9,002,339,391	2,863,538,943	11,865,878,334	7,729,438,152	918,468,023	8,647,906,175
Fixed Assets	25	517,353,681		517,353,681	587,690,619		587,690,619
Work In Progress	26	5,786,637,571	2,863,538,943	8,650,176,514	4,507,145,910	918,468,023	5,425,613,933
Other Capital Expenditure	27	2,698,348,139		2,698,348,139	2,634,601,623		2,634,601,623
TOTAL BORROWING OUTFLOWS		2,693,087,835		2,693,087,835	4,047,785,802		4,047,785,802
Repayment of Foreign Loans	28	2,362,718,678		2,362,718,678	3,847,803,499		3,847,803,499
Repayment of Domestic Debt	29	330,369,157		330,369,157	199,982,303		199,982,303
Other Outflows		3,062,844,375		3,062,844,375	2,786,208,465		2,786,208,465
Lendings - Domestic	30	748,287,725		748,287,725	207,802,000		207,802,000
Refundable Deposits - Payments		2,314,556,650		2,314,556,650	2,578,406,465		2,578,406,465
Refundable Deposits	31	2,285,089,095		2,285,089,095	2,554,582,880		2,554,582,880
Special Services	32	29,467,555		29,467,555	23,823,585		23,823,585
GRANTS TO LOCAL COUNCILS	33	1,635,464,180		1,635,464,180	1,388,286,532		1,388,286,532

The Consolidated Financial Statements of the Government of the Maldives have been approved on 21st February 2024 by:



Mohamed Shafeeq

Minister of Finance



GOVERNMENT OF MALDIVES
CONSOLIDATED FINANCIAL STATEMENTS

Statement of Comparison of Budget and Actual

For the Year Ended 31st December 2022

Description	Note	Approved Budget 2022	Revised 2022	Actuals 2022	Variance [Approved vs Actuals]
TOTAL REVENUE & GRANTS		24,279,891,632		29,034,419,540	(4,754,527,908)
TOTAL REVENUE		21,368,090,112		28,546,498,045	(7,178,407,933)
Revenue - Government Departments	34	20,838,241,252		27,534,738,947	(6,696,497,695)
Revenue - Trust Funds	35	948,259,796		1,178,161,826	(229,902,030)
(-) Subsidiary Loan Repayments		(418,410,936)		(166,402,728)	(252,008,208)
TOTAL GRANTS		2,911,801,520		487,921,495	2,423,880,025
Foreign Grants & Donations (in Cash)	36	2,313,108,000		101,035,240	2,212,072,760
Foreign Project Grants	37	598,693,520		386,886,255	211,807,265
TOTAL EXPENDITURE		39,949,685,460	40,418,943,761	40,059,919,375	(110,233,915)
TOTAL BUDGET		42,847,161,850	43,187,356,496	42,828,320,054	18,841,796
Budget Total - Government Departments	38	37,705,537,613	38,622,610,067	38,263,573,626	(558,036,013)
Expenditure from Trust funds	39	591,509,659	1,116,406,839	1,116,406,839	(524,897,180)
Expenditure from Grants & Donations (in Cash)	40	23,954,393	93,661,872	93,661,872	(69,707,479)
Grants to Capital Projects - Foreign Sources	41	603,453,382	400,318,148	400,318,148	203,135,234
Loans to Capital Projects - Foreign Sources	42	3,889,844,736	2,921,497,503	2,921,497,503	968,347,233
Contribution to Political parties		32,862,067	32,862,067	32,862,067	
LOAN REPAYMENTS AND TRANSFERS		(2,897,476,390)	(2,768,412,734)	(2,768,400,679)	(129,075,711)
(-) Loan Repayment - Domestic Loans	43	(370,639,700)	(330,369,157)	(330,369,157)	(40,270,543)
(-) Loan Repayment - Foreign Loans	44	(2,491,104,000)	(2,362,730,734)	(2,362,718,678)	(128,385,322)
(-) Contribution to International Financial Institutions		(35,732,690)	(75,312,843)	(75,312,843)	39,580,153
BUDGET BALANCE					
Total Revenue & Grants		24,279,891,632		29,034,419,540	(4,754,527,908)
Total Expenditure		39,949,685,460	40,418,943,761	40,059,919,375	(110,233,915)
OVERALL BALANCE (DEFICIT) / SURPLUS		(15,669,793,828)	(40,418,943,761)	(11,025,499,835)	(4,644,293,993)
PRIMARY BALANCE (DEFICIT) / SURPLUS		(12,754,569,966)	(36,966,434,911)	(7,573,077,588)	(5,181,492,378)
Overall Balance (Deficit) / Surplus		(15,669,793,828)	(40,418,943,761)	(11,025,499,835)	(4,644,293,993)
Interest on Loan repayment		2,915,223,862	3,452,508,851	3,452,422,247	(537,198,385)
TOTAL FINANCING		15,669,793,828	(2,768,412,734)	17,228,917,208	2,366,059,255
FOREIGN FINANCING		6,024,740,736	(2,362,730,734)	2,546,159,675	3,461,192,970
Foreign Loans	45	3,889,844,736		2,951,573,393	869,664,452
Budget Support	46	771,000,000			822,218,800
Sukuk / Bond	47	3,855,000,000			3,855,000,000
Foreign Loans - Other	48			1,957,304,960	(1,957,304,960)
(-) Loan Repayment - Foreign Loans	44	(2,491,104,000)	(2,362,730,734)	(2,362,718,678)	(128,385,322)
DOMESTIC FINANCING		9,645,053,092	(405,682,001)	14,682,757,532	(1,095,133,714)
Treasury Bills, Bonds and other Instruments	49	10,402,215,318		10,481,352,474	(79,137,156)
Re-inbursement of subsidiary loans		418,410,936		166,402,728	252,008,208
Public Bank Overdraft				3,942,570,726	
Lendings Repayments - Domestic	50			498,113,606	(498,113,606)
(-) Contribution to International Financial Institutions		(35,732,690)	(75,312,843)	(75,312,843)	39,580,153
(-) Loan Repayment - Domestic Loans	43	(370,639,700)	(330,369,157)	(330,369,157)	(40,270,543)
(-) Transfer to Sovereign Development Fund		(769,200,772)			(769,200,772)



Government of Maldives

Consolidated Financial Statement

Accounting Policies and Notes to the Financial Statements

1. General Information about the Government of Maldives

The Government of Maldives has its seat in its capital Male’.

Principal activities of the government include providing services to the general public, promoting welfare and enforcing law to establish justice. In addition to this, making the country and community a safe place, improving the economy, developing health, education and transport sector and empowering women are also some of the other main activities of the government.

The activities carried out by the Government of Maldives are governed by the relevant legislations of the Maldives.

2. Accounting Policies

The financial statements have been prepared in accordance with the Law on Public Finances. The Public Finance Regulation, determines that the State financial statements shall be prepared in compliance with the International Public Sector Accounting Standard; Financial Reporting under the Cash Basis of Accounting (“Cash-basis IPSAS”).

The financial statements are prepared, in all material respects, in line with the Cash-basis IPSAS as adopted by the Government of Maldives, except the that the opening and closing cash balances have not been included in the Statement of Receipts and Payments.

The notes to the financial statements are an integral part to understanding the statements and shall be read in conjunction with the statements.

2.1. Reporting Entity

The scope of consolidation of the consolidated financial statements of the Government of Maldives includes the State; the accountable government agencies and its controlled entities (government agencies, also known as state agencies).

Consolidation disclosures of significant controlled entities are provided in note 3.

2.2. Public Funds

The financial statements include the Public Funds in accordance with the Law on Public Finances.

- Consolidated Revenue Fund
- Loans and Capital Works Fund
- Trust Fund
- Advance Fund



Government of Maldives

Consolidated Financial Statement

2.3. Reporting Period

The period covered for the Statement of Receipts & Payments and Statement of Comparison of Budget and Actual is from 1st January 2022 to 31st December 2022. In addition to this period, it also includes all the transactions processed (posted) in the next 30 working days of the following financial year. Those transactions are posted in the Public Accounting System: SAP, as transactions of 31 December every year.

2.4. Authorization Date

State Consolidated Financial Statements for the fiscal year 2022 was authorized for issue on 30th March 2023 by Minister of Finance.

2.5. Basis of Preparation

The State Consolidated Cash Receipts and Payments Statement and the Statement of Comparison of Budget and Actual Amounts are prepared in accordance with IPSAS Cash Basis and budgetary basis, which is explained in note 2.10 below.

The information on assets and liabilities, which are reported in the notes to the financial statements, is prepared in accordance with accrual accounting policies explained in note 2.11.

2.6. Reporting Currency

The State Consolidated Financial Statements are presented in Maldivian Rufiyaa (MVR).

2.7. Inter-Agency Transactions

Inter-agency transactions have been eliminated in consolidation.

2.8. External Assistance

External assistance is received from bilateral agencies, multilateral agencies, financial institutions and NGOs. In respect of payments that benefit government but are disbursed by donors to third parties, the funds are recorded upon receipt of notification that the disbursement has been made.

External assistance represents the amounts received in the form of loans and grants from donor agencies, under agreements specifying the purposes for which the assistance will be utilized.

2.8.1. Third Party Payments

Goods and services purchased on government's behalf as a result of cash payments made by third parties during the period by way of loans and grants are included in the financial statements as third-party payments.



Government of Maldives

Consolidated Financial Statement

2.8.2. Committed Undisbursed Balance

Undrawn external assistance loans and grants at reporting date are the amounts specified in a binding agreement which relate to funding for projects currently under development, where conditions have been satisfied, and their on-going satisfaction is highly likely, and the project is anticipated to continue to completion, but no withdrawals have been made from such loans or grants yet.

2.8.3. Aid in Kind

Aid in-kind, from local and foreign parties, are disclosed in notes to the financial statements at fair value as at the date of acquisition.

2.9. Translation of Foreign Currencies

Payments and receipts denominated in foreign currencies are translated into MVR at the rates of exchange ruling at the transaction date. Cash and cash equivalents at the reporting date (31 December 2022) are translated at the closing rate of the year.

2.10. Budget and Comparison of Budget and Actual Amounts

2.10.1. Approval of the budget

The original budget for year 2022 was approved by the People's Majlis on 24 November 2021.

2.10.2. Period of the Budget

The approved budget is for the year ended December 31, 2022. However, The Statement of Comparison of Budget and Actual Amounts also includes all the transactions processed (posted to SAP) in the 30 working days' period after the end of the financial year in which payments were made from 2022 budget.

2.10.3. Entities included in the Budget

The budget deals only with the state and government agencies. The budget includes all government agencies. It includes the State; the accountable government agencies and its controlled entities. The entities included in the budget are:

1. President's Office
2. People's Majlis
3. Judicial Service Commission
4. Department of Judicial Administration
5. Elections Commission
6. Civil Service Commission



Government of Maldives

Consolidated Financial Statement

7. Human Rights Commission
8. Anti-Corruption Commission
9. Auditor General's Office
10. Prosecutor General's Office
11. Maldives Inland Revenue Authority
12. Employment Tribunal
13. Maldives Media Council
14. Maldives Broadcasting Commission
15. Tax Appeal Tribunal
16. Local Government Authority
17. Information Commissioner's Office
18. National Integrity Commission
19. Public Service Media
20. Ministry of Finance
21. Ministry of Defense
22. Ministry of Home Affairs
23. Ministry of Education
24. Maldives Islamic University
25. Maldives National University
26. Ministry of Foreign Affairs
27. Ministry of Health
28. Ministry of Economic Development
29. Ministry of Tourism
30. Ministry of Youth, Sports and Community Empowerment
31. Ministry of National Planning and Infrastructure
32. Ministry of Fisheries, Marine Resources and Agriculture
33. Ministry of Islamic Affairs



Government of Maldives

Consolidated Financial Statement

34. Ministry of Environment, Climate Change and Technology
35. Attorney General's Office
36. Ministry Of Gender, Family and Social Services
37. Special Budget
38. Pension Budget
39. Maldives Police Services
40. Maldives Customs Services
41. National Social Protection Agency
42. Male' Group of Hospitals
43. Councils
44. Family Protection Authority
45. Maldives National Defense Force
46. Maldives Correctional Services
47. Maldives Immigration
48. Ministry of Higher Education
49. Ministry of Transport and Civil Aviation
50. Ministry of Arts, Culture and Heritage
51. National Disaster Management Authority
52. Maldives International Arbitration Centre
53. Aviation Security Command
54. Children's Ombudsperson's Office
55. Kulhudhuffushi Regional Hospital
56. Addu Equatorial Hospital
57. Ombudsperson's Office for Transitional Justice
58. Gan Regional Hospital
59. Hulhumale Hospital
60. Ungoofaaru Regional Hospital



Government of Maldives

Consolidated Financial Statement

61. Abdul Samad Memorial Hospital

MOF special budget and Pension Budget expenses are also included in the GoM Budget.

2.10.4. Budgetary Basis

The budget basis is a modified cash basis in accordance with public finance act and public finance regulation and is broadly aligned with Government Finance Statistics (GFS) 2014.

2.10.5. Original and Final Approved budget and comparison of Actual and Budget amounts

The budget is prepared on the same accounting basis (Cash Basis), same classification basis, and for the same period as for the financial statements; from 1st January 2022 to 31st December 2022. It encompasses the same entities as the consolidated financial statement – these are identified in note 2.10.3 above.

The original budget was approved by the parliament on 24 November 2021 and a supplemental appropriation of MVR5,847,881,300 was approved by the parliament on 28 November 2022. The original budget included a contingency provision to be applied to meet the urgent expenditures which were not foreseen at the time the budget was prepared.

2.11. Accounting Policies related to Assets and Liabilities

Additional information on assets and liabilities is reported in the notes to the financial statements in accordance with the Law on Public Finances and encouraged additional disclosure requirements under IPSAS Cash Basis.

2.11.1. Statement of Assets as at 31 December 2022

This statement includes some*, but not all, assets held by the State which comprises of assets that are inventories which is considered as an expenditure in the financial statement.

The statement includes accounts receivable, property, plant and equipment, investments in state-owned enterprises and cash and cash equivalents.

* The Government commenced the process of physical verification of the Property, Plant and equipment, Legacy asset records and Accounts receivables integration work, to ensure proper data and valuation records in the financial statements. Verified up to date records are reported in the financial statement as encourages additional disclosures under IPSAS Cash Basis.

2.11.1.1. Property, Plant and Equipment

Property, plant and equipment are valued at historical cost less accumulated depreciation. Payments for property, plant and equipment are treated as capital expenditure in the Statement of Receipt and Payments.

Transactions of fixed asset recorded outside public accounting system are currently recorded in the Neelan portal; legacy assets. These records are not recorded in SAP due to system



Government of Maldives

Consolidated Financial Statement

configuration. Records of legacy assets are disclosed separately under Property Plant and equipment.

Furthermore, settlement of capital work in progress in the public accounting system; SAP was started on year 2022, thus projects opened starting from year 2021 was being settled in the public accounting system. Prior year capital projects have not been settled in the system. These are reported under Work in progress as at year ended 31st December 2022.

2.11.1.2. Investments

Investments in the financial statements consist of mainly investments in state-owned enterprises. Additionally, investment figure also includes amount invested from Sovereign Development Fund. Investments are valued at historical cost without impairment.

Investments amount is stated based on information from the public accounting system as well as the information provided from outside the public accounting system.

2.11.1.3. Cash and Cash Equivalents

Cash and cash equivalents comprise of cash on hand, balance of public bank account and other government accounts at Maldives Monetary Authority and balance of government accounts at Bank of Maldives. Amounts used as balances of accounts in Bank of Maldives is based on the information received from the bank and government agencies as at 31 December 2022. Cash on hand amount is based on cash released to agencies via public accounting system's "cash journal" and outside the public accounting system as cash on hand.

Comparative figures of cash and cash equivalent; 2021 has been restated to correct the error in government account balances at Maldives Monetary Authority

2.11.1.4. Accounts Receivables

Accounts receivables are valued at historical cost. This includes tax receivables, Non-tax receivables, dividends receivables and subsidiary loans receivables. As the government records are on IPSAS cash basis, receivable records are maintained outside the Public Accounting System except dividend receivables. Dividend receivables are being recorded in the Public Accounting System; SAP.

The Government has commenced Accounts receivables integration work, to ensure proper data and values are recorded in the financial statements.

2.11.2. Statement of Liabilities as at 31st December 2022

This statement includes the financial liabilities of the Government, such as accounts payable, refundable deposits, trust fund payables, the State's borrowings (short and long term), interest payables and accrued pension liabilities. Accounts payable, refundable deposits and trust fund



Government of Maldives

Consolidated Financial Statement

payables are reported from Public Accounting System. All other records are maintained outside the Public Accounting System.

2.11.2.1. Accounts Payables

Accounts payable are valued at historical cost. Where invoices submitted on or before 31st December 2022 is recorded as accounts payable.

Invoices received after the year end; 31st December 2022 for good and services received on or before 31st December 2022 is recorded as an accounts payable in the current year; 2023.

2.11.2.2. Borrowings

Government debts include domestic & foreign borrowings.

2.11.2.3. Contingent Liabilities

Generally, all guarantees that have been issued to individuals and state-owned enterprises are considered as contingent liabilities. These guarantees information are maintained in Ministry of Finance. All other contingent liabilities are based on the information available from government agencies, any case submitted for which the government must be responsible for are mentioned. Based on the information available from government agencies, if any guarantees against which a default has triggered are disclosed as a note in these financial statements.

3. Significant Government Controlled Entities

Below are the significant government-controlled agencies.

1. President's Office
2. People's Majlis
3. Judicial Service Commission
4. Department of Judicial Administration
5. Elections Commission
6. Civil Service Commission
7. Human Rights Commission
8. Anti-Corruption Commission
9. Auditor General's Office
10. Prosecutor General's Office
11. Maldives Inland Revenue Authority



Government of Maldives

Consolidated Financial Statement

12. Employment Tribunal
13. Maldives Media Council
14. Maldives Broadcasting Commission
15. Tax Appeal Tribunal
16. Local Government Authority
17. Information Commissioner's Office
18. National Integrity Commission
19. Public Service Media
20. Ministry of Finance
21. Ministry of Defense
22. Ministry of Home Affairs
23. Ministry of Education
24. Maldives Islamic University
25. Maldives National University
26. Ministry of Foreign Affairs
27. Ministry of Health
28. Ministry of Economic Development
29. Ministry of Tourism
30. Ministry of Youth, Sports and Community Empowerment
31. Ministry of National Planning and Infrastructure
32. Ministry of Fisheries, Marine Resources and Agriculture
33. Ministry of Islamic Affairs
34. Ministry of Environment, Climate Change and Technology
35. Attorney General's Office
36. Ministry Of Gender, Family and Social Services
37. Special Budget
38. Pension Budget



Government of Maldives
Consolidated Financial Statement

39. Maldives Police Services
40. Maldives Customs Services
41. National Social Protection Agency
42. Male' Group of Hospitals
43. Councils
44. Family Protection Authority
45. Maldives National Defense Force
46. Maldives Correctional Services
47. Maldives Immigration
48. Ministry of Higher Education
49. Ministry of Transport and Civil Aviation
50. Ministry of Arts, Culture and Heritage
51. National Disaster Management Authority
52. Maldives International Arbitration Centre
53. Aviation Security Command
54. Children's Ombudsperson's Office
55. Kulhudhuffushi Regional Hospital
56. Addu Equatorial Hospital
57. Ombudsperson's Office for Transitional Justice
58. Gan Regional Hospital
59. Hulhumale Hospital
60. Ungoofaaruu Regional Hospital
61. Abdul Samad Memorial Hospital



Government of Maldives

Consolidated Financial Statement

4. Committed Undisbursed Balance

Details	31 December 2022 (MVR)	31 December 2021 (MVR)
Islamic Development Bank	595,077,929.40	238,273,399.40
Asian Development Bank	704,979,640.80	1,394,889,857.00
ABN Amro Bank N.V.	1,665,243,500.00	
Abu Dhabi Fund for Development	847,532,980.30	
Asian Infrastructure Investment Bank	927,333,077.00	
European Investment Bank	891,997,321.30	
Export-Import Bank of India	19,114,863,786.50	
International Development Association	752,092,382.20	
Intr. Fund for Agricultural Development	44,121,000.00	
Kuwait Fund for Arab Econ. Development	1,229,192,428.40	
Saudi Fund for Development	2,139,159,372.20	
The OPEC Fund for International Develop.	1,074,031,246.10	
Regional Development Bank		6,182,044,890.70
Commercial Financial Institution		19,887,692,766.00
Foreign Governments		-
Committed Undisbursed Balance	29,985,624,664.20	27,702,900,913.10

5. Breach of Agreement

Details	31 December 2022 (MVR)	31 December 2021 (MVR)
International Development Association	7,902,040.10	
Islamic Development Bank		82,061,058.60
Regional Development Bank		51,004.90
Asian Development Bank		82,112,063.50
Total	7,902,040.10	82,061,058.60



Government of Maldives

Consolidated Financial Statement

6. Reconciliation

This note presents a reconciliation of actual amounts on a comparable basis to the budget and actual amounts in the financial statements.

There is no entity difference. Hence, Budget and Statement of Receipts and Payments are prepared on cash basis for the general government sector. The total payment of Statement of Receipt and Payment include payments such as refundable deposits, capital held in multilateral institutions and repayment of loans. However, the Statement of Comparison of Budget and Actual is prepared excluding these payments. Therefore, there is a basis difference.

A reconciliation between the actual amounts in the comparison of budget and actual amounts and the amounts of receipts and payments reported in the consolidated cash receipts and payments statement for the year ended 31st December 2022 is presented below.

Details	Total Expenditures (MVR)
Total expenditure in the Statement of Comparison of Budget and Actual	40,059,919,375
Basis differences	5,599,115,591
Total payments in the Statement of Receipts and Payments	45,659,034,966

7. Comparison of Approved Budget and Actual Amounts

Explanation of material differences between actual amounts and the approved budget is given below.

The total Revenue and Grants approved for 2022 was MVR 24.28 billion, however the actual amount received as Revenue and Grants MVR 29.03 billion in 2022. This is an increase of MVR 4.75 billion than estimated.

Also, the Approved Budget for the year 2022 was MVR 42.85 billion, whilst the actual spending for the year was MVR 42.83 billion, which was a negative variance of MVR 0.02 billion less than approved budget.

The estimated Overall Deficit for 2022 was MVR 15.67 billion. However, the actual Overall Deficit for the year was MVR 11.03 billion by the end of 2022 which is MVR 4.64 billion less than the estimated deficit, indicating an improved financial performance than estimated.

8. Sovereign Development Fund

As the country undergoes an infrastructure scale up financed primarily via debt, it is important to ensure that the burden of servicing this debt does not pose an undue burden on future generations. To ensure this intergenerational equity, it is important for current generations to generate savings to service the debt in the future. It is for this purpose that in August 2016 the government has decided to establish the Sovereign Development Fund (SDF), to serve as a



Government of Maldives

Consolidated Financial Statement

fiscal reserve to service debt in the future. The SDF has been established on 2017 and deposits are now being made into the Fund. The custodian of the fund is Maldives Monetary Authority. The SDF will ensure intergenerational equity in debt servicing and boost the confidence of investors.

9. Dividends

Dividend income is recognized in the public accounting system upon receipts of dividend. Dividend receivables are being recorded in SAP upon dividend declaration from State Owned Enterprises.

Dividend receipts and receivables are recorded in the Public Accounting System. Dividend payments and set off from SOEs are determined by a policy of the PCB.

10. Other reporting notes

10.1 Accountable Government Agencies

There was no change in Accountable Government Agencies during the year 2022

11 Restatement due prior adjustment

The amount reported as investments in state-owned enterprises in CFS 2021 was MVR 11,229,414,421.97. However, during the current financial statement, it was identified that the actual investments in state-owned enterprises sum up to MVR 20,607,702,926. This difference is due to certain contributions that were not recorded under investments in state-owned enterprises in PAS.



Government of Maldives

Consolidated Financial Statement

Notes to Statement of Receipt and Payment

Description	Note	2022			2021		
		Government	Tird Party	Total	Government	Third Party	Total
Tax Revenues	11	19,387,429,218		19,387,429,218	14,588,875,237		14,588,875,237
Import Duties		3,495,741,164		3,495,741,164	2,833,715,511		2,833,715,511
Business and Property Tax		4,209,264,778		4,209,264,778	2,748,763,850		2,748,763,850
Goods and Services Tax		9,743,370,854		9,743,370,854	7,649,962,120		7,649,962,120
Royalties		135,484,996		135,484,996	79,243,130		79,243,130
Other Taxes and Duties		1,803,567,426		1,803,567,426	1,277,190,626		1,277,190,626
Non-Tax Revenues	12	8,565,429,577		8,565,429,577	6,122,416,746		6,122,416,746
Fees and Charges		3,561,795,620		3,561,795,620	1,338,115,633		1,338,115,633
Registration and Licence Fees		764,562,434		764,562,434	697,938,023		697,938,023
Proceeds from Sales		55,271,364		55,271,364	25,260,197		25,260,197
Property Income		2,212,841,065		2,212,841,065	2,246,820,827		2,246,820,827
Fines and Penalties		253,765,393		253,765,393	378,650,833		378,650,833
Interest, Profit and Dividends		1,343,785,412		1,343,785,412	1,117,093,531		1,117,093,531
Miscellaneous Non-Tax Revenues		373,408,288		373,408,288	318,537,702		318,537,702
Capital Receipts	13	17,793,071		17,793,071	14,837,489		14,837,489
Proceeds from Sale of Assets		17,793,071		17,793,071	14,837,489		14,837,489
Other Revenues	14	10,136,990		10,136,990	11,226,007		11,226,007
Gains		10,136,990		10,136,990	11,226,007		11,226,007
External Assistance - Cash Grants	15	1,037,178,550	4,513,797	1,041,692,346	1,031,693,947		1,031,693,947
Cash Grants		602,708,767		602,708,767	123,617,227		123,617,227
In-Kind Grants		70,456,962		70,456,962	109,744,313		109,744,313
Capital Project Grants		363,302,671	4,513,797	367,816,467	798,332,407		798,332,407
Other Grants		710,150		710,150			
External Assistance - Borrowings	16	1,999,252,882	2,909,625,471	4,908,878,353	8,103,379,242	926,563,769	9,029,943,010
LT Borrowings - Foreign		1,999,252,882	2,909,625,471	4,908,878,353	8,103,379,242	926,563,769	9,029,943,010
Domestic Borrowing	17	10,481,352,474		10,481,352,474	6,032,343,371		6,032,343,371
ST Borrowings - Domestic		5,606,867,522		5,606,867,522	5,156,480,871		5,156,480,871
LT Borrowings - Other Domestic		4,874,484,952		4,874,484,952	875,862,500		875,862,500
Other Inflows		3,054,156,575		3,054,156,575	2,523,946,977		2,523,946,977
Lending Repayments - Domestic	18	498,113,606		498,113,606	1,160,510		1,160,510
Refundable Deposits	19	2,521,243,911		2,521,243,911	2,517,553,681		2,517,553,681
Special Services	19	34,799,058		34,799,058	5,232,786		5,232,786
Salaries and Wages	20	11,143,687,231		11,143,687,231	10,331,276,284		10,331,276,284
Salaries and Wages		4,936,365,490		4,936,365,490	4,625,482,853		4,625,482,853
Allowances to Employees		4,447,102,922		4,447,102,922	4,055,940,064		4,055,940,064
Pensions, Ret. Benefit & Grat.		1,760,218,819		1,760,218,819	1,649,853,366		1,649,853,366
Admin. & Operative Expenses	21	4,893,574,089	49,773,753	4,943,347,842	5,470,822,200	8,095,746	5,478,917,946
Travelling Expenses		243,719,209	40,645	243,759,854	181,783,609		181,783,609
Administrative Supplies		665,711,658		665,711,658	680,305,613		680,305,613
Administrative Services		2,209,707,405	2,816,472	2,212,523,877	2,200,659,610	1,085,257	2,201,744,867
Operational Consumables		1,123,614,915	46,086,528	1,169,701,443	1,530,673,029	7,010,489	1,537,683,518
Training Expenses		355,759,490	830,109	356,589,599	567,193,527		567,193,527
Repairs and Maintenance		295,061,411		295,061,411	310,206,812		310,206,812
Interest Payments	22	3,444,175,286		3,444,175,286	2,104,465,539		2,104,465,539
Social Assistance	23	6,824,570,887	826,572	6,825,397,459	4,373,284,551		4,373,284,551
Other Expenditure	24	45,152,422		45,152,422	229,758,631		229,758,631
Losses		45,152,422		45,152,422	229,758,631		229,758,631
Fixed Assets	25	517,353,681		517,353,681	587,690,619		587,690,619
Land & Buildings					25,110,787		25,110,787
Furniture, Machinery & Equip.		393,588,834		393,588,834	486,207,922		486,207,922
Vehicles		123,764,848		123,764,848	76,371,910		76,371,910
Work In Progress	26	5,786,637,571	2,863,538,943	8,650,176,514	4,507,145,910	918,468,023	5,425,613,933
Constr., Renov. & Improvement		116,103,766		116,103,766	352,853,638		352,853,638
Proj Land & Bld.Contracts		2,225,894,261		2,225,894,261	1,403,859,109	47,536,840	1,451,395,949
Proj Infra Const.Contracts		3,514,082,987	2,863,538,943	6,377,621,930	3,029,243,955	870,931,183	3,900,175,138
Proj Minor Recu.Acquisit.		41,950,012		41,950,012	94,002,408		94,002,408
Proj Vehicle Aquisition		4,660,427		4,660,427	4,823,458		4,823,458
Project Cost-Settlem		(116,053,882)		(116,053,882)	(377,636,658)		(377,636,658)
Other Capital Expenditure	27	2,698,348,139		2,698,348,139	2,634,601,623		2,634,601,623
Cap. Outlays-PAS Transition		90,107,549		90,107,549	75,398,179		75,398,179
Investment in Plc Enterprises		1,833,491,487		1,833,491,487	2,510,856,630		2,510,856,630
Short Term Lending & Investments		699,436,259		699,436,259	(189,560,234)		(189,560,234)
Other Investments		75,312,843		75,312,843	237,907,048		237,907,048
Repayment of Foreign Loans	28	2,362,718,678		2,362,718,678	3,847,803,499		3,847,803,499
LT Borrowings - Foreign		2,362,718,678		2,362,718,678	3,847,803,499		3,847,803,499
Repayment of Domestic Debt	29	330,369,157		330,369,157	199,982,303		199,982,303
LT Borrowings - Domestic		330,369,157		330,369,157	199,982,303		199,982,303
Other Outflows		3,062,844,375		3,062,844,375	2,786,208,465		2,786,208,465
Lendings - Domestic	30	748,287,725		748,287,725	207,802,000		207,802,000
Refundable Deposits	31	2,285,089,095		2,285,089,095	2,554,582,880		2,554,582,880
Special Services	32	29,467,555		29,467,555	23,823,585		23,823,585
GRANTS TO LOCAL COUNCIL	33	1,635,464,180		1,635,464,180	1,388,286,532		1,388,286,532



Government of Maldives

Consolidated Financial Statement

Notes to statement of Comparison of Budget and Actuals

Description	Note	Approved Budget 2022	Revised 2022	Actuals 2022	Variance [Approved vs Actuals]
Revenue - Government Departments	34	20,838,241,252		27,534,738,947	(6,696,497,695)
Tax Revenues		14,531,220,627		18,555,465,091	(4,024,244,464)
Non-Tax Revenues		6,293,895,207		8,388,385,195	(2,094,489,988)
Capital Receipts		13,125,418		17,792,137	(4,666,719)
Grants & Donations				562,959,534	(562,959,534)
Other Revenues				10,136,990	(10,136,990)
Revenue - Trust Funds	35	948,259,796		1,178,161,826	(229,902,030)
Tax Revenues		823,748,948		972,994,664	(149,245,716)
Non-Tax Revenues		124,510,848		202,553,950	(78,043,102)
Capital Receipts				934	(934)
Grants & Donations				2,612,277	(2,612,277)
Other Revenues				0	(0)
Foreign Grants & Donations (in Cash)	36	2,313,108,000		101,035,240	2,212,072,760
Grants & Donations		2,313,108,000		93,014,828	2,220,093,172
Other Revenues				8,020,413	(8,020,413)
Foreign Project Grants	37	598,693,520		386,886,255	211,807,265
Grants & Donations		598,693,520		383,105,708	215,587,812
Other Revenues				3,780,547	(3,780,547)
Budget Total - Government Departments		37,705,537,613	38,622,610,067	38,263,573,626	(558,036,013)
Recurrent Expenditure	38	27,780,457,144	27,701,266,564	27,567,759,132	212,698,012
Salaries, Wages & Pension		11,403,155,880	11,061,259,942	11,060,244,337	342,911,543
Admin. & Operative Expenses		5,295,158,989	4,870,471,285	4,726,060,914	569,098,075
Interest Payments		2,915,223,862	3,452,508,851	3,452,422,247	(537,198,385)
Social Assistance		8,062,701,813	8,284,152,081	8,284,061,115	(221,359,302)
Other Expenditure		104,216,600	32,874,405	44,970,519	59,246,081
Capital Expenditure		5,336,885,951	7,444,758,255	7,219,272,282	(1,882,386,331)
Fixed Assets		604,957,186	476,845,931	433,533,047	171,424,139
Work In Progress		2,672,963,942	5,125,326,808	4,943,892,549	(2,270,928,607)
Other Capital Expenditure		2,058,964,823	1,842,585,516	1,841,846,686	217,118,137
Loan Repayment and Transfers		3,288,194,518	3,476,554,267	3,476,542,212	(188,347,694)
Loan Repayment- Domestic		370,639,700	325,742,965	325,742,965	44,896,735
Loan Repayment - Foreign Loans		2,491,104,000	2,362,730,734	2,362,718,678	128,385,322
Contribution to International Financial Institutions		35,732,690	75,312,843	75,312,843	(39,580,153)
Other Outflows		390,718,128	712,767,725	712,767,725	(322,049,597)
Budget Provisions & Reservations		1,300,000,000	30,981		1,300,000,000
Expenditure from Trust funds	39	591,509,659	1,116,406,839	1,116,406,839	(524,897,180)
Recurrent Expenditure		111,350,349	177,014,255	177,014,255	(65,663,906)
Salaries, Wages & Pension		5,506,607	29,340,618	29,340,618	(23,834,011)
Admin. & Operative Expenses		33,179,242	54,496,383	54,496,383	(21,317,141)
Social Assistance		72,664,500	93,173,077	93,173,077	(20,508,577)
Other Expenditure			4,177	4,177	(4,177)
Capital Expenditure		430,159,310	899,246,391	899,246,391	(469,087,081)
Fixed Assets		15,560,616	3,850,903	3,850,903	11,709,713
Work In Progress		414,518,012	895,395,488	895,395,488	(480,877,476)
Other Capital Expenditure		80,682			80,682
Loan Repayment and Transfers		50,000,000	40,146,192	40,146,192	9,853,808
LT Loan Repayment- Domestic			4,626,192	4,626,192	(4,626,192)
Other Outflows - TF		50,000,000	35,520,000	35,520,000	14,480,000
Expenditure from Grants & Donations (in Cash)	40	23,954,393	93,661,872	93,661,872	(69,707,479)
Recurrent Expenditure		21,230,386	16,670,700	16,670,700	4,559,686
Salaries, Wages & Pension		8,691,869	8,316,292	8,316,292	375,577
Admin. & Operative Expenses		12,538,517	8,182,191	8,182,191	4,356,326
Social Assistance			172,217	172,217	(172,217)
Capital Expenditure		2,724,007	76,991,172	76,991,172	(74,267,165)
Fixed Assets		2,724,007	75,581,300	75,581,300	(72,857,293)
Work In Progress			1,409,871	1,409,871	(1,409,871)
Grants to Capital Projects - Foreign Sources		603,453,382	400,318,148	400,318,148	203,135,234
Recurrent Expenditure	41	26,086,383	240,148,666	240,148,666	(214,062,283)
Salaries, Wages & Pension		7,021,304	41,231,764	41,231,764	(34,210,460)
Admin. & Operative Expenses		19,065,079	141,907,966	141,907,966	(122,842,887)
Social Assistance			56,831,209	56,831,209	(56,831,209)
Other Expenditure			177,727	177,727	(177,727)
Capital Expenditure		577,366,999	160,169,482	160,169,482	417,197,517
Fixed Assets		14,892,644	4,388,432	4,388,432	10,504,212
Work In Progress		548,860,704	74,481,141	74,481,141	474,379,563
Other Capital Expenditure		13,613,651	81,299,909	81,299,909	(67,686,258)
Loans to Capital Projects - Foreign Sources		3,889,844,736	2,921,497,503	2,921,497,503	968,347,233



Government of Maldives

Consolidated Financial Statement

Recurrent Expenditure	42	172,568,256	56,600,331	56,600,331	115,967,925
Salaries, Wages & Pension		6,668,683	4,554,220	4,554,220	2,114,463
Admin. & Operative Expenses		165,899,573	51,196,757	51,196,757	114,702,816
Social Assistance			849,354	849,354	(849,354)
Capital Expenditure		3,717,276,480	2,864,897,172	2,864,897,172	852,379,308
Fixed Assets		18,528,035			18,528,035
Work In Progress		3,698,748,445	2,864,437,053	2,864,437,053	834,311,392
Other Capital Expenditure			460,119	460,119	(460,119)
Loan Repayment- Domestic Loans	43	(370,639,700)	(330,369,157)	(330,369,157)	(40,270,543)
LT Loan Repayment- Domestic		(370,639,700)	(330,369,157)	(330,369,157)	(40,270,543)
Loan Repayment - Foreign Loans	44	(2,491,104,000)	(2,362,730,734)	(2,362,718,678)	(128,385,322)
LT Loan Repayment - Foreign		(2,491,104,000)	(2,362,730,734)	(2,362,718,678)	(128,385,322)
Foreign Loans - Capital Projects	45	3,889,844,736		2,951,573,393	869,664,452
LT Borrowings - Foreign		3,889,844,736		2,951,573,393	869,664,452
Budget Support	46	771,000,000			822,218,800
LT Borrowings - Foreign		771,000,000			822,218,800
Sukuk / Bond	47	3,855,000,000			3,855,000,000
LT Borrowings - Foreign		3,855,000,000			3,855,000,000
Foreign Loans - Other	48			1,957,304,960	(1,957,304,960)
LT Borrowings - Foreign				1,957,304,960	(1,957,304,960)
Treasury Bills, Bonds and other Instruments	49	10,402,215,318		10,481,352,474	(79,137,156)
ST Borrowings - Domestic		10,402,215,318		5,606,867,522	4,795,347,796
LT Borrowings - Other Domestic				4,874,484,952	(4,874,484,952)
Lendings Repayments - Domestic	50			498,113,606	(498,113,606)
Lendings Repayments - Domestic				498,113,606	(498,113,606)



Government of Maldives

Consolidated Financial Statement

Expenditure of Capital Projects

For the Period Jan - Dec 2022

All values are in MVR

	Business Area	Project Code	Project Name	Approved Budget 2022	Actuals 2022
1008	Maldives Customs Service	P-CUS001-001	Const. of Customs Office Building - N.Ma	1,417,500.00	-
1008	Maldives Customs Service	P-MCS001-009	Customs South Region Head Office	7,867,774.00	6,156,681.14
		Total		9,285,274.00	6,156,681.14
1012	Ministry of Defense	P-MOD012-100	Implementing Chemical Management System	-	16,947.39
1012	Ministry of Defense	P-NSC006-001	Estab. Of Joint Inter Agency Operation C	200,000.00	-
1012	Ministry of Defense	P-OFF003-002	Const. Of Min. of Defense New Building	-	15,445,566.67
		Total		200,000.00	15,462,514.06
1013	Maldives Ntnl Defence Force	P-HBR099-001	Upgrade of Harbour - K.Girifushi	7,447,977.00	12,138,867.50
1013	Maldives Ntnl Defence Force	P-HOU016-001	MNDF Accomodation building - M.Muli	450,000.00	-
1013	Maldives Ntnl Defence Force	P-MNDF03-013	Lh.Mafilaafushi Composite	2,356,046.00	3,299,880.00
1013	Maldives Ntnl Defence Force	P-MOD010-001	Construction of 2 Storey Fire Building -	454,105.00	-
1013	Maldives Ntnl Defence Force	P-NSC001-001	Radar System Projects	446,097.00	-
1013	Maldives Ntnl Defence Force	P-NSC002-001	KK Auditorium	-	12,794.20
1013	Maldives Ntnl Defence Force	P-NSC003-001	Fire Station Vehicle Garage Extension -	715,149.00	-
1013	Maldives Ntnl Defence Force	P-NSC004-001	Fire Station Vehicle Garage Extension -	80,802.00	-
1013	Maldives Ntnl Defence Force	P-NSC006-002	Devel. Of Joint Inter Agency Operation C	1,000,000.00	-
1013	Maldives Ntnl Defence Force	P-OFF003-001	Construction Of Ministry of Defense	14,279,586.00	-
		Total		27,229,762.00	15,451,541.70
1014	National Disaster Mgmnt Centre	P-OTH003-001	Estab. of State of Art Regional Emergenc	200,000.00	-
1014	National Disaster Mgmnt Centre	P-OTH011-001	Estab. of Reg. Emergency Oper.	200,000.00	47,700.00
1014	National Disaster Mgmnt Centre	P-OTH012-001	Estab. of Reg. Emergency Oper.	200,000.00	-
1014	National Disaster Mgmnt Centre	P-OTH013-001	Estab. of Reg. Emergency Oper.	200,000.00	-
		Total		800,000.00	47,700.00
1016	Min. of Home Affairs	P-PEN001-001	Establishment of high security wing - Ma	1,399,999.00	1,699,999.05
1016	Min. of Home Affairs	P-PEN001-005	High security 50 Units estab. - K.Maafus	-	10,543,748.46
1016	Min. of Home Affairs	P-PEN001-006	High security 20 Units estab. - K.Maafus	-	3,175,022.18
1016	Min. of Home Affairs	P-PEN004-001	Estab. Of Juvenile Justice Unit - L.Fona	967,500.00	-
1016	Min. of Home Affairs	P-PEN011-002	Reloc. of Male Jail & Upgr. of Hulhumale	1,500,000.00	82,124.13
1016	Min. of Home Affairs	P-PEN012-001	Estab. Of Correction Facility - HDh.Neyk	10,000,000.00	5,308,751.67
1016	Min. of Home Affairs	P-PEN013-001	Const. Of Juvenile Justice Unit - HA.Hoa	967,500.00	921,013.67
1016	Min. of Home Affairs	P-SOC050-001	Const. Of Child Residential Centre -	2,459,108.00	8,510,783.24
		Total		17,294,107.00	30,241,442.40



Government of Maldives

Consolidated Financial Statement

1025	Maldives Correctional Service	P-DPRS01-007	Estab. Of Perimeter Security Wall - Maaf	95,130.00	171,717.62
1025	Maldives Correctional Service	P-PEN001-002	Finishing of Rehab Workshop Building - K	17,500.00	1,711,952.67
1025	Maldives Correctional Service	P-PEN001-003	Upgrading Unit 9 - Maafushi Jail	780,669.00	382,654.70
1025	Maldives Correctional Service	P-PEN001-004	Development of 2 Futsal Ground -	-	1,555,815.00
1025	Maldives Correctional Service	P-PEN010-001	Asseyri Jail Rehabilitation	1,442,772.00	981,827.86
1025	Maldives Correctional Service	P-PEN015-001	Estab. Of Asseyri Jail Gatehouse - K.Him	402,720.00	-
1025	Maldives Correctional Service	P-PEN016-001	Estab. Of Asseyri Jail Medical Centre -	675,000.00	-
1025	Maldives Correctional Service	P-PEN017-001	Stand. Infrastructure of Maafushi Prison	285,000.00	-
1025	Maldives Correctional Service	P-PEN018-001	Upp. Asseyri Jail Juvenile Facility phas	300,000.00	-
		Total		3,998,791.00	4,803,967.85
1027	Maldives Police Service	P-HBR061-001	Reclamation & Re-Development of	4,984,140.00	21,947,196.81
1027	Maldives Police Service	P-MPS002-007	Construction of National Police	617,657.00	6,132,118.64
1027	Maldives Police Service	P-MPS005-400	Construction of 10 Storey Building - Four	1,500,000.00	284,569.58
1027	Maldives Police Service	P-MPS012-001	Juvenile Justice Detention -	2,250,000.00	-
1027	Maldives Police Service	P-MPS019-001	Const. of Police Station Building - N.Ma	4,500,000.00	652,828.47
1027	Maldives Police Service	P-MPS020-001	Finishing of Police Accomodation - L.Gan	2,160,781.00	1,025,523.55
1027	Maldives Police Service	P-POL003-001	Construction of S.Gan Police Station	1,800,000.00	4,924.76
1027	Maldives Police Service	P-POL004-001	Construction of G.Dh Thinadhoo Police St	6,000,000.00	4,206,304.56
1027	Maldives Police Service	P-POL005-001	Construction of S.Hithadhoo Police	6,000,000.00	-
1027	Maldives Police Service	P-POL006-001	Const. of Police Station Building - L.Fo	200,000.00	-
1027	Maldives Police Service	P-POL007-001	Const. of Police Accomodation	853,160.00	-
1027	Maldives Police Service	P-POL008-001	FCPD building Finishing Works	836,432.00	463,966.24
1027	Maldives Police Service	P-POL010-001	Establishing Of Police Stations	17,388,091.00	-
		Total		49,090,261.00	34,717,432.61
1029	Maldives Immigration	P-DIE001-001	Construction of Immigration Office	1,218,662.00	1,602,642.66
		Total		1,218,662.00	1,602,642.66
1058	Min. of Education	P-SCH090-002	Const. of 2 classrooms - Mukurimagu Scho	-	225,049.88
1058	Min. of Education	P-SCH111-001	School Building (12 Classroom) - AA.Ukul	1,350,000.00	-
1058	Min. of Education	P-SCH111-003	Const. of 4 Classroom - AA.Ukulhas	500,000.00	-
1058	Min. of Education	P-SCH136-001	School 2 Classroom - GA.Maamendhoo	-	1,791,207.65
1058	Min. of Education	P-SCH139-001	Const. of 01 Classroom - B.Fulhadhoo	375,000.00	-
1058	Min. of Education	P-SCH140-001	Const. of 01 Classroom - M.Veyvah	225,000.00	-



Government of Maldives

Consolidated Financial Statement

1058	Min. of Education	P-SCH141-001	Const. of 02 Classroom & Staffroom - GDh	337,500.00	-
1058	Min. of Education	P-SCH142-001	Const. of 02 Classroom & Staffroom - N.M	315,000.00	-
1058	Min. of Education	P-SCH143-001	Const. of 05 Classroom - TH.Vandhoo	750,000.00	-
1058	Min. of Education	P-SCH144-001	Const. of 10 Classroom - TH.Dhiyamingili	1,500,000.00	-
1058	Min. of Education	P-SCH145-001	Const. of 3 Classroom & Science Lab - L.	600,000.00	-
1058	Min. of Education	P-SCH146-001	Const. of 3 Storey Building - ADh.Dhigur	1,500,000.00	-
1058	Min. of Education	P-SCH147-001	Const. of 3 Storey Building - N.Holhudho	2,100,000.00	-
1058	Min. of Education	P-SCH148-001	Const. of 6 Classroom - Gdh.Rathafandhoo	750,000.00	-
1058	Min. of Education	P-SCH149-001	Const. of 8 Classroom - R.Rasgatheem	900,000.00	-
1058	Min. of Education	P-SCH150-001	Const. of CHSE B Block - Hulhumale	5,043,750.00	-
1058	Min. of Education	P-SCH151-001	Const. of Library & Science Lab - Sh.Fey	450,000.00	-
1058	Min. of Education	P-SCH152-001	Const. of Multi Purpose Hall -	900,000.00	-
1058	Min. of Education	P-SCH153-001	Const. of Multi Purpose Hall -	900,000.00	-
1058	Min. of Education	P-SCH154-001	Const. of Multi Purpose Hall - L.Gan	900,000.00	-
1058	Min. of Education	P-SCH155-001	Const. of Multi Purpose Hall -	387,000.00	-
1058	Min. of Education	P-SCH156-001	Const. of New School 1 - Hulhumale	5,516,667.00	-
1058	Min. of Education	P-SCH157-001	Const. of New School 2 - Hulhumale	5,516,667.00	-
1058	Min. of Education	P-SCH158-001	Const. of New School 3 - Hulhumale	5,516,667.00	-
1058	Min. of Education	P-SCH159-001	Const. of New School 4 - Hulhumale	3,000,000.00	-
1058	Min. of Education	P-SCH160-001	Const. of School Science Lab -	225,000.00	-
1058	Min. of Education	P-SCH161-001	Const. of Science lab & Sen Classroom -	450,000.00	-
1058	Min. of Education	P-SCH162-001	School 03 Class Room & Multi Purpose Hal	1,237,500.00	-
1058	Min. of Education	P-SCH163-001	School 06 Class Room & Multi Purpose Hal	1,462,500.00	-
1058	Min. of Education	P-SCH164-001	School 05 Class Room & Multi Purpose Hal	1,462,500.00	-
1058	Min. of Education	P-SCH166-001	School Boundary Wall - TH.Buruni	150,000.00	-
1058	Min. of Education	P-SCH167-001	Upgr. Of School - Adh.Dhangethi	450,000.00	-
1058	Min. of Education	P-SCH168-001	Upgr. Of School - Sh.Komandoo	240,000.00	-
1058	Min. of Education	P-SCH169-001	Const. of 4 Classroom - GA. Kondey	450,000.00	-
1058	Min. of Education	P-SCH170-001	Upgr. Of School - M.Dhiggaru	1,500,000.00	-
1058	Min. of Education	P-SCH171-001	Const. of School Science Lab - F.Bilehdh	500,000.00	-
1058	Min. of Education	P-SCH172-001	Const. of School Science Lab - F.Feali	500,000.00	-
1058	Min. of Education	P-SCH173-001	Const. of Sen Classroom -	200,000.00	-



Government of Maldives

Consolidated Financial Statement

1058	Min. of Education	P-SCH174-001	Const. of 4 Classroom - B.Kudarikilu	500,000.00	-
1058	Min. of Education	P-SCH175-001	Const. of School 3 Storey Building - HA.	2,100,000.00	-
1058	Min. of Education	P-SCH176-001	Const. of Multi Purpose Hall -	1,200,000.00	-
1058	Min. of Education	P-SCH177-001	Const. of School Science Lab -	1,000,000.00	-
1058	Min. of Education	P-SCH178-001	Const. of 2 Classroom & Godown - M.Maduv	375,000.00	-
1058	Min. of Education	P-SCH179-001	Const. of Toilets - GDH.Thinadhoo	475,000.00	-
1058	Min. of Education	P-SCH180-001	Const. of Sen Classroom -	200,000.00	-
1058	Min. of Education	P-SCH181-001	Const. of Staffroom - B.Goidhoo	200,000.00	-
1058	Min. of Education	P-SCH182-001	Const. of School Science Lab -	450,000.00	-
1058	Min. of Education	P-SCH183-001	Const. of School Admin Building -	500,000.00	-
1058	Min. of Education	P-SCH185-001	Const. of Annex Building - JS	-	26,476,196.81
		Total		55,160,751.00	28,492,454.34
1062	Atoll School Construction	P-MOE001-004	School Building (12 Class Rooms) - HA.Ba	177,290.00	1,027,870.28
1062	Atoll School Construction	P-MOE001-006	School Building (15 Class Rooms) - Sh.Fu	2,250,000.00	2,889,121.14
1062	Atoll School Construction	P-MOE001-064	Afeefudhin School Building (8 Classroom)	900,000.00	-
1062	Atoll School Construction	P-MOE001-069	School Building (4 Class & Multi Purp. H	2,168,984.00	2,208,601.97
1062	Atoll School Construction	P-MOE001-071	School Building (3 Class Rooms) - Th.Kan	57,335.00	6,220.00
1062	Atoll School Construction	P-MOE001-099	School Building (12 Classroom) - GA.Atol	-	143,630.00
1062	Atoll School Construction	P-MOE001-133	Construction of 04 class room - Ga.Nilan	162,305.00	454,225.41
1062	Atoll School Construction	P-MOE001-140	Construction of 8 Classroom in S.Hithadh	-	151,491.16
1062	Atoll School Construction	P-MOE001-141	School 4 Storey Building (12 Classroom	-	523,497.35
1062	Atoll School Construction	P-MOE001-144	School Building (4 Class & Hall) - HDh.H	146,545.00	55,736.00
1062	Atoll School Construction	P-MOE001-145	School 3 Storey Building (12 Classroom	-	319,861.81
1062	Atoll School Construction	P-MOE001-165	School Building (Class Rooms) - Th.Madif	-	131,850.00
1062	Atoll School Construction	P-MOE025-001	Addu High School Building (Multi Purp. H	-	113,364.19
1062	Atoll School Construction	P-MOE027-001	School 3 Storey Building (4 Classroom)	-	267,645.00
1062	Atoll School Construction	P-MOE038-002	School Building (2 Class & Toilet) - Sh.	-	117,844.64
1062	Atoll School Construction	P-MOE042-001	School Building (Multi Purp. Hall) - GA.	1,710,286.00	561,231.99
1062	Atoll School Construction	P-MOE043-001	School Building (5 Class & Mult.P.Hall)	701,884.00	1,200.00
1062	Atoll School Construction	P-MOE044-001	MJM School Building (Multi Purp. Hall) -	381,804.00	-
1062	Atoll School Construction	P-MOE048-001	Madh. Ifthithaahu (10 Class, Staff, AVR	713,369.00	38,425.00
1062	Atoll School Construction	P-MOE051-001	Sheih Ibrah. School (Hall & Classroom) H	295,877.00	2,311,422.66
1062	Atoll School Construction	P-MOE052-001	School Building (2 Classroom) - Sh.Nooma	600,000.00	1,103,615.47



Government of Maldives

Consolidated Financial Statement

1062	Atoll School Construction	P-SCH001-001	Const. of 2 Classroom - HDh.Nellaidhoo	89,988.00	625,050.46
1062	Atoll School Construction	P-SCH002-001	Const. of 12 Classroom - HDh.Vaikaradhoo	389,014.00	1,347,392.40
1062	Atoll School Construction	P-SCH003-001	Construction of New School -K.Kaashidhoo	1,754,391.00	5,876,585.08
1062	Atoll School Construction	P-SCH004-001	Const. of 12 Classroom - ADh.Mahibadhoo	573,148.00	-
1062	Atoll School Construction	P-SCH005-001	Const. of 10 Classroom - GA.Gemanafushi	518,348.00	35,075.00
1062	Atoll School Construction	P-SCH007-001	Const. of 5 Classrooms - S.Hulhudhoo	345,069.00	178,575.84
1062	Atoll School Construction	P-SCH008-001	Const. of 6 Classroom - S.Maradhoo Feydhoo	419,752.00	5,449,799.48
1062	Atoll School Construction	P-SCH009-001	Const. of 5 Classroom - HDh. Nalhivaram	372,807.00	302,570.34
1062	Atoll School Construction	P-SCH010-001	5 Classroom & Staff Room - HDh. Kurinbi	195,833.00	280,881.13
1062	Atoll School Construction	P-SCH011-001	Cont.of Multi Purpose Hall in N.atoll Sc	900,000.00	4,047,009.10
1062	Atoll School Construction	P-SCH012-001	Multi Purpose Hall - R. Hulhudhuffaar	416,770.00	522,579.76
1062	Atoll School Construction	P-SCH012-002	Upgrading Of Teacher Accommodation Block	200,000.00	-
1062	Atoll School Construction	P-SCH013-001	Multi Purpose Hall - R. Alifushi	718,811.00	2,466,492.30
1062	Atoll School Construction	P-SCH014-001	Multi Purpose Hall - R. Ungoofaaru	1,417,359.00	2,204,342.51
1062	Atoll School Construction	P-SCH014-002	School 8 Classroom Building - R.Ungoofaa	1,200,000.00	1,525,431.88
1062	Atoll School Construction	P-SCH015-001	Multi Purpose Hall - R. Maduvvari	581,562.00	352,163.05
1062	Atoll School Construction	P-SCH016-001	Multi Purpose Hall - Lh. Kurendhoo	900,000.00	3,928,399.16
1062	Atoll School Construction	P-SCH017-001	Const. of 6 classroom (2 story) -K.Huraa	945,545.00	974,491.61
1062	Atoll School Construction	P-SCH018-001	MP Hall & 12 classroom -	823,296.00	421,737.70
1062	Atoll School Construction	P-SCH019-001	Multi Purpose Hall - V. Felidhoo	1,277,658.00	2,826,735.85
1062	Atoll School Construction	P-SCH020-001	Multi Purpose Hall - V. Keyodhoo	1,658,992.00	3,406,560.95
1062	Atoll School Construction	P-SCH021-001	Multi-Purpose Hall & 5 CI room-Kolhufushi	710,093.00	7,974,463.16
1062	Atoll School Construction	P-SCH022-001	Multi Purpose Hall - Dh. Maaenboodhoo	900,000.00	14,635.00
1062	Atoll School Construction	P-SCH023-001	Multi Purpose Hall - Th. Veymandoo	970,040.00	1,725,776.69
1062	Atoll School Construction	P-SCH024-001	Multi Purpose Hall - Th.Guraidhoo	1,377,946.00	2,365,024.03
1062	Atoll School Construction	P-SCH025-001	Multi Purpose Hall - L. Isdhoo School	382,000.00	-
1062	Atoll School Construction	P-SCH026-001	Const. of 6 classroom - GDh. Fiyooaree	306,817.00	306,816.50
1062	Atoll School Construction	P-SCH027-001	S.Maradhoo School New Building - 12 room	458,586.00	1,284,381.16
1062	Atoll School Construction	P-SCH030-001	GDH.Gaddhoo School MP Hall&office bildng	1,425,000.00	5,655,071.53
1062	Atoll School Construction	P-SCH032-001	Const.12 Classroom in AEC, Kulhudufushi	434,433.00	217,216.41
1062	Atoll School Construction	P-SCH033-001	HA. Ihavandhoo School Multipurpose	192,924.00	3,128.00
1062	Atoll School Construction	P-SCH034-001	N. Lhohi School 6 Calsroom	292,612.00	146,305.84



Government of Maldives

Consolidated Financial Statement

1062	Atoll School Construction	P-SCH035-001	Construction of R.Kinolhas 6	282,311.00	141,155.53
1062	Atoll School Construction	P-SCH036-001	School Building (8 Class, Lab, A V Room & School 2 Storey Building -	1,500,000.00	7,283,170.44
1062	Atoll School Construction	P-SCH037-001	School Building (Hall) - HA.Filladhoo	750,000.00	2,217,989.88
1062	Atoll School Construction	P-SCH038-001	School Building (12 Class & Office) - HA	1,200,000.00	2,060,206.78
1062	Atoll School Construction	P-SCH039-001	School (2 Class, Toilet, Library & Office	810,721.00	3,892,614.41
1062	Atoll School Construction	P-SCH040-001	School Building (Hall) - HDh.Naivaadhoo	450,000.00	3,947,563.68
1062	Atoll School Construction	P-SCH041-001	School Building (Multi Purp. Hall) - HDh	200,000.00	2,540,209.46
1062	Atoll School Construction	P-SCH043-001	School New Building - HDh.Finey	900,000.00	-
1062	Atoll School Construction	P-SCH044-001	School 3 Storey Building - Sh.Narudhoo	1,200,000.00	-
1062	Atoll School Construction	P-SCH045-001	School Building (8 Class & Hall) - Sh.Lh	3,080,146.00	2,679,014.92
1062	Atoll School Construction	P-SCH046-001	School Building (Multi Purp. Hall) - Sh.	2,100,000.00	5,863,996.28
1062	Atoll School Construction	P-SCH047-001	School Building (Multi Purp. Hall & Wall	900,000.00	-
1062	Atoll School Construction	P-SCH048-001	School 3 Storey Building (12 Class & School Building (2 Class & Multi Purp. H	200,000.00	-
1062	Atoll School Construction	P-SCH049-001	School Building - N.Kudafaree	3,999,849.00	2,327,933.61
1062	Atoll School Construction	P-SCH050-001	School Building - N.Kendhikulhudhoo	1,245,000.00	5,464,161.80
1062	Atoll School Construction	P-SCH051-001	School 3 Storey Building - N.Manadhoo	1,289,138.00	6,637,534.19
1062	Atoll School Construction	P-SCH052-001	School Building - N.Maalhendhoo	900,000.00	15,323.00
1062	Atoll School Construction	P-SCH053-001	School Building (8 Class & Multi Purp. H	1,350,000.00	533,057.85
1062	Atoll School Construction	P-SCH054-001	School 3 Storey Building (12 Class	1,350,000.00	5,224,905.87
1062	Atoll School Construction	P-SCH055-001	School 3 Storey Building -	1,338,290.00	2,252,775.93
1062	Atoll School Construction	P-SCH056-001	School Building (Multi Purp. Hall) - R.I	1,800,000.00	4,967,382.44
1062	Atoll School Construction	P-SCH057-001	School Building (4 Class, Staff & Hall)	1,800,000.00	4,258,967.89
1062	Atoll School Construction	P-SCH058-001	School 2 Storey Building - R.Atoll	509,412.00	3,231,024.62
1062	Atoll School Construction	P-SCH059-001	School 3 Storey Building - R.Fainu	1,530,000.00	4,017,880.74
1062	Atoll School Construction	P-SCH060-001	School 2 Storey Building (4 Class	900,000.00	2,439,032.02
1062	Atoll School Construction	P-SCH061-001	School Building (4 Class, Staff & Hall)	2,250,000.00	3,846,640.54
1062	Atoll School Construction	P-SCH062-001	School Building (Upgrade & Multi	757,493.00	2,557,418.20
1062	Atoll School Construction	P-SCH063-001	School Building - K.Maafushi	600,000.00	805,310.69
1062	Atoll School Construction	P-SCH064-001	School Building (8 Class Room) - K.Gurai	1,200,000.00	6,488,840.41
1062	Atoll School Construction	P-SCH065-001	School Building (6 Class & Hall) - K.Gul	200,000.00	7,639,426.01
1062	Atoll School Construction	P-SCH066-001		200,000.00	-
1062	Atoll School Construction	P-SCH067-001		825,000.00	2,496,158.43



Government of Maldives

Consolidated Financial Statement

1062	Atoll School Construction	P-SCH068-001	School 12 Class Room & Multi Purpose Hal	2,250,000.00	4,209,364.99
1062	Atoll School Construction	P-SCH069-001	School Building (12 Class & Multi Purp.	2,250,000.00	4,196,358.52
1062	Atoll School Construction	P-SCH070-001	School 3 Storey Building (12 Class &	2,250,000.00	2,950,329.72
1062	Atoll School Construction	P-SCH071-001	School New Building (Class, AV Room & Ha	200,000.00	4,203,464.96
1062	Atoll School Construction	P-SCH072-001	School Building (4 Class Room) - Adh.Fen	600,000.00	2,262,510.76
1062	Atoll School Construction	P-SCH073-001	School 2 Storey Building -	900,000.00	1,847,488.32
1062	Atoll School Construction	P-SCH075-001	School 3 Storey Building - M.Mulaku	1,350,000.00	2,526,602.95
1062	Atoll School Construction	P-SCH076-001	Moh. Jalaaludhin School Building (16 Cla	3,349,334.00	4,172,178.14
1062	Atoll School Construction	P-SCH077-001	Hafiz Ahmed School 3 Storey Building (16	2,400,000.00	5,068,032.65
1062	Atoll School Construction	P-SCH078-001	School Building (12 Classroom) - Gn.Atol	1,350,000.00	-
1062	Atoll School Construction	P-SCH079-001	Fuvamulak School Building (Multi Purp. H	2,059,598.00	3,011,267.01
1062	Atoll School Construction	P-SCH080-001	School Building (Multi Purp. Hall) - F.B	414,636.00	3,558,642.44
1062	Atoll School Construction	P-SCH081-002	School 3 Storey Build. & Multi Purpose H	1,350,000.00	5,202,559.80
1062	Atoll School Construction	P-SCH082-001	School Building (6 Classroom) - Th.Burun	976,089.00	3,994,724.60
1062	Atoll School Construction	P-SCH083-001	School 3 Storey Building & Wall -	1,350,000.00	-
1062	Atoll School Construction	P-SCH084-001	School 3 Storey Building -	1,460,006.00	708,825.36
1062	Atoll School Construction	P-SCH085-001	School Building (Multi Purp. Hall) - Th.	200,000.00	1,855,721.08
1062	Atoll School Construction	P-SCH086-001	School Building (6 Class, Counseling & H	200,000.00	-
1062	Atoll School Construction	P-SCH087-001	School 2 Storey Building (4 Class) - L.H	1,098,756.00	1,019,903.96
1062	Atoll School Construction	P-SCH088-001	School Building (3 Classroom) - L.Kunaha	200,000.00	1,588,759.64
1062	Atoll School Construction	P-SCH088-002	Construction Of 4 School Classroom - L.K	825,000.00	-
1062	Atoll School Construction	P-SCH089-001	School Building (9 Classroom) - L.Maavah	2,523,734.00	1,060,358.93
1062	Atoll School Construction	P-SCH090-001	Ihahdhoo School 6 Class & Mukurimagu	900,000.00	4,281,058.02
1062	Atoll School Construction	P-SCH091-001	School Building (Multi Purp. Hall) - GA.	900,000.00	1,776,700.31
1062	Atoll School Construction	P-SCH092-001	School Building (4 Class & Multi Purp. H	1,350,000.00	1,470,414.95
1062	Atoll School Construction	P-SCH093-001	Sharafudin School 3 Storey Building (18	2,911,877.00	4,540,709.26
1062	Atoll School Construction	P-SCH094-001	School Building (12 Classroom) - S.Hitha	1,350,000.00	7,882.00
1062	Atoll School Construction	P-SCH095-001	School Building (5 Classroom) - S.Atoll	562,500.00	2,571,900.65
1062	Atoll School Construction	P-SCH096-001	Irushadhiyya School Building (12 Class,	1,650,000.00	3,314,207.12
1062	Atoll School Construction	P-SCH097-001	School Bldg (2 Class, Health, Counc. &	562,500.00	783,810.66
1062	Atoll School Construction	P-SCH098-001	School Building (8 Class & Multi Purp. H	1,299,904.00	500,233.19
1062	Atoll School Construction	P-SCH099-001	School 2 Storey Building -	600,000.00	1,208,439.83



Government of Maldives

Consolidated Financial Statement

1062	Atoll School Construction	P-SCH100-001	School Building (10 Classroom) - Th.Gaad	1,490,943.00	1,011,405.28
1062	Atoll School Construction	P-SCH101-001	School Building (Multi Purp. Hall) - Sh.	1,422,982.00	3,623,966.23
1062	Atoll School Construction	P-SCH102-001	School 2 Storey Building - R.Vaadhoo	200,000.00	719,138.51
1062	Atoll School Construction	P-SCH103-001	School Building (Office) - HDh.Atoll	900,000.00	1,793,531.95
1062	Atoll School Construction	P-SCH104-001	Jalaaludhin School Building (8 Classroom)	1,200,000.00	1,382,644.81
1062	Atoll School Construction	P-SCH105-001	School Building (12 Classroom) - L.Fonad	2,647,669.00	1,261,522.99
1062	Atoll School Construction	P-SCH106-001	School Building (Office) - B.Fulhadhoo	600,000.00	-
1062	Atoll School Construction	P-SCH107-001	School Building (4 Classroom) - N.Atoll	600,000.00	1,637,525.74
1062	Atoll School Construction	P-SCH108-001	School Building (4 Classroom) - N.Fohdho	420,000.00	713,087.78
1062	Atoll School Construction	P-SCH109-001	School Building (Boundary Wall) -	59,444.00	-
1062	Atoll School Construction	P-SCH109-002	School 4 Classroom - HDh.Neykurendhoo	525,000.00	2,731,924.49
1062	Atoll School Construction	P-SCH110-001	School Building (Multi Purp. Hall) - HDh	900,000.00	2,056,464.41
1062	Atoll School Construction	P-SCH111-001	School Building (12 Classroom) - AA.Ukul	-	3,849,733.01
1062	Atoll School Construction	P-SCH112-001	Finishing School 2 Storey Building - Th.	600,000.00	4,700.00
1062	Atoll School Construction	P-SCH114-001	Sultan Mohamed School 2 Storey	184,390.00	718,463.03
1062	Atoll School Construction	P-SCH115-001	School Building (Multi Purp. Hall) - Dh.	1,737,580.00	801,839.62
1062	Atoll School Construction	P-SCH116-001	School Building (Multi Purp. Hall) - V.F	900,000.00	1,491,510.86
1062	Atoll School Construction	P-SCH117-001	School Building (Boundary Wall) -	64,444.00	415,618.78
1062	Atoll School Construction	P-SCH119-001	Const. of 12 classroom block - Addu High	1,746,754.00	927,496.90
1062	Atoll School Construction	P-SCH120-001	Const. of 12 classroom - HDh.Kumundhoo	1,800,000.00	3,595,411.14
1062	Atoll School Construction	P-SCH121-001	School 2 Storey Building - V.Keyodhoo	1,524,760.00	1,536,618.54
1062	Atoll School Construction	P-SCH122-001	School 8 Classroom & 2 Storey Building -	200,000.00	-
1062	Atoll School Construction	P-SCH123-001	4 Classroom and Multi Purpose Hall - N.M	1,350,000.00	3,080,810.92
1062	Atoll School Construction	P-SCH124-001	4 Classroom and Multi Purpose Hall - N.L	200,000.00	-
1062	Atoll School Construction	P-SCH125-001	School 3 Classroom - HA.Molhadhoo	337,500.00	1,214,704.40
1062	Atoll School Construction	P-SCH126-001	School 8 Classroom - Sh.Goidhoo	1,200,000.00	1,843,657.75
1062	Atoll School Construction	P-SCH127-001	4 Classroom and School Multi Purpose	1,350,000.00	3,055,241.96
1062	Atoll School Construction	P-SCH128-001	School Multi Purpose Hall - B.Thulhaadho	200,000.00	1,866,576.72
1062	Atoll School Construction	P-SCH129-001	School 2 Classroom, Lab and ICT Building	750,000.00	1,588,834.01
1062	Atoll School Construction	P-SCH130-001	Finishing Of School 4 Classroom Building	669,145.00	2,717,086.38
1062	Atoll School Construction	P-SCH131-001	Nooraanee School 12 Classroom Building -	1,350,000.00	1,641,913.92
1062	Atoll School Construction	P-SCH132-001	School 6 Classroom Building - Th.Thimara	1,125,911.00	1,801,087.80



Government of Maldives

Consolidated Financial Statement

1062	Atoll School Construction	P-SCH133-001	4 Classroom and School Multi Purpose	200,000.00	4,081,920.15
1062	Atoll School Construction	P-SCH134-001	Muhyiddin School Multi Purpose Hall - Vi	900,000.00	-
		Total		142,032,289.00	291,778,129.51
1063	Male' School Construction	P-MOE063-001	Construction of Dharumavantha School	4,260,902.00	25,451,186.32
1063	Male' School Construction	P-SCH028-001	Const. of a New School in Hulhumale	9,877,767.00	34,405,635.50
1063	Male' School Construction	P-SCH029-001	CHSE 8 Storey Classroom Block	4,070,997.00	5,989,660.63
		Total		18,209,666.00	65,846,482.45
1129	Ministry of Higher Education	P-SCH118-001	Estab. Of State of Art TIVET Institution	9,481,960.00	-
1129	Ministry of Higher Education	P-UNI005-001	Estab. Of State of Art TIVET Institution	300,000.00	32,599.06
1129	Ministry of Higher Education	P-UNI006-001	Estab. Of State of Art TIVET Institution	9,481,960.00	-
1129	Ministry of Higher Education	P-UNI007-001	Estab. Of Junior College - HA.Dhindhoo	9,459,377.00	12,810,538.62
1129	Ministry of Higher Education	P-UNI008-001	Estab. Of Junior College -	7,157,617.00	-
1129	Ministry of Higher Education	P-UNI012-001	Estab. Of State of Art TIVET Institution	200,000.00	19,467,572.89
1129	Ministry of Higher Education	P-UNI014-001	Devel. Of Polytechnic Building - K.Thulu	200,000.00	-
		Total		36,280,914.00	32,310,710.57
1130	Maldives National University	P-CHE001-006	Establishment of Medical School	4,759,862.00	3,090,236.95
1130	Maldives National University	P-CHE003-001	MNU Campus (Student	200,000.00	68,377.80
1130	Maldives National University	P-CHE003-002	MNU Campus (Staff Accomodation Block) -	200,000.00	29,935.00
1130	Maldives National University	P-UNI009-001	MNU Green House Building - S.Hithadhoo	200,000.00	-
1130	Maldives National University	P-UNI010-001	MNU Campus (Extension) -	200,000.00	2,908,750.77
1130	Maldives National University	P-UNI011-001	Estab. Of ICT Faculty Building - Fuvamul	1,665,000.00	-
1130	Maldives National University	P-UNI013-001	Estab. A Tourism Training Facility - L.A	500,000.00	-
1130	Maldives National University	P-UNI015-001	MNU Clasm Bloc, Hostl, Staf Rm-	-	15,900.00
		Total		7,724,862.00	6,113,200.52
1163	Ministry of Health	P-HLT002-001	Upgrading of Hospital - R.Ungoofaaruu	242,432.00	5,460,701.89
1163	Ministry of Health	P-HLT009-001	Tertiary Hospital - GDh.Thinadhoo	1,965,065.00	12,124,272.28
1163	Ministry of Health	P-HLT010-001	Upgr. Health Centre & Lab -GDh.Madaveli	309,669.00	1,984,153.41
1163	Ministry of Health	P-HLT013-001	Upgrading Health Centre - S.Hulhudhoo	292,523.00	434,641.53
1163	Ministry of Health	P-HLT018-001	Ext. of N. Atoll Hospital - N.	388,222.00	833,470.66
1163	Ministry of Health	P-HLT021-001	Purch. Lab Equipment. - ADh.Dhigurah	153,154.00	929,981.35
1163	Ministry of Health	P-HLT031-001	Health Centre Extension -	156,752.00	386,170.00
1163	Ministry of Health	P-HLT032-001	Health Centre Extension -	174,052.00	1,510,373.97
1163	Ministry of Health	P-HLT033-001	Upgrading of Tertiary Hospital - Kulhudh	2,230,950.00	8,026,443.99
1163	Ministry of Health	P-HLT034-001	Health Centre Extension -	6,114,168.00	143,100.00



Government of Maldives

Consolidated Financial Statement

1163	Ministry of Health	P-HLT035-001	Health Centre New Building - Sh.Kandithe	6,114,168.00	213,252.53
1163	Ministry of Health	P-HLT037-001	Health Centre Extension - N.Maafaru	6,114,168.00	143,100.00
1163	Ministry of Health	P-HLT038-001	Health Centre Extension -	168,133.00	504,791.10
1163	Ministry of Health	P-HLT039-001	Health Centre New Building - R.Inguraidh	6,114,168.00	190,800.00
1163	Ministry of Health	P-HLT040-001	Upgr. Health Centre (Store, Garage & Lau	317,524.00	2,196,708.69
1163	Ministry of Health	P-HLT042-001	Health Centre New Building - K.Gaafaru	5,955,135.00	-
1163	Ministry of Health	P-HLT043-001	Health Centre New Building - K.Guraidhoo	3,057,084.00	-
1163	Ministry of Health	P-HLT044-001	Health Centre Extension -	5,958,105.00	-
1163	Ministry of Health	P-HLT045-001	Health Centre Extension -	281,386.00	317,102.76
1163	Ministry of Health	P-HLT046-001	Health Centre New Building -	6,114,168.00	148,400.00
1163	Ministry of Health	P-HLT047-001	Health Centre Extension - M.Mulah	225,482.00	2,345,115.75
1163	Ministry of Health	P-HLT049-001	Health Centre New Building - F.Feali	5,955,135.00	198,800.00
1163	Ministry of Health	P-HLT050-001	Health Centre New Building -	1,465,011.00	856,154.80
1163	Ministry of Health	P-HLT051-001	Health Centre Building - Th.Kinbidhoo	1,718,631.00	185,161.29
1163	Ministry of Health	P-HLT052-001	Upgrading Health Centre (Laboratory) - L	168,990.00	1,420,248.47
1163	Ministry of Health	P-HLT053-001	Upgrading Health Centre (Laboratory) - G	334,573.00	-
1163	Ministry of Health	P-HLT054-001	Upgrading Health Centre -	158,126.00	721,933.38
1163	Ministry of Health	P-HLT055-001	Health Centre Extension -	973,785.00	-
1163	Ministry of Health	P-HLT056-001	Health Centre Extension - GdH.Fiyoari	691,790.00	1,220,782.78
1163	Ministry of Health	P-HLT058-001	Health Centre New Building - S.Hulhumeed	1,038,750.00	-
1163	Ministry of Health	P-HLT059-001	Health Centre New Building - Sh.Goidhoo	6,114,168.00	116,600.00
1163	Ministry of Health	P-HLT061-001	Health Centre Building - GA.Nilandhoo	144,877.00	-
1163	Ministry of Health	P-HLT062-001	Health Centre Extension -	169,849.00	151,580.00
1163	Ministry of Health	P-HLT065-001	Health Centre Upgrade & Boundary Wall -	1,500,000.00	715,126.17
1163	Ministry of Health	P-HLT067-001	Tertiary Hospital Building - L.Gan	-	4,792,400.00
1163	Ministry of Health	P-HLT069-001	Upgrading Health Centre (Boundary	77,545.00	-
1163	Ministry of Health	P-HLT072-001	Upgrading MBS Building -	200,000.00	-
1163	Ministry of Health	P-HLT074-001	Upgrading of Sh.Atoll Hospital	1,139,290.00	-
1163	Ministry of Health	P-HLT075-001	Upgrading of Health Centre - HA.Kelaa	6,114,168.00	106,000.00
1163	Ministry of Health	P-HLT077-001	Dev. of New Tertiary Hospital - R.Ungoof	3,858,795.00	24,746,123.96
1163	Ministry of Health	P-HLT080-001	Dev. of New Tertiary Hospital - L.Gan	18,197,802.00	605,562.57
1163	Ministry of Health	P-HLT082-001	Const. ER and 10 Consultation Room	6,066,629.00	-
1163	Ministry of Health	P-HLT083-001	Health Centre New Building -	145,704.00	-



Government of Maldives

Consolidated Financial Statement

1163	Ministry of Health	P-HLT084-001	Extension of Health Centre - R.Maakurath	130,498.00	1,164,127.58
1163	Ministry of Health	P-HLT085-001	Estab. Of Lab in Health Centre - R.Angol	169,992.00	3,572,988.55
1163	Ministry of Health	P-HLT086-001	Upgrading Health Centre - R.Meedhoo	6,000,000.00	-
1163	Ministry of Health	P-HLT087-001	Upgrading Of Hospital - ADh.Mahibadhoo	95,195.00	-
1163	Ministry of Health	P-HLT088-001	Upgrading Health Centre - Adh.Mandhoo	110,946.00	1,511,393.08
1163	Ministry of Health	P-HLT089-001	Construction of E.M.S Call Centre - Hulh	3,628,530.00	-
1163	Ministry of Health	P-HLT090-001	Construction Of Portico And Garage	1,211,250.00	-
1163	Ministry of Health	P-HLT091-001	DH.Atoll Hospital New Building - DH.Kuda	17,567,235.00	-
1163	Ministry of Health	P-HLT100-001	Establishing Zone 2 Management Office Wi	2,000,000.00	-
1163	Ministry of Health	P-HLT101-001	Establishing Zone 3 Management Centre -	2,000,000.00	-
1163	Ministry of Health	P-HLT104-001	GA.Atoll Hospital New Building - GA.Vill	17,567,235.00	-
1163	Ministry of Health	P-HLT105-001	Health Centre Extension -	551,370.00	-
1163	Ministry of Health	P-HLT106-001	Health Centre Extension - B.Kendhoo	551,370.00	-
1163	Ministry of Health	P-HLT107-001	Health Centre Extension -	551,370.00	-
1163	Ministry of Health	P-HLT108-001	Health Centre Extension -	551,370.00	-
1163	Ministry of Health	P-HLT109-001	Health Centre Extension -	299,348.00	-
1163	Ministry of Health	P-HLT110-001	Health Centre Extension -	732,797.00	-
1163	Ministry of Health	P-HLT111-001	Health Centre Extension - N.Fohdhoo	315,758.00	-
1163	Ministry of Health	P-HLT112-001	Health Centre Extension - N.Kudafari	888,770.00	-
1163	Ministry of Health	P-HLT113-001	Health Centre Extension - N.Landhoo	551,370.00	-
1163	Ministry of Health	P-HLT114-001	Health Centre Extension - SH.Feevah	551,370.00	-
1163	Ministry of Health	P-HLT115-001	Health Centre Extension -	551,370.00	-
1163	Ministry of Health	P-HLT116-001	Health Centre Extension -	551,370.00	-
1163	Ministry of Health	P-HLT117-001	Health Centre Extension -	540,000.00	-
1163	Ministry of Health	P-HLT119-001	Health Centre New Building - M.Naalaafus	2,677,568.00	-
1163	Ministry of Health	P-HLT120-001	Health Centre New Building - V.Keyodhoo	2,250,000.00	-
1163	Ministry of Health	P-HLT121-001	Hospital New Building - AA.Rasdho	10,680,722.00	-
1163	Ministry of Health	P-HLT122-001	Hospital New Building - ADh.Maamingili	6,592,584.00	-
1163	Ministry of Health	P-HLT123-001	Hospital New Building - Fuvahmulah	10,680,722.00	-
1163	Ministry of Health	P-HLT124-001	Hospital New Building - HA.Dhidhoo	17,567,235.00	-
1163	Ministry of Health	P-HLT125-001	Hospital New Building - HA.Hoarafushi	500,000.00	-
1163	Ministry of Health	P-HLT126-001	Hospital New Building - HA.Ihavandhoo	17,567,235.00	-



Government of Maldives

Consolidated Financial Statement

1163	Ministry of Health	P-HLT127-001	Hospital New Building - HDh.Hanimaadhoo	6,592,584.00	-
1163	Ministry of Health	P-HLT128-001	Hospital New Building - K.Thulusdhoo	6,592,584.00	-
1163	Ministry of Health	P-HLT129-001	Hospital New Building - LH.Hinnavaru	17,567,235.00	-
1163	Ministry of Health	P-HLT130-001	Hospital New Building - N.Kendhikulhudho	17,567,235.00	-
1163	Ministry of Health	P-HLT131-001	Hospital New Building - N.Velidhoo	6,592,584.00	-
1163	Ministry of Health	P-HLT132-001	Hospital New Building - R.Alifushi	17,567,235.00	-
1163	Ministry of Health	P-HLT133-001	Hospital New Building - Sh.Funadhoo	6,000,000.00	-
1163	Ministry of Health	P-HLT134-001	Hospital New Building - Sh.Milandhoo	6,592,584.00	-
1163	Ministry of Health	P-HLT135-001	Hospital New Building - TH.Vilufushi	6,592,584.00	-
1163	Ministry of Health	P-HLT136-001	Hospital New Building - V.Felidhoo	6,592,584.00	-
1163	Ministry of Health	P-HLT137-001	N.Atoll Hospital New Building - N.Manadh	17,567,235.00	-
1163	Ministry of Health	P-HLT138-001	Regional Hospital Extension - M.Muli	622,568.00	-
1163	Ministry of Health	P-HLT139-001	Regional Hospital New Building - GDh.Thi	34,120,879.00	-
1163	Ministry of Health	P-HLT143-001	Upgrading F.Atoll Hospital - F.Nilandhoo	3,498,345.00	-
1163	Ministry of Health	P-HLT144-001	Upgrading Health Centre - Adh.Omadhoo	330,000.00	-
1163	Ministry of Health	P-HLT146-001	Upgrading Health Centre - K.Kaashidhoo	1,152,884.00	-
1163	Ministry of Health	P-HLT148-001	Upgrading Health Centre - SH.Maroshi	551,370.00	-
1163	Ministry of Health	P-HLT149-001	Upgrading Health Centre - SH.Narudhoo	551,370.00	-
1163	Ministry of Health	P-HLT150-001	Upgrading Health Centre - TH.Guraidhoo	450,000.00	-
1163	Ministry of Health	P-HLT151-001	Upgrading Health Centre (Boundary	150,000.00	-
1163	Ministry of Health	P-HLT152-001	Upgrading Health Centre (Boundary	150,000.00	-
1163	Ministry of Health	P-HLT153-001	Upgrading Health Centre (Laboratory) - S	210,000.00	-
1163	Ministry of Health	P-HLT156-001	New Hospital Building - GDh.Gahdhoo	19,107,692.00	-
1163	Ministry of Health	P-HLT157-001	Extension of Health Centre - N.Miladhoo	551,370.00	-
1163	Ministry of Health	P-HLT158-001	Upgrading Health Centre - HA.Utheem	1,152,884.00	-
1163	Ministry of Health	P-HLT159-001	Extension of Health Centre - N.Henbadhoo	551,370.00	-
1163	Ministry of Health	P-HLT160-001	Upgrading Health Centre -	750,000.00	-
1163	Ministry of Health	P-HLT161-001	Upgrading Health Centre (Boundary	100,000.00	-
1163	Ministry of Health	P-HLT162-001	Upgrading Health Centre -	1,500,000.00	-
1163	Ministry of Health	P-HLT163-001	Extension of Health Centre - AA.Maalthos	551,370.00	-
1163	Ministry of Health	P-HLT164-001	Extension of Health Centre - SH.Maaungoo	551,370.00	-
1163	Ministry of Health	P-HLT165-001	Upgrading Health Centre (Laboratory) - G	210,000.00	-



Government of Maldives

Consolidated Financial Statement

1163	Ministry of Health	P-HLT166-001	Upgrading Health Centre -	1,152,884.00	-
1163	Ministry of Health	P-MOH007-039	Atoll Hospital Extension -	239,677.00	4,207,477.35
1163	Ministry of Health	P-MOH007-056	Health Centre Extension -	193,730.00	2,708,613.09
1163	Ministry of Health	P-MOH007-098	Health Centre Extension -	1,713,750.00	21,200.00
1163	Ministry of Health	P-MOH047-001	Upgrading Health Centre -	555,078.00	3,444,320.29
1163	Ministry of Health	P-MOH067-002	Construction of emergency medical	422,515.00	1,520,531.03
1163	Ministry of Health	P-MOH122-001	Estab. Of Dhamanaveshi - HDh.	200,000.00	4,019,007.03
		Total		421,980,256.00	95,898,711.33
1166	IGMH	P-HLT071-001	Upgrading IGMH	79,771.00	46,656.96
1166	IGMH	P-HLT071-002	IGMH OBG	146,374.00	1,317,651.78
1166	IGMH	P-HLT071-003	Consulation / RHC	138,558.00	-
1166	IGMH	P-HLT071-004	Upgrading IGMH Backhouse	135,645.00	9,759,128.09
1166	IGMH	P-HLT071-005	Estab. Mental Health	74,368.00	5,040,419.92
1166	IGMH	P-HLT095-001	Estab. Of Oncology Ward at IGMH	606,180.00	-
1166	IGMH	P-HLT097-001	Estab. Of Pulmonology Ward at IGMH	1,239,480.00	-
1166	IGMH	P-HLT098-001	Estab. Of Transplant Ward at IGMH	419,640.00	-
1166	IGMH	P-HLT140-001	Relocation Of IGMH Phlebotomy To Ground	300,135.00	-
1166	IGMH	P-HLT142-001	Upgrading Blood Bank	293,705.00	-
		Total		3,433,856.00	16,163,856.75
1167	Kulhudhuffushi Regional Hospit	P-HLT099-001	Establishing Zone 1 Management Office Wi	2,000,000.00	-
1167	Kulhudhuffushi Regional Hospit	P-HLT102-001	Extension Of Physiotherapy Building	234,000.00	-
1167	Kulhudhuffushi Regional Hospit	P-HLT118-001	Health Centre New Building -	2,977,568.00	-
1167	Kulhudhuffushi Regional Hospit	P-HLT141-001	Tertiary Hospital New Building - HDh.Kul	34,120,879.00	-
1167	Kulhudhuffushi Regional Hospit	P-HLT145-001	Upgrading Health Centre -	551,370.00	-
		Total		39,883,817.00	-
1168	Ungoofaaru Regional Hospital	P-HLT147-001	Upgrading Health Centre - R.Dhuvaafaru	1,500,000.00	-
1168	Ungoofaaru Regional Hospital	P-HLT155-001	Estab. Mental Service Unit - R. Ungoofaa	1,000,000.00	-
		Total		2,500,000.00	-
1169	Addu Equatorial Hospital	P-HLT070-003	Estab. Of Cath Lab, Pvt Rooms and Hyperb	3,252,936.00	689,000.00
1169	Addu Equatorial Hospital	P-HLT094-001	Estab. Of Medical Waste Management	341,235.00	-
		Total		3,594,171.00	689,000.00
1172	Gan Regional Hospital	P-HLT092-001	Estab. Medical Store Cold Storeroom - L.	330,000.00	-
1172	Gan Regional Hospital	P-HLT093-001	Estab. Medical Store Warehouse - L.Gan	270,000.00	-
1172	Gan Regional Hospital	P-HLT096-001	Estab. Of PCR Lab - L.Gan	467,768.00	-
1172	Gan Regional Hospital	P-HLT103-001	Extension of Water Storage - L.Gan	30,000.00	-
1172	Gan Regional Hospital	P-HLT154-001	Estab. Mental Service Unit - L.Gan	1,000,000.00	-



Government of Maldives

Consolidated Financial Statement

		Total		2,097,768.00	-
1188	Hulhumale Hospital	P-HLT081-001	Finishing of 6 Storey Building	1,951,673.00	1,351,890.90
1188	Hulhumale Hospital	P-HLT081-002	Ophthalmic & General Operation Theatre	1,115,242.00	-
1188	Hulhumale Hospital	P-HLT081-004	Est. Prosthetics & Orthotics Mfg	-	21,977.60
		Total		3,066,915.00	1,373,868.50
1192	National Drug Agency	P-RHB004-001	Estab. Of NDA Wellness Centre	7,398,750.00	-
1192	National Drug Agency	P-RHB006-001	Estab. Of Drug Offenders Remand	1,254,647.00	-
1192	National Drug Agency	P-RHB008-001	Southern Regional Drug Rehabilitation Ce	1,905,000.00	-
		Total		10,558,397.00	-
1202	Min. of Economic Development	P-HOU028-001	Estab. Of Expat Accomodation Facility	3,000,000.00	-
		Total		3,000,000.00	-
1204	Ministry of Tourism	P-TRZ001-002	Estab. Of Addu Tourism Zone -	2,918,391.00	2,299,219.15
1204	Ministry of Tourism	P-TRZ002-002	Estab. Of Addu Tourism Zone -	2,918,391.00	2,299,219.15
1204	Ministry of Tourism	P-TRZ003-002	Estab. Of Addu Tourism Zone -	2,918,391.00	2,299,219.15
1204	Ministry of Tourism	P-TRZ004-002	Estab. Of Addu Tourism Zone -	2,918,391.00	2,299,219.15
1204	Ministry of Tourism	P-TRZ005-002	Estab. Of Addu Tourism Zone -	2,918,391.00	2,299,219.15
		Total		14,591,955.00	11,496,095.75
1211	National Centre for the Arts	P-SOC052-001	Development of Olypmus Hall	562,230.00	5,967,756.86
		Total		562,230.00	5,967,756.86
1215	Min. Youth, Sprts & Comm. Emp.	P-HYS002-013	Devlopment Of Youth Centre - K.Male	306,750.00	9,642,027.34
1215	Min. Youth, Sprts & Comm. Emp.	P-HYS002-025	Devel. Of Camp Site - K.Huraa	1,800,000.00	489,143.72
1215	Min. Youth, Sprts & Comm. Emp.	P-HYS005-001	Development of Henveyru football	375,000.00	799,500.00
1215	Min. Youth, Sprts & Comm. Emp.	P-HYS005-026	Devel. Of Football Ground - HA.Dhihdhoo	215,697.00	1,070,625.60
1215	Min. Youth, Sprts & Comm. Emp.	P-HYS006-004	Development of National Stadium	45,494,505.00	2,118,765.49
1215	Min. Youth, Sprts & Comm. Emp.	P-HYS006-013	Estab. Of Futsal Ground - HA.Uligamu	975,000.00	-
1215	Min. Youth, Sprts & Comm. Emp.	P-HYS006-029	Estab. Of Football Training School - Hul	1,500,000.00	360,400.00
1215	Min. Youth, Sprts & Comm. Emp.	P-HYS029-001	Development Of Sports Complex - S.Feydhoo	750,000.00	-
1215	Min. Youth, Sprts & Comm. Emp.	P-HYS072-001	Estab. Of Futsal Ground -	500,000.00	-
1215	Min. Youth, Sprts & Comm. Emp.	P-HYS091-001	Estab. Of Futsal Ground - AA.Rasdhoo	259,111.00	780,003.48
1215	Min. Youth, Sprts & Comm. Emp.	P-SOC014-001	Development Of Youth Centre - M.Mulah	450,000.00	1,024,080.00
1215	Min. Youth, Sprts & Comm. Emp.	P-SOC015-001	Devel. Of Youth Centre -	200,000.00	2,758,887.44
1215	Min. Youth, Sprts & Comm. Emp.	P-SOC017-001	Devel. Of Youth Centre -	200,000.00	-
1215	Min. Youth, Sprts & Comm. Emp.	P-SOC019-001	Devel. Of Youth Centre - R.Maduvvari	675,000.00	-
1215	Min. Youth, Sprts & Comm. Emp.	P-SOC020-001	Devel. Of Youth Centre (With Indoor	675,000.00	-



Government of Maldives

Consolidated Financial Statement

1215	Min. Youth, Sprts & Comm. Emp.	P-SOC021-001	Devel. Of Youth Centre - F.Magoodhoo	200,000.00	-
1215	Min. Youth, Sprts & Comm. Emp.	P-SOC022-001	Devel. Of Youth Centre - Dh.Meedhoo	675,000.00	-
1215	Min. Youth, Sprts & Comm. Emp.	P-SOC023-001	Devel. Of Youth Centre - L.Kalaidhoo	23,947.00	39,700.00
1215	Min. Youth, Sprts & Comm. Emp.	P-SOC025-001	Devel. Of Youth Centre - L.Dhanbidhoo	581,250.00	-
1215	Min. Youth, Sprts & Comm. Emp.	P-SOC026-001	Devel. Of Youth Centre -	675,000.00	559,788.00
1215	Min. Youth, Sprts & Comm. Emp.	P-SOC027-001	Devel. Of Youth Centre - GDh.Nadella	501,859.00	177,020.00
1215	Min. Youth, Sprts & Comm. Emp.	P-SOC028-001	Devel. Of Youth Centre -	200,000.00	-
1215	Min. Youth, Sprts & Comm. Emp.	P-SOC030-001	Upgrading Of Youth Centre -	675,000.00	-
1215	Min. Youth, Sprts & Comm. Emp.	P-SOC032-001	Devel. Of Childrens Park - Villimale	170,000.00	35,573.41
1215	Min. Youth, Sprts & Comm. Emp.	P-SOC033-001	Devel. Of Youth Centre -	675,000.00	644,993.84
1215	Min. Youth, Sprts & Comm. Emp.	P-SOC034-001	Devel. Of Youth Centre - AA.Ukulhas	675,000.00	-
1215	Min. Youth, Sprts & Comm. Emp.	P-SOC035-001	Devel. Of Youth Centre -	200,000.00	725,327.65
1215	Min. Youth, Sprts & Comm. Emp.	P-SOC036-001	Devel. Of Youth Centre - L.Isdhoo	200,000.00	932,743.32
1215	Min. Youth, Sprts & Comm. Emp.	P-SOC051-001	Upgrading Of Social Centres - Greater Ma	1,800,000.00	975,194.36
1215	Min. Youth, Sprts & Comm. Emp.	P-SOC053-001	Devel. Of Childrens Park - Sh.Milandhoo	150,000.00	-
1215	Min. Youth, Sprts & Comm. Emp.	P-SOC054-001	Devel. Of Youth Centre - HA.Baarah	675,000.00	746,486.37
1215	Min. Youth, Sprts & Comm. Emp.	P-SOC057-001	Devel. Of Childrens Park - HDh.Nolhivara	150,000.00	-
1215	Min. Youth, Sprts & Comm. Emp.	P-SOC058-001	Dev. Of Social Centre - GDh.Fiyoaree	501,859.00	208,902.68
1215	Min. Youth, Sprts & Comm. Emp.	P-SOC059-001	Estab. Of Social Centre - Dh.Bandidhoo	675,000.00	-
1215	Min. Youth, Sprts & Comm. Emp.	P-SOC060-001	Swimming Track - GA.Villingili	350,000.00	-
1215	Min. Youth, Sprts & Comm. Emp.	P-SOC061-001	Devel. Of Childrens Park - L.Mundoo	45,000.00	-
1215	Min. Youth, Sprts & Comm. Emp.	P-SOC062-001	Dev. Of Social Centre - Dh.Maaenboodhoo	675,000.00	-
1215	Min. Youth, Sprts & Comm. Emp.	P-SOC064-001	Devel. Of Youth Centre - AA.Maalhos	330,000.00	-
1215	Min. Youth, Sprts & Comm. Emp.	P-SOC065-001	Devel. Of Youth Centre -	682,418.00	-
1215	Min. Youth, Sprts & Comm. Emp.	P-SOC066-001	Devel. Of Youth Centre -	682,418.00	-
1215	Min. Youth, Sprts & Comm. Emp.	P-SOC071-001	Estab. Of Youth Innovation Lab - Male	1,815,000.00	-
1215	Min. Youth, Sprts & Comm. Emp.	P-SOC073-001	Devel. Of Youth Centre - S.Hulhudhoo	841,209.00	-
1215	Min. Youth, Sprts & Comm. Emp.	P-SOC074-001	Est. of Youth Centre - LH.Naifaru	682,418.00	-
1215	Min. Youth, Sprts & Comm. Emp.	P-SOC075-001	Est. of Youth Centre - GA.Gemanafushi	682,418.00	-
1215	Min. Youth, Sprts & Comm. Emp.	P-SPT003-001	Dev. of Football Ground - R.Maakurathu	144,869.00	1,313,764.06
1215	Min. Youth, Sprts & Comm. Emp.	P-SPT004-001	Dev. of Football Ground - R.Meedhoo	433,776.00	-
1215	Min. Youth, Sprts & Comm. Emp.	P-SPT005-001	Upgr. of Football Ground - Lh.Hinnavaru	389,488.00	273,848.97



Government of Maldives

Consolidated Financial Statement

1215	Min. Youth, Sprts & Comm. Emp.	P-SPT006-001	Recla & Dev. Football Ground -Fenfushi	316,412.00	1,378,325.75
1215	Min. Youth, Sprts & Comm. Emp.	P-SPT008-001	Development of Youth Centre - S.Meedhoo Stadium	841,209.00	-
1215	Min. Youth, Sprts & Comm. Emp.	P-SPT009-001	(FootballGround&Trac k)-S.Fevdhoo	414,074.00	1,898,387.30
1215	Min. Youth, Sprts & Comm. Emp.	P-SPT012-001	Upgrading of Football Ground - HDh.Finey	225,000.00	-
1215	Min. Youth, Sprts & Comm. Emp.	P-SPT014-001	Dev. of Football Ground -	562,667.00	3,365,174.08
1215	Min. Youth, Sprts & Comm. Emp.	P-SPT018-001	FootballGround Boundary Wall-	35,915.00	-
1215	Min. Youth, Sprts & Comm. Emp.	P-SPT019-001	Est. of Youth Centre - HDh.Vaikaradhoo	200,000.00	709,991.58
1215	Min. Youth, Sprts & Comm. Emp.	P-SPT021-001	Upg. of Football Ground - Lh.	501,859.00	-
1215	Min. Youth, Sprts & Comm. Emp.	P-SPT030-001	Football Ground Turffing - S. Maradhoo	1,034,065.00	2,504,706.29
1215	Min. Youth, Sprts & Comm. Emp.	P-SPT031-001	Dev. of Youth Centre - Th.Vilufushi	200,000.00	644,907.78
1215	Min. Youth, Sprts & Comm. Emp.	P-SPT032-001	Dev. of Football Ground - Th.Vilufushi	223,048.00	-
1215	Min. Youth, Sprts & Comm. Emp.	P-SPT033-001	Development of Sports Infrastructure - F	54,000.00	-
1215	Min. Youth, Sprts & Comm. Emp.	P-SPT034-001	Dev. Indo Sports Complex-Fuvahmulah	3,000,000.00	500,000.00
1215	Min. Youth, Sprts & Comm. Emp.	P-SPT035-003	Sports Arena Indo Complex -	21,454.00	-
1215	Min. Youth, Sprts & Comm. Emp.	P-SPT047-002	Estab. Of Football Ground Changing	700,000.00	-
1215	Min. Youth, Sprts & Comm. Emp.	P-SPT048-001	Estab. Of Outdoor Gym - GA.Dhaandhoo	4,285.00	369,608.00
1215	Min. Youth, Sprts & Comm. Emp.	P-SPT055-001	Devel. Of Football Ground Stadium - R.Dh	301,854.00	393,584.11
1215	Min. Youth, Sprts & Comm. Emp.	P-SPT056-001	Estab. Of Outdoor Gym - N.Maafaru	3,591.00	204,952.47
1215	Min. Youth, Sprts & Comm. Emp.	P-SPT057-001	Devel. Of Football Ground - Lh.Olhuvelif	231,392.00	851,359.06
1215	Min. Youth, Sprts & Comm. Emp.	P-SPT062-001	Estab. Of Outdoor Gym - HA.Thakandhoo	3,613.00	-
1215	Min. Youth, Sprts & Comm. Emp.	P-SPT063-001	Devel. Of Football Ground - GA.Villingil	1,032,030.00	5,129,024.36
1215	Min. Youth, Sprts & Comm. Emp.	P-SPT064-001	Devel. Of Football Ground - N.Velidhoo	139,934.00	1,257,366.39
1215	Min. Youth, Sprts & Comm. Emp.	P-SPT065-001	Devel. Of Football Ground - Adh.Maamigil	562,004.00	207,755.85
1215	Min. Youth, Sprts & Comm. Emp.	P-SPT066-001	Devel. Of Football Ground - R.Alifushi	657,914.00	347,222.25
1215	Min. Youth, Sprts & Comm. Emp.	P-SPT067-001	Devel. Of Football Ground - M.Dhiggaru	1,597,279.00	-
1215	Min. Youth, Sprts & Comm. Emp.	P-SPT069-001	Devel. Of Football Ground - Fuvamulaku	1,286,150.00	1,036,411.58
1215	Min. Youth, Sprts & Comm. Emp.	P-SPT071-001	Devel. Of Football Ground -	304,566.00	1,342,715.10
1215	Min. Youth, Sprts & Comm. Emp.	P-SPT074-001	Devel. Of Football Ground -	517,508.00	67,204.00
1215	Min. Youth, Sprts & Comm. Emp.	P-SPT074-002	Estab. Lighting at Football Ground - HDh	345,000.00	-
1215	Min. Youth, Sprts & Comm. Emp.	P-SPT075-001	Devel. Of Swimming Track -	105,000.00	-
1215	Min. Youth, Sprts & Comm. Emp.	P-SPT076-001	Devel. Of Football Ground - HDh.Neillaid	369,859.00	351,007.07
1215	Min. Youth, Sprts & Comm. Emp.	P-SPT079-001	Devel. Of Football Ground - HDh.Nolhivar	178,065.00	-



Government of Maldives

Consolidated Financial Statement

1215	Min. Youth, Sprts & Comm. Emp.	P-SPT079-002	Estab. Lighting at Football Ground - HDh	345,000.00	-
1215	Min. Youth, Sprts & Comm. Emp.	P-SPT081-001	Devel. Of Football Ground - Kulhudhuffus	220,412.00	4,807,337.43
1215	Min. Youth, Sprts & Comm. Emp.	P-SPT083-001	Devel. Of Football Ground - Sh.Milandhoo	91,988.00	6,169,784.71
1215	Min. Youth, Sprts & Comm. Emp.	P-SPT085-001	Devel. Of Football Ground - Sh.Foakaidho	94,212.00	4,777,550.14
1215	Min. Youth, Sprts & Comm. Emp.	P-SPT086-002	Estab. Lighting at Football Ground - N.H	345,000.00	-
1215	Min. Youth, Sprts & Comm. Emp.	P-SPT087-001	Devel. Of Football Ground - N.Kudafari	143,830.00	914,306.76
1215	Min. Youth, Sprts & Comm. Emp.	P-SPT089-001	Estab. Of Outdoor Gym - N.Manadhoo	3,591.00	50,000.00
1215	Min. Youth, Sprts & Comm. Emp.	P-SPT090-001	Devel. Of Football Ground - N.Miladhoo	225,000.00	713,953.22
1215	Min. Youth, Sprts & Comm. Emp.	P-SPT091-001	Devel. Of Football Ground - B.Thulhaadhoo	746,512.00	4,847,494.56
1215	Min. Youth, Sprts & Comm. Emp.	P-SPT092-001	Devel. Of Football Ground - K.Maafushi	129,934.00	274,404.28
1215	Min. Youth, Sprts & Comm. Emp.	P-SPT097-001	Estab. Of Futsal Ground -	41,822.00	287,968.00
1215	Min. Youth, Sprts & Comm. Emp.	P-SPT098-001	Devel. Of Football Ground - V.Keyodhoo	560,948.00	3,271,678.19
1215	Min. Youth, Sprts & Comm. Emp.	P-SPT099-001	Estab. Of Outdoor Gym - M.Naalaafushi	4,226.00	19,504.00
1215	Min. Youth, Sprts & Comm. Emp.	P-SPT100-001	Devel. Of Football Ground - Fuvamulak	1,458,335.00	2,449,255.80
1215	Min. Youth, Sprts & Comm. Emp.	P-SPT101-001	Devel. Of Indoor Volley Court - F.Feali	300,000.00	-
1215	Min. Youth, Sprts & Comm. Emp.	P-SPT103-001	Devel. Of Football Ground -	255,657.00	1,425,708.84
1215	Min. Youth, Sprts & Comm. Emp.	P-SPT104-001	Devel. Of Football Ground -	292,751.00	-
1215	Min. Youth, Sprts & Comm. Emp.	P-SPT105-001	Estab. Of Futsal Ground - Th.Kinbidhoo	45,587.00	493,452.84
1215	Min. Youth, Sprts & Comm. Emp.	P-SPT106-001	Estab. Of Outdoor Gym - Th.Kinbidhoo	6,000.00	94,340.00
1215	Min. Youth, Sprts & Comm. Emp.	P-SPT107-001	Devel. Of Football Ground - Th.Dhiyamigi	697,026.00	-
1215	Min. Youth, Sprts & Comm. Emp.	P-SPT108-001	Devel. Of Football Ground - Th.Thimarafu	236,952.00	1,565,073.99
1215	Min. Youth, Sprts & Comm. Emp.	P-SPT111-001	Devel. Of Football Ground -	798,142.00	709,436.23
1215	Min. Youth, Sprts & Comm. Emp.	P-SPT112-001	Upgrading Zone Stadium - L.Gan	212,000.00	1,388,348.98
1215	Min. Youth, Sprts & Comm. Emp.	P-SPT115-001	Upgrading Zone Stadium -	105,000.00	-
1215	Min. Youth, Sprts & Comm. Emp.	P-SPT116-001	Devel. Of Football Ground -	345,815.00	5,810,472.41
1215	Min. Youth, Sprts & Comm. Emp.	P-SPT117-001	Estab. Of Outdoor Gym - GDh.Thinadhoo	4,285.00	291,250.37
1215	Min. Youth, Sprts & Comm. Emp.	P-SPT118-001	Devel. Of Football Ground - S.Hithadhoo	1,055,768.00	1,817,995.94
1215	Min. Youth, Sprts & Comm. Emp.	P-SPT118-002	Estab. Of Changing Room - S.Hithadhoo	100,000.00	-
1215	Min. Youth, Sprts & Comm. Emp.	P-SPT119-001	Devel. Of Football Ground - S.Hulhudhoo	303,028.00	411,002.28
1215	Min. Youth, Sprts & Comm. Emp.	P-SPT120-001	Devel. Of Stadium - S.Feydhoo	570,000.00	2,608,404.11
1215	Min. Youth, Sprts & Comm. Emp.	P-SPT121-001	Devel. Of Football Ground - Sh.Funadhoo	437,054.00	1,369,345.49
1215	Min. Youth, Sprts & Comm. Emp.	P-SPT122-001	Estab. Of Outdoor Gym - K.Thulusdhoo	3,447.00	-



Government of Maldives

Consolidated Financial Statement

1215	Min. Youth, Sprts & Comm. Emp.	P-SPT124-001	Estab. Of Outdoor Gym - N.Maalhendhoo	3,591.00	-
1215	Min. Youth, Sprts & Comm. Emp.	P-SPT125-001	Estab. Of Outdoor Gym -	3,613.00	-
1215	Min. Youth, Sprts & Comm. Emp.	P-SPT127-001	Estab. Of Outdoor Gym -	3,582.00	-
1215	Min. Youth, Sprts & Comm. Emp.	P-SPT128-001	Devel. Of Football Ground - Villimale	28,830.00	-
1215	Min. Youth, Sprts & Comm. Emp.	P-SPT129-001	Devel. Of Football Ground -	1,307,020.00	674,031.21
1215	Min. Youth, Sprts & Comm. Emp.	P-SPT130-001	Estab. Of Synthetic Track - Fuvamulak	2,004,358.00	-
1215	Min. Youth, Sprts & Comm. Emp.	P-SPT131-001	Estab. Of Outdoor Gym -	3,613.00	55,026.91
1215	Min. Youth, Sprts & Comm. Emp.	P-SPT132-001	Devel. Of Football Ground -	1,359,218.00	1,254,227.01
1215	Min. Youth, Sprts & Comm. Emp.	P-SPT133-001	Devel. Of Football Ground - N.Manadhoo	318,911.00	1,419,681.48
1215	Min. Youth, Sprts & Comm. Emp.	P-SPT134-001	Estab. Of Futsal Ground - Male Galolhu	150,000.00	2,780,293.35
1215	Min. Youth, Sprts & Comm. Emp.	P-SPT135-001	Devel. Of Football Ground -	1,294,124.00	1,429,175.42
1215	Min. Youth, Sprts & Comm. Emp.	P-SPT138-001	Devel. Of Football Ground - N.Maafaru	291,116.00	21,300.00
1215	Min. Youth, Sprts & Comm. Emp.	P-SPT141-001	Developing Sub base - HA.Ihavandhoo	116,055.00	166,405.29
1215	Min. Youth, Sprts & Comm. Emp.	P-SPT141-002	Turfing Football Stadium -	178,065.00	362,885.20
1215	Min. Youth, Sprts & Comm. Emp.	P-SPT144-001	Developing Sub base - HA.Thuraakunu	213,387.00	-
1215	Min. Youth, Sprts & Comm. Emp.	P-SPT157-001	Turfing Football Ground - K.Guraidhoo	129,934.00	1,025,340.97
1215	Min. Youth, Sprts & Comm. Emp.	P-SPT157-002	Developing Sub base - K.Guraidhoo	78,842.00	-
1215	Min. Youth, Sprts & Comm. Emp.	P-SPT158-001	Turfing Football Ground - K.Gulhi	134,550.00	1,654,378.71
1215	Min. Youth, Sprts & Comm. Emp.	P-SPT158-002	Developing Sub base - K.Gulhi	46,816.00	1,341,723.05
1215	Min. Youth, Sprts & Comm. Emp.	P-SPT160-001	Estab. Lighting at Football Ground - AA.	338,227.00	1,541,229.03
1215	Min. Youth, Sprts & Comm. Emp.	P-SPT165-002	Estab. Of Football Ground - M.Mulah	500,000.00	-
1215	Min. Youth, Sprts & Comm. Emp.	P-SPT166-001	Install. Lighting System at Stadium - Dh	91,416.00	1,111,240.40
1215	Min. Youth, Sprts & Comm. Emp.	P-SPT172-001	Devel. Of Outdoor Gym - HA. Baarah	3,613.00	-
1215	Min. Youth, Sprts & Comm. Emp.	P-SPT174-001	Devel. Of Outdoor Gym - Sh. Foakaidhoo	3,596.00	-
1215	Min. Youth, Sprts & Comm. Emp.	P-SPT175-001	Devel. Of Outdoor Gym - Sh. Kanditheemu	3,596.00	125,000.00
1215	Min. Youth, Sprts & Comm. Emp.	P-SPT176-001	Devel. Of Outdoor Gym - N. Henbadhoo	3,591.00	-
1215	Min. Youth, Sprts & Comm. Emp.	P-SPT177-001	Devel. Of Outdoor Gym - N. Velidhoo	3,591.00	-
1215	Min. Youth, Sprts & Comm. Emp.	P-SPT178-001	Devel. Of Outdoor Gym - N. Kudafari	3,591.00	-
1215	Min. Youth, Sprts & Comm. Emp.	P-SPT182-001	Devel. Of Outdoor Gym - R. Inguraidhoo	3,582.00	-
1215	Min. Youth, Sprts & Comm. Emp.	P-SPT183-001	Devel. Of Outdoor Gym - R. Innamaadhoo	3,582.00	-
1215	Min. Youth, Sprts & Comm. Emp.	P-SPT184-001	Devel. Of Outdoor Gym - R. Fainu	3,582.00	-
1215	Min. Youth, Sprts & Comm. Emp.	P-SPT186-001	Devel. Of Outdoor Gym - B. Goidhoo	3,582.00	-



Government of Maldives

Consolidated Financial Statement

1215	Min. Youth, Sprts & Comm. Emp.	P-SPT190-001	Devel. Of Outdoor Gym - K. Dhiffushi	3,500.00	95,000.00
1215	Min. Youth, Sprts & Comm. Emp.	P-SPT196-001	Devel. Of Outdoor Gym - Dh. Meedhoo	4,078.00	150,718.22
1215	Min. Youth, Sprts & Comm. Emp.	P-SPT200-001	Devel. Of Outdoor Gym - F. Feeali	4,078.00	44,076.00
1215	Min. Youth, Sprts & Comm. Emp.	P-SPT201-001	Devel. Of Outdoor Gym - Th. Hirilandhoo	4,167.00	19,504.00
1215	Min. Youth, Sprts & Comm. Emp.	P-SPT202-001	Devel. Of Outdoor Gym - Th. Kandoodhoo	4,167.00	-
1215	Min. Youth, Sprts & Comm. Emp.	P-SPT205-001	Devel. Of Outdoor Gym - L.Mundoo	125,000.00	-
1215	Min. Youth, Sprts & Comm. Emp.	P-SPT207-001	Devel. Of Outdoor Gym - L. Kalaidhoo	8,364.00	1,214,505.44
1215	Min. Youth, Sprts & Comm. Emp.	P-SPT209-001	Devel. Of Outdoor Gym - GA.	4,285.00	19,504.00
1215	Min. Youth, Sprts & Comm. Emp.	P-SPT210-001	Devel. Of Outdoor Gym - GDh.	4,285.00	-
1215	Min. Youth, Sprts & Comm. Emp.	P-SPT211-001	Estab. Of Synthetic Track - K.Male	417,056.00	678,359.60
1215	Min. Youth, Sprts & Comm. Emp.	P-SPT213-001	Estab. Football Ground - AA.Bodufulhadho	776,585.00	2,151,439.33
1215	Min. Youth, Sprts & Comm. Emp.	P-SPT214-001	Devel. Turf ground and handball court -	1,919,432.00	607,740.73
1215	Min. Youth, Sprts & Comm. Emp.	P-SPT215-001	Dev. Of National Basketball Centre	2,004,358.00	-
1215	Min. Youth, Sprts & Comm. Emp.	P-SPT216-001	Dev. Of National Table Tennis Centre	2,004,358.00	-
1215	Min. Youth, Sprts & Comm. Emp.	P-SPT217-001	Dev. Of National Netball Centre	18,197,802.00	-
1215	Min. Youth, Sprts & Comm. Emp.	P-SPT218-001	Estab. Of Badminton Court Complex - Hulh	2,004,358.00	-
1215	Min. Youth, Sprts & Comm. Emp.	P-SPT219-001	Estab. Of Synthetic Track - S.Hithadhoo	2,004,358.00	-
1215	Min. Youth, Sprts & Comm. Emp.	P-SPT220-001	Estab. Of Synthetic Track - Kulhudhuffus	2,004,358.00	-
1215	Min. Youth, Sprts & Comm. Emp.	P-SPT221-001	Estab. Of Synthetic Track - GDh.Thinadho	2,004,358.00	-
1215	Min. Youth, Sprts & Comm. Emp.	P-SPT223-001	Estab. Of Indoor Volley Court - Male Cit	2,250,000.00	2,334,647.41
1215	Min. Youth, Sprts & Comm. Emp.	P-SPT225-001	Estab. Of Football Ground - Sh.Kandithee	1,171,004.00	3,156,605.22
1215	Min. Youth, Sprts & Comm. Emp.	P-SPT226-001	Estab. Of Football Ground - R.Vaadhoo	525,000.00	421,863.38
1215	Min. Youth, Sprts & Comm. Emp.	P-SPT227-001	Estab. Of Football Ground -	1,901,222.00	3,012,566.75
1215	Min. Youth, Sprts & Comm. Emp.	P-SPT228-001	Estab. Of Football Ground -	822,491.00	3,866,591.37
1215	Min. Youth, Sprts & Comm. Emp.	P-SPT229-001	Dev. Of Skating Park - Fuvamulak City	150,000.00	-
1215	Min. Youth, Sprts & Comm. Emp.	P-SPT230-001	Dev. Of Skating Park - B.Goidhoo	150,000.00	-
1215	Min. Youth, Sprts & Comm. Emp.	P-SPT231-001	Estab. Of Football Ground - HA.Baarah	111,524.00	-
1215	Min. Youth, Sprts & Comm. Emp.	P-SPT231-002	Upgrading Of Football Ground - HA.Baarah	500,000.00	-
1215	Min. Youth, Sprts & Comm. Emp.	P-SPT232-002	Devel. Of Football Ground - Th.Madifushi	780,669.00	648,263.67
1215	Min. Youth, Sprts & Comm. Emp.	P-SPT233-001	Dev. Of Volley Court - HDh. Kulhudhuffus	195,000.00	127,200.00
1215	Min. Youth, Sprts & Comm. Emp.	P-SPT234-001	Dev. Of Volley Court - S. Feydhoo	195,000.00	33.00
1215	Min. Youth, Sprts & Comm. Emp.	P-SPT235-001	Dev. Of Volley Court - Fuvahmulah City	195,000.00	-



Government of Maldives

Consolidated Financial Statement

1215	Min. Youth, Sprts & Comm. Emp.	P-SPT236-001	Dev. Of Volley Court - Th. Hirilandhoo	195,000.00	-
1215	Min. Youth, Sprts & Comm. Emp.	P-SPT237-001	Dev. Of Volley Court - GA. Villingili	195,000.00	-
1215	Min. Youth, Sprts & Comm. Emp.	P-SPT238-001	Dev. Of Volley Court - GA. Nilandhoo	195,000.00	-
1215	Min. Youth, Sprts & Comm. Emp.	P-SPT239-001	Dev. Of Volley Court - Th. Madifushi	195,000.00	-
1215	Min. Youth, Sprts & Comm. Emp.	P-SPT240-001	Dev. Of Volley Court - F. Nilandhoo	195,000.00	-
1215	Min. Youth, Sprts & Comm. Emp.	P-SPT241-001	Dev. Of Volley Court - M. Dhiggaru	195,000.00	1,940.00
1215	Min. Youth, Sprts & Comm. Emp.	P-SPT242-001	Dev. Of Volley Court - V. Keyodhoo	446,097.00	30,000.00
1215	Min. Youth, Sprts & Comm. Emp.	P-SPT243-001	Dev. Of Volley Court - V. Felidhoo	195,000.00	-
1215	Min. Youth, Sprts & Comm. Emp.	P-SPT244-001	Dev. Of Volley Court - K. Thulusdhoo	195,000.00	1,080,054.70
1215	Min. Youth, Sprts & Comm. Emp.	P-SPT245-001	Dev. Of Volley Court - Lh. Hinnavaru	195,000.00	762,224.80
1215	Min. Youth, Sprts & Comm. Emp.	P-SPT246-001	Dev. Of Volley Court - B. Goidhoo	195,000.00	762,224.80
1215	Min. Youth, Sprts & Comm. Emp.	P-SPT247-001	Dev. Of Volley Court - B. Kendhoo	195,000.00	-
1215	Min. Youth, Sprts & Comm. Emp.	P-SPT248-001	Dev. Of Volley Court - M. Mulah	195,000.00	-
1215	Min. Youth, Sprts & Comm. Emp.	P-SPT249-001	Dev. Of Volley Court - Sh. Funadhoo	195,000.00	-
1215	Min. Youth, Sprts & Comm. Emp.	P-SPT250-001	Dev. Of Volley Court - L. Fonadhoo	195,000.00	-
1215	Min. Youth, Sprts & Comm. Emp.	P-SPT251-001	Dev. Of Volley Court - HDh. Finey	195,000.00	762,224.80
1215	Min. Youth, Sprts & Comm. Emp.	P-SPT253-001	Upgrading Of Futsal Ground - S.Meedhoo	180,000.00	696,506.13
1215	Min. Youth, Sprts & Comm. Emp.	P-SPT254-001	Estab. Of Surf Track - Fuvahmulah City	83,643.00	44,096.00
1215	Min. Youth, Sprts & Comm. Emp.	P-SPT255-001	Estab. Of Surf Track - GDh. Vaadhoo	83,643.00	283,435.60
1215	Min. Youth, Sprts & Comm. Emp.	P-SPT256-001	Estab. Of Surf Track - GDh. Gaddhoo	60,000.00	-
1215	Min. Youth, Sprts & Comm. Emp.	P-SPT257-001	Estab. Of Surf Track - L. Maabaidhoo	60,000.00	-
1215	Min. Youth, Sprts & Comm. Emp.	P-SPT260-001	Estab. Of Surf Track - R. Rasmaadhoo	20,000.00	265,000.00
1215	Min. Youth, Sprts & Comm. Emp.	P-SPT261-001	Estab. Of Surf Track - N. Lhoi	83,643.00	237,000.00
1215	Min. Youth, Sprts & Comm. Emp.	P-SPT262-001	Estab. Of Football Ground - HA.	1,122,759.00	2,592,938.17
1215	Min. Youth, Sprts & Comm. Emp.	P-SPT263-001	Devel. Of Sports Complex - R.Alifushi	200,000.00	-
1215	Min. Youth, Sprts & Comm. Emp.	P-SPT264-001	Stands and Lighting Of Football Ground -	525,000.00	2,839,335.89
1215	Min. Youth, Sprts & Comm. Emp.	P-SPT265-001	Dev. Of Volley Court - F.Magoodhoo	36,245.00	-
1215	Min. Youth, Sprts & Comm. Emp.	P-SPT266-001	Estab. Of Football Ground -	683,086.00	2,227,434.48
1215	Min. Youth, Sprts & Comm. Emp.	P-SPT267-001	Devel. Of Badminton Court - GA.Dhaandhoo	278,811.00	-
1215	Min. Youth, Sprts & Comm. Emp.	P-SPT268-001	Dev. Of Volley Court - GA.Dhaandhoo	195,000.00	-
1215	Min. Youth, Sprts & Comm. Emp.	P-SPT269-001	Estab. Of Stadium - Fuvahmulah City	300,000.00	500,000.00
1215	Min. Youth, Sprts & Comm. Emp.	P-SPT270-001	Devel. Of Dhiguvaadu Futsal Ground - Fuva	180,000.00	724,391.97



Government of Maldives

Consolidated Financial Statement

1215	Min. Youth, Sprts & Comm. Emp.	P-SPT271-001	Devel. Of Football Ground - AA.Thoddoo	1,914,571.00	2,099,240.58
1215	Min. Youth, Sprts & Comm. Emp.	P-SPT271-002	Estab. Lighting at Football Ground - AA.	345,000.00	-
1215	Min. Youth, Sprts & Comm. Emp.	P-SPT272-001	Estab. Of Turf Football Ground - Sh.Feev	710,967.00	4,695,943.25
1215	Min. Youth, Sprts & Comm. Emp.	P-SPT273-001	Dev. Of Volley Court - Sh.Milandhoo	195,000.00	-
1215	Min. Youth, Sprts & Comm. Emp.	P-SPT274-001	Repairing Futsal Ground -	150,000.00	498,943.59
1215	Min. Youth, Sprts & Comm. Emp.	P-SPT275-001	Estab. Of Netball Court - HDh.Kurinbi	75,000.00	-
1215	Min. Youth, Sprts & Comm. Emp.	P-SPT276-001	Dev. Of Volley Court - HDh.Kumundhoo	180,000.00	762,224.80
1215	Min. Youth, Sprts & Comm. Emp.	P-SPT277-001	Dev. Of Volley Court - HDh.Neykurendhoo	195,000.00	762,224.80
1215	Min. Youth, Sprts & Comm. Emp.	P-SPT278-001	Devel. Of Handball Court -	105,000.00	-
1215	Min. Youth, Sprts & Comm. Emp.	P-SPT279-001	Devel. Of Youth Centre - S.Maradhoo	675,000.00	-
1215	Min. Youth, Sprts & Comm. Emp.	P-SPT280-001	Devel. Of Football Ground Stands -	418,216.00	922,934.36
1215	Min. Youth, Sprts & Comm. Emp.	P-SPT281-001	Devel. Of Football Ground - L.Fonadhoo	750,000.00	687,920.38
1215	Min. Youth, Sprts & Comm. Emp.	P-SPT282-001	Devel. Of Indoor Volley Court -	334,573.00	-
1215	Min. Youth, Sprts & Comm. Emp.	P-SPT283-001	Devel. Of Football Ground - K.Dhiffushi	1,906,643.00	6,157,332.49
1215	Min. Youth, Sprts & Comm. Emp.	P-SPT284-001	Devel. Of Football Ground -	1,917,516.00	5,653,383.91
1215	Min. Youth, Sprts & Comm. Emp.	P-SPT285-001	Dev. Of Volley Court - V.Fulidhoo	195,000.00	-
1215	Min. Youth, Sprts & Comm. Emp.	P-SPT286-001	Dev. Of Volley Court - GA.Kolamaafushi	195,000.00	-
1215	Min. Youth, Sprts & Comm. Emp.	P-SPT287-001	Devel. Of Outdoor Gym - L.Dhanbidhoo	15,000.00	-
1215	Min. Youth, Sprts & Comm. Emp.	P-SPT288-001	Completion of Indoor Hall - F.Dharanbood	26,250.00	-
1215	Min. Youth, Sprts & Comm. Emp.	P-SPT289-001	Dev. Of National Volley Court - Male Cit	682,418.00	-
1215	Min. Youth, Sprts & Comm. Emp.	P-SPT290-001	Devel of Futsal Ground -	195,000.00	-
1215	Min. Youth, Sprts & Comm. Emp.	P-SPT291-001	Devel. Of Childrens Park - AA.Bodufolhad	75,000.00	-
1215	Min. Youth, Sprts & Comm. Emp.	P-SPT292-001	Devel. Of Childrens Park - B.Dharavandho	75,000.00	-
1215	Min. Youth, Sprts & Comm. Emp.	P-SPT293-001	Devel. Of Childrens Park - B.Hithaadhoo	75,000.00	-
1215	Min. Youth, Sprts & Comm. Emp.	P-SPT294-001	Devel. Of Childrens Park - B.Kamadhoo	75,000.00	-
1215	Min. Youth, Sprts & Comm. Emp.	P-SPT295-001	Repr. Futsal Ground Boundary Wall & Fenc	75,000.00	-
1215	Min. Youth, Sprts & Comm. Emp.	P-SPT296-001	Devel. Of Childrens Park - DH.Rinbudhoo	75,000.00	-
1215	Min. Youth, Sprts & Comm. Emp.	P-SPT297-001	Devel. Of Childrens Park - HA.Kelaa	75,000.00	-
1215	Min. Youth, Sprts & Comm. Emp.	P-SPT298-001	Devel. Of Childrens Park - R.Inguraidhoo	150,000.00	-
1215	Min. Youth, Sprts & Comm. Emp.	P-SPT299-001	Devel. Of Childrens Park - Sh.Kanditheem	75,000.00	-
1215	Min. Youth, Sprts & Comm. Emp.	P-SPT300-001	Devel. Of Childrens Park - Sh.Narudhoo	75,000.00	-
1215	Min. Youth, Sprts & Comm. Emp.	P-SPT301-001	Devel. Of Childrens Park - TH.Gaadhifush	75,000.00	-



Government of Maldives

Consolidated Financial Statement

1215	Min. Youth, Sprts & Comm. Emp.	P-SPT302-001	Devel. Of Childrens Park - TH.Hirilandho	75,000.00	-
1215	Min. Youth, Sprts & Comm. Emp.	P-SPT303-001	Devel. Of Childrens Park - TH.Thimarafus	75,000.00	-
1215	Min. Youth, Sprts & Comm. Emp.	P-SPT304-001	Devel. Of Childrens Park - V.Rakeedhoo	75,000.00	-
1215	Min. Youth, Sprts & Comm. Emp.	P-SPT305-001	Estab. Lighting & Rostrum at Football Gr	1,020,000.00	-
1215	Min. Youth, Sprts & Comm. Emp.	P-SPT306-001	Devel. Of Outdoor Gym - R.Angolhitheem	125,000.00	-
1215	Min. Youth, Sprts & Comm. Emp.	P-SPT307-001	Devel. Of Outdoor Gym - R.Vaadhoo	175,000.00	-
1215	Min. Youth, Sprts & Comm. Emp.	P-SPT308-001	Devel. Of Outdoor Gym - SH.Lhaimagu	125,000.00	-
1215	Min. Youth, Sprts & Comm. Emp.	P-SPT309-001	Devel. Of Outdoor Gym - TH.Veymandoo	125,000.00	-
1215	Min. Youth, Sprts & Comm. Emp.	P-SPT310-001	Developing Sub base & Turf - N.Landhoo	750,000.00	-
1215	Min. Youth, Sprts & Comm. Emp.	P-SPT311-001	Estab. Football Ground - AA.Feridhoo	1,050,000.00	-
1215	Min. Youth, Sprts & Comm. Emp.	P-SPT312-001	Estab. Football Ground - Adh.Mandhoo	1,050,000.00	-
1215	Min. Youth, Sprts & Comm. Emp.	P-SPT313-001	Estab. Football Ground - B.Kamadhoo	1,050,000.00	-
1215	Min. Youth, Sprts & Comm. Emp.	P-SPT314-001	Estab. Football Ground - F.Magoodhoo	1,050,000.00	-
1215	Min. Youth, Sprts & Comm. Emp.	P-SPT315-001	Estab. Football Ground - HA.Utheem	1,050,000.00	-
1215	Min. Youth, Sprts & Comm. Emp.	P-SPT316-001	Estab. Football Ground - HDh.Hirimaradho	1,050,000.00	-
1215	Min. Youth, Sprts & Comm. Emp.	P-SPT317-001	Estab. Football Ground - HDh.Naivaadhoo	1,050,000.00	-
1215	Min. Youth, Sprts & Comm. Emp.	P-SPT318-001	Estab. Football Ground - R.Hulhudhuffaar	1,050,000.00	-
1215	Min. Youth, Sprts & Comm. Emp.	P-SPT319-001	Estab. Football Ground - V.Felidhoo	1,050,000.00	-
1215	Min. Youth, Sprts & Comm. Emp.	P-SPT320-001	Estab. Of Futsal Ground - B.Eydhafushi	195,000.00	-
1215	Min. Youth, Sprts & Comm. Emp.	P-SPT321-001	Estab. Of Futsal Ground -	195,000.00	-
1215	Min. Youth, Sprts & Comm. Emp.	P-SPT322-001	Estab. Of Futsal Ground -	195,000.00	-
1215	Min. Youth, Sprts & Comm. Emp.	P-SPT323-001	Estab. Of Futsal Ground - L.Gan	195,000.00	-
1215	Min. Youth, Sprts & Comm. Emp.	P-SPT324-001	Estab. Of Futsal Ground -	195,000.00	-
1215	Min. Youth, Sprts & Comm. Emp.	P-SPT325-001	Estab. Of Handball Court - L.Hithadhoo	67,500.00	-
1215	Min. Youth, Sprts & Comm. Emp.	P-SPT326-001	Estab. Of Handball Court - TH.Omadhoo	150,000.00	-
1215	Min. Youth, Sprts & Comm. Emp.	P-SPT327-001	Estab. Of Indoor Complex -	682,418.00	-
1215	Min. Youth, Sprts & Comm. Emp.	P-SPT328-001	Estab. Of Indoor Complex for New	1,350,000.00	-
1215	Min. Youth, Sprts & Comm. Emp.	P-SPT329-001	Estab. Of Indoor Volley Court -	108,000.00	-
1215	Min. Youth, Sprts & Comm. Emp.	P-SPT330-001	Estab. Of Indoor Volley Court -	180,000.00	-
1215	Min. Youth, Sprts & Comm. Emp.	P-SPT331-001	Estab. Of Indoor Volley Court - Hdh.Vaik	180,000.00	-
1215	Min. Youth, Sprts & Comm. Emp.	P-SPT332-001	Estab. Of Kasaba Stadium Futsal Ground	1,050,000.00	-
1215	Min. Youth, Sprts & Comm. Emp.	P-SPT333-001	Repr. Futsal Ground Boundary Wall & Fenc	75,000.00	-



Government of Maldives

Consolidated Financial Statement

1215	Min. Youth, Sprts & Comm. Emp.	P-SPT334-001	Repairing Futsal Ground Boundary	75,000.00	-
1215	Min. Youth, Sprts & Comm. Emp.	P-SPT335-001	Repairing Futsal Ground Boundary	75,000.00	-
1215	Min. Youth, Sprts & Comm. Emp.	P-SPT336-001	Repairing Futsal Ground Boundary	75,000.00	-
1215	Min. Youth, Sprts & Comm. Emp.	P-SPT337-001	Repairing Futsal Ground Boundary	75,000.00	-
1215	Min. Youth, Sprts & Comm. Emp.	P-SPT338-001	Repairing Futsal Ground Boundary	75,000.00	-
1215	Min. Youth, Sprts & Comm. Emp.	P-SPT339-001	Repairing Futsal Ground Boundary	75,000.00	-
1215	Min. Youth, Sprts & Comm. Emp.	P-SPT340-001	Repairing Futsal Ground Boundary	75,000.00	-
1215	Min. Youth, Sprts & Comm. Emp.	P-SPT341-001	Upgrading of Male Kulhivaru Ekuveni	1,725,000.00	-
1215	Min. Youth, Sprts & Comm. Emp.	P-SPT342-001	Estab. Of Outdoor Gym -	125,000.00	-
1215	Min. Youth, Sprts & Comm. Emp.	P-SPT344-001	Estab. Of Netball Court - S.Feydhoo	75,000.00	-
1215	Min. Youth, Sprts & Comm. Emp.	P-SPT345-001	Devel. Of Futsal Ground with Futsal	525,000.00	-
1215	Min. Youth, Sprts & Comm. Emp.	P-SPT346-001	Estab. Of Swimming Track - HA.Hoarafushi	350,000.00	-
1215	Min. Youth, Sprts & Comm. Emp.	P-SPT347-001	Dev. Of Volley Court - HA.Hoarafushi	180,000.00	-
1215	Min. Youth, Sprts & Comm. Emp.	P-SPT348-001	Estab. Lighting at Football Ground - S.M	345,000.00	-
1215	Min. Youth, Sprts & Comm. Emp.	P-SPT349-001	Devel. Of Football Ground - SH.Feydhoo	1,050,000.00	-
1215	Min. Youth, Sprts & Comm. Emp.	P-SPT350-001	Dev. Of Volley Court - LH.Kurendhoo	180,000.00	-
1215	Min. Youth, Sprts & Comm. Emp.	P-SPT351-001	Repr. Futsal Ground Boundary Wall & Fenc	75,000.00	-
1215	Min. Youth, Sprts & Comm. Emp.	P-SPT352-001	Dev. Of Volley Court - B.Kihaadhoo	180,000.00	-
1215	Min. Youth, Sprts & Comm. Emp.	P-SPT353-001	Dev. Of Volley Court - B.Dharavandhoo	180,000.00	-
1215	Min. Youth, Sprts & Comm. Emp.	P-SPT354-001	Estab. Of Swimming Track - S.Maradhoo fe	350,000.00	-
1215	Min. Youth, Sprts & Comm. Emp.	P-SPT355-001	Estab. Of Football Ground - R.Ungoofaaru	1,050,000.00	-
1215	Min. Youth, Sprts & Comm. Emp.	P-SPT356-001	Estab. Of Futsal Ground - Villimale	195,000.00	-
1215	Min. Youth, Sprts & Comm. Emp.	P-SPT357-001	Estab. Of Football Ground - N.Lhohi	1,050,000.00	-
1215	Min. Youth, Sprts & Comm. Emp.	P-SPT358-001	Dev. Of Volley Court - N.Maafaru	180,000.00	-
1215	Min. Youth, Sprts & Comm. Emp.	P-SPT359-001	Estab. Of Football Ground -	500,000.00	-
1215	Min. Youth, Sprts & Comm. Emp.	P-SPT360-001	Devel. Of Football Ground Stands - Fuvah	525,000.00	-
1215	Min. Youth, Sprts & Comm. Emp.	P-SPT362-001	Devel. Of Badminton Court - Aa.Thoddoo	1,000,000.00	-
1215	Min. Youth, Sprts & Comm. Emp.	P-SPT364-001	Repairing Futsal Ground Fence -	250,000.00	-
1215	Min. Youth, Sprts & Comm. Emp.	P-SPT365-001	Repairing Futsal Ground -	300,000.00	-
		Total		196,032,091.00	164,364,058.97
1224	Min. Ntnl. Plan. Housing&infra	P-AIR001-002	Upgrading of Airport - Hdh.Hanimaadhoo	58,454,920.00	-
1224	Min. Ntnl. Plan. Housing&infra	P-AIR003-001	Development of Airport - M. Muli	1,366,385.00	63,974,823.40
1224	Min. Ntnl. Plan. Housing&infra	P-AIR004-001	Developing Airpoirt - Faresmaathoda	12,118,481.00	50,431,208.32



Government of Maldives

Consolidated Financial Statement

1224	Min. Ntnl. Plan. Housing&infra	P-AIR005-001	Extension of Airport - N.Maafaru	4,561,067.00	17,615.00
1224	Min. Ntnl. Plan. Housing&infra	P-AIR006-001	Dev. Of Domestic Airports on Multiple Is	20,000,000.00	34,732,340.45
1224	Min. Ntnl. Plan. Housing&infra	P-AIR007-001	Upgrading of Airport - S.Gan	6,000,881.00	-
1224	Min. Ntnl. Plan. Housing&infra	P-AIR011-003	Coastal Protection - HA.Hoarafushi Airpo	9,140,630.00	62,595,660.20
1224	Min. Ntnl. Plan. Housing&infra	P-BRG001-001	Bridge Const. Study GA.Villigili-Kooddoo	450,000.00	-
1224	Min. Ntnl. Plan. Housing&infra	P-CPT001-001	Revetment Project - GDh.Thinadoo	4,575,000.00	-
1224	Min. Ntnl. Plan. Housing&infra	P-CPT002-001	Coastal Protection - Sh.Milandhoo	3,021,810.00	6,277,852.98
1224	Min. Ntnl. Plan. Housing&infra	P-CPT003-001	Coastal Protection - ADh.Omadhoo	1,547,235.00	-
1224	Min. Ntnl. Plan. Housing&infra	P-CPT004-001	Coastal Protection - M.Dhiggaru	152,274.00	2,594,403.00
1224	Min. Ntnl. Plan. Housing&infra	P-CPT006-001	Coastal Protection - Th.Vandhoo	1,195,956.00	-
1224	Min. Ntnl. Plan. Housing&infra	P-CPT007-001	Coastal Protection - GDh.Rathafandhoo	1,352,988.00	1,024,833.97
1224	Min. Ntnl. Plan. Housing&infra	P-CPT008-001	Coastal Protection (Study)- S.Meedhoo	163,459.00	3,812,041.12
1224	Min. Ntnl. Plan. Housing&infra	P-CPT012-001	Coastal Protection - Lh.Olhuvelifushi	699,609.00	-
1224	Min. Ntnl. Plan. Housing&infra	P-CPT014-001	Coastal Protection - M.Kolhufushi	2,263,934.00	11,142,114.80
1224	Min. Ntnl. Plan. Housing&infra	P-CPT015-001	Coastal Protection - M. Mulah	1,913,498.00	7,076,633.60
1224	Min. Ntnl. Plan. Housing&infra	P-CPT016-001	Coastal Protection - Th. Buruni	2,263,934.00	5,874,832.97
1224	Min. Ntnl. Plan. Housing&infra	P-CPT017-001	Coastal Protection - GA.Gemanafushi	1,000,000.00	-
1224	Min. Ntnl. Plan. Housing&infra	P-CPT018-001	Coastal Protection - S. Hithadhoo	3,341,018.00	-
1224	Min. Ntnl. Plan. Housing&infra	P-CPT018-002	Coastal Protection - S. Hithadhoo (Beyru	2,502,609.00	1,746,886.10
1224	Min. Ntnl. Plan. Housing&infra	P-CPT019-001	Coastal Protection- Gn.Fuvamulah-OREO	64,635,694.00	43,776,984.66
1224	Min. Ntnl. Plan. Housing&infra	P-CPT023-001	Coastal Protection - Lh.Kurendhoo	1,126,490.00	18,477,881.97
1224	Min. Ntnl. Plan. Housing&infra	P-CPT024-001	Coastal Protection - AA.Rasdhoo	821,748.00	-
1224	Min. Ntnl. Plan. Housing&infra	P-CPT025-001	Coastal Protection - HA.Filladhoo	200,000.00	-
1224	Min. Ntnl. Plan. Housing&infra	P-CPT026-001	Coastal Protection - HDh.Naivaadhoo	2,322,000.00	-
1224	Min. Ntnl. Plan. Housing&infra	P-CPT027-001	Coastal Protection - Sh.Komandoo	2,602,200.00	64,814,022.20
1224	Min. Ntnl. Plan. Housing&infra	P-CPT028-001	Coastal Protection - Sh.Maaungoodhoo	1,890,000.00	-
1224	Min. Ntnl. Plan. Housing&infra	P-CPT029-001	Coastal Protection - N.Henbadhoo	140,811.00	659,574.77
1224	Min. Ntnl. Plan. Housing&infra	P-CPT030-001	Coastal Protection - N.Kudafari	397,500.00	2,251,683.59
1224	Min. Ntnl. Plan. Housing&infra	P-CPT032-001	Coastal Protection - R.Rasmaadhoo	250,483.00	7,037,437.12
1224	Min. Ntnl. Plan. Housing&infra	P-CPT032-002	Coastal Protection South Side - R.Rasmaa	1,050,000.00	-
1224	Min. Ntnl. Plan. Housing&infra	P-CPT033-001	Coastal Protection - R.Vaadhoo	200,000.00	-
1224	Min. Ntnl. Plan. Housing&infra	P-CPT034-001	Coastal Protection - B.Kendhoo	2,250,000.00	38,239,623.42



Government of Maldives

Consolidated Financial Statement

1224	Min. Ntnl. Plan. Housing&infra	P-CPT035-001	Coastal Protection - B.Thulhaadhoo	571,005.00	7,749,178.56
1224	Min. Ntnl. Plan. Housing&infra	P-CPT036-001	Coastal Protection - AA.Mathiveri	783,750.00	-
1224	Min. Ntnl. Plan. Housing&infra	P-CPT037-001	Coastal Protection - Adh.Mahibadhoo	200,000.00	-
1224	Min. Ntnl. Plan. Housing&infra	P-CPT038-001	Coastal Protection - V.Fulidhoo	5,475,112.00	16,391,701.54
1224	Min. Ntnl. Plan. Housing&infra	P-CPT039-001	Coastal Protection - V.Felidhoo	3,075,450.00	-
1224	Min. Ntnl. Plan. Housing&infra	P-CPT040-001	Devel. Swimming Area & Coastal Protectio	1,174,500.00	-
1224	Min. Ntnl. Plan. Housing&infra	P-CPT041-001	Coastal Protection - Th.Dhiyamigili	200,000.00	3,474,627.00
1224	Min. Ntnl. Plan. Housing&infra	P-CPT042-001	Coastal Protection - Th.Thimarafushi	1,159,500.00	-
1224	Min. Ntnl. Plan. Housing&infra	P-CPT043-001	Coastal Protection - Th.Gaadhiffushi	2,234,449.00	-
1224	Min. Ntnl. Plan. Housing&infra	P-CPT044-001	Coastal Protection - GA.Dhehvadhoo	802,994.00	-
1224	Min. Ntnl. Plan. Housing&infra	P-CPT045-001	Devel. East Breakwater & Upgr. Old Jetty	4,575,000.00	-
1224	Min. Ntnl. Plan. Housing&infra	P-CPT046-001	Coastal Protection - B.Dhonfanu	563,245.00	10,095,135.60
1224	Min. Ntnl. Plan. Housing&infra	P-CPT047-001	Coastal Protection - R.Hulhudhuffaar	368,217.00	-
1224	Min. Ntnl. Plan. Housing&infra	P-CPT050-001	Coastal Protection - HA.Hoarafushi	319,976.00	512,169.04
1224	Min. Ntnl. Plan. Housing&infra	P-CPT051-001	Coastal Protection - Adh.Kunburudhoo	3,748,019.00	8,510.34
1224	Min. Ntnl. Plan. Housing&infra	P-CPT052-001	Coastal Protection - Adh.Dhigurah	2,250,000.00	-
1224	Min. Ntnl. Plan. Housing&infra	P-CPT053-001	Coastal Protection - HA.Dhihdhoo	501,250.00	2,227,335.69
1224	Min. Ntnl. Plan. Housing&infra	P-CPT054-001	Coastal Protection - R.Maduvvari	1,562,795.00	-
1224	Min. Ntnl. Plan. Housing&infra	P-CPT055-001	Coastal Protection - B.Maalhos	2,242,527.00	-
1224	Min. Ntnl. Plan. Housing&infra	P-CPT056-001	Coastal Protection - M.Maduvvari	200,000.00	-
1224	Min. Ntnl. Plan. Housing&infra	P-CPT057-001	Coastal Protection - M M M M M	2,301,772.00	-
1224	Min. Ntnl. Plan. Housing&infra	P-CPT058-001	Coastal Protection - R.Ungoofaar	611,471.00	-
1224	Min. Ntnl. Plan. Housing&infra	P-CPT059-001	Coastal Protection - R.Kinolhas	2,366,640.00	-
1224	Min. Ntnl. Plan. Housing&infra	P-CPT060-001	Coastal Protection - V.Rakeedhoo	774,283.00	8,603,908.30
1224	Min. Ntnl. Plan. Housing&infra	P-CPT061-001	Coastal Protection - B.Dharavandhoo	1,139,868.00	12,737,270.37
1224	Min. Ntnl. Plan. Housing&infra	P-CPT062-001	Coastal Protection - K.Himmafushi	200,000.00	-
1224	Min. Ntnl. Plan. Housing&infra	P-CPT063-001	Coastal Protection - B.Kudarikilu	2,212,485.00	-
1224	Min. Ntnl. Plan. Housing&infra	P-CPT064-001	Coastal Protection - HDh.Nellaidhoo	281,623.00	12,033,384.63
1224	Min. Ntnl. Plan. Housing&infra	P-CPT065-001	Coastal Protection - R.Faniu	192,272.00	6,636,462.81
1224	Min. Ntnl. Plan. Housing&infra	P-CPT066-001	Coastal Protection - N.Maalhendhoo	1,495,018.00	-
1224	Min. Ntnl. Plan. Housing&infra	P-CPT067-001	Coastal Protection - GDh.Nadella	2,202,609.00	-
1224	Min. Ntnl. Plan. Housing&infra	P-CPT068-001	Coastal Protection - F.Nilandhoo	2,202,609.00	-
1224	Min. Ntnl. Plan. Housing&infra	P-CPT069-001	Coastal Protection - AA.Thoddo	783,750.00	-



Government of Maldives

Consolidated Financial Statement

1224	Min. Ntnl. Plan. Housing&infra	P-CPT070-001	Coastal Protection - ADh.Dhangethi	2,584,504.00	-
1224	Min. Ntnl. Plan. Housing&infra	P-CPT071-001	Coastal Protection - B.Hithaadhoo	2,556,075.00	-
1224	Min. Ntnl. Plan. Housing&infra	P-CPT072-001	Coastal Protection - Dh.Bandidhoo	2,584,504.00	-
1224	Min. Ntnl. Plan. Housing&infra	P-CPT073-001	Coastal Protection - DH. Rinbudhoo	200,000.00	-
1224	Min. Ntnl. Plan. Housing&infra	P-CPT074-001	Coastal Protection - I. Gan	2,584,504.00	-
1224	Min. Ntnl. Plan. Housing&infra	P-CPT075-001	Coastal Protection - L.Maabaidhoo	2,584,504.00	-
1224	Min. Ntnl. Plan. Housing&infra	P-CPT076-001	Coastal Protection - L.Maamendhoo	2,584,504.00	-
1224	Min. Ntnl. Plan. Housing&infra	P-CPT077-001	Coastal Protection - N.Holhudhoo	1,141,890.00	-
1224	Min. Ntnl. Plan. Housing&infra	P-CPT079-001	Coastal Protection - R.Maakurathu	2,584,504.00	-
1224	Min. Ntnl. Plan. Housing&infra	P-CPT080-001	Coastal Protection of Kulhudhufushi Airp	2,175,000.00	-
1224	Min. Ntnl. Plan. Housing&infra	P-CPT081-001	Coastal Protection - V.Keyodhoo	2,584,504.00	-
1224	Min. Ntnl. Plan. Housing&infra	P-CPT082-001	Coastal Protection - SH.Komandoo	2,584,504.00	-
1224	Min. Ntnl. Plan. Housing&infra	P-CPT083-001	Coastal Protection - R.Innamaadhoo	2,584,504.00	-
1224	Min. Ntnl. Plan. Housing&infra	P-CPT084-001	Coastal Protection - TH.Madifushi	2,584,504.00	-
1224	Min. Ntnl. Plan. Housing&infra	P-DRG006-001	Estab. Drainage System - HA.Dhihdhoo	1,200,000.00	-
1224	Min. Ntnl. Plan. Housing&infra	P-DRG007-001	Estab. Drainage System -	4,875,000.00	-
1224	Min. Ntnl. Plan. Housing&infra	P-DRG008-001	Estab. Drainage System -	750,000.00	597,106.62
1224	Min. Ntnl. Plan. Housing&infra	P-DRG009-001	Estab. Drainage System -	1,350,000.00	-
1224	Min. Ntnl. Plan. Housing&infra	P-DRG010-001	Estab. Drainage System -	200,000.00	-
1224	Min. Ntnl. Plan. Housing&infra	P-DRG013-001	Estab. Water & Sewerage System -	4,953,884.00	4,334,109.98
1224	Min. Ntnl. Plan. Housing&infra	P-DRG014-001	Estab. Water & Sewerage System -	5,013,390.00	2,210,972.54
1224	Min. Ntnl. Plan. Housing&infra	P-DRG015-001	Estab. Water & Sewerage System -	4,227,249.00	597,969.28
1224	Min. Ntnl. Plan. Housing&infra	P-HBR002-001	Upgrading of Harbour - R. Rasgetheemu	1,977,297.00	11,965,166.89
1224	Min. Ntnl. Plan. Housing&infra	P-HBR003-001	V. Keyodhoo Harbor (Phase 2)	-	1,510,679.12
1224	Min. Ntnl. Plan. Housing&infra	P-HBR004-001	Habour Construction - HA.Molhadhoo	1,699,461.00	6,581,398.29
1224	Min. Ntnl. Plan. Housing&infra	P-HBR005-001	Upgrading of Habour - HDh.Nellaidhoo	2,160,000.00	11,587,865.74
1224	Min. Ntnl. Plan. Housing&infra	P-HBR006-001	Development of slipway -	200,000.00	-
1224	Min. Ntnl. Plan. Housing&infra	P-HBR007-001	Reconstruction of Habour - Sh.Feevah	666,636.00	5,489,348.30
1224	Min. Ntnl. Plan. Housing&infra	P-HBR008-001	Upgr.Habour&Shore Protection-	1,093,383.00	28,394,683.54
1224	Min. Ntnl. Plan. Housing&infra	P-HBR010-001	Upgrading of Habour - Sh.Bileffahi	937,193.00	19,827,625.33
1224	Min. Ntnl. Plan. Housing&infra	P-HBR011-001	Upgrading of Habour - Sh.Feydhoo	646,228.00	15,225,500.86
1224	Min. Ntnl. Plan. Housing&infra	P-HBR012-001	Upgrading of Habour - Sh.Komandoo	1,469,876.00	1,336,182.90
1224	Min. Ntnl. Plan. Housing&infra	P-HBR013-001	Upgrading of Habour - N.Miladhoo	1,031,933.00	43,210,884.33



Government of Maldives

Consolidated Financial Statement

1224	Min. Ntnl. Plan. Housing&infra	P-HBR014-001	Upgrading of Harbour - N.Landhoo	2,057,312.00	25,777,151.97
1224	Min. Ntnl. Plan. Housing&infra	P-HBR015-001	Harbour Construction - R.Maduvvari	3,470,000.00	5,422,327.48
1224	Min. Ntnl. Plan. Housing&infra	P-HBR016-001	Upgrading of Harbour - R.Rasmadhoo	466,961.00	12,410,316.11
1224	Min. Ntnl. Plan. Housing&infra	P-HBR021-001	Harbour Construction - ADh.Mandhoo	5,945,745.00	17,319,402.35
1224	Min. Ntnl. Plan. Housing&infra	P-HBR022-001	Construction of T-Jetty - V.Rakeedhoo	1,063,747.00	1,831,569.02
1224	Min. Ntnl. Plan. Housing&infra	P-HBR023-001	Harbour Construction - Dh.Rinbudhoo	1,671,569.00	15,165.00
1224	Min. Ntnl. Plan. Housing&infra	P-HBR024-001	Upgrading of Harbour - Dh.Hulhudheli	6,156,149.00	21,215,047.93
1224	Min. Ntnl. Plan. Housing&infra	P-HBR025-001	Upgrading of Harbour - Dh.Meedhoo	6,217,641.00	13,081,317.30
1224	Min. Ntnl. Plan. Housing&infra	P-HBR026-001	Reconstruction of Harbour - Th.Guraidhoo	2,293,835.00	18,762,610.44
1224	Min. Ntnl. Plan. Housing&infra	P-HBR027-001	Harbour Construction - Th.Omadhoo	1,832,020.00	-
1224	Min. Ntnl. Plan. Housing&infra	P-HBR028-001	Upgrading of Harbour - L.Isdhoo	1,773,700.00	10,820.00
1224	Min. Ntnl. Plan. Housing&infra	P-HBR030-001	Breakwater project - GA.Maamendhoo	1,603,107.00	-
1224	Min. Ntnl. Plan. Housing&infra	P-HBR032-002	Development Of Slipway -	200,000.00	-
1224	Min. Ntnl. Plan. Housing&infra	P-HBR033-001	Upgrading of Harbour - Fuvahmulah City	7,914,513.00	-
1224	Min. Ntnl. Plan. Housing&infra	P-HBR034-001	Upgr. Harbour and Revetment -	1,810,912.00	1,996,743.33
1224	Min. Ntnl. Plan. Housing&infra	P-HBR035-001	Harbour Construction - S.Maradhoo Feydhoo	2,049,599.00	53,738.00
1224	Min. Ntnl. Plan. Housing&infra	P-HBR037-001	V. Felidhoo Harbour	955,163.00	-
1224	Min. Ntnl. Plan. Housing&infra	P-HBR038-001	R. Angolitheem Harbor Upgrading	4,996,324.00	12,149,286.60
1224	Min. Ntnl. Plan. Housing&infra	P-HBR039-001	Sh. Foakaidhoo Harbor Upgrading	3,306,961.00	47,396,843.84
1224	Min. Ntnl. Plan. Housing&infra	P-HBR040-001	Completion of Breakwater - Th.	317,129.00	-
1224	Min. Ntnl. Plan. Housing&infra	P-HBR041-001	Harbor Project Ph 2 - GA. Villingili	575,353.00	144,217.71
1224	Min. Ntnl. Plan. Housing&infra	P-HBR041-002	Harbor Project Ph 3 - GA. Villingili	6,118,363.00	-
1224	Min. Ntnl. Plan. Housing&infra	P-HBR042-001	Harbor Upgrading - HA. Ihavandhoo	2,868,054.00	24,929,869.51
1224	Min. Ntnl. Plan. Housing&infra	P-HBR043-001	Jetty Construction - HA. Dhidhdhoo	6,730,813.00	-
1224	Min. Ntnl. Plan. Housing&infra	P-HBR045-001	Harbor Upgrading - HDh. Hanimaadhoo	6,525,707.00	39,144,021.78
1224	Min. Ntnl. Plan. Housing&infra	P-HBR046-002	Repairing Harbour - HDh. Naivaadhoo	1,924,050.00	23,850.00
1224	Min. Ntnl. Plan. Housing&infra	P-HBR047-001	Harbor Project (Phase II)- K. Himmafushi	5,796,470.00	23,142,216.29
1224	Min. Ntnl. Plan. Housing&infra	P-HBR048-001	Harbor Upgrading - K. Huraa	200,000.00	-
1224	Min. Ntnl. Plan. Housing&infra	P-HBR049-001	Harbor Upgrading - ADh.	5,575,757.00	19,020,250.66
1224	Min. Ntnl. Plan. Housing&infra	P-HBR051-001	Harbor Construction - ADh. Dhidhdhoo	1,258,351.00	-
1224	Min. Ntnl. Plan. Housing&infra	P-HBR052-001	Harbor Upgrading - F.Dharanboodhoo	5,679,233.00	13,917,295.48
1224	Min. Ntnl. Plan. Housing&infra	P-HBR055-001	Construction of Breakwater - L. Maavah	1,369,940.00	1,368,800.53
1224	Min. Ntnl. Plan. Housing&infra	P-HBR058-001	Dev. of Quay Wall - GA. Kanduhulhudhoo	-	3,799,721.94



Government of Maldives

Consolidated Financial Statement

1224	Min. Ntnl. Plan. Housing&infra	P-HBR059-001	Ice Plant Jetty Construction - GDh.	974,135.00	-
1224	Min. Ntnl. Plan. Housing&infra	P-HBR060-001	Expansion of Harbour entrance channel -	3,735,000.00	13,597,666.43
1224	Min. Ntnl. Plan. Housing&infra	P-HBR064-001	Developing Harbour - HA.Baarah	1,282,528.00	1,842,205.67
1224	Min. Ntnl. Plan. Housing&infra	P-HBR065-001	Expansion of Harbour - HA.Uligamu	8,775,000.00	-
1224	Min. Ntnl. Plan. Housing&infra	P-HBR065-002	Expan. of Harbour & Const. of Entrance C	6,059,769.00	-
1224	Min. Ntnl. Plan. Housing&infra	P-HBR066-001	Developing Harbour - HA.Muraidhoo	5,195,715.00	14,123,367.22
1224	Min. Ntnl. Plan. Housing&infra	P-HBR067-001	Developing Harbour - HA.Dhihdhoo	6,730,813.00	33,029,257.28
1224	Min. Ntnl. Plan. Housing&infra	P-HBR068-001	Upgrading Entrance Channel -	2,212,500.00	3,383,213.51
1224	Min. Ntnl. Plan. Housing&infra	P-HBR069-001	Developing Entrance Channel -	1,833,075.00	3,750,441.24
1224	Min. Ntnl. Plan. Housing&infra	P-HBR070-001	Upgrading Harbour - Sh.Maroshi	3,676,117.00	15,631,731.88
1224	Min. Ntnl. Plan. Housing&infra	P-HBR072-001	Upgrading Harbour - N.Lhohi	6,278,000.00	3,040.00
1224	Min. Ntnl. Plan. Housing&infra	P-HBR073-001	Developing Entrance Channel - N.Manadhoo	2,155,204.00	9,555,650.36
1224	Min. Ntnl. Plan. Housing&infra	P-HBR074-001	Upgrading Entrance Channel - R.Ungoofaar	1,849,500.00	3,510,893.52
1224	Min. Ntnl. Plan. Housing&infra	P-HBR075-001	Extension of Harbour - R.Maakurath	4,019,520.00	12,460,522.96
1224	Min. Ntnl. Plan. Housing&infra	P-HBR076-001	Developing Breakwater & Quay	3,389,709.00	3,924,950.18
1224	Min. Ntnl. Plan. Housing&infra	P-HBR077-001	Reconstruction of Harbour - B.Kamadhoo	6,620,250.00	8,735,263.50
1224	Min. Ntnl. Plan. Housing&infra	P-HBR078-001	Developing Harbour - B.Eydhafushi	200,000.00	-
1224	Min. Ntnl. Plan. Housing&infra	P-HBR079-001	Upgrading Harbour - Lh.Hinnavaru	11,609,668.00	18,312,842.14
1224	Min. Ntnl. Plan. Housing&infra	P-HBR080-001	Developing Quay Wall - K.Kaashidhoo	1,500,000.00	24,486.00
1224	Min. Ntnl. Plan. Housing&infra	P-HBR081-001	Devel. Breakwater at Ferry Terminal - AA	1,262,500.00	4,859,925.98
1224	Min. Ntnl. Plan. Housing&infra	P-HBR082-001	Reconstruction of Harbour -	8,224,659.00	26,391,527.64
1224	Min. Ntnl. Plan. Housing&infra	P-HBR083-001	Upgrading Harbour - Adh.Fenfushi	4,472,120.00	15,656,832.87
1224	Min. Ntnl. Plan. Housing&infra	P-HBR084-001	Upgrading Harbour - V.Thinadhoo	5,992,770.00	-
1224	Min. Ntnl. Plan. Housing&infra	P-HBR085-001	Reconstruction of Harbour - M.Muli	3,919,484.00	-
1224	Min. Ntnl. Plan. Housing&infra	P-HBR086-001	Upgrading Harbour - M.Dhiggaru	200,000.00	-
1224	Min. Ntnl. Plan. Housing&infra	P-HBR087-001	Reconstruction of Harbour -	4,590,495.00	7,384,546.49
1224	Min. Ntnl. Plan. Housing&infra	P-HBR088-001	Extension of Harbour - GA.Dhaandhoo	6,431,525.00	27,252,975.68
1224	Min. Ntnl. Plan. Housing&infra	P-HBR090-001	Developing New Entrance Channel -	4,486,650.00	13,606,075.45
1224	Min. Ntnl. Plan. Housing&infra	P-HBR091-001	Developing Quay Wall - S.Hithadhoo	6,157,821.00	2,449,574.48
1224	Min. Ntnl. Plan. Housing&infra	P-HBR092-001	Developing Harbour - S.Hulhudhoo	1,924,157.00	18,569,777.54
1224	Min. Ntnl. Plan. Housing&infra	P-HBR093-001	Reconstruction of Breakwater -	-	1,354,975.70
1224	Min. Ntnl. Plan. Housing&infra	P-HBR094-001	Developing Slipway - N.Kendhikulhudhoo	1,017,750.00	-



Government of Maldives

Consolidated Financial Statement

1224	Min. Ntnl. Plan. Housing&infra	P-HBR095-001	Port Development Project - K.Gulhifalhu	21,000,000.00	7,999,632.48
1224	Min. Ntnl. Plan. Housing&infra	P-HBR096-001	Upgrading Harbour - T.Con	4,264,261.00	12,106,669.91
1224	Min. Ntnl. Plan. Housing&infra	P-HBR097-001	Developing Breakwater -	6,601,650.00	-
1224	Min. Ntnl. Plan. Housing&infra	P-HBR100-001	Development Of Slipway - N.Velidhoo	1,770,332.00	15,153,553.61
1224	Min. Ntnl. Plan. Housing&infra	P-HBR101-001	Developing Harbour - Sh.Maangoodhoo	5,899,238.00	10,767,241.46
1224	Min. Ntnl. Plan. Housing&infra	P-HBR102-001	Devel. Of Breakwater and Harbour - R.Dhu	200,000.00	-
1224	Min. Ntnl. Plan. Housing&infra	P-HBR103-001	Repairing Harbour - Sh.Narudhoo	5,602,470.00	6,593,634.44
1224	Min. Ntnl. Plan. Housing&infra	P-HBR104-001	Upgrading Harbour - Th.Buruni	5,902,035.00	-
1224	Min. Ntnl. Plan. Housing&infra	P-HBR106-001	Upgrading Harbour - L.Maamendhoo	6,670,796.00	-
1224	Min. Ntnl. Plan. Housing&infra	P-HBR107-000	Jetty Construction - HDh.Kulhudhuffushi	200,000.00	-
1224	Min. Ntnl. Plan. Housing&infra	P-HBR108-000	Devel. Of Ferry Terminal - Lh.Naifaru	630,000.00	-
1224	Min. Ntnl. Plan. Housing&infra	P-HBR111-001	Devel. Of Breakwater - LH.Kurendhoo	2,625,756.00	-
1224	Min. Ntnl. Plan. Housing&infra	P-HBR112-001	Habour Survey and Designing - GDh.Fiyoar	135,000.00	-
1224	Min. Ntnl. Plan. Housing&infra	P-HBR113-001	Harbor Construction - L.Kalaidhoo	6,054,001.00	-
1224	Min. Ntnl. Plan. Housing&infra	P-HBR114-001	High Speed Ferry Network Access	30,000,000.00	-
1224	Min. Ntnl. Plan. Housing&infra	P-HBR115-001	Repairing Harbour - B.Maalhoo	6,054,001.00	-
1224	Min. Ntnl. Plan. Housing&infra	P-HBR116-001	Upgrading Breakwater - GA.Gemanafushi	2,250,000.00	-
1224	Min. Ntnl. Plan. Housing&infra	P-HBR117-001	Upgrading Entrance Channel - B.Thulhaadh	2,250,000.00	-
1224	Min. Ntnl. Plan. Housing&infra	P-HBR118-001	Upgrading Entrance Channel - N.Kendhikul	2,250,000.00	-
1224	Min. Ntnl. Plan. Housing&infra	P-HBR119-001	Upgrading Harbour - AA.Mathiveri	1,500,000.00	-
1224	Min. Ntnl. Plan. Housing&infra	P-HBR120-001	Upgrading Harbour - AA.Ukulhas	3,787,500.00	-
1224	Min. Ntnl. Plan. Housing&infra	P-HBR121-001	Upgrading Harbour - Adh.Dhigurah	6,054,001.00	-
1224	Min. Ntnl. Plan. Housing&infra	P-HBR122-001	Upgrading Harbour - Adh.Omadhoo	200,000.00	-
1224	Min. Ntnl. Plan. Housing&infra	P-HBR123-001	Upgrading Harbour - B.Dharavandhoo	4,200,000.00	-
1224	Min. Ntnl. Plan. Housing&infra	P-HBR124-001	Upgrading Harbour - K.Maafushi	3,787,500.00	-
1224	Min. Ntnl. Plan. Housing&infra	P-HBR125-001	Upgrading Harbour - M.Naalaafushi	200,000.00	-
1224	Min. Ntnl. Plan. Housing&infra	P-HBR126-001	Upgrading Harbour - S.Feydhoo	5,700,000.00	-
1224	Min. Ntnl. Plan. Housing&infra	P-HBR127-001	Upgrading Harbour - TH.Thimarafushi	6,000,000.00	-
1224	Min. Ntnl. Plan. Housing&infra	P-HBR128-001	Upgrading of Jetty - R.Angolitheem	200,000.00	-
1224	Min. Ntnl. Plan. Housing&infra	P-HBR129-001	Upgrading Harbour - H.Dh.Finey	1,000,000.00	-
1224	Min. Ntnl. Plan. Housing&infra	P-HBR130-001	Const. of Entrance Channel - N.Kudafari	1,000,000.00	-
1224	Min. Ntnl. Plan. Housing&infra	P-HBR131-001	Const. of Entrance Channel - R.Inguraidh	2,250,000.00	-
1224	Min. Ntnl. Plan. Housing&infra	P-HBR132-001	Upgrading Harbour - H.DH.Neykurendhoo	4,002,631.00	-



Government of Maldives

Consolidated Financial Statement

1224	Min. Ntnl. Plan. Housing&infra	P-HBR133-001	Upgrading Harbour - Aa.Feridhoo	3,002,631.00	-
1224	Min. Ntnl. Plan. Housing&infra	P-HBR134-001	Upgrading Harbour - Sh.Milandhoo	200,000.00	-
1224	Min. Ntnl. Plan. Housing&infra	P-HBR135-001	Ease of Access to Quay Wall -	500,000.00	-
1224	Min. Ntnl. Plan. Housing&infra	P-HBR136-001	Repairing Harbour - K.Gaafaru	1,000,000.00	-
1224	Min. Ntnl. Plan. Housing&infra	P-HBR137-001	Upgrading Harbour - Dh.Kudahuvadhoo	1,182,418.00	-
1224	Min. Ntnl. Plan. Housing&infra	P-HBR138-001	Reconstruction of Harbour - GDh.	-	9,050,697.92
1224	Min. Ntnl. Plan. Housing&infra	P-HBR139-001	Expan. of Harbour & Const. of en-M.Mulah	-	1,432,961.00
1224	Min. Ntnl. Plan. Housing&infra	P-HLT073-001	Const. of Cancer Hospital - L.Gan	53,231,901.00	631,528.13
1224	Min. Ntnl. Plan. Housing&infra	P-HOU001-002	Const. of 100 Housing units - B.Thulhaadhoo	6,817,858.00	29,434,530.51
1224	Min. Ntnl. Plan. Housing&infra	P-HOU002-002	Const. of 150 Housing Units - M.Kolhufushi	8,564,822.00	1,955,366.33
1224	Min. Ntnl. Plan. Housing&infra	P-HOU003-002	Fuvahmulah Flat area Landscape and fence	958,893.00	496,202.65
1224	Min. Ntnl. Plan. Housing&infra	P-HOU004-002	Const. of 100 Housing Units - Thimarafushi	5,890,016.00	30,079,382.45
1224	Min. Ntnl. Plan. Housing&infra	P-HOU010-003	Finishing of POLCO Housing Flats	18,952,500.00	139,682,480.13
1224	Min. Ntnl. Plan. Housing&infra	P-HOU011-001	Affordable Housing Scheme Project	56,684,880.00	963,052.26
1224	Min. Ntnl. Plan. Housing&infra	P-HOU012-002	Development of 1500 Housing Units - Ph2	3,614,471.00	29,341,360.03
1224	Min. Ntnl. Plan. Housing&infra	P-HOU014-003	Devel. Of 60 Housing Units - HDh.Nolhiva	1,911,883.00	955,941.49
1224	Min. Ntnl. Plan. Housing&infra	P-HOU018-001	Completion Of 56 Housing Units -	7,868,846.00	10,757,799.41
1224	Min. Ntnl. Plan. Housing&infra	P-HOU019-002	Completion Of Housing Units -	9,914,785.00	45,205,228.65
1224	Min. Ntnl. Plan. Housing&infra	P-HOU021-001	Finishing Of 100 Housing units -	13,540,045.00	-
1224	Min. Ntnl. Plan. Housing&infra	P-HOU022-001	Finishing Of 105 Housing units -	7,949,519.00	49,294,594.26
1224	Min. Ntnl. Plan. Housing&infra	P-HOU025-001	Repair of 5 Housing Units - HA.Dhihdhoo	152,717.00	762,000.00
1224	Min. Ntnl. Plan. Housing&infra	P-HOU026-001	Const. of 1 Housing Unit - Dh.Kudahuvadh	493,344.00	-
1224	Min. Ntnl. Plan. Housing&infra	P-HOU027-001	National Social Housing Project	448,512,777.00	211,372,499.43
1224	Min. Ntnl. Plan. Housing&infra	P-HOU029-001	Repairing Sinamale Flats - Male City	600,000.00	-
1224	Min. Ntnl. Plan. Housing&infra	P-HOU030-001	Repairing Male Hiya - Male City	750,000.00	-
1224	Min. Ntnl. Plan. Housing&infra	P-HOU031-001	Const. Of 100 Housing units - L.Gan	-	12,700,882.80
1224	Min. Ntnl. Plan. Housing&infra	P-HOU032-001	Const. Of 50 Housing units - GA.Villingi	-	9,710,111.67
1224	Min. Ntnl. Plan. Housing&infra	P-HOU033-001	Const. Of 50 Housing units - Sh.Milandho	-	6,920,769.50
1224	Min. Ntnl. Plan. Housing&infra	P-HOU034-001	Con. Of 400 Housn unt - HDh.Kulhudhuffushi	-	77,333,674.63
1224	Min. Ntnl. Plan. Housing&infra	P-HOU035-001	Const. Of 75 Housing units - HA.Dhihdhoo	-	22,125,709.20
1224	Min. Ntnl. Plan. Housing&infra	P-HOU036-001	Const. Of 40 Housing units - N.Manadhoo	-	6,140,375.69
1224	Min. Ntnl. Plan. Housing&infra	P-HOU037-001	Con. Of 200 Housin units - GDh.Thinadhoo	-	16,294.60



Government of Maldives

Consolidated Financial Statement

1224	Min. Ntnl. Plan. Housing&infra	P-HTE009-085	Estab. Water & Sewerage System -	8,144,559.00	24,036,729.44
1224	Min. Ntnl. Plan. Housing&infra	P-HTE011-023	Developing Harbour - L.Mundoo	6,193,140.00	-
1224	Min. Ntnl. Plan. Housing&infra	P-HTE011-029	Land Reclamation - M.Dhiggaru	5,576,209.00	103,213,876.54
1224	Min. Ntnl. Plan. Housing&infra	P-HTE011-047	Developing Harbour - GDh.Fares maathoda	200,000.00	-
1224	Min. Ntnl. Plan. Housing&infra	P-HTE011-054	Harbor Construction - R.Inguraidhoo	-	1,171,211.35
1224	Min. Ntnl. Plan. Housing&infra	P-HTE011-064	Developing Roads - N.Manadhoo	4,910,130.00	8,932,034.49
1224	Min. Ntnl. Plan. Housing&infra	P-HTE011-073	Developing Harbour - HDh.Kurinbi	4,305,090.00	26,235.00
1224	Min. Ntnl. Plan. Housing&infra	P-HTE011-122	Upgrading Harbour - R.Kinolhas	4,583,033.00	25,575,460.65
1224	Min. Ntnl. Plan. Housing&infra	P-HTE011-127	Upgrading Harbour - AA.Maalhos	8,364,314.00	16,095,818.11
1224	Min. Ntnl. Plan. Housing&infra	P-HTE011-137	Harbor Construction - B.Thulhaadhoo	-	2,576,891.06
1224	Min. Ntnl. Plan. Housing&infra	P-HTE011-141	Completion of Breakwater -	2,250,000.00	-
1224	Min. Ntnl. Plan. Housing&infra	P-HTE011-143	Reconstruction of Harbours - IDB	-	7,187,559.03
1224	Min. Ntnl. Plan. Housing&infra	P-HTE011-149	Developing Entrance Channel - K.Kaashidh	800,000.00	-
1224	Min. Ntnl. Plan. Housing&infra	P-HTE011-151	Coastal Protection - K.Thulusdhoo	2,478,231.00	-
1224	Min. Ntnl. Plan. Housing&infra	P-HTE012-005	Reconstruction of Harbour - M.Veyvah	2,436,296.00	2,562,417.80
1224	Min. Ntnl. Plan. Housing&infra	P-HTE046-007	Developing Jetty - N.Fohdhoo	2,325,180.00	-
1224	Min. Ntnl. Plan. Housing&infra	P-HTE046-010	Developing Jetty - M.Raiymandhoo	7,032,713.00	-
1224	Min. Ntnl. Plan. Housing&infra	P-HTE046-011	Developing Harbour - N.Henbadhoo	1,530,904.00	1,514,250.69
1224	Min. Ntnl. Plan. Housing&infra	P-HTE046-013	Developing Harbour - B.Fulhadhoo	1,394,053.00	8,798,981.15
1224	Min. Ntnl. Plan. Housing&infra	P-HTE046-014	Developing Harbour - B.Fehendhoo	1,449,815.00	8,767,990.33
1224	Min. Ntnl. Plan. Housing&infra	P-HTE061-002	Developing Roads - GDh.Thinadhoo	11,820,131.00	25,021,261.78
1224	Min. Ntnl. Plan. Housing&infra	P-HTE061-004	Developing Roads - HDh.Hanimadhoo	6,412,708.00	1,636,861.12
1224	Min. Ntnl. Plan. Housing&infra	P-HTE061-005	Developing Roads - Dh.Kudahuvadhoo	1,700,000.00	31,897,418.63
1224	Min. Ntnl. Plan. Housing&infra	P-HTE061-009	Upgrading Roads - Male	8,585,640.00	17,880,493.39
1224	Min. Ntnl. Plan. Housing&infra	P-HTE061-014	Dev. Roads Ph 2 - Addu City	200,000.00	-
1224	Min. Ntnl. Plan. Housing&infra	P-HTE069-012	Const. of 100 Housing Units in Lh.Hinnav	-	16,613,636.00
1224	Min. Ntnl. Plan. Housing&infra	P-HTE069-015	Const. of 100 Housing Units in Lh.Naifar	3,055,786.00	2,785,858.69
1224	Min. Ntnl. Plan. Housing&infra	P-HTE072-004	Construction of King Salman Mosque	846,758.00	16,830,532.12
1224	Min. Ntnl. Plan. Housing&infra	P-HTE072-007	Greater Male Connectivity Project	1,557,383,052.00	1,744,624,684.54
1224	Min. Ntnl. Plan. Housing&infra	P-HTE077-001	Harbour Expansion Project - Kulhudhuffus	-	137,114.71
1224	Min. Ntnl. Plan. Housing&infra	P-HTE084-001	Developing Roads - R.Ungoofaaruu	1,519,395.00	15,078,036.27
1224	Min. Ntnl. Plan. Housing&infra	P-HTE122-002	Storm Water Development and	334,573.00	1,126,337.88
1224	Min. Ntnl. Plan. Housing&infra	P-HTE129-001	Developing Roads - R.Dhuvaafaru	4,072,345.00	26,558,155.32



Government of Maldives

Consolidated Financial Statement

1224	Min. Ntnl. Plan. Housing&infra	P-HTE158-001	Installing Street Lights in Road Devel.	1,575,000.00	-
1224	Min. Ntnl. Plan. Housing&infra	P-HTE162-001	Developing Regional Hospital - S.Hithadh	-	11,733,700.12
1224	Min. Ntnl. Plan. Housing&infra	P-LND004-001	Land Reclamation & Coastal Protection -	6,383,490.00	-
1224	Min. Ntnl. Plan. Housing&infra	P-LND005-001	Land Reclamation - K.Gulhifalhu	16,875,908.00	358,119,164.34
1224	Min. Ntnl. Plan. Housing&infra	P-LND006-001	Land Reclamation - F.Bileidhoo	4,300,000.00	-
1224	Min. Ntnl. Plan. Housing&infra	P-LND007-001	Land Reclamation & Devel. Beach - Th.Kin	5,450,000.00	-
1224	Min. Ntnl. Plan. Housing&infra	P-LND008-001	Land Reclamation - GA.Kolamaafushi	3,430,373.00	-
1224	Min. Ntnl. Plan. Housing&infra	P-LND009-001	Land Reclamation - R.Ungoofaaru	1,924,955.00	-
1224	Min. Ntnl. Plan. Housing&infra	P-MEE058-001	Estab. Water System - Th.Madifushi	6,802,533.00	7,667,726.62
1224	Min. Ntnl. Plan. Housing&infra	P-MEE102-001	Estab. Water System - HDh.Naivaadhoo	1,693,741.00	2,362,934.75
1224	Min. Ntnl. Plan. Housing&infra	P-MEE103-001	Estab. Water System - Adh.Hanyaameedhoo	3,048,828.00	11,852,818.91
1224	Min. Ntnl. Plan. Housing&infra	P-MIA014-003	Finishing of Islamic Centre - GDh.Thinad	720,000.00	-
1224	Min. Ntnl. Plan. Housing&infra	P-OFF001-001	Contruction of MNPI Office Building	10,360,963.00	38,647,761.49
1224	Min. Ntnl. Plan. Housing&infra	P-OFF002-001	Renovating Min. Of Foreign Affaris	36,000.00	-
1224	Min. Ntnl. Plan. Housing&infra	P-OFF005-001	Const. Of Office Complex -	200,000.00	-
1224	Min. Ntnl. Plan. Housing&infra	P-OFF007-001	Repairing of Majilis Speakers Temp. Resi	-	3,555,553.86
1224	Min. Ntnl. Plan. Housing&infra	P-OFF008-001	Repairing of Chief Judge's Temp. Residen	-	1,972,397.04
1224	Min. Ntnl. Plan. Housing&infra	P-OFF009-001	Const. Of Office Complex - L.Fonadhoo	200,000.00	-
1224	Min. Ntnl. Plan. Housing&infra	P-OTH001-001	Maldives Urban Dev. & Reslience Project	62,529,045.00	11,594,488.63
1224	Min. Ntnl. Plan. Housing&infra	P-OTH014-001	Building 2 Parkings Buildings	3,000,000.00	-
1224	Min. Ntnl. Plan. Housing&infra	P-REC001-001	K.Huraa Land Reclamation&revetment (Ph2)	1,812,940.00	3,672,939.94
1224	Min. Ntnl. Plan. Housing&infra	P-REC002-001	Land Reclamation - HA.Ihavandhoo	3,456,158.00	1,432,761.72
1224	Min. Ntnl. Plan. Housing&infra	P-REC003-001	Land Reclamation - HA.Thuraakunu	1,640,061.00	49,571.29
1224	Min. Ntnl. Plan. Housing&infra	P-REC004-001	Land Reclamation - R.Dhuvaafaru	3,868,042.00	26,799,546.35
1224	Min. Ntnl. Plan. Housing&infra	P-REC005-001	Land Reclamation - K.Gulhi	2,788,104.00	-
1224	Min. Ntnl. Plan. Housing&infra	P-REC006-001	Land Reclamation - K.Guraidhoo	4,924,498.00	8,644,555.69
1224	Min. Ntnl. Plan. Housing&infra	P-REC007-001	Land Reclamation - K.Maafushi	6,448,368.00	17,361,553.84
1224	Min. Ntnl. Plan. Housing&infra	P-REC008-001	Land Reclamation - AA.Ukulhas	1,994,912.00	4,522,245.50
1224	Min. Ntnl. Plan. Housing&infra	P-REC009-001	Land Reclamation - AA.Bodufulhadhoo	2,198,934.00	19,940.00
1224	Min. Ntnl. Plan. Housing&infra	P-REC010-001	Land Reclamation - F.Feeali	4,082,220.00	-
1224	Min. Ntnl. Plan. Housing&infra	P-REC011-001	Land Reclamation - F.Magoodhoo	2,788,104.00	43,578,614.10
1224	Min. Ntnl. Plan. Housing&infra	P-REC012-001	Land Reclamation - Dh.Maaenboodhoo	500,000.00	-



Government of Maldives

Consolidated Financial Statement

1224	Min. Ntnl. Plan. Housing&infra	P-REC013-001	Land Reclamation - Th.Hirilandhoo	2,941,297.00	-
1224	Min. Ntnl. Plan. Housing&infra	P-REC014-001	Land Reclamation - L.Maavah	5,592,938.00	-
1224	Min. Ntnl. Plan. Housing&infra	P-REC015-001	Land Reclamation - GA.Dhaandhoo	10,424,505.00	140,115,283.29
1224	Min. Ntnl. Plan. Housing&infra	P-REC016-002	Land Reclamation & Causeway Upgrade - R.Alifushi Land Reclamation	8,364,314.00	13,843,332.88
1224	Min. Ntnl. Plan. Housing&infra	P-REC018-002	Addu City Reclamation and Shore	4,431,462.00	40,260,010.84
1224	Min. Ntnl. Plan. Housing&infra	P-REC021-001	Land Reclamation for Industrial Zone - G	115,878,263.00	52,855.03
1224	Min. Ntnl. Plan. Housing&infra	P-REC024-001	Land Reclamation - Lh.Felivaru	5,500,000.00	18,783,342.65
1224	Min. Ntnl. Plan. Housing&infra	P-REC025-001	Land Reclamation - GDh.Gahdhoo	-	4,950,800.96
1224	Min. Ntnl. Plan. Housing&infra	P-REC026-001	Land Reclamation - AA.Mathiveri	7,800,000.00	-
1224	Min. Ntnl. Plan. Housing&infra	P-REC027-001	Land Reclamation - HA.Dhidhdhoo	1,994,912.00	-
1224	Min. Ntnl. Plan. Housing&infra	P-REC028-001	Comm. Rehab. & Detox Centre-S.Hulhudhoo	1,994,912.00	-
1224	Min. Ntnl. Plan. Housing&infra	P-RHB002-002	Road Construction - HA.Kelaa	7,449,444.00	-
1224	Min. Ntnl. Plan. Housing&infra	P-ROD001-001	Road Construction - R.Hulhuduffaar	215,067.00	-
1224	Min. Ntnl. Plan. Housing&infra	P-ROD002-001	Road Construction - B.Eydhafushi	4,906,729.00	34,035,655.16
1224	Min. Ntnl. Plan. Housing&infra	P-ROD003-001	Est.Causeway - M.Muli/M.Naalaafushi	1,957,905.00	1,008,000.64
1224	Min. Ntnl. Plan. Housing&infra	P-ROD004-001	Road Construction - Th.Guraidhoo	1,095,000.00	-
1224	Min. Ntnl. Plan. Housing&infra	P-ROD005-001	Est. Causeway- Th.Veymandhoo/Th.Kinbidhoo	57,330.00	-
1224	Min. Ntnl. Plan. Housing&infra	P-ROD006-001	Road Construction - Th.Thimarafushi	1,095,000.00	-
1224	Min. Ntnl. Plan. Housing&infra	P-ROD007-001	Road Construction - Estb.Causeway - L.Kalaidhoo/L.Dhanbid	7,645,690.00	5,910,848.45
1224	Min. Ntnl. Plan. Housing&infra	P-ROD008-001	Estab.Causeway - L.Hithadhoo/L.Mendh	200,000.00	966,824.62
1224	Min. Ntnl. Plan. Housing&infra	P-ROD009-001	Road Construction - GDh.Gaddhoo	1,095,000.00	-
1224	Min. Ntnl. Plan. Housing&infra	P-ROD010-001	Road Construction - Fuvahmulah City	1,095,000.00	-
1224	Min. Ntnl. Plan. Housing&infra	P-ROD012-001	Road Construction - R. Alifushi	11,604,495.00	28,286,742.76
1224	Min. Ntnl. Plan. Housing&infra	P-ROD013-001	Road Construction - M.Mulah	27,881,047.00	129,261,834.62
1224	Min. Ntnl. Plan. Housing&infra	P-ROD016-001	Road Construction - L. Fonadhoo	200,000.00	-
1224	Min. Ntnl. Plan. Housing&infra	P-ROD017-001	Road Construction - L. Fonadhoo (Phase2) - L. Fonadhoo	10,623,072.00	29,714,211.92
1224	Min. Ntnl. Plan. Housing&infra	P-ROD018-001	Road Construction - GA. Kolamaafushi	2,200,786.00	7,930,025.52
1224	Min. Ntnl. Plan. Housing&infra	P-ROD018-002	Road Const.Airport to Habor-Faresmathoda	8,099,690.00	10,095,737.92
1224	Min. Ntnl. Plan. Housing&infra	P-ROD019-001	Development of Causeway -	68,298.00	14,144,169.15
1224	Min. Ntnl. Plan. Housing&infra	P-ROD025-001	Road Construction - Adh. Mahibadhoo	300,000.00	6,000.00
1224	Min. Ntnl. Plan. Housing&infra	P-ROD026-001		2,957,371.00	-
1224	Min. Ntnl. Plan. Housing&infra	P-ROD027-001		6,000,000.00	-



Government of Maldives

Consolidated Financial Statement

1224	Min. Ntnl. Plan. Housing&infra	P-ROD029-001	Addu City Road Development	198,597,633.00	227,689,468.07
1224	Min. Ntnl. Plan. Housing&infra	P-ROD030-001	Developing Roads in 4 Islands - Addu Cit	11,242,024.00	22,249,346.57
1224	Min. Ntnl. Plan. Housing&infra	P-ROD031-001	Developing Roads - S.Hulhudhoo &	2,254,588.00	-
1224	Min. Ntnl. Plan. Housing&infra	P-ROD032-001	Developing Roads - HA.Hoarafushi	10,786,187.00	34,069,101.46
1224	Min. Ntnl. Plan. Housing&infra	P-ROD033-001	Developing Roads - HA.Filladhoo	8,250,000.00	-
1224	Min. Ntnl. Plan. Housing&infra	P-ROD034-001	Developing Roads - HDh.Nolhivaranfaru	300,000.00	-
1224	Min. Ntnl. Plan. Housing&infra	P-ROD035-001	Developing Roads (Phase 2) -	22,605,007.00	42,141,936.23
1224	Min. Ntnl. Plan. Housing&infra	P-ROD036-001	Developing Roads - Sh.Milandhoo	10,470,624.00	18,176,518.01
1224	Min. Ntnl. Plan. Housing&infra	P-ROD037-001	Developing Roads - N.Holhudhoo	300,000.00	10,663,368.10
1224	Min. Ntnl. Plan. Housing&infra	P-ROD038-001	Developing Roads - N.Velidhoo	14,250,000.00	18,519,273.81
1224	Min. Ntnl. Plan. Housing&infra	P-ROD039-001	Developing Roads - N.Manadhoo	200,000.00	-
1224	Min. Ntnl. Plan. Housing&infra	P-ROD040-001	Estab. Causeway - B.Goidhoo &	200,000.00	-
1224	Min. Ntnl. Plan. Housing&infra	P-ROD041-001	Developing Roads - Lh.Naifaru	300,000.00	-
1224	Min. Ntnl. Plan. Housing&infra	P-ROD042-001	Developing Roads - M.Kolhufushi	200,000.00	-
1224	Min. Ntnl. Plan. Housing&infra	P-ROD043-001	Developing Roads - GDh.Vaadhoo	200,000.00	-
1224	Min. Ntnl. Plan. Housing&infra	P-ROD044-001	Developing Roads - Adh.Maamigili	10,599,628.00	16,456,768.99
1224	Min. Ntnl. Plan. Housing&infra	P-ROD045-001	Developing Roads - Lh.Hinnavaru	12,204,870.00	34,194,363.61
1224	Min. Ntnl. Plan. Housing&infra	P-ROD046-001	Dev. Roads Ph 2 - GA.Villingili	675,000.00	15,784,776.43
1224	Min. Ntnl. Plan. Housing&infra	P-ROD047-001	Road Construction - HA.Dhihdhoo	14,250,000.00	16,279,513.71
1224	Min. Ntnl. Plan. Housing&infra	P-ROD048-001	Road Construction - GA.Gemanafushi	200,000.00	-
1224	Min. Ntnl. Plan. Housing&infra	P-ROD050-001	Developing Roads - AA.Ukulhas	729,000.00	-
1224	Min. Ntnl. Plan. Housing&infra	P-ROD051-001	Developing Roads - HA.Ihavandhoo	10,500,000.00	-
1224	Min. Ntnl. Plan. Housing&infra	P-SAN004-001	Sewerage Systm for new Stlmnts-Funadhoo	1,258,987.00	-
1224	Min. Ntnl. Plan. Housing&infra	P-SAN010-001	Sewerage System - ADh.Fenfushi	1,628,590.00	1,052,605.90
1224	Min. Ntnl. Plan. Housing&infra	P-SAN011-001	Sanitation in 5 islands	14,652,749.00	686,067.73
1224	Min. Ntnl. Plan. Housing&infra	P-SAN013-001	K. Kaashidhoo Sewerage Sytem	1,887,153.00	5,408,334.52
1224	Min. Ntnl. Plan. Housing&infra	P-SAN014-001	R. Maakurathu Sewerage Sytem	379,938.00	-
1224	Min. Ntnl. Plan. Housing&infra	P-SAN015-001	L. Maavah Sewerage Sytem	1,060,033.00	3,504,412.15
1224	Min. Ntnl. Plan. Housing&infra	P-SAN016-001	HA. Uttheemu Sewerage Sytem	640,332.00	42,751.66
1224	Min. Ntnl. Plan. Housing&infra	P-SAN017-001	R. Rasmaadhoo Sewerage Sytem	531,598.00	42,122.61
1224	Min. Ntnl. Plan. Housing&infra	P-SAN018-001	F. Feeali Sewerage Sytem	1,776,489.00	119,424.35
1224	Min. Ntnl. Plan. Housing&infra	P-SAN019-001	HA. Baarah Sewerage Sytem	884,796.00	3,346,773.30
1224	Min. Ntnl. Plan. Housing&infra	P-SAN020-001	F. Bileidhoo Sewerage Sytem	4,913,297.00	3,313,192.30



Government of Maldives

Consolidated Financial Statement

1224	Min. Ntnl. Plan. Housing&infra	P-SAN021-001	GDh. Madaveli Sewerage Sytem	3,563,081.00	4,413,328.61
1224	Min. Ntnl. Plan. Housing&infra	P-SAN022-001	AA. Mathiveri Sewerage Sytem	2,118,617.00	7,791,446.90
1224	Min. Ntnl. Plan. Housing&infra	P-SAN023-001	GA. Gemanafushi Sewerage Sytem	2,482,165.00	5,179,597.96
1224	Min. Ntnl. Plan. Housing&infra	P-SAN024-001	R. Innamaadhoo Sewerage Sytem	4,047,669.00	2,846,883.55
1224	Min. Ntnl. Plan. Housing&infra	P-SAN025-001	GA. Maamendhoo Sewerage Sytem	3,327,876.00	3,638,615.25
1224	Min. Ntnl. Plan. Housing&infra	P-SAN028-001	Prov. WaterSupply, Sani & WasteMgmt-OFID-	28,820,663.00	13,234,796.62
1224	Min. Ntnl. Plan. Housing&infra	P-SAN030-001	Estab. Sewerage System -	2,843,798.00	4,191,450.63
1224	Min. Ntnl. Plan. Housing&infra	P-SAN031-001	Estab. Sewerage System -	-	1,359,490.91
1224	Min. Ntnl. Plan. Housing&infra	P-SAN033-001	Estab. Sewerage System -	1,083,065.00	2,770,323.30
1224	Min. Ntnl. Plan. Housing&infra	P-SAN035-001	Estab. Sewerage System for New	10,017,885.00	-
1224	Min. Ntnl. Plan. Housing&infra	P-SAN037-001	Upgrading Sewerage System - AA.Rasdhoo	198,291.00	1,611,485.79
1224	Min. Ntnl. Plan. Housing&infra	P-SAN038-001	Upgrading Sewerage System - K.Guraidhoo	1,141,566.00	-
1224	Min. Ntnl. Plan. Housing&infra	P-SAN039-001	Upgrading Sewerage System at New Settlem	3,450,000.00	-
1224	Min. Ntnl. Plan. Housing&infra	P-SOC037-001	Estab. Visitors Centre & Public Toilets	360,000.00	-
1224	Min. Ntnl. Plan. Housing&infra	P-SOC039-001	Estab. Of Cultural Centre - R.Rasgetheem	200,000.00	-
1224	Min. Ntnl. Plan. Housing&infra	P-SOC055-001	Devel. Swimming Area - Sh.Komandoo	315,000.00	-
1224	Min. Ntnl. Plan. Housing&infra	P-SOC063-001	Devel. Of Picnic Island - K.Kudagiri Fal	-	31,726,617.51
1224	Min. Ntnl. Plan. Housing&infra	P-SOC067-001	Devel. Swimming Area - Gdh.Thinadhoo	450,000.00	-
1224	Min. Ntnl. Plan. Housing&infra	P-SOC068-001	Devel. Swimming Area - Sh.Feevah	450,000.00	-
1224	Min. Ntnl. Plan. Housing&infra	P-SOC069-001	Devel. Swimming Area - Sh.Feydhoo	450,000.00	-
1224	Min. Ntnl. Plan. Housing&infra	P-SPT212-002	Build. Of Cricket Stadium - Hulhumale	44,562,684.00	2,774,078.92
1224	Min. Ntnl. Plan. Housing&infra	P-TRN005-001	Estab. Of High Speed Ferry System - Nort	557,621.00	995,600.99
1224	Min. Ntnl. Plan. Housing&infra	P-TRN008-001	Ease of access to Habour - V.Fulidhoo	525,000.00	-
1224	Min. Ntnl. Plan. Housing&infra	P-TRN009-001	Intergrated National Public Ferry Networ	536,286.00	-
1224	Min. Ntnl. Plan. Housing&infra	P-TRN010-001	Upgr. Of Ice Plant Jetty - F.Feali	562,500.00	-
1224	Min. Ntnl. Plan. Housing&infra	P-WAS001-001	Water and Sewerage System -	6,115,201.00	18,670,987.44
1224	Min. Ntnl. Plan. Housing&infra	P-WAS002-001	Water and Sewerage System - HDh.Kurinbi	6,306,384.00	3,461,401.19
1224	Min. Ntnl. Plan. Housing&infra	P-WAS004-001	Water and Sewerage System -	8,673,796.00	26,002,398.70
1224	Min. Ntnl. Plan. Housing&infra	P-WAS005-001	Water and Sewerage System-	2,108,798.00	3,186,460.79
1224	Min. Ntnl. Plan. Housing&infra	P-WAS006-001	Water and Sewerage System - Sh.Goidhoo	4,611,976.00	21,873,686.90
1224	Min. Ntnl. Plan. Housing&infra	P-WAS007-001	Water and Sewerage System -Sh.Maroshi	2,986,257.00	7,522,890.54
1224	Min. Ntnl. Plan. Housing&infra	P-WAS008-001	Water and Sewerage System - N.Lhohi	1,405,237.00	7,553,075.05



Government of Maldives

Consolidated Financial Statement

1224	Min. Ntnl. Plan. Housing&infra	P-WAS009-001	Water and Sewerage System - N.Foddhoo	3,361,313.00	15,016,006.68
1224	Min. Ntnl. Plan. Housing&infra	P-WAS010-001	Water and Sewerage System - N.Kudafaree	5,110,268.00	10,215,389.64
1224	Min. Ntnl. Plan. Housing&infra	P-WAS011-001	Water and Sewerage System -	7,962,337.00	12,170,823.96
1224	Min. Ntnl. Plan. Housing&infra	P-WAS012-001	Water and Sewerage System-	5,280,327.00	15,451,607.96
1224	Min. Ntnl. Plan. Housing&infra	P-WAS013-001	Water and Sewerage System -	1,259,170.00	2,855,509.04
1224	Min. Ntnl. Plan. Housing&infra	P-WAS014-001	Water and Sewerage System - R.Vaadhoo	1,652,914.00	2,795,794.31
1224	Min. Ntnl. Plan. Housing&infra	P-WAS015-001	Water and Sewerage System -	1,360,196.00	7,028,342.43
1224	Min. Ntnl. Plan. Housing&infra	P-WAS016-001	Water and Sewerage System -R.Inguraidhoo	3,938,581.00	23,845,932.23
1224	Min. Ntnl. Plan. Housing&infra	P-WAS017-001	Water and Sewerage System - R.Fainu	6,775,060.00	16,264,936.27
1224	Min. Ntnl. Plan. Housing&infra	P-WAS018-001	Water and Sewerage System - R.Kinolhas	5,730,627.00	11,813,430.73
1224	Min. Ntnl. Plan. Housing&infra	P-WAS019-001	Water and Sewerage System - B.Maalhos	6,733,052.00	15,574,857.95
1224	Min. Ntnl. Plan. Housing&infra	P-WAS020-001	Water and Sewerage System - B.Hithaadhoo	3,518,789.00	7,058,479.38
1224	Min. Ntnl. Plan. Housing&infra	P-WAS023-001	Water and Sewerage System - B.Kamadhoo	7,665,210.00	14,604,904.77
1224	Min. Ntnl. Plan. Housing&infra	P-WAS025-001	Water and Sewerage System -Olhuvelifushi	10,745,272.00	20,406,113.23
1224	Min. Ntnl. Plan. Housing&infra	P-WAS027-001	Water and Sewerage System - AA.Feridhoo	1,137,472.00	17,777,579.06
1224	Min. Ntnl. Plan. Housing&infra	P-WAS030-001	Water and Sewerage System -	3,769,783.00	6,302,457.38
1224	Min. Ntnl. Plan. Housing&infra	P-WAS031-001	Water and Sewerage System - Kunburudhoo	6,209,594.00	11,709,146.52
1224	Min. Ntnl. Plan. Housing&infra	P-WAS035-001	Water and Sewerage System - V.Keyodhoo	6,407,664.00	7,432,384.49
1224	Min. Ntnl. Plan. Housing&infra	P-WAS038-001	Water and Sewerage System-Th.Gaadhifushi	1,981,206.00	14,908,581.27
1224	Min. Ntnl. Plan. Housing&infra	P-WAS039-001	Water and Sewerage System -Th.Kinbidhoo	3,753,629.00	10,317,413.02
1224	Min. Ntnl. Plan. Housing&infra	P-WAS040-001	Water and Sewerage System - Th.Vandhoo	2,463,798.00	9,049,390.11
1224	Min. Ntnl. Plan. Housing&infra	P-WAS041-001	Water and Sewerage System -	3,017,247.00	3,002,871.81
1224	Min. Ntnl. Plan. Housing&infra	P-WAS042-001	Water and Sewerage System -	5,736,626.00	9,242,709.17
1224	Min. Ntnl. Plan. Housing&infra	P-WAS043-001	Water and Sewerage System - L.Hithadhoo	7,154,567.00	14,712,978.51
1224	Min. Ntnl. Plan. Housing&infra	P-WAS044-001	Water and Sewerage System -	5,705,235.00	12,176,842.57
1224	Min. Ntnl. Plan. Housing&infra	P-WAS045-001	Water and Sewerage System -	6,934,056.00	8,292,260.89
1224	Min. Ntnl. Plan. Housing&infra	P-WAS046-001	Water and Sewerage System - GA.Nilandhoo	3,537,533.00	2,557,377.63
1224	Min. Ntnl. Plan. Housing&infra	P-WAS049-001	Water and Sewerage Network - HA.Uligamu	2,280,205.00	2,320,433.75
1224	Min. Ntnl. Plan. Housing&infra	P-WAS050-001	Water and Sewerage Network -Hirimaradhoo	9,951,169.00	17,717,305.61
1224	Min. Ntnl. Plan. Housing&infra	P-WAS054-001	Water and Sewerage Network -	2,919,876.00	3,600,897.25
1224	Min. Ntnl. Plan. Housing&infra	P-WAS056-001	Water and Sewerage Network - K.Gulhi	1,755,548.00	177,550.00
1224	Min. Ntnl. Plan. Housing&infra	P-WAS057-001	Water and Sewerage Network -	8,960,957.00	16,928,769.43



Government of Maldives

Consolidated Financial Statement

1224	Min. Ntnl. Plan. Housing&infra	P-WAS059-001	Water and Sewerage Network -M.Naalafushi	3,693,165.00	6,943,442.97
1224	Min. Ntnl. Plan. Housing&infra	P-WAS060-001	Water and Sewerage Network -GDh.Nadellaa	5,105,224.00	8,335,196.64
1224	Min. Ntnl. Plan. Housing&infra	P-WAS061-001	Fuvamulak Water & Sewerage system	-	97,311.03
1224	Min. Ntnl. Plan. Housing&infra	P-WAS063-001	N. Landhoo Sewerage Sytem	649,331.00	52,290.85
1224	Min. Ntnl. Plan. Housing&infra	P-WAS064-001	Adh. Omadhoo Sewerage Sytem	1,402,195.00	754,394.05
1224	Min. Ntnl. Plan. Housing&infra	P-WAS065-001	Adh. Hangnaameedhoo	545,779.00	571,199.05
1224	Min. Ntnl. Plan. Housing&infra	P-WAS066-001	Sh. Feevah Sewerage Sytem	3,683,555.00	3,328,396.46
1224	Min. Ntnl. Plan. Housing&infra	P-WAS068-001	B. Goidhoo Water & Sewerage System	11,619,209.00	15,580,632.11
1224	Min. Ntnl. Plan. Housing&infra	P-WAS069-001	Provision of Water Supply & Sewerage Pro	225,774,724.00	386,224,037.22
1224	Min. Ntnl. Plan. Housing&infra	P-WAS070-001	Water & Sewerage System - F.	2,976,846.00	16,576,952.65
1224	Min. Ntnl. Plan. Housing&infra	P-WAS071-001	Establishing Water & Sewerage System - H	7,233,955.00	20,210,469.99
1224	Min. Ntnl. Plan. Housing&infra	P-WAS072-001	Establishing Water & Sewerage System - M	3,109,292.00	8,294,523.84
1224	Min. Ntnl. Plan. Housing&infra	P-WAS073-001	Establishing Water & Sewerage System - V	3,561,318.00	4,497,098.57
1224	Min. Ntnl. Plan. Housing&infra	P-WAS075-001	Establishing Water & Sewerage System - H	4,248,090.00	10,416,800.83
1224	Min. Ntnl. Plan. Housing&infra	P-WAS076-001	Estab. Water & Sewerage System -	4,396,290.00	5,287,747.04
1224	Min. Ntnl. Plan. Housing&infra	P-WAS077-001	Estab. Water & Sewerage System -	816,056.00	18,160,737.40
1224	Min. Ntnl. Plan. Housing&infra	P-WAS078-001	Estab. Water & Sewerage System -	3,999,704.00	4,377,693.67
1224	Min. Ntnl. Plan. Housing&infra	P-WAS079-001	Estab. Water & Sewerage System -	3,743,397.00	4,588,692.51
1224	Min. Ntnl. Plan. Housing&infra	P-WAS080-001	Estab. Water & Sewerage System -	4,249,099.00	5,495,657.08
1224	Min. Ntnl. Plan. Housing&infra	P-WAS081-001	Estab. Water & Sewerage System -	4,687,698.00	6,405,097.42
1224	Min. Ntnl. Plan. Housing&infra	P-WAS082-001	Estab. Water & Sewerage System -	4,421,968.00	5,770,796.80
1224	Min. Ntnl. Plan. Housing&infra	P-WAS083-001	Estab. Water & Sewerage System -	3,799,038.00	4,508,870.18
1224	Min. Ntnl. Plan. Housing&infra	P-WAS084-001	Estab. Water & Sewerage System -	4,051,323.00	4,451,201.01
1224	Min. Ntnl. Plan. Housing&infra	P-WAS085-001	Estab. Water & Sewerage System -	4,259,399.00	6,091,694.41
1224	Min. Ntnl. Plan. Housing&infra	P-WAS087-001	Estab. Water & Sewerage System -	3,734,116.00	1,235,557.05
1224	Min. Ntnl. Plan. Housing&infra	P-WAS088-001	Estab. Water & Sewerage System -	4,556,945.00	3,628,631.18
1224	Min. Ntnl. Plan. Housing&infra	P-WAS089-001	Estab. Water & Sewerage System -	5,795,065.00	6,516,941.48
1224	Min. Ntnl. Plan. Housing&infra	P-WAS090-001	Estab. Water & Sewerage System -	3,259,177.00	523,578.60
1224	Min. Ntnl. Plan. Housing&infra	P-WAS091-001	Estab. Electricity, Water & Sewerage Sys	6,200,000.00	-
1224	Min. Ntnl. Plan. Housing&infra	P-WAS092-001	Outer Island Harbour, Water Supply & Sew	88,523,306.00	122,595,752.42
1224	Min. Ntnl. Plan. Housing&infra	P-WAS093-001	Estab. Water & Sewerage System -	6,441,317.00	19,626,817.13
1224	Min. Ntnl. Plan. Housing&infra	P-WAS094-001	Estab. Water & Sewerage System -	2,877,132.00	5,211,531.19



Government of Maldives

Consolidated Financial Statement

1224	Min. Ntnl. Plan. Housing&infra	P-WAS095-001	Water and Sewerage System at New Settlem	3,000,000.00	-
1224	Min. Ntnl. Plan. Housing&infra	P-WAS096-001	Water and Sewerage System at Tourism Dev	3,000,000.00	-
1224	Min. Ntnl. Plan. Housing&infra	P-WAT001-001	Water Supply System - HA.Muraidhoo	3,965,102.00	12,131,773.66
1224	Min. Ntnl. Plan. Housing&infra	P-WAT006-001	Water Supply System - HDh.Nolhivaram	2,919,285.00	7,666,046.50
1224	Min. Ntnl. Plan. Housing&infra	P-WAT009-001	Water Supply System - Sh.Kanditheemu	2,067,625.00	1,132,579.43
1224	Min. Ntnl. Plan. Housing&infra	P-WAT010-001	Water Supply System - N.Holhudhoo	2,692,802.00	3,257,965.02
1224	Min. Ntnl. Plan. Housing&infra	P-WAT012-001	Water Supply System - R.AliFushi	2,107,086.00	4,720,162.33
1224	Min. Ntnl. Plan. Housing&infra	P-WAT013-001	Water Supply System - R.Innamaadhoo	5,298,522.00	13,150,242.49
1224	Min. Ntnl. Plan. Housing&infra	P-WAT014-001	Water Supply System - AA.Mathiveri	5,277,316.00	10,187,779.74
1224	Min. Ntnl. Plan. Housing&infra	P-WAT015-001	Water Supply System - ADh.Omadhoo	6,143,272.00	9,194,778.31
1224	Min. Ntnl. Plan. Housing&infra	P-WAT017-001	Water Supply System - Th.Dhiyamigili	4,744,368.00	8,843,114.88
1224	Min. Ntnl. Plan. Housing&infra	P-WAT019-001	Water Supply System - K.Hinmafushi	8,027,245.00	8,312,393.59
1224	Min. Ntnl. Plan. Housing&infra	P-WAT020-001	Water Supply System - Sh.Feevah	4,082,880.00	12,841,447.86
1224	Min. Ntnl. Plan. Housing&infra	P-WAT021-001	Water Supply System - N.Henbadhoo	2,415,813.00	10,733,489.53
1224	Min. Ntnl. Plan. Housing&infra	P-WAT024-001	Micro grid desalination Plant	2,788,104.00	257,050.00
1224	Min. Ntnl. Plan. Housing&infra	P-WAT029-001	Adh. Dhangethi Water Supply System	2,703,577.00	4,380.00
1224	Min. Ntnl. Plan. Housing&infra	P-WAT030-001	F. Nilandhoo Water Supply System	3,579,491.00	8,436,398.01
1224	Min. Ntnl. Plan. Housing&infra	P-WAT032-001	A.Dh Fenfushi Water Supply System	5,200,000.00	10,731,109.73
1224	Min. Ntnl. Plan. Housing&infra	P-WAT034-001	Estab. Water System - F.Feeali	3,548,854.00	4,522,492.21
1224	Min. Ntnl. Plan. Housing&infra	P-WAT035-001	Estab. Water System - HA.Utheemu	3,991,632.00	5,652,642.85
1224	Min. Ntnl. Plan. Housing&infra	P-WAT036-001	Estab. Water System - N.Miladhoo	6,203,372.00	5,112,048.75
1224	Min. Ntnl. Plan. Housing&infra	P-WAT037-001	Estab. Water System - N.Landhoo	6,280,100.00	3,945,018.33
1224	Min. Ntnl. Plan. Housing&infra	P-WAT038-001	Estab. Water System - R.Rasmaadhoo	2,652,166.00	4,437,190.37
1224	Min. Ntnl. Plan. Housing&infra	P-WAT039-001	Estab. Water System - R.Maakurath	2,001,209.00	5,414,838.50
1224	Min. Ntnl. Plan. Housing&infra	P-WAT040-001	Estab. Water System - K.Thulusdhoo	9,012,401.00	4,389,142.00
1224	Min. Ntnl. Plan. Housing&infra	P-WAT041-001	Upgrading Water System - Addu City	1,800,000.00	-
1224	Min. Ntnl. Plan. Housing&infra	P-WAT042-001	Estab. Water System - Dh.Hulhudheli	3,051,182.00	9,561,313.24
1224	Min. Ntnl. Plan. Housing&infra	P-WAT043-001	Estab. Water System - Dh.Maaenboodhoo	2,298,465.00	2,802,600.44
1224	Min. Ntnl. Plan. Housing&infra	P-WAT044-001	Estab. Water System - Th.Buruni	2,680,472.00	4,452,621.65
1224	Min. Ntnl. Plan. Housing&infra	P-WAT045-001	Estab. Water System - Th.Veymandoo	4,265,113.00	13,087,585.86
1224	Min. Ntnl. Plan. Housing&infra	P-WAT046-001	Estab. Water System - L.Maavah	1,387,007.00	6,349,209.33
1224	Min. Ntnl. Plan. Housing&infra	P-WAT047-001	Estab. Water System - L.Dhanbidhoo	3,976,298.00	12,291,898.39
		Total		4,662,301,179.00	7,012,682,799.50



Government of Maldives

Consolidated Financial Statement

1229	Min. Envrmnt,Clim.Chng & Tech	P-CPT048-001	Building Climate Resilient Safer Islands	34,530,844.00	-
1229	Min. Envrmnt,Clim.Chng & Tech	P-HTE009-094	Sanitation in 5 Islands (IDB Loan)	-	3,630,190.20
1229	Min. Envrmnt,Clim.Chng & Tech	P-HTE023-100	Prov. of Water Supply, Sanitation&Waste	-	7,777,559.70
1229	Min. Envrmnt,Clim.Chng & Tech	P-HTE047-014	Coastal Protection - Th.Kandoodhoo	-	-
1229	Min. Envrmnt,Clim.Chng & Tech	P-MEE001-105	Accelr. Sustainable Pvt. Invmt. in Renew	-	8,459,904.01
1229	Min. Envrmnt,Clim.Chng & Tech	P-MEE001-110	Estab. Water System (4 Islands) & Water	2,413,943.00	26,024,669.16
1229	Min. Envrmnt,Clim.Chng & Tech	P-MEE001-111	Small Scale Waste to Energy Project Greater Male	2,662,474.00	352,264.52
1229	Min. Envrmnt,Clim.Chng & Tech	P-MEE001-112	Environmental Improvement & Maldives Clean	125,688,081.00	23,110,306.34
1229	Min. Envrmnt,Clim.Chng & Tech	P-MEE001-114	Environment Project	43,672,788.00	21,061,377.91
1229	Min. Envrmnt,Clim.Chng & Tech	P-MEE002-018	Waste Mngmt Project in Zone 1 islands (O	332,965.00	93,280.00
1229	Min. Envrmnt,Clim.Chng & Tech	P-MEE002-021	Estab. Of Waste Yard - HDh.Nolhivaranfar	306,821.00	-
1229	Min. Envrmnt,Clim.Chng & Tech	P-MEE002-027	Estab. Of Waste Yard - HA.Kelaa	44,725.00	-
1229	Min. Envrmnt,Clim.Chng & Tech	P-MEE005-002	Estab. Drainage System - S.Feydhoo	1,164,030.00	1,474,029.58
1229	Min. Envrmnt,Clim.Chng & Tech	P-MEE062-100	Preparing Outer Island For Sustainable E	181,239,176.00	62,694,538.02
1229	Min. Envrmnt,Clim.Chng & Tech	P-MEE084-001	Estab. Regional Waste Management System	978,396.00	150,000.00
1229	Min. Envrmnt,Clim.Chng & Tech	P-MEE100-001	Estab. Drainage System -	2,534,603.00	12,856,937.12
1229	Min. Envrmnt,Clim.Chng & Tech	P-OTH004-001	Protection of Pond Area - S.Hulhudhoo	2,323,125.00	2,323,125.00
1229	Min. Envrmnt,Clim.Chng & Tech	P-OTH006-001	Estab. Ambient Air Quality Monitoring St	1,481,700.00	-
1229	Min. Envrmnt,Clim.Chng & Tech	P-OTH007-001	Estab. Air Quality Checking System	490,080.00	1,475.69
1229	Min. Envrmnt,Clim.Chng & Tech	P-OTH015-001	Estab. Of Regnl Lab for Water Quality Te	1,249,137.00	270,300.00
1229	Min. Envrmnt,Clim.Chng & Tech	P-RNW001-001	AREISE Project	133,492,178.00	22,147,733.05
1229	Min. Envrmnt,Clim.Chng & Tech	P-RNW002-001	Renewable Energy Project - ASSURE	25,000,000.00	-
1229	Min. Envrmnt,Clim.Chng & Tech	P-WST001-001	Establishment of Waste Yard -	375,000.00	-
1229	Min. Envrmnt,Clim.Chng & Tech	P-WST004-001	Waste Management Centre -	188,642.00	1,705,909.30
1229	Min. Envrmnt,Clim.Chng & Tech	P-WST007-001	Estab. Regional Waste Management Facilit	16,897,354.00	15,865,294.38
1229	Min. Envrmnt,Clim.Chng & Tech	P-WST008-001	Estab. Waste Transfer Station - Huvadhu	4,575,000.00	-
1229	Min. Envrmnt,Clim.Chng & Tech	P-WST009-001	Estab. Of Waste Yard (Phase 2) - GDh.Thi	272,558.00	-
1229	Min. Envrmnt,Clim.Chng & Tech	P-WST010-001	Estab. Waste Management System -	241,500.00	-
1229	Min. Envrmnt,Clim.Chng & Tech	P-WST011-001	Zone 1 Regional Waste Management	2,267,241.00	-
1229	Min. Envrmnt,Clim.Chng & Tech	P-WST011-002	Upg. of Zone 1 Island Waste Management C	3,093,300.00	-
1229	Min. Envrmnt,Clim.Chng & Tech	P-WST012-001	Estab. Of Waste Management Centre - N.Ve	109,551.00	-
1229	Min. Envrmnt,Clim.Chng & Tech	P-WST013-001	Estab. Of Waste Management Centre -	54,776.00	-



Government of Maldives

Consolidated Financial Statement

1229	Min. Envmmnt,Clim.Chng & Tech	P-WST014-001	Upp. Of Waste Management Centre - N. Ken	27,881.00	-
1229	Min. Envmmnt,Clim.Chng & Tech	P-WST015-001	Upp. Of Waste Management Centre - N. Man	27,881.00	-
1229	Min. Envmmnt,Clim.Chng & Tech	P-WST016-001	Upp. Of Waste Management Centre - B. Thu	27,740.00	-
1229	Min. Envmmnt,Clim.Chng & Tech	P-WST017-001	Upp. Of Waste Management Centre - B. Ken	147,750.00	-
1229	Min. Envmmnt,Clim.Chng & Tech	P-WST018-001	Upp. Of Waste Management Centre - R. Inn	118,500.00	-
1229	Min. Envmmnt,Clim.Chng & Tech	P-WST019-001	Upp. Of Waste Management Centre - N. Mag	21,052.00	-
1229	Min. Envmmnt,Clim.Chng & Tech	P-WST020-001	Estab. Of Waste Yard - HA.Dhihdhoo	86,250.00	-
1229	Min. Envmmnt,Clim.Chng & Tech	P-WST032-001	Greater Male Waste To Energy Project	127,459,348.00	162,374,335.87
1229	Min. Envmmnt,Clim.Chng & Tech	P-WST033-001	Arena converting waste to energy	6,541,400.00	-
1229	Min. Envmmnt,Clim.Chng & Tech	P-WST034-001	Estab. Of Waste Transfer Stations of	1,237,500.00	-
1229	Min. Envmmnt,Clim.Chng & Tech	P-WST035-001	Estab. Syst. For Bio-Treatment Of Orgnc.	4,725,000.00	-
1229	Min. Envmmnt,Clim.Chng & Tech	P-WST036-001	Estab. Systems For Bio-Treatment Of Org.	3,600,000.00	-
1229	Min. Envmmnt,Clim.Chng & Tech	P-WST037-001	Small Scale Waste to Energy Project - Ph	13,082,700.00	-
		Total		744,782,990.00	372,373,229.85
1233	Min. Fisheries, M. R. & Agri.	P-FIS004-001	Fisheries Sector Development Project	41,355,688.00	-
1233	Min. Fisheries, M. R. & Agri.	P-FIS006-001	Expansion Of MIFCO Facility - Kooddoo &	2,000,000.00	-
1233	Min. Fisheries, M. R. & Agri.	P-FIS007-001	Estab. Of Quarantine Facility at Commer	250,500.00	1,653.60
1233	Min. Fisheries, M. R. & Agri.	P-FIS008-001	Estab. Of Fish Factory - S.Hulhudhoo	2,311,339.00	-
1233	Min. Fisheries, M. R. & Agri.	P-FIS013-001	Estab. Ice Plant - F. Faadh	115,428.00	1,711,500.00
1233	Min. Fisheries, M. R. & Agri.	P-FIS017-001	Estab. Ice Plant - L.Maabaidhoo	660,000.00	-
1233	Min. Fisheries, M. R. & Agri.	P-FIS020-001	Maldives Agribusiness Project	17,078,465.00	4,804,862.55
1233	Min. Fisheries, M. R. & Agri.	P-FIS021-001	Enhancmt. of agri. support services and	1,597,541.00	-
1233	Min. Fisheries, M. R. & Agri.	P-FIS022-002	Estab. Of Geydhoshu Mas Plant - N.Kendhi	4,000,000.00	-
1233	Min. Fisheries, M. R. & Agri.	P-FIS023-002	Const. of Multi Purpose Labortary at	465,513.00	(47,700.00)
1233	Min. Fisheries, M. R. & Agri.	P-FIS024-002	Estab. Ice Plant - GDh. Madaveli	780,000.00	-
1233	Min. Fisheries, M. R. & Agri.	P-FIS025-002	Estab. Ice Plant - Gdh.Fiyoaree	630,000.00	-
1233	Min. Fisheries, M. R. & Agri.	P-FIS026-002	Estab. Ice Plant - GDh.Gahdhoo	780,000.00	-
1233	Min. Fisheries, M. R. & Agri.	P-FIS027-002	Estab. Ice Plant - Gdh.Rathafandhoo	630,000.00	-
1233	Min. Fisheries, M. R. & Agri.	P-FIS028-002	Estb. Of Fish Storage Facility - HA.Ihav	780,000.00	-
1233	Min. Fisheries, M. R. & Agri.	P-MFA009-004	Maldives Sustainable Fisheries Developme	17,996,605.00	49,843,355.04
1233	Min. Fisheries, M. R. & Agri.	P-MFA033-001	Establishing Ice Plant	195,167.00	1,609,999.97
		Total		91,626,246.00	57,923,671.16



Government of Maldives

Consolidated Financial Statement

1240	Min. of Islamic Affairs	P-MIA001-049	Construction Of Mosque -	1,023,833.00	2,744,383.04
1240	Min. of Islamic Affairs	P-MIA001-063	Construction Of Mosque - S.Meedhoo	1,267,824.00	-
1240	Min. of Islamic Affairs	P-MIA001-075	Construction Of Mosque -	1,223,833.00	2,695,122.22
1240	Min. of Islamic Affairs	P-MIA001-078	Construction Of Mosque - L.Kalaidhoo	671,283.00	2,127,541.95
1240	Min. of Islamic Affairs	P-MIA016-001	Construction Of Islamic Centre -	73,021.00	28,020.73
1240	Min. of Islamic Affairs	P-MSQ001-001	Construction of a Mosque -	208,074.00	-
1240	Min. of Islamic Affairs	P-MSQ005-001	Const. of Mosque Mathimaradhoo, L.Gan	245,017.00	41,669.60
1240	Min. of Islamic Affairs	P-MSQ006-001	Construction of Mosque - R. Vaadhoo	723,164.00	1,436,907.38
1240	Min. of Islamic Affairs	P-MSQ007-001	Const. of Mosque - AA.Bodufulhadhoo	198,914.00	-
1240	Min. of Islamic Affairs	P-MSQ008-001	Upgrading of Masjidhul Hudha -	738,141.00	2,381,497.43
1240	Min. of Islamic Affairs	P-MSQ013-001	Construction of Mosque - N. Landhoo	-	531,267.66
1240	Min. of Islamic Affairs	P-MSQ014-001	Construction of Mosque - Adh.	1,420,250.00	2,684,552.79
1240	Min. of Islamic Affairs	P-MSQ016-001	Construction of Mosque - L. Fonadhoo	146,752.00	146,751.83
1240	Min. of Islamic Affairs	P-MSQ017-001	Construction Of Mosque - F.Nilandhoo	1,072,714.00	1,972,844.56
1240	Min. of Islamic Affairs	P-MSQ018-001	Construction Of Islamic Centre -	744,141.00	-
1240	Min. of Islamic Affairs	P-MSQ019-001	Construction Of Mosque - Fuvamulak	1,072,714.00	2,488,808.27
1240	Min. of Islamic Affairs	P-MSQ020-001	Construction Of Mosque - Th. Vandhoo	1,042,714.00	-
1240	Min. of Islamic Affairs	P-MSQ022-001	Construction Of Mosque -	1,072,714.00	2,169,316.09
1240	Min. of Islamic Affairs	P-MSQ023-001	Construction Of Mosque - GA.Kondey	1,150,918.00	1,181,484.34
1240	Min. of Islamic Affairs	P-MSQ024-001	Construction Of Mosque - S.Maradhoo	1,297,822.00	4,269,503.41
1240	Min. of Islamic Affairs	P-MSQ025-001	Construction Of Mosque -	938,740.00	5,680.00
1240	Min. of Islamic Affairs	P-MSQ026-001	Construction Of Mosque - N.Manadhoo	1,437,815.00	4,201,797.83
1240	Min. of Islamic Affairs	P-MSQ027-001	Construction Of Mosque -	1,265,412.00	2,759,525.08
1240	Min. of Islamic Affairs	P-MSQ028-001	Construction Of Mosque -	1,027,204.00	1,775,856.11
1240	Min. of Islamic Affairs	P-MSQ029-001	Completion Of Mosque -	1,110,058.00	2,153,178.72
1240	Min. of Islamic Affairs	P-MSQ030-001	Installation Of Mosque Dome -	19,518.00	-
1240	Min. of Islamic Affairs	P-MSQ031-001	Repairing Mosque - GA.Kolamaafushi	20,000.00	-
1240	Min. of Islamic Affairs	P-MSQ032-001	Construction Of Mosque - L.Isdhoo	1,223,835.00	-
1240	Min. of Islamic Affairs	P-MSQ033-001	Devel. Of Zikura Mosque - Male City	525,000.00	-
1240	Min. of Islamic Affairs	P-MSQ035-001	Const. of Mosque in New Settlement - L.G	1,050,000.00	-
1240	Min. of Islamic Affairs	P-MSQ036-001	Construction Of Mosque - B.Kendhoo	617,851.00	-
1240	Min. of Islamic Affairs	P-MSQ037-001	Repairing Mosque - HA.Utheem	150,000.00	-



Government of Maldives

Consolidated Financial Statement

1240	Min. of Islamic Affairs	P-MSQ038-001	Const. Of Islamic Centre - S.Hithadhoo	744,141.00	-
1240	Min. of Islamic Affairs	P-MSQ039-001	Const. of Mosque - B.Fehendhoo	750,000.00	-
1240	Min. of Islamic Affairs	P-MSQ040-001	Const. Of Temp. Mosque 2 - Hiya flat	-	3,090,997.98
1240	Min. of Islamic Affairs	P-SOC001-001	Estb. of Centre For Holy Quran-	932,116.00	3,205,662.00
		Total		27,205,533.00	44,092,369.02
1242	People's Majlis Secretariat	P-MAJ001-001	Peoples Majlis New Building	109,462.00	547,621.76
		Total		109,462.00	547,621.76
1243	Auditor General's Office	P-OFF004-001	Const. Of Auditor Generals Office	30,000,000.00	20,801,554.75
		Total		30,000,000.00	20,801,554.75
1264	Dept. of Judicial Admin.	P-CRT001-001	Construction Of Magistrate Court -	1,210,456.00	658,707.39
1264	Dept. of Judicial Admin.	P-CRT002-001	Construction Of Magistrate Court -	685,322.00	2,084,005.77
1264	Dept. of Judicial Admin.	P-CRT003-001	Construction Of Magistrate Court -	360,000.00	2,048,886.77
1264	Dept. of Judicial Admin.	P-CRT004-001	Construction Of Niyaavehi (10 Storey	5,000,000.00	-
1264	Dept. of Judicial Admin.	P-CRT005-001	Construction Of Magistrate Court -	1,210,456.00	1,404,635.79
1264	Dept. of Judicial Admin.	P-CRT006-001	Construction Of Magistrate Court -	360,000.00	1,289,191.69
1264	Dept. of Judicial Admin.	P-CRT007-001	Construction Of Magistrate Court -	200,000.00	2,416,749.75
1264	Dept. of Judicial Admin.	P-CRT008-001	Const. Of Magistrate Court - Multiple Is	5,000,000.00	-
1264	Dept. of Judicial Admin.	P-CRT010-001	Const. Of Magistrate Court - F.Feali	-	748,851.58
1264	Dept. of Judicial Admin.	P-CRT011-001	Const. Of Magistrate Court - N.Landhoo	-	1,574,942.97
1264	Dept. of Judicial Admin.	P-CRT012-001	Const. Of Magistrate Court - AA.Maalhos	-	725,252.90
1264	Dept. of Judicial Admin.	P-CRT014-001	Const. Of Magistrate Court - ADh. Hangna	-	749,567.08
1264	Dept. of Judicial Admin.	P-JAS001-023	Construction Of Court Complex Building -	3,622,500.00	133,798.50
1264	Dept. of Judicial Admin.	P-JAS002-004	Estab. Of Supreme Court New Building	1,500,000.00	-
		Total		19,148,734.00	13,834,590.19
1271	Ntnl Center for Cult. Heritage	P-CLT002-002	Estab. Of Site Museums & Upgrade Uthymu	-	83,740.00
1271	Ntnl Center for Cult. Heritage	P-SOC003-001	B.thakrufn Hadhany Markaz	947,956.00	852,819.10
1271	Ntnl Center for Cult. Heritage	P-SOC046-001	Estab. Of Museum - HA.Utheemu	1,315,280.00	-
		Total		2,263,236.00	936,559.10
1272	Ministry of Finance	P-HDC001-102	Hulhumale Island Development Project	81,890,109.00	59,751,763.90
1272	Ministry of Finance	P-MFT008-003	Digital Terrestrial network development	5,600,000.00	1,839,129.74
1272	Ministry of Finance	P-MFT010-100	Velana International Airport Development	560,757,256.00	417,029,341.10
		Total		648,247,365.00	478,620,234.74
1276	Local Government Authority	P-FIS002-001	Const.of Fish Market - HDh.Vaikaradhoo	375,000.00	-
1276	Local Government Authority	P-FIS005-001	Construction of Fish Market - Villimale	499,071.00	-



Government of Maldives

Consolidated Financial Statement

1276	Local Government Authority	P-FIS010-001	Construction Of Fish Market - S.Maradhoo	586,292.00	307,015.83
1276	Local Government Authority	P-FIS011-001	Construction Of Farmers Market -	281,250.00	367,656.02
1276	Local Government Authority	P-FIS012-001	Construction Of Fish Market - HA.Kelaa	486,346.00	939,606.50
1276	Local Government Authority	P-FIS018-001	Construction of Fish Market - Lh.Kurendh	434,485.00	-
1276	Local Government Authority	P-LCL001-001	Const.of Council Office - K.Huraa	270,966.00	270,966.36
1276	Local Government Authority	P-LCL002-001	Const.of Council Office - L.Isdhoo	226,586.00	-
1276	Local Government Authority	P-LCL003-001	Const.of Council Office - GA.Kondey	224,624.00	-
1276	Local Government Authority	P-LCL005-001	Const.of Council Building - Lh. Naifaru	293,373.00	295,621.17
1276	Local Government Authority	P-LCL006-001	Const.of Council Building-	1,125,078.00	-
1276	Local Government Authority	P-LCL007-001	Const.of Council Building -	661,071.00	668,413.84
1276	Local Government Authority	P-LCL009-001	Establishing of Sh.Foakaidhoo	-	295,975.83
1276	Local Government Authority	P-LCL011-001	Construction Of Council Office -	429,000.00	1,650,784.09
1276	Local Government Authority	P-LCL012-001	Construction Of Council Office -	200,000.00	-
1276	Local Government Authority	P-LCL013-001	Construction Of Council Office -	693,750.00	-
1276	Local Government Authority	P-LCL014-001	Construction Of Council Office -	1,350,000.00	-
1276	Local Government Authority	P-LCL015-001	Construction Of Council Office -	200,000.00	2,643,859.17
1276	Local Government Authority	P-LCL016-001	Construction Of Council Office -	200,000.00	827,863.55
1276	Local Government Authority	P-LCL017-001	Construction Of Council Office -	375,000.00	-
1276	Local Government Authority	P-LCL018-001	Construction Of Council Office -	303,750.00	390,497.86
1276	Local Government Authority	P-LCL019-001	Construction Of Council Office -	750,000.00	-
1276	Local Government Authority	P-LCL020-001	Construction Of Council Office -	540,000.00	-
1276	Local Government Authority	P-LCL021-001	Construction Of Council Office - F.Bilei	480,000.00	697,195.15
1276	Local Government Authority	P-LCL022-001	Construction Of Council Office - Male	1,500,000.00	-
1276	Local Government Authority	P-LCL023-001	Estab. Of Council Office Building - N.Mi	260,000.00	-
1276	Local Government Authority	P-LCL024-001	Estab. Of Council Office Building - AA.F	390,000.00	-
1276	Local Government Authority	P-LCL025-001	Construction Of Council Office -	200,000.00	-
1276	Local Government Authority	P-LCL026-001	Construction Of Council Office -	719,738.00	-
1276	Local Government Authority	P-LCL027-001	Construction Of Council Office - L.Kalai	846,750.00	-
1276	Local Government Authority	P-LCL028-001	Construction Of Council Office -	750,000.00	-
1276	Local Government Authority	P-LCL029-001	Construction Of New Council Office - Lh.	880,118.00	-
1276	Local Government Authority	P-LCL030-001	Const. Of City Council Office - HDH.Kulh	5,000,000.00	-
1276	Local Government Authority	P-LGA002-008	Const.of council office - Sh.Noomaraa	-	597,708.50



Government of Maldives

Consolidated Financial Statement

1276	Local Government Authority	P-LGA020-001	Construction Of Council Office - K.Dhiff	363,750.00	1,790,516.96
1276	Local Government Authority	P-OTH008-001	Leveling Mud Lands - S.Feydhoo	670,049.00	629,069.40
1276	Local Government Authority	P-SOC006-001	Const.of Funeral Home - Th. Vilufushi	115,523.00	-
1276	Local Government Authority	P-SOC056-001	Cemetery Boundary Wall - HDh.Nolhivaranf	225,000.00	-
		Total		22,906,570.00	12,372,750.23
1510	M. Gender,Family & Social Serv	P-SCO049-001	Estab. Amaan Hiya - R.Ungoofaaru	2,250,000.00	22,760.00
1510	M. Gender,Family & Social Serv	P-SCO050-001	Estab.Amaan Hiya - Hulhumale	1,553,500.00	593,227.64
1510	M. Gender,Family & Social Serv	P-SCO051-001	Estab. Elderly Welness Centre - S.Hithad	160,595.00	-
1510	M. Gender,Family & Social Serv	P-SOC040-001	Estab. Family & Childrens Service	2,263,940.00	2,876,247.93
1510	M. Gender,Family & Social Serv	P-SOC043-001	Estab. Day Care Centre - Male	1,110,000.00	-
1510	M. Gender,Family & Social Serv	P-SOC044-001	Estab.Amaan Hiya - Addu City	160,595.00	68,703.15
1510	M. Gender,Family & Social Serv	P-SOC049-001	Estab. Of Rehabilitation Centre	4,000,000.00	-
1510	M. Gender,Family & Social Serv	P-SOC070-001	Estab. Elderly Home - S.Feydhoo	300,000.00	-
1510	M. Gender,Family & Social Serv	P-SOC072-001	Estab. Special Need Centre - K.Guraidhoo	1,200,000.00	-
		Total		12,998,630.00	3,560,938.72
1530	Min.Transport & Civil Aviation	P-TRN006-001	Estab. Of Mini Bus Service - Male City	1,672,863.00	-
		Total		1,672,863.00	-
1532	Min. Arts, Culture & Heritage	P-CLT002-001	Estab. Of Site Museums &	1,239,000.00	-
1532	Min. Arts, Culture & Heritage	P-CLT003-001	Estab. Of South Arts & Cultural Centre -	493,500.00	-
1532	Min. Arts, Culture & Heritage	P-CLT004-001	Estab. of Adh. Dhangethi Cultural	-	1,195,680.00
		Total		1,732,500.00	1,195,680.00
		Overall Result		7,334,822,103.00	8,847,920,246.99



Government of Maldives

Consolidated Financial Statement

Expenditure of Cost Projects

For the Period Jan - Dec 2022

All values are in MVR

	Business Area	Project Code	Project Name	Approved Budget 2022	Actuals 2022
1008	Maldives Customs Service	P-RHB007-002	NDCC 12 point action plan	1,750,000.00	105,217.72
		Total		1,750,000.00	105,217.72
1011	National Bureau of Statistics	P-CNS001-001	Census Program	40,302,033.00	34,752,897.34
1011	National Bureau of Statistics	P-DNP003-002	Donor Funded Activities of Dept of	-	2,554,805.10
		Total		40,302,033.00	37,307,702.44
1014	National Disaster Mgmt Centre	P-CRN001-005	Novel Coronavirus PP - NDMA	-	24,308,382.60
1014	National Disaster Mgmt Centre	P-NDMC05-100	NDMC Grant Funded programs	-	24,394.18
		Total		-	24,332,776.78
1027	Maldives Police Service	P-MPS001-100	CCTV Network Expansion Project -	7,387,500.00	2,970,126.05
1027	Maldives Police Service	P-MPS004-001	Forensic Development Programme	3,960,000.00	802,191.75
1027	Maldives Police Service	P-MPS009-100	Donor Funded Activities of MPS	1,000,000.00	296,417.87
1027	Maldives Police Service	P-MPS010-001	Establishment of Video Recording System	1,500,000.00	-
1027	Maldives Police Service	P-POL009-001	Database Redundancy Program	12,000,000.00	-
1027	Maldives Police Service	P-RHB007-001	NDCC 12 point action plan	9,880,000.00	2,823,514.16
		Total		35,727,500.00	6,892,249.83
1058	Min. of Education	P-ACT003-001	MV learning advancement &	587,444.00	8,650,566.03
1058	Min. of Education	P-MOE014-100	Donor Funded Activities of MOE	1,166,503.00	3,362,622.97
1058	Min. of Education	P-MOE076-001	Digital School Initiative Project	5,000,000.00	847,869.70
		Total		6,753,947.00	12,861,058.70
1129	Ministry of Higher Education	P-ACT007-001	Job Seekers Re-Skill Program	4,871,574.00	544,168.75
1129	Ministry of Higher Education	P-ACT007-002	Training program for senior position job	2,500,000.00	2,607,385.60
1129	Ministry of Higher Education	P-MHE001-100	Enhancing Employment HC & ED	26,298,866.00	32,403,756.95
1129	Ministry of Higher Education	P-SCP001-001	Free first Degree	159,285,467.00	163,069,628.62
1129	Ministry of Higher Education	P-SCP001-002	Developing MBBS doctors and speacilist	-	49,691.43
1129	Ministry of Higher Education	P-SCP001-003	Other scholarships	64,566,612.00	11,758,751.71
1129	Ministry of Higher Education	P-SCP001-004	Presidents scholarship-GCE alevel first	36,456,320.00	26,901,537.68
1129	Ministry of Higher Education	P-SCP001-005	High Achievers Scholarship	99,645,000.00	88,757,256.45
1129	Ministry of Higher Education	P-SLS001-001	National Student loan scheme	240,046,601.00	262,013,227.19
		Total		633,670,440.00	588,105,404.38
1163	Ministry of Health	P-CRN001-001	Novel Coronavirus PP - Health	182,752,285.00	86,201,618.45
1163	Ministry of Health	P-CRN001-014	COVID-19 Emergency Response and Health S	40,663,800.00	19,694,102.13



Government of Maldives

Consolidated Financial Statement

1163	Ministry of Health	P-CRN001-015	Covid19 Emergency Response - APDR	-	38,280.75
1163	Ministry of Health	P-CRN001-019	Emergency Response to COVID-19 Pandemic	100,000,000.00	33,638,069.80
1163	Ministry of Health	P-MOH018-200	WHO Funded Projects - Min of Health	250,000.00	181,682.81
		Total		323,666,085.00	139,753,753.94
1164	Health Protection Agency	P-INF001-001	Influenza Surveillance Grant CDC	-	580,177.06
1164	Health Protection Agency	P-MOH014-100	UNICEF Funded Projects of CCHDC	500,000.00	381,967.01
1164	Health Protection Agency	P-MOH018-300	WHO Funded Projects - CCHDC	-	1,120,612.10
1164	Health Protection Agency	P-MOH020-200	UNFPA Funded Projects -HPA	-	(9,516.00)
		Total		500,000.00	2,073,240.17
1166	IGMH	P-CRN001-007	Novel Coronavirus PP - IGMH	-	42,972,156.28
		Total		-	42,972,156.28
1192	National Drug Agency	P-RHB007-003	NDCC 12 point action plan	4,880,000.00	948,100.00
		Total		4,880,000.00	948,100.00
1202	Min. of Economic Development	P-ACT010-001	Dubai Expo 2020	-	4,734,577.92
1202	Min. of Economic Development	P-ACT010-002	Corporate Registers Forum (CRF)	-	1,541,113.52
1202	Min. of Economic Development	P-CRN012-001	Covid19 Emergency Income Support	-	32,444,998.08
1202	Min. of Economic Development	P-DEV001-003	Sasec national single window project Mald: Enhancn	29,707,391.00	5,776,898.89
1202	Min. of Economic Development	P-MHE001-101	Employabty n Res. of Youth	-	6,400,578.21
		Total		29,707,391.00	50,898,166.62
1204	Ministry of Tourism	P-ACT011-001	Tourism Golden Jubilee Celebrations	30,000,000.00	17,990,791.57
		Total		30,000,000.00	17,990,791.57
1224	Min. Ntnl. Plan. Housing&infra	P-ACT002-002	Repairing Roads in the Islands	8,000,000.00	2,766,500.00
1224	Min. Ntnl. Plan. Housing&infra	P-CRN001-008	Novel Coronavirus PP - MNPI	-	1,021,000.00
		Total		8,000,000.00	3,787,500.00
1229	Min. Envrmmnt,Clim.Chng & Tech	P-ACT001-001	Kigali Amendment Enabling Activities	151,310.00	34,916.40
1229	Min. Envrmmnt,Clim.Chng & Tech	P-ACT001-002	UNCCD 2018 National reporting process	612,000.00	-
1229	Min. Envrmmnt,Clim.Chng & Tech	P-ACT001-003	Intitiative for Climate Action Transpare	355,635.00	301,119.44
1229	Min. Envrmmnt,Clim.Chng & Tech	P-ACT001-004	Capacity Strengthening for	47,504.00	201,462.65
1229	Min. Envrmmnt,Clim.Chng & Tech	P-ACT001-005	Eliminating POPs through sound	1,085,807.00	3,983,879.96
1229	Min. Envrmmnt,Clim.Chng & Tech	P-ACT001-006	Prot. Sea Lvl Rise - Frm Ice Sheet to Lc	451,013.00	-
1229	Min. Envrmmnt,Clim.Chng & Tech	P-ACT001-007	Enhan. Natn. Devel. thrgh Environ. Resil	3,255,690.00	2,536,631.57
1229	Min. Envrmmnt,Clim.Chng & Tech	P-ACT001-008	Support of Impl. Of Kunburudhoo Wst. Tra	363,937.00	-
1229	Min. Envrmmnt,Clim.Chng & Tech	P-ACT001-009	Technology Needs Assesment for the	3,749,320.00	679,465.66
1229	Min. Envrmmnt,Clim.Chng & Tech	P-ACT001-010	Integrated, Sustainable & Low Emission T	50,000.00	686,150.36
1229	Min. Envrmmnt,Clim.Chng & Tech	P-ACT001-011	Supp. to the preparation of the 4th	-	22,994.00



Government of Maldives

Consolidated Financial Statement

1229	Min. Environmt, Clim.Chng & Tech	P-ACT001-014	GEF - 7 Islands	-	47,952.10
1229	Min. Environmt, Clim.Chng & Tech	P-HTE053-100	Ozone Project	3,650,902.00	1,038,963.95
1229	Min. Environmt, Clim.Chng & Tech	P-HTE055-100	Resilient Island Planning Project	48,746.00	-
1229	Min. Environmt, Clim.Chng & Tech	P-HTE056-100	Atoll Ecosystem Conservation Project	30,542.00	-
1229	Min. Environmt, Clim.Chng & Tech	P-HTE057-100	Impl of the Economic Env Dev. (Needs)	2,539.00	-
1229	Min. Environmt, Clim.Chng & Tech	P-HTE059-100	CDM Project in Maldives	2,315.00	-
1229	Min. Environmt, Clim.Chng & Tech	P-HTE060-100	Impact to Sea Project	144,909.00	-
1229	Min. Environmt, Clim.Chng & Tech	P-HTE067-100	Second National Communication Report	797,237.00	-
1229	Min. Environmt, Clim.Chng & Tech	P-HTE068-100	Increasing climate Resilience..(IWRMP)	62,319.00	-
1229	Min. Environmt, Clim.Chng & Tech	P-MEE001-100	Donor Funded Activities of MEE	3,425,644.00	488,627.36
1229	Min. Environmt, Clim.Chng & Tech	P-MEE001-109	Climate Vulnerability & Risk Assessment	6,072,000.00	3,663,745.00
1229	Min. Environmt, Clim.Chng & Tech	P-MEE001-113	Devlpmnt of Minamata Initial Assessment	218,017.00	23,344.81
1229	Min. Environmt, Clim.Chng & Tech	P-MEE001-115	Municipal & Hazardous Solid	48,346.00	-
1229	Min. Environmt, Clim.Chng & Tech	P-MEE001-116	Development of Climate Change Act -	72,612.00	-
1229	Min. Environmt, Clim.Chng & Tech	P-MEE001-117	Preparation of Maldives TNC under Green Climate Fund Support Programme	74,858.00	549,847.28
1229	Min. Environmt, Clim.Chng & Tech	P-MEE001-118	Enhancing National Development-ENDhER	5,000.00	-
1229	Min. Environmt, Clim.Chng & Tech	P-MEE001-119	Development of RIWMS & AP of Support - Produce National Report to CBD	479,312.00	-
1229	Min. Environmt, Clim.Chng & Tech	P-MEE001-120	Development of RIWMS & AP of Support - Produce National Report to CBD	585,340.00	-
1229	Min. Environmt, Clim.Chng & Tech	P-MEE001-121	Actvties to Facilt implmnt Stckholm Conv	865,931.00	529,486.99
1229	Min. Environmt, Clim.Chng & Tech	P-MEE004-100	Strengthening Low-Carbon Energy Island	610,445.00	148,675.98
1229	Min. Environmt, Clim.Chng & Tech	P-MEE060-100	Repair & Maintenance of Water & Sewerage	3,605,734.00	17,108,533.22
1229	Min. Environmt, Clim.Chng & Tech	P-MNT001-001		-	153,700.00
		Total		30,924,964.00	32,199,496.73
1231	Environ. Protection Agency	P-EPA001-100	Maldives Climate Observatory-	33,000.00	-
1231	Environ. Protection Agency	P-EPA001-200	Water Resources and waste management Prj	100,000.00	-
1231	Environ. Protection Agency	P-EPA001-300	Prep of the terminal phase out plan Prj	200,000.00	-
1231	Environ. Protection Agency	P-EPA001-400	Donor Funded Activities of EPA	160,000.00	49,665.00
1231	Environ. Protection Agency	P-EPA001-500	Green Fins Project	7,000.00	-
		Total		500,000.00	49,665.00
1233	Min. Fisheries, M. R. & Agri.	P-ACT004-001	SDF Livelihood Project	-	36,926.23
1233	Min. Fisheries, M. R. & Agri.	P-ACT004-003	Rehabilitation of Coconut Industry In th	-	541,887.37
1233	Min. Fisheries, M. R. & Agri.	P-ACT004-005	Supptng. intro. of high yeilding varieti	385,060.00	-
1233	Min. Fisheries, M. R. & Agri.	P-FIS029-001	Coral Reef Research Project	-	36,750.00
1233	Min. Fisheries, M. R. & Agri.	P-MFA001-001	Installation of Fish Aggregating Devices	9,415,744.00	6,872,617.37
1233	Min. Fisheries, M. R. & Agri.	P-MFA006-005	Establishment of Hydroponics systems	607,780.00	376,581.85



Government of Maldives

Consolidated Financial Statement

1233	Min. Fisheries, M. R. & Agri.	P-MFA013-100	Integrated Farming	-	63,341.00
1233	Min. Fisheries, M. R. & Agri.	P-MFA017-100	Bay of Bangal Marine Eco System Prog	-	13,970.52
1233	Min. Fisheries, M. R. & Agri.	P-MFA025-100	Tuna Tagging Project	-	3,192.00
1233	Min. Fisheries, M. R. & Agri.	P-MFA026-100	Donor Funded Activities-Min of	-	444,287.60
1233	Min. Fisheries, M. R. & Agri.	P-MFA026-200	Value addition & agricultural research	-	180,960.55
1233	Min. Fisheries, M. R. & Agri.	P-MFA027-100	Ctrl&Mgt of Destruct Forest Invasiv Spcs	200,000.00	-
1233	Min. Fisheries, M. R. & Agri.	P-MFA029-100	Entanglement of Olive Ridley Turtles	-	16,792.38
1233	Min. Fisheries, M. R. & Agri.	P-MFA038-001	Establishment of Drip Irrigation Systems	1,170,892.00	460,311.64
		Total		11,779,476.00	9,047,618.51
1244	Elections Commission	P-ELC001-001	Parliament Election	-	474,361.16
1244	Elections Commission	P-ELC001-002	Local Council Election	-	737,705.36
1244	Elections Commission	P-ELC001-005	Womans Development Committee Election	-	2,268,473.22
		Total		-	3,480,539.74
1250	Ntnl Social Protection Agency	P-CRN001-009	Novel Coronavirus PP - NSPA	-	46,241,599.72
		Total		-	46,241,599.72
1272	Ministry of Finance	P-MFT009-100	Public Finance Management syst strengthe	12,120,400.00	25,655,966.64
		Total		12,120,400.00	25,655,966.64
1500	National Inst of Education	P-NIE001-100	Donor Funded Activities of NIE	500,000.00	4,350,743.68
		Total		500,000.00	4,350,743.68
1510	M. Gender,Family & Social Serv	P-ACT006-002	Geveshi Gulhun	-	1,177,807.67
1510	M. Gender,Family & Social Serv	P-CRN001-010	Novel Coronavirus PP - Gender	-	112,175.00
1510	M. Gender,Family & Social Serv	P-MOH015-200	UNICEF Projects - Ministry of	1,269,601.00	1,277,845.15
		Total		1,269,601.00	2,567,827.82
1533	Dept. of Inclusive Education	P-SCH184-001	Strengthening of Inclusive Education	-	696,600.00
		Total		-	696,600.00
		Overall Result		1,172,051,837.00	1,052,318,176.27



Government of Maldives

Consolidated Financial Statement

52. Consolidated Revenue Fund

Description	2022			2021		
	Government	Third Party	Total	Government	Third Party	Total
TOTAL RECEIPTS	27,306,171,149		27,306,171,149	19,285,053,157		19,285,053,157
TOTAL REVENUES & GRANTS	27,306,171,149		27,306,171,149	19,285,053,157		19,285,053,157
TOTAL REVENUES	26,650,226,783		26,650,226,783	19,086,398,178		19,086,398,178
Tax Revenues	18,414,434,554		18,414,434,554	13,786,763,338		13,786,763,338
Non-Tax Revenues	8,225,655,239		8,225,655,239	5,288,408,832		5,288,408,832
Other Revenues	10,136,990		10,136,990	11,226,007		11,226,007
External Assistance - Cash Grants	655,944,366		655,944,366	198,654,979		198,654,979
TOTAL PAYMENTS	24,271,708,950		24,271,708,950	21,604,047,059		21,604,047,059
TOTAL RECURRENT EXPENDITURE	21,805,734,366		21,805,734,366	18,305,938,756		18,305,938,756
Salaries and Wages	7,608,338,685		7,608,338,685	7,193,321,933		7,193,321,933
Admin. & Operative Expenses	4,048,277,745		4,048,277,745	4,812,293,100		4,812,293,100
Interest Payments	3,444,175,286		3,444,175,286	2,104,465,539		2,104,465,539
Social Assistance	6,660,575,021		6,660,575,021	3,966,249,553		3,966,249,553
Other Expenditure	44,367,629		44,367,629	229,608,631		229,608,631
TOTAL CAPITAL EXPENDITURE	2,465,974,584		2,465,974,584	3,298,108,303		3,298,108,303
Fixed Assets	465,893,538		465,893,538	529,913,631		529,913,631
Work In Progress	5,829,195		5,829,195	15,989,085		15,989,085
Other Capital Expenditure	1,994,251,851		1,994,251,851	2,752,205,587		2,752,205,587

53. Loans & Capital works Fund

Description	2022			2021		
	Government	Third Party	Total	Government	Third Party	Total
TOTAL RECEIPTS	13,509,394,464	2,914,139,268	16,423,533,732	15,580,656,974	926,563,769	16,507,220,743
TOTAL REVENUES & GRANTS	533,757,510	451,379,665	538,271,307	1,443,773,851		1,443,773,851
TOTAL REVENUES	155,135,603		155,135,603	613,166,227		613,166,227
Non-Tax Revenues	137,343,466		137,343,466	598,333,363		598,333,363
Capital Receipts	17,792,137		17,792,137	14,832,864		14,832,864
External Assistance - Cash Grants	378,621,907	451,379,665	383,135,704	830,607,624		830,607,624
TOTAL BORROWING INFLOWS	12,480,605,356	2,909,625,471	15,390,230,827	14,135,722,613	926,563,769	15,062,286,382
External Assistance - Borrowings	1,999,252,882	2,909,625,471	4,908,878,353	8,103,379,242	926,563,769	9,029,943,010
Domestic Borrowing	10,481,352,474		10,481,352,474	6,032,343,371		6,032,343,371
Other Inflows	495,031,598		495,031,598	11,605,10.13		11,605,10.13
Lending Repayments - Domestic	495,031,598		495,031,598	11,605,10.13		11,605,10.13
TOTAL EXPENDITURE	9,264,828,940	2,914,139,268	12,178,968,208	8,482,960,495	926,563,769	9,409,524,264
TOTAL RECURRENT EXPENDITURE	264,063,965	50,600,325	314,664,290	421,135,757	8,095,746	429,231,503
Salaries and Wages	58,232,611		58,232,611	50,875,503		50,875,503
Admin. & Operative Expenses	148,196,745	49,773,753.43	197,970,498	96,784,186	8,095,745.9	104,879,931
Social Assistance	56,853,992	826,571.52	57,680,563	273,326,069		273,326,069
Other Expenditure	780,617.09		780,617.09	150,000		150,000
TOTAL CAPITAL EXPENDITURE	5,599,535,607	2,863,538,943	8,463,074,550	3,806,236,936	918,468,023	4,724,704,959
Fixed Assets	11,691,082		11,691,082	36,123,030		36,123,030
Work In Progress	4,883,748,238	2,863,538,943	7,747,287,181	3,887,775,813	918,468,023	4,806,243,836
Other Capital Expenditure	704,096,288		704,096,288	-117,661,906		-117,661,906
TOTAL BORROWING OUTFLOWS	2,688,461,643		2,688,461,643	4,047,785,802		4,047,785,802
Repayment of Foreign Loans	2,362,718,678		2,362,718,678	3,847,803,499		3,847,803,499
Repayment of Domestic Debt	325,742,965		325,742,965	199,982,303		199,982,303
Other Outflows	712,767,725		712,767,725	207,802,000		207,802,000
Lendings - Domestic	712,767,725		712,767,725	207,802,000		207,802,000



Government of Maldives

Consolidated Financial Statement

54. Trust Fund

Description	2022			2021		
	Government	Third Party	Total	Government	Third Party	Total
TOTAL RECEIPTS	3,737,163,724		3,737,163,724	3,563,008,885		3,563,008,885
TOTAL REVENUES & GRANTS	1,178,038,746		1,178,038,746	1,040,222,418		1,040,222,418
TOTAL REVENUES	1,175,426,470		1,175,426,470	1,037,791,074		1,037,791,074
Tax Revenues	972,994,664		972,994,664	802,111,899		802,111,899
Non-Tax Revenues	202,430,871		202,430,871	235,674,551		235,674,551
Capital Receipts	934		934	4,625		4,625
Other Revenues	0		0			
External Assistance - Cash Grants	2,612,277		2,612,277	2,431,344		2,431,344
Other Inflows	2,559,124,977		2,559,124,977	2,522,786,467		2,522,786,467
Lending Repayments - Domestic	3,082,007		3,082,007			
Refundable Deposits	2,556,042,970		2,556,042,970	2,522,786,467		2,522,786,467
TOTAL EXPENDITURE	3,430,901,906		3,430,901,906	3,360,911,505		3,360,911,505
TOTAL RECURRENT EXPENDITURE	176,952,673		176,952,673	175,974,124		175,974,124
Salaries and Wages	29,340,618		29,340,618	26,789,348		26,789,348
Admin. & Operative Expenses	54,439,383		54,439,383	32,890,427		32,890,427
Social Assistance	93,168,495		93,168,495	116,294,348.52		116,294,349
Other Expenditure	4,177		4,177			
TOTAL CAPITAL EXPENDITURE	899,246,391		899,246,391	606,530,916		606,530,916
Fixed Assets	3,850,903		3,850,903	3,091,962		3,091,962
Work In Progress	895,395,488		895,395,488	603,381,013		603,381,013
Other Capital Expenditure				57,942		57,942
TOTAL BORROWING OUTFLOWS	4,626,192		4,626,192			
Repayment of Domestic Debt	4,626,192		4,626,192			
Other Outflows	2,350,076,650		2,350,076,650	2,578,406,465		2,578,406,465
Lendings - Domestic	35,520,000		35,520,000			
Refundable Deposits	2,314,556,650		2,314,556,650	2,578,406,465		2,578,406,465

55. Advance Fund

Description	Government 2022	Third Party 2022	Total 2022	Government 2021	Third Party 2021	Total 2021
	MVR	MVR	MVR	MVR	MVR	MVR
TOTAL EXPENDITURE	5,777,455,901		5,777,455,901	5,013,407,097		5,013,407,097
TOTAL RECURRENT EXPENDITURE	5,739,638,671		5,739,638,671	4,981,964,471		4,981,964,471
Salaries and Wages	3,448,031,284		3,448,031,284	3,060,289,500		3,060,289,500
Admin. & Operative Expenses	649,220,255		649,220,255	528,854,487		528,854,487
Social Assistance	1,642,387,132		1,642,387,132	1,392,820,484		1,392,820,484
TOTAL CAPITAL EXPENDITURE	37,817,230		37,817,230	31,442,626		31,442,626
Fixed Assets	36,152,580		36,152,580	21,417,001		21,417,001
Work In Progress	1,664,650		1,664,650	10,025,625		10,025,625



Government of Maldives

Consolidated Financial Statement

56. Expenditure of Accountable Government Agencies

Business Area	Approved Budget 2022	Revised Budget 2022	Total 2022	CRF 2022	LCWF 2022	TF 2022	AF 2022
Total	42,847,161,850	43,266,274,957	42,828,320,054	24,320,091,350	11,610,794,360	1,126,286,626	5,771,147,718
Presidents Office	181,000,000	188,865,180	187,099,173	187,099,173			
People's Majlis	198,071,078	163,977,173	165,055,672	164,508,050	547,622		
Judicial Service Commission	17,400,000	15,094,477	15,094,477	15,094,477			
Department of Judicial Administration	531,183,564	494,624,721	495,546,955	481,588,857	13,958,098		
Elections Commission	28,477,900	59,128,180	59,128,180	59,128,180			
Civil Service Commission	29,215,518	30,256,977	30,154,313	30,154,313			
Human Rights Commission	29,850,198	28,740,284	28,442,587	28,579,721	(137,134)		
Anti-Corruption Commission	45,400,000	40,969,540	41,280,666	41,280,666			
Auditor General's Office	90,315,293	73,420,980	73,138,997	51,197,561	20,801,555	1,139,882	
Prosecutor General's Office	66,100,000	67,653,669	67,359,391	67,359,391			
Maldives Inland revenue Authority	113,700,000	100,574,426	100,430,927	100,430,927			
Employment Tribunal	10,200,000	11,095,055	11,037,547	11,037,547			
Maldives Media Council	5,100,000	5,288,943	5,286,640	5,071,530		215,110	
Maldives Broadcasting Commission	9,300,000	10,261,821	10,261,821	9,260,599		1,001,222	
Tax Appeal Tribunal	10,500,000	10,572,157	10,497,957	10,497,957			
Local Government Authority	62,756,570	51,693,809	50,329,694	35,462,354	14,867,340		
Information Commissioners Office	4,703,715	4,452,895	4,452,895	4,452,895			
National Integrity Commission	13,780,000	13,016,260	13,016,260	13,016,260			
Ministry of Finance	722,857,765	575,870,796	573,631,997	69,479,958	504,152,039		
Ministry of Defense	17,914,428	30,791,105	30,791,105	15,322,791	15,468,314		
Ministry of Home Affairs	90,354,105	101,131,654	93,072,817	62,827,141	30,245,676		
Ministry of Education	3,126,104,352	3,537,218,768	3,525,813,787	1,024,602,865	407,772,477	24,268,285	2,069,170,159
Maldives Islamic University	43,500,000	59,165,673	59,141,179	43,665,086		15,476,093	
Maldives National University	175,598,244	179,231,359	179,231,359	173,118,159	6,113,201		
Ministry of Foreign Affairs	352,100,000	283,004,747	281,815,655	75,126,097			206,689,558
Ministry of Health	2,330,470,113	1,765,756,839	1,630,804,218	503,717,533	191,820,892	1,031,403	934,234,391
Ministry of Economic Development	288,343,947	191,623,381	190,922,876	104,642,853	50,760,023	35,520,000	
Ministry of Tourism	75,229,919	60,309,251	57,468,633	42,603,952	13,616,096	1,248,584	
Ministry of Youth, Sports and Community Empowerment	392,469,651	419,992,443	407,137,546	210,036,563	194,456,335	2,644,648	
Ministry of National Planning, Housing and Infrastructure	5,003,592,339	7,439,425,215	7,330,239,490	274,206,169	6,249,456,310	806,577,011	
Ministry of Fisheries, Marine Resources and Agriculture	163,540,660	150,573,750	149,228,203	89,765,237	58,921,079	541,887	
Ministry of Islamic Affairs	281,877,538	317,170,719	315,080,099	178,264,899	41,013,204	95,801,997	
Ministry of Environment, Climate Change and Technology	1,033,310,806	612,602,412	611,697,330	203,577,200	305,773,693	102,346,437	
Attorney General's Office	43,700,000	46,265,938	42,770,801	42,770,801			
Ministry Of Gender, Family and Social Services	221,474,171	201,682,031	199,672,527	190,886,929	6,461,145	2,324,453	
MOFT / Special Budget	14,392,257,225	12,654,399,871	12,584,079,324	9,496,845,463	3,062,116,141	25,117,719	
MOFT / Pension Budget	1,400,000,000	1,500,451,369	1,500,445,220	1,500,445,220			
Maldives Police Services	1,784,296,593	1,797,211,582	1,794,505,875	1,755,024,993	39,480,882		
Maldives Customs Services	236,013,533	244,995,427	241,295,427	235,096,345	6,199,081		
National Social Protection Agency	2,203,712,287	2,519,176,907	2,519,042,729	2,519,042,729			
Male' Group of Hospitals	1,093,589,075	1,302,267,373	1,298,751,069	1,282,554,883	16,196,187		
Councils	1,565,370,767	1,635,454,274	1,635,464,180			9,879,787	1,625,584,393
Family Protection Authority	10,165,636	8,505,776	8,505,776	8,505,776			
Maldives National Defense Force	1,533,173,696	1,569,764,093	1,560,738,086	1,542,786,015	17,952,071		
Maldives Correctional Services	324,367,253	342,546,781	342,220,620	337,359,394	4,861,208		
Maldives Immigration	160,064,687	108,607,128	108,412,927	106,810,284	1,602,643		
Ministry of Higher Education	727,844,780	667,040,487	665,294,924	338,355,953	326,727,695	211,277	
Ministry of Transport & Civil Aviation	53,127,922	40,529,333	40,459,065	40,459,065			
Ministry of Arts, Culture and Heritage	64,240,961	64,903,229	59,388,128	50,302,771	8,144,527	940,831	
National Disaster Management Authority	12,300,000	47,843,554	43,205,690	43,133,596	72,094		
Aviation Security Command	145,000,000	140,603,975	140,599,404	140,599,404			
Maldives International Arbitration Center	6,100,000	4,087,346	4,087,346	4,087,346			
Children's Ombudsperson's Office	9,000,000	8,878,187	8,878,187	8,878,187			
Kulhadhuftushi Regional Hospital	236,722,751	231,524,738	231,507,195				231,507,195
Addu Equatorial Hospital	267,594,165	263,825,953	246,104,087				246,104,087
Office of Ombudsperson for Transitional Justice	17,200,000	14,218,472	14,193,724	14,193,724			
L. Gan Regional Hospital	160,940,967	159,739,074	158,734,543				158,734,543
Hulhumale' Hospital	291,066,913	290,803,495	277,149,378	275,775,509	1,373,869		
R. Ungoofaaru Regional Hospital	171,320,765	161,662,400	158,882,413				158,882,413
Abdul Samad Memorial Hospital	172,200,000	145,731,509	140,240,979				140,240,979

Public funds

57. Comparison of Budget and Actual Amounts

Description	Approved Budget 2022	Revised Budget 2022	Actuals 2022
TOTAL RECEIPT	43,616,362,622	-	45,089,166,701
Consolidated Revenue Fund	23,138,223,834	-	27,484,384,381
Loans & Capital Works Fund	19,529,878,992	-	16,426,620,494
Trust Fund	948,259,796	-	1,178,161,826
Advance Fund	-	-	-
TOTAL PAYMENT	42,847,161,850	43,187,356,496	42,828,320,054
Consolidated Revenue Fund	24,971,863,966	24,470,078,575	24,320,091,350
Loans & Capital Works Fund	10,370,379,132	11,792,195,195	11,610,794,360
Trust Fund	591,509,659	1,116,406,839	1,116,406,839
Advance Fund	6,913,409,093	5,808,675,886	5,781,027,505



Government of Maldives
Consolidated Financial Statement

58. Statement of Assets

All values are in MVR

Description	Actuals 2022	Revised Actuals 2021
Assets		
Fixed Assets (Non-current Assets)		
Property, Plant and Equipment	20,746,560,471	17,028,885,048
Investments in state-owned enterprises	21,565,671,117	20,607,702,926
Sovereign Development Funds	2,659,822,188	2,037,485,928
Other Investments	550,721,671	425,721,671
Total Fixed Assets (Non-current Assets)	45,522,775,447	40,099,795,573
Current Assets		
Cash and Cash Equivalents	(1,274,076,560)	(1,204,956,575)
Public Bank Account Balances	(3,942,570,726)	(3,689,886,157)
Other Government Accounts at MMA	2,419,253,978	1,484,067,577
Government Accounts at Commercial Banks	194,608,550	993,946,647
Other Government Accounts at Foreign Countries	51,701,750	
Cash on Hand	2,929,888	6,915,359
Accounts Receivables	43,881,426,948	25,904,964,465
Tax Revenue	8,713,214,831	5,637,051,516
Non Tax Revenue	17,606,812,770	11,457,506,384
Provision for Doubtful Debts	(336,145)	(6,715,066,503)
Dividends Receivables	3,482,582,753	2,438,514,757
Student Loan Receivable		164,827,562
Subsidiary Loans Receivables	14,079,152,739	12,922,130,749
Total Current Assets	42,607,350,388	24,700,007,891
Total Assets	88,130,125,835	64,799,803,463



Government of Maldives

Consolidated Financial Statement

58.1. Property, Plant and Equipment

All values are in MVR

Asset Types	Land & Building	Infrastructure Assets	Furniture, Machinery and Equipment	Vehicles	WIP	Total 2022	Total 2021
Acquisition cost							
Beginning Balance	104,945,765	10,007,572	3,450,062,150	664,643,052	10,586,188,494	14,815,847,033	13,872,346,845
Additions			393,823,255	123,764,848	8,779,616,103	9,297,204,206	6,027,789,423
Disposals			(4,357,226)	(1,155)		(4,358,381)	
Closing Balance	104,945,765	10,007,572	3,839,528,180	788,406,745	19,365,804,597	24,108,692,858	19,900,136,267
Accumulated Depreciation							
Beginning Balance	1,430,883	3,276,656	2,492,951,183	373,592,498	-	2,871,251,220	2,446,366,618
Depreciation charge for the year	1,227,381	400,854	415,177,017	78,026,016	-	494,831,267	424,884,602
Disposals (Accumulated Depreciation)			(3,948,970)	(1,131)	-	(3,950,101)	-
Closing Balance (Accumulated Depreciation)	2,658,264	3,677,510	2,904,179,231	451,617,383	-	3,362,132,387	2,871,251,220
Net Book Value	102,287,501	6,330,062	935,348,949	336,789,362	19,365,804,597	20,746,560,471	17,028,885,048
58.1.1 Legacy Assets							
Legacy Asset at Cost	370,647,494						

58.2. Cash and Cash Equivalents

All values are in MVR

Description	Actuals 2022	Revised Actuals 2021
Public Bank Account Balances	(3,942,570,725.91)	(3,689,886,157.07)
Other Government Accounts at MMA	2,419,253,977.58	1,484,067,576.56
Government Accounts at Commercial Banks	194,608,550.00	993,946,647.18
Other Government Accounts at Foreign Countries	51,701,750.08	
Cash on Hand	2,929,888.21	6,915,358.73
Total Cash and Cash Equivalents	(1,274,076,560.03)	(1,204,956,574.60)



Government of Maldives

Consolidated Financial Statement

59. Aid in Kind

All values are in MVR

Description	Actuals 2022	Actuals 2021
Foreign and Local	70,456,962	109,744,313
Aid In Kind	70,456,962	109,744,313

60. Contingent Assets

All values are in MVR

Description	Actuals 2022	Actuals 2021
Foreign and Local	638,968,590	223,633,281
Total Contingent Asset	638,968,590	223,633,281

61. Statement of Liabilities

All values are in MVR

Description	Actuals 2022	Actuals 2021
LIABILITIES		
Non-current liabilities	55,937,254,627	49,226,474,476
Long Term Bond	6,237,000,000	3,852,500,000
Accrued Pension Rights Bond	3,843,683,772	3,732,824,755
Fixed Coupon Bonds	12,045,741,391	9,609,096,664
Long-term Borrowings - Domestic	684,809,961	866,898,000
Long-term Borrowings - Foreign	33,126,019,503	31,165,155,057
Current liabilities		
Accounts Payables	1,233,316,100	1,861,133,210
Interest Payables		955,002,129
Short-term Borrowings - Domestic/Foreign	35,603,261,000	30,415,928,000
Temporary Deposits	2,828,332,862	2,574,190,226
Trust Funds Balances	1,304,209,505	1,431,447,617
Total Current Liabilities	40,969,119,467	37,237,701,183
TOTAL LIABILITIES	96,906,374,094	86,464,175,659

62. Contingent Liabilities

All values are in MVR


Description	Actuals 2022	Actuals 2021
Guarantees issued to SOEs	16,549,126,776	14,381,767,477
Court cases related to state agencies	3,830,133,693	3,378,683,603
Total contingent liabilities	20,379,260,469	17,760,451,081

63. CUB and Cancelation

All values are in MVR

Description	Fiscal Year 2022	Fiscal Year 2021
Breach of Agreement	7,902,040	82,061,059
Committed Undisbursed Balance	29,985,624,664	27,702,900,913





Auditor General's Office
M.Chanbeylee Villa, 1st floor
Majeedhee Magu, Male', 20337

Tel: +960 332 3939
Email: info@audit.gov.mv
www.audit.gov.mv