



Report No: FIN-2022-31(E)

20 April 2022

Consolidated Financial Statement of the Government of the Maldives Financial Year 2019



ދިވެހިސަރުކާރުގެ ގެޒެޓް

AUDITOR GENERAL'S OFFICE

CONTENT

Introduction.....	2
Report on the Financial Statements	3
Report on Compliance with Public Finance Legislation	5
Matters arising from the Audit and Recommendations for Improvements	6
Statement of Receipts & Payments.....	12
Statement of Comparison of Budget and Actuals.....	13
Accounting Policies and Notes to the Financial Statements.....	14

AUDITOR GENERAL'S OFFICE

Malé, Republic of Maldives

AUDITOR GENERAL'S REPORT

TO THE PRESIDENT, THE PEOPLE'S MAJLIS AND THE MINISTER OF FINANCE, ON THE CONSOLIDATED FINANCIAL STATEMENTS OF THE GOVERNMENT OF MALDIVES FOR THE FINANCIAL YEAR ENDED 31 DECEMBER 2019

Introduction

The purpose of this report is to express an opinion on the Consolidated Financial Statements (CFS) of the Government of Maldives for the financial year ended 31 December 2019, pursuant to the Audit Act (No. 4/2007), and to express an opinion on whether the Government has spent funds out of the annual budget approved by the People's Majlis for the achievement of its objectives and the purposes intended in the budget and within the limits set therein, and whether it has complied with public finance legislation in conducting financial operations of the Government, and to present to the Minister of Finance (the Minister) the issues that have been observed in the audit and the recommendations thereof, pursuant to section 39 of the Public Finance Act (PFA) (No.3/2006) and to submit these issues and recommendations to the President and the People's Majlis pursuant to the article 213 of the Constitution. This report will also be placed on the Auditor General's Office (AGO)'s website www.audit.gov.mv.

The report is made up of two sections. Section one comprise our opinion on the CFS and section two comprise our opinion on compliance with the PFA and the Public Finance Regulation (PFR) and the parliamentary authorities in spending out of the budget it has approved for the Government.

We have audited the CFS set out on pages 12 to 57 that includes the Statement of Receipts and Payments and Statement of Comparison of Budget and Actuals for the financial year ended 31 December 2019, and Statement of Assets and Statement of Liabilities as at the year then ended, and accompanying notes to these financial statements.

The issues observed in this report have been discussed with the senior officials of the Ministry of Finance. We place on record our appreciation to the staff members of the Ministry and all those who have extended their cooperation to this audit.

Report on the Financial Statements

Responsibility of the Minister

It is the responsibility of the Minister under section 38(c) of the PFA to submit to the Auditor General the CFS within 14 days of receipt of the same from the Financial Controller. And under section 38(a) of the PFA, the Financial Controller is required to prepare and submit CFS to the Minister within three months after the end of a financial year.

The CFS for the financial year ended 31 December 2019 shall be prepared based on the framework established pursuant to public finance legislation. Ministry of Finance, via PFR 15.03 (No. R-20/2017) has adopted International Public Sector Accounting Standard: Financial Reporting under the Cash-Basis of Accounting (IPSAS). financial statements prepared and presented under this standard are required to include a statement of receipts and payments, a statement of comparison of budget with actual amounts (if the approved budget is made available publicly) and accounting policies and explanatory notes. Thus, CFS have to be prepared and presented in accordance with the said standard.

In addition to the financial statements required under IPSAS Cash Basis of Accounting, pursuant to section 38(b) of PFA, the Minister is also required to prepare and present: a statement of estimates of revenue and expenditure for each Public Funds that are in the budget passed by the People's for that year; a statement of actual revenue and expenditure of each of the Public Funds; and a statement each for assets, liabilities and contingent liabilities of the State as at the end of the financial year.

Under section 42(b) and (c) of the PFA, the Minister is responsible for controlling and managing the Public Bank Account, the Public Funds and the financial affairs of the State. And under section 42 (c) of the PFA, the Minister is also responsible for ensuring that full and accurate accounting of the Public Bank Account, the Public Funds and the financial affairs of the State are duly submitted to the Auditor General and the People's Majlis.

Responsibility of the Auditor General

Our responsibility, under section 39 of the PFA, is to express an opinion on the CFS based on our audit and submit the audit report to the Minister. We conducted our audit as per the International Standards On Auditing (ISAs). Those standards require that we comply with ethical requirements and plan and perform the audit to obtain reasonable assurance whether the financial statements are free from material misstatement, whether due to fraud or error.

An audit involves performing procedures to obtain audit evidence about the amounts and disclosures in the financial statements. The procedures selected depend on the auditor's judgment, including the assessment of the risks of material misstatement of the financial statements, whether due to fraud or error. In making those risk assessments, the auditor considers internal control relevant to the entity's preparation and presentation of the financial statements. An audit also includes evaluating the appropriateness of accounting policies used



and the reasonableness of accounting estimates made by management, as well as evaluating the overall presentation of the financial statements.

An audit involves examining, on a test basis, evidence supporting the amounts and disclosures in the financial statements. It cannot be relied upon therefore to identify all errors and weaknesses that may exist.

Qualified Opinion on the Financial Statements

In our opinion, except for the possible effects of the matters described in the Basis for Qualified Opinion paragraphs below, the accompanying CFS of the Government of Maldives present fairly, in all material respects, cash receipts, cash payments, approved budget and spending out of it for the year ended 31 December 2019, in accordance with International Public Sector Accounting Standard (IPSAS): Financial Reporting under the Cash-Basis of Accounting.

We believe that the audit evidence we have obtained is sufficient and appropriate to provide a basis for our qualified opinion.

Basis for Qualified Opinion

1. Beginning and Closing Cash Balances not presented in the Financial Statements

Clause 1.3.12, (c) of IPSAS Cash Basis requires presenting beginning and closing cash balances for the reporting period in the Statement of Receipts and Payments. However, the Ministry has not presented these balances in the CFS.

2. Inconsistent Application of Accounting Policy in Consolidating Local Councils Financial Statements

We noted that the grants given to local councils have been consolidated with the State's CFS for the year 2019 on a basis inconsistent with the statements provided in the CFS. Budgetary grants provided to local councils by the central government have been consolidated in the State's Consolidated Statement of Budget and Actual Amounts line-item-by-line, a single line item by the name "*Grants to Local Councils*" has been presented in Consolidated Statement of Receipts and Payments. According to section 1.7.19 of Cash Basis IPSAS, when the budget and financial statement are not prepared on a comparable basis, a clarification - a note disclosing the fact that budget is prepared on a basis different than accounting basis – is required to be included in the financial statements. However, no such note has not been provided in the financial statements. Therefore, some line items on the CFS are subject to misinterpretation.

3. Unable to verify Public Funds

In the Statement of Budget and Actuals for the year ended 31st December 2019, we have identified an amount of MVR 1,215 million stated as "Public Funds" as one of the component to finance the debt. However, we were not provided with breakdown of the financed amount



of the line item “Public Funds”. Hence, we were unable to verify how MVR 1,215 million was financed during the year 2019.

Report on Compliance with Public Finance Legislation

Responsibility of the Minister

In addition to the aforesaid responsibility to prepare and present CFS, it is also the responsibility of the Minister to spend funds out of budget approved by the parliament; for the purposes intended in the budget, and within the limits set therein; and to comply with the PFA and the PFR in conducting the financial operations of the Government.

Responsibility of the Auditor General

In addition to the responsibility to express an opinion on the CFS, it is also our responsibility to express an opinion on whether the Government has spent funds, in all material respects, out of the annual budget approved by the People’s Majlis for the achievement of its objectives, for the purposes intended in the budget, and within the limits set therein; and has complied with the PFA and the PFR in conducting its financial operations.

We believe that the audit evidence we have obtained is sufficient and appropriate to provide a basis for our qualified opinion.

Qualified Opinion on Compliance with Public Finance Legislation

In our opinion, in all material respects:

- a) The Government of Maldives has spent out of the annual budget approved for the year 2019 by the Parliament; to achieve the objectives, purposes and limits set therein, in accordance with the public finance legislations; and
- b) except the matter described under the Basis for Qualified Opinion on Compliance with Public Finance Legislation paragraph below, other financial affairs of the Government of Maldives for the year ending 31 December 2019 have been conducted in accordance with the PFA and PFR

Basis for Qualified Opinion on Compliance with Public Finance Legislation

1. According to section 11.03 (d) of the PFR, the Ministry is required to maintain a fixed asset register containing all the assets of the State. However, the Ministry has not maintained a fixed assets register containing assets purchased before 2009. Hence, we were unable to verify the completeness and accuracy of the total fixed assets amounting to MVR 5,648 million as at 31 December 2019 presented in the Statement of Assets.



Matters arising from the Audit and Recommendations for Improvements

Financial Statement Issues

1. Beginning and Closing Cash Balances not presented in the Financial Statement

Clause no. 1.3.12, (c) of IPSAS Cash Basis states that the Statement of Cash Receipts and Payments shall present the beginning and closing cash balances of the entity for the reporting period. However, opening and closing cash balances have not been presented on the Statement of Receipts and Payments. Therefore, we were unable to verify if any adjustments and its resulting impact to the CFS from opening and closing cash balances (if any).

According to the Ministry, the SAP System is configured and designed in such a way that only transactions carried through from the Public Bank Account are being recorded in the SAP/ General Ledger (GL), and that of other bank accounts are not included in SAP system. Hence, the current banking architecture in SAP system is not sufficient to present the movements of opening and closing cash balances, as required under Cash Basis IPSAS.

Furthermore, the Ministry also highlighted that they are working with MMA on developing a unified payment system to process all the payment which will enable automatic payment processing and maintenance of separate bank accounts within the SAP System.

Recommendation

We recommend the Ministry to present opening and closing cash balances in the financial statement, pursuant to section 1.3.12 of Cash Basis IPSAS

2. Inconsistent Application of Accounting Policy in Consolidating Local Councils Financial Statements

We noted that the grants given to local councils have been consolidated with the State's CFS for the year 2019 on a basis inconsistent with the statements provided in the CFS. Budgetary grants provided to local councils by the central government have been consolidated in the State's Consolidated Statement of Budget and Actual Amounts line-item-by-line, a single line item by the name "*Grants to Local Councils*" has been presented in Consolidated Statement of Receipts and Payments.

Furthermore, according to section 1.7.19 of International Public Sector Accounting Standard: Financial Reporting under the Cash Basis of Accounting, when the budget and the financial statements are not prepared on a comparable basis, a separate statement of comparison of budget and actual amounts is presented. And in this case, to ensure that the reader do not misinterpret financial information which is prepared on different bases, the financial statements could usefully clarify that the budget and the accounting bases differ and the statements of comparison of budget and actual amounts is prepared on the budget basis. We noted that no



such clarification by way of disclosure note has been provided in the CFS. Therefore, some line items on the CFS are subject to misinterpretation.

Recommendation

We recommend the Ministry to provide a disclosure note to the CFS, pursuant to section 1.7.19 of Cash Basis IPSAS, if the Consolidated Statement of Receipts and Payments and Consolidated Statement Budget and Actual Amounts are prepared on different bases.

3. Unable to verify Public Funds

In the Statement of Budget and Actuals for the year ended 31st December 2019, we have identified an amount of MVR 1,215 million stated as “Public Funds” as one of the component to finance the debt. However, we were not provided with breakdown of the financed amount of the line item “Public Funds”. Hence, we were unable to verify how MVR 1,215 million was financed during the year 2019.

Recommendation

We recommend the Ministry to provide us with breakdown of the budget deficit amount in future audits in a timely manner.

Compliance Issues

1. Fixed Assets Not Managed as per PFR

Section 11.03 (d) of the PFR requires the Ministry to maintain a fixed asset register containing all the assets of the State. The year-end manual published with the finance circular 13-D3/CIR/2017/30, requires entities to submit the information required for the preparation of the financial statements to the Ministry. This information includes details of fixed assets held by the entities.

However, we noted that the Ministry has not included assets purchased before 2009 in the fixed asset register, nor they were included in fixed assets balance of MVR 5,648 million as at 31 December 2019 in the Statement of Assets. Therefore, we were unable to verify the completeness of the fixed assets balance of as the year ended.

At the date of this report, the Ministry has been working on completing the assets register through development of ‘Neelan Portal’ and integrating the Portal with the SAP Asset module.

Recommendation

We recommend the Ministry to maintain a fixed asset register, pursuant to section 11.03(d) of the PFR.



Other Matters

1. Issues Identified in Capital Contribution to the State Owned Enterprises (SOEs)

a) Discrepancy in Capital Contributions to the State Owned Enterprises (SOEs)

During the course of the audit it has been observed that the Ministry does not adequately maintain records of capital contributions made to the State Owned Enterprises (SOEs). We noted a discrepancy of MVR 2,062 million when we vouched the Capital Contribution to the SOEs, whilst the Capital Contribution as at 31 December 2019 presented in the Statement of Assets was MVR 5,023 million. General Ledger in the SAP showed MVR 7,086 million as Capital Contribution to the SOEs as at 31 December 2019. The Ministry was not able to provide a reconciliation for this discrepancies. Therefore, we were not able to determine whether any adjustment is required and resulting impact to the Statement of Assets of this discrepancy.

b) Lack of a Policy for Capital Contribution to the SOEs

It has been noted that the Ministry has not formulated a policy for capital contributions to SOEs. Currently, capital contributions to SOEs are based on the Privatization and Corporatization Board (PCB)'s decisions.

Lack of a policy might result in arbitrary amounts of Capital Contributions, that might not have been seen objectively set, made to different SOEs.

Recommendations

We recommend the Ministry:

- a) To maintain a systematically complete record of all Capital Contributions made to the SOEs, reconcile any discrepancies between relevant accounting records, and ensure correct posting of capital contributions is made in the SAP System; and
- b) Formulate a policy for making capital contribution to ensure objectivity and fairness amongst the SOEs in making such contributions by the State.

2. Cash Balances presented in the Financial Statements do not represent all the Controlling Agencies

Petty cash approval checks have been carried out for both SAP live and non-live agencies of the Government of the Maldives. From the tests carried out, it has been identified that cash held by the agencies, except Petty cash balances, are not included under Cash and Cash Equivalents in the CFS.

As a result, the total cash balance reported in the CFS does not reflect that of all the controlling agencies. Therefore, were unable to verify completeness, accuracy and valuation of the cash balance as at 31 December 2019 amounting to MVR 2,203 million presented in Statement of Assets.



Recommendations

We recommend the Ministry:

- a) To ensure all the consolidated entities represented in the CFS maintain the petty cash records in the General Ledger, and confirm that the entities submitted cash balances as at 31 December each year; and
- b) Enforce the implementation of the Year-End Manual to ensure all key data for the preparation of the CFS are submitted by the entities within the set deadlines.

3. Discrepancy in Accounting for Dividend Receivable

Statement of Assets show a dividend receivable of MVR 1,184 million as at 31 December 2019, representing three SOEs. However, the SAP records show dividend Receivable of MVR 1,816 million representing four SOEs. Ministry has not carried out a reconciliation between the financial statement figure and SAP records to identify this discrepancy. Owing to this discrepancy and lack of reconciliation for the same, we were unable to verify completeness and accuracy and valuation of Dividend Receivable amount of MVR 1,184 million as at 31 December 2019 presented in the Statement of Assets.

Recommendation

We recommend the Ministry to carry out proper reconciliation of relevant records to ensure that dividend that has to be received from SOEs are accounted for properly and year-end dividend receivable balance is fairly stated in the Statement of Assets.

4. Issues Identified in relation to Sovereign Development (SDF)

a. Lack of a Regulatory Framework for Management of SDF

With reference to the “Paper on Establishing a Sovereign Development Fund (SDF) or Debt Service Fund in Maldives” submitted by the Finance Ministry to the Cabinet on 25th August 2016, the decision made by the Economic and Youth Council (Letter No: 1-ED/13/2016/375) is, that the Ministry shall prepare the necessary legal and regulatory framework to establish the SDF, including detailed guidelines and all the set-up requirements and governance aspects that would enable the establishment and operation of such a fund in a credible manner. However, it has been observed that the Ministry has not established the suggested legal and regulatory framework, and governance policies for sound management of this fund.

b. SDF Account not maintained on the SAP System

Transactions relating to the SDF are recorded in SAP’s General Ledger clearing codes, and manual reconciliation of SDF balances is carried out on a monthly basis by the Ministry. However, due to SAP System configuration issues, the SDF account with opening and closing balances of it is not maintained within the SAP System. Owing this, we are unable to verify



accuracy, completeness and valuation of SDF account balances of MVR 1,949 million and USD 20 million included in the year-end cash and cash equivalent figure of MVR 3,831 million presented in the Statement of Assets as at 31 December 2019.

Recommendation

We recommend the Ministry:

- a) To formulate and formalize guidelines and policies as suggested in the paper submitted to the Cabinet on 25th August 2016; and
- b) Establish in its Chart of Accounts the general ledger account of SDF for recording the transactions carried out within the SDF account.

20 April 2022



Hussain Niyazy
Auditor General





GOVERNMENT OF MALDIVES
CONSOLIDATED FINANCIAL
STATEMENTS


2019

Government of Maldives
Consolidated Financial Statements

Statement of Receipts & Payments
For The Year Ended 31st December 2019

Description	Note	Government Actuals 2019	Third Party Actuals 2019	Total Actuals 2019	Government Actuals 2018	Third Party Actuals 2018	Total Actuals 2018
TOTAL RECEIPTS		31,883,634,172	1,845,676,966	33,729,311,138	27,896,184,775	3,532,699,803	31,428,884,578
TOTAL REVENUES & GRANTS		23,239,379,857		23,239,379,857	22,206,168,538		22,206,168,538
TOTAL REVENUES		22,084,559,617		22,084,559,617	21,386,802,467		21,386,802,467
Tax Revenues	12	16,520,759,645		16,520,759,645	15,755,457,555		15,755,457,555
Non-Tax Revenues	13	5,519,715,244		5,519,715,244	5,584,260,959		5,584,260,959
Capital Receipts	14	19,553,623		19,553,623	43,889,790		43,889,790
Other Revenues	15	24,531,106		24,531,106	3,194,163		3,194,163
External Assistance- Cash Grants	16	1,154,820,240		1,154,820,240	819,366,071		819,366,071
TOTAL BORROWING INFLOWS		5,085,748,502	1,845,676,966	6,931,425,469	3,944,527,187	3,532,699,803	7,477,226,990
External Assistance - Borrowings	17	385,550,633	1,845,676,966	2,231,227,599	1,880,228,380	3,532,699,803	5,412,928,184
Domestic Borrowing	18	4,700,197,870		4,700,197,870	2,064,298,807		2,064,298,807
Other Inflows		3,558,505,812		3,558,505,812	1,745,489,050		1,745,489,050
Lending Repayments - Domestic	19	855,820		855,820	211,641		211,641
Refundable Deposits	20	3,557,649,992		3,557,649,992	1,745,277,410		1,745,277,410
TOTAL PAYMENTS		31,567,266,793	1,845,676,966	33,412,943,759	26,527,747,468	3,532,699,803	30,060,447,271
TOTAL RECURRENT EXPENDITURE		20,291,550,382		20,291,550,382	17,585,291,478	4,000	17,585,295,478
Salaries and Wages	21	9,299,639,920		9,299,639,920	8,807,386,518	4,000	8,807,390,518
Admin. & Operative Expenses	22	4,394,643,707		4,394,643,707	3,866,348,707		3,866,348,707
Interest Payments	23	1,540,739,349		1,540,739,349	1,440,256,927		1,440,256,927
Social Assistance	24	3,573,475,841		3,573,475,841	3,360,836,048		3,360,836,048
Other Expenditure	25	1,483,051,565		1,483,051,565	110,463,278		110,463,278
TOTAL CAPITAL EXPENDITURE		4,399,893,650	1,845,676,966	6,245,570,617	4,440,998,796	3,532,695,803	7,973,694,599
Fixed Assets	26	376,698,911		376,698,911	433,700,466		433,700,466
Work In Progress	27	2,429,591,588	1,845,676,966	4,275,268,555	3,198,537,691	3,532,695,803	6,731,233,495
Other Capital Expenditure	28	1,593,603,151	-	1,593,603,151	808,760,639		808,760,639
TOTAL BORROWING OUTFLOWS		1,124,547,543		1,124,547,543	1,632,221,976		1,632,221,976
Repayment of Foreign Loans	29	987,495,690		987,495,690	1,106,247,627		1,106,247,627
Repayment of Domestic Debt	30	137,051,853		137,051,853	525,974,349		525,974,349
Other Outflows		4,735,247,730		4,735,247,730	2,294,174,134		2,294,174,134
Lending's - Domestic		1,325,165,957		1,325,165,957	781,421,256		781,421,256
Refundable Deposits		3,410,081,773		3,410,081,773	1,512,752,879		1,512,752,879
Refundable Deposits	31	3,394,536,713		3,394,536,713	1,495,036,631		1,495,036,631
Special Services	32	15,545,060		15,545,060	17,716,247		17,716,247
GRANTS TO LOCAL COUNCILS	33	1,016,027,487		1,016,027,487	575,061,084		575,061,084

The Consolidated Financial Statements of the Government of the Maldives have been approved on 18 April 2022 by:


Ibrahim Ameer
Minister of Finance



Government of Maldives
Consolidated Financial Statements

Statement of Comparison of Budget and Actuals
For the Year Ended 31st December 2019

Description	Note	Approved Budget 2019	Revised 2019	Actuals 2019	Variance [Approved vs Actuals]
TOTAL REVENUE & GRANTS		24,056,604,018		23,231,735,608	824,868,410
TOTAL REVENUE		21,975,494,550		22,008,828,445	(33,333,895)
Revenue-Government Departments	34	22,051,412,989		21,006,647,546	1,044,765,443
Revenue-Trust Funds	35	124,335,044		1,086,316,760	(961,981,716)
(-)Subsidiary Loan Repayments		(200,253,483)		(84,135,861)	(116,117,622)
TOTAL GRANTS		2,081,109,468		1,222,907,163	858,202,305
Foreign Grants & Donations(in Cash)	36	1,274,126,174		822,442,072	451,684,102
Foreign Project Grants	37	806,983,294		400,465,091	406,518,203
TOTAL EXPENDITURE		29,045,468,977	21,959,509,441	28,944,285,396	101,183,581
TOTAL BUDGET		31,954,940,612	23,095,251,497	30,077,771,974	1,877,168,637
Budget Total-Government Departments	38	27,886,778,573	20,383,141,797	27,365,662,274	521,116,299
Expenditure from Trust funds	39	125,657,439	495,645,535	495,645,535	(369,988,096)
Expenditure from Grants & Donations (in Cash)	40	44,817,000	35,810,832	35,810,832	9,006,168
Grants to Capital Projects-Foreign Sources	41	806,983,294	233,573,260	233,573,260	573,410,034
Loans to Capital Projects-Foreign Sources	42	3,064,426,233	1,920,802,001	1,920,802,001	1,143,624,232
Contribution to Political parties		26,278,073	26,278,073	26,278,073	
LOAN REPAYMENTS AND TRANSFERS		(2,909,471,635)	(1,135,742,056)	(1,133,486,579)	(1,775,985,056)
(-) Loan Repayment-Domestic Loans	43	(1,394,040,951)	(137,890,493)	(137,051,853)	(1,256,989,098)
(-) Loan Repayment-Foreign Loans	44	(1,493,810,000)	(988,912,528)	(987,495,690)	(506,314,310)
(-) Contribution to International Financial Institutions		(21,620,684)	(8,939,036)	(8,939,036)	(12,681,648)
BUDGET BALANCE					
Total Revenue & Grants		24,056,604,018		23,231,735,608	824,868,410
Total Expenditure		29,045,468,977	21,959,509,441	28,944,285,396	101,183,581
OVERALL BALANCE (DEFICIT)/ SURPLUS		(4,988,864,959)	(21,959,509,441)	(5,712,549,788)	723,684,829
PRIMARY BALANCE (DEFICIT)/ SURPLUS		(2,987,327,475)	(20,409,664,187)	(4,171,736,663)	1,184,409,189
Overall Balance(Deficit)/Surplus		(4,988,864,959)	(21,959,509,441)	(5,712,549,788)	723,684,829
Interest on Loan repayment		2,001,537,484	1,549,845,255	1,540,813,124	460,724,360
TOTAL FINANCING		4,988,864,959	(2,520,950,932)	5,712,549,788	(723,684,829)
FOREIGN FINANCING		3,795,867,385	(988,912,528)	1,243,731,908	2,552,135,477
Foreign Loans	45	2,971,906,233		2,231,227,599	740,678,634
Sukuk /Bond	46	2,317,771,152			2,317,771,152
(-) Loan Repayment-Foreign Loans	44	(1,493,810,000)	(988,912,528)	(987,495,690)	(506,314,310)
DOMESTIC FINANCING		1,192,997,574	(1,532,038,404)	4,468,817,879	(3,275,820,306)
Treasury Bills, Bonds and other Instruments	47	3,614,052,047		4,700,197,870	(1,086,145,823)
Re-imbursement of subsidiary loans		200,253,483		84,135,861	116,117,622
lending's Repayments-Domestic	48			855,820	(855,820)
Public Funds				1,214,828,092	(1,214,828,092)
(-) Provision for Pending Bills		(500,000,000)			(500,000,000)
(-) Contribution to International Financial Institutions		(21,620,684)	(8,939,036)	(8,939,036)	(12,681,648)
(-) Loan Repayment-Domestic Loans	43	(1,394,040,951)	(137,890,493)	(137,051,853)	(1,256,989,098)
(-) Transfer to Sovereign Development Fund		(705,646,321)	(1,385,208,876)	(1,385,208,876)	679,562,555



Government of Maldives
Consolidated Financial Statements

Accounting Policies and Notes to the Financial Statements

1. General information

The Government of Maldives has its seat in its capital Male'.

Principal activities of the government include providing services to the general public, promoting welfare and enforcing law to establish justice. In addition to this, making the country and community a safe place, improving the economy, developing health, education and transport sector and empowering women are also some of the other main activities of the government.

The relevant legislation governing the Government's operations are the laws of Maldives.

2. Accounting policies

The financial statements have been prepared in accordance with the Law on Public Finances. The Public Finance Regulations, determines that the State financial statements shall be prepared in compliance with the International Public Sector Accounting Standard; Financial Reporting under the Cash Basis of Accounting ("Cash-basis IPSAS")

The financial statements should comply in all material respects with the Cash-basis IPSAS as adopted by the Government of Maldives but due to the following deviations it is not prepared in compliance with the requirements in the standard. Therefore, the Financial Statements are prepared on Cash Basis.

- (a) The Statement of Receipt & Payments are to be prepared for the period 1st January 2019 to 31st December 2019. In addition to this, all the transactions processed in the next 30 working days of the following financial year were also entered and recorded as 31st December 2019. Since these transactions could not be separated, they have been included in the statement for the said period.
- (b) Due to the reason in (b), the opening and closing balances has not been included in the Statement of Receipts & Payments.

The notes to the financial statements are an integral part to understanding the statements and shall be read in conjunction with the statements.



Government of Maldives
Consolidated Financial Statements

2.1 Reporting entity

The scope of consolidation of the consolidated financial statements of the Government of Maldives includes the State; the accountable government agencies and its controlled entities (government agencies, also known as state agencies).

Consolidation disclosures of significant controlled entities are provided in note 3.

2.2 Public Funds

The financial statements include the Public Funds in accordance with the Law on Public Finances.

- Consolidated Revenue Fund
- Loans and Capital Works Fund
- Trust Fund
- Advance Fund

2.3 Reporting period

The period covered for the Statement of Receipts & Payments and Statement of Comparison of Budget and Actual is from 1st January 2019 to 31st December 2019. In addition to this period, it also includes all the transactions processed in the next 30 working days of the following financial year.

2.4 Authorization date

State Consolidated Financial Statements for the fiscal year 2019 was authorized for issue on 26 August 2020 by Minister of Finance.

2.5 Basis of preparation

The State Consolidated Cash Receipts and Payments Statement and the Statement of Comparison of Budget and Actual Amounts are prepared in accordance with budgetary basis, which is explained in note 2.10 below.

The information about assets and liabilities, which is reported in the notes to the financial statements, is prepared in accordance with the accrual accounting policies explained in note 2.11.

2.6 Reporting currency

The State Consolidated Financial Statements are presented in Maldivian Rufiyaa (MVR).



Government of Maldives
Consolidated Financial Statements

2.7 Inter-Agency Transactions

Inter-agency transactions have been eliminated from this financial statement.

2.8 External assistance

External assistance is received from bilateral agencies, multilateral agencies, financial institutions and NGOs. In respect of payments that benefit government but are disbursed by donors to third parties, the funds are recorded upon receipt of notification that the disbursement has been made.

External assistance represents the amounts received in the form of loans and grants from donor agencies, under agreements specifying the purposes for which the assistance will be utilized.

2.8.1 Third party payments

Goods and services purchased on government's behalf as a result of cash payments made by third parties during the period by way of loans and grants are included in the financial statements as third-party payments.

2.8.2 Committed undisbursed balance

Undrawn external assistance loans and grants at reporting date are the amounts specified in a binding agreement which relate to funding for projects currently under development, where conditions have been satisfied, and their on-going satisfaction is highly likely, and the project is anticipated to continue to completion, but no withdrawals have been made from such loans or grants yet.

2.8.3 Aid in kind

Aid in-kind, from local and foreign parties, are disclosed in notes to the financial statements at fair value as at the date of acquisition. As these data are not recorded in the Public Accounting System, the information disclosed in the financial statements are based on records provided by the agencies

2.9 Translation of foreign currencies

Payments and receipts denominated in foreign currencies are translated into MVR at the rates of exchange ruling at the transaction date. Cash and cash equivalents at the reporting date (31 December 2019) are translated at the closing rate of the year.

2.10 Budget and comparison of budget and actual amounts

2.10.1 Approval of the budget

The original budget was approved by the People's Majlis on 29 November 2018.



Government of Maldives
Consolidated Financial Statements

2.10.2 Period of the budget

The approved budget is for the year ended December 31, 2019. However, The Statement of Comparison of Budget and Actual Amounts also includes all the transactions processed in the 30 working days' period after the end of the financial year in which payments were made from 2019 budget.

2.10.3 Entities included in the budget

The budget deals only with the state and government agencies. The budget includes all government agencies. It includes the State; the accountable government agencies and its controlled entities. The entities included in the budget are

1. President's Office
2. People's Majlis
3. Judicial Service Commission
4. Department of Judicial Administration
5. Elections Commission
6. Civil Service Commission
7. Human Rights Commission
8. Anti-Corruption Commission
9. Auditor General's Office
10. Prosecutor General's Office
11. Maldives Inland revenue Authority
12. Employment Tribunal
13. Maldives Media Council
14. Maldives Broadcasting Commission
15. Tax Appeal Tribunal
16. Local Government Authority
17. Information Commissioner's Office
18. National Integrity Commission
19. Ministry of Finance
20. Ministry of Defense
21. Ministry of Home Affairs
22. Ministry of Education
23. Maldives Islamic University
24. Maldives National University
25. Ministry of Foreign Affairs
26. Ministry of Health
27. Ministry of Economic Development
28. Ministry of Tourism
29. Ministry of Youth, Sports and Community Empowerment
30. Ministry of National Planning and Infrastructure
31. Ministry of Fisheries, Marine Resources and Agriculture
32. Ministry of Islamic Affairs



Government of Maldives
Consolidated Financial Statements

- 33. Ministry of Environment
- 34. Attorney General's Office
- 35. Ministry Of Gender, Family and Social Services
- 36. Maldives Police Services
- 37. Maldives Customs Services
- 38. National Social Protection Agency
- 39. Dharumavantha Group of Hospitals
- 40. Councils
- 41. Family Protection Authority
- 42. Maldives National Defense Force
- 43. Maldives Correctional Services
- 44. Maldives Immigration
- 45. Ministry of Higher Education
- 46. Ministry of Housing and Urban Development
- 47. Ministry of Transport & Civil Aviation
- 48. Ministry of Communication, Science and Technology
- 49. Ministry of Arts, Culture and Heritage

MOF special budget and Pension Budget expenses are also included in the GoM Budget.

2.10.4 Budgetary basis

The budget basis is a modified cash basis broadly in accordance with Government Finance Statistics (GFS) 2014.

2.10.5 Explanation of differences between approved budget and revised budget

The revised budget differs from the approved budget because of virements from one budget code to another, and due to budget revisions made based on budgetary activities within the year. The approved budget included a contingency provision to be applied to meet the urgent expenditures which were not foreseen at the time the budget was prepared.

2.10.6 Explanation of differences between approved budget and actual amounts

This explanation is provided in note 7.

2.11 Accounting policies related to Assets and Liabilities

Some information about assets and liabilities is reported in the notes to the financial statements in accordance with the Law on Public Finances and the encouragements in the Cash-basis IPSAS.



Government of Maldives
Consolidated Financial Statements

2.11.1 Statement of Assets as at 31st December 2019

This statement includes some, but not all, assets held by the State which comprises of assets that are inventories which is considered as an expenditure in the financial statement.

The statement includes accounts receivable, property, plant and equipment, investments in state-owned enterprises and cash and cash equivalents.

2.11.1.1 Property, plant and equipment

Property, plant and equipment are valued at historical cost less accumulated depreciation. Payments for property, plant and equipment are treated as capital expenditure in the Statement of Receipt and Payments. Transactions of fixed asset recorded outside public accounting systems were not included. For any reason If there were any changes to the condition of the Fixed Assets which were included in the public accounting system, that information will not be changed in the financial statements. The main purposes of recording the fixed asset transactions, in this manner was that it was difficult to record the transaction in the public accounting system at that moment.

2.11.1.2 Investments

Investments in the statements consist mainly of investments in state-owned enterprises. This also includes amount invested from Sovereign Development Funds. Investments are valued at historical cost without impairment. Investments amount include Information from the public accounting system as well as the information provided from outside the public accounting system.

2.11.1.3 Cash and cash equivalents

Cash and cash equivalents comprise of cash on hand, balance of public bank account and other government accounts at Maldives Monetary Authority and balance of government accounts at Bank of Maldives. Amounts used as balances of accounts in Bank of Maldives is based on the information received from the bank and government agencies. Cash on hand amount is based on cash released to agencies via public accounting system's "cash journal" and outside the public accounting system as cash on hand.

2.11.1.4 Accounts receivable

Accounts receivables are valued at historical cost. This includes tax receivables shared by Maldives Inland Revenue Authority, Non-tax receivables shared by government agencies, dividends receivables and subsidiary loans receivables shared by MoF internal departments.



Government of Maldives
Consolidated Financial Statements

All these records are maintained outside the Public Accounting System except dividend receivables.

2.11.2 Statement of Liabilities as at the year end

This statement includes the financial liabilities of the Government, such as; accounts payable, refundable deposits, trust fund payables, the state's borrowings (short and long term) and accrued pension liabilities. Accounts payable, refundable deposits and trust fund payables are reported from Public Accounting System. All other records are maintained outside the Public Accounting System.

2.11.2.1 Accounts payable

In accordance with Section 8 of the Law on Public Finances, agencies were permitted 30 working days after 31st December 2019 to submit invoices to be processed against 2019 appropriations where goods and services were received on or before 31st December 2019. These invoices are reported as accounts payable. Accounts payable are valued at historical cost.

2.11.2.2 Borrowings

Government debts include domestic & foreign borrowings.

2.11.3 Contingent Liabilities

Generally, all guarantees that has been issued to individuals and state-owned enterprises are considered as contingent liabilities. These guarantees information shared by Mof internal departments. All other contingent liabilities are based on the information available from government agencies, any cases submitted for which the government has to be responsible for are mentioned. Based on the information available from government agencies, if any guarantees against which a default has triggered are disclosed as a note in these financial statements.



Government of Maldives
Consolidated Financial Statements

3. Significant Government controlled entities

Below are the significant government-controlled agencies.

1. President's Office
2. People's Majlis
3. Judicial Service Commission
4. Department of Judicial Administration
5. Elections Commission
6. Civil Service Commission
7. Human Rights Commission
8. Anti-Corruption Commission
9. Auditor General's Office
10. Prosecutor General's Office
11. Maldives Inland revenue Authority
12. Employment Tribunal
13. Maldives Media Council
14. Maldives Broadcasting Commission
15. Tax Appeal Tribunal
16. Local Government Authority
17. Information Commissioner's Office
18. National Integrity Commission
19. Ministry of Finance
20. Ministry of Defense
21. Ministry of Home Affairs
22. Ministry of Education
23. Maldives Islamic University
24. Maldives National University
25. Ministry of Foreign Affairs
26. Ministry of Health
27. Ministry of Economic Development



Government of Maldives
Consolidated Financial Statements

28. Ministry of Tourism
29. Ministry of Youth, Sports and Community Empowerment
30. Ministry of National Planning and Infrastructure
31. Ministry of Fisheries, Marine Resources and Agriculture
32. Ministry of Islamic Affairs
33. Ministry of Environment
34. Attorney General's Office
35. Ministry Of Gender, Family and Social Services
36. Maldives Police Services
37. Maldives Customs Services
38. National Social Protection Agency
39. Dharumavantha Group of Hospitals
40. Councils
41. Family Protection Authority
42. Maldives National Defense Force
43. Maldives Correctional Services
44. Maldives Immigration
45. Ministry of Higher Education
46. Ministry of Housing and Urban Development
47. Ministry of Transport & Civil Aviation
48. Ministry of Communication, Science and Technology
49. Ministry of Arts, Culture and Heritage
50. Maldives International Arbitration Center



4. Committed Undisbursed Balance

Details	31 December 2019 (MVR)	31 December 2018 (MVR)
Islamic Development Bank	153,662,425.40	283,247,018
Asian Development Bank	76,900,000.00	389,464
Regional Development Bank	5,148,521,671.80	5,660,822,252



Government of Maldives
Consolidated Financial Statements

Commercial Financial Institutions	14,291,300,839.90	2,959,832,406
Foreign Governments	48,201,859.70	560,991,489
Committed Undisbursed Balance	19,718,586,796.80	9,465,282,628

5. Breach of Agreement

The details of the cancelled loans for the financial year are given below.

Details	31 December 2019 (MVR)	31 December 2018 (MVR)
Islamic Development Bank	55,144,303.10	
Regional Development Bank	1,073,111.00	
Asian Development Bank	389,463.50	16,590,499.10
Committed Undisbursed Balance	56,606,877.60	16,590,499.10

6. Reconciliation

This note presents a reconciliation of actual amounts on a comparable basis to the budget and actual amounts in the financial statements.

There is no entity difference. Hence, Budget and Statement of Receipts and Payments are prepared on cash basis for the general government sector. The total payment of Statement of Receipt and Payment include payments such as refundable deposits, capital held in multilateral institutions and repayment of loans. However, the Statement of Comparison of Budget and Actual is prepared excluding these payments. Therefore, there is a basis difference.

A reconciliation between the actual amounts in the comparison of budget and actual amounts and the amounts of receipts and payments reported in the consolidated cash receipts and payments statement for the year ended 31st December 2019 is presented below.

Details	Total Expenditures MVR
Total expenditure in the Statement of Comparison of Budget and Actual.	30,077,771,974
Basis differences	3,335,171,785
Total payments in the Statement of Receipts and Payments	33,412,943,759



Government of Maldives
Consolidated Financial Statements

7. Explanation of variances between approved budget and actual amounts

Explanation of material differences between actual amounts and the approved budget is given below.

The total Revenue and Grants approved for 2019 was 24.06 billion rufiyaa, however the actual amount received was 23.23 billion rufiyaa. This is a decrease of 38 million rufiyaa than estimated. The Approved Budget for 2019 was MVR 31.95 billion. However, the actual expenditure spent for the year was 30.88 billion rufiyaa, which is a reduction of 1.88 billion rufiyaa compared to the approved figure.

The approved Overall Deficit for 2019 was (4.99) billion rufiyaa. However, the actual Overall Deficit for the year was decreased to (4.88) billion rufiyaa. Which is a decrease of 139 million rufiyaa.

8. Sovereign Development Fund

As the country undergoes an infrastructure scale up financed primarily via debt, it is important to ensure that the burden of servicing this debt does not pose an undue burden on future generations. To ensure this intergenerational equity, it is important for current generations to generate savings to service the debt in the future. It is for this purpose that in August 2016 the government has decided to establish the Sovereign Development Fund (SDF), to serve as a fiscal reserve to service debt in the future. The SDF has been established on 2017 and deposits are now being made into the Fund. The custodian of the fund is Maldives Monetary Authority. The SDF will ensure intergenerational equity in debt servicing and boost the confidence of investors.

9. Dividends

The amount recorded in the public accounting system as government shares (dividend receivables) is determined by the (Privatization and Corporatization Board Ge Secretariat) PCBS. SOE related are set by PCBS However, the amount reported in the dividend receipt is the amount received from the State-owned Enterprises.



Government of Maldives
Consolidated Financial Statements

10. The corrections of errors of the 2018 financial statements

#	GL	Business Area	Assignment	Posting Date	Amendment Date	Amount	Type	Document Number	Detail
1	129007	1009	REVCLR.2019.263	31.12.2018	09.03.2020	833,844.93	JV	100233214	Change GL code
2	129998	1009	REVCLR.2019.263	31.12.2018	09.03.2020	833,844.93	JV	100233214	Change GL code
3	129007	1240	220-CLS/13/2020/54	31.12.2018	09.03.2020	833,844.93	JV	100233215	Change GL code
4	129007	1009	220-CLS/13/2020/54	31.12.2018	09.03.2020	833,844.93	JV	100233215	Change GL code




Government of Maldives

Consolidated Financial Statements

Notes to Financial Statement- GL

Description	Note	2019			2018		
		Government	Third Party	Total	Government	Third Party	Total
Tax Revenues	12	16,520,759,645		16,520,759,645	15,755,457,555		15,755,457,555
Import Duties		3,410,804,496		3,410,804,496	3,141,989,326		3,141,989,326
Business and Property Tax		3,543,080,418		3,543,080,418	3,314,440,617		3,314,440,617
Goods and Services Tax		7,741,103,260		7,741,103,260	7,617,822,883		7,617,822,883
Royalties		90,232,767		90,232,767	76,455,187		76,455,187
Other Taxes and Duties		1,735,538,704		1,735,538,704	1,604,749,542		1,604,749,542
Non-Tax Revenues	13	5,519,715,244		5,519,715,244	5,584,260,959		5,584,260,959
Fees and Charges		1,697,742,616		1,697,742,616	1,448,167,096		1,448,167,096
Registration and License Fees		408,188,192		408,188,192	410,656,140		410,656,140
Proceeds from Sales		55,976,528		55,976,528	52,773,143		52,773,143
Property Income		1,862,349,131		1,862,349,131	2,029,765,488		2,029,765,488
Fines and Penalties		232,545,996		232,545,996	277,386,534		277,386,534
Interest, Profit and Dividends		933,063,237		933,063,237	1,051,368,789		1,051,368,789
Miscellaneous Non-Tax Revenues		329,849,543		329,849,543	314,143,769		314,143,769
Capital Receipts	14	19,553,623		19,553,623	43,889,790		43,889,790
Proceeds from Sale of Assets		19,553,623		19,553,623	43,889,790		43,889,790
Other Revenues	15	24,531,106		24,531,106	3,194,163		3,194,163
Gains		24,531,106		24,531,106	3,194,163		3,194,163
External Assistance -Cash Grants	16	1,154,820,240		1,154,820,240	819,366,071		819,366,071
Cash Grants		484,978,923		484,978,923	519,901,925		519,901,925
Capital Project Grants		668,487,163		668,487,163	299,464,146		299,464,146
Other Grants		1,354,154		1,354,154			
External Assistance - Borrowings	17	385,550,633	1,845,676,966	2,231,227,599	1,880,228,380	3,532,699,803	5,412,928,184
LT Borrowings - Foreign		385,550,633	1,845,676,966	2,231,227,599	1,880,228,380	3,532,699,803	5,412,928,184
Domestic Borrowing	18	4,700,197,870		4,700,197,870	2,064,298,807		2,064,298,807
ST Borrowings - Domestic		4,120,197,870		4,120,197,870	2,064,298,807		2,064,298,807
LT Borrowings - Other Domestic		580,000,000		580,000,000			
Other Inflows		3,556,794,172		3,556,794,172	1,745,065,769		1,745,065,769
Lending Repayments - Domestic	19	855,820		855,820	211,641		211,641
Refundable Deposits	20	3,553,860,471		3,553,860,471	1,739,796,501		1,739,796,501
Special Services	20	3,789,521		3,789,521	5,480,908		5,480,908
Salaries and Wages	21	9,299,639,920		9,299,639,920	8,807,386,518	4,000	8,807,390,518
Salaries and Wages		4,283,062,148		4,283,062,148	4,025,678,920	4,000	4,025,682,920
Allowances to Employees		3,496,631,051		3,496,631,051	3,295,439,387		3,295,439,387
Pensions, Ret. Benefit & Grat.		1,519,946,721		1,519,946,721	1,486,268,211		1,486,268,211
Admin. & Operative Expenses	22	4,394,643,707		4,394,643,707	3,866,348,707		3,866,348,707
Travelling Expenses		226,151,142		226,151,142	171,774,016		171,774,016
Administrative Supplies		616,427,284		616,427,284	611,271,397		611,271,397
Administrative Services		1,668,708,738		1,668,708,738	1,643,989,956		1,643,989,956
Operational Consumables		971,184,075		971,184,075	702,442,424		702,442,424
Training Expenses		561,589,874		561,589,874	522,415,729		522,415,729
Repairs and Maintenance		350,582,594		350,582,594	214,455,185		214,455,185
Interest Payments	23	1,540,739,349		1,540,739,349	1,440,256,927		1,440,256,927
Social Assistance	24	3,573,475,841		3,573,475,841	3,360,836,048		3,360,836,048
Other Expenditure	25	1,483,051,565		1,483,051,565	110,463,278		110,463,278
Losses		1,483,051,565		1,483,051,565	110,463,278		110,463,278
Fixed Assets	26	376,698,911		376,698,911	433,700,466		433,700,466
Land & Buildings					907,537		907,537
Infrastructure Assets		298,505		298,505			
Furniture, Machinery & Equip.		344,968,724		344,968,724	421,181,688		421,181,688
Vehicles		31,431,682		31,431,682	11,611,241		11,611,241
Work In Progress	27	2,429,591,588	1,845,676,966	4,275,268,555	3,198,537,691	3,532,695,803	6,731,233,495
Constr., Renov. & Improvement		1,565,687		1,565,687	20,479		20,479
Proj Land & Bld.Contracts		1,018,540,972	197,705,726	1,216,246,698	1,394,832,683	83,379,835	1,478,212,518
Proj Infra Const.Contracts		1,343,826,921	1,647,971,240	2,991,798,162	1,792,068,529	3,449,315,968	5,241,384,497
Proj Minor Recu.Acquisit.		62,092,076		62,092,076	10,695,377		10,695,377
Proj Vehicle Acquisition		3,565,932		3,565,932	920,624		920,624
Other Capital Expenditure	28	1,593,603,151		1,593,603,151	808,760,639		808,760,639
Cap. Outlays-PAS Transition		12,092,702		12,092,702	60,258,375		60,258,375



Government of Maldives

Consolidated Financial Statements

Investment in Plc Enterprises		1,572,571,413	1,572,571,413	507,985,469	507,985,469
Other Investments		8,939,036	8,939,036	240,516,794	240,516,794
Repayment of Foreign Loans	29	987,495,690	987,495,690	1,106,247,627	1,106,247,627
LT Borrowings - Foreign		987,495,690	987,495,690	1,106,247,627	1,106,247,627
Repayment of Domestic Debt	30	137,051,853	137,051,853	525,974,349	525,974,349
LT Borrowings - Domestic		137,051,853	137,051,853	525,974,349	525,974,349
Other Outflows		4,735,247,730	4,735,247,730	2,294,174,134	2,294,174,134
lending's - Domestic		1,325,165,957	1,325,165,957	781,421,256	781,421,256
Refundable Deposits	31	3,394,536,713	3,394,536,713	1,495,036,631	1,495,036,631
Special Services	32	15,545,060	15,545,060	17,716,247	17,716,247
GRANTS TO LOCAL COUNCIL	33	1,016,027,487	1,016,027,487	575,061,084	575,061,084

Notes to Statement of Comparisons of Budget & Actuals

Description	Note	Approved Budget 2019	Revised 2019	Actuals 2019	Variance [Approved vs Actuals]
Revenue - Government Departments	34	22,051,412,989		21,006,647,546	1,044,765,443
Tax Revenues		16,506,478,343		15,679,907,375	826,570,968
Non-Tax Revenues		5,513,096,359		5,281,469,878	231,626,481
Capital Receipts		31,838,287		20,530,088	11,308,199
Other Revenues				24,740,206	(24,740,206)
Revenue - Trust Funds	35	124,335,044		1,086,316,760	(961,981,716)
Tax Revenues				850,615,154	(850,615,154)
Non-Tax Revenues		124,235,044		235,496,836	(111,261,792)
Capital Receipts				44,735	(44,735)
Grants & Donations		100,000		160,036	(60,036)
Foreign Grants & Donations (in Cash)	36	1,274,126,174		822,442,072	451,684,102
Grants & Donations		1,263,011,174		809,033,212	453,977,962
Other Revenues		11,115,000		13,408,860	(2,293,860)
Foreign Project Grants	37	806,983,294		400,465,091	406,518,203
Grants & Donations		806,683,294		345,626,992	461,056,302
Other Revenues		300,000		54,838,099	(54,538,099)
Budget Total - Government Departments	38	27,913,056,646	20,383,141,797	27,365,662,274	547,394,372
Recurrent Expenditure		18,869,021,375	13,364,042,755	21,038,598,243	(2,169,576,868)
Salaries, Wages & Pension		9,518,998,149	1,558,428,799	9,765,515,770	(246,517,620)
Admin. & Operative Expenses		4,255,065,029	5,067,352,484	4,583,505,954	(328,440,924)
Interest Payments		2,001,537,484	1,549,845,255	1,540,813,124	460,724,360
Social Assistance		3,043,070,712	3,685,591,328	3,658,586,036	(615,515,324)
Other Expenditure		50,350,000	1,502,824,890	1,490,177,360	(1,439,827,360)
Capital Expenditure		5,408,562,230	4,558,058,100	3,868,411,496	1,540,150,734
Fixed Assets		4,272,945,402	529,805,249	387,382,104	3,885,563,298
Work In Progress		20,479	2,455,908,315	1,909,171,145	(1,909,150,666)
Other Capital Expenditure		1,135,596,349	1,572,344,536	1,571,858,246	(436,261,897)
Loan Repayment and Transfers		2,999,471,635	2,460,908,013	2,458,652,536	540,819,099
Loan Repayment- Domestic		1,394,040,951	137,890,493	137,051,853	1,256,989,098
Loan Repayment - Foreign Loans		1,493,810,000	988,912,528	987,495,690	506,314,310
Contribution to International Financial Institutions		21,620,684	8,939,036	8,939,036	12,681,648
Other Outflows		90,000,000	1,325,165,957	1,325,165,957	(1,235,165,957)
Budget Provisions & Reservations		636,001,406	132,928		636,001,406
Expenditure from Trust funds	39	125,657,439	495,645,535	495,645,535	(369,988,096)
Recurrent Expenditure		106,564,600	138,834,316	138,834,316	(32,269,716)
Salaries, Wages & Pension		7,051,100	24,672,937	24,672,937	(17,621,837)
Admin. & Operative Expenses		21,533,500	38,658,018	38,658,018	(17,124,518)
Social Assistance		77,980,000	75,410,722	75,410,722	2,569,278
Other Expenditure			92,640	92,640	(92,640)
Capital Expenditure		19,092,839	356,811,218	356,811,218	(337,718,379)
Fixed Assets		19,092,839	2,655,373	2,655,373	16,437,466
Work In Progress			350,593,954	350,593,954	(350,593,954)
Other Capital Expenditure			3,561,891	3,561,891	(3,561,891)
Expenditure from Grants & Donations (in Cash)	40	44,817,000	35,810,832	35,810,832	9,006,168
Recurrent Expenditure		19,517,000	34,933,684	34,933,684	(15,416,684)



Government of Maldives

Consolidated Financial Statements

Salaries, Wages & Pension			7,758,383	7,758,383	(7,758,383)
Admin. & Operative Expenses		19,517,000	27,206,770	27,206,770	(7,689,770)
Social Assistance			(31,468)	(31,468)	31,468
Capital Expenditure		25,300,000	877,148	877,148	24,422,852
Fixed Assets		25,300,000	877,148	877,148	24,422,852
Grants to Capital Projects - Foreign Sources	41	806,983,294	233,573,260	233,573,260	573,410,034
Recurrent Expenditure		83,074,823	115,762,720	115,762,720	(32,687,897)
Salaries, Wages & Pension		5,952,942	32,699,781	32,699,781	(26,746,839)
Admin. & Operative Expenses		77,121,881	82,997,171	82,997,171	(5,875,290)
Social Assistance			65,768	65,768	(65,768)
Capital Expenditure		723,908,471	117,810,539	117,810,539	606,097,932
Fixed Assets		716,439,005	4,150,671	4,150,671	712,288,334
Work In Progress		7,469,466	103,457,971	103,457,971	(95,988,505)
Other Capital Expenditure			10,201,897	10,201,897	(10,201,897)
Loans to Capital Projects - Foreign Sources	42	3,064,426,233	1,920,802,001	1,920,802,001	1,143,624,232
Recurrent Expenditure		39,190,850	6,436,039	6,436,039	32,754,811
Salaries, Wages & Pension			4,345,833	4,345,833	(4,345,833)
Admin. & Operative Expenses		39,190,850	2,090,206	2,090,206	37,100,644
Capital Expenditure		3,025,235,383	1,914,365,962	1,914,365,962	1,110,869,421
Fixed Assets		3,018,235,383			3,018,235,383
Work In Progress			1,914,365,962	1,914,365,962	(1,914,365,962)
Other Capital Expenditure		7,000,000			7,000,000
Loan Repayment- Domestic Loans	43	(1,394,040,951)	(137,890,493)	(137,051,853)	(1,256,989,098)
ST Loan Repayment- Domestic		(677,570,000)			(677,570,000)
LT Loan Repayment- Domestic		(716,470,951)	(137,890,493)	(137,051,853)	(579,419,098)
Loan Repayment - Foreign Loans	44	(1,493,810,000)	(988,912,528)	(987,495,690)	(506,314,310)
LT Loan Repayment - Foreign		(1,493,810,000)	(988,912,528)	(987,495,690)	(506,314,310)
Foreign Loans - Capital Projects	45	2,971,906,233		2,231,227,599	740,678,634
LT Borrowings - Foreign		2,971,906,233		2,231,227,599	740,678,634
Sukuk / Bond	46	2,317,771,152			2,317,771,152
LT Borrowings - Foreign		2,317,771,152			2,317,771,152
Treasury Bills, Bonds and other Instruments	47	3,614,052,047		4,700,197,870	(1,086,145,823)
ST Borrowings - Domestic		3,614,052,047		4,120,197,870	(506,145,823)
LT Borrowings - Other Domestic				580,000,000	(580,000,000)
lending's Repayments - Domestic	48			855,820	(855,820)
lending's Repayments - Domestic				855,820	(855,820)

49. Expenditure of PSIP Projects (Domestic PSIP)

Business Area	Project Code	Project Name	Approved Budget 2019	Actuals 2019
President's Office	P-SPT040-001	Hulhumale Cricket Ground		104,671
	Total			104,670.96
Maldives Customs Services	P-MCS001-005	Const.of Customs North Region head office	3,675,935	8,319,956
Maldives Customs Services	P-MCS001-008	Const. Customs Office Building-HA.Uligan	1,019,042	493,587
	Total		4,694,977.00	8,813,542.56
Maldives Ntnl Defence Force	P-MNDF02-004	Armory Building- Kalhuthukalaa Koshi		23,320
Maldives Ntnl Defence Force	P-MNDF03-013	Lh.Mafilaafushi Composite TrainingCentre		2,886,015
Maldives Ntnl Defence Force	P-MOD002-001	Upgrd of L-shaped building-Bandaarakoshi		
Maldives Ntnl Defence Force	P-MOD005-001	9 storey Building- Bandaarakoshi	7,336,853	7,665,452
Maldives Ntnl Defence Force	P-MOD007-001	3 storey fire building - MNDF	1,138,543	643,266
Maldives Ntnl Defence Force	P-MOD008-001	Officer's Mess (S.Gan)		(2)
Maldives Ntnl Defence Force	P-MOD010-001	2 storey fire building - S.Hulhumeedhoo	454,105	
Maldives Ntnl Defence Force	P-MOD018-002	Shore Protection - K.Aarah		257,666



Government of Maldives

Consolidated Financial Statements

Maldives Ntnl Defence Force	P-NSC001-001	Radar System Project	5,017,337	4,176,064
Maldives Ntnl Defence Force	P-NSC002-001	Kalhuthukkala Koshi Auditorium		3,976,932
	Total		13,946,838.00	19,628,713.11
Min. of Home Affairs	P-MHA018-001	Const of Local Market Hdh. Kulhudhuffushi	99,287	99,287
Min. of Home Affairs	P-MHA019-001	Dh. Atl Cncil Off. New Bldn- Dh. Kudahuvadhu	324,401	314,661
Min. of Home Affairs	P-PEN001-001	Establishment of high security wing		8,399,994
Min. of Home Affairs	P-RHB003-001	De-radicalize & rehabilitation centre		28,056,331
	Total		423,688.00	36,870,273.04
Maldives Correctional Service	P-DPRS01-007	Estab. of a perimeter security wall- Mafus	8,000,000	4,476,131
Maldives Correctional Service	P-DPRS01-010	Const. of Armoury - K. Maafushi	51,400	51,437
Maldives Correctional Service	P-DPRS02-004	Upgrading of Male' Jail	4,500,000	1,975,143
Maldives Correctional Service	P-DPRS02-006	Upgrading of K. Maafushi Jail	6,200,000	6,007,689
Maldives Correctional Service	P-DPRS28-001	Emrgncy Medicl Post & Crisis Care- Mafushi Jail	7,500,000	7,891,452
Maldives Correctional Service	P-MHA010-002	Const of Neykurendhoo Jail- 300 Inmates	3,000,000	
	Total		29,251,400.00	20,401,851.98
Maldives Police Service	P-HBR001-001	Const. of Breakwater - K. Dhoonidhoo	10,000,000	7,721,583
Maldives Police Service	P-HOU010-001	Blue Housing Scheme- Phase 2	55,000,000	
Maldives Police Service	P-MPS001-012	Const of Hulhumale' Police Station	1,252,281	10,250,256
Maldives Police Service	P-MPS002-007	Construction of Police Academy	5,000,000	10,357,932
Maldives Police Service	P-MPS005-400	Const. of a 10storey building- H. Fourwind	21,567,914	5,996,263
Maldives Police Service	P-MPS010-003	Investigation Sector Development Project		2,638,451
Maldives Police Service	P-MPS016-001	Police Station Building- H.A. Hoarafushi	2,460,790	2,038,962
Maldives Police Service	P-MPS021-001	Fusion Center - Male'	3,396,000	
Maldives Police Service	P-POL001-001	Dhoonidhoo Temp. Kitchen Building		1,556,939
Maldives Police Service	P-POL002-001	Development of Dog Kennel		2,094,120
	Total		98,676,985.00	42,654,506.42
Min. of Education	P-MOE076-001	Digital School Initiative Project		1,581,254
	Total			1,581,254.24
Atoll School Construction	P-MOE001-004	Const of 12 Class Rooms- H.A. Baarah School	13,690,026	5,472,203
Atoll School Construction	P-MOE001-006	Const- Class Rooms- Sh. Funadhoo School		4,114
Atoll School Construction	P-MOE001-023	Const of Prim & Sec School- R. Dhuvaaafaru	84,555	137,128
Atoll School Construction	P-MOE001-054	Sh. Milandhu School 4 Storey Building & Hall	995,312	1,003,512
Atoll School Construction	P-MOE001-066	Const of 6 Classroom in B. Thulhaadhoo Sc		7,815
Atoll School Construction	P-MOE001-071	Const of 3 Classroom in Th. Kandoodhu Sc	543,932	554,941
Atoll School Construction	P-MOE001-072	Const of Th. AEC Hall - Th. Thimarafushi		88,729
Atoll School Construction	P-MOE001-099	Const of 12 Classroom in GA. AEC	3,063,759	4,950,181
Atoll School Construction	P-MOE001-116	Const 5 Classroom & Hall M. Dhiggaru School		221,983
Atoll School Construction	P-MOE001-122	Cons. of 5 classroom Dh. Maamboodu- 2storey		17,268
Atoll School Construction	P-MOE001-133	Const. of 04 classroom - Ga. Nilandhoo	56,190	6,216



Government of Maldives

Consolidated Financial Statements

Atoll School Construction	P-MOE001-136	GDh.Hoadehdhoo School 5Cls, Supv Room	339,513	266,392
Atoll School Construction	P-MOE001-140	Const.of 08 classrms in Nooraanee School		465,475
Atoll School Construction	P-MOE001-141	S.Feydhoo school 4st. Buildg-12Cls,Hall	2,222,741	2,477,392
Atoll School Construction	P-MOE001-144	HDh.Hanimaadhoo 24 Classroom & Hall	1,887,648	409,730
Atoll School Construction	P-MOE001-145	Ha.Ihavandhu School 12Classroom-3Storey	639,724	2,611,010
Atoll School Construction	P-MOE001-158	Const.of smart schul&4clsroom-N.Kudafari		1,437,100
Atoll School Construction	P-MOE001-161	FAEC 8 Classroom, 2 Lab, Multipurp. Hall	6,284,749	5,575,288
Atoll School Construction	P-MOE001-162	Ha.Thuraakunu School AV Room & Sci. Room	36,568	240,041
Atoll School Construction	P-MOE001-163	Ha.Vashafaru School AV Room & Sci. Room	457,212	830,111
Atoll School Construction	P-MOE001-164	Sh.Narudhoo School 2 Classrooms	49,601	2,057
Atoll School Construction	P-MOE001-165	Const. of Classrooms Th.Madifushi School	970,840	98,402
Atoll School Construction	P-MOE005-300	Maldives Education Sector Dev Project-LC		1,240,024
Atoll School Construction	P-MOE025-001	Multi Purpose Hall Addu High School	4,500,000	2,208,375
Atoll School Construction	P-MOE026-001	MultiPurp.Hall,4 Cls Room S.Hithadhu Schl		323,042
Atoll School Construction	P-MOE027-001	S.Atoll School 4Cls-3st. Building	1,070,580	2,571,202
Atoll School Construction	P-MOE030-001	Convert S.Hithadhu Meyna Schl into Camp.	424,865	8,730
Atoll School Construction	P-MOE033-001	Cons of bound wall,Staff Room HDh.Finey	33,390	2,888
Atoll School Construction	P-MOE034-001	Cons of 4 Class HA.Uthimu MTA (2storey)	92,474	4,452
Atoll School Construction	P-MOE036-001	Cons of 3class,Lab HDh.Nellaidhu-2storey		88,908
Atoll School Construction	P-MOE037-001	Cons of 10 Class HDh.Makunudhoo(2storey)	484,739	627,333
Atoll School Construction	P-MOE038-002	Sh.Lhaimagu School 2 Classroom & Toilet	58,922	860,148
Atoll School Construction	P-MOE040-001	R.A.E.C Multipurpose Hall - R.Meedhoo	171,140	115,192
Atoll School Construction	P-MOE043-001	L.Maavashu Schl 5 Clasrm&Mltipurpose Hall	1,943,677	1,461,716
Atoll School Construction	P-MOE044-001	Gn.Fuvahmulaku MJM Multipurpose Hall	3,000,000	15,825
Atoll School Construction	P-MOE047-001	F.Magoodhoo School 6 Classroom-2storey	249,293	249,553
Atoll School Construction	P-MOE048-001	Lh.Naifar Madh.Ifthi 10 Clas,Staf&AVroom	2,109,332	2,636,935
Atoll School Construction	P-MOE049-001	Ha.Muraithoo School 2 Classroom& Sci.Lab	99,125	
Atoll School Construction	P-MOE051-001	Ha.Kela Madh.Sh.Ibr Mltiprps Hal&Clsroom	8,075,000	971,985
Atoll School Construction	P-MOE053-001	N.Kendhikulhudhoo School 2Classroom&Hall	248,550	575,525
Atoll School Construction	P-MOE055-001	F.Atoll School 6Classroom 2Storey Bldn	99,980	99,980
Atoll School Construction	P-MOE056-001	Gdh.Thinadhu AbuBkr Schl 6Clas&3StryBldn	97,384	24,054
Atoll School Construction	P-MOE057-001	Dh.A.E.C 9 Classroom - Dh.Kudahuvadhoo	4,640,000	3,492,898
Atoll School Construction	P-MOE059-001	L.Dhanbidu Schl 5Class&Staffroom-2storey		114,309
Atoll School Construction	P-MOE061-001	Cons.of 8 classroom Ph 2-G.Dh Atoll Schl	340,668	340,668
Atoll School Construction	P-MOE075-001	Developing Play Areas in Pre-Schools	1,656,788	35,849
Atoll School Construction	P-SCH001-001	Const. of 2 Classroom - HDh.Nellaidhuo	900,000	556,044
Atoll School Construction	P-SCH002-001	Const. of 12 Classroom - HDh.Vaikaradhoo	5,850,000	1,881,958



Government of Maldives

Consolidated Financial Statements


Atoll School Construction	P-SCH003-001	Construction of New School - K.Kaashidhoo	20,000,000	9,972,655
Atoll School Construction	P-SCH004-001	Const. of 12 Classroom - ADh.Mahibadhoo	7,800,000	1,662,747
Atoll School Construction	P-SCH005-001	Const. of 10 Classroom - GA.Gemanafushi	3,000,000	1,485,286
Atoll School Construction	P-SCH006-001	School Upgrading - GDh.Faresmaathodaa	4,000,000	
Atoll School Construction	P-SCH007-001	Const. of 5 Classrooms - S.Hulhudhoo	1,500,000	
Atoll School Construction	P-SCH008-001	Const. of 6 Classroom -S.Maradhoofeydhoo	2,466,000	
Atoll School Construction	P-SCH009-001	Const. of 5 Classroom - HDh. Nohivaram	2,500,000	1,077,260
Atoll School Construction	P-SCH010-001	5 Classroom & Staff Room - HDh. Kurinbi	2,000,000	894,509
Atoll School Construction	P-SCH011-001	Cont.of Multi Purpose Hall in N.atoll Sc	1,000,000	1,684,918
Atoll School Construction	P-SCH012-001	Multi Purpose Hall - R. Hulhudhuffaar	1,000,000	1,792,483
Atoll School Construction	P-SCH013-001	Multi Purpose Hall - R. Alifushi	1,000,000	1,572,687
Atoll School Construction	P-SCH014-001	Multi Purpose Hall - R. Ungooaar	1,000,000	1,294,017
Atoll School Construction	P-SCH015-001	Multi Purpose Hall - R. Maduvvari	3,000,000	1,133,332
Atoll School Construction	P-SCH016-001	Multi Purpose Hall - Lh. Kurendhoo	2,500,000	1,566,136
Atoll School Construction	P-SCH017-001	Const. of 6 classroom (2 story) -K.Huraa	1,500,000	728,246
Atoll School Construction	P-SCH018-001	MP Hall & 12 classroom - AA.Thoddoo	1,500,000	3,504,132
Atoll School Construction	P-SCH019-001	Multi Purpose Hall - V. Felidhoo	2,000,000	1,507,843
Atoll School Construction	P-SCH020-001	Multi Purpose Hall - V. Keyodhoo	2,500,000	1,558,824
Atoll School Construction	P-SCH021-001	Multi-Purpose Hall& 5 Cl room-Kolhufushi	1,500,000	
Atoll School Construction	P-SCH022-001	Multi Purpose Hall - Dh. Maaenboodhoo	1,500,000	1,730,098
Atoll School Construction	P-SCH023-001	Multi Purpose Hall - Th. Veymandoo	500,000	1,412,925
Atoll School Construction	P-SCH024-001	Multi Purpose Hall - Th.Guraidhoo	1,000,000	1,443,773
Atoll School Construction	P-SCH025-001	Multi Purpose Hall - L. Isdhoo School	1,000,000	2,226
Atoll School Construction	P-SCH026-001	Const. of 6 classroom - GDh. Fiyoaree	2,000,000	885,924
Atoll School Construction	P-SCH027-001	S.Maradhoo School New Building - 12 room	5,566,000	
Atoll School Construction	P-SCH030-001	GDH.Gaddhoo School MP Hall&office bildng	8,250,000	1,304,909
Atoll School Construction	P-SCH030-002	Upgrade GDh.Gaddhoo School & Laboratory	1,500,000	
Atoll School Construction	P-SCH031-001	Afeefudheen School Boundary Wall	500,000	5,600
Atoll School Construction	P-SCH032-001	Const.12 Classroom in AEC, Kulhudufushi	3,000,000	1,775,209
Atoll School Construction	P-SCH033-001	HA. Ihavandhoo School Multipurpose		1,575,423
Total			154,050,277.00	89,055,835.97
Male' School Construction	P-MOE001-111	8 Storey Classroom Block Aminiya School	3,167,711	5,356,198
Male' School Construction	P-MOE063-001	Const. of new Building-Dharmavantha Schl	25,671,695	34,291
Male' School Construction	P-MOE064-001	Additional 2 storeys -Iskandar Schl bldn	154,392	145,653
Male' School Construction	P-SCH028-001	Const. of a New School in Hulhumale'	30,000,000	
Male' School Construction	P-SCH029-001	CHSE 8 Storey Classroom Block	33,330,000	5,014,557
Total			92,323,798.00	10,550,699.25
Ministry of Higher Education	P-MHE001-100	Enhancing Employment HC & ED		879,335



Government of Maldives

Consolidated Financial Statements

Total				879,334.92
MNU	P-CHE001-006	Establishment of Medical School	1,500,000	
MNU	P-MNU003-001	3storey classroom block- HDh.Kulhudufushi	1,032,966	578,542
MNU	P-MNU004-001	Students comon room&Offic build_S.Hithad	463,979	115,994
MNU	P-MNU007-001	Const.auditorium in HDh.Kulhuduf. campus	903,056	
MNU	P-UNI001-001	Est. of Junior College-N.Kendhikolhudhoo	6,000,000	
MNU	P-UNI002-001	Est. of Junior College - AA. Rasdhoo	1,500,000	
MNU	P-UNI003-001	Est. of Junior College - AA. Ukulhas	1,500,000	
MNU	P-UNI004-001	Est. of Junior College - Th.Thimarafushi	1,500,000	
Total			14,400,001.00	694,536.14
Ministry of Health	P-HLT001-001	Construction of Hospital - N.Velidhoo	10,678,260	96,000
Ministry of Health	P-HLT002-001	Upgrading of Hospital - R.Ungoofaaruu	5,000,000	1,005,001
Ministry of Health	P-HLT003-001	Upgr HC to Hospital -Lh.Hinnavaruu	7,000,000	135,000
Ministry of Health	P-HLT004-001	Upgr. Health Centre. & Lab - K.Dhiffushi	5,000,000	808,025
Ministry of Health	P-HLT005-001	Upgr.HC to Hospital-ADh.Maamigilli	5,000,000	631,611
Ministry of Health	P-HLT006-001	Dh.Kudahuvadhoo Hospital New Building	4,000,000	230,000
Ministry of Health	P-HLT007-001	Upgr. of Health Centre - Th.Kandoodhoo	1,000,000	
Ministry of Health	P-HLT008-001	Upgr.HealthCent to Hospital- GDh.Gaddhoo	14,678,260	
Ministry of Health	P-HLT009-001	Tertiary Hospital -GDh.Thinadhoo	29,346,295	196,092
Ministry of Health	P-HLT010-001	Upgr. Health Centre & Lab -GDh.Madaveli	2,250,000	2,006,515
Ministry of Health	P-HLT011-001	Const. of Lab in HC-GDh.Nadalla	750,000	1,098,397
Ministry of Health	P-HLT012-001	Upgrading Hospital - Fuvahmulah City	2,000,000	4,309,375
Ministry of Health	P-HLT013-001	Upgrading Health Centre - S.Hulhudhoo	2,500,000	1,013,738
Ministry of Health	P-HLT014-001	Upgr. Health Centre - HDh.Nolhivaranfaru	2,000,000	1,783,029
Ministry of Health	P-HLT015-001	Upgrade Aimina Dhiyo HC to hospital	2,000,000	
Ministry of Health	P-HLT016-001	Health Centre B. Wall - HDh.Hirimaradhoo	300,000	346,040
Ministry of Health	P-HLT017-001	Health Centre Upgrading - HDh.Naivaadhoo	500,000	260,553
Ministry of Health	P-HLT018-001	Ext. of N. Atoll Hospital - N. Manadhoo	3,000,000	106,000
Ministry of Health	P-HLT019-001	Upgr Health Center to Hospital-R.Meedhoo	4,000,000	
Ministry of Health	P-HLT020-001	Const of Rooms at Hospital-B. Eydhafushi	20,000,000	60,000
Ministry of Health	P-HLT021-001	Purch. Lab Equipment. - ADh.Dhigurah	500,000	
Ministry of Health	P-HLT022-001	Upgr. of Health Centre - F. Bilehdhoo	1,500,000	1,372,782
Ministry of Health	P-HLT023-001	Upgr. of Health Centre - Th. Vilufushi	1,000,000	501,214
Ministry of Health	P-HLT024-001	Upgrading of Hospital - Th. Veymandoo	1,000,000	1,302,700
Ministry of Health	P-HLT025-001	Upgr. H.Centre to Hospi.-Th.Thimarafushi	1,000,000	466,486
Ministry of Health	P-HLT026-001	Health Centre Boundary Wall - GA. Kondey	400,000	491,422
Ministry of Health	P-MOH001-022	Const. of B.Fehendhoo Health Centre	76,114	205,114
Ministry of Health	P-MOH007-119	Const of Pvt Rooms R.UngoofaaruuRegnHsptl	1,361,557	1,126,497
Ministry of Health	P-MOH007-120	Kitchen,Laundry&Physio- SpNeedCtrGuraidhu		85,500
Ministry of Health	P-MOH007-121	HA.Thakandhoo HC Laboratory	53,000	
Ministry of Health	P-MOH007-122	HA.Thuraakunu HC Laboratory	50,278	
Ministry of Health	P-MOH007-123	Upgrd. Health Center Project - L.Isdhoo	52,184	424,498
Ministry of Health	P-MOH070-001	Constructn of Lh.Hinnavaruu health center	410,895	24,580
Ministry of Health	P-MOH073-001	Bldn Ext&Bedlift Intaltn- Lh.Naifaru AH	27,073	
Ministry of Health	P-MOH092-001	Extn F.Atoll Hospital (F.Nilandhoo)	422,389	56,422
Ministry of Health	P-MOH108-001	Inst.Water Plant - L.GanRegionalHospital		99,239



Government of Maldives
Consolidated Financial Statements

	Total		128,856,305.00	20,241,830.72
IGMH	P-IGMH01-002	Estb. Respiratory & Pulmonary Dept. IGMH		6,206,904
IGMH	P-IGMH06-001	ER Extension - IGMH		3,118,933
IGMH	P-MOH065-001	Const. of Dharumavantha Hospital		77,129,725
	Total			86,455,563.06
National Drug Agency	P-RHB001-001	Upgrading of CSC - Male'	1,080,000	231,714
	Total		1,080,000.00	231,714.27
Min. Youth, Sprts & Comm. Emp.	P-HYS002-002	Sports Infrastructure-F. Nilandhoo		1,251,507
Min. Youth, Sprts & Comm. Emp.	P-HYS002-004	Sports Infrastructure-Th.Thimarafushi	67,741	1,317,560
Min. Youth, Sprts & Comm. Emp.	P-HYS002-005	Estab. of Sports Arena - S.Hithadhoo	176,466	12,605
Min. Youth, Sprts & Comm. Emp.	P-HYS002-008	Estab. of Sports Arena - Hulhumale'	31,164,944	17,050,743
Min. Youth, Sprts & Comm. Emp.	P-HYS002-010	Estab. of Sports Arena - GA. Villingili		878,514
Min. Youth, Sprts & Comm. Emp.	P-HYS002-011	Estab. of Sports Arena - HA. Dhidhdhoo	71,020	1,023,867
Min. Youth, Sprts & Comm. Emp.	P-HYS002-013	Dev of Male Youth Center	202,011	290,742
Min. Youth, Sprts & Comm. Emp.	P-HYS002-016	Estab. of Sports Arena - Sh. Funadhoo	13,750	49,408
Min. Youth, Sprts & Comm. Emp.	P-HYS002-020	Sports Infrastructure-HA.Hoarafushi	612,754	1,157,405
Min. Youth, Sprts & Comm. Emp.	P-HYS002-022	Sports Infrastructure-Th. Kinbidhoo	26,777	163,537
Min. Youth, Sprts & Comm. Emp.	P-HYS002-023	Sports Infrastructure-Th. Madifushi	160,489	120,971
Min. Youth, Sprts & Comm. Emp.	P-HYS002-028	Estab. of Sports Arena - R.Hulhudhuffaru	66,525	27,539
Min. Youth, Sprts & Comm. Emp.	P-HYS002-030	Estab. of Sports Arena - Th.Buruni		365,463
Min. Youth, Sprts & Comm. Emp.	P-HYS002-031	Estab. of Sports Arena-HDh.Kulhuduhfushi	183,647	419,059
Min. Youth, Sprts & Comm. Emp.	P-HYS002-032	Const. of Youth Centre-HDh.Kulhuduhfushi	230,285	427,721
Min. Youth, Sprts & Comm. Emp.	P-HYS002-033	Dev. of Vilimale' Youth Centre	1,001,550	384,514
Min. Youth, Sprts & Comm. Emp.	P-HYS005-009	Sports Infra.(FutsalGrnd)-R.Innamaadhoo		587,929
Min. Youth, Sprts & Comm. Emp.	P-HYS005-016	Sports Infrastructure-GDh. Vaadhoo	55,081	
Min. Youth, Sprts & Comm. Emp.	P-HYS005-017	Dev. of Football Ground- K.Huraa	70,336	815,387
Min. Youth, Sprts & Comm. Emp.	P-HYS005-018	Sports Infrastructure-HDh.Nolhivaranfaru	87,209	
Min. Youth, Sprts & Comm. Emp.	P-HYS005-025	Sports Infrastructure-GDh.Gadhdhoo	36,694	
Min. Youth, Sprts & Comm. Emp.	P-HYS005-027	Estab. of Sports Arena - HA.Thankandho	72,453	493,245
Min. Youth, Sprts & Comm. Emp.	P-HYS005-031	Sports Infrastructure-GA.Maamendhoo	69,365	612,718
Min. Youth, Sprts & Comm. Emp.	P-HYS005-032	Sports Infrastructure-GA.Dhaandhoo	436,390	29,749
Min. Youth, Sprts & Comm. Emp.	P-HYS005-033	Sports Infrastructure-S.Hulhudhoo	323,406	
Min. Youth, Sprts & Comm. Emp.	P-HYS006-001	Estab. of Sports Arena - GDh.Thinadhoo	1,195,663	681,921
Min. Youth, Sprts & Comm. Emp.	P-HYS006-004	Development of National Stadium		548,181
Min. Youth, Sprts & Comm. Emp.	P-HYS006-005	Sports Infra. (Futsal Ground)-L.Gan	229,304	2,798,493
Min. Youth, Sprts & Comm. Emp.	P-HYS006-006	Estab. of Sports Arena - Gn.Fuvahmulah	1,292,952	607,032
Min. Youth, Sprts & Comm. Emp.	P-HYS006-008	Sports Infra. (Futsal Ground)-L.Isdhoo		379,077
Min. Youth, Sprts & Comm. Emp.	P-HYS006-009	Sports Infra.(Futsal Ground)-L.Kalaidhoo		195,600
Min. Youth, Sprts & Comm. Emp.	P-HYS006-012	SportsInfra.(FutsalGround)-F.Dharabudhoo		84,650



Government of Maldives

Consolidated Financial Statements

Min. Youth, Sprts & Comm. Emp.	P-HYS006-015	Sports Infrastructure-HDh.Hirimaradhoo	49,640	
Min. Youth, Sprts & Comm. Emp.	P-HYS006-018	Sports Infrastructure-ADh.Mandhoo		46,403
Min. Youth, Sprts & Comm. Emp.	P-HYS006-020	Sports Infrastructure-Dh.Rinbudhoo		98,371
Min. Youth, Sprts & Comm. Emp.	P-HYS006-023	Sports Infrastructure-GA.Kondey	51,189	
Min. Youth, Sprts & Comm. Emp.	P-HYS006-029	Dev. of Football Training School-Male'PI	3,000,000	11,000,000
Min. Youth, Sprts & Comm. Emp.	P-HYS006-031	Dev. of Sports Infrastr.-HDh.Naivaadhoo		647,567
Min. Youth, Sprts & Comm. Emp.	P-HYS006-038	Dev. of Sports Infrastr.-M.Raiyyamandhoo		48,050
Min. Youth, Sprts & Comm. Emp.	P-HYS014-001	Estab. of Sports Arena - L.Fonadhoo	69,796	
Min. Youth, Sprts & Comm. Emp.	P-HYS015-001	Estab. of Sports Arena - Ha.lhavandhoo	295,386	305,074
Min. Youth, Sprts & Comm. Emp.	P-HYS017-001	Sports Infrastructure-HDh.Nolhivaram	59,944	1,617,940
Min. Youth, Sprts & Comm. Emp.	P-HYS019-001	Sports Infrastructure-N.Holhudhoo		998,324
Min. Youth, Sprts & Comm. Emp.	P-HYS020-001	Sports Infrastructure-R.Alifushi	323,406	683,987
Min. Youth, Sprts & Comm. Emp.	P-HYS022-001	Sports Infrastructure-B.Thulhadhoo		362,309
Min. Youth, Sprts & Comm. Emp.	P-HYS026-001	Dev. of sports arena in Adh.Maamigili		623,268
Min. Youth, Sprts & Comm. Emp.	P-HYS029-001	Estab. of Sports Complex - S.Feydhoo	1,967,338	
Min. Youth, Sprts & Comm. Emp.	P-HYS030-001	Dev. of sports arena in S.Maradhoo	25,325	
Min. Youth, Sprts & Comm. Emp.	P-HYS031-001	Sports Infrastructure-S.Meedhoo	235,647	447,729
Min. Youth, Sprts & Comm. Emp.	P-HYS033-001	Sports Infrastructure-HDh.Hanimaadhoo	187,106	190,549
Min. Youth, Sprts & Comm. Emp.	P-HYS034-001	Sports Infrastructure-HDh.Neykurendhoo	72,453	348,452
Min. Youth, Sprts & Comm. Emp.	P-HYS035-001	Sports Infrastructure-HDh.Kumundhoo	72,479	186,691
Min. Youth, Sprts & Comm. Emp.	P-HYS036-001	Sports Infrastructure-HDh.Vaikaradhoo	69,365	
Min. Youth, Sprts & Comm. Emp.	P-HYS037-001	Sports Infrastructure-HDh.Makunudhoo	43,109	
Min. Youth, Sprts & Comm. Emp.	P-HYS041-001	Sports Infrastructure-N.Ken'dhikulhudhoo		934,724
Min. Youth, Sprts & Comm. Emp.	P-HYS042-001	Sports Infrastructure-N.Manadhoo	45,883	65,257
Min. Youth, Sprts & Comm. Emp.	P-HYS043-001	Sports Infrastructure-Sh.Milandhoo	235,733	22,360
Min. Youth, Sprts & Comm. Emp.	P-HYS045-001	Sports Infrastructure-R.Meedhoo	72,669	72,669
Min. Youth, Sprts & Comm. Emp.	P-HYS047-001	Dev. of sports arena in K.Maafushi	14,293	
Min. Youth, Sprts & Comm. Emp.	P-HYS048-001	Sports Infrastructure-K.Thulusdhoo	15,684	
Min. Youth, Sprts & Comm. Emp.	P-HYS050-001	Sports Infrastructure-AA.Thoddoo	478,286	767,259
Min. Youth, Sprts & Comm. Emp.	P-HYS051-001	Sports Infrastructure-M.Kolhufushi	455,128	151,760
Min. Youth, Sprts & Comm. Emp.	P-HYS052-001	Sports Infrastructure-M.Mulah	17,900	304,300
Min. Youth, Sprts & Comm. Emp.	P-HYS054-001	Sports Infrastructure-F.Bilehdhoo	52,306	283,955
Min. Youth, Sprts & Comm. Emp.	P-HYS055-001	Sports Infrastructure-Th.Guraidhoo	67,258	120,594
Min. Youth, Sprts & Comm. Emp.	P-HYS058-001	Sports Infrastructure-GA.Gemanafushi	69,365	652,343
Min. Youth, Sprts & Comm. Emp.	P-HYS059-001	Sports Infrastructure-GDh.Faresmaathodaa	44,169	
Min. Youth, Sprts & Comm. Emp.	P-HYS060-001	Sports Infrastructure-GDh.Rathafandhoo	67,413	67,413
Min. Youth, Sprts & Comm. Emp.	P-HYS061-001	Sports Infrastructure-GDh.Madaveli	31,546	31,546



Government of Maldives

Consolidated Financial Statements

Min. Youth, Sprts & Comm. Emp.	P-HYS062-001	Sports Infrastructure-GDh.Fiyoaree	88,946	441,690
Min. Youth, Sprts & Comm. Emp.	P-HYS063-001	Sports Infrastructure-S.Maradhoofeydhoo	67,258	
Min. Youth, Sprts & Comm. Emp.	P-HYS066-001	Estab. of Sports Arena - R.Rasgetheemu		479,313
Min. Youth, Sprts & Comm. Emp.	P-HYS072-001	Sports Infra.(Futsal,YC)-Dh.Maaenboodhoo	38,640	38,640
Min. Youth, Sprts & Comm. Emp.	P-HYS074-001	Sports Infrastructure-N.Miladhoo		135,118
Min. Youth, Sprts & Comm. Emp.	P-HYS076-001	Sports Infrastructure-K.Gaafaru		61,906
Min. Youth, Sprts & Comm. Emp.	P-HYS077-001	Sports Infra. (FutsalGround)-B.Hithadhoo		390,271
Min. Youth, Sprts & Comm. Emp.	P-HYS078-001	Sports Infrastructure-GDh.Hoadedhoo		65,118
Min. Youth, Sprts & Comm. Emp.	P-HYS080-001	Sports Infrastructure-HDh.Nehlaidhoo	72,453	647,092
Min. Youth, Sprts & Comm. Emp.	P-HYS081-001	Sports Infra. (Futsal Ground)-Sh.Feydhoo	29,895	759,720
Min. Youth, Sprts & Comm. Emp.	P-HYS082-001	Sports Infra. (FutsalGround)-R.Maakurath	70,394	70,394
Min. Youth, Sprts & Comm. Emp.	P-HYS083-001	Sports Infrastructure-GA.Dhevadhoo	63,875	
Min. Youth, Sprts & Comm. Emp.	P-HYS084-001	Sports Infra.(FutsalGrnd)-Th.Veymandhoo		93,836
Min. Youth, Sprts & Comm. Emp.	P-HYS085-001	Sports Infrastructure-K.Dhifushi	70,336	
Min. Youth, Sprts & Comm. Emp.	P-HYS088-001	Sports Infrastructure-N.Maafaru	67,500	
Min. Youth, Sprts & Comm. Emp.	P-HYS089-001	Sports Infrastructure-GDh.Nadella	63,875	
Min. Youth, Sprts & Comm. Emp.	P-HYS091-001	Sports Infra. (Futsal Ground)-AA.Rasdho		110,500
Min. Youth, Sprts & Comm. Emp.	P-HYS093-001	Sports Infra.(FutsalGrnd)-B.Dharavandhoo		793,062
Min. Youth, Sprts & Comm. Emp.	P-HYS094-001	Sports Infrastructure-HA.Filadhoo	74,348	
Min. Youth, Sprts & Comm. Emp.	P-HYS095-001	Sports Infra.(FutsalGround)-L.Maabaidhoo	18,591	745,145
Min. Youth, Sprts & Comm. Emp.	P-HYS098-001	Sports Infrastructure-N.Landhoo	74,067	179,066
Min. Youth, Sprts & Comm. Emp.	P-HYS099-001	Sports Infra.(FutsalGround)-L.Dhanbidhoo		184,682
Min. Youth, Sprts & Comm. Emp.	P-HYS101-001	Sports Infrastructure-HA.Marandhoo	69,365	6,298
Min. Youth, Sprts & Comm. Emp.	P-HYS107-001	Sports Infra. (Futsal Ground)-HA.Utheemu		368,089
Min. Youth, Sprts & Comm. Emp.	P-HYS112-001	Sports Infrastructure-N.Maalhendhoo	37,866	
Min. Youth, Sprts & Comm. Emp.	P-HYS117-001	Sports Infra.(FutsalGrnd)-Th.Dhiyamigili	372,590	
Min. Youth, Sprts & Comm. Emp.	P-HYS120-001	Sports Infra. (FutsalGround)-Sh.Lhaimagu		419,594
Min. Youth, Sprts & Comm. Emp.	P-HYS121-001	Estab. of Sports Arena - N.Kudafari		477,845
Min. Youth, Sprts & Comm. Emp.	P-HYS125-001	Sports Infra. (Futsal Ground)-B.Goidhoo		171,788
Min. Youth, Sprts & Comm. Emp.	P-HYS129-001	Sports Infra. (FutsalGround)-M.Maduvvari		186,819
Min. Youth, Sprts & Comm. Emp.	P-HYS131-001	Sports Infra. (Futsal Ground)-AA.Maalhoh		174,900
Min. Youth, Sprts & Comm. Emp.	P-HYS137-001	Sports Infrastructure-B.Maalhoh		337,640
Min. Youth, Sprts & Comm. Emp.	P-HYS138-001	Estab. of Sports Arena - V.Felidhoo	92,637	
Min. Youth, Sprts & Comm. Emp.	P-HYS141-001	Sports Infra.(FutsalGround)-B.Kudarikilu		519,282
Min. Youth, Sprts & Comm. Emp.	P-HYS143-001	Sports Infrastructure-HDh.Finey	14,498	
Min. Youth, Sprts & Comm. Emp.	P-SPT001-001	Dev.of 2 Futsal Gro. (Turf)-HA.Didhdhoo	1,400,000	647,092
Min. Youth, Sprts & Comm. Emp.	P-SPT001-002	Dev. Swimming Platform - HA.Dhidhoo		753,701



Government of Maldives

Consolidated Financial Statements

Min. Youth, Sprts & Comm. Emp.	P-SPT002-001	Turfing of Football Ground - R.AliFushi	825,000	500
Min. Youth, Sprts & Comm. Emp.	P-SPT003-001	Dev. of Football Ground - R.Maakurathu	900,000	43,556
Min. Youth, Sprts & Comm. Emp.	P-SPT004-001	Dev. of Football Ground - R.Meedhoo	900,000	
Min. Youth, Sprts & Comm. Emp.	P-SPT005-001	Upgr. of Football Ground - Lh.Hinnavaru	850,000	738,358
Min. Youth, Sprts & Comm. Emp.	P-SPT006-001	Recla & Dev. Football Ground -Fenfushi	1,500,000	421,500
Min. Youth, Sprts & Comm. Emp.	P-SPT007-001	Dev. of Futsal Ground - M.Dhiggaru	825,000	118,084
Min. Youth, Sprts & Comm. Emp.	P-SPT008-001	Development of Youth Centre - S.Meedhoo	1,500,000	
Min. Youth, Sprts & Comm. Emp.	P-SPT009-001	Stadium (FootballGround&Track)- S.Feydhoo	1,800,000	681,604
Min. Youth, Sprts & Comm. Emp.	P-SPT009-002	Dev. Swimming Platform - S.Feydhoo		763,701
Min. Youth, Sprts & Comm. Emp.	P-SPT010-001	Dev. Football Stadium - R.Angolhitheem	500,000	
Min. Youth, Sprts & Comm. Emp.	P-SPT011-001	Deve of R. Vaadhoo Football Stadium	500,000	
Min. Youth, Sprts & Comm. Emp.	P-SPT012-001	Upgrading of Football Ground - HDh.Finey	800,000	92,500
Min. Youth, Sprts & Comm. Emp.	P-SPT013-001	Const. of a Turf Ground - HA Ihavandhoo	500,000	103,533
Min. Youth, Sprts & Comm. Emp.	P-SPT014-001	Dev. of Football Ground - HA.Maarandhoo	800,000	
Min. Youth, Sprts & Comm. Emp.	P-SPT015-001	Dev. of Futsal Ground - HA. Molhadhoo	500,000	390,150
Min. Youth, Sprts & Comm. Emp.	P-SPT016-001	YouthCentre Equipment- HDh.Kulhudhuffushi	500,000	780,425
Min. Youth, Sprts & Comm. Emp.	P-SPT017-001	Football Ground Leveling -HDh.Nellaidhoo	100,000	178,521
Min. Youth, Sprts & Comm. Emp.	P-SPT018-001	FootballGround Boundary Wall- HDh.Kurinbi	300,000	694,421
Min. Youth, Sprts & Comm. Emp.	P-SPT019-001	Est. of Youth Centre - HDh.Vaikaradhoo	1,000,000	
Min. Youth, Sprts & Comm. Emp.	P-SPT020-001	Dev. of Football Ground - B.Eydhafushi	1,000,000	13,631
Min. Youth, Sprts & Comm. Emp.	P-SPT021-001	Upg. of Football Ground - Lh. Kurendhoo	1,000,000	200,000
Min. Youth, Sprts & Comm. Emp.	P-SPT022-001	Completion of Futsal Ground - V.Keyodhoo	1,000,000	48,724
Min. Youth, Sprts & Comm. Emp.	P-SPT023-001	Dev. of Football Ground - M.Naalaafushi	800,000	436,880
Min. Youth, Sprts & Comm. Emp.	P-SPT024-001	Dev. of Youth Centre - Dh. Maaenboodhoo	2,500,000	
Min. Youth, Sprts & Comm. Emp.	P-SPT025-001	Football Ground Turfing- Dh.Kudahuvadhoo	800,000	113,991
Min. Youth, Sprts & Comm. Emp.	P-SPT026-001	Dev. Futsal Ground - L. Hithadhoo	300,000	96,862
Min. Youth, Sprts & Comm. Emp.	P-SPT027-001	Dev. Futsal Ground - L. Kunahandhoo	300,000	
Min. Youth, Sprts & Comm. Emp.	P-SPT028-001	Dev. Futsal Ground - GA.Kanduhulhudhoo	800,000	520,000
Min. Youth, Sprts & Comm. Emp.	P-SPT029-001	Dev. Futsal Ground - GA. Kondey	800,000	225,687
Min. Youth, Sprts & Comm. Emp.	P-SPT030-001	Football Ground Turfing - S. Maradhoo	1,000,000	193,847
Min. Youth, Sprts & Comm. Emp.	P-SPT031-001	Dev. of Youth Centre - Th.Vilufushi	1,500,000	
Min. Youth, Sprts & Comm. Emp.	P-SPT032-001	Dev. of Football Ground - Th.Vilufushi	900,000	
Min. Youth, Sprts & Comm. Emp.	P-SPT033-001	Stadium Football Ground Turfing - FVM	360,000	
Min. Youth, Sprts & Comm. Emp.	P-SPT033-002	Football Ground Turfing - Hoadhandu,FVM	3,000,000	679,504
Min. Youth, Sprts & Comm. Emp.	P-SPT033-003	Upg. Sports Area - Dhandimagu,Fuvahmulah	5,000,000	
Min. Youth, Sprts & Comm. Emp.	P-SPT034-001	Dev. Indo Sports Complex-Fuvahmulah City	8,000,000	
Min. Youth, Sprts & Comm. Emp.	P-SPT035-001	Dev.Futsal Ground (South) - GDh.Thinadhoo	1,000,000	135,920



Government of Maldives
Consolidated Financial Statements

Min. Youth, Sprts & Comm. Emp.	P-SPT035-002	Dev.Futsal Ground (North) - GDh.Thinadhoo	1,000,000	107,645
Min. Youth, Sprts & Comm. Emp.	P-SPT035-003	Sports Arena Indo Complex - GD.Thinadhoo	2,000,000	3,355,682
Min. Youth, Sprts & Comm. Emp.	P-SPT035-004	GDh.Thinadhoo (North) F.Ground Turf&fence	4,000,000	654,510
Min. Youth, Sprts & Comm. Emp.	P-SPT036-001	Dev.of Futsal Pitch E-Dhigali,S.Hithadhoo	800,000	917,176
Min. Youth, Sprts & Comm. Emp.	P-SPT037-001	Est. of Youth Centre - S. Hithadhoo	5,000,000	5,390,844
Min. Youth, Sprts & Comm. Emp.	P-SPT039-001	Install. of Futsal Ground on 26 Islands		7,976,498
Min. Youth, Sprts & Comm. Emp.	P-SPT041-001	Dev. Badminton Court - Male' City		1,929,200
Min. Youth, Sprts & Comm. Emp.	P-SPT042-001	Dev.Swimming Platform-HDh.Kulhudhuffushi		753,701
Min. Youth, Sprts & Comm. Emp.	P-SPT043-001	Dev. Swimming Platform - S.Meedhoo		753,701
Min. Youth, Sprts & Comm. Emp.	P-SPT045-001	Dev. of Children's Parks-12 Islands		1,291,253
Total			106,283,762.00	93,914,737.03
Min. Ntnl. Plan. Housing&infra	P-AIC001-001	AA.Ukulhas Artificial Intel. Conf. Cntr		12,549,142
Min. Ntnl. Plan. Housing&infra	P-BRG001-001	Bridge Const. Study GA.Villigili-Kooddoo	1,000,000	
Min. Ntnl. Plan. Housing&infra	P-CPT001-001	Revetment Project - GDh.Thinadoo	5,000,000	
Min. Ntnl. Plan. Housing&infra	P-CPT019-001	Coastal Protection-Gn.Fuvamulah-OREO Prj		79,720
Min. Ntnl. Plan. Housing&infra	P-CPT020-001	Prtction frm Soil Erosion-Dh.Maaenboodhu		
Min. Ntnl. Plan. Housing&infra	P-CPT022-001	Protection of soil erosion - Th.Veymando		
Min. Ntnl. Plan. Housing&infra	P-HBR002-001	Upgrading of Harbour - R. Rasgetheemu	9,371,148	
Min. Ntnl. Plan. Housing&infra	P-HBR003-001	V. Keyodhoo Harbor (Phase 2)	13,414,662	21,779,380
Min. Ntnl. Plan. Housing&infra	P-HBR004-001	Habour Construction - HA.Molhadhoo	13,000,000	4,047,734
Min. Ntnl. Plan. Housing&infra	P-HBR005-001	Upgrading of Habour - HDh.Nellaidhoo	7,915,443	6,551,727
Min. Ntnl. Plan. Housing&infra	P-HBR006-001	Development of slipway - HDh.Makunodhoo	10,000,000	
Min. Ntnl. Plan. Housing&infra	P-HBR007-001	Reconstruction of Habour - Sh.Feevah	10,352,131	12,478,129
Min. Ntnl. Plan. Housing&infra	P-HBR008-001	Upgr.Habour&Shore Protection-Sh.Lhaimagu	12,000,000	
Min. Ntnl. Plan. Housing&infra	P-HBR009-001	Upgrading of Habour - Sh.Noomaraa	8,252,663	999,050
Min. Ntnl. Plan. Housing&infra	P-HBR010-001	Upgrading of Habour - Sh.Bileffahi	10,000,000	
Min. Ntnl. Plan. Housing&infra	P-HBR011-001	Upgrading of Habour - Sh.Feydhoo	8,822,689	
Min. Ntnl. Plan. Housing&infra	P-HBR012-001	Upgrading of Habour - Sh.Komandoo	14,500,328	4,010,781
Min. Ntnl. Plan. Housing&infra	P-HBR013-001	Upgrading of Habour - N.Miladhoo	13,881,443	
Min. Ntnl. Plan. Housing&infra	P-HBR014-001	Upgrading of Habour- N.Landhoo	12,352,131	2,057
Min. Ntnl. Plan. Housing&infra	P-HBR015-001	Habour Construction - R.Maduvvari	15,000,000	10,299,804
Min. Ntnl. Plan. Housing&infra	P-HBR016-001	Upgrading of Habour - R.Rasmadhoo	13,000,000	
Min. Ntnl. Plan. Housing&infra	P-HBR017-001	Upgrading of Habour - B.Goidhoo	15,340,000	
Min. Ntnl. Plan. Housing&infra	P-HBR018-001	Habour Construction - B.Kihaadhoo	13,000,000	
Min. Ntnl. Plan. Housing&infra	P-HBR019-001	Habour Construction - B.Dhonfanu	13,000,000	
Min. Ntnl. Plan. Housing&infra	P-HBR020-001	Habour Construction - B.Kudarikilu	14,170,000	7,126
Min. Ntnl. Plan. Housing&infra	P-HBR021-001	Habour Construction - ADh.Mandhoo	13,650,000	6,350
Min. Ntnl. Plan. Housing&infra	P-HBR022-001	Construction of T-Jetty - V.Rakeedhoo	13,000,000	



Government of Maldives

Consolidated Financial Statements


Min. Ntnl. Plan. Housing&infra	P-HBR023-001	Habour Construction - Dh.Rinbudhoo	14,170,000	11,643,170
Min. Ntnl. Plan. Housing&infra	P-HBR024-001	Upgrading of Habour - Dh.Hulhudheli	8,000,000	
Min. Ntnl. Plan. Housing&infra	P-HBR025-001	Upgrading of Habour - Dh.Meedhoo	10,240,000	
Min. Ntnl. Plan. Housing&infra	P-HBR026-001	Reconstruction of Habour - Th.Guraidhoo	12,352,131	4,452
Min. Ntnl. Plan. Housing&infra	P-HBR027-001	Habour Construction - Th.Omadhoo	13,650,000	5,897,061
Min. Ntnl. Plan. Housing&infra	P-HBR028-001	Upgrading of Habour - L.Isdhoo	12,352,131	2,226
Min. Ntnl. Plan. Housing&infra	P-HBR029-001	Harbour Entrance Channel - L.Maabaidhoo	5,000,000	2,463,023
Min. Ntnl. Plan. Housing&infra	P-HBR030-001	Breakwater project - GA.Maamendhoo	7,912,293	4,671,185
Min. Ntnl. Plan. Housing&infra	P-HBR031-001	Habour Construction - GA.Kolamaafushi	10,352,131	
Min. Ntnl. Plan. Housing&infra	P-HBR032-001	Construction of Habour - GDh.Hoadeddoo	13,881,443	
Min. Ntnl. Plan. Housing&infra	P-HBR033-001	Upgrading of Habour - Fuvahmulah City	12,795,607	
Min. Ntnl. Plan. Housing&infra	P-HBR034-001	Upgr. Habour and Revetment - S.Meedhoo	17,000,000	9,111,936
Min. Ntnl. Plan. Housing&infra	P-HBR035-001	Habour Construction - S.Maradhoofoeydhoo	17,000,000	9,209,091
Min. Ntnl. Plan. Housing&infra	P-HBR037-001	V. Felidhoo Harbour	5,676,228	2,776,305
Min. Ntnl. Plan. Housing&infra	P-HBR038-001	R. Angolhitheem Harbor Upgrading	8,500,000	
Min. Ntnl. Plan. Housing&infra	P-HBR039-001	Sh. Foakaidhoo Harbor Upgrading	7,000,000	
Min. Ntnl. Plan. Housing&infra	P-HBR040-001	Completion of Breakwater - Th. Madifushi	3,000,000	5,701,547
Min. Ntnl. Plan. Housing&infra	P-HBR041-001	Harbor Project Ph 2 - GA. Villingili	3,000,000	
Min. Ntnl. Plan. Housing&infra	P-HBR042-001	Harbor Upgrading - HA. Ihavandhoo	2,000,000	7,787,524
Min. Ntnl. Plan. Housing&infra	P-HBR043-001	Jetty Construction - HA. Dhidhdhoo	3,500,000	
Min. Ntnl. Plan. Housing&infra	P-HBR044-001	Harbor Project (Phase II)- HA. Kelaa	5,000,000	4,096,353
Min. Ntnl. Plan. Housing&infra	P-HBR045-001	Harbor Upgrading - HDh. Hanimaadhoo	2,000,000	
Min. Ntnl. Plan. Housing&infra	P-HBR046-001	Upgrade Entrance Channel - HDh.Naivaadhoo	1,000,000	
Min. Ntnl. Plan. Housing&infra	P-HBR047-001	Harbor Project (Phase II)- K. Himmafushi	1,500,000	
Min. Ntnl. Plan. Housing&infra	P-HBR048-001	Harbor Upgrading - K. Huraa	2,000,000	
Min. Ntnl. Plan. Housing&infra	P-HBR049-001	Harbor Upgrading - ADh. Hangnaameedhoo	1,500,000	
Min. Ntnl. Plan. Housing&infra	P-HBR050-001	Const. of Breakwater - ADh.Fenfushi	5,000,000	
Min. Ntnl. Plan. Housing&infra	P-HBR051-001	Harbor Construction - ADh. Dhidhdhoo	3,000,000	2,600
Min. Ntnl. Plan. Housing&infra	P-HBR052-001	Harbor Upgrading - F.Dharanboodhoo	1,500,000	
Min. Ntnl. Plan. Housing&infra	P-HBR053-001	Regional Harbor Dev. Study - Kudahuvadhoo	3,000,000	
Min. Ntnl. Plan. Housing&infra	P-HBR054-001	Channeling of a new Entrance - Vilufushi	800,000	
Min. Ntnl. Plan. Housing&infra	P-HBR055-001	Construction of Breakwater - L. Maavah	2,000,000	
Min. Ntnl. Plan. Housing&infra	P-HBR057-001	Jetty Construction - ADh. Mandhoo		864,063
Min. Ntnl. Plan. Housing&infra	P-HBR058-001	Dev. of Quay Wall - GA. Kanduhulhudhoo		26,579,052
Min. Ntnl. Plan. Housing&infra	P-HBR059-001	Ice Plant Jetty Constrn - GDh. Thinadhoo		2,601,783
Min. Ntnl. Plan. Housing&infra	P-HTE002-300	Reclamation of land in G.A Dhaandhoo	140,408	2,737,948
Min. Ntnl. Plan. Housing&infra	P-HTE009-084	Sh.Foakaidhoo water and sewerage system		3,051,262



Government of Maldives

Consolidated Financial Statements

Min. Ntnl. Plan. Housing&infra	P-HTE011-009	Harbour Project - Dh. Bandidhoo		6,164,904
Min. Ntnl. Plan. Housing&infra	P-HTE011-035	G.Dh Madaveli Hoandehdhoo Causeway	8,640,692	1,674,514
Min. Ntnl. Plan. Housing&infra	P-HTE011-044	Sheet Pile Sea Wall- Sh. Komandoo	2,478,611	
Min. Ntnl. Plan. Housing&infra	P-HTE011-047	Harbour Project- G.Dh Faresmaathodaa	368,864	29,490
Min. Ntnl. Plan. Housing&infra	P-HTE011-052	Access Facility in Lh. Naifaru	1,771,484	
Min. Ntnl. Plan. Housing&infra	P-HTE011-054	Harbour Project- R. Inguraidhoo	1,171,211	1,171,211
Min. Ntnl. Plan. Housing&infra	P-HTE011-071	Harbour Project- G. Dh Gadhdhoo	855,189	
Min. Ntnl. Plan. Housing&infra	P-HTE011-076	Harbour Project- H.DH Makunudhoo		1,862,802
Min. Ntnl. Plan. Housing&infra	P-HTE011-089	Harbour Project- N. Foddhoo	411,227	
Min. Ntnl. Plan. Housing&infra	P-HTE011-096	Harbour project - Lh. Kurendhoo	1,268,971	
Min. Ntnl. Plan. Housing&infra	P-HTE011-097	Access facilities - GA. Konday		(600)
Min. Ntnl. Plan. Housing&infra	P-HTE011-099	Harbour project - L.Dhanbidhoo	914,527	5,713,681
Min. Ntnl. Plan. Housing&infra	P-HTE011-104	Harbour project - H.Dh Vaikaradhoo		603,140
Min. Ntnl. Plan. Housing&infra	P-HTE011-111	Harbour project - K. Guraidhoo	846,625	
Min. Ntnl. Plan. Housing&infra	P-HTE011-112	Harbour project - K. Gaafaru	1,181,976	1,181,976
Min. Ntnl. Plan. Housing&infra	P-HTE011-114	Harbour project - F. Nilandhoo	1,674,815	8,233,901
Min. Ntnl. Plan. Housing&infra	P-HTE011-117	Harbour Project - Th. Madifushi	1,324,011	4,176,615
Min. Ntnl. Plan. Housing&infra	P-HTE011-119	Harbour Project - L. Maabaidhoo	1,083,862	1,519,952
Min. Ntnl. Plan. Housing&infra	P-HTE011-121	Harbour Project - G.Dh Madaveli	1,364,633	
Min. Ntnl. Plan. Housing&infra	P-HTE011-124	Harbour Project - A.Dh Dhangethi	1,319,032	
Min. Ntnl. Plan. Housing&infra	P-HTE011-125	Repair Harbour - V. Keyodhoo	460,517	
Min. Ntnl. Plan. Housing&infra	P-HTE011-131	Upgrading Harbour - Sh.Maaungoodhoo	344,334	
Min. Ntnl. Plan. Housing&infra	P-HTE011-135	Finishing Work of harbour-Ha.Thuraakunu		568,002
Min. Ntnl. Plan. Housing&infra	P-HTE011-137	Harbour Proj. B-Thulhaadhoo	1,288,446	
Min. Ntnl. Plan. Housing&infra	P-HTE011-138	Harbour Proj. L.Hithadhoo	1,345,351	
Min. Ntnl. Plan. Housing&infra	P-HTE011-140	Entrance channel-R.Hulhudhuffaaruu	170,550	
Min. Ntnl. Plan. Housing&infra	P-HTE011-141	Construction of Seawalls-AA.Rasdho	8,211,499	11,169,390
Min. Ntnl. Plan. Housing&infra	P-HTE011-143	Harbour Projects (10 Islands)- IDB Loan		6,008,675
Min. Ntnl. Plan. Housing&infra	P-HTE011-147	Access Facility - AA.Himandhoo	23,230,446	26,844,323
Min. Ntnl. Plan. Housing&infra	P-HTE011-148	Construction of Seawall - R.Maakurathu	206,910	16,860
Min. Ntnl. Plan. Housing&infra	P-HTE011-149	Entrance Channel- K.Kaashidhoo	3,029,850	6,567,399
Min. Ntnl. Plan. Housing&infra	P-HTE011-150	Const. of Harbour Keywall - L.Fonadhoo	6,902,037	9,212,258
Min. Ntnl. Plan. Housing&infra	P-HTE011-151	CoastalProtectionJettyArea-K.Thulusdhoo	1,500,000	
Min. Ntnl. Plan. Housing&infra	P-HTE011-153	Entrance Channel- HA. Vashafaru	171,912	11,286,842
Min. Ntnl. Plan. Housing&infra	P-HTE011-154	Harbour Project 2 - A.Dh Mahibadhoo	1,678,030	14,249,949
Min. Ntnl. Plan. Housing&infra	P-HTE011-155	Reconstruction of Harbour - S.Maradhoo	10,800,000	13,855,156
Min. Ntnl. Plan. Housing&infra	P-HTE011-157	Breakwater - M.Naalaafushi	12,490,793	



Government of Maldives
Consolidated Financial Statements

Min. Ntnl. Plan. Housing&infra	P-HTE012-005	Reconstruction of harbour-M.Veyvah	9,245,443	7,329,476
Min. Ntnl. Plan. Housing&infra	P-HTE044-006	Land Reclamation- Th. Guraidhoo	3,143,742	4,560,863
Min. Ntnl. Plan. Housing&infra	P-HTE046-002	Construction of Jetty in HA. Baarah		1,628,960
Min. Ntnl. Plan. Housing&infra	P-HTE046-009	Construction of Jetty-Ha.Filladhoo	705,062	4,835,638
Min. Ntnl. Plan. Housing&infra	P-HTE046-011	Construction of Jetty - N.Henbandhoo	13,650,000	5,843,617
Min. Ntnl. Plan. Housing&infra	P-HTE046-012	Construction of Jetty - R.Rasgetheemu	2,000,000	
Min. Ntnl. Plan. Housing&infra	P-HTE046-013	Construction of Jetty - B.Fulhadhoo	11,623,852	7,967,558
Min. Ntnl. Plan. Housing&infra	P-HTE046-014	Construction of Jetty - B.Fehendhoo	15,340,000	7,610,929
Min. Ntnl. Plan. Housing&infra	P-HTE061-001	Road Const Project- H. Dh Kulhudhufushi	10,000,000	45,175
Min. Ntnl. Plan. Housing&infra	P-HTE061-002	Road Construction Project-G.Dh Thinadhoo	5,000,000	26,390
Min. Ntnl. Plan. Housing&infra	P-HTE061-003	Road construction Project - Ha.Dhidhdhoo	1,160,304	323,480
Min. Ntnl. Plan. Housing&infra	P-HTE061-004	Road construction Proj- Hdh.Hanimaadhoo		8,809,164
Min. Ntnl. Plan. Housing&infra	P-HTE061-005	Road construction Proj - Dh.Kudahuvadhoo	3,592,776	
Min. Ntnl. Plan. Housing&infra	P-HTE061-006	Road construction Prj - Ga.Villingili	1,729,440	41,137
Min. Ntnl. Plan. Housing&infra	P-HTE061-009	Upgrading of Roads in Male'	25,000,000	12,198,479
Min. Ntnl. Plan. Housing&infra	P-HTE061-013	Road construction Prj-Th.Vilufushi	3,115,929	8,220
Min. Ntnl. Plan. Housing&infra	P-HTE061-014	Road Construction Project Ph.2-Addu City		(4,424)
Min. Ntnl. Plan. Housing&infra	P-HTE069-006	Const.1500 housing units (ExIm China LC)		(28,203)
Min. Ntnl. Plan. Housing&infra	P-HTE072-001	Const. of Bridge- Male-Hulhule (LC)	13,111,845	5,179,710
Min. Ntnl. Plan. Housing&infra	P-HTE072-002	Male' SW Harbor Development (Waste Yard)	6,793,800	1,326,340
Min. Ntnl. Plan. Housing&infra	P-HTE072-004	Const. of King Salman Mosque		111,588,670
Min. Ntnl. Plan. Housing&infra	P-HTE072-006	Male' Industrial Village(Const.of Godown)		135,574
Min. Ntnl. Plan. Housing&infra	P-HTE072-009	Toll Collection System MLE-HLM Bridge	56,865,105	
Min. Ntnl. Plan. Housing&infra	P-HTE074-001	Cons of Habour GA.Dhevvdhu,GDh.Thinadhoo		2,539,456
Min. Ntnl. Plan. Housing&infra	P-HTE076-001	Habour Project GA. Vilingili	848,338	8,000
Min. Ntnl. Plan. Housing&infra	P-HTE077-001	Harbour Expansion Project-H.Dh Kulhuduff	5,972,785	9,967,194
Min. Ntnl. Plan. Housing&infra	P-HTE081-001	Construction of Jetty - V.Fulidhoo	4,085,402	5,487,612
Min. Ntnl. Plan. Housing&infra	P-HTE084-001	Road Construction R. Ungoofaar		2,926,104
Min. Ntnl. Plan. Housing&infra	P-HTE089-001	Land Reclamation Project - K.Huraa	19,440,824	
Min. Ntnl. Plan. Housing&infra	P-HTE095-001	Protection frm soil erosion -Th.Guraidhu	1,069,128	
Min. Ntnl. Plan. Housing&infra	P-HTE104-001	West Harbour Project - K.Vilingili	247,294	
Min. Ntnl. Plan. Housing&infra	P-HTE105-001	Entranc channl&Boat yard area- Ha.Dhihdhu		354,826
Min. Ntnl. Plan. Housing&infra	P-HTE106-001	Road construction Proj - Sh.Funadhoo	1,277,946	14,518,479
Min. Ntnl. Plan. Housing&infra	P-HTE107-001	Harbour Project - B.Kendhoo		1,506,962
Min. Ntnl. Plan. Housing&infra	P-HTE109-001	Harbour Project - HA. Kelaa	667,340	1,388,911
Min. Ntnl. Plan. Housing&infra	P-HTE113-001	Harbour Project (Phase 2) - K.Guraidhoo	325,836	
Min. Ntnl. Plan. Housing&infra	P-HTE120-001	Access Facility in Lh.Naifaru Ph2	679,436	679,436



Government of Maldives

Consolidated Financial Statements

Min. Ntnl. Plan. Housing&infra	P-HTE122-002	Storm Water Development&Maintenance Ph4	406,997	138,163
Min. Ntnl. Plan. Housing&infra	P-HTE127-001	Male' Redevelopment Project 1224		6,777,745
Min. Ntnl. Plan. Housing&infra	P-HTE129-001	Road Construction Prj - R.Dhuvaafaru		7,751,458
Min. Ntnl. Plan. Housing&infra	P-HTE134-001	Estab. of MHI Annex & Lab	18,000,000	1,723,006
Min. Ntnl. Plan. Housing&infra	P-HTE142-001	Automated Parking System in Male'		498,742
Min. Ntnl. Plan. Housing&infra	P-HTE144-001	Museum Park - GDh.Thinadhoo	4,000,000	59,989
Min. Ntnl. Plan. Housing&infra	P-HTE158-001	Inst.Street Lighting in Road Dev Islands	652,158	404,788
Min. Ntnl. Plan. Housing&infra	P-HTE159-001	Breakwater - F.Biledhdhoo	278,761	7,722,389
Min. Ntnl. Plan. Housing&infra	P-HTE161-100	Sultan Park Redevelopment		(2,960)
Min. Ntnl. Plan. Housing&infra	P-HTE162-001	S. Hithadhoo Regional Hospital Project	23,785,146	61,014,943
Min. Ntnl. Plan. Housing&infra	P-HTE164-002	Male' East Coast Redevelopment	15,565,505	5,390,149
Min. Ntnl. Plan. Housing&infra	P-MEE015-004	RO Plant & Water Storage Tank- AA.Rasdho		
Min. Ntnl. Plan. Housing&infra	P-MEE058-001	Th.Madifushi Water system		80,699
Min. Ntnl. Plan. Housing&infra	P-MEE102-001	Water Supply System - HDh.Naivaadhoo		
Min. Ntnl. Plan. Housing&infra	P-MIA014-002	Cons Islamic Center GDh.Thinadhoo	212,103	143,291
Min. Ntnl. Plan. Housing&infra	P-OFF001-001	MNPI Office Building		27,870,982
Min. Ntnl. Plan. Housing&infra	P-REC001-001	K.Huraa Land Reclamation&revetment (Ph2)	35,660,124	57,787,273
Min. Ntnl. Plan. Housing&infra	P-REC002-001	Land Reclamation - HA.Ihavandhoo	45,695,000	
Min. Ntnl. Plan. Housing&infra	P-REC003-001	Land Reclamation - HA.Thuraakunu	6,175,000	
Min. Ntnl. Plan. Housing&infra	P-REC004-001	Land Reclamation - R.Dhuvaafaru	61,750,000	4,600
Min. Ntnl. Plan. Housing&infra	P-REC005-001	Land Reclamation - K.Gulhi	21,200,000	
Min. Ntnl. Plan. Housing&infra	P-REC006-001	Land Reclamation - K.Guraidhoo	24,700,000	14,861,448
Min. Ntnl. Plan. Housing&infra	P-REC007-001	Land Reclamation - K.Maafushi	24,700,000	14,997,206
Min. Ntnl. Plan. Housing&infra	P-REC008-001	Land Reclamation - AA.Ukulhas	3,705,000	
Min. Ntnl. Plan. Housing&infra	P-REC009-001	Land Reclamation - AA.Bodufulhadhoo	3,705,000	
Min. Ntnl. Plan. Housing&infra	P-REC010-001	Land Reclamation - F.Feeli	10,500,000	
Min. Ntnl. Plan. Housing&infra	P-REC011-001	Land Reclamation - F.Magoodhoo	10,500,000	
Min. Ntnl. Plan. Housing&infra	P-REC012-001	Land Reclamation - Dh.Maenboodhoo	10,500,000	
Min. Ntnl. Plan. Housing&infra	P-REC013-001	Land Reclamation - Th.Hirilandhoo	10,500,000	
Min. Ntnl. Plan. Housing&infra	P-REC014-001	Land Reclamation - L.Maavah	5,557,500	
Min. Ntnl. Plan. Housing&infra	P-REC015-001	Land Reclamation - GA.Dhaandhoo	37,050,000	
Min. Ntnl. Plan. Housing&infra	P-REC016-001	Land Reclamation - GDh.Madaveli	12,350,000	
Min. Ntnl. Plan. Housing&infra	P-REC017-001	Land Reclamation & Revetment- S.Maradhoo	25,052,721	
Min. Ntnl. Plan. Housing&infra	P-REC018-001	R. Alifushi 10 Hector Land Reclamation	3,705,000	
Min. Ntnl. Plan. Housing&infra	P-REC019-001	Land Rec. & Revetment - S.Maradhooofeydhoo	10,000,000	
Min. Ntnl. Plan. Housing&infra	P-REC023-001	Gulhifalhu Reclamation		
Min. Ntnl. Plan. Housing&infra	P-ROD001-001	Road Construction - HA.Kelaa	13,250,000	



Government of Maldives
Consolidated Financial Statements

Min. Ntnl. Plan. Housing&infra	P-ROD002-001	Road Construction - R.Hulhuduffaar	5,825,000	
Min. Ntnl. Plan. Housing&infra	P-ROD003-001	Road Construction - B.Eydhafushi	17,150,000	5,186,952
Min. Ntnl. Plan. Housing&infra	P-ROD004-001	Est.Causeway - M.Muli/M.Naalaafushi	2,675,000	
Min. Ntnl. Plan. Housing&infra	P-ROD005-001	Road Construction - Th.Guraidhoo	8,975,000	
Min. Ntnl. Plan. Housing&infra	P-ROD006-001	Est. Causeway- Th.Veymandhoo/Th.Kinbidhoo	2,600,000	
Min. Ntnl. Plan. Housing&infra	P-ROD007-001	Road Construction - Th.Thimarafushi	13,850,000	
Min. Ntnl. Plan. Housing&infra	P-ROD008-001	Road Construction - L.Gan	16,850,000	
Min. Ntnl. Plan. Housing&infra	P-ROD009-001	Estb.Causeway - L.Kalaidhoo/L.Dhanbidhoo	2,600,000	
Min. Ntnl. Plan. Housing&infra	P-ROD010-001	Estab.Causeway - L.Hithadhoo/L.Mendhoo	2,750,000	
Min. Ntnl. Plan. Housing&infra	P-ROD011-001	Estab.Causeway - L.Kunahandhoo/L.Mendhoo	2,300,000	
Min. Ntnl. Plan. Housing&infra	P-ROD012-001	Road Construction - GDh.Gaddhoo	13,550,000	
Min. Ntnl. Plan. Housing&infra	P-ROD013-001	Road Construction - Fuvahmulah City	24,875,000	49,862,252
Min. Ntnl. Plan. Housing&infra	P-ROD014-001	Road Construction - S.Hithadhoo	34,000,000	
Min. Ntnl. Plan. Housing&infra	P-ROD015-001	Insatll Road Speed Breakers-Kulhudhufushi	500,000	
Min. Ntnl. Plan. Housing&infra	P-ROD016-001	Road Construction - R. Alifushi	2,000,000	
Min. Ntnl. Plan. Housing&infra	P-ROD017-001	Road Construction - M.Mulah	1,500,000	
Min. Ntnl. Plan. Housing&infra	P-ROD018-001	Road Construction - L. Fonadhoo	2,500,000	4,872,524
Min. Ntnl. Plan. Housing&infra	P-ROD019-001	Road Construction - GA. Kolamaafushi	2,000,000	
Min. Ntnl. Plan. Housing&infra	P-ROD020-001	Road Construction - S. Hulhudhoo	10,000,000	7,093,285
Min. Ntnl. Plan. Housing&infra	P-ROD021-001	Road Construction - S. Maradhoo	10,000,000	
Min. Ntnl. Plan. Housing&infra	P-ROD022-001	Road Construction - S. Maradhoofeydhoo	5,000,000	
Min. Ntnl. Plan. Housing&infra	P-ROD023-001	Road Construction - S. Meedhoo	10,000,000	
Min. Ntnl. Plan. Housing&infra	P-ROD024-001	Road Construction - S. Feydhoo	10,000,000	
Min. Ntnl. Plan. Housing&infra	P-ROD025-001	Road Const.Airport to Habor-Faresmathoda	2,750,000	
Min. Ntnl. Plan. Housing&infra	P-ROD026-001	Causeway to Airport - GDh.Faresmaathodaa	2,300,000	
Min. Ntnl. Plan. Housing&infra	P-ROD028-001	Development of Roads - R. Meedhoo		133,190
Min. Ntnl. Plan. Housing&infra	P-SAN002-001	Sewerage System - HDh.Finey		
Min. Ntnl. Plan. Housing&infra	P-SAN011-001	Sanitation in 5 islands		42,803
Min. Ntnl. Plan. Housing&infra	P-SAN012-001	Dev. Of Sewerage System - AA. Ukulhas		
Min. Ntnl. Plan. Housing&infra	P-SAN013-001	Dev. Of Sewerage System - K. Kaashidhoo		
Min. Ntnl. Plan. Housing&infra	P-SAN014-001	Dev. Of Sewerage System - R. Maakurathu		
Min. Ntnl. Plan. Housing&infra	P-SAN015-001	Dev. Of Sewerage System - L. Maavah		
Min. Ntnl. Plan. Housing&infra	P-SAN016-001	Dev. Of Sewerage System - HA. Utheemu		
Min. Ntnl. Plan. Housing&infra	P-SAN017-001	Dev. Of Sewerage System - R. Rasmaadhoo		
Min. Ntnl. Plan. Housing&infra	P-SAN018-001	Dev. Of Sewerage System - F. Fecali		
Min. Ntnl. Plan. Housing&infra	P-SAN019-001	Dev. Of Sewerage System - HA. Baarah		
Min. Ntnl. Plan. Housing&infra	P-SAN020-001	Dev. Of Sewerage System - F. Bileidhoo		



Government of Maldives

Consolidated Financial Statements

Min. Ntnl. Plan. Housing&infra	P-SAN021-001	Dev. Of Sewerage System - GDh. Madaveli		
Min. Ntnl. Plan. Housing&infra	P-SAN022-001	Dev. Of Sewerage System - AA. Mathiveri		
Min. Ntnl. Plan. Housing&infra	P-SAN023-001	Dev. Of Sewerage System- GA.Gemanafushi		
Min. Ntnl. Plan. Housing&infra	P-SAN024-001	Dev. Of Sewerage System - R. Innamaadhoo		
Min. Ntnl. Plan. Housing&infra	P-SAN025-001	Dev. Of Sewerage System - GA. Maamendhoo		
Min. Ntnl. Plan. Housing&infra	P-SAN026-001	Dev. Of Sewerage System - N. Henbadhoo		
Min. Ntnl. Plan. Housing&infra	P-SAN027-001	Dev. Of Sewerage System - HA. Muraidhoo		
Min. Ntnl. Plan. Housing&infra	P-SAN028-001	Prov. WaterSupply,Sani.&WasteMgmt- OFID-P2		(80,752)
Min. Ntnl. Plan. Housing&infra	P-SOC007-001	Development of Artificial Beach		7,912,912
Min. Ntnl. Plan. Housing&infra	P-SOC008-001	Const. of Multi Storey Parking - Male'	62,500,000	
Min. Ntnl. Plan. Housing&infra	P-SPT038-001	Development of Futsal arena on 67 Island		1,251,066
Min. Ntnl. Plan. Housing&infra	P-WAS001-001	Water and Sewerage System - HA.Maarendhoo		
Min. Ntnl. Plan. Housing&infra	P-WAS004-001	Water and Sewerage System - HDh.Kumundhoo		112,489
Min. Ntnl. Plan. Housing&infra	P-WAS005-001	Water and Sewerage System- Sh.Maungoodhoo		
Min. Ntnl. Plan. Housing&infra	P-WAS007-001	Water and Sewerage System -Sh.Maroshi		
Min. Ntnl. Plan. Housing&infra	P-WAS008-001	Water and Sewerage System - N.Lhohi		
Min. Ntnl. Plan. Housing&infra	P-WAS012-001	Water and Sewerage System- Kendhikulhudhoo		8,877,547
Min. Ntnl. Plan. Housing&infra	P-WAS014-001	Water and Sewerage System - R.Vaadhoo		
Min. Ntnl. Plan. Housing&infra	P-WAS015-001	Water and Sewerage System - R.Rasgetheemu		
Min. Ntnl. Plan. Housing&infra	P-WAS016-001	Water and Sewerage System - R.Inguraidhoo		
Min. Ntnl. Plan. Housing&infra	P-WAS017-001	Water and Sewerage System - R.Fainu		102,708
Min. Ntnl. Plan. Housing&infra	P-WAS019-001	Water and Sewerage System - B.Maalhoo		
Min. Ntnl. Plan. Housing&infra	P-WAS020-001	Water and Sewerage System - B.Hithaadhoo		
Min. Ntnl. Plan. Housing&infra	P-WAS023-001	Water and Sewerage System - B.Kamadhoo		78,253
Min. Ntnl. Plan. Housing&infra	P-WAS024-001	Water and Sewerage System - Lh.Kurendhoo		
Min. Ntnl. Plan. Housing&infra	P-WAS025-001	Water and Sewerage System -Olhuvelifushi		102,708
Min. Ntnl. Plan. Housing&infra	P-WAS027-001	Water and Sewerage System - AA.Feridhoo		92,926
Min. Ntnl. Plan. Housing&infra	P-WAS030-001	Water and Sewerage System - ADh.Dhiidhoo		
Min. Ntnl. Plan. Housing&infra	P-WAS031-001	Water and Sewerage System - Kunburudhoo		
Min. Ntnl. Plan. Housing&infra	P-WAS035-001	Water and Sewerage System - V.Keyodhoo		
Min. Ntnl. Plan. Housing&infra	P-WAS039-001	Water and Sewerage System -Th.Kinbidhoo		5,753,242
Min. Ntnl. Plan. Housing&infra	P-WAS040-001	Water and Sewerage System - Th.Vandhoo		3,122,779
Min. Ntnl. Plan. Housing&infra	P-WAS041-001	Water and Sewerage System - Th.Thakandhoo		
Min. Ntnl. Plan. Housing&infra	P-WAS042-001	Water and Sewerage System - L.Kunahandhoo		102,708
Min. Ntnl. Plan. Housing&infra	P-WAS043-001	Water and Sewerage System - L.Hithadhoo		105,153
Min. Ntnl. Plan. Housing&infra	P-WAS044-001	Water and Sewerage System - GA.Dhevvdhoo		100,262
Min. Ntnl. Plan. Housing&infra	P-WAS045-001	Water and Sewerage System - Kanduhulhudoo		



Government of Maldives

Consolidated Financial Statements

Min. Ntnl. Plan. Housing&infra	P-WAS046-001	Water and Sewerage System - GA.Nilandhoo		
Min. Ntnl. Plan. Housing&infra	P-WAS049-001	Water and Sewerage Network - HA.Uligamu	5,416,251	
Min. Ntnl. Plan. Housing&infra	P-WAS050-001	Water and Sewerage Network - Hirimaradhoo		
Min. Ntnl. Plan. Housing&infra	P-WAS054-001	Water and Sewerage Network - Sh.Komandoo		
Min. Ntnl. Plan. Housing&infra	P-WAS056-001	Water and Sewerage Network - K.Gulhi		
Min. Ntnl. Plan. Housing&infra	P-WAS057-001	Water and Sewerage Network - AA.Himandhoo		
Min. Ntnl. Plan. Housing&infra	P-WAS059-001	Water and Sewerage Network - M.Naalafushi		
Min. Ntnl. Plan. Housing&infra	P-WAS060-001	Water and Sewerage Network - GDh.Nadellaa		
Min. Ntnl. Plan. Housing&infra	P-WAS061-001	Dev. Of water & Sewerage syst - Fuvamula	33,177	
Min. Ntnl. Plan. Housing&infra	P-WAS062-001	Dev. Of water & Sewerage syst - Addu		
Min. Ntnl. Plan. Housing&infra	P-WAS063-001	Dev. Of Sewerage System - N. Landhoo		
Min. Ntnl. Plan. Housing&infra	P-WAS064-001	Dev. Of Sewerage System - Adh. Omadhoo		
Min. Ntnl. Plan. Housing&infra	P-WAS065-001	Dev. Of Sewerage Sys.- Adh.Hangnaameedhoo		
Min. Ntnl. Plan. Housing&infra	P-WAS066-001	Dev. Of Sewerage System - Sh. Feevah		
Min. Ntnl. Plan. Housing&infra	P-WAS070-001	Water & Severage System- F. Magoodhoo	4,724,526	
Min. Ntnl. Plan. Housing&infra	P-WAS071-001	Water & Sewerage System-HA. Vashafaru	95,371	
Min. Ntnl. Plan. Housing&infra	P-WAS072-001	Water & Sewerage System- M.Raiymandhoo	105,153	
Min. Ntnl. Plan. Housing&infra	P-WAT001-001	Water Supply System - HA.Muraidhoo		
Min. Ntnl. Plan. Housing&infra	P-WAT003-001	Water Supply System - HA.Filladhoo		
Min. Ntnl. Plan. Housing&infra	P-WAT006-001	Water Supply System - HDh.Nolhivaram	3,790,441	
Min. Ntnl. Plan. Housing&infra	P-WAT007-001	Water Supply System - Sh.Narudhoo		
Min. Ntnl. Plan. Housing&infra	P-WAT009-001	Water Supply System - Sh.Kanditheemu		
Min. Ntnl. Plan. Housing&infra	P-WAT010-001	Water Supply System - N.Holhudhoo		
Min. Ntnl. Plan. Housing&infra	P-WAT012-001	Water Supply System - R.AliFushi	3,301,132	
Min. Ntnl. Plan. Housing&infra	P-WAT013-001	Water Supply System- R.Innamaadhoo		
Min. Ntnl. Plan. Housing&infra	P-WAT014-001	Water Supply System - AA.Mathiveri		
Min. Ntnl. Plan. Housing&infra	P-WAT015-001	Water Supply System- ADh.Omadhoo		
Min. Ntnl. Plan. Housing&infra	P-WAT017-001	Water Supply System - Th.Dhiyamigili		
Min. Ntnl. Plan. Housing&infra	P-WAT019-001	Water Supply System - K.Hinmafushi		
Min. Ntnl. Plan. Housing&infra	P-WAT025-001	Dev. Of Water Supply Sys. - HA. Dhihdhoo		
Min. Ntnl. Plan. Housing&infra	P-WAT026-001	Dev. Of Water Supply Sys. - K. Guraidhoo		
Min. Ntnl. Plan. Housing&infra	P-WAT027-001	Dev. Of Water Supply Sys. - L. Fonadhoo		
Min. Ntnl. Plan. Housing&infra	P-WAT028-001	Dev. Of Water Spplly Sys.-Th.Thimarafushi	45,689	
Min. Ntnl. Plan. Housing&infra	P-WAT029-001	Dev. Of Water Supply Sys.-Adh.Dhangethi	(70,193)	
Min. Ntnl. Plan. Housing&infra	P-WAT030-001	Dev. Of Water Supply System-F. Nilandhoo		
Min. Ntnl. Plan. Housing&infra	P-WAT032-001	A.Dh Fenfushi Water Supply System	68,472	
Min. Ntnl. Plan. Housing&infra	P-WAT033-001	Dev. Of Water Supply System - Maavah	3,162,494	
Total			1,499,249,057.00	968,244,273.71



Government of Maldives
Consolidated Financial Statements


Regional Airports	P-AIR001-001	Upgrading of Int.Airport - Hanimaadhoo	1,500,000	
Regional Airports	P-AIR002-001	Airport Development Study - HDh.Makunudhoo	500,000	
Regional Airports	P-AIR003-001	Establishment of Airport - M.Muli	39,850,000	
Regional Airports	P-RAP002-002	GDh.Faresmaadhoo Airport with Reclam.	40,320,000	71,657,907
Regional Airports	P-RAP002-003	HDh.Kulhudhufushi Airport with Reclam.	5,764,461	16,178,065
Regional Airports	P-RAP002-004	Sh.Funadhoo Airport with Reclam.	2,751,652	12,011,006
Regional Airports	P-RAP002-006	Dev. of GDh.Maavarulu Airport	3,539,825	30,709,365
Regional Airports	P-RAP002-007	Construction of HA.Maafinolhu Airport	90,000,000	105,812,977
Regional Airports	P-REC020-001	Land Rec.for Airport Devmnt -F.Nilandhoo	5,000,000	
Total			189,225,938.00	236,369,320.55
Ministry of Environment	P-CPT002-001	Coastal Protection - Sh.Milandhoo	5,000,000	
Ministry of Environment	P-CPT003-001	Coastal Protection - ADh.Omadhoo	3,000,000	
Ministry of Environment	P-CPT004-001	Coastal Protection - M.Dhiggaru	3,000,000	
Ministry of Environment	P-CPT005-001	Coastal Protection - F.Bilehdhoo	3,000,000	
Ministry of Environment	P-CPT006-001	Coastal Protection - Th.Vandhoo	1,000,000	
Ministry of Environment	P-CPT007-001	Coastal Protection - GDh.Rathafandhoo	2,000,000	
Ministry of Environment	P-CPT008-001	Coastal Protection (Study)- S.Meedhoo	1,000,000	
Ministry of Environment	P-CPT009-001	Coastal Protection - HA. Uligamu	1,500,000	
Ministry of Environment	P-CPT010-001	Coastal Protection - HDh. Hanimaadhoo	1,000,000	
Ministry of Environment	P-CPT011-001	Coastal Protection - Lh.Kurendhoo	2,500,000	3,080
Ministry of Environment	P-CPT012-001	Coastal Protection - Lh.Olhuvelifushi	2,500,000	
Ministry of Environment	P-CPT013-001	Coastal Protection - K.Dhiffushi	2,000,000	
Ministry of Environment	P-CPT014-001	Coastal Protection - M.Kolhufushi	1,500,000	
Ministry of Environment	P-CPT015-001	Coastal Protection - M. Mulah	1,000,000	
Ministry of Environment	P-CPT016-001	Coastal Protection - Th. Buruni	3,000,000	
Ministry of Environment	P-CPT017-001	Coastal Protection - GA.Gemanafushi	1,000,000	
Ministry of Environment	P-CPT018-001	Coastal Protection - S. Hithadhoo	3,000,000	
Ministry of Environment	P-DRG001-001	Estab.of a Drainage System - S.Hithadhoo	3,000,000	
Ministry of Environment	P-DRG002-001	Estab.of a Drainage System - S.Hulhudhoo	3,000,000	
Ministry of Environment	P-DRG003-001	Estab. of a Drainage System - S.Maradhoo	3,000,000	
Ministry of Environment	P-DRG004-001	Estb.of a Drainage Systm -Maradoofeydhoo	2,000,000	
Ministry of Environment	P-DRG005-001	Estab.of a Drainage System - S. Meedhoo	2,000,000	
Ministry of Environment	P-HBR056-001	Upgrading of Harbour Quay Wall - R.Vandhoo	9,500,000	1,799,930
Ministry of Environment	P-HTE009-002	Ha.Utheemu sewerage system	4,040,056	
Ministry of Environment	P-HTE009-039	Ga.Maamendhoo sewerage system	18,589,301	
Ministry of Environment	P-HTE009-048	N.Landhoo Sewerage System	3,727,339	
Ministry of Environment	P-HTE009-049	R.Rasmaadhoo sewerage system	2,643,778	
Ministry of Environment	P-HTE009-052	R.Maakurathu sewerage system	5,869,927	1,197,785
Ministry of Environment	P-HTE009-055	AA.Mathiveri sewerage system	24,827,076	



Government of Maldives

Consolidated Financial Statements

Ministry of Environment	P-HTE009-066	Gn. Fuvahmulah Water and Sewerage System	7,273,228	127,466
Ministry of Environment	P-HTE009-068	F.Nilandhoo-Water Supply System	20,867,662	
Ministry of Environment	P-HTE009-076	L.Maavah sewerage system	6,518,484	1,030,608
Ministry of Environment	P-HTE009-077	Ga.Gemanafushi sewerage system	18,911,494	
Ministry of Environment	P-HTE009-079	K.Gaafaru Water and sewerage system	10,244,585	
Ministry of Environment	P-HTE009-080	K.Kaashidhoo sewerage system	8,633,129	1,185,186
Ministry of Environment	P-HTE009-082	Ha.Muraidhoo sewerage system	23,020,604	
Ministry of Environment	P-HTE009-083	Sh.Feevaku Sewerage System	23,547,989	
Ministry of Environment	P-HTE009-086	N.Henbadhoo sewerage system	800,000	
Ministry of Environment	P-HTE009-087	AA.Ukulhas sewerage system	2,703,000	
Ministry of Environment	P-HTE009-090	Sewerage System - A.Dh.Hanyaameedhoo	3,235,838	544,905
Ministry of Environment	P-HTE009-091	F.Bileidhoo sewerage system	27,576,736	
Ministry of Environment	P-HTE009-092	F.Feeali sewerage system	3,859,763	19,800
Ministry of Environment	P-HTE009-094	Sewerage Syst 5 island(Local comp. IDB)	13,602,620	40,728
Ministry of Environment	P-HTE009-100	Water System in Addu City	8,600,000	
Ministry of Environment	P-HTE023-100	Prov.WaterSupply,Sani.&WasteMgmt-OFID-P2	48,247,227	229,911
Ministry of Environment	P-HTE047-014	Protection of soil erosion -Th.Kandoodho	398,433	(3,598,252)
Ministry of Environment	P-HTE047-016	Protection of soil erosion - Th.Veymando	163,403	
Ministry of Environment	P-MEE001-109	Climate Vulnerability & Risk Assessment		21,668
Ministry of Environment	P-MEE001-110	Green Climate Fund	1,000,000	(24,470)
Ministry of Environment	P-MEE001-111	Zone 7 Abu Dhabi Fund Prjcts	7,000,000	83,566
Ministry of Environment	P-MEE001-112	Greater Male' Environ, Ren.Energy Prj	16,861,307	(211,080)
Ministry of Environment	P-MEE001-114	Maldives Clean Environment Project	785,000	83,282
Ministry of Environment	P-MEE002-005	Waste management Project - R.Ungoofaar	350,000	
Ministry of Environment	P-MEE002-017	LandReclam&Revetment-ThilafushiWasteMgmt	5,276,800	51,998,731
Ministry of Environment	P-MEE002-018	Region. Waste Mgmt Prjt-Zone1/OFID-P2	2,219,769	57,356
Ministry of Environment	P-MEE002-019	Prov. of Waste Mgmt Equipments (Zone1)	4,000,000	2,108,230
Ministry of Environment	P-MEE002-020	Waste Collection Yard - N.Maafaru	52,976	435,975
Ministry of Environment	P-MEE002-021	Waste Collection Yard-HDh.Nolhivaranfaru	477,714	
Ministry of Environment	P-MEE002-022	Waste Collection Yard - F.Magoodhoo	58,246	232,984
Ministry of Environment	P-MEE002-023	Waste Collection Yard - Dh.Rinbudhoo	58,157	58,157
Ministry of Environment	P-MEE002-024	Waste Collection Yard - Th.Vandhoo	59,665	
Ministry of Environment	P-MEE002-025	Waste Collection Yard - HA.Hoarafushi	353,763	47,688
Ministry of Environment	P-MEE002-027	Waste Collection Yard - HA.Kelaa	649,318	
Ministry of Environment	P-MEE002-029	Waste Collection Yard - V.Fulidhoo	54,555	
Ministry of Environment	P-MEE002-030	Estab. Incinerator - K.Thilafushi	5,643,325	
Ministry of Environment	P-MEE005-002	Estab. Drainage System - S.Feydhoo	2,000,000	1,937,235



Government of Maldives

Consolidated Financial Statements

Ministry of Environment	P-MEE005-004	SewerageSystem - GDh.Madaveli	25,629,313	
Ministry of Environment	P-MEE005-006	SewerageSystem - R.Innamaadhoo	23,286,274	
Ministry of Environment	P-MEE007-001	Ha.Baarashu sewerage system	2,417,984	
Ministry of Environment	P-MEE015-004	RO Plant & Water Storage Tank- AA.Rasdhoo	2,240,000	
Ministry of Environment	P-MEE015-006	Estb. Community Water Storage Systems	4,244,619	36,348
Ministry of Environment	P-MEE016-001	Water Supply System - K. Guraidhoo	2,524,561	
Ministry of Environment	P-MEE018-001	L.Fonadhoo Water Supply System	2,356,960	
Ministry of Environment	P-MEE019-001	Water Supply System - Th.Thimarafushi	3,104,689	
Ministry of Environment	P-MEE020-001	ADh. Dhangethi Water Supply System	2,643,130	
Ministry of Environment	P-MEE024-001	ADh.Omadhoo Sewerage System	3,707,921	
Ministry of Environment	P-MEE026-001	HA.Dhidhdhoo Water Supply System	2,638,000	
Ministry of Environment	P-MEE030-001	Coastal Protection-Gn.Fuvamulah-OREO Prj	7,000,000	107,050
Ministry of Environment	P-MEE034-001	Prtection frm Soil Erosion-Dh.Maaenboodhu	153,231	
Ministry of Environment	P-MEE054-001	Prj for Prov. Water in Northeast Monsoon	3,000,000	1,811,346
Ministry of Environment	P-MEE061-100	Climate Change Adaptation Project		447,973
Ministry of Environment	P-MEE062-100	Outer Islands Sustainable Energy Dvlpmnt		357,723
Ministry of Environment	P-MEE063-100	OuterIslandWaterSupply&SewerageFacility	1,579,076	
Ministry of Environment	P-MEE074-001	Upgrad.Waste Collection Yard- B.Kamadhoo	59,999	331,337
Ministry of Environment	P-MEE083-001	Reg.WasteMngmt System - Addu&Fuvahmulah	14,297,061	1,147,321
Ministry of Environment	P-MEE084-001	Reg.WasteMngmt System - Huvadhu Atoll	10,538,437	3,841,924
Ministry of Environment	P-MEE098-001	Estab.Drainage System in N.Holhudhoo	4,762,548	
Ministry of Environment	P-MEE100-001	Estab.Drainage System in GDh.Thinadhoo	5,200,000	
Ministry of Environment	P-MEE102-001	Water Supply System - HDh.Naivaadhoo	2,199,901	
Ministry of Environment	P-MEE103-001	Water Supply System - Adh.Hanyaameedhoo	2,547,236	
Ministry of Environment	P-SAN002-001	Sewerage System - HDh.Finey	15,000,000	
Ministry of Environment	P-SAN004-001	Sewerage Systm for new Stlmnts-Funadhoo	2,965,486	
Ministry of Environment	P-SAN010-001	Sewerage System - ADh.Fenfushi	10,000,000	
Ministry of Environment	P-WAS001-001	Water and Sewerage System - HA.Maarandhoo	2,000,000	
Ministry of Environment	P-WAS002-001	Water and Sewerage System - HDh.Kurinbi	3,183,848	
Ministry of Environment	P-WAS005-001	Water and Sewerage System- Sh.Maungoodhoo	8,561,420	
Ministry of Environment	P-WAS007-001	Water and Sewerage System -Sh.Maroshi	5,053,168	
Ministry of Environment	P-WAS008-001	Water and Sewerage System - N.Lhohi	2,896,860	
Ministry of Environment	P-WAS009-001	Water and Sewerage System - N.Foddhoo	2,891,924	
Ministry of Environment	P-WAS010-001	Water and Sewerage System - N.Kudafaree	5,425,103	
Ministry of Environment	P-WAS011-001	Water and Sewerage System - N.Maalhendhoo	7,304,883	
Ministry of Environment	P-WAS013-001	Water and Sewerage System - Angolhitheemu	2,134,520	
Ministry of Environment	P-WAS014-001	Water and Sewerage System - R.Vaadhoo	4,590,762	



Government of Maldives
Consolidated Financial Statements

Ministry of Environment	P-WAS015-001	Water and Sewerage System - R.Rasgetheemu	5,716,620
Ministry of Environment	P-WAS016-001	Water and Sewerage System - R.Inguraidhoo	4,120,863
Ministry of Environment	P-WAS019-001	Water and Sewerage System - B.Maalhoo	2,402,581
Ministry of Environment	P-WAS020-001	Water and Sewerage System - B.Hithaadhoo	7,817,550
Ministry of Environment	P-WAS021-001	Water and Sewerage System - B.Kendhoo	3,069,836
Ministry of Environment	P-WAS022-001	Water and Sewerage System - Dharavandhoo	7,887,916
Ministry of Environment	P-WAS024-001	Water and Sewerage System - Lh.Kurendhoo	3,500,000
Ministry of Environment	P-WAS026-001	Water and Sewerage System - AA.Maalhoo	4,882,279
Ministry of Environment	P-WAS028-001	Water and Sewerage System - AA.Thoddoo	8,690,874
Ministry of Environment	P-WAS029-001	Water and Sewerage System - ADh.Dhigurah	2,885,092
Ministry of Environment	P-WAS030-001	Water and Sewerage System - ADh.Dhiidhoo	2,168,158
Ministry of Environment	P-WAS031-001	Water and Sewerage System - Kunburudhoo	5,244,162
Ministry of Environment	P-WAS034-001	Water and Sewerage System - V.Felidhoo	2,524,190
Ministry of Environment	P-WAS035-001	Water and Sewerage System - V.Keyodhoo	3,077,311
Ministry of Environment	P-WAS036-001	Water and Sewerage System - Dharanboodhoo	4,651,076
Ministry of Environment	P-WAS037-001	Water and Sewerage System - Dh.Bandidhoo	3,822,162
Ministry of Environment	P-WAS038-001	Water and Sewerage System - Th.Gaadhifushi	3,314,120
Ministry of Environment	P-WAS045-001	Water and Sewerage System - Kanduhulhudoo	5,927,718
Ministry of Environment	P-WAS046-001	Water and Sewerage System - GA.Nilandhoo	6,550,960
Ministry of Environment	P-WAS047-001	Water and Sewerage System - GDh.Vaadhoo	3,406,830
Ministry of Environment	P-WAS048-001	Water and Sewerage System - GDh.Fiyoaree	3,508,824
Ministry of Environment	P-WAS050-001	Water and Sewerage Network - Hirimaradhoo	3,500,000
Ministry of Environment	P-WAS051-001	Water and Sewerage Network - Nellaidhoo	3,500,000
Ministry of Environment	P-WAS052-001	Water and Sewerage Network - Vaikaradhoo	2,000,000
Ministry of Environment	P-WAS053-001	Water and Sewerage Network - Makunudhoo	3,000,000
Ministry of Environment	P-WAS054-001	Water and Sewerage Network - Sh.Komandoo	3,500,000
Ministry of Environment	P-WAS055-001	Water and Sewerage Network - Sh.Feydhoo	3,000,000
Ministry of Environment	P-WAS056-001	Water and Sewerage Network - K.Gulhi	3,500,000
Ministry of Environment	P-WAS057-001	Water and Sewerage Network - AA.Himandhoo	2,500,000
Ministry of Environment	P-WAS058-001	Water and Sewerage Network - ADh.Mandhoo	2,000,000
Ministry of Environment	P-WAS059-001	Water and Sewerage Network - M.Naalafushi	3,500,000
Ministry of Environment	P-WAS060-001	Water and Sewerage Network - GDh.Nadellaa	2,000,000
Ministry of Environment	P-WAT001-001	Water Supply System - HA.Muraidhoo	2,396,043
Ministry of Environment	P-WAT002-001	Water Supply System - HA.Thakandhoo	1,950,636
Ministry of Environment	P-WAT003-001	Water Supply System - HA.Filladhoo	2,853,709
Ministry of Environment	P-WAT005-001	Water Supply System - HDh.Finey	2,191,728
Ministry of Environment	P-WAT007-001	Water Supply System - Sh.Narudhoo	2,502,287



Government of Maldives

Consolidated Financial Statements

Ministry of Environment	P-WAT009-001	Water Supply System - Sh.Kanditheemu	4,999,016	
Ministry of Environment	P-WAT010-001	Water Supply System - N.Holhudhoo	4,805,449	
Ministry of Environment	P-WAT013-001	Water Supply System- R.Innamaadhoo	2,396,043	
Ministry of Environment	P-WAT014-001	Water Supply System - AA.Mathiveri	2,861,881	
Ministry of Environment	P-WAT015-001	Water Supply System- ADh.Omadhoo	3,975,643	
Ministry of Environment	P-WAT016-001	Water Supply System - V.Rakeedhoo	843,249	
Ministry of Environment	P-WAT017-001	Water Supply System - Th.Dhiyamigili	2,796,501	
Ministry of Environment	P-WAT019-001	Water Supply System - K.Hinmafushi	9,353,540	
Ministry of Environment	P-WAT020-001	Water Supply System -Sh.Feevah	1,000,000	
Ministry of Environment	P-WAT021-001	Water Supply System - N.Henbadhoo	2,500,000	
Ministry of Environment	P-WAT022-001	Water Supply System - M.Kolhufushi	2,000,000	
Ministry of Environment	P-WAT023-001	Water Supply System - L.Maamendhoo	2,000,000	
Ministry of Environment	P-WST001-001	Establishment of Waste Yard - HA.Baarah	600,000	
Ministry of Environment	P-WST002-001	Waste Mngmnt Centre - L.Dhanbidhoo	600,000	
Ministry of Environment	P-WST003-001	Upgrade Waste Mngmt Centre - GA.Villingil	2,000,000	
Ministry of Environment	P-WST004-001	Waste Management Centre - HDh.Nellaidhoo	500,000	
Total			774,736,028.00	67,491,488.92
Min. Fisheries, M. R. & Agri.	P-MFA009-004	Maldives Sustainable Fisheries Dev Prjt	12,000,000	
Min. Fisheries, M. R. & Agri.	P-MFA020-100	Mariculture Enterprise Dev Project	4,000,000	3,649,081
Total			16,000,000.00	3,649,081.31
Min. of Islamic Affairs	P-MIA001-058	Construction of a Mosque-G.Dh Rathafandu		305,493
Min. of Islamic Affairs	P-MIA001-065	Construction of mosque - Ga.Devvadhoo	139,702	592,528
Min. of Islamic Affairs	P-MIA001-067	Construction of mosque - Gdh.Gadhdhoo	235,562	
Min. of Islamic Affairs	P-MIA001-069	Construction of mosque -Sh.Feydhoo	332,120	284,999
Min. of Islamic Affairs	P-MIA001-070	Construction of a mosque in R.Rasgetheem	322,439	322,439
Min. of Islamic Affairs	P-MIA001-078	Construction of mosque in L.Kalaidhoo	2,000,000	787,850
Min. of Islamic Affairs	P-MIA001-088	Construction of mosque in Ga.Nilandhoo		148,792
Min. of Islamic Affairs	P-MIA001-093	N.Maalhendhoo Mosque- Saudi Fund LC		107,335
Min. of Islamic Affairs	P-MIA003-001	Mosq Cons. R. Meedhoo (Saudi Prince-LC)	278,905	
Min. of Islamic Affairs	P-MIA004-001	MosqCons. F.Dharaboodhoo(SaudiPrince-LC)	969,623	
Min. of Islamic Affairs	P-MIA005-001	MosqCons. HDh.Naivaadhoo(SaudiPrince-LC)	226,936	
Min. of Islamic Affairs	P-MIA006-001	Const. of L.Maabaidhoo Mosque	174,418	
Min. of Islamic Affairs	P-MIA007-001	Mosq Cons. Dh.Meedhoo(Saudi Prince-LC)	164,233	
Min. of Islamic Affairs	P-MIA008-001	Mosq Cons. Adh.Omadhoo(Saudi Prince-LC)	210,918	
Min. of Islamic Affairs	P-MIA009-001	Mosq Cons. GDh.Vaadhoo(Saudi Prince-LC)	455,150	389,763
Min. of Islamic Affairs	P-MIA010-001	Mosq Cons. GA.Vilingili(Saudi Prince-LC)	242,291	
Min. of Islamic Affairs	P-MIA011-001	Const. of B.Dhonfanu Mosque		146,100
Min. of Islamic Affairs	P-MIA012-001	Mosq Cons. Lh.Naifaru(Saudi Prince-LC)	780,652	229,814



Government of Maldives

Consolidated Financial Statements

Min. of Islamic Affairs	P-MIA016-001	Const of Islamic Center in R.Ugoofaaru	3,677,946	4,717,520
Min. of Islamic Affairs	P-MIA020-001	Construction of mosque at L.Fonadhoo		225,003
Min. of Islamic Affairs	P-MSQ001-001	Construction of a Mosque - N.Magoodhoo		634,842
Min. of Islamic Affairs	P-MSQ002-001	Const.of Mosque Boundary Wall - L.Mundoo	373,289	
Min. of Islamic Affairs	P-MSQ006-001	Construction of Mosque - R. Vaadhoo	1,000,000	746,700
Min. of Islamic Affairs	P-MSQ007-001	Const.of Mosque - AA.Bodufulhadhoo	3,000,000	680,009
Min. of Islamic Affairs	P-MSQ008-001	Upgrading of Masjidhul Hudha - Fuvahmulah	2,000,000	15,900
Min. of Islamic Affairs	P-MSQ009-001	Const.of Islamic Centre - F. Nilandhoo	1,000,000	
Min. of Islamic Affairs	P-MSQ010-001	Inst.of Dome in Gadhifushi Mosque	300,000	
Min. of Islamic Affairs	P-MSQ011-001	Upgrading of Friday Mosque - S.Hithadhoo	500,000	
Min. of Islamic Affairs	P-MSQ012-001	Upgrading of Zikura Mosque - S.Hithadhoo	200,000	
Min. of Islamic Affairs	P-SOC001-001	Estb.of Centre For Holy Quran-Fuvahmulah	2,400,000	34,500
Total			20,984,184.00	10,369,586.38
Peoples Majlis	P-MAJ001-001	Const of Office Building-People's Majlis	21,797,576	5,557,283
Total			21,797,576.00	5,557,283.16
Dept. of Judicial Admin.	P-JAS001-011	Const of L. Gan Island Court (3Wards)		102,204
Dept. of Judicial Admin.	P-JAS001-012	Construction of N.Kendhikulhudu Court		144,765
Dept. of Judicial Admin.	P-JAS001-022	Const.of Majistrate court - Gdh.Thinadhoo		291,851
Total				538,819.82
Department of Heritage	P-SOC003-001	Upgrade Uthymu B.thakrufn Hadhany Markaz	2,000,000	246,371
Total			2,000,000.00	246,370.66
Ministry of Finance	P-HOU010-002	SIFCO / POLCO Housing		319,674,810
Ministry of Finance	P-MFT008-003	Digital Terrestrial Network Dev. Project	26,465,323	11,547,819
Total			26,465,323.00	331,222,629.64
Local Government Authority	P-FIS001-001	Const.of Fish Market - Villimale	3,300,000	
Local Government Authority	P-FIS002-001	Const.of Fish Market - HDh.Vaikaradhoo	1,000,000	8,480
Local Government Authority	P-FIS005-001	Construction of Fish Market - Villimale'		31,800
Local Government Authority	P-LCL001-001	Const.of Council Office - K.Huraa	1,722,000	776,539
Local Government Authority	P-LCL002-001	Const.of Council Office - L.Isdhoo	1,722,000	1,031,353
Local Government Authority	P-LCL003-001	Const.of Council Office - GA.Kondey	1,722,000	688,713
Local Government Authority	P-LCL004-001	Upgrade Council Building -Kulhudhuffushi	500,000	303,050
Local Government Authority	P-LCL005-001	Const.of Council Building - Lh. Naifaru	2,000,000	880,118
Local Government Authority	P-LCL006-001	Const.of Council Building- Kudahuvadhoo	2,000,000	10,600
Local Government Authority	P-LCL007-001	Const.of Council Building - Th.Madifushi	2,000,000	792,571
Local Government Authority	P-LCL008-001	Council Buildin Boundary Wall-Gadhifushi	200,000	77,000
Local Government Authority	P-LGA002-013	Construction of Fish Market-R.Dhuvaafaru	147,240	127,080
Local Government Authority	P-LGA002-022	Const. of Council Office - GDh.Fiyori	225,349	
Local Government Authority	P-LGA003-002	Const. of Fish Market - HDh.Makunudhoo	1,186,618	1,322,321
Local Government Authority	P-LGA019-003	Const. of a Funeral Home - HDh.Kurinbee	50,105	29,805



Government of Maldives

Consolidated Financial Statements

Local Government Authority	P-LGA019-004	Const. of a Funeral Home - B.Kudarikilu	52,317	32,226
Local Government Authority	P-SOC004-001	Installation of Street Lights -HDh.Finey	500,000	
Local Government Authority	P-SOC005-001	Construction of Funeral Home - K. Huraa	500,000	297,053
Local Government Authority	P-SOC006-001	Const.of Funeral Home - Th. Vilufushi	1,000,000	15,239
Local Government Authority	P-SOC011-001	Cemetery Boundary Wall - GA. Gemanafushi	600,000	246,824
Local Government Authority	P-SOC012-001	Const.of Funeral Home - GA. Gemanafushi	1,000,000	743,347
Local Government Authority	P-SOC013-001	Const.of Funeral Home - GA. Dhevvadhoo	1,000,000	438,045
Total			22,427,629.00	7,852,163.33
GDh. Thinadhoo Council	P-HTE046-017	Extension of GDh.Thinadhoo Jetty		1,400,306
Total				1,400,306.43
Public Works Services	P-HTE046-016	Construction of Jetty in A.Dh Mandhoo	100,000	
Public Works Services	P-HTE061-019	Road Construction Prj-ADh.Mahibadhoo	694,305	32,118
Public Works Services	P-HTE061-021	Road Construction Prj-R.Meedhoo	835,168	190,188
Public Works Services	P-HTE072-010	Dev. of Futsal Ground in 67 Islands	3,000,000	
Total			4,629,473.00	222,305.55
Min. of Law and Gender	P-MLG003-001	Family&Child Services Cntr-L.Fonadu 1510	4,907,551	6,056,127
Total			4,907,551.00	6,056,127.02
Min. of Housing & Urban Dev.	P-HOU001-001	Const.of 100 Housing units-B.Thulhaadhoo	17,500,000	16,191,959
Min. of Housing & Urban Dev.	P-HOU002-001	Const.of 150 Housing Units -M.Kolhufushi	21,250,000	11,370,923
Min. of Housing & Urban Dev.	P-HOU003-001	Fuvahmulah Flat area Landscape and fence	12,000,000	2,867,668
Min. of Housing & Urban Dev.	P-HOU004-001	Contst.of 100 Housing Units-Thimarafushi	3,000,000	
Min. of Housing & Urban Dev.	P-HOU005-001	Const.of 100 Housing Units in Lh.Naifaru	17,500,000	97,710
Min. of Housing & Urban Dev.	P-HOU006-001	Const.of a Housing Unit - Olhuvelifushi	1,920,250	669,488
Min. of Housing & Urban Dev.	P-HOU007-001	Const.of a House and 1 Room -GA. Viligili	1,171,572	
Min. of Housing & Urban Dev.	P-HOU008-001	Const.of 11 Housing Units - N.Manadhoo	269,372	
Min. of Housing & Urban Dev.	P-HOU009-001	Const.of 200 Housing Units in L.Gan	35,000,000	
Min. of Housing & Urban Dev.	P-HOU012-001	Development of 1500 Housing Units - Ph2	988,153	32,255,737
Min. of Housing & Urban Dev.	P-HOU014-001	Const.of 396 Housing Units in HDH and HA	10,000,000	39,999,696
Min. of Housing & Urban Dev.	P-HOU015-001	Provision of utilities for 50 housing un		7,960,156
Min. of Housing & Urban Dev.	P-SOC007-001	Development of Artificial Beach	11,058,319	
Min. of Housing & Urban Dev.	P-SOC009-001	Male' Re-development Project	15,721,422	400,494
Min. of Housing & Urban Dev.	P-SOC010-001	Automated Parking System	11,836,296	
Total			159,215,384.00	111,813,830.66
Total			3,385,626,174	2,183,112,651



Government of Maldives

Consolidated Financial Statements

50. Consolidated Revenue Fund

Description	2019			2018		
	Government	Third Party	Total	Government	Third Party	Total
TOTAL RECEIPTS	21,723,117,752		21,723,117,752	21,774,458,623		21,774,458,623
TOTAL REVENUES & GRANTS	21,723,117,752		21,723,117,752	21,774,458,623		21,774,458,623
TOTAL REVENUES	20,914,084,539		20,914,084,539	21,181,260,121		21,181,260,121
Tax Revenues	15,670,144,491		15,670,144,491	15,755,457,555		15,755,457,555
Non-Tax Revenues	5,219,408,943		5,219,408,943	5,422,618,103		5,422,618,103
Other Revenues	24,531,106		24,531,106	3,184,463		3,184,463
External Assistance -Cash Grants	809,033,212		809,033,212	593,198,503		593,198,503
TOTAL PAYMENTS	18,937,829,324		18,937,829,324	15,420,494,259		15,420,494,259
TOTAL RECURRENT EXPENDITURE	16,952,135,432		16,952,135,432	14,494,837,855		14,494,837,855
Salaries and Wages	6,625,178,629		6,625,178,629	6,271,554,758		6,271,554,758
Admin. & Operative Expenses	3,896,284,310		3,896,284,310	3,404,335,358		3,404,335,358
Interest Payments	1,540,739,349		1,540,739,349	1,440,256,927		1,440,256,927
Social Assistance	3,406,974,218		3,406,974,218	3,268,227,534		3,268,227,534
Other Expenditure	1,482,958,925		1,482,958,925	110,463,278		110,463,278
TOTAL CAPITAL EXPENDITURE	1,985,693,893		1,985,693,893	925,656,404		925,656,404
Fixed Assets	355,281,346		355,281,346	371,950,707		371,950,707
Work In Progress	50,573,185		50,573,185	23,668,093		23,668,093
Other Capital Expenditure	1,579,839,362		1,579,839,362	530,037,603		530,037,603

51. Loans & Capital Works Fund

Description	2019			2018		
	Government	Third Party	Total	Government	Third Party	Total
TOTAL RECEIPTS	5,534,440,030	1,845,676,966	7,380,116,997	4,214,746,914	3,532,699,803	7,747,446,718
TOTAL REVENUES & GRANTS	447,835,708		447,835,708	270,008,087		270,008,087
TOTAL REVENUES	102,208,716		102,208,716	46,822,720		46,822,720
Non-Tax Revenues	82,699,827		82,699,827	2,932,930		2,932,930
Capital Receipts	19,508,888		19,508,888	43,889,790		43,889,790
External Assistance -Cash Grants	345,626,992		345,626,992	223,185,366		223,185,366
TOTAL BORROWING INFLOWS	5,085,748,502	1,845,676,966	6,931,425,469	3,944,527,187	3,532,699,803	7,477,226,990
External Assistance - Borrowings	385,550,633	1,845,676,966	2,231,227,599	1,880,228,380	3,532,699,803	5,412,928,184
Domestic Borrowing	4,700,197,870		4,700,197,870	2,064,298,807		2,064,298,807
Other Inflows	855,820		855,820	211,640.55		211,640.55
Lending Repayments - Domestic	855,820		855,820	211,640.55		211,640.55
TOTAL EXPENDITURE	4,618,842,149	1,845,676,966	6,464,519,115	6,003,890,459	3,532,699,803	9,536,590,262
TOTAL RECURRENT EXPENDITURE	126,351,631		126,351,631	142,444,839	4,000	142,448,839
Salaries and Wages	39,631,879		39,631,879	54,508,049	4,000	54,512,049
Admin. & Operative Expenses	86,653,984		86,653,984	87,936,790		87,936,790
Social Assistance	65,768.22		65,768.22			
TOTAL CAPITAL EXPENDITURE	2,042,777,018	1,845,676,966	3,888,453,984	3,503,323,028	3,532,695,803	7,036,018,832
Fixed Assets	4,150,671		4,150,671	50,420,856		50,420,856
Work In Progress	2,028,424,450	1,845,676,966	3,874,101,416	3,174,179,137	3,532,695,803	6,706,874,940
Other Capital Expenditure	10,201,897	-	10,201,897	278,723,035		278,723,035
TOTAL BORROWING OUTFLOWS	1,124,547,543		1,124,547,543	1,632,221,976		1,632,221,976
Repayment of Foreign Loans	987,495,690		987,495,690	1,106,247,627		1,106,247,627
Repayment of Domestic Debt	137,051,853		137,051,853	525,974,349		525,974,349
Other Outflows	1,325,165,957		1,325,165,957	725,900,615		725,900,615
lending's - Domestic	1,325,165,957		1,325,165,957	725,900,615		725,900,615



Government of Maldives
Consolidated Financial Statements

52. Trust Fund

Description	2019			2018		
	Government	Third Party	Total	Government	Third Party	Total
TOTAL RECEIPTS	4,626,076,390		4,626,076,390	1,906,979,237		1,906,979,237
TOTAL REVENUES & GRANTS	1,068,426,398		1,068,426,398	161,701,828		161,701,828
TOTAL REVENUES	1,068,266,362		1,068,266,362	158,719,626		158,719,626
Tax Revenues	850,615,154		850,615,154			
Non-Tax Revenues	217,606,473		217,606,473	158,709,926		158,709,926
Capital Receipts	44,735		44,735			
Other Revenues				9,700		9,700
External Assistance -Cash Grants	160,036		160,036	2,982,202		2,982,202
Other Inflows	3,557,649,992		3,557,649,992	1,745,277,410		1,745,277,410
Refundable Deposits	3,557,649,992		3,557,649,992	1,745,277,410		1,745,277,410
TOTAL EXPENDITURE	3,905,166,727		3,905,166,727	1,722,609,096		1,722,609,096
TOTAL RECURRENT EXPENDITURE	138,273,737		138,273,737	146,339,998		146,339,998
Salaries and Wages	24,672,937		24,672,937	23,082,273		23,082,273
Admin. & Operative Expenses	38,672,628		38,672,628	42,741,011		42,741,011
Social Assistance	74,835,531		74,835,531	80,516,713.46		80,516,713
Other Expenditure	92,640		92,640			
TOTAL CAPITAL EXPENDITURE	356,811,218		356,811,218	7,995,578		7,995,578
Fixed Assets	2,655,373		2,655,373	6,755,117		6,755,117
Work In Progress	350,593,954		350,593,954	690,461		690,461
Other Capital Expenditure	3,561,891		3,561,891	550,000		550,000
Other Outflows	3,410,081,773		3,410,081,773	1,568,273,520		1,568,273,520
lending's - Domestic				55,520,641		55,520,641
Refundable Deposits	3,410,081,773		3,410,081,773	1,512,752,879		1,512,752,879

53. Advance Fund

Description	2019			2018		
	Government	Third Party	Total	Government	Third Party	Total
	4,105,428,592		4,105,428,592	3,380,753,654		3,380,753,654
Grants to local council	864,873,236		864,873,236	556,151,806		556,151,806
Advances to foreign embassies	184,006,148		184,006,148	152,554,212		152,554,212
Advances to atoll based agencies	3,056,549,209		3,056,549,209	2,672,047,637		2,672,047,637



Government of Maldives
Consolidated Financial Statements

54. Expenditure of Accountable Government Agencies

Business Area	Approved Budget 2019	Revised Budget 2019	Total 2019	CRF 2019	LCWF 2019	TF 2019	AF 2019
Total	31,954,940,612	23,292,588,795	30,077,771,974	19,010,193,313	6,466,124,435	495,645,535	4,105,808,692
President's Office	121,008,144	98,881,830	185,163,857	185,059,186	104,671		
People's Majlis	215,391,587	116,052,800	192,501,332	186,944,048	5,557,283		
Judicial Service Commission	10,930,222	10,889,894	14,664,867	14,664,867			
Department of Judicial Administration	456,974,916	188,423,364	487,603,755	487,064,935	538,820		
Elections Commission	105,361,821	85,826,209	104,076,350	104,076,350			
Civil Service Commission	21,725,676	8,952,793	24,312,793	24,240,014		72,779	
Human Rights Commission	23,426,477	8,085,824	23,149,476	23,149,476			
Anti-Corruption Commission	32,166,963	9,642,509	32,023,218	32,023,218			
Auditor General's Office	52,000,000	21,510,494	49,250,657	49,243,157		7,500	
Prosecutor General's Office	67,398,107	20,783,978	62,670,916	62,670,916			
Maldives Inland revenue Authority	82,792,002	32,496,659	87,489,841	87,489,841			
Employment Tribunal	6,934,342	3,622,462	8,188,830	8,188,830			
Maldives Media Council	4,251,140	2,192,066	5,005,756	5,005,756			
Maldives Broadcasting Commission	9,195,000	2,619,812	8,432,529	8,432,529			
Tax Appeal Tribunal	4,692,480	2,740,136	5,602,118	5,602,118			
Local Government Authority	60,687,546	32,703,438	36,987,385	28,328,028	8,659,357		
Information Commissioners Office	3,800,000	1,028,252	3,507,564	3,507,564			
National Integrity Commission	8,764,059	2,579,299	8,268,407	8,268,407			
Ministry of Finance	2,203,870,307	1,682,188,394	1,699,734,985	61,677,460	1,638,057,525		
Ministry of Defense	145,166,104	48,015,487	154,182,524	152,272,602	1,909,922		
Ministry of Home Affairs	52,083,337	112,118,320	78,721,704	41,851,431	36,870,273		
Ministry of Education	2,839,060,421	1,283,956,326	2,856,924,241	925,902,558	109,410,684	21,510,630	1,800,100,369
Maldives Islamic University	40,198,106	18,282,048	43,127,213	39,757,267		3,369,946	
Maldives National University	235,027,322	76,284,423	188,746,741	186,883,689	1,863,051		
Ministry of Foreign Affairs	259,799,352	140,389,462	271,372,703	86,986,456			184,386,248
Ministry of Health	2,201,468,513	1,214,633,149	2,037,681,689	747,748,369	30,547,300	2,937,180	1,256,448,840
Ministry of Economic Development	145,160,445	43,446,366	67,748,721	58,818,418	8,930,303	-	
Ministry of Tourism	180,870,001	47,110,357	50,099,271	44,178,772		5,920,499	
Ministry of Youth, Sports and Community Empowerment	246,797,739	251,796,123	272,882,232	177,648,214	95,234,018		
Ministry of National Planning and Infrastructure	2,241,148,244	1,987,974,827	1,774,872,859	229,025,995	1,228,978,944	316,867,920	
Ministry of Fisheries, Marine Resources and Agriculture	144,882,671	103,620,930	110,131,553	53,950,518	55,396,972	784,063	
Ministry of Islamic Affairs	388,866,611	171,467,232	277,314,237	197,124,019	13,308,988	66,881,230	
Ministry of Environment	1,785,059,091	641,365,259	625,079,862	102,716,891	487,513,418	34,849,552	
Attorney General's Office	25,964,558	13,165,168	28,973,011	28,973,011			
Ministry Of Gender, Family and Social Services	189,862,143	118,183,676	216,277,314	205,323,308	7,289,322	3,664,685	
MOFT / Special Budget	8,249,451,123	8,400,767,151	8,172,986,629	6,018,353,940	2,130,038,690	24,593,999	
MOFT / Pension Budget	1,318,800,000	222,267,880	1,301,334,805	1,301,334,805			
Maldives Police Services	1,422,798,190	748,584,610	1,517,578,376	1,468,813,021	48,765,355		
Maldives Customs Services	191,857,803	60,505,276	209,996,001	201,172,484	8,823,518		
National Social Protection Agency	1,300,239,788	1,690,107,194	1,687,649,830	1,678,353,107			
Dharumavantha Group of Hospitals	1,125,404,809	886,540,074	1,210,867,804	1,056,771,532	154,096,272		
Councils	664,137,779	557,234,703	1,016,856,005	149,785,559			
Family Protection Authority	7,688,395	4,069,818	6,854,494	6,849,451	5,043		



Government of Maldives
Consolidated Financial Statements

Maldives National Defense Force	1,114,771,740	577,706,326	1,241,222,933	1,218,320,020	22,902,913	
Maldives Correctional Services	330,661,773	236,540,162	347,135,791	326,733,939	20,401,852	
Maldives Immigration	168,894,580	85,305,779	127,788,244	127,788,244		
Ministry of Higher Education	672,747,195	591,067,035	523,817,688	520,422,201	2,466,109	929,378
Ministry of Housing and Urban Development	324,099,543	175,065,598	176,021,756	64,207,926	111,813,831	
Ministry of Transport & Civil Aviation	323,033,115	359,290,163	319,124,223	82,754,903	236,369,321	
Ministry of Communication, Science and Technology	73,262,767	50,285,661	62,721,095	62,676,666		44,429
Ministry of Arts, Culture and Heritage	47,061,029	39,966,402	59,018,665	57,030,174	270,681	1,717,811
Maldives International Arbitration Center	7,245,535	4,255,595	4,027,121	4,027,121		

Public Funds

55. Comparison of Budget & Actual Amounts

Description	Approved Budget 2019	Revised Budget 2019	Actuals 2019
TOTAL RECEIPT	33,160,586,933	-	30,248,152,759
Consolidated Revenue Fund	23,293,700,876	-	21,780,697,802
Loans & Capital Works Fund	9,742,551,012	-	7,381,138,197
Trust Fund	124,335,044	-	1,086,316,760
Advance Fund	-	-	-
TOTAL PAYMENT	31,954,940,612	23,095,251,497	30,077,771,974
Consolidated Revenue Fund	17,449,345,703	14,122,401,121	19,010,193,313
Loans & Capital Works Fund	10,234,886,652	7,008,995,255	6,466,124,435
Trust Fund	125,657,439	495,645,535	495,645,535
Advance Fund	4,145,050,818	1,468,209,587	4,105,808,692

Statement of Assets & Liabilities

56. Statement of Assets

Description	31 December 2019	31 December 2018
Assets		
Fixed Assets (Non-current Assets)		
Property, Plant and Equipment (Note 56.1)	5,648,018,007	8,199,709,204
Investments in state-owned enterprises	5,023,407,696	6,324,167,054
Sovereign Development Funds	658,928,455	537,110,455
Total Fixed Assets (Non-current Assets)	11,330,354,157	15,060,986,712
Current Assets		
Cash and Cash Equivalents (Note 56.2)	3,831,371,728	1,502,106,594
Accounts Receivables	30,808,181,877	14,787,253,133
Tax Revenue	4,111,812,498	2,803,069,838
Non Tax Revenue	14,662,982,141	9,375,249,954
Subsidiary Loans Receivables	10,681,422,188	1,683,011,229
Dividends Receivables	1,184,019,520	925,922,112
Receivables from student loan	167,945,530	
Total Fixed Assets	34,639,553,605	16,289,359,726
Total Assets	45,969,907,762	31,350,346,439



Government of Maldives
Consolidated Financial Statements

56.1 Property, Plant & Equipment

As at 31st December 2019

Description	Land & Building	Infrastructure Assets	Furniture, Machinery and Equipment	Vehicles	Total 2019	Total 2018
Acquisition cost						
Beginning Balance	5,578,265	9,168,492	2,344,236,946	525,999,805	2,884,983,508	2,449,358,364
Additions	-	832,105	356,075,606	38,157,584	395,065,296	435,617,668
Disposals						
WIP transferred to Assets						
Transfers to Intangible Asset						
profit on Exchange Rate						
Closing Balance	5,578,265	10,000,597	2,700,312,552	564,157,390	3,280,048,804	2,884,976,032
Accumulated Depreciation						
Beginning Balance	896,667	2,091,292	1,378,034,726	185,405,838	1,566,428,523	1,166,636,082
Depreciation charge for the year	106,949	383,655	377,835,809	57,816,851	436,143,264	361,751,367
Disposals						
Losses on Exchange Rates						
Closing Balance	1,003,616	2,474,948	1,755,870,534	243,222,689	2,002,571,787	1,528,387,450
Net Book Value						
Balance as at 31st December 2019	4,574,649	7,525,650	944,442,017	320,934,701	1,277,477,017	
Balance as at 31st December 2018	4,690,511	7,107,777	999,468,723	345,321,572		1,356,588,582
Capital-Work in Progress					4,370,540,990	6,843,120,621
Total					5,648,018,007	8,199,709,204

56.2 Cash & Cash Equivalent

As at 31st December 2019

Description	31 December 2019	31 December 2018
Public Bank Account Balances	353,506,640	477,725,763
Other Government Accounts at MMA	2,651,202,135	273,998,572
Government Accounts at Bank of Maldives	824,459,524	749,326,706
Cash on Hand	2,203,428	1,055,552
Total Cash and Cash Equivalents	3,831,371,728	1,502,106,594

57. Aid in Kind

As at 31st December 2019

Description	31 December 2019	31 December 2018
Foreign and Local	142,253,048	83,856,340
Aid In Kind	142,253,048	83,856,340



Government of Maldives
Consolidated Financial Statements

58. Contingent Assets

As at 31st December 2019

Description	31 December 2019	31 December 2018
Foreign and Local	45,666,095	126,491,456
Aid In Kind	45,666,095	126,491,456

59. Statement of Liabilities

As at 31st December 2019


Description	31 December 2019	31 December 2018
LIABILITIES		
Non-current liabilities		
Long Term Bond	6,086,681,383	6,160,957,255
Accrued Pension Rights Bond	3,530,440,935	3,422,788,949
Fixed Coupon Bonds	3,498,000,000	3,048,000,000
Long-term Borrowings - Domestic	146,807,297	18,715,762
Long-term Borrowings - Foreign	22,021,063,373	341,959,161,020
Total Non-current liabilities	35,282,992,988	354,609,622,985
Current liabilities		
Accounts Payables	2,068,384,867	109,623,575
Interest Payables	593,076,962	493,441,721
Short-term Borrowings - Domestic/Foreign	18,964,748,000	26,072,085,234
Temporary Deposits Payables	2,682,339,573	2,469,887,623
Trust Funds Payables	969,671,384	378,168,449
Total Current Liabilities	25,278,220,785	29,523,206,602
TOTAL LIABILITIES	60,561,213,773	384,132,829,587

60. Contingent Liabilities

As at 31st December 2019

Description	31 December 2019	31 December 2018
Guarantees issued to SOEs	12,514,793,886	12,195,936,415
Court cases related to state agencies	896,620,394	2,904,300,977
Total contingent liabilities	13,411,414,281	15,100,237,393





Ghaazee Building, Ameeru Ahmed Magu
Male', Republic of Maldives
Tel: +960 332 3939
Email: info@audit.gov.mv
www.audit.gov.mv