

Proposed Multipurpose Hall & 4 Classroom Building at G.Dh.Vaadhoo School

ARCHITECTURAL & STRUCTURAL DRAWINGS

Client: Ministry of Education



RIYAN PRIVATE LIMITED

t : +9603315049 f : +9603310776

e : info@riyan.com.mv

w : www.riyan.com.mv

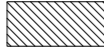
3rd floor, H. Azum, Ameenemagu, Male'


TABLE OF CONTENTS

DRAWING No.	TITLE	REVISION No.	DATE	REMARKS
A R C H I T E C T U R A L				
A - 01 / 26	SITE PLAN	---	---	---
A - 02 / 26	GROUND FLOOR PLAN	---	---	---
A - 03 / 26	FIRST FLOOR PLAN	---	---	---
A - 04 / 26	SECOND FLOOR PLAN	---	---	---
A - 05 / 26	ROOF PLAN - 2	---	---	---
A - 06 / 26	SECTION Y-Y	---	---	---
A - 07 / 26	ELEVATION - A & B	---	---	---
A - 08 / 26	DOOR & WINDOW SCHEDULE - 1	---	---	---
A - 09 / 26	DOOR & WINDOW SCHEDULE - 2	---	---	---
A - 10 / 26	DOOR & WINDOW SCHEDULE - 3 & VENTILATION SCHEDULE	---	---	---
A - 11 / 26	GROUND FLOOR REFLECTED CEILING PLAN	---	---	---
A - 12 / 26	FIRST FLOOR REFLECTED CEILING PLAN	---	---	---
A - 13 / 26	SECOND FLOOR REFLECTED CEILING PLAN	---	---	---
A - 14 / 26	GROUND FLOOR FLOOR FINISHES PLAN	---	---	---
A - 15 / 26	FIRST FLOOR FLOOR FINISHES PLAN	---	---	---
A - 16 / 26	SECOND FLOOR FLOOR FINISHES PLAN	---	---	---
A - 17 / 26	DETAIL - 1: PLANTER BOX DETAILS	---	---	---
A - 18 / 26	DETAIL - 2 :RC FINS DETAILS	---	---	---
A - 19 / 26	DETAIL - 3 & 4:TOILET DETAILS	---	---	---
A - 20 / 26	DETAIL - 5 & 6:RAMPS DETAIL	---	---	---
A - 21 / 26	DETAIL - 7 STAGE DETAILS	---	---	---
A - 22 / 26	STAGE DETAILS	---	---	---
A - 23 / 26	DETAIL - 8 MAIN STAIRCASE DETAILS	---	---	---
A - 24 / 26	DETAIL - 9 BALCONY RAILING DTAIL	---	---	---
A - 25 / 26	DETAIL - 10 RC FINS DETAIL @ SECOND FLOOR TOILET	---	---	---
A - 26 / 26	DETAIL - 11 RC WALL DETAIL	---	---	---
S T R U C T U R A L				
S - 01 / 21	GENERAL NOTES PAGE	---	---	---
S - 02 / 21	GENERAL NOTES PAGE	---	---	---
S - 03 / 21	GENERAL NOTES PAGE	---	---	---
S - 04 / 21	GROUND FLOOR COLUMN LAYOUT PLAN	---	---	---
S - 05 / 21	FIRST FLOOR COLUMN LAYOUT PLAN	---	---	---
S - 06 / 21	SECOND FLOOR COLUMN LAYOUT PLAN	---	---	---
S - 07 / 21	ROOF - 2 LEVEL COLUMN LAYOUT PLAN	---	---	---
S - 08 / 21	FOUNDATION PLAN	---	---	---
S - 09 / 21	FIRST FLOOR BEAM PLAN	---	---	---
S - 10 / 21	FIRST FLOOR SLAB REINFORCEMENT PLAN	---	---	---
S - 11 / 21	LOWER ROOF FRAMING PLAN	---	---	---
S - 12 / 21	SECOND FLOOR BEAM PLAN	---	---	---
S - 13 / 21	SECOND FLOOR SLAB REINFORCEMENT PLAN	---	---	---
S - 14 / 21	ROOF BEAM LEVEL - 1 & SLAB REINFORCEMENT PLAN (+10300)	---	---	---
S - 15 / 21	ROOF BEAM LEVEL - 2 (+11200)	---	---	---
S - 16 / 21	ROOF LEVEL - 2 TRUSS AND FRAMING PLAN	---	---	---
S - 17 / 21	ROOF TRUSS DETAILS	---	---	---
S - 18 / 21	STRUCTURAL DETAILS - 1	---	---	---
S - 19 / 21	STRUCTURAL DETAILS - 2	---	---	---
S - 20 / 21	STRUCTURAL DETAILS - 3	---	---	---
S - 20 / 21	STRUCTURAL DETAILS - 4	---	---	---

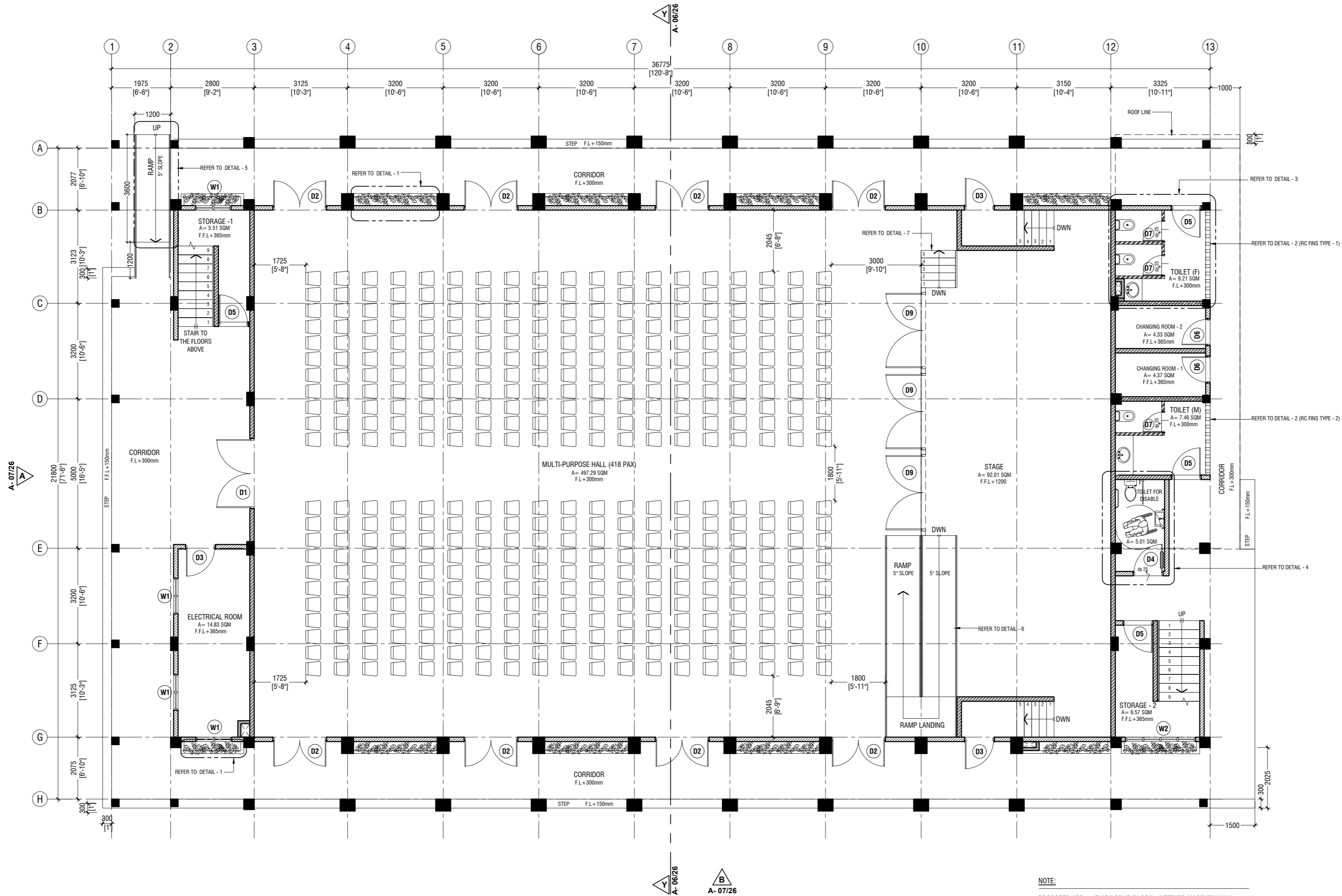
SITE PLAN

NTS

NOTE:	
	PROPOSED BUILDING LOCATION
EXISTING TREE TO BE DEMOLISHED AT THE PROPOSED SITE LOCATION, AS PER THE SCHOOL (TO BE CONFIRMED AS SITE)	



Project Number	Rev no	Date
RI/2020/006	--	-----
Drawn by : Mohamed Yashiq Ismail	--	-----
Engineer : Mohamed Munthaliq Waheed	--	-----
Services : Alhath Ahmed	--	-----
Director :	--	-----



GROUND FLOOR PLAN
SCALE 1:100

- NOTE:**
- PROPOSED 150mm THICK SOLID BLOCK - INTERIOR MASONRY WALL WITH 16mm PLASTERING, GROUND SMOOTH IN SELECTED PAINT FINISH
 - PROPOSED 150mm THICK SOLID BLOCK - EXTERIOR MASONRY WALL WITH 20mm PLASTERING, GROUND SMOOTH IN SELECTED PAINT FINISH
 - PROPOSED 100mm THICK SOLID BLOCK - INTERIOR MASONRY WALL WITH 16mm PLASTERING, GROUND SMOOTH IN SELECTED PAINT FINISH
 - PROPOSED 100mm THICK 2400mm HIGH SOLID BLOCK MASONRY WALL WITH 16mm PLASTERING, GROUND SMOOTH IN SELECTED PAINT FINISH

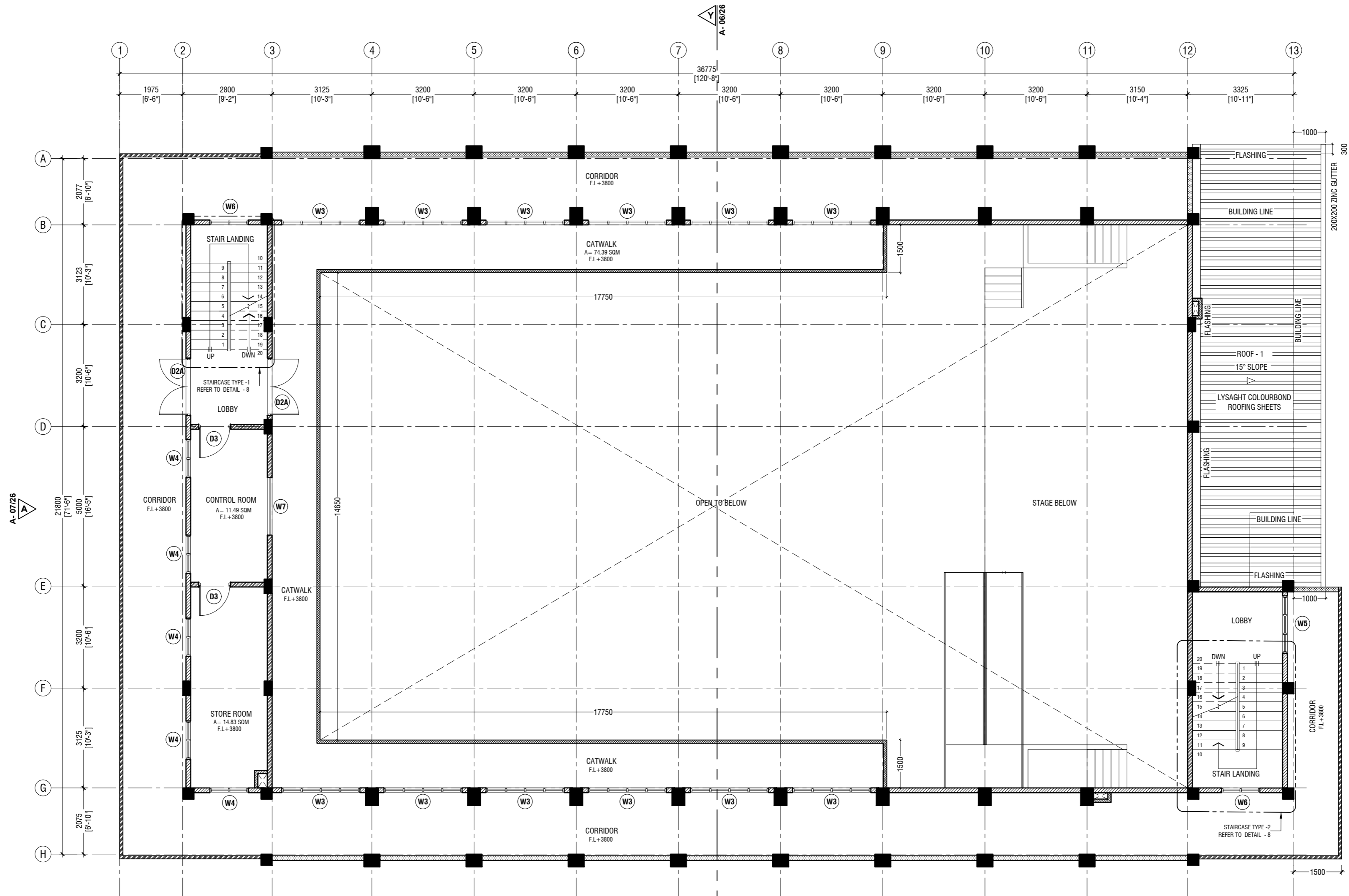
T- FL : FLOOR LEVEL
- FFL: FLOOR FINISH LEVEL (SCREEDING INCORPORATED IN THE VALUES)
- REFER TO DOOR/WINDOW SCHEDULE, TO IDENTIFY THE AREAS - THAT HAVE LEDGE BELOW THE DOORS.
- REFER TO THE FLOOR FINISHES PLAN TO IDENTIFY THE LEVEL DIFFERENCES WHEN SCREEDING IS INCORPORATED.
- PROVIDE A DROP AT THE AREAS MARKED.
- REFER TO ARCHITECT FOR FURTHER ASSISTANCE.

Gdh.Vaadhoo Jamaaluddin - Multipurpose Hall & 4 Classroom
Client: Ministry of Education

Rev no	Date
1	2020/06/26
2	2020/06/26
3	2020/06/26
4	2020/06/26

Project Number: RI/2020/006
Architect: Gdh.Vaadhoo Jamaaluddin
Engineer: Mohamed Munthaliq Waleed
Drawn by: Mohamed Yashiq Ismail
Services: Alkathir Ahmed

RIYAN PRIVATE LIMITED
t: +9603315049 f: +9603310776
e: info@riyan.com.mv
w: www.riyan.com.mv
3rd floor, H. Azum, Ameeremogga, Male'
Title: Ground Floor Plan
Page: A-02/26



FIRST FLOOR PLAN

SCALE 1:100



NOTE:

PROPOSED 150mm THICK SOLID BLOCK - INTERIOR MASONRY WALL WITH 16mm PLASTERING, GROUND SMOOTH IN SELECTED PAINT FINISH

PROPOSED 150mm THICK SOLID BLOCK - EXTERIOR MASONRY WALL WITH 20mm PLASTERING, GROUND SMOOTH IN SELECTED PAINT FINISH

PROPOSED 100mm THICK, 1200mm HIGH SOLID BLOCK - INTERIOR RC WALL WITH 16mm PLASTERING, GROUND SMOOTH IN SELECTED PAINT FINISH

PROPOSED 100mm THICK, 1200mm HIGH SOLID BLOCK - EXTERIOR RC WALL WITH 20mm PLASTERING, GROUND SMOOTH IN SELECTED PAINT FINISH

PROPOSED 100mm THICK SOLID BLOCK - INTERIOR MASONRY WALL WITH 16mm PLASTERING, GROUND SMOOTH IN SELECTED PAINT FINISH

THE SCREEDING AND TILES ARE INCORPORATED IN THE FLOOR FINISH LEVELS

REFER TO ARCHITECT FOR FURTHER ASSISTANCE.

NOTE:

ROOF - 1 SLOPE: 15° SLOPE

ROOF - 1 MATERIAL: LYSAGHT COLOURBOND ROOFING SHEETS

PROPOSED 150mm THICK, 1200mm HIGH SOLID BLOCK - EXTERIOR MASONRY WALL WITH 20mm PLASTERING, GROUND SMOOTH IN SELECTED PAINT FINISH

Gdh.Vaadhoo Jamaaluddin - Multipurpose Hall & 4 Classroom
Client: Ministry of Education

Rev no	Date
1	
2	
3	
4	
5	
6	
7	
8	
9	
10	
11	
12	
13	
14	
15	
16	
17	
18	
19	
20	

Project Number: RI/2020/006
Architect: Gdh.Vaadhoo Jamaaluddin
Engineer: Mohamed Munthaliq Waheed
Drawn by: Mohamed Yashiq Ismail
Services: Alkhath Ahmed
Interior: .



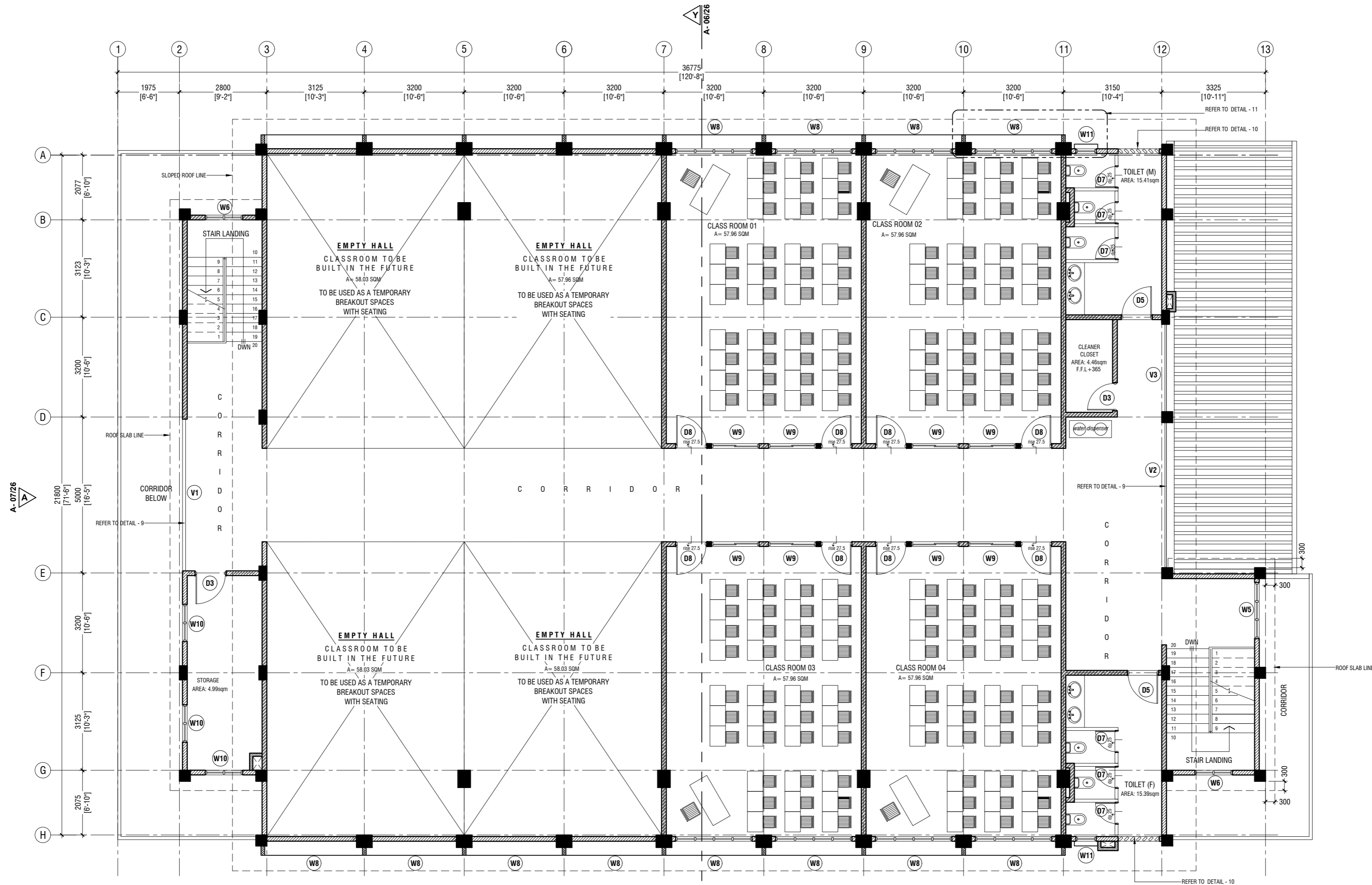
RYAN PRIVATE LIMITED

T: +9603315049 F: +9603310776
E: info@ryan.com.mv
W: www.ryan.com.mv
3rd Floor, H. Azum, Ammeenmaga, Male

Title: First Floor Plan

Page: A-03/26

The contents of these drawings remain as a property of RYAN Private Limited. Any use other than those expressly stated is a violation of this copyright.



SECOND FLOOR PLAN
SCALE 1:100

NOTE:

- PROPOSED 150mm THICK SOLID BLOCK - INTERIOR MASONRY WALL WITH 16mm PLASTERING, GROUND SMOOTH IN SELECTED PAINT FINISH
- PROPOSED 150mm THICK SOLID BLOCK - EXTERIOR MASONRY WALL WITH 20mm PLASTERING, GROUND SMOOTH IN SELECTED PAINT FINISH
- PROPOSED 100mm THICK, 1200mm HIGH SOLID BLOCK - INTERIOR RC WALL WITH 16mm PLASTERING, GROUND SMOOTH IN SELECTED PAINT FINISH
- PROPOSED 100mm THICK, 1200mm HIGH SOLID BLOCK - EXTERIOR RC WALL WITH 20mm PLASTERING, GROUND SMOOTH IN SELECTED PAINT FINISH
- PROPOSED 100mm THICK SOLID BLOCK - INTERIOR MASONRY WALL WITH 16mm PLASTERING, GROUND SMOOTH IN SELECTED PAINT FINISH

THE SCREEDING AND TILES ARE INCORPORATED IN THE FLOOR FINISH LEVELS

REFER TO ARCHITECT FOR FURTHER ASSISTANCE.

Gdh.Vaadhoo Jamaaluddin - Multipurpose Hall & 4 Classroom
Client: Ministry of Education

Rev no	Date
1	2020/06/06
2	2020/06/06
3	2020/06/06
4	2020/06/06
5	2020/06/06
6	2020/06/06
7	2020/06/06
8	2020/06/06
9	2020/06/06
10	2020/06/06
11	2020/06/06
12	2020/06/06
13	2020/06/06
14	2020/06/06
15	2020/06/06
16	2020/06/06
17	2020/06/06
18	2020/06/06
19	2020/06/06
20	2020/06/06

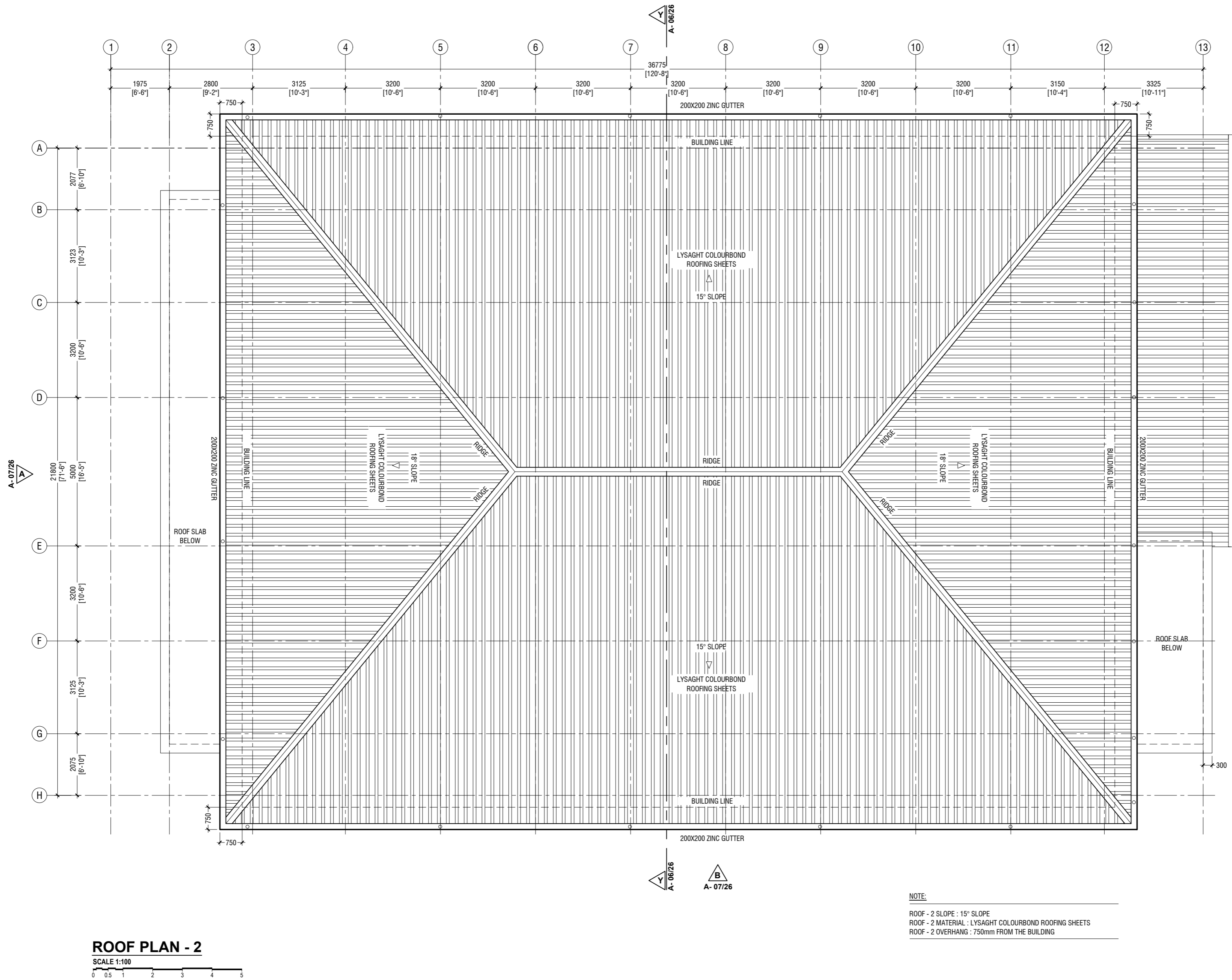


RYAN PRIVATE LIMITED
t: +960335049 f: +960330776
e: info@ryan.com.mv
w: www.ryan.com.mv
3rd floor, H. Azum, Ammameemogu, Male

Title: Second Floor Plan

Page: A-04/26

The contents of these drawings remain as a property of RYAN Private Limited. Any use other than those expressly stated is a violation of this copyright.

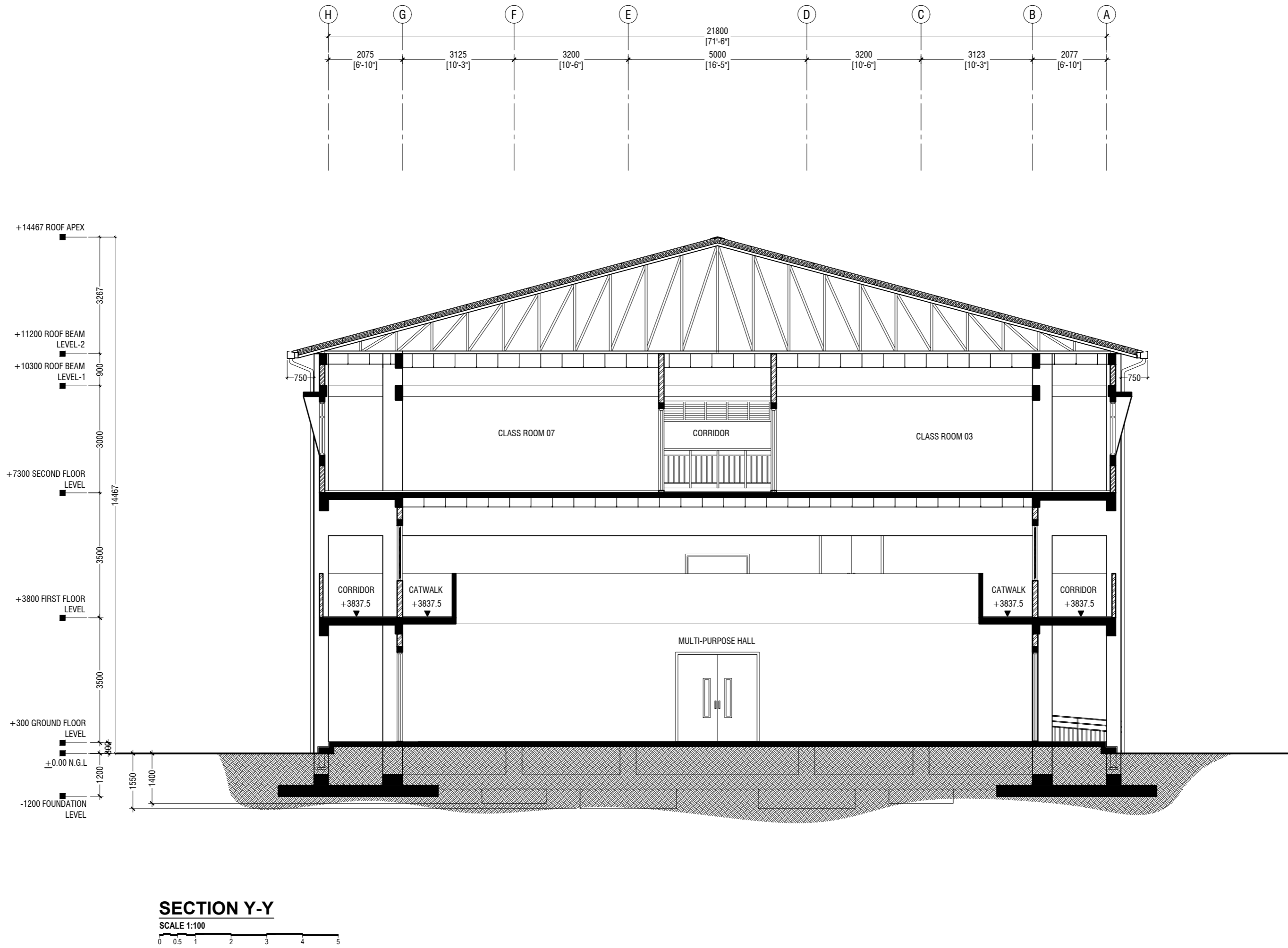


NOTE:
ROOF - 2 SLOPE : 15° SLOPE
ROOF - 2 MATERIAL : LYSAGHT COLOURBOND ROOFING SHEETS
ROOF - 2 OVERHANG : 750mm FROM THE BUILDING

Gdh.Vaadhoo Jamaaluddin - Multipurpose Hall & 4 Classroom
Client: Ministry of Education

Rev no	Date
1	2021
2	2021
3	2021

Project Number: RI/2020/006
Architect: Leena Jabeel
Engineer: Mohamed Munthaliq Waheed
Drawn by: Mohamed Yashiq Ismail
Services: Alhath Ahmed



Gdh.Vaadhoo Jamaaluddin - Multipurpose Hall & 4 Classroom

Client: Ministry of Education

Rev no	Date
1	2023
2	2023
3	2023
4	2023

Project Number: RI/2020/006
Architect: Alkhathir Leena Jaleel
Engineer: Mohamed Munthaliq Waleed
Drawn by: Mohamed Yashiq Ismail
Services: Alkhathir Ahmed



Gdh.Vaadhoo Jamaaluddin - Multipurpose Hall & 4 Classroom
Client: Ministry of Education

Rev no	Date
1	2023
2	2023
3	2023
4	2023
5	2023
6	2023
7	2023
8	2023
9	2023
10	2023
11	2023
12	2023
13	2023

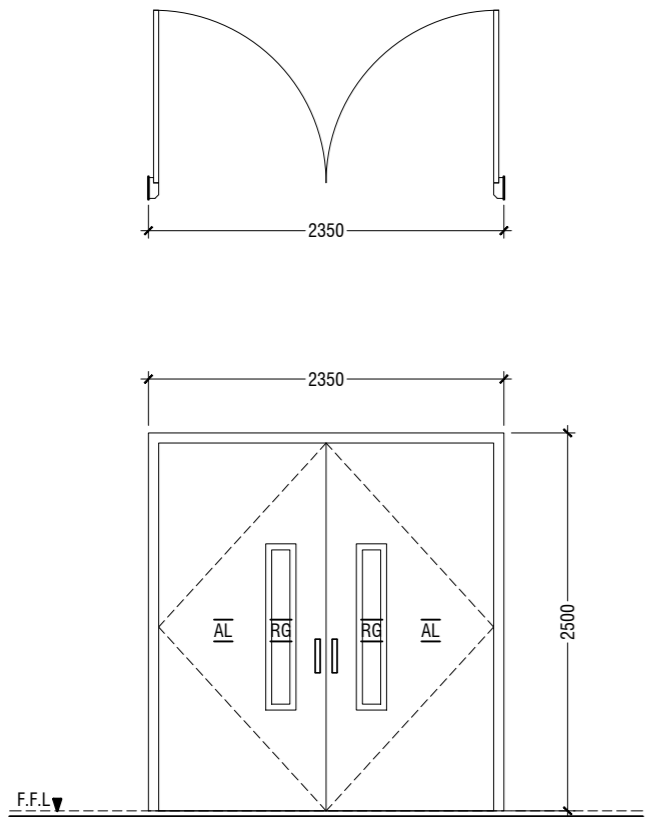


RYAN PRIVATE LIMITED
t: +9603355049 f: +9603310776
e: info@ryan.com.mv
w: www.ryan.com.mv
3rd floor, H. Azumi, Ameermeenigga, Male

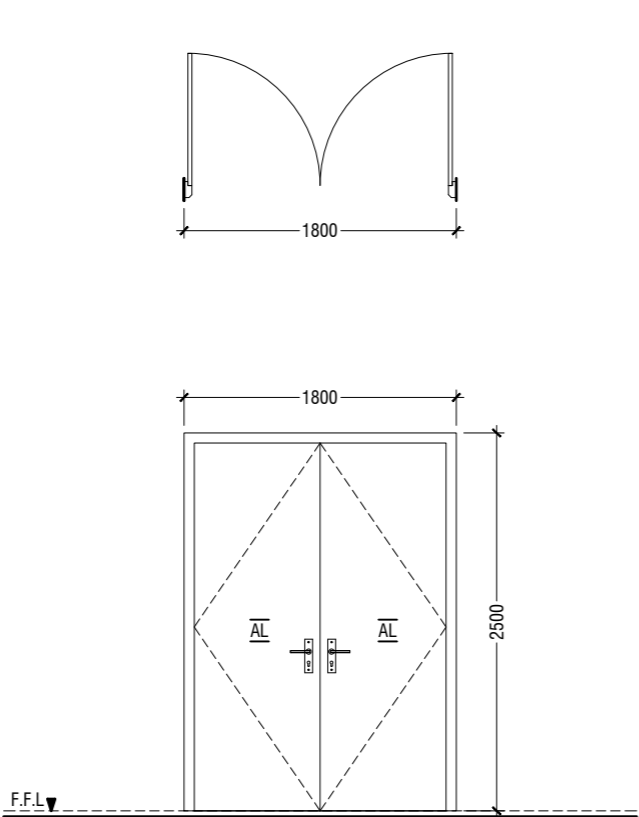
Title: Front Elevation - E1
Side Elevation - E2

Page: A-07/26

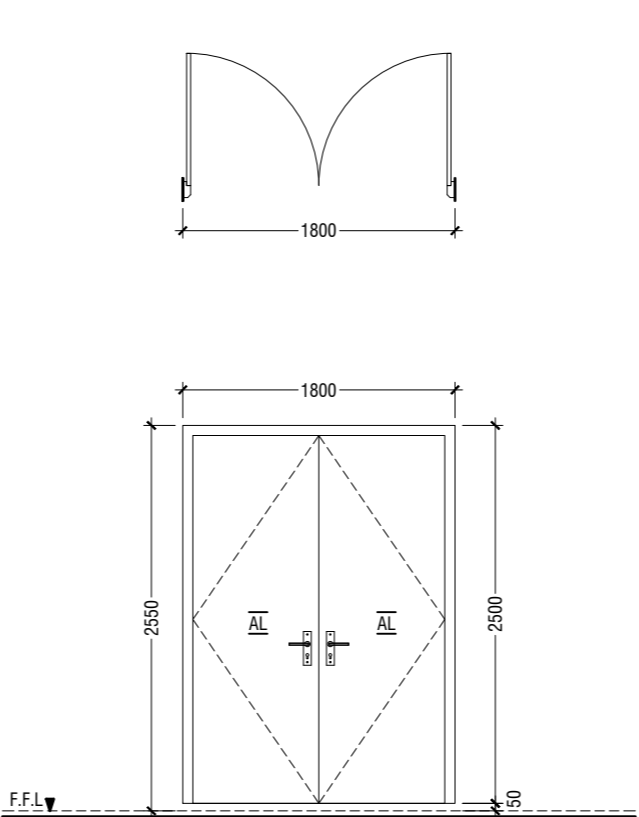
The contents of these drawings remain as a property of RYAN Private Limited. Any use other than those expressly stated is a violation of this copyright.



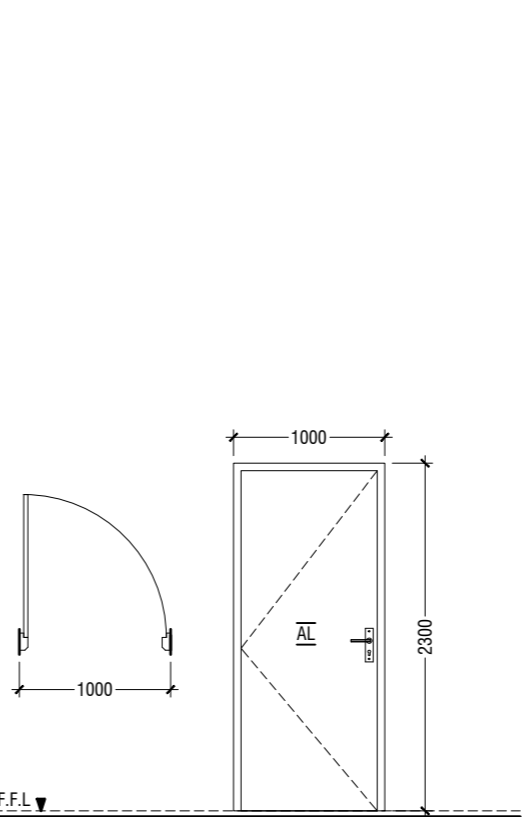
D1	DOUBLE SWING DOOR
REMARKS	50mm THICK WHITE POWDER COATED (60 MICRONS) ALUMINUM FRAMED WITH ALUMINIUM PANEL GLASS ON PANEL : 6mm THK REFLECTIVE GLASS
LOCATION	HALL MAIN ENTRANCE
QUANTITY	01 NOS
OPEN AREA	5.39 sqm



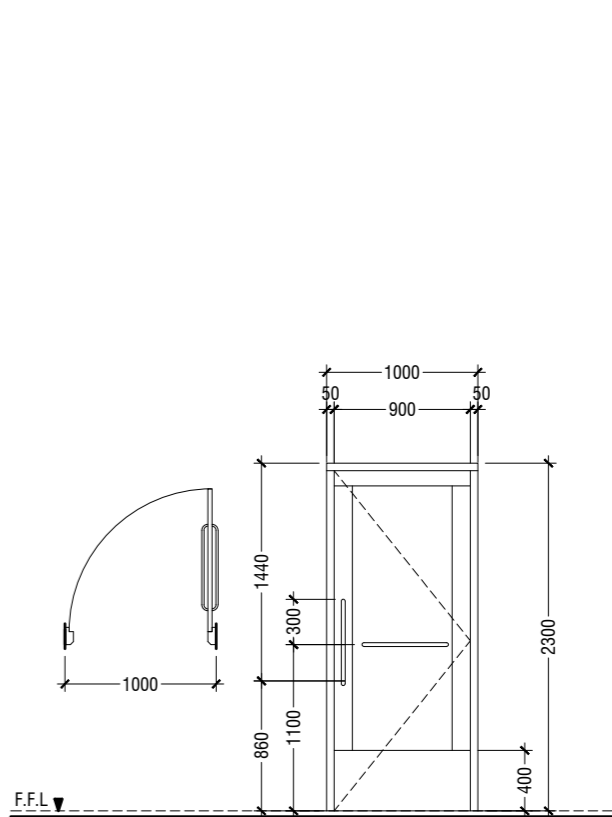
D2	DOUBLE SWING DOOR
REMARKS	50mm THICK WHITE POWDER COATED (60 MICRONS) ALUMINUM FRAMED WITH ALUMINIUM PANEL
LOCATION	HALL ENTRANCE
QUANTITY	08 NOS
OPEN AREA	4.05 sqm



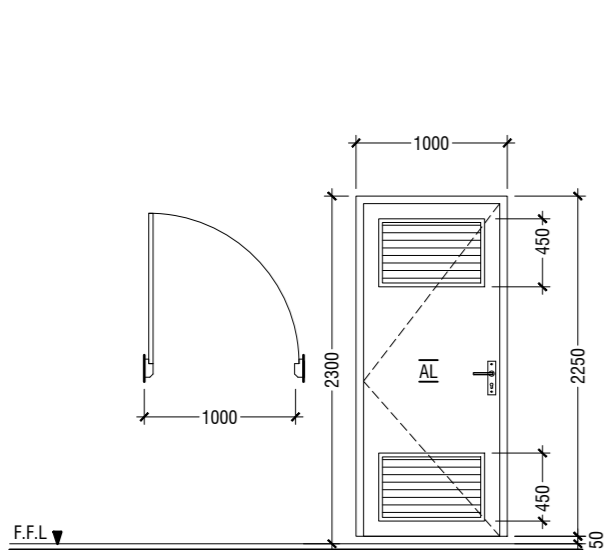
D2A	DOUBLE SWING DOOR
REMARKS	50mm THICK WHITE POWDER COATED (60 MICRONS) ALUMINUM FRAMED WITH ALUMINIUM PANEL
LOCATION	CATWALK ENTRANCE
QUANTITY	02 NOS
OPEN AREA	4.05 sqm



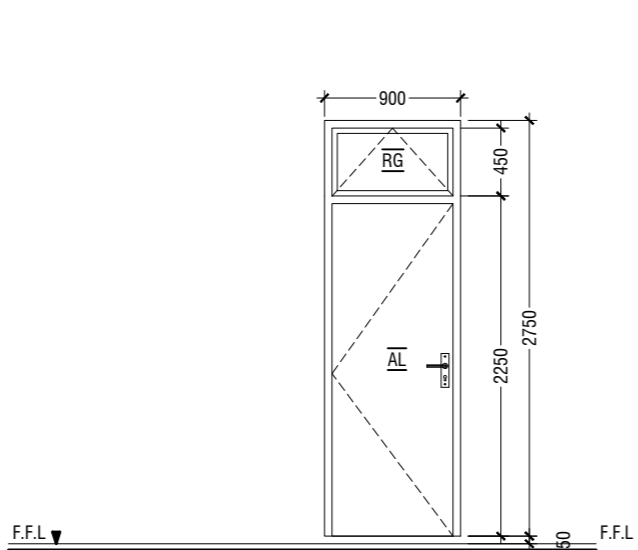
D3	SWING DOOR
REMARKS	50mm THICK WHITE POWDER COATED (60 MICRONS) ALUMINUM FRAMED WITH ALUMINIUM PANEL
LOCATION	ELECTRIC ROOM, CONTROL ROOM & STORE ROOM, CLEANER CLOSET
QUANTITY	06 NOS
OPEN AREA	2.03 sqm



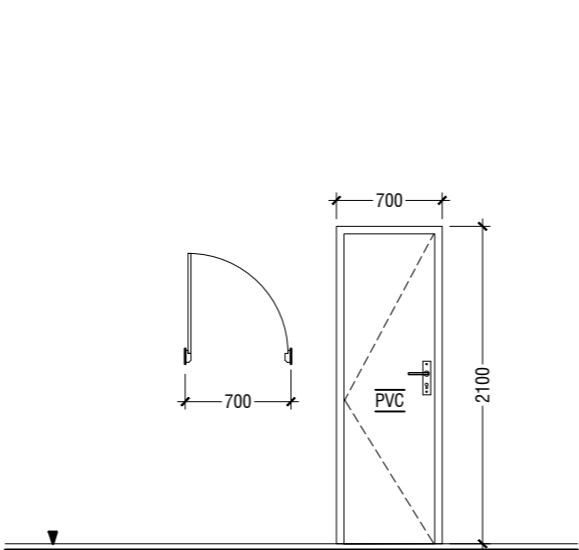
D4	SWING DOOR
REMARKS	50mm THICK WHITE POWDER COATED (60 MICRONS) ALUMINUM FRAMED WITH ALUMINIUM PANEL AND ALUMINIUM LOUVERS
LOCATION	DISABLED TOILET
QUANTITY	01 NOS
OPEN AREA	2.03 sqm



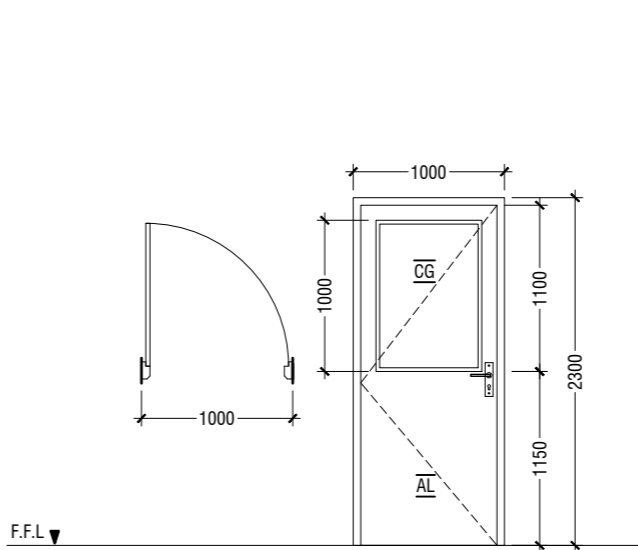
D5	SWING DOOR WITH ALUMINIUM LOUVERS
REMARKS	50mm THICK WHITE POWDER COATED (60 MICRONS) ALUMINUM FRAMED WITH ALUMINIUM PANEL AND ALUMINIUM LOUVERS
LOCATION	TOILETS & UNDER STAIR STORE
QUANTITY	06 NOS
OPEN AREA	1.98 sqm



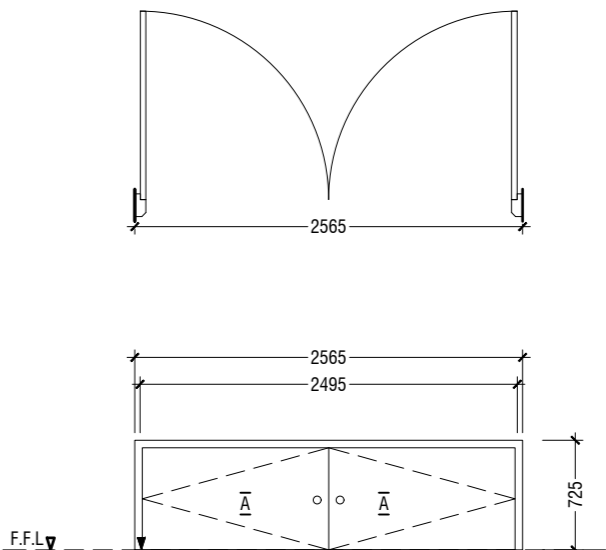
D6	SWING DOOR WITH TOP HUNG WINDOW
REMARKS	50mm THICK WHITE POWDER COATED (60 MICRONS) ALUMINUM FRAMED WITH ALUMINIUM PANEL DOOR AND REFLECTIVE GLASS WINDOW
LOCATION	CHANGING ROOM
QUANTITY	02 NOS
OPEN AREA	2.12 sqm



D7	PVC SWING DOOR
REMARKS	PVC WHITE FRAME AND PANEL
LOCATION	TOILETS
QUANTITY	09 NOS
OPEN AREA	1.23 SQM



D8	SWING DOOR
REMARKS	50mm THICK WHITE POWDER COATED (60 MICRONS) ALUMINUM FRAMED WITH ALUMINIUM PANEL AND 6mm THICK CLEAR GLASS
LOCATION	CLASSROOMS
QUANTITY	08 NOS
OPEN AREA	2.03 sqm



D9	DOUBLE SWING DOOR
REMARKS	50mm THICK WHITE POWDER COATED (60 MICRONS) ALUMINUM FRAMED WITH ALUMINIUM PANEL
LOCATION	STAGE STORE ACCESS
QUANTITY	03 NOS
OPEN AREA	1.66 SQM

LEGEND:

FCG - FIXED CLEAR GLASS
FRG - FIXED REFLECTED GLASS
RG - REFLECTED GLASS
AL - ALUMINIUM
PVC - POLYVINYL CHLORIDE

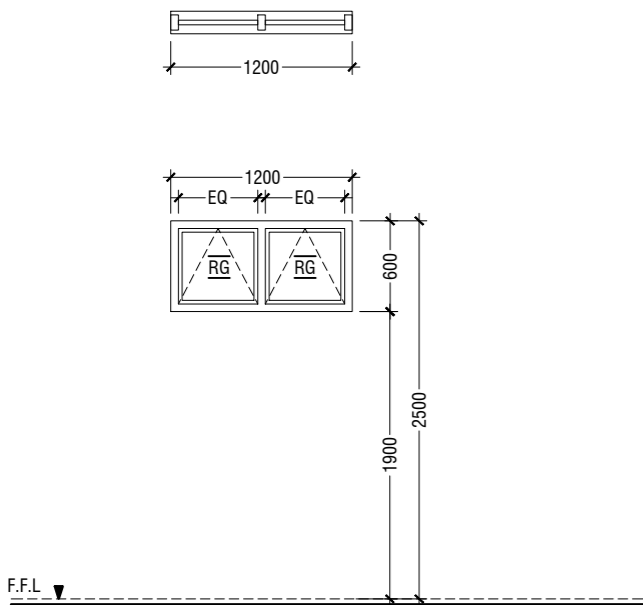
NOTE:-

- FLOOR TO FLOOR HEIGHT VARIES AND WILL BE SUBJECTED TO CHANGES, LIKEWISE, THE BEAM DEPTH CHANGES AT DIFFERENT LOCATIONS OF SIMILAR DOORS/WINDOWS AND WILL BE SUBJECTED TO CHANGES
- ALL DOORS & WINDOWS TO BE CHECKED ON SITE BEFORE FABRICATION.
- ALL DOOR & WINDOWS VIEWED FROM EXTERIOR, FOR DOOR SWING, REFER TO FLOOR PLANS.
- THE DOORS / WINDOWS WHICH DO NOT TOUCH THE BEAM SHALL HAVE A LINTEL BEAM (LB) ABOVE THE DOOR / WINDOW.
- FOR ALL THE WINDOWS PUT A SILL BEAM BELOW THE WINDOW (SB)
- FOR SAFETY PURPOSES REFER TO TECHNICAL SPECIFICATIONS FOR GLASS THICKNESS.

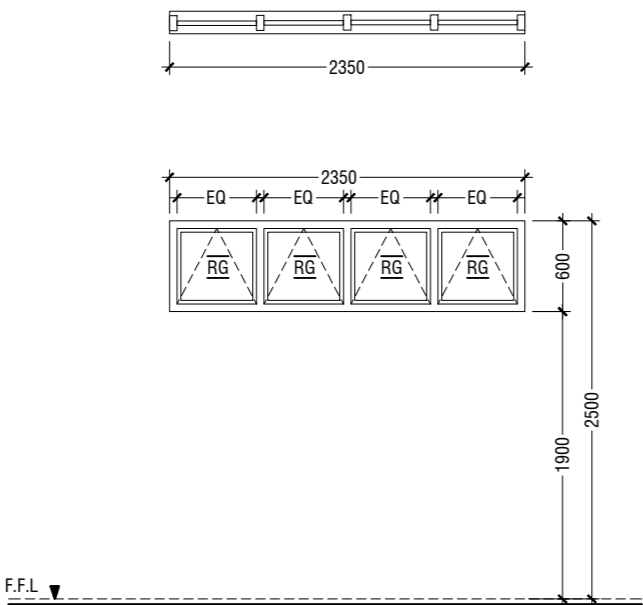
DOOR / WINDOW SCHEDULE - 1

SCALE 1:50

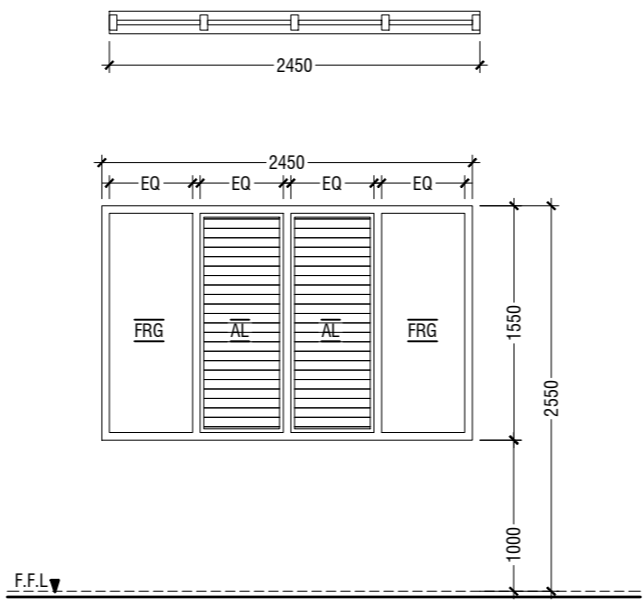




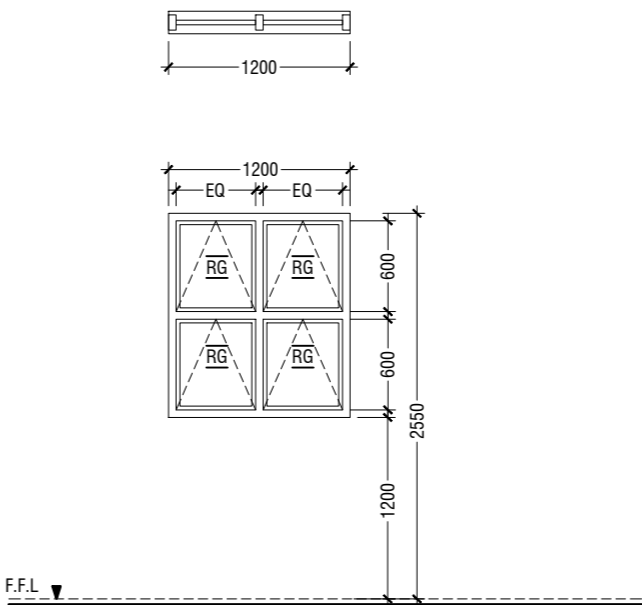
W1	TOP HUNG WINDOW
REMARKS	50mm THICK WHITE POWDER COATED (60 MICRONS) ALUMINUM FRAMED WINDOW WITH 6mm THICK REFLECTIVE GLASS
LOCATION	STORE ROOMS , ELECTRICAL ROOM
QUANTITY	04 NOS
OPEN AREA	0.53 sqm



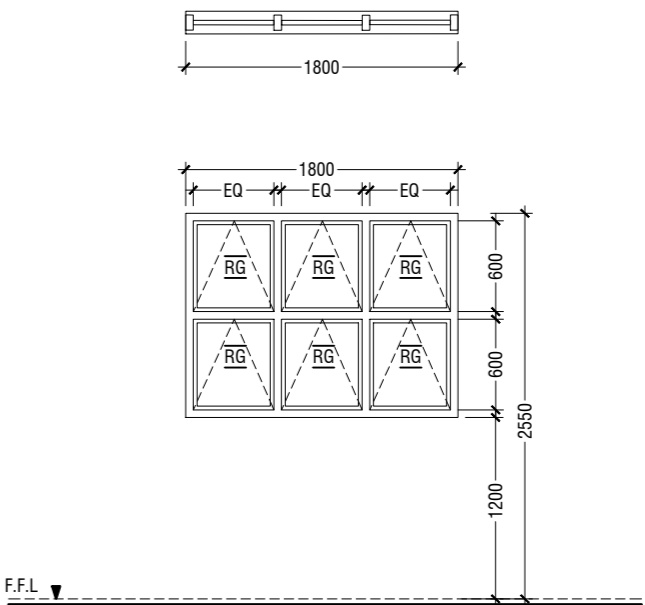
W2	TOP HUNG WINDOW
REMARKS	50mm THICK WHITE POWDER COATED (60 MICRONS) ALUMINUM FRAMED WINDOW WITH 6mm THICK REFLECTIVE GLASS
LOCATION	STORAGE
QUANTITY	01 NOS
OPEN AREA	1.05 sqm



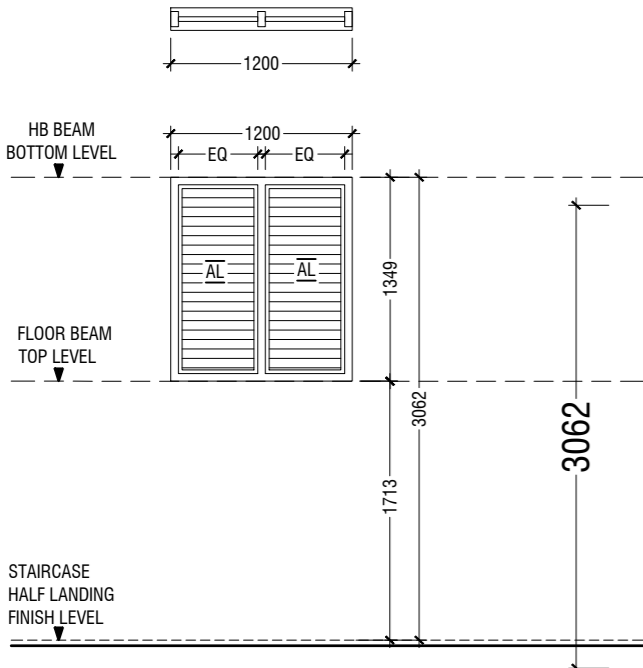
W3	WINDOW WITH FIXED GLASS & ALUMINUM LOUVERS
REMARKS	50mm THICK WHITE POWDER COATED (60 MICRONS) ALUMINUM FRAMED WINDOW WITH ALUMINIUM LOUVERS AND 6mm THICK REFLECTED FIXED GLASS PANELS
LOCATION	HALL
QUANTITY	12 NOS
OPEN AREA	1.59 sqm



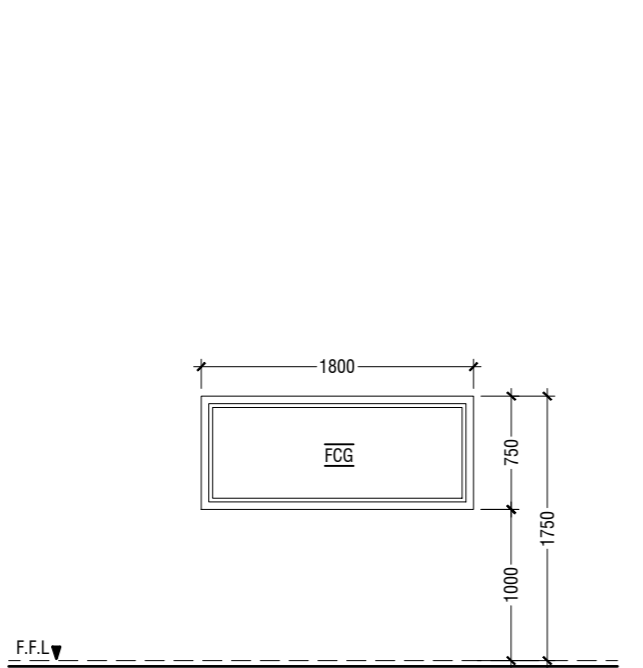
W4	TOP HUNG WINDOW
REMARKS	50mm THICK WHITE POWDER COATED (60 MICRONS) ALUMINUM FRAMED WINDOW WITH 6mm THICK REFLECTIVE GLASS
LOCATION	STORE ROOMS , CONTROL ROOM
QUANTITY	05 NOS
OPEN AREA	1.26 sqm



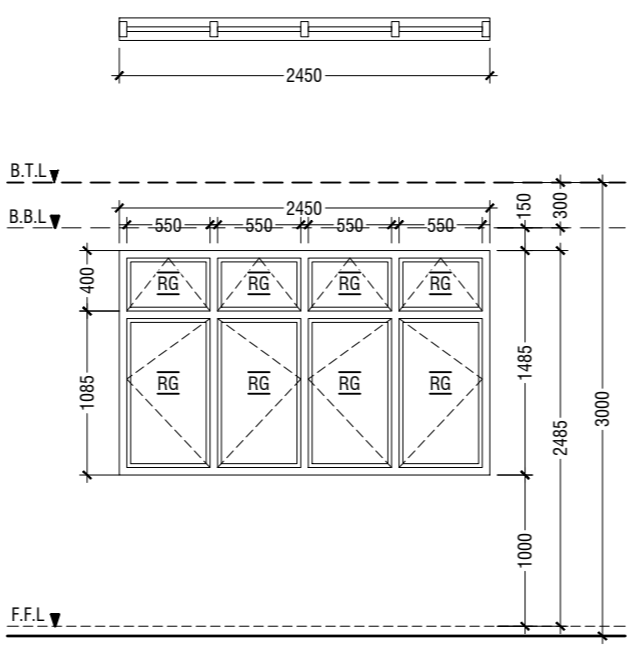
W5	TOP HUNG WINDOW
REMARKS	50mm THICK WHITE POWDER COATED (60 MICRONS) ALUMINUM FRAMED WINDOW WITH 6mm THICK REFLECTIVE GLASS
LOCATION	STAIRCASE LANDING
QUANTITY	02 NOS
OPEN AREA	1.92 sqm



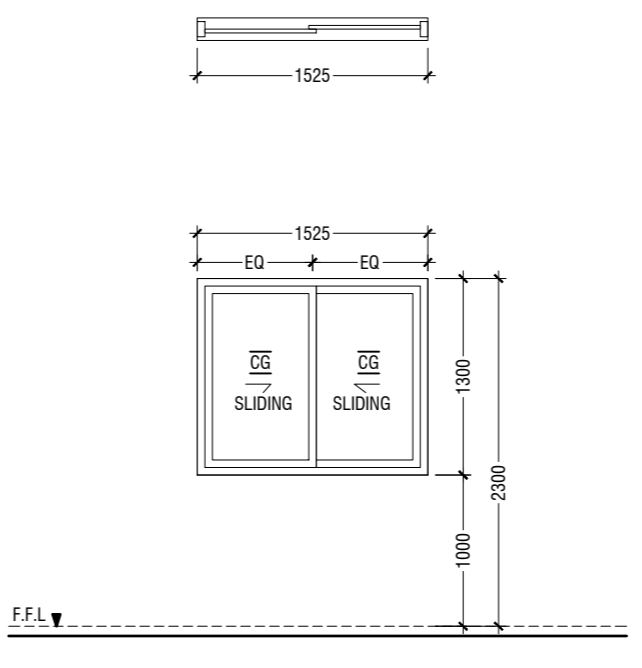
W6	LOUVERED WINDOW
REMARKS	50mm THICK WHITE POWDER COATED (60 MICRONS) ALUMINUM FRAMED WINDOW WITH ALUMINIUM LOUVERS
LOCATION	STAIRCASE HALF LANDING
QUANTITY	04 NOS
OPEN AREA	0.53 sqm



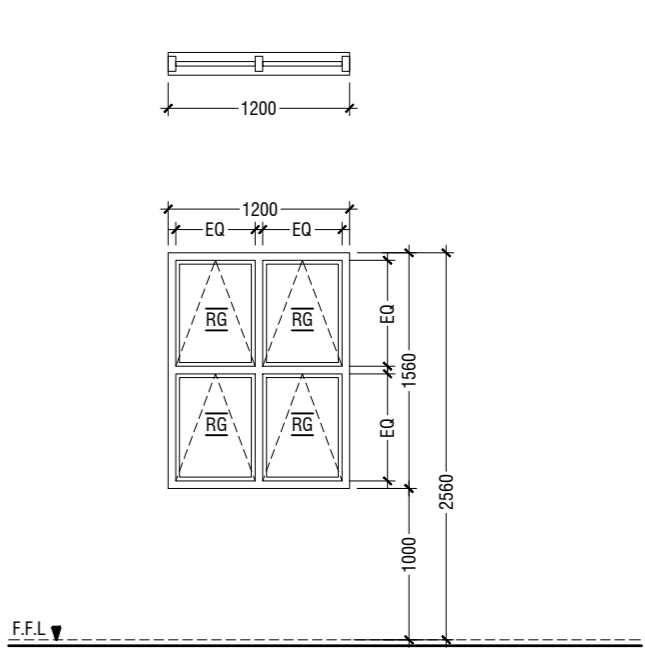
W7	FIXED WINDOW
REMARKS	50mm THICK WHITE POWDER COATED (60 MICRONS) ALUMINUM FRAMED WINDOW WITH 6mm THICK CLEAR GLASS PANEL
LOCATION	CONTROL ROOM
QUANTITY	01 NOS
OPEN AREA	- sqm



W8	SWING WINDOW
REMARKS	50mm THICK WHITE POWDER COATED (60 MICRONS) ALUMINUM FRAMED WINDOW WITH 6mm THICK REFLECTIVE GLASS
LOCATION	CLASSROOMS
QUANTITY	08 NOS
OPEN AREA	2.94 sqm



W9	SLIDING WINDOW
REMARKS	50mm THICK WHITE POWDER COATED (60 MICRONS) ALUMINUM FRAMED WITH ALUMINIUM PANEL AND 6mm THICK CLEAR GLASS
LOCATION	CLASSROOMS
QUANTITY	08 NOS
OPEN AREA	0.83 sqm



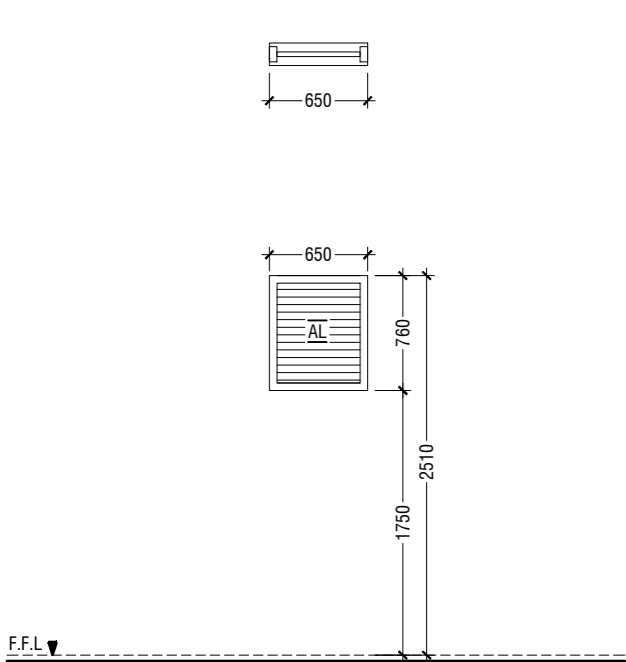
W10	TOP HUNG WINDOW
REMARKS	50mm THICK WHITE POWDER COATED (60 MICRONS) ALUMINUM FRAMED WINDOW WITH 6mm THICK REFLECTIVE GLASS
LOCATION	STORAGE
QUANTITY	03 NOS
OPEN AREA	1.48 sqm

LEGEND:
FCG - FIXED CLEAR GLASS
FRG - FIXED REFLECTED GLASS
RG - REFLECTED GLASS
AL - ALUMINIUM
PVC - POLYVINYL CHLORIDE

NOTE:-
- FLOOR TO FLOOR HEIGHT VARIES AND WILL BE SUBJECTED TO CHANGES, LIKEWISE, THE BEAM DEPTH CHANGES AT DIFFERENT LOCATIONS OF SIMILAR DOORS/WINDOWS AND WILL BE SUBJECTED TO CHANGES
- ALL DOORS & WINDOWS TO BE CHECKED ON SITE BEFORE FABRICATION.
- ALL DOOR & WINDOWS VIEWED FROM EXTERIOR, FOR DOOR SWING, REFER TO FLOOR PLANS.
- THE DOORS / WINDOWS WHICH DO NOT TOUCH THE BEAM SHALL HAVE A LINTEL BEAM (LB) ABOVE THE DOOR / WINDOW.
- FOR ALL THE WINDOWS PUT A SILL BEAM BELOW THE WINDOW (SB)
- FOR SAFETY PURPOSES REFER TO TECHNICAL SPECIFICATIONS FOR GLASS THICKNESS.

DOOR / WINDOW SCHEDULE - 2

SCALE 1:50
0 0.25 0.5 1 1.5 2 2.5


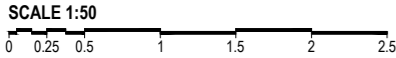


W11	WINDOW WITH ALUMINUM LOUVERS
REMARKS	50mm THICK WHITE POWDER COATED (60 MICRONS) ALUMINUM FRAMED WITH ALUMINUM LOUVERS
LOCATION	TOILETS
QUANTITY	02 NOS
OPEN AREA	0.36 SQM

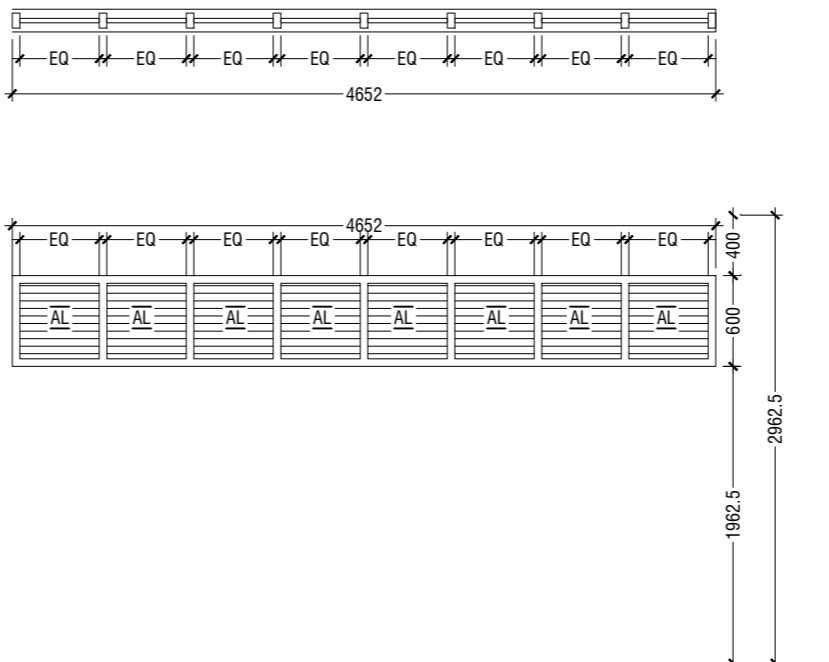
LEGEND:
FG - FIXED CLEAR GLASS
FRG - FIXED REFLECTED GLASS
RG - REFLECTED GLASS
AL - ALUMINIUM
PVC - POLYVINYL CHLORIDE

NOTE:-
- FLOOR TO FLOOR HEIGHT VARIES AND WILL BE SUBJECTED TO CHANGES, LIKEWISE, THE BEAM DEPTH CHANGES AT DIFFERENT LOCATIONS OF SIMILAR DOORS/WINDOWS AND WILL BE SUBJECTED TO CHANGES
- ALL DOORS & WINDOWS TO BE CHECKED ON SITE BEFORE FABRICATION.
- ALL DOOR & WINDOWS VIEWED FROM EXTERIOR, FOR DOOR SWING, REFER TO FLOOR PLANS.
- THE DOORS / WINDOWS WHICH DO NOT TOUCH THE BEAM SHALL HAVE A LINTEL BEAM (LB) ABOVE THE DOOR / WINDOW.
- FOR ALL THE WINDOWS PUT A SILL BEAM BELOW THE WINDOW (SB)
- FOR SAFETY PURPOSES REFER TO TECHNICAL SPECIFICATIONS FOR GLASS THICKNESS.

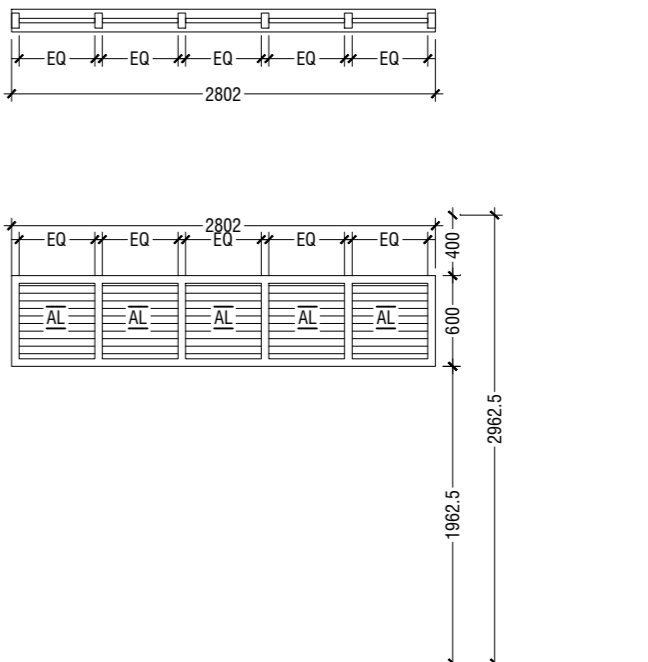
DOOR / WINDOW SCHEDULE - 3



V1	SUNSHADING
REMARKS	50mm THICK WHITE POWDER COATED (60 MICRONS) ALUMINUM FRAMED WITH ALUMINUM LOUVERS
LOCATION	CORRIDOR
QUANTITY	01 NOS
OPEN AREA	-



V2	SUNSHADING
REMARKS	50mm THICK WHITE POWDER COATED (60 MICRONS) ALUMINUM FRAMED WITH ALUMINUM LOUVERS
LOCATION	CORRIDOR
QUANTITY	01 NOS
OPEN AREA	-



V3	SUNSHADING
REMARKS	50mm THICK WHITE POWDER COATED (60 MICRONS) ALUMINUM FRAMED WITH ALUMINUM LOUVERS
LOCATION	CORRIDOR
QUANTITY	01 NOS
OPEN AREA	-

	Room name	Room Areas (sqm) (Specify centre to centre or clear)	Window (opening) number	Required opening areas (sqm)	Designed opening areas (sqm)	Open %
	Ground Floor					
1	Multi-purpose Hall	497.29	D1, 8*D2 & 12*W3	49.73	56.87	11.44%
2	Electrical Room	14.83	3*W1	1.48	1.59	10.72%
3	Changing Room -1	4.37	D6	0.44	2.12	48.51%
4	Changing Room -2	4.33	D6	0.43	2.12	48.96%
5	Storage - 1	5.51	Mechanical Ventilation			
6	Storage - 2	6.57	W2	0.66	1.05	15.98%
7	Toilet for Disable	5.01	Mechanical Ventilation			
8	Toilet (Male)	7.46	RC FINS			
9	Toilet (Female)	9.21	RC FINS			
	First Floor					
1	Control Room	11.49	2*W4	1.15	2.52	21.93%
2	Store Room	14.83	3*W4	1.48	3.78	25.49%
	Second Floor					
3	Class Room - 1	57.96	2*D8, 2*W8 & 2*W9	5.80	11.60	20.01%
4	Class Room - 2	57.96	2*D8, 2*W8 & 2*W9	5.80	11.60	20.01%
7	Class Room - 3	58.03	2*D8, 2*W8 & 2*W9	5.80	11.60	19.99%
8	Class Room - 4	57.96	2*D8, 2*W8 & 2*W9	5.80	11.60	20.01%
9	Toilet (Male)	15.41	RC FINS			
10	Toilet (Female)	15.39	RC FINS			
11	Cleaner Closet	4.46	Mechanical Ventilation			
12	Storage	4.99	3*W10	0.50	4.44	88.98%

VENTILATION SCHEDULE

NOT TO SCALE

Gdh.Vaadhoo Jamaaluddin - Multipurpose Hall & 4 Classroom
Client: Ministry of Education

Rev no	Date
--	-----
--	-----
--	-----

Project Number: RI/2020/006
Drawn by: Leena Jabeel
Engineer: Mohamed Munthaliq Waheed
Services: Alkhatir Ahmed

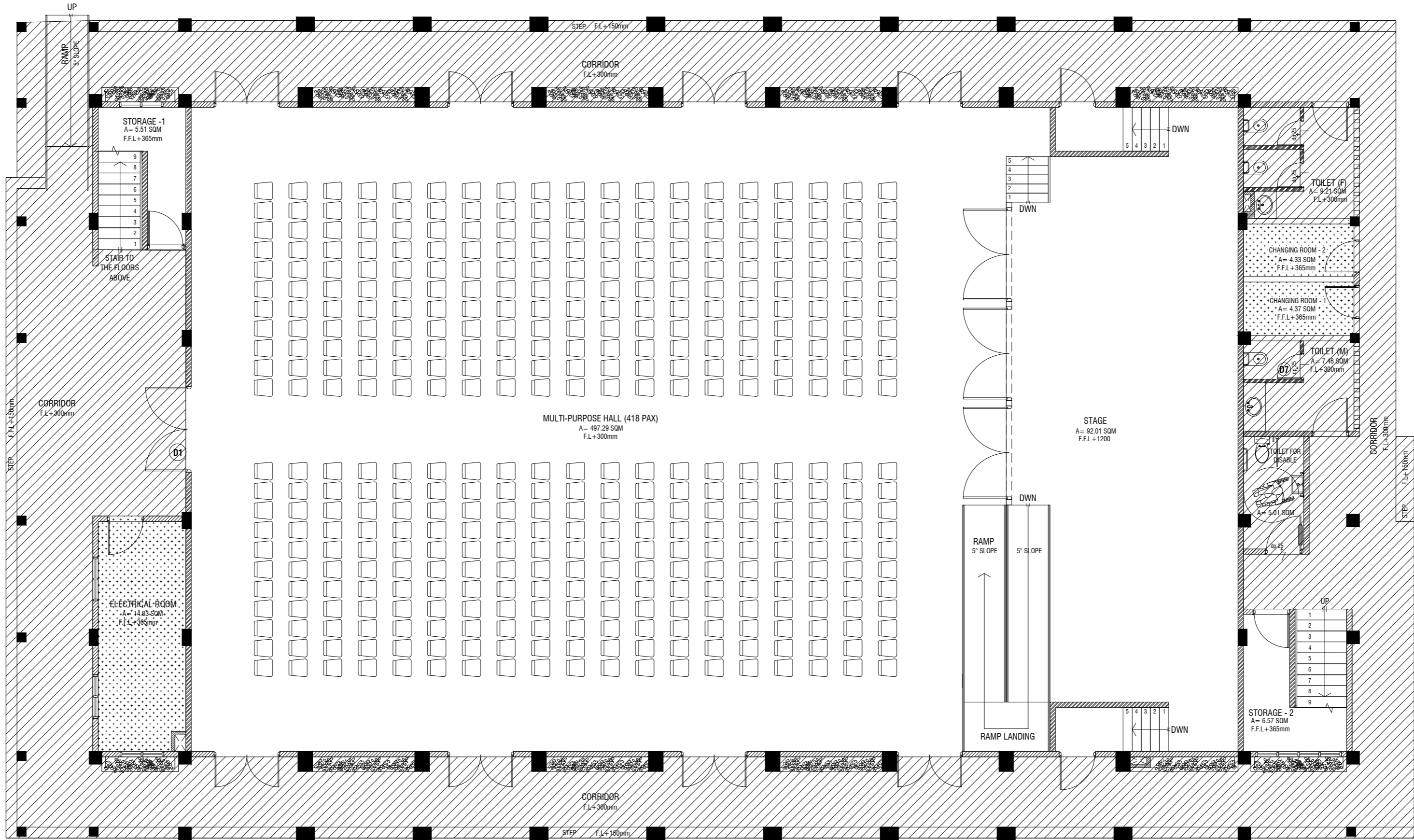


RYAN PRIVATE LIMITED
t: +960335049 f: +960330776
e: info@ryan.com.mv
w: www.ryan.com.mv
3rd floor, H. Azum, Ameermeegala, Male

Title: Door&WindowSchedule
& ventilation schedule

Page: A-10/26

The contents of these drawings remain as a property of RYAN Private Limited. Any use other than those expressly stated is a violation of this copyright.



GROUND FLOOR REFLECTED CEILING PLAN

SCALE 1:100

LEGEND	
CODE	DESCRIPTION
	EXPOSED SLAB SOFFIT TO BE GROUND SMOOTH IN SELECT PAINT FINISH (ONE COAT OF PUTTY FOLLOWED BY SEALER AND 2 COATS OF PAINT)
	6mm THICK CEMENT BOARD CEILING (ONE COAT OF PUTTY FOLLOWED BY SEALER AND 2 COATS OF PAINT)

Gdh.Vaadhoo Jamaaluddin - Multipurpose Hall & 4 Classroom
Client: Ministry of Education

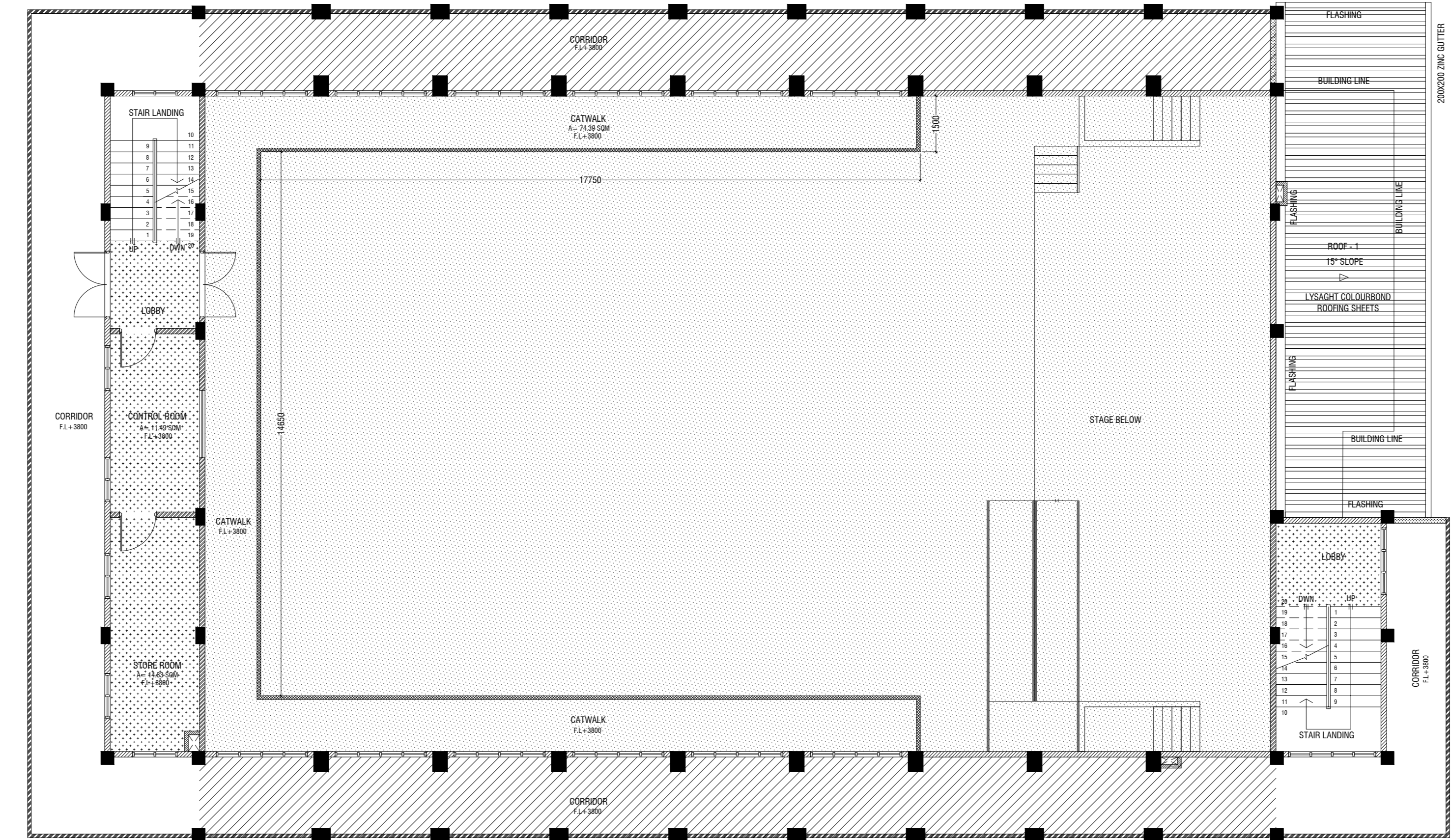
Rev no	Date
1	2020/06
2	2020/06
3	2020/06
4	2020/06
5	2020/06
6	2020/06
7	2020/06
8	2020/06
9	2020/06

RIYAN PRIVATE LIMITED
t: +960335049 f: +960330776
e: info@riyan.com.mv
w: www.riyan.com.mv
3rd floor, H. Azum, Ameeremogga, Male

Title: Ground Floor Reflected Ceiling Plan

Page: A-11/26

The contents of these drawings remain as a property of Riyan Private Limited. Any use other than those expressly stated is a violation of this copyright.



FIRST FLOOR REFLECTED CEILING PLAN

SCALE 1:100

LEGEND	
CODE	DESCRIPTION
	EXPOSED SLAB SOFFIT TO BE GROUND SMOOTH IN SELECT PAINT FINISH (ONE COAT OF PUTTY FOLLOWED BY SEALER AND 2 COATS OF PAINT)
	SUSPENDED ACOUSTIC CEILING SYSTEM WITH ALUMINUM FRAMING CEILING HEIGHT : +7300mm
	6mm THICK CEMENT BOARD CEILING (ONE COAT OF PUTTY FOLLOWED BY SEALER AND 2 COATS OF PAINT)

Gdh.Vaadhoo Jamaaluddin - Multipurpose Hall & 4 Classroom
Client: Ministry of Education

Project Number: RI/2020/006
Revision: 01
Architect: Leena Jaleel
Engineer: Mohamed Munthaliq Walleed
Drawn by: Mohamed Yashiq Ismail
Services: Alkathir Ahmed
Inspector:

Rev no
Date

Rev no
Date

Rev no
Date

Rev no
Date

Rev no
Date

Rev no
Date

Rev no
Date

Rev no
Date

Rev no
Date

Rev no
Date

Rev no
Date

Rev no
Date

Rev no
Date

Rev no
Date

Rev no
Date

Rev no
Date

Rev no
Date

Rev no
Date

Rev no
Date

Rev no
Date

Rev no
Date

Rev no
Date

Rev no
Date

Rev no
Date

Rev no
Date

Rev no
Date

Rev no
Date

Rev no
Date

Rev no
Date

Rev no
Date

Rev no
Date

Rev no
Date

Rev no
Date

Rev no
Date

Rev no
Date

Rev no
Date

Rev no
Date

Rev no
Date

Rev no
Date

Rev no
Date

Rev no
Date

Rev no
Date

Rev no
Date

Rev no
Date

Rev no
Date

Rev no
Date

Rev no
Date

Rev no
Date

Rev no
Date

Rev no
Date

Rev no
Date

Rev no
Date

Rev no
Date

Rev no
Date

Rev no
Date

Rev no
Date

Rev no
Date

Rev no
Date

Rev no
Date

Rev no
Date

Rev no
Date

Rev no
Date

Rev no
Date

Rev no
Date

Rev no
Date

Rev no
Date

Rev no
Date

Rev no
Date

Rev no
Date

Rev no
Date

Rev no
Date

Rev no
Date

Rev no
Date

Rev no
Date

Rev no
Date

Rev no
Date

Rev no
Date

Rev no
Date

Rev no
Date

Rev no
Date

Rev no
Date

Rev no
Date

Rev no
Date

Rev no
Date

Rev no
Date

Rev no
Date

Rev no
Date

Rev no
Date

Rev no
Date

Rev no
Date

Rev no
Date

Rev no
Date

Rev no
Date

Rev no
Date

Rev no
Date

Rev no
Date

Rev no
Date

Rev no
Date

Rev no
Date

Rev no
Date

Rev no
Date

Rev no
Date

Rev no
Date

Rev no
Date

Rev no
Date

Rev no
Date

Rev no
Date

Rev no
Date

Rev no
Date

Rev no
Date

Rev no
Date

Rev no
Date

Rev no
Date

Rev no
Date

Rev no
Date

Rev no
Date

Rev no
Date

Rev no
Date

Rev no
Date

Rev no
Date

Rev no
Date

Rev no
Date

Rev no
Date

Rev no
Date

Rev no
Date

Rev no
Date

Rev no
Date

Rev no
Date

Rev no
Date

Rev no
Date

Rev no
Date

Rev no
Date

Rev no
Date

Rev no
Date

Rev no
Date

Rev no
Date

Rev no
Date

Rev no
Date

Rev no
Date

Rev no
Date

Rev no
Date

Rev no
Date

Rev no
Date

Rev no
Date

Rev no
Date

Rev no
Date

Rev no
Date

Rev no
Date

Rev no
Date

Rev no
Date

Rev no
Date

Rev no
Date

Rev no
Date

Rev no
Date

Rev no
Date

Rev no
Date

Rev no
Date

Rev no
Date

Rev no
Date

Rev no
Date

Rev no
Date

Rev no
Date

Rev no
Date

Rev no
Date

Rev no
Date

Rev no
Date

Rev no
Date

Rev no
Date

Rev no
Date

Rev no
Date

Rev no
Date

Rev no
Date

Rev no
Date

Rev no
Date

Rev no
Date

Rev no
Date

Rev no
Date

Rev no
Date

Rev no
Date

Rev no
Date

Rev no
Date

Rev no
Date

Rev no
Date

Rev no
Date

Rev no
Date

Rev no
Date

Rev no
Date

Rev no
Date

Rev no
Date

Rev no
Date

Rev no
Date

Rev no
Date

Rev no
Date

Rev no
Date

Rev no
Date

Rev no
Date

Rev no
Date

Rev no
Date

Rev no
Date

Rev no
Date

Rev no
Date

Rev no
Date

Rev no
Date

Rev no
Date

Rev no
Date

Rev no
Date

Rev no
Date

Rev no
Date

Rev no
Date

Rev no
Date

Rev no
Date

Rev no
Date

Rev no
Date

Rev no
Date

Rev no
Date

Rev no
Date

Rev no
Date

Rev no
Date

Rev no
Date

Rev no
Date

Rev no
Date

Rev no
Date

Rev no
Date

Rev no
Date

Rev no
Date

Rev no
Date

Rev no
Date

Rev no
Date

Rev no
Date

Rev no
Date

Rev no
Date

Rev no
Date

Rev no
Date

Rev no
Date

Rev no
Date

Rev no
Date

Rev no
Date

Rev no
Date

Rev no
Date

Rev no
Date

Rev no
Date

Rev no
Date

Rev no
Date

Rev no
Date

Rev no
Date

Rev no
Date

Rev no
Date

Rev no
Date

Rev no
Date

Rev no
Date

Rev no
Date

Rev no
Date

Rev no
Date

Rev no
Date

Rev no
Date

Rev no
Date

Rev no
Date

Rev no
Date

Rev no
Date

Rev no
Date

Rev no
Date

Rev no
Date

Rev no
Date

Rev no
Date

Rev no
Date

Rev no
Date

Rev no
Date

Rev no
Date

Rev no
Date

Rev no
Date

Rev no
Date

Rev no
Date

Rev no
Date

Rev no
Date

Rev no
Date

Rev no
Date

Rev no
Date

Rev no
Date

Rev no
Date

Rev no
Date

Rev no
Date

Rev no
Date

Rev no
Date

Rev no
Date

Rev no
Date

Rev no
Date

Rev no
Date

Rev no
Date

Rev no
Date

Rev no
Date

Rev no
Date

Rev no
Date

Rev no
Date

Rev no
Date

Rev no
Date

Rev no
Date

Rev no
Date

Rev no
Date

Rev no
Date

Rev no
Date

Rev no
Date

Rev no
Date

Rev no
Date

Rev no
Date

Rev no
Date

Rev no
Date

Rev no
Date

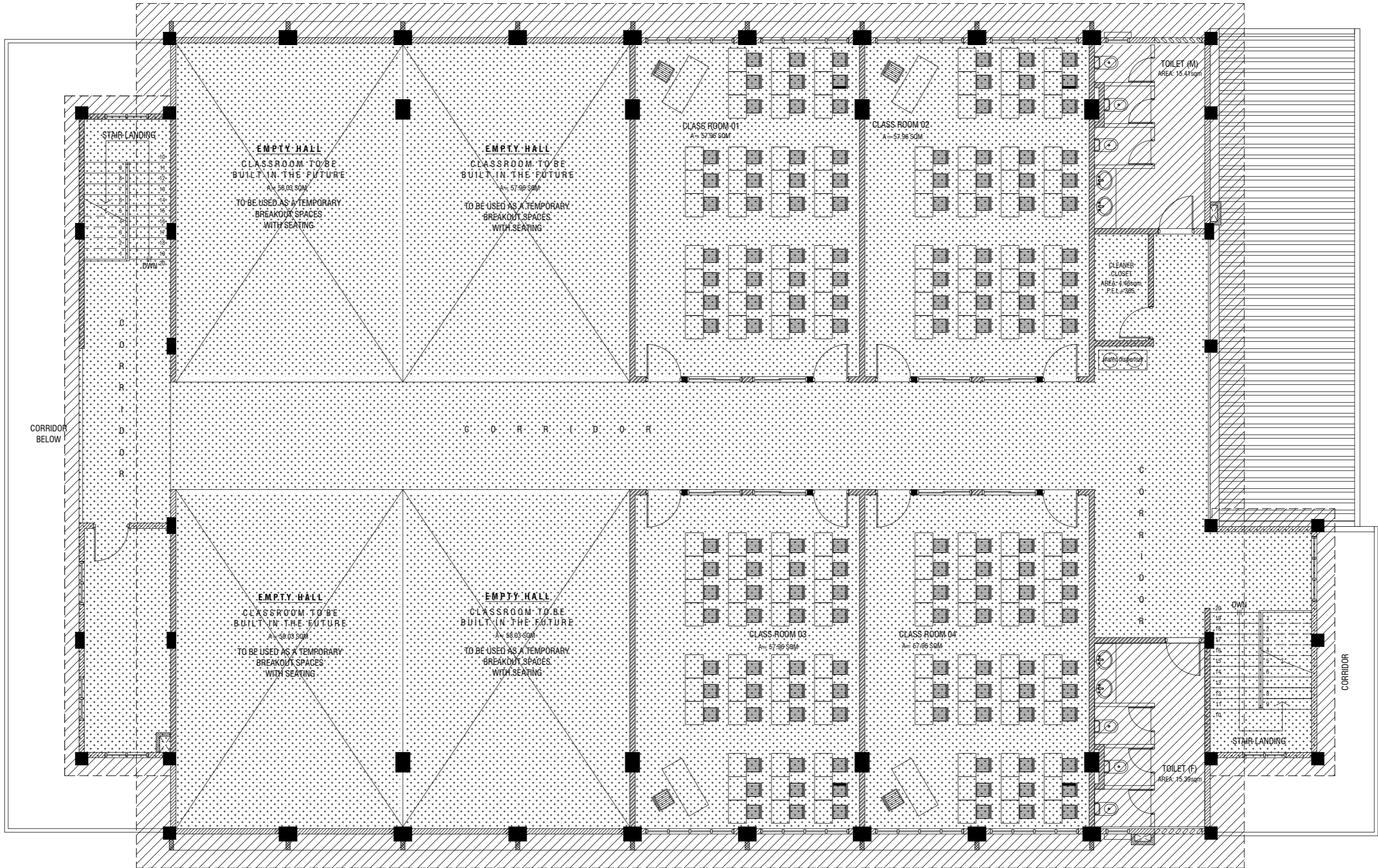
Rev no
Date

Rev no
Date

Rev no
Date

Rev no
Date

Rev no
Date



SECOND FLOOR REFLECTED CEILING PLAN

SCALE 1:100
0 0.5 1 2 3 4 5

LEGEND

CODE	DESCRIPTION
	9mm THICK FIXED CEILING 'BORAL' OR EQUIVALENT PLASTERBOARD CEILING SYSTEM WITH TIMBER FRAMES, APPLIED WITH GROUND SMOOTH FINISH IN SELECTED PAINT
	6mm THICK CEMENT BOARD ON ROOF EAVE/GABLE CEILING (ONE COAT OF PUTTY FOLLOWED BY SEALER AND 2 COATS OF PAINT)

Gdh.Vaadhoo Jamaaluddin - Multipurpose Hall & 4 Classroom
Client: Ministry of Education

Rev no	Date
1	2023/06/01
2	2023/06/01
3	2023/06/01

Project Number: RI/2020/006
Architect: Leena Jaleel
Engineer: Mohamed Munthaliq Walleed
Drawn by: Mohamed Yashiq Ismail
Services: Alkathir Ahmed

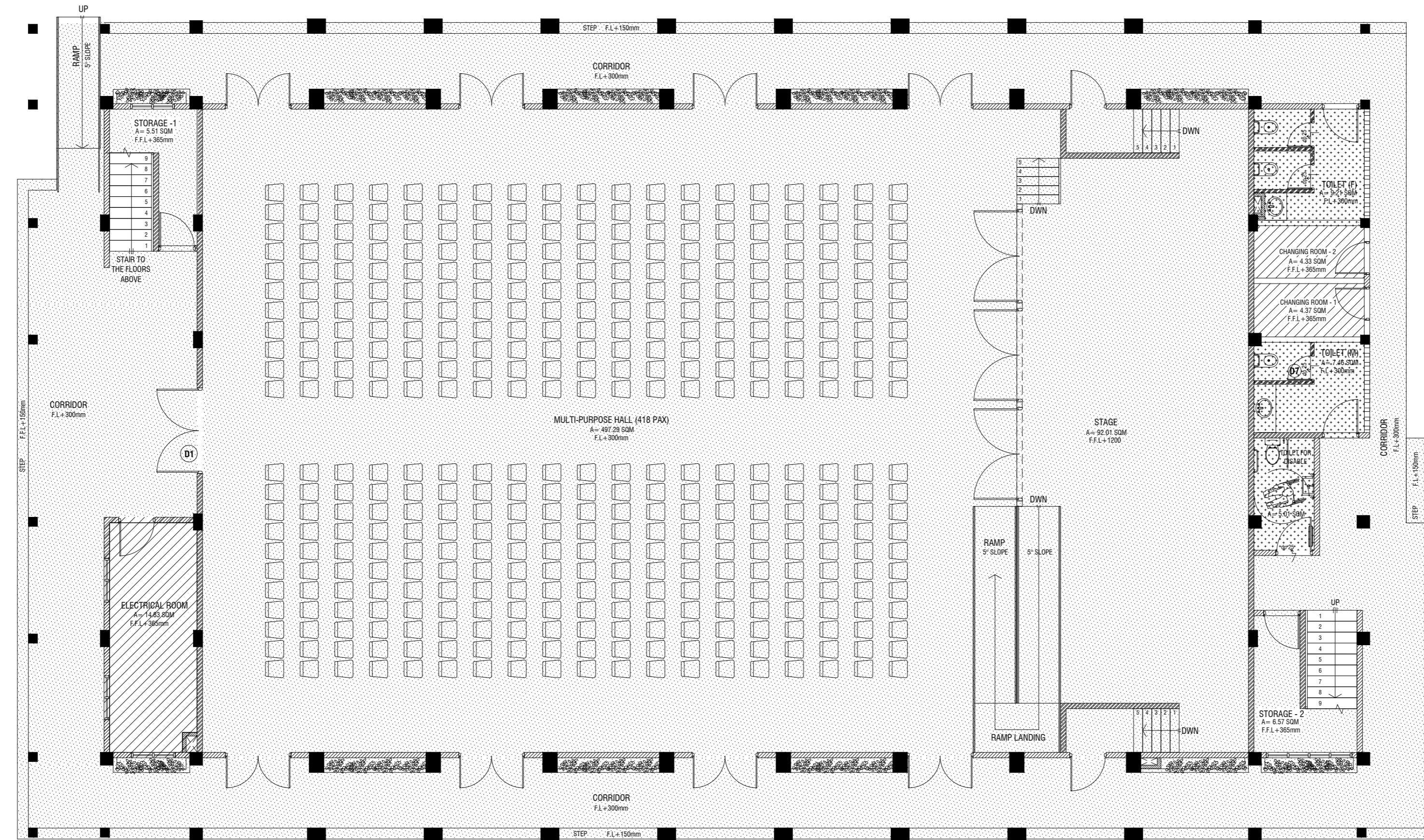


RYAN PRIVATE LIMITED
t: +9603355049 f: +9603310776
e: info@ryan.com.mv
w: www.ryan.com.mv
3rd floor, H. Azum, Ameermeegoo, Male

Title: Second Floor Reflected Ceiling Plan

Page: A-13/26

The contents of these drawings remain as a property of RYAN Private Limited. Any use other than those expressly stated is a violation of this copyright.



GROUND FLOOR FINISHES PLAN

SCALE 1:100



LEGEND

CODE	DESCRIPTION
	35mm NORMAL SCREEDING WITH 2.5mm SELF LEVELING CEMENT WITH EPOXY FLOOR PAINT (2 COATS OF EPOXY)
	600X600mm HOMOGENOUS NON-SLIP TILES OVER 25mm SCREEDING

	300X300mm HOMOGENOUS NON-SLIP TILES OVER 25mm SCREEDING
--	---

NOTE:
BADMINTON COURT TO BE DRAWN ON WITH ELASTOMETRIC PAINT IN SELECTED PAINT FINISH

STAGE SHOULD HAVE A CARPET FINISH ON TOP OF THE 25X100mm HARDWOOD FLOORING

Gdh.Vaadhoo Jamaaluddin - Multipurpose Hall & 4 Classroom
Client: Ministry of Education

Rev no	Date
1	2023/03/01
2	2023/03/01
3	2023/03/01
4	2023/03/01
5	2023/03/01
6	2023/03/01
7	2023/03/01
8	2023/03/01
9	2023/03/01



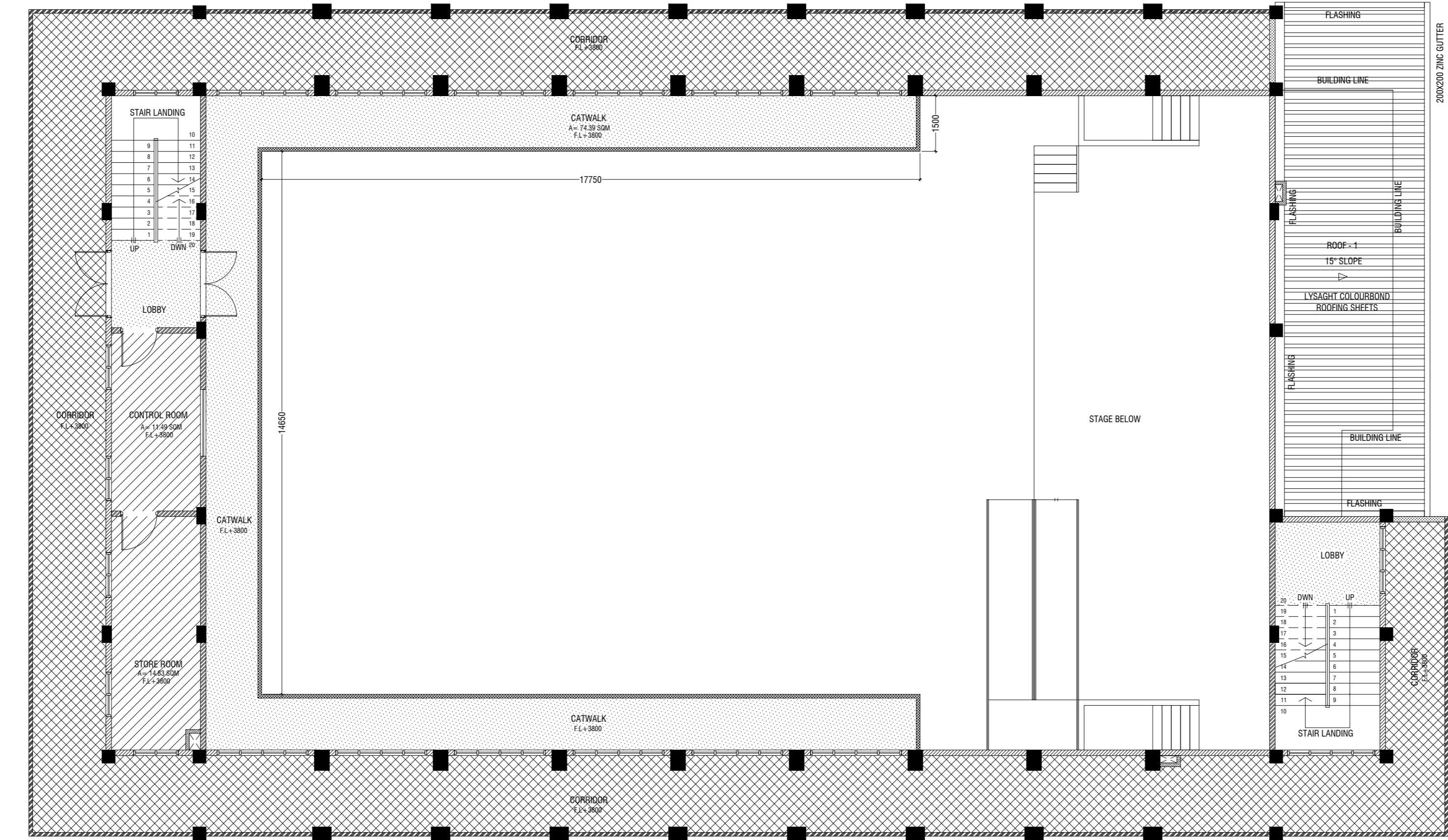
RYAN PRIVATE LIMITED

T: +9603355049 F: +9603310776
E: info@ryan.com.mv
W: www.ryan.com.mv
3rd Floor, H. Azum, Ameermeegala, Male

Title: Ground Floor Finishes Plan

Page: A-14/26

The contents of these drawings remain as a property of RYAN Private Limited. Any use other than those expressly stated is a violation of this copyright.



FIRST FLOOR FINISHES PLAN
SCALE 1:100

LEGEND	
CODE	DESCRIPTION
	35mm NORMAL SCREEDING WITH 2.5mm SELF LEVELING CEMENT WITH EPOXY FLOOR PAINT (2 COATS OF EPOXY)
	600X600mm HOMOGENOUS NON-SLIP TILES OVER 50mm SCREEDING
	SELF LEVELLING CEMENT FLOOR SCREED WITH BITUMINOUS WATERPROOFING AGENT

Gdh.Vaadhoo Jamaaluddin - Multipurpose Hall & 4 Classroom
Client: Ministry of Education

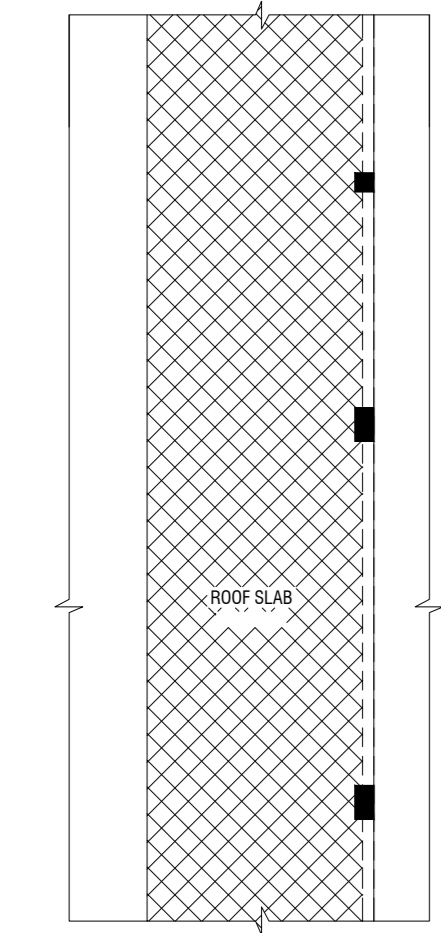
Rev no	Date
1	2023
2	2023
3	2023
4	2023
5	2023
6	2023
7	2023
8	2023
9	2023
10	2023
11	2023
12	2023
13	2023
14	2023
15	2023
16	2023
17	2023
18	2023
19	2023
20	2023



RYAN PRIVATE LIMITED
t: +960335049 f: +960330776
e: info@ryan.com.mv
w: www.ryan.com.mv
3rd floor, H. Azumi, Ameeremogga, Male

Title: First Floor Finishes Plan
Page: A-15/26

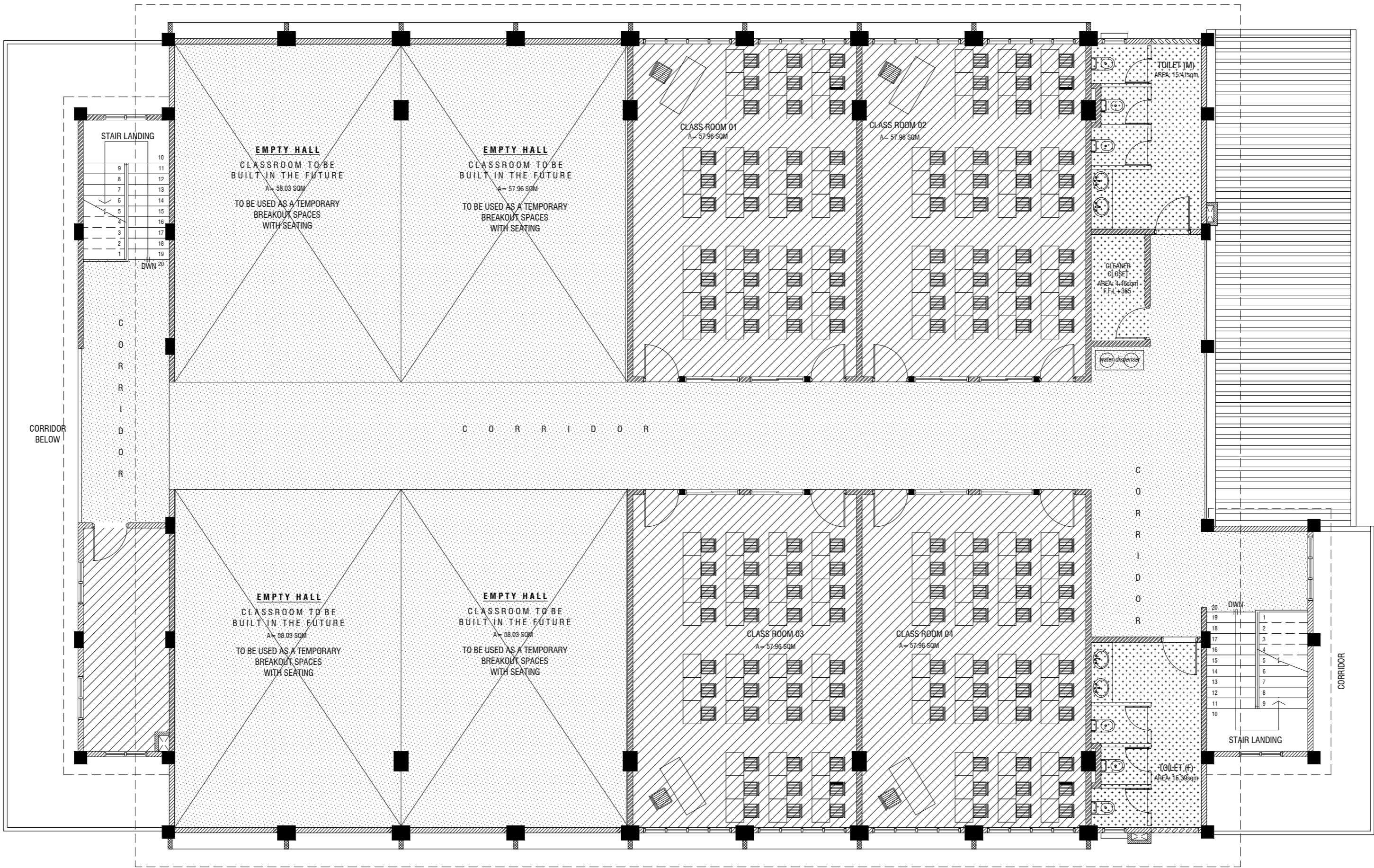
The contents of these drawings remain as a property of RYAN Private Limited. Any use other than those expressly stated is a violation of this copyright.



NOTE:
THE FINISH FLOOR LEVELS OF THE SLAB TOP OF THE ROOF SLABS SHALL
BE DONE WITH SELF LEVELLING CEMENT FLOOR SCREED
WITH BITUMINOUS WATERPROOFING AGENT

ROOF SLAB FLOOR FINISHES PLAN

SCALE 1:100
0 0.5 1 2 3 4 5



SECOND FLOOR FINISHES PLAN

SCALE 1:100
0 0.5 1 2 3 4 5

LEGEND

CODE	DESCRIPTION
	600X600mm HOMOGENOUS NON-SLIP TILES OVER 50mm SCREEDING
	SELF LEVELLING CEMENT FLOOR SCREED WITH BITUMINOUS WATERPROOFING AGENT
	300X300mm HOMOGENOUS NON-SLIP TILES OVER 25mm SCREEDING

Gdh.Vaadhoo Jamaaluddin - Multipurpose Hall & 4 Classroom

Client: Ministry of Education

Rev no	Date
1	2020/06/06
2	2020/06/06
3	2020/06/06
4	2020/06/06
5	2020/06/06
6	2020/06/06
7	2020/06/06
8	2020/06/06
9	2020/06/06
10	2020/06/06
11	2020/06/06
12	2020/06/06
13	2020/06/06
14	2020/06/06
15	2020/06/06
16	2020/06/06
17	2020/06/06
18	2020/06/06
19	2020/06/06
20	2020/06/06



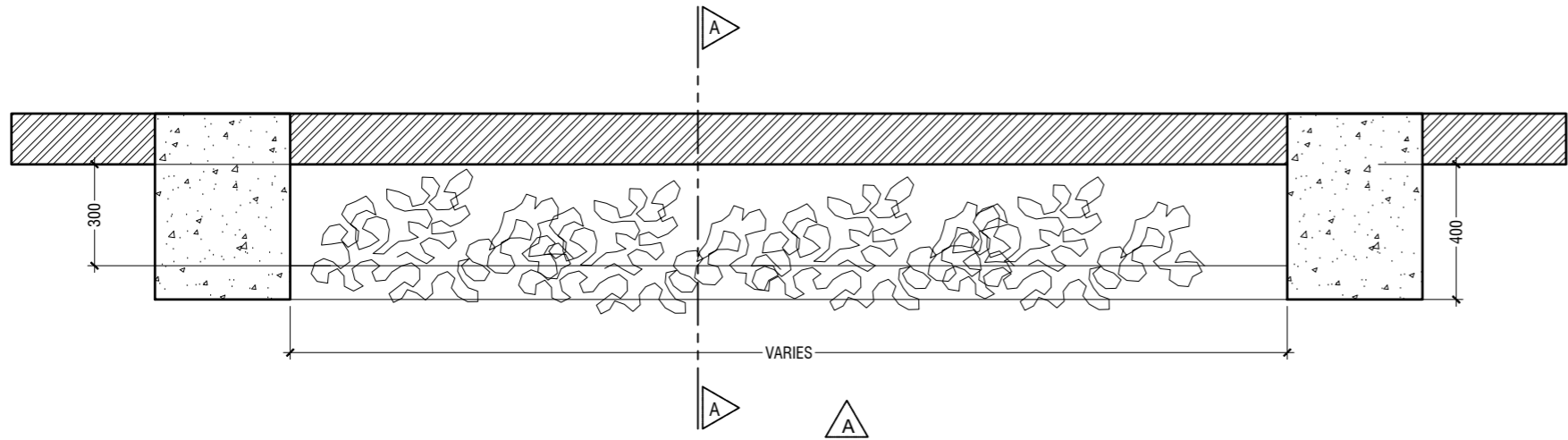
RYAN PRIVATE LIMITED

T: +960335049 F: +960330776
E: info@ryan.com.mv
W: www.ryan.com.mv
3rd floor, H. Azum, Ameeremogga, Male

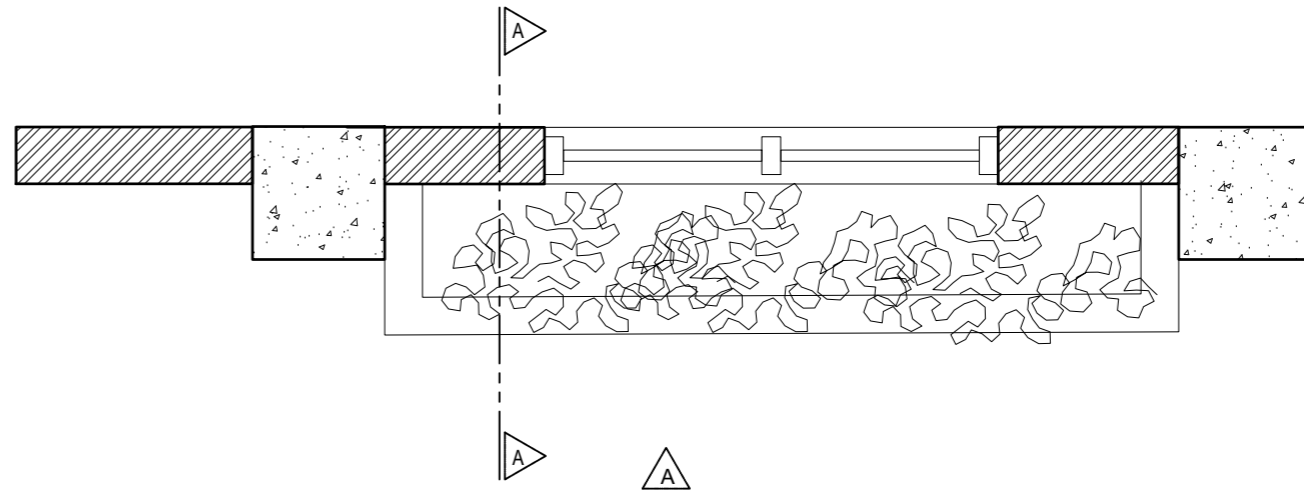
Title: Second Floor Finishes
Plan

Page: A-16/26


The contents of these drawings remain as a property of RYAN Private Limited. Any use other than those expressly stated is a violation of this copyright.



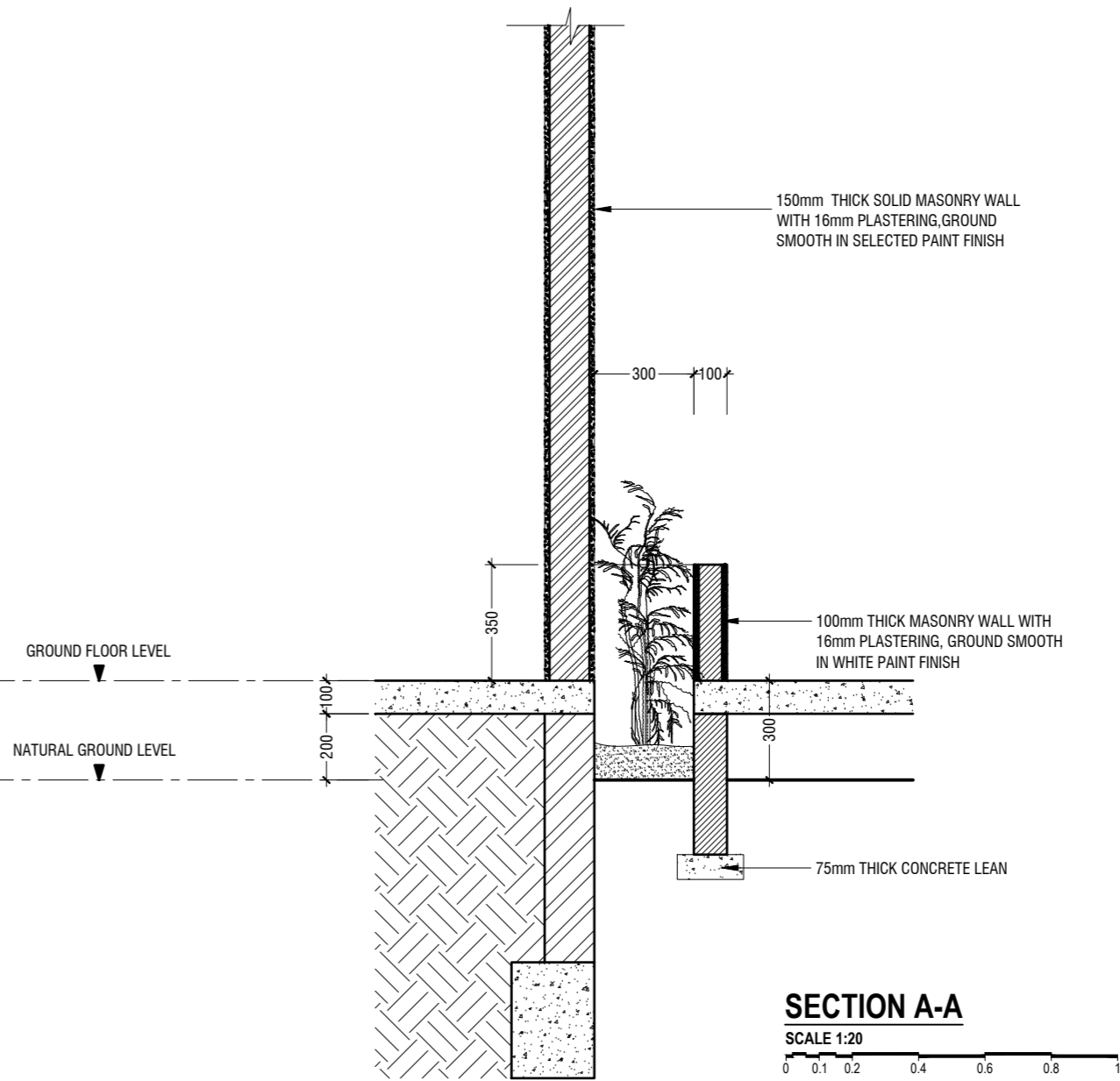
TYPICAL PLAN VIEW TYPE - 1
SCALE 1:20
0 0.1 0.2 0.4 0.6 0.8 1



TYPICAL PLAN VIEW TYPE - 2
SCALE 1:20
0 0.1 0.2 0.4 0.6 0.8 1



ELEVATION A
SCALE 1:20
0 0.1 0.2 0.4 0.6 0.8 1



SECTION A-A
SCALE 1:20
0 0.1 0.2 0.4 0.6 0.8 1

DETAIL - 1 (PLANTER BOX DETAILS)

SCALE 1:20
0 0.1 0.2 0.4 0.6 0.8 1

Gdh.Vaadhoo Jamaaluddin - Multipurpose Hall & 4 Classroom
Client: Ministry of Education

Rev no	Date
1	2020/06/06
2	2020/06/06
3	2020/06/06
4	2020/06/06
5	2020/06/06
6	2020/06/06
7	2020/06/06
8	2020/06/06
9	2020/06/06
10	2020/06/06

Project Number: RI/2020/006
Architect: Leena Jaleel
Engineer: Mohamed Munthaliq Walleed
Drawn by: Mohamed Yabiq Ismail
Services: Alkhatir Ahmed
Director:

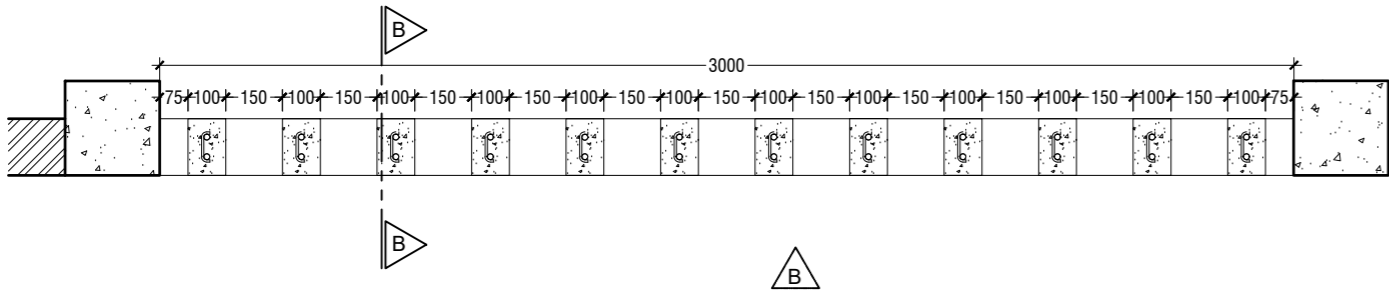


RYAN PRIVATE LIMITED
t: +960335049 f: +9603310776
e: info@ryan.com.mv
w: www.ryan.com.mv
3rd floor, H. Azum, Ameeremogga, Male

Title: Detail - 1 (Planter Box Detail)

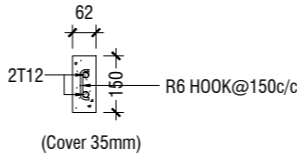
Page: A-17/26

The contents of these drawings remain as a property of RYAN Private Limited. Any use other than those expressly stated is a violation of this copyright.



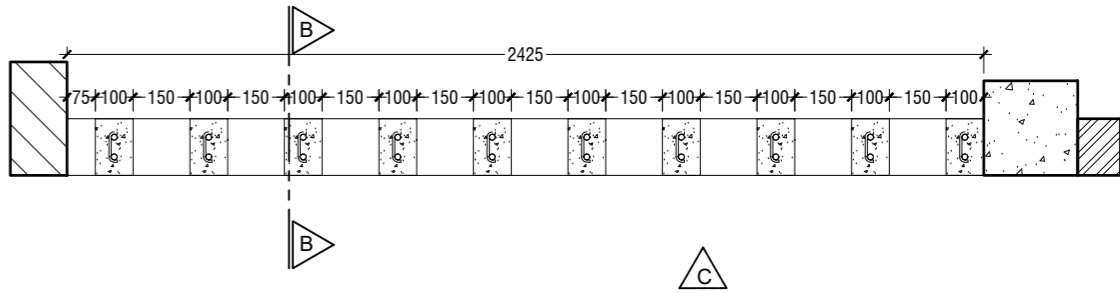
TYPE - 1 PLAN VIEW

SCALE 1:20




RC FIN DETAIL

SCALE 1:20



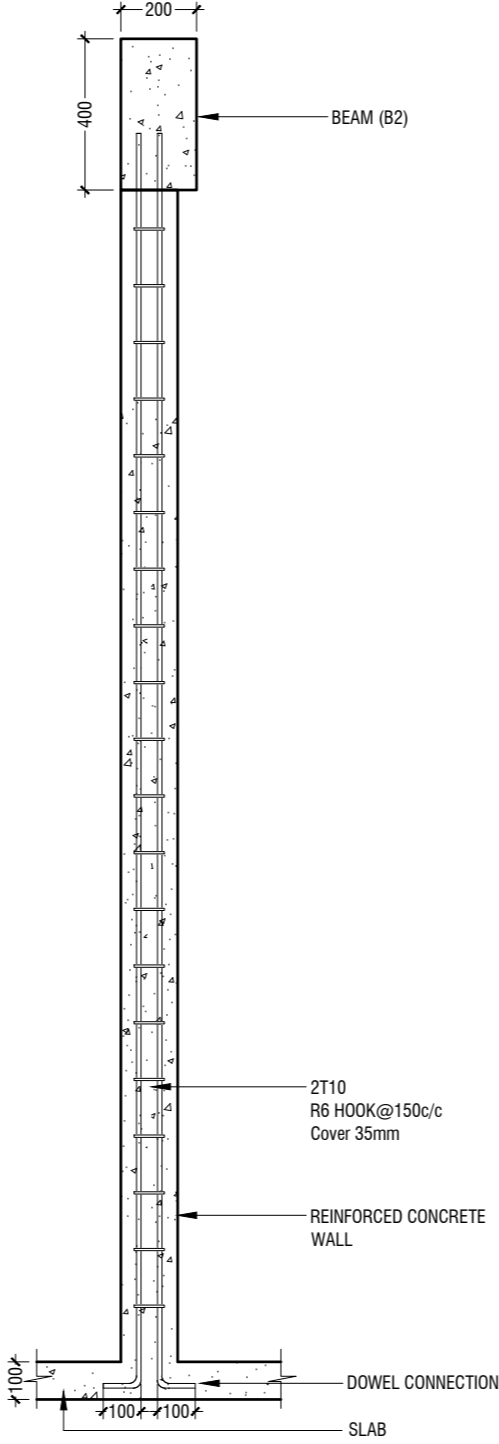
TYPE - 2 PLAN VIEW

SCALE 1:20




ELEVATION - B

SCALE 1:20



SECTION B-B

SCALE 1:20



ELEVATION - C

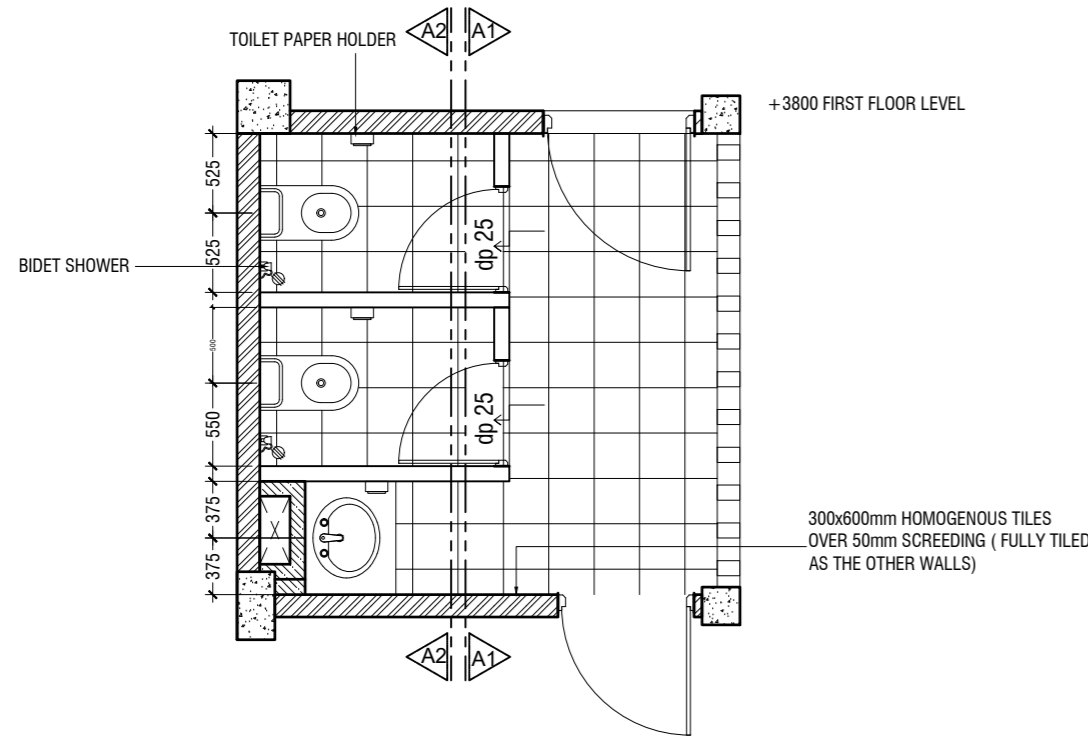
SCALE 1:20



DETAIL - 2 (RC FIN DETAILS)

SCALE 1:20



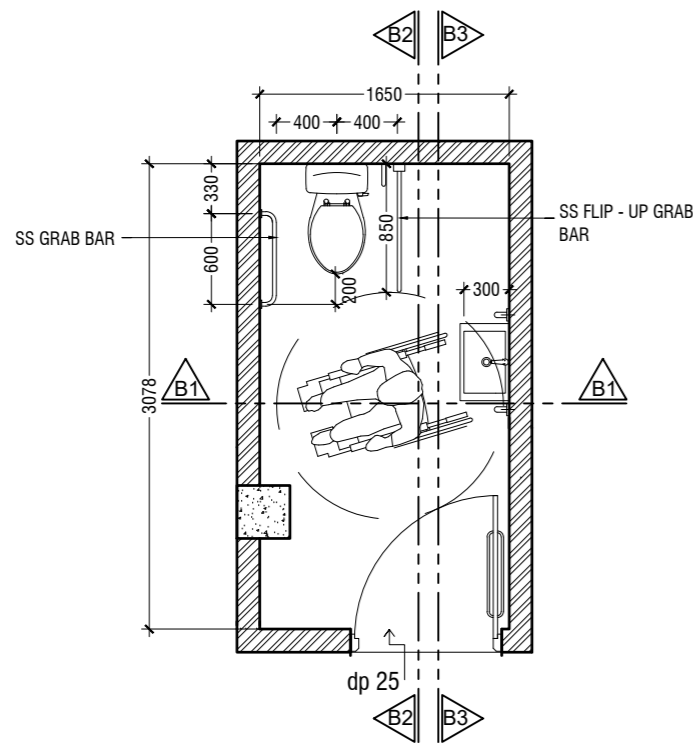


TYPICAL TOILET PLAN

SCALE 1:50
0 0.25 0.5 1 1.5 2 2.5

DETAIL - 3

SCALE 1:50
0 0.25 0.5 1 1.5 2 2.5



TOILET FOR PERSONS WITH DISABILITIES PLAN

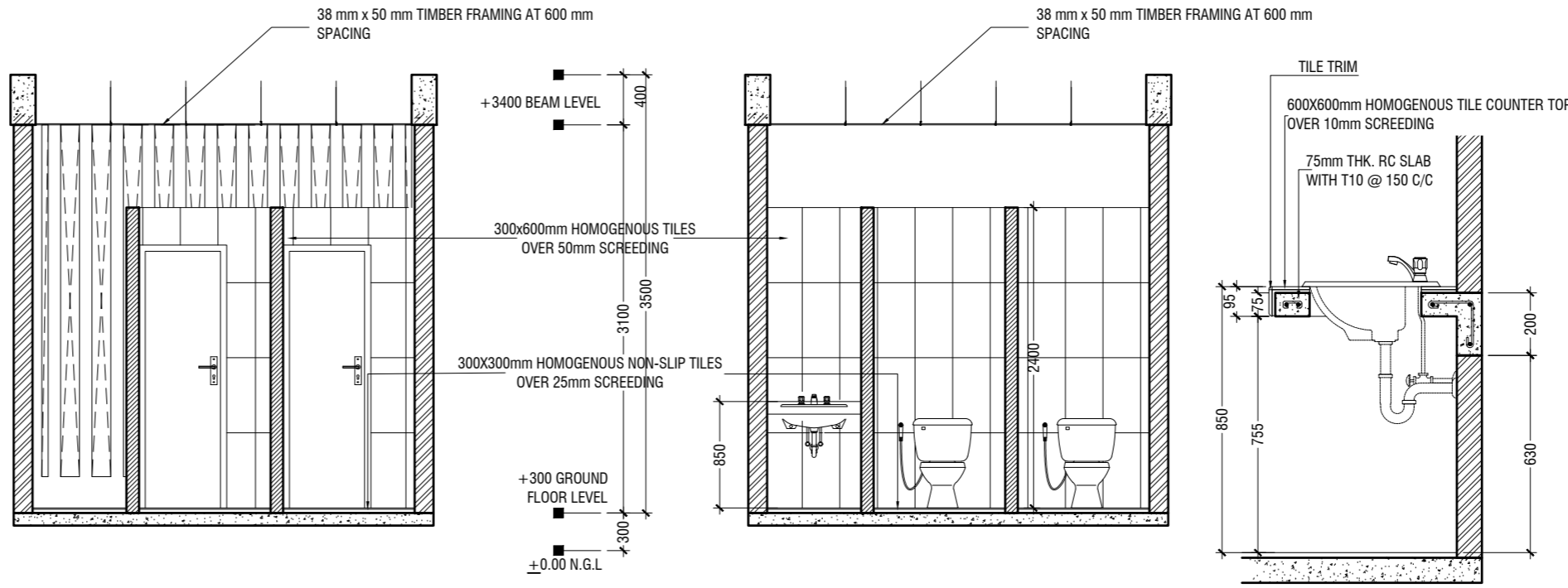
SCALE 1:50
0 0.25 0.5 1 1.5 2 2.5

NOTE:
ALL THE MATERIALS FOR FIXTURES SHALL BE APPROVED
BY THE ARCHITECT/CONSULTANT BEFORE INSTALLATION

GRAB BARS OF THE DISABLE TOILET SHALL BE AS PER MANUFACTURE'S DETAIL

DETAIL - 4

SCALE 1:50
0 0.25 0.5 1 1.5 2 2.5



SECTION A1-A1

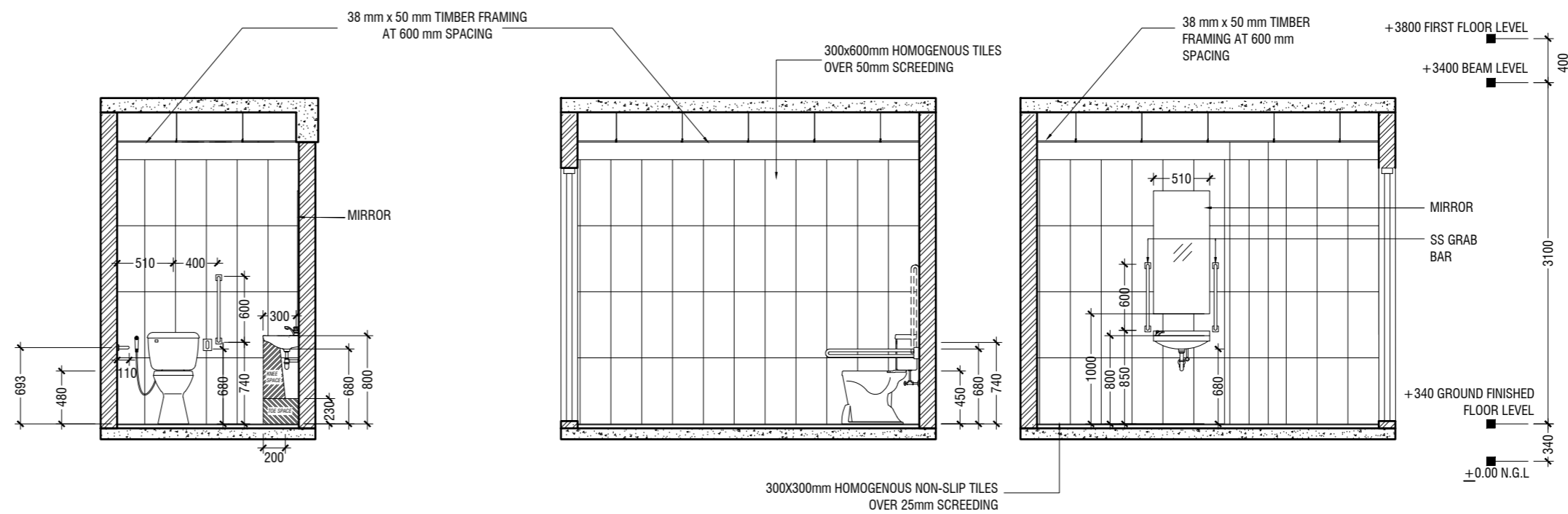
SCALE 1:50
0 0.25 0.5 1 1.5 2 2.5

SECTION A2-A2

SCALE 1:50
0 0.25 0.5 1 1.5 2 2.5

COUNTER TOP DETAILS

SCALE 1:20
0 0.1 0.2 0.4 0.6 0.8 1



SECTION B1-B1

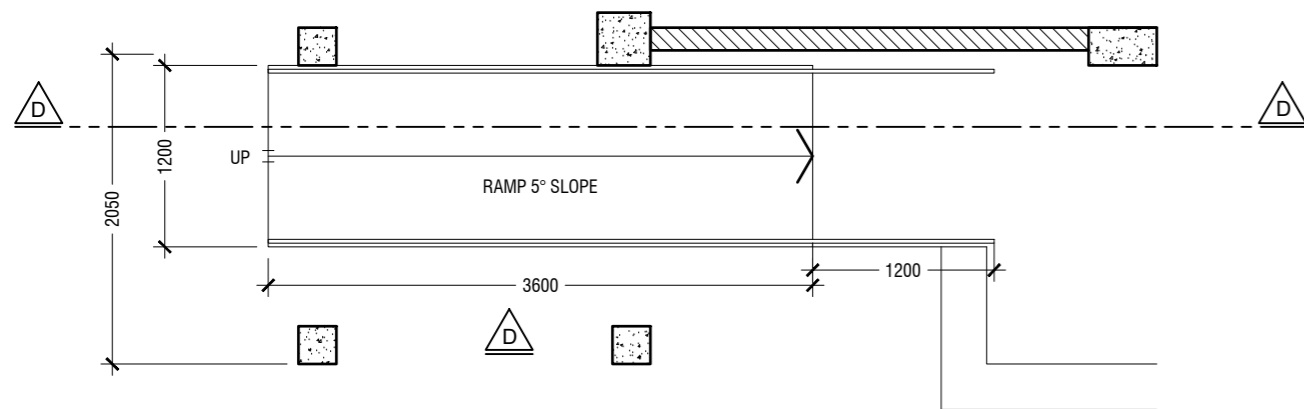
SCALE 1:50
0 0.25 0.5 1 1.5 2 2.5

SECTION B2-B2

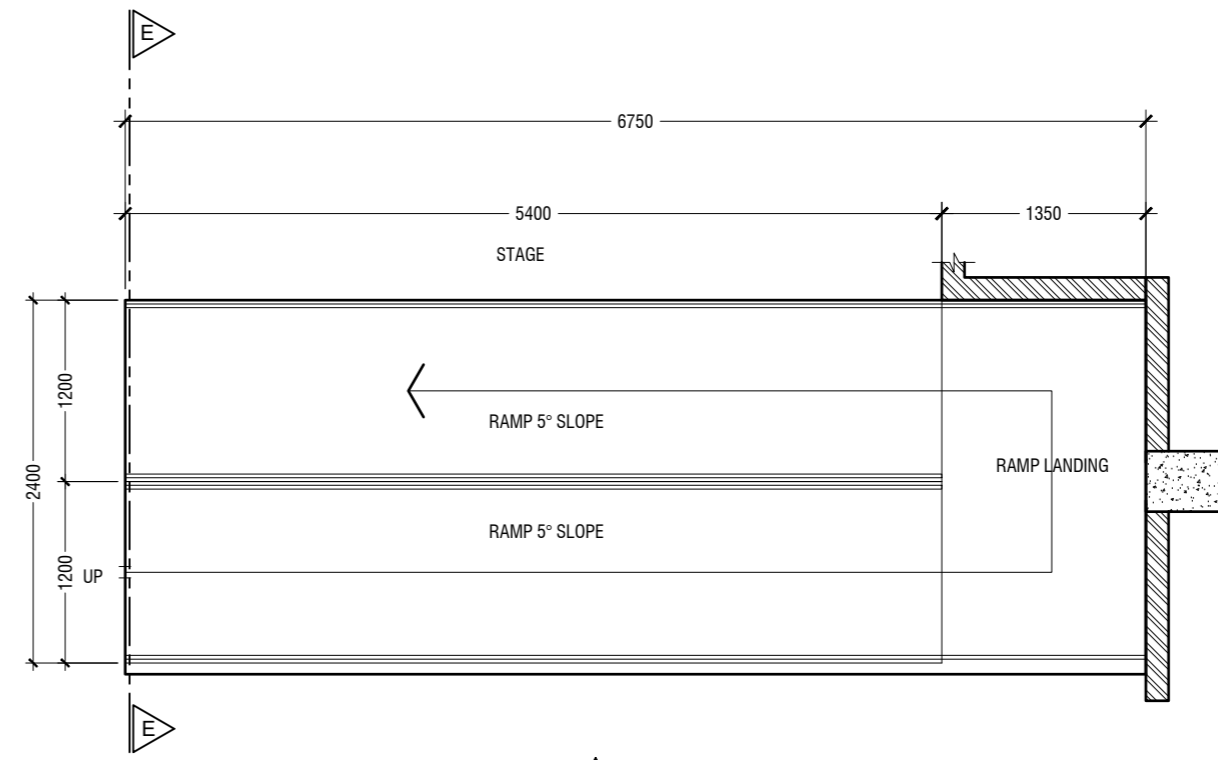
SCALE 1:50
0 0.25 0.5 1 1.5 2 2.5

SECTION B3-B3

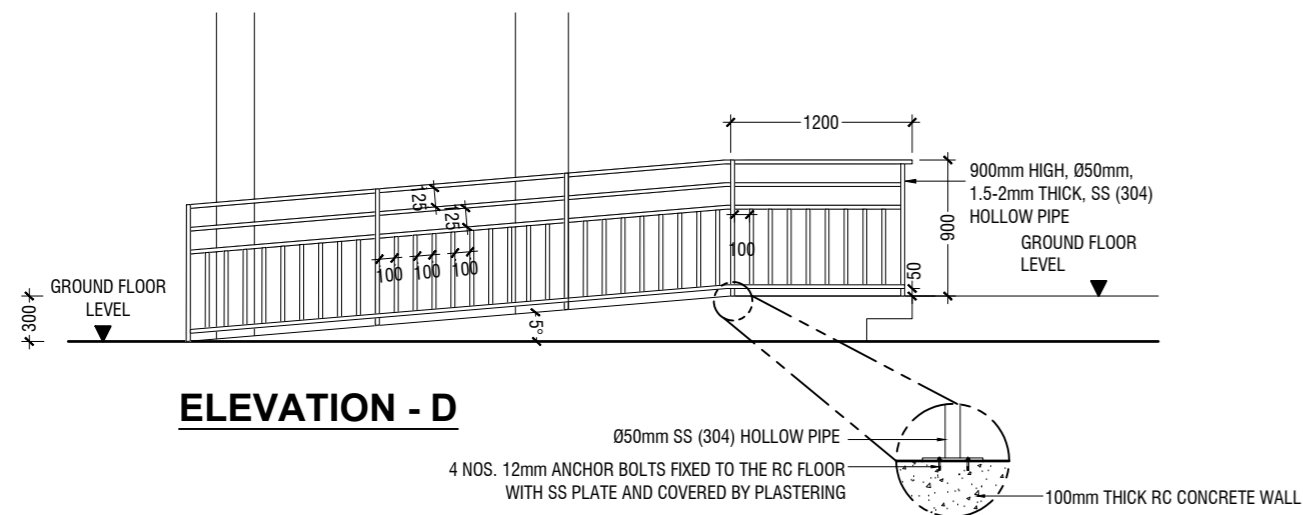
SCALE 1:50
0 0.25 0.5 1 1.5 2 2.5



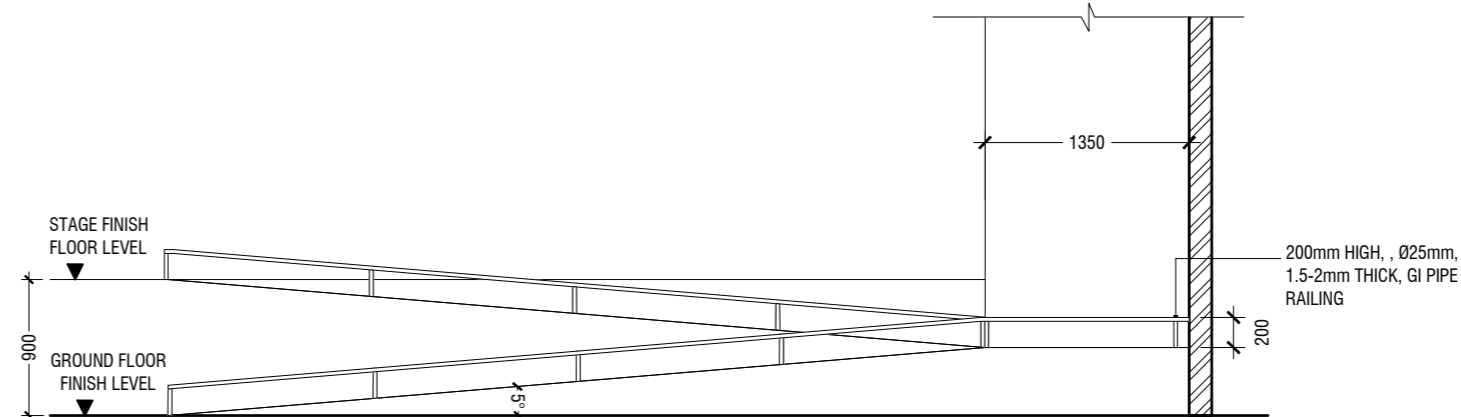
BUILDING ENTRANCE RAMP PLAN



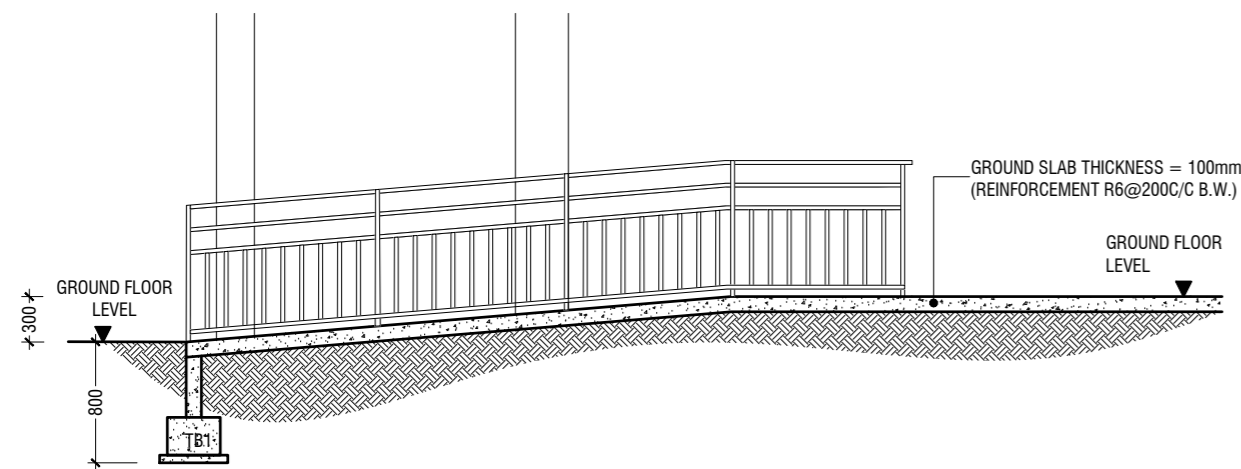
STAGE RAMP PLAN



ELEVATION - D

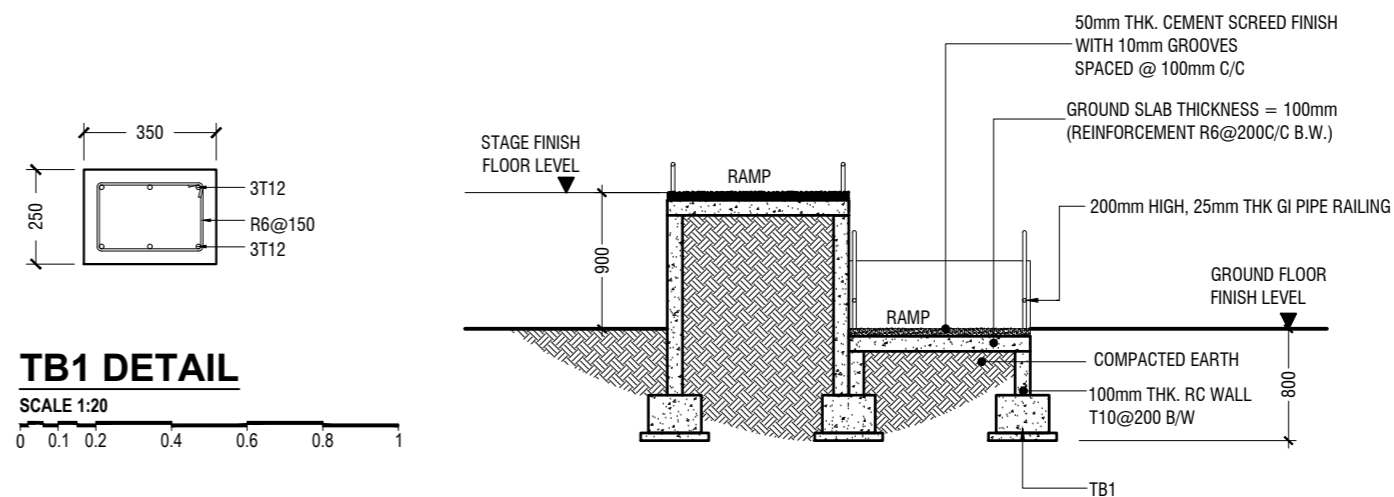


ELEVATION - E

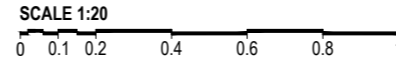


SECTION D-D

DETAIL - 5 (MAIN ENTRANCE RAMP DETAIL)

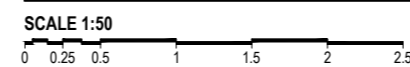


TB1 DETAIL

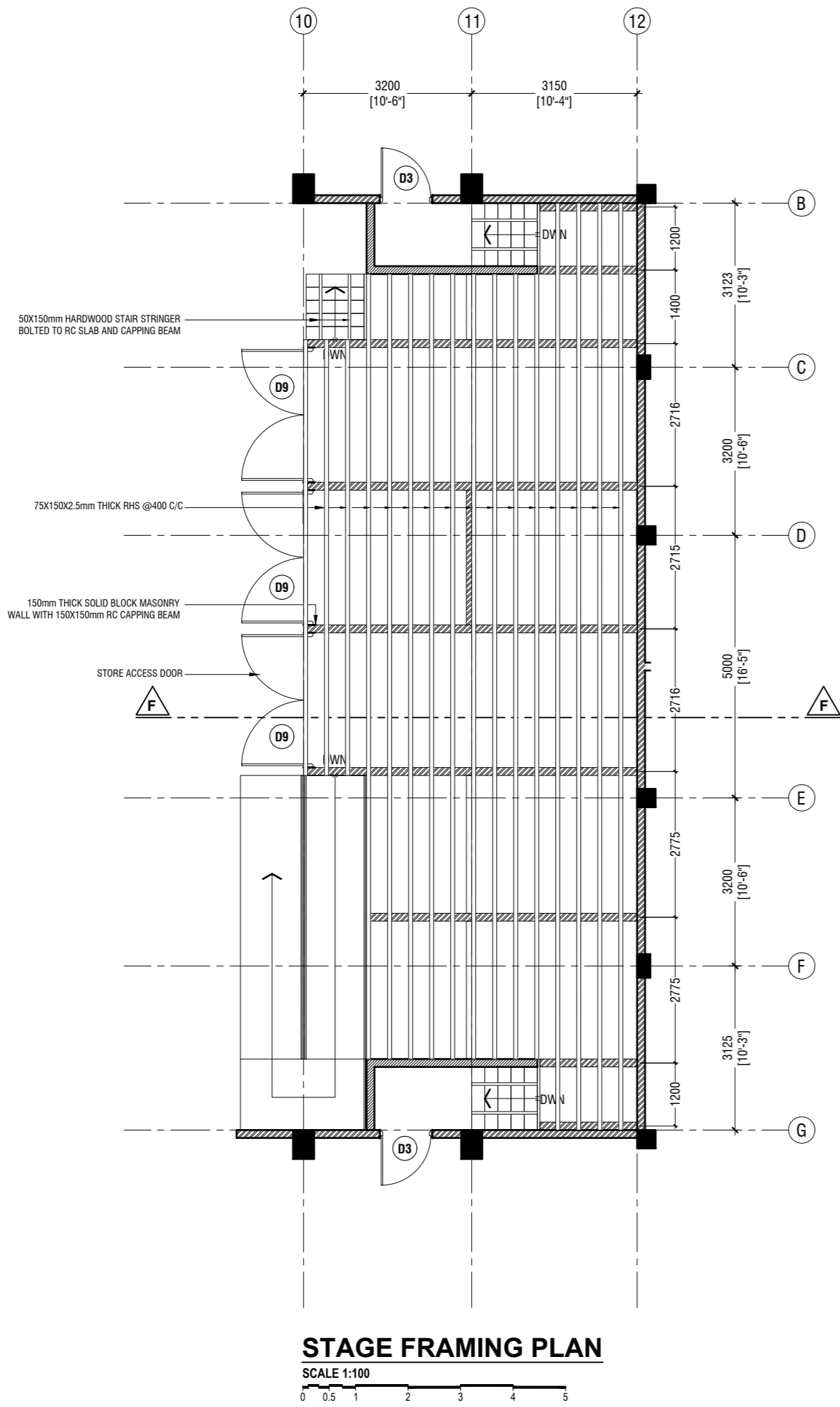


SECTION E-E

DETAIL - 6 (STAGE RAMP DETAIL)

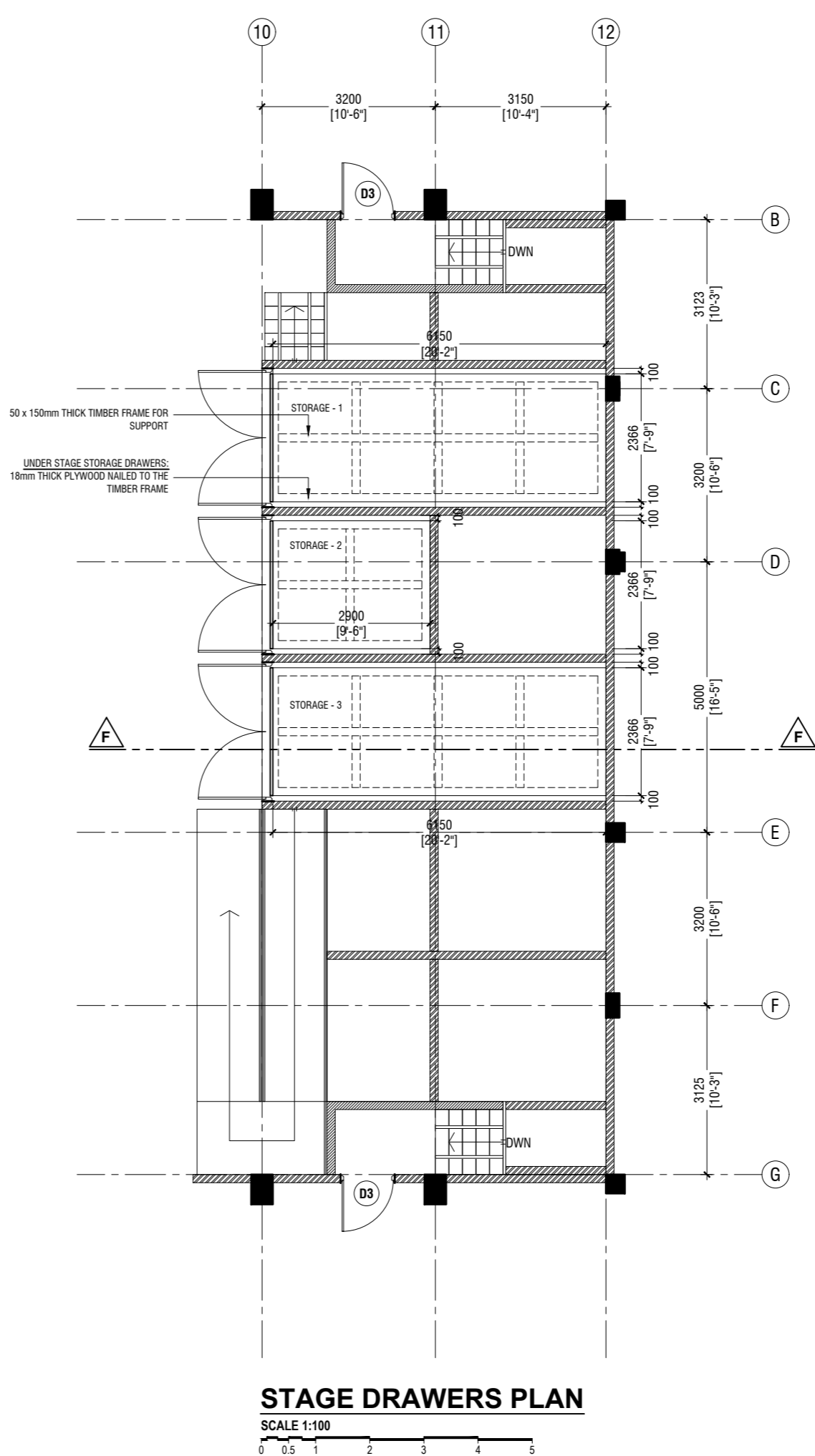


DETAIL - 7
STAGE DETAIL
SCALE 1:100



STAGE FRAMING PLAN

SCALE 1:100



STAGE DRAWERS PLAN

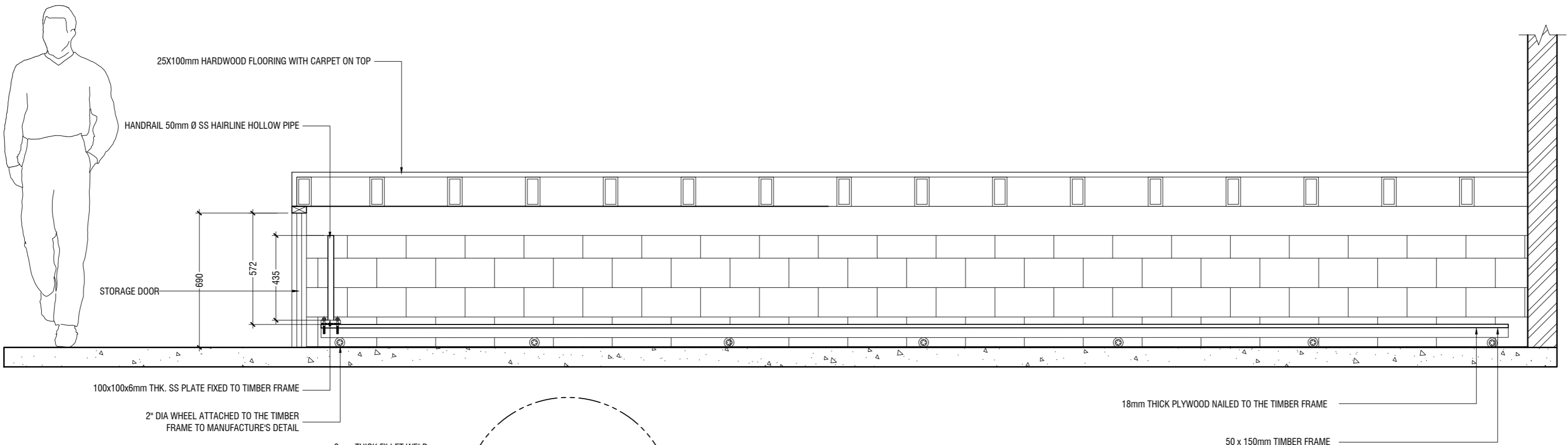
SCALE 1:100



Gdh.Vaadhoo Jamaaluddin - Multipurpose Hall & 4 Classroom
Client: Ministry of Education

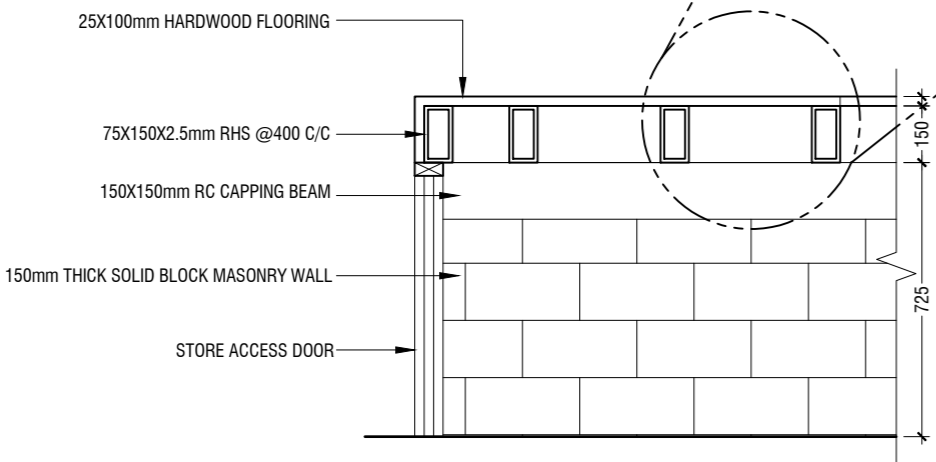
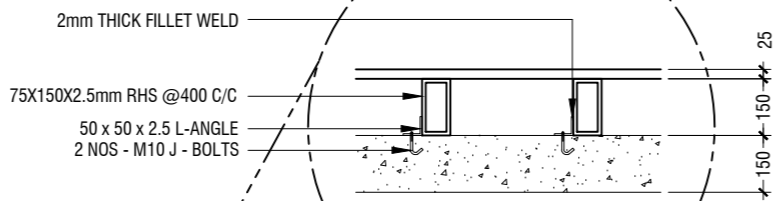
Rev no	Date
1	2023
2	2023
3	2023
4	2023
5	2023

Project Number: RI/2020/006
Architect: Alkhathir Leena Jabeel
Engineer: Mohamed Munthaliq Waleed
Drawn by: Mohamed Yashiq Ismail
Services: Alkhathir Ahmed
Inspector:



SECTION F-F

SCALE 1:20



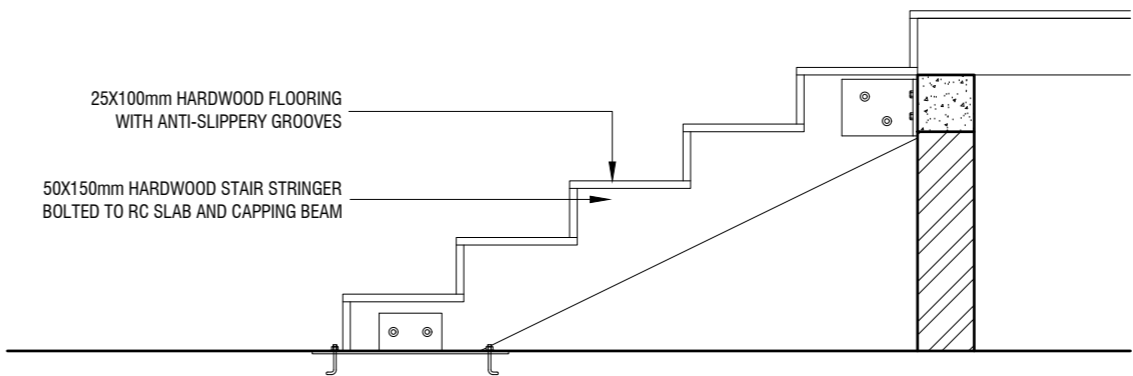
SECTION F-F

SCALE 1:20



STAGE DETAILS

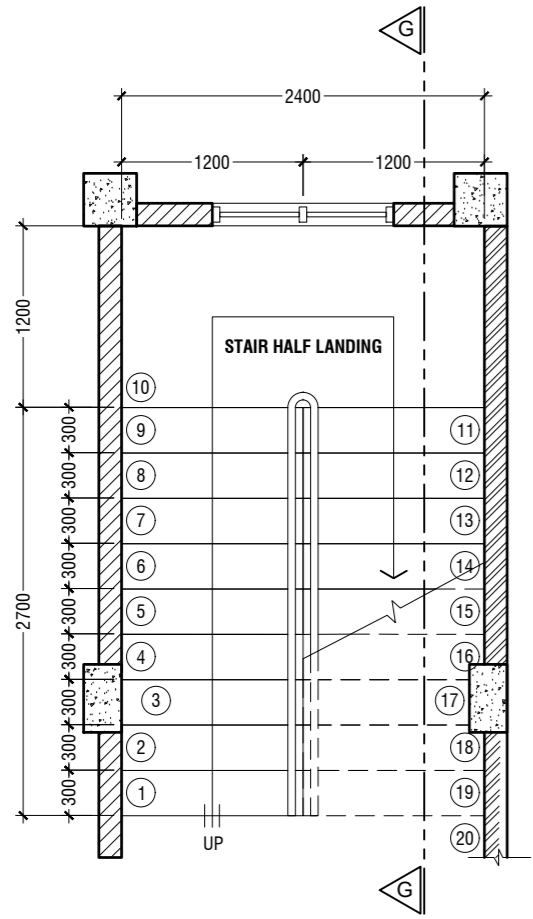
SCALE 1:100



STAIR DETAIL

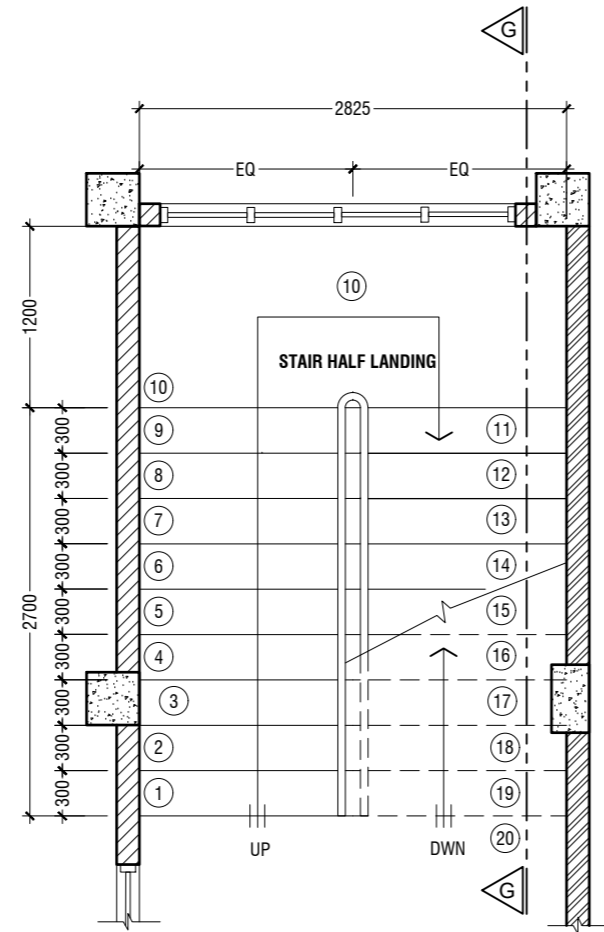
SCALE 1:20





TYPE - 1 PLAN VIEW

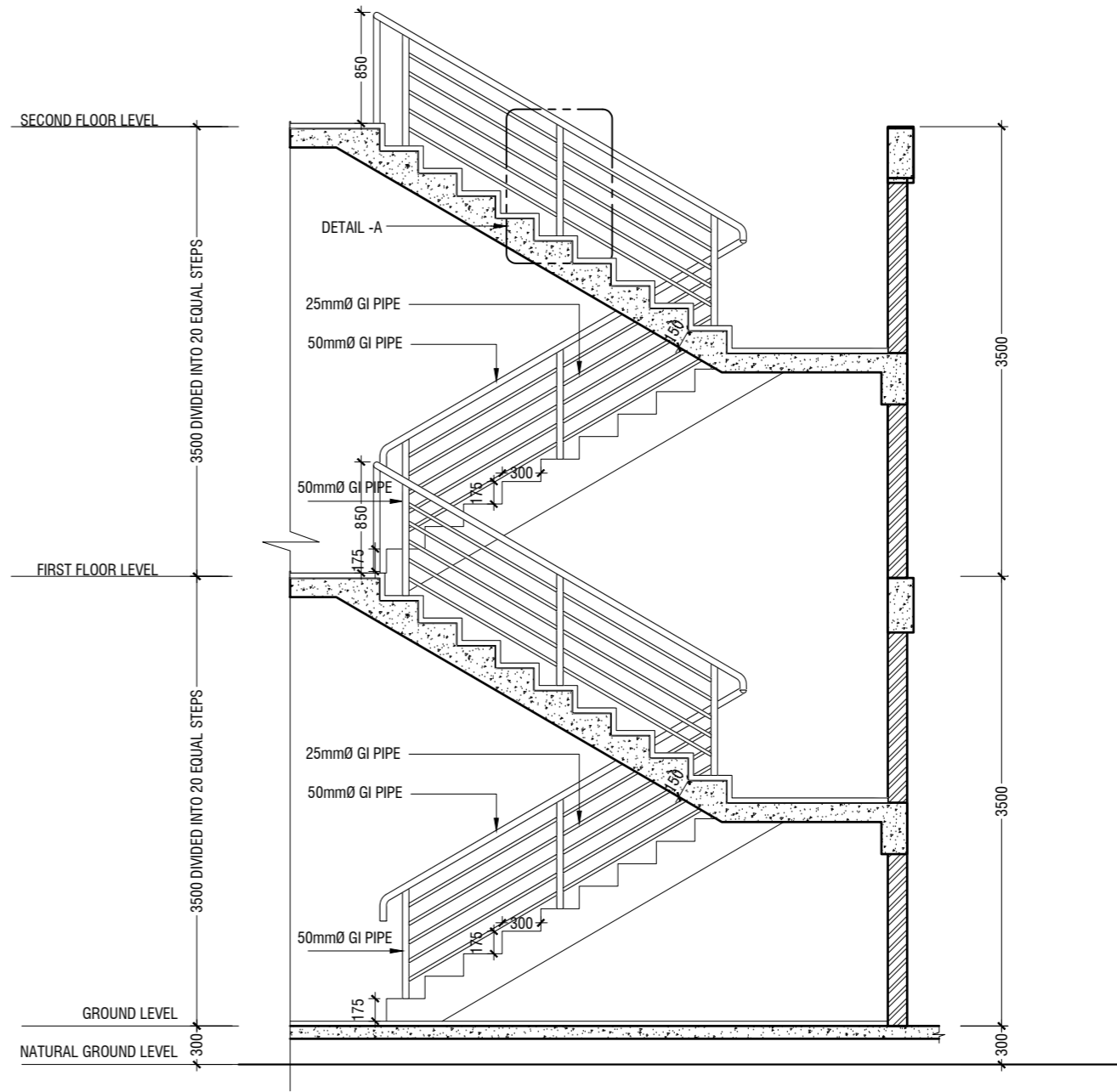
SCALE 1:50
0 0.25 0.5 1 1.5 2 2.5



TYPE - 2 PLAN VIEW

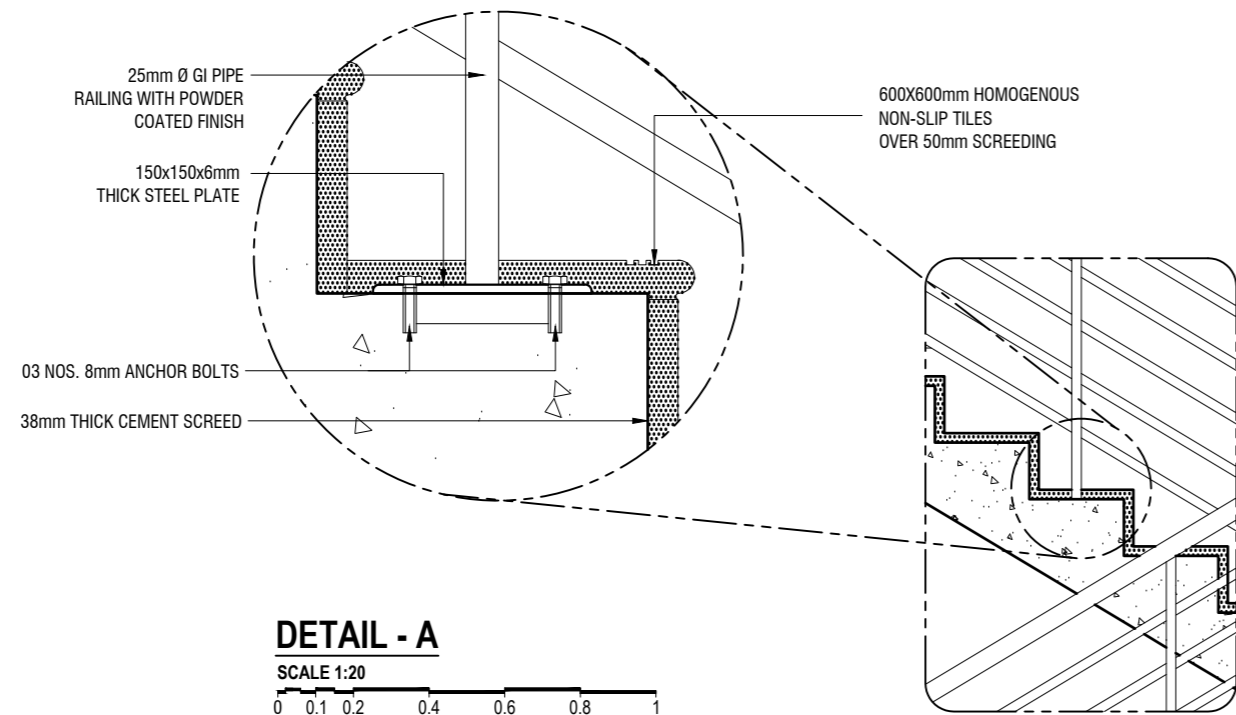
SCALE 1:50
0 0.25 0.5 1 1.5 2 2.5

GROUND - SECOND FLOOR
RISER: 175mm
THREAD: 300mm



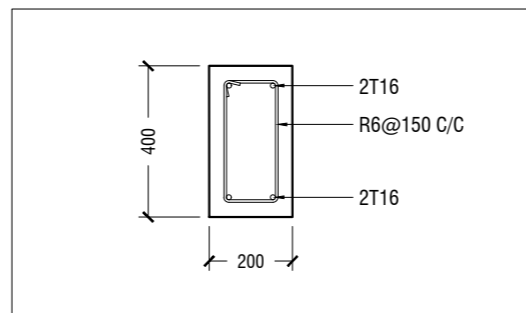
SECTION G - G

SCALE 1:50
0 0.25 0.5 1 1.5 2 2.5



DETAIL - A

SCALE 1:20
0 0.1 0.2 0.4 0.6 0.8 1



STAIR HALF LANDING BEAM (HB)

SCALE 1:20
0 0.1 0.2 0.4 0.6 0.8 1

DETAIL - 8 (MAIN STAIRCASE DETAILS)

SCALE 1:50
0 0.25 0.5 1 1.5 2 2.5

Gdh.Vaadhoo Jamaaluddin - Multipurpose Hall & 4 Classroom

Client: Ministry of Education

Rev no	Date
1	2020/06/06
2	2020/06/06
3	2020/06/06
4	2020/06/06
5	2020/06/06
6	2020/06/06
7	2020/06/06
8	2020/06/06
9	2020/06/06
10	2020/06/06
11	2020/06/06
12	2020/06/06
13	2020/06/06
14	2020/06/06
15	2020/06/06
16	2020/06/06
17	2020/06/06
18	2020/06/06
19	2020/06/06
20	2020/06/06

Project Number: RI/2020/006
Architect: Gdh.Vaadhoo Jamaaluddin
Engineer: Mohamed Munthaliq Waheed
Drawn by: Mohamed Yashiq Ismail
Services: Alkhatir Ahmed
Director



RYAN PRIVATE LIMITED

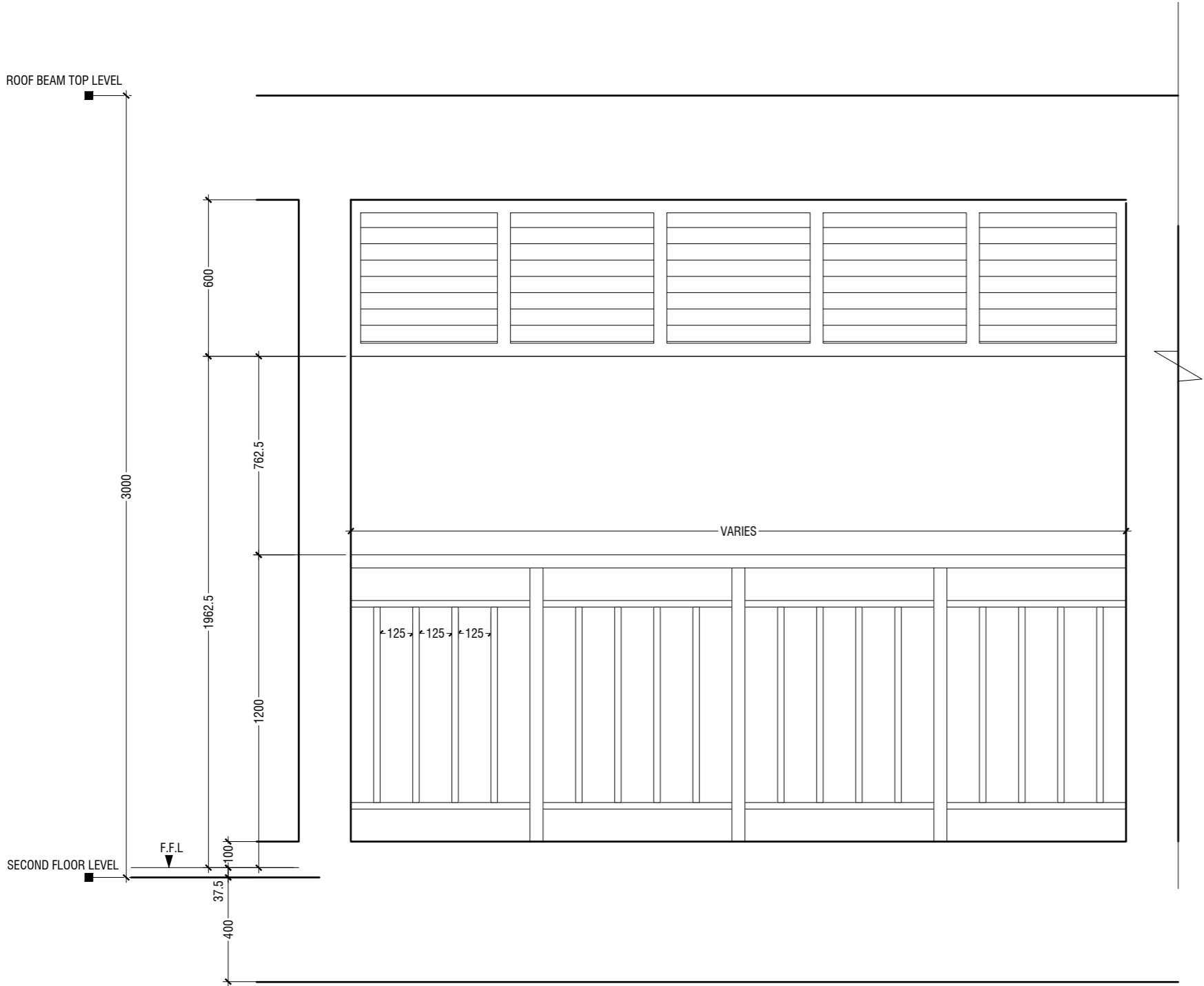

T: +960335049 F: +960330776
E: info@ryan.com.mv
W: www.ryan.com.mv
3rd Floor, H. Azum, Ameeremogga, Male

Title: Detail - 8

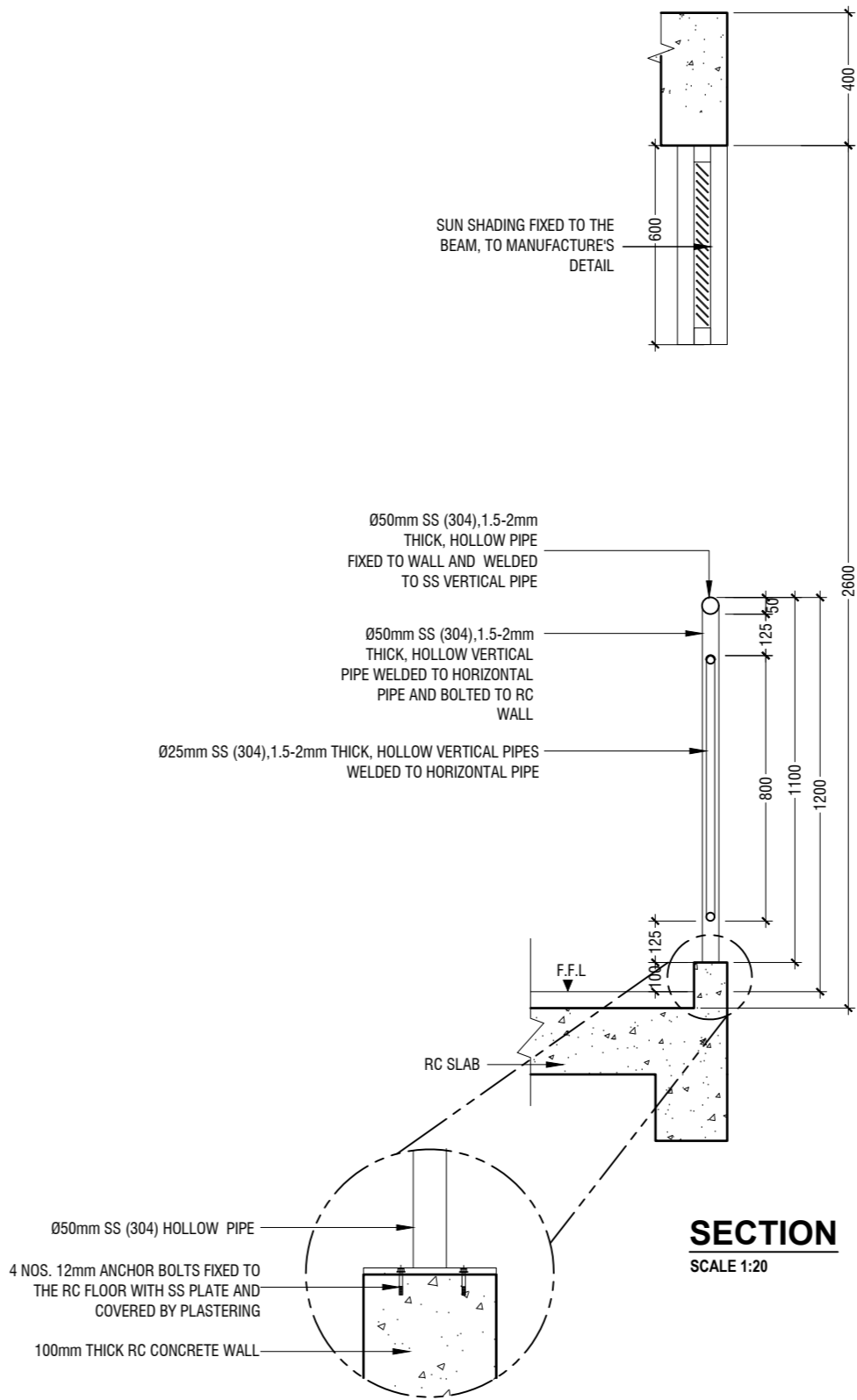
Page: A-23/26

The contents of these drawings remain as a property of RYAN Private Limited. Any use other than those expressly stated is a violation of this copyright.

DETAIL - 9 (SECOND FLOOR BALCONY RAILING DETAIL)



ELEVATION
SCALE 1:20



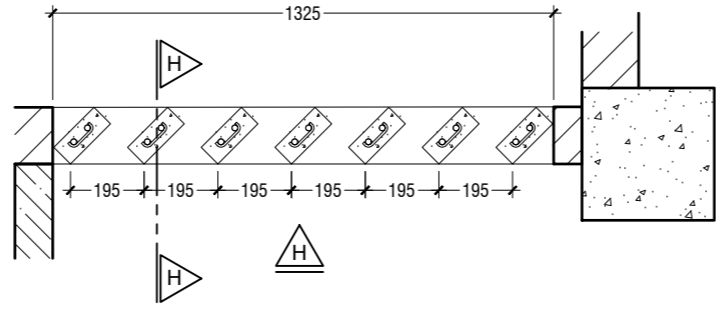
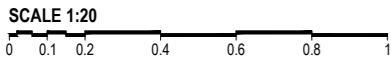
SECTION
SCALE 1:20

Gdh.Vaadhoo Jamaaluddin - Multipurpose Hall & 4 Classroom
Client: Ministry of Education

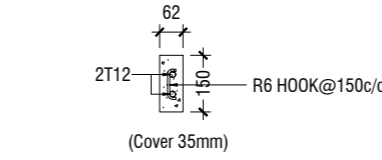
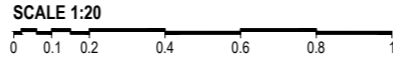
Rev no	Date
--	----
--	----
--	----
--	----

Project Number: RI/2020/006
Drawing No: 2020/006
Architect: Leena Jaleel
Engineer: Mohamed Munthaliq Waleed
Drawn by: Mohamed Yashiq Ismail
Services: Alkhatir Ahmed
Director:

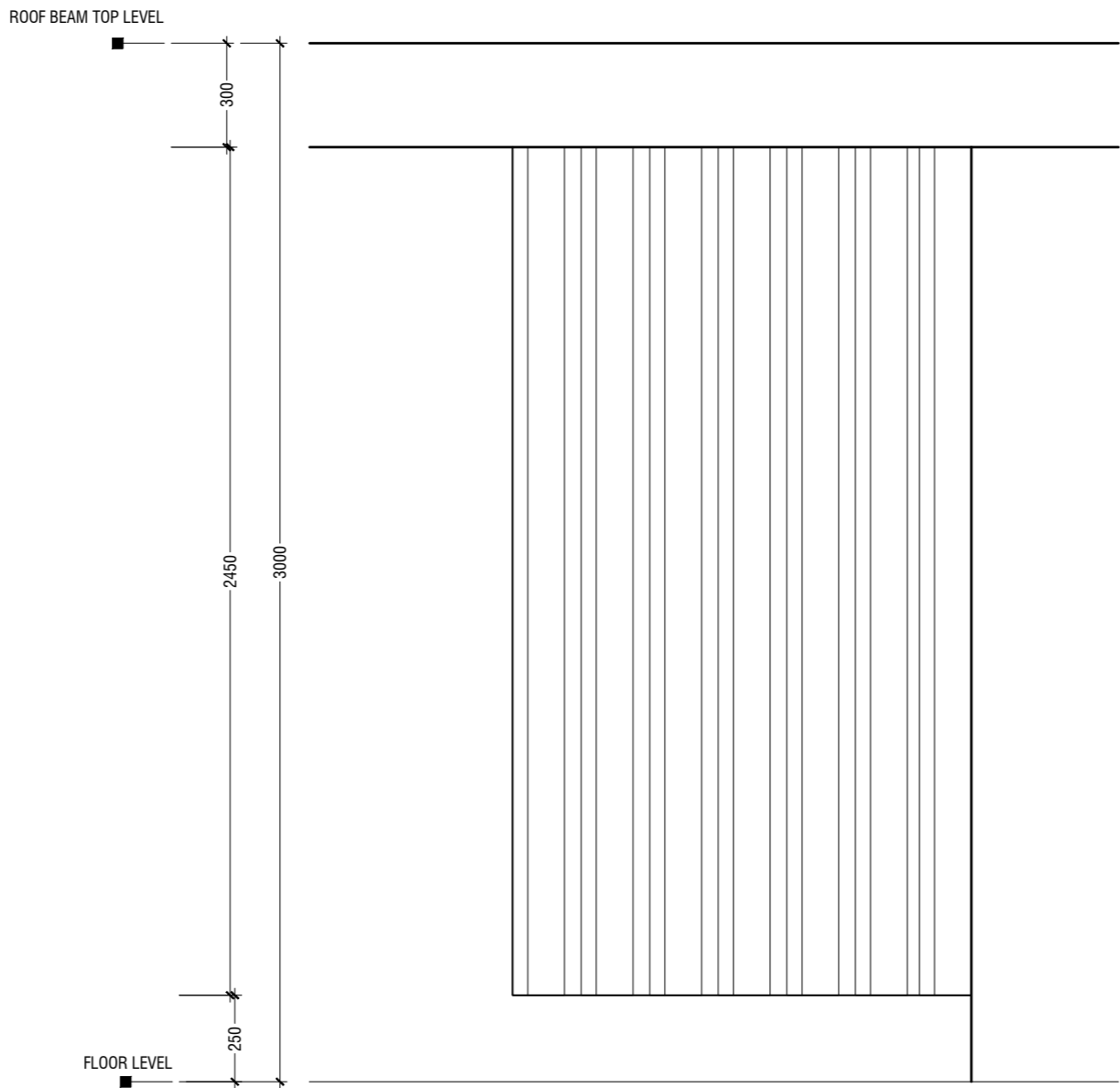
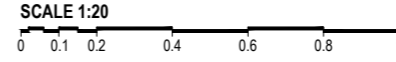
DETAIL - 10 (RC FINS DETAIL @ SECOND FLOOR TOILET)



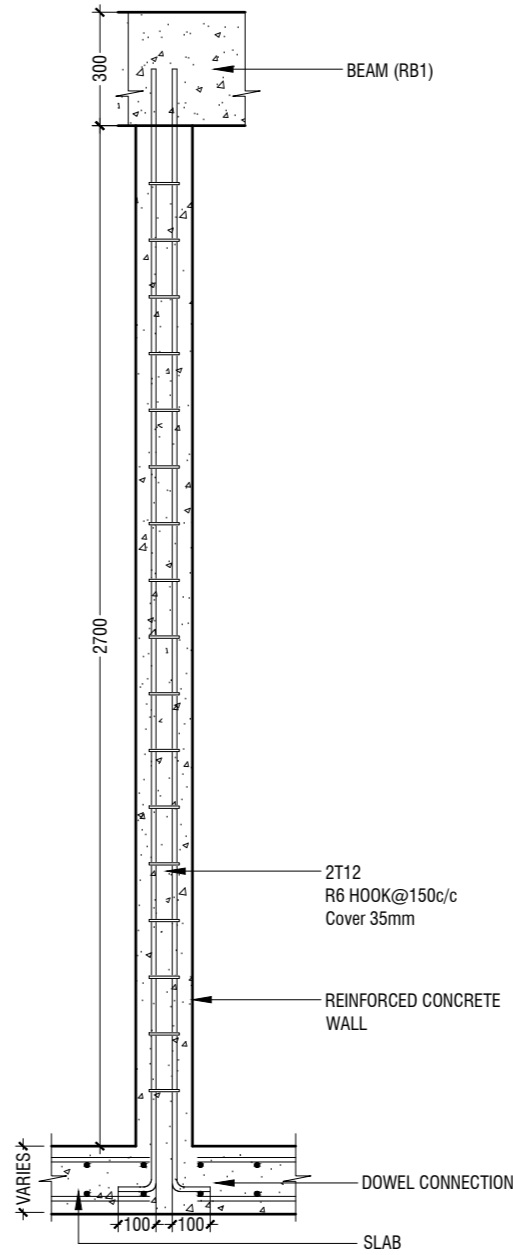

PLAN VIEW



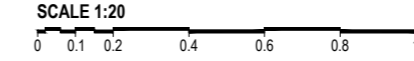
RC FIN DETAIL



ELEVATION - H



SECTION H-H



Gdh.Vaadhoo Jamaaluddin - Multipurpose Hall & 4 Classroom
Client: Ministry of Education

Rev no	Date
1	2020/06/06
2	2020/06/06
3	2020/06/06
4	2020/06/06
5	2020/06/06
6	2020/06/06
7	2020/06/06
8	2020/06/06
9	2020/06/06
10	2020/06/06

Project Number: RI/2020/006
Client: Ministry of Education
Architect: Leena Jaleel
Engineer: Mohamed Munthaliq Waheed
Drawn by: Mohamed Yashiq Ismail
Services: Alhath Ahmed
Inspector:


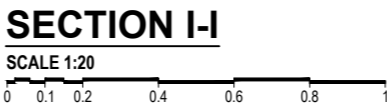
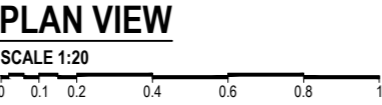


RIYAN PRIVATE LIMITED
t: +960335049 f: +9603310776
e: info@riyan.com.mv
w: www.riyan.com.mv
3rd Floor, H. Azum, Ameeremogga, Male'

Title: Detail - 10

Page: A-25/26

The contents of these drawings remain as a property of Riyan Private Limited. Any use other than those expressly stated is a violation of this copyright.



SCALE 1:20

GENERAL NOTES

THE GENERAL NOTES SHALL BE READ IN CONJUNCTION WITH THE CONTRACT SPECIFICATIONS AND DRAWINGS. REGARDLESS OF WHETHER OR NOT SHOWN IN DRAWINGS OR OTHER TENDER DOCUMENTS, THE STANDARD PROVISIONS SPECIFIED HEREUNDER FOR COMPLIANCE BY THE CONTRACTOR SHALL APPLY TO ALL RELEVANT PORTIONS OF THE STRUCTURAL WORKS AND SHALL FORM PART OF THIS CONTRACT.

1.0 VERIFICATION OF DIMENSIONS AND LEVELS

- THE CONTRACTOR SHALL VERIFY ALL DIMENSIONS AND LEVELS ON SITE, AND RESOLVE ALL DISCREPANCIES WITH THE ARCHITECT OR ENGINEER PRIOR TO COMMENCEMENT OF WORK.
- DRAWING INDICATES GENERAL & TYPICAL DETAILS OF CONSTRUCTION. WHERE CONDITIONS ARE OF SIMILAR CHARACTER TO DETAILS SHOWN AND ALTHOUGH NOT SPECIFICALLY INDICATED, SIMILAR DETAILS OF CONSTRUCTION SHALL BE USED SUBJECTED TO REVIEW BY THE ENGINEER.
- PRIOR TO COMMENCEMENT OF WORKS, THE CONTRACTOR SHALL VERIFY ALL DIMENSIONS AND LEVELS IN THE CONTRACT DRAWINGS.
- DISCREPANCIES IN DRAWINGS ARISING FROM SUCH VERIFICATION WORKS SHALL BE BROUGHT TO THE ATTENTION OF THE ARCHITECT/ENGINEER.

2.0 SHOP DRAWINGS

- THE CONTRACTOR SHALL BE SOLELY RESPONSIBLE FOR ENSURING TOTAL COORDINATION OF ALL WORKS AND SHALL TAKE SITE MEASUREMENTS PRIOR TO THE PREPARATION OF ANY SHOP DRAWINGS OR BEFORE COMMENCING FABRICATION.
- THE CONTRACTOR SHALL SUBMIT SHOP DRAWINGS FOR ALL SPECIALIST TRADES, SUCH AS PRESTRESSING, CURTAIN WALLING, ETC. FOR REVIEWS AND COMMENTS BY THE ARCHITECT/ENGINEER PRIOR TO COMMENCEMENT OF WORK. SUCH SHOP DRAWINGS SUBMITTED SHALL INCORPORATE ALL NECESSARY CONNECTION DETAILS TO THE STRUCTURAL MEMBERS SUCH AS CAST-IN INSERTS, EMBEDDED PLATES, ETC.

3.0 INCORPORATION OF M&E REQUIREMENTS IN THE STRUCTURE

- THE CONTRACTOR SHALL BE SOLELY RESPONSIBLE FOR ENSURING TOTAL COORDINATION OF STRUCTURAL, M & E PENETRATION DRAWINGS OF SERVICES AND SUBMIT SUCH SHOP DRAWINGS TO THE ARCHITECT/ENGINEER FOR REVIEWS AND APPROVAL PRIOR TO COMMENCEMENT OF WORK.
- THESE SHOP DRAWINGS SHALL INCORPORATE ALL MECHANICAL, ELECTRICAL AND SANITARY WORKS TO BE EMBEDDED IN CONCRETE AND ALL OPENINGS FOR ALL PIPE OR DUCT WORKS, BASED ON THE REQUIREMENTS OF M & E DRAWINGS IN HIS POSSESSION.
- HE SHALL CHECK AND RESOLVE ALL DISCREPANCIES WITH THE RESPECTIVE ENGINEER PRIOR TO PLACEMENT OF CONCRETE.

4.0 LEAN CONCRETE FOR SUSPENDED STRUCTURES

- UNLESS OTHERWISE STATED, 50 MM THICK LEAN CONCRETE WITH A MINIMUM 28-DAY CUBE STRENGTH OF 15N/MM2 SHALL BE PROVIDED ON ALL SOIL SURFACES FORMING THE UNDERSIDE OF STRUCTURAL CONCRETE MEMBERS.

5.0 STRUCTURAL ELEMENTS ON GRADE

- UNLESS OTHERWISE STATED, A SINGLE LAYER OF 0.25 MM(HEAVY DUTY) POLYTHENE SHEET, OR EQUIVALENT THERMOPLASTIC MATERIAL, LAID OVER A COMPACTED 60 MM THICK LAYER OF HARD CORE BLUNDED WITH SAND TO PREVENT GROUT LOSS FROM SEEPAGE INTO THE GROUND SHALL BE PROVIDED ON ALL SOIL SURFACES FORMING THE UNDERSIDE OF THE NON-SUSPENDED SLABS.

6.0 SUBGRADE UNDER STRUCTURAL ELEMENTS

- WHERE THE CONTRACTOR REQUIRES REMOVAL AND SUBSEQUENT BACKFILL OF SUBGRADE PRIOR TO CASTING OF PILECAP/WALL/BEAM/SLAB, HE SHALL ENSURE THAT THE BACKFILL IS OF APPROVED MATERIAL AND THAT THE BACKFILL SHALL BE REASONABLY COMPACTED TO ENSURE THAT THE COMPACTED SOIL IS ABLE TO WITHSTAND THE WEIGHT OF THE WET CONCRETE. THE CONTRACTOR SHALL EXERCISE PROPER SKILL AND CARE TO AVOID DAMAGE TO ADJACENT INSTALLED STRUCTURES ARISING FROM HIS CONSTRUCTION SEQUENCE.

7.0 WATERPROOFING FOR STRUCTURES

- THE CONTRACTOR SHALL SUBMIT SHOP DRAWINGS AND METHOD STATEMENTS FOR THE ENGINEER'S APPROVAL PRIOR TO COMMENCEMENT OF WORK. REQUIRED SHOP DRAWING DETAILS INCLUDE BUT ARE NOT LIMITED TO TREATMENT OF FLASHINGS, WATERSTOP AT CONSTRUCTION JOINTS, WALL AND SLAB PENETRATIONS.
- ALL PENETRATIONS THROUGH STRUCTURAL ELEMENTS SHALL BE CAST-IN, SLEEVED AND PROVIDED WITH APPROVED PUDDLE FLANGE DETAIL. IF FOR ANY REASON THE CONTRACTOR IS UNABLE TO LAY WATERSTOP AT CONSTRUCTION JOINTS AS INDICATED IN THE DRAWINGS, HE SHALL AT HIS OWN EXPENSES PROVIDE ADEQUATE GROUT TUBES FOR WATERPROOF PRESSURE GROUTING TO ENSURE WATERTIGHTNESS OF THE JOINT.
- ALL GROUT TUBES SHALL BE MARKED AND PROTECTED FROM BLOCKAGE.
- BACKFILLING OPERATIONS AGAINST VERTICAL SURFACE SHALL BE CARRIED OUT AS SOON AS THE WATERPROOFING BARRIER IS INSTALLED TO THE SATISFACTION OF THE ENGINEER.

8.0 CASTING LAYERS

- INCLINED CASTING LAYERS AND INCLINED CONSTRUCTION JOINTS SHALL BE AVOIDED.
- HORIZONTAL CASTING LAYERS SHALL NOT IN GENERAL EXCEED 0.6 M THICKNESS UNLESS OTHERWISE APPROVED BY THE ENGINEER.

9.0 FOUNDATIONS

- ALL FOUNDATIONS HAS BEEN DESIGNED FOR SAFE GROUND PRESSURE OF 150 KN/M.
- ALL BACKFILL SHOULD BE DONE WITH MATERIALS APPROVED BY THE CONSULTANT AND SOURCE. ALL BACKFILL SHOULD BE STRUCTURAL FILL, COMPACTED IN LAYERS AS SPECIFIED.
- WEAK POCKETS FOUND BELOW THE ASSUMED FOUNDATION LEVELS SHALL BE REMOVED AND REPLACED BY PLAIN CONCRETE.
- IN CASE OF EXCAVATIONS BELOW THE ASSUMED LEVEL OF THE FOUNDATION, THE SOIL SHALL BE REPLACED BY PLAIN CONCRETE.
- IN CASE GROUND WATER IS PRESENT ABOVE FOUNDATION LEVEL, THE CONTRACTOR SHALL BE RESPONSIBLE FOR DEWATERING THE BELOW LEVEL OF FOUNDATIONS.
- THE CONTRACTOR SHALL MAINTAIN DRY WORKING CONDITIONS THROUGH OUT THE CONSTRUCTION PERIOD. RESTORING WATER TABLE CAN BE DONE AFTER BACKFILLING AND COMPACTION UP TO THE SLAB ON GRADE LEVEL, OR AS DIRECTED BY THE ENGINEER.
- NO BACK FILLING SHALL BE PLACED AGAINST WALLS RETAINING EARTH, UNLESS THE WALLS ACHIEVE SUFFICIENT STRENGTH TO PREVENT MOVEMENT OR STRUCTURAL DAMAGE.

10.0 CONSTRUCTION LOAD AND SHORING

- CONSTRUCTION LIVE LOAD IMPOSED ON ANY SINGLE FLOOR SHALL NOT EXCEED 1.5 KN/M2. UNLESS OTHERWISE APPROVED BY THE ENGINEER, DEAD LOAD OF THE TOP CONSTRUCTION FLOOR SHALL BE SUPPORTED BY TWO COMPLETED FLOORS DIRECTLY BELOW IT.
- PROPS TO BEAMS AND SLABS AT ANY FLOORS SHALL NOT BE REMOVED UNTIL THE TWO IMMEDIATE FLOORS ABOVE THAT LEVEL ARE CAPABLE OF SUPPORTING THEMSELVES AS WELL AS ANY LOADS IMPOSED DURING CONSTRUCTION. CONSIDERATIONS GOVERNING REMOVAL OF PROPS INCLUDE BUT ARE NOT LIMITED TO THE ATTAINMENT OF 28-DAY STRENGTH FOR THE CONCRETE, DESIGN LOAD CAPACITY OF THE FLOOR UNDER REVIEW AND THE COMPLETION OF PRESTRESSING AND GROUTING OPERATIONS IN THE CASE OF A PRESTRESSED STRUCTURAL FLOOR SYSTEM.

- PROPS SHALL BE LEFT IN PLACE FOR SUPPORTING THE CONSTRUCTION LOADS APPROVED BY THE ENGINEER.
- NO ALLOWANCE HAS BEEN MADE IN THE DESIGN OF THE PERIMETER BEAMS/WALLS FOR THE SUPPORT OF TEMPORARY SCAFFOLDINGS.
- THE CONTRACTOR SHALL ENGAGE HIS OWN PROFESSIONAL ENGINEER TO DESIGN AND STRENGTHEN THE BEAMS/WALLS.
- THE CONTRACTOR SHALL ENGAGE HIS OWN PROFESSIONAL ENGINEER CHECK THE ADEQUACY OF SHORING DETAIL PROVIDED PROCEEDING THE WORK, AS SHORING WAS DESIGNED, CONSIDERING THE STATUS OF THE BUILDING AT THE TIME OF DESIGN.

11.0 CONCRETE COVER

- MINIMUM COVER TO OUTERMOST REINFORCEMENT INCLUDING LINKS SHALL BE AS FOLLOWS.

STRUCTURAL ELEMENT	COVER (mm)
RAFT BEAM & SLAB (EARTH FACE)	60
RAFT BEAM & SLAB (INTERNAL FACE)	60
COLUMN	40
BEAM	35
BEAM (EXTERNAL FACE)	40
SLAB	30
INTERNAL WALL	30
EXTERNAL WALL	40

- NOTE: EARTH FACE COVER OF BEAMS, COLUMNS & WALLS SHOULD BE 50mm

12.0 MATERIAL STRENGTHS

12.1 CONCRETE

- UNLESS OTHERWISE STATED, ORDINARY PORTLAND CEMENT CONFORMING TO BS 12, TO BE USED FOR ALL THE RC STRUCTURAL ELEMENTS.
- THE MINIMUM 28-DAY COMPRESSIVE CUBE STRENGTH OF CONCRETE FOR SPECIFIED STRUCTURAL ELEMENTS SHALL BE AS FOLLOWS UNLESS OTHERWISE STATED:

MAIN BUILDING	
LEAN CONCRETE	15 N/mm2
MASS CONCRETE	30 N/mm2
COLUMN, BEAM AND SLAB	30 N/mm2
EXTERNAL WORK	
PAVEMENTS	30 N/mm2
ALL OTHERS (CULVERT, DRAINS, MANHOLE, ETC)	30 N/mm2
FOUNDATION	
PILECAP, FOOTING, RAFT TIE-BEAM, CAPPING BEAM	30 N/mm2

- CEMENT SHALL BE ORDINARY PORTLAND CEMENT TO BS 12.

12.2 REINFORCEMENT

- UNLESS OTHERWISE STATED, BAR SIZE 10MM DIAMETER OR LARGER SHALL BE HIGH TENSILE TYPE II DEFORMED BARS. THE MINIMUM YIELD STRENGTH OF STEEL BAR REINFORCEMENT SHALL BE AS FOLLOWS:

MILD STEEL PLAIN BAR	250 N/mm2
HIGH TENSILE TYPE II DEFORMED BAR	500 N/mm2

12.25 REINFORCEMENT ANCHORAGE OR LAPPING IS AS FOLLOWS U.N.O.

	BAR GRADE 41S
TENSION	45d
COMPRESSION	45d

Ø IS DIAMETER OF THE SMALLER SIZED LAPPED BAR.

- NO SPLICE SHALL BE MADE AT POINT OF MAXIMUM STRESS,EG IN BEAMS AND SLABS, THERE SHALL BE NO SPLICING OF TOP BARS OVER SUPPORTS NOR BOTTOM BARS AT MID-SPANS. SPLICES SHALL BE STAGGERED WHEREVER POSSIBLE. LAP LENGTH FOR UNEQUAL SIZE BARS (OR WIRES IN FABRIC) MAY BE BASED UPON THE SMALLER BAR. FOR BUNDLED BARS, THE EQUIVALENT DIAMETER SHALL BE USED. CRANKING OF BARS SHALL NOT EXCEED A SLOPE OF 1:10.
- FOR LAP LENGTH, WHERE SYMBOLS ARE NOT INDICATED, THE TENSION LAP LENGTH SHALL BE FOLLOWED.

13.0 STIRRUPS, LINKS AND TIES

- ALL STIRRUPS, LINKS AND TIES IN BEAMS, COLUMNS AND WALLS RESPECTIVELY SHALL TERMINATE NOT MORE THAN 75mm FROM THE FACE OF ANY ADJACENT STRUCTURAL MEMBERS.

14.0 SLAB DISTRIBUTION BARS

- REGARDLESS OF WHETHER OR NOT SHOWN ON PLAN, ALL DISTRIBUTION BARS FOR SLAB SHALL COMPRISE TYPICALLY ONE OF THE FOLLOWING COMBINATIONS, UNLESS OTHERWISE STATED IN THE RELEVANT DRAWINGS :

SLAB THICKNESS (mm)	MIN. DISTRIBUTION BAR
250 OR LESS	T10-300
GREATER THAN 250 BUT LESS THAN OR EQUAL TO 300	T10-200
GREATER THAN 300 BUT LESS THAN OR EQUAL TO 400	T10-150

15.0 FLOOR RENDERING

- THICKNESS OF SCREED RENDERING/MASS CONCRETE TOPPING EXCEEDING 60 OR MORE SHALL BE REINFORCED WITH ONE LAYER OF R6.

16.0 SHRINKAGE CRACKS

- THE SURFACE OF CONCRETE SHALL BE ADEQUATELY AND CONTINUOUSLY CURED TO SPECIFICATION TO PREVENT FORMATION OF SHRINKAGE CRACKS.THOUGH SHRINKAGE CRACKS HAVE NO EFFECT ON THE STRENGTH AND INTEGRITY OF THE STRUCTURE.THEY SHOULD BE SEALED BY EPOXY PRESSURE GROUTING. ALL COST INCURRED FOR THE NECESSARY SEALING UP OF SHRINKAGE CRACKS BY EPOXY PRESSURE GROUTING SHALL BE DEEMED TO BE INCLUDED IN THE CONCRETE WORK AS TENDERED.

17.0 STEEL BAR CORROSION PROTECTION

- ALL EXPOSED BARS FOR FUTURE CONSTRUCTION PURPOSES (EXCEEDING 3 MONTHS) MUST BE COATED WITH MASTER EMACO 8100 AP OR APPROVED EQUIVALENT AND PROVIDED WITH ADEQUATE MAINTENANCE.

18.0 SPACER BARS

- ALL SPACER BARS BETWEEN 2 OR MORE LAYERS OF REINFORCEMENT SHALL T25 OR BAR DIAMETER (WHICHEVER IS GREATER) AT ±1-5M C/C.

19.0 STRUCTURAL TIMBER SPECIFICATION

19.1 THE CONTRACT STRUCTURAL DRAWINGS AND SPECIFICATIONS REPRESENT THE COMPLETED STRUCTURE, AND ARE NOT INTENDED TO INDICATE THE METHOD OR MEANS OF CONSTRUCTION. THE CONTRACTOR SHALL SUPERVISE AND DIRECT THE WORK AND SHALL BE SOLELY RESPONSIBLE FOR ALL CONSTRUCTION MEANS, METHODS, PROCEDURES, TECHNIQUES, SEQUENCES, AND FOR JOB SAFETY.

19.2 THE ENGINEER DOES NOT HAVE CONTROL OR CHARGE OF, AND SHALL NOT BE RESPONSIBLE FOR, CONSTRUCTION MEANS, METHODS, TECHNIQUES, SEQUENCES, OR PROCEDURES, FOR SAFETY PRECAUTIONS AND PROGRAMS IN CONNECTION WITH THE WORK, FOR THE ACTS OR OMISSIONS OF THE CONTRACTOR, SUBCONTRACTOR, OR ANY OTHER PERSONS PERFORMING ANY OF THE WORK, OR FOR THE FAILURE OF ANY OF THEM TO CARRY OUT THE WORK IN ACCORDANCE WITH THE CONTRACT DOCUMENTS.

19.3 ALL CONSTRUCTION IS IN COMPLIANCE WITH THE CONSTRUCTION DOCUMENTS. THE GENERAL CONTRACTOR SHALL BE RESPONSIBLE FOR PERFORMING ALL WORK IN COMPLIANCE WITH THE CONSTRUCTION DOCUMENTS.

19.4 ALL TIMBER FOR STRUCTURAL USE SHALL BE HARDWOOD OR SOFTWOOD OF VISUAL GRADE C/D IN ACCORDANCE WITH BS 5756 WITH THE FOLLOWING MINIMUM GRADE STRESSES:

19.5 CONNECTIONS
PLATES - STAINLESS STEEL GRADE 316 OF STATED THICKNESS
BOLTS - SS GRADE 316

19.6 TIMBER TREATMENT
MOISTURE - PRESSURE IMPREGNATION OF CCA
INSECTS - TERMITE TREATMENT FOR TIMBER IN / NEAR GROUND

20.0 STRUCTURAL STEEL SPECIFICATION

1. SEE 21.0 ON PRIMARY CODES AND SPECIFICATIONS.

2. MATERIALS:

W-SHAPES & WT-SHAPES..... ASTM A992
S-SHAPES, M-SHAPES, HP-SHAPES..... ASTM A36
ST-SHAPES & MT-SHAPES..... ASTM A36
C-SHAPES & MC-SHAPES..... ASTM A36
ANGLES & PLATES..... ASTM A36
HSS SHAPES..... ASTM A500, GRADE B
STEEL PIPE..... ASTM A53 (TYPE E OR S), GRADE B
HIGH STRENGTH BOLTS..... ASTM A325
MACHINE BOLTS..... ASTM A307
ANCHOR RODS.....ASTM F1554, GRADE 55 TYPE S1(UNO)
WELDED HEADED STUDS..... ASTM A108
DEFORMED BAR ANCHORS..... ASTM A496
WELDING ELECTRODES..... AWS D1.1, E70 SERIES

3. NON-SHRINK, NON-METALLIC GROUT WITH A 28 DAY STRENGTH OF 35MPa SHALL BE USED UNDER BASE PLATES AND SHALL CONFORM TO BS EN 12390-3 AND EN 196-1. MASTERFLOW 542 OR EQUIVALENT MAYBE USED.

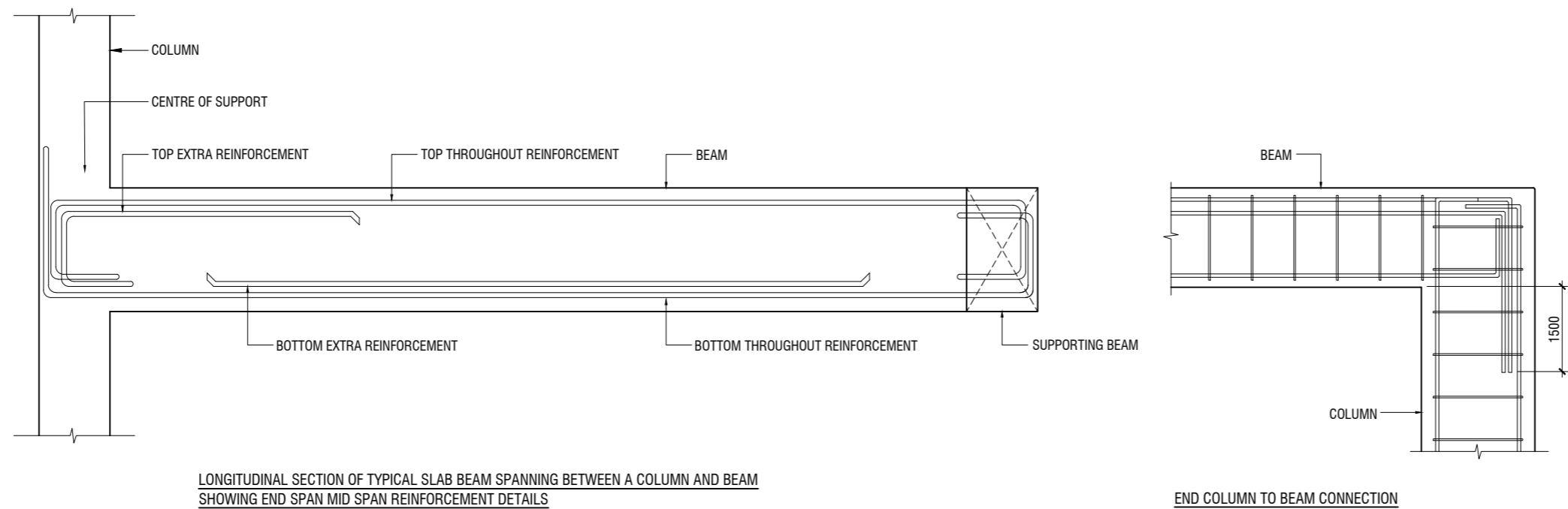
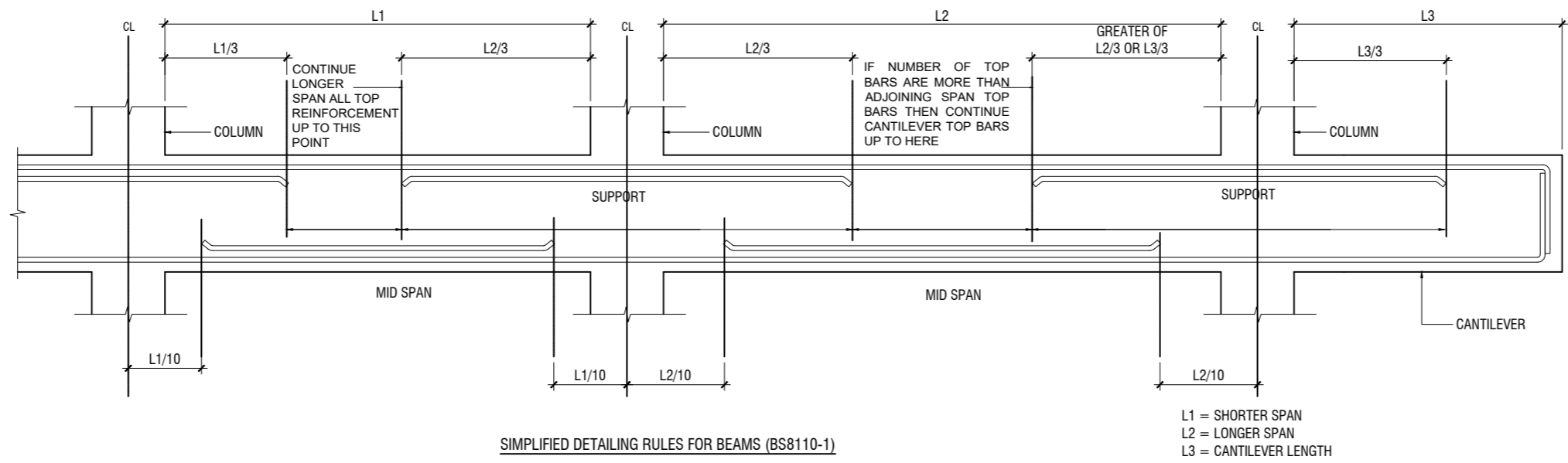
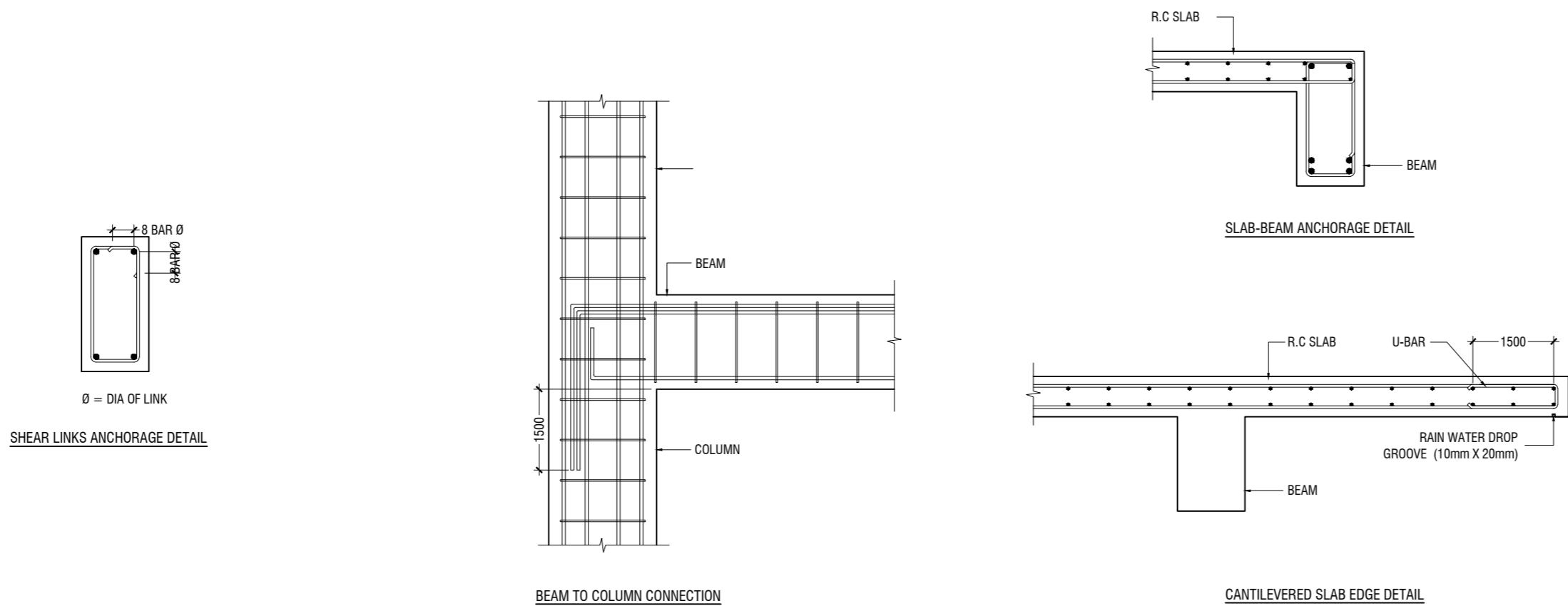
23.0 POST-INSTALLED ANCHORS

1. POST-INSTALLED ANCHORS SHALL ONLY BE USED WHERE SPECIFIED ON THE DRAWINGS. CONTRACTOR SHALL OBTAIN APPROVAL FROM ENGINEER OF RECORD (EOR) PRIOR TO USING POST-INSTALLED ANCHORS FOR MISSINGS OR MISPLACED ANCHORS.

2. CARE SHALL BE GIVEN TO AVOID CONFLICTS WITH EXISTING REINFORCING WHEN DRILLING HOLES. HOLES SHALL BE DRILLED AND CLEANED PER THE MANUFACTURER'S INSTRUCTIONS. ANCHORS SHALL BE INSTALLED PER THE MANUFACTURER'S INSTALLATION INSTRUCTIONS AT NOT LESS THAN MINIMUM EDGE DISTANCES AND/OR SPACINGS INDICATED IN THE MANUFACTURER'S LITERATURE.

3. SPECIAL INSPECTION SHALL BE PROVIDED FOR ALL ADHESIVE AND MECHANICAL ANCHOR INSTALLATIONS AS REQUIRED BY THE EOR. INDEPENDENT ON-SITE PROOF LOAD TESTING SHALL BE PERFORMED AS REQUIRED BY THE EOR. CONTACT EOR FOR NUMBER OF ANCHORS REQUIRED TO BE TESTED AND REQUIRED PROOF LOAD MAGNITUDE.

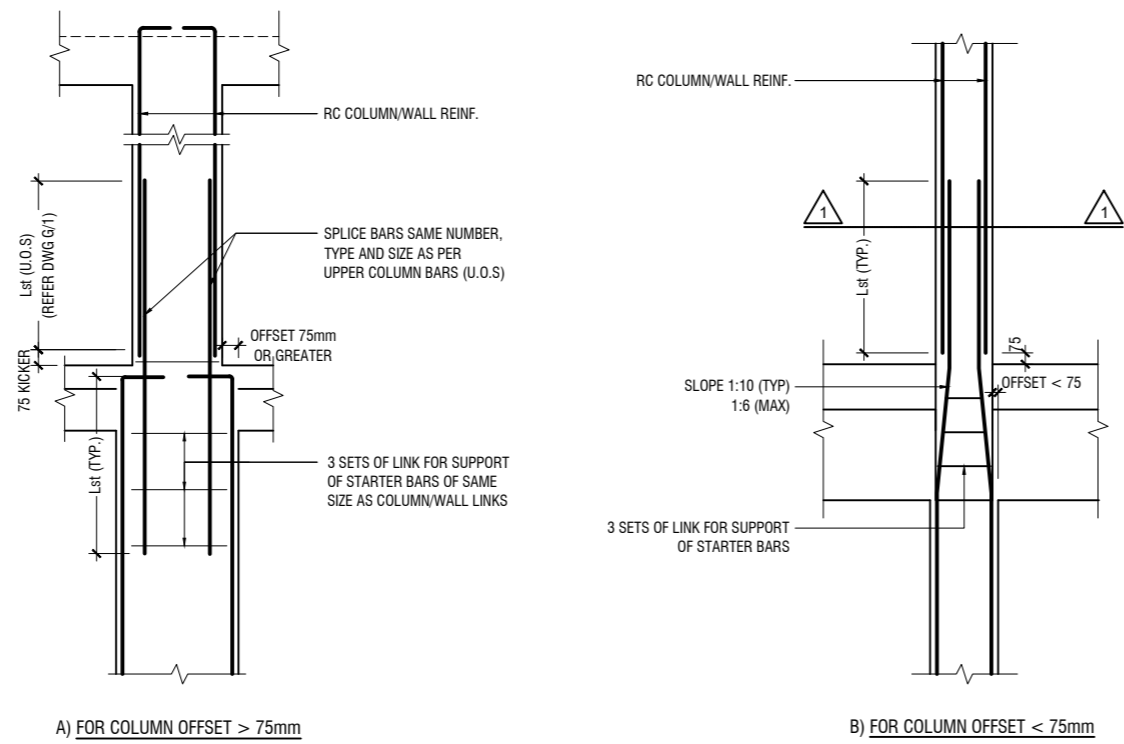




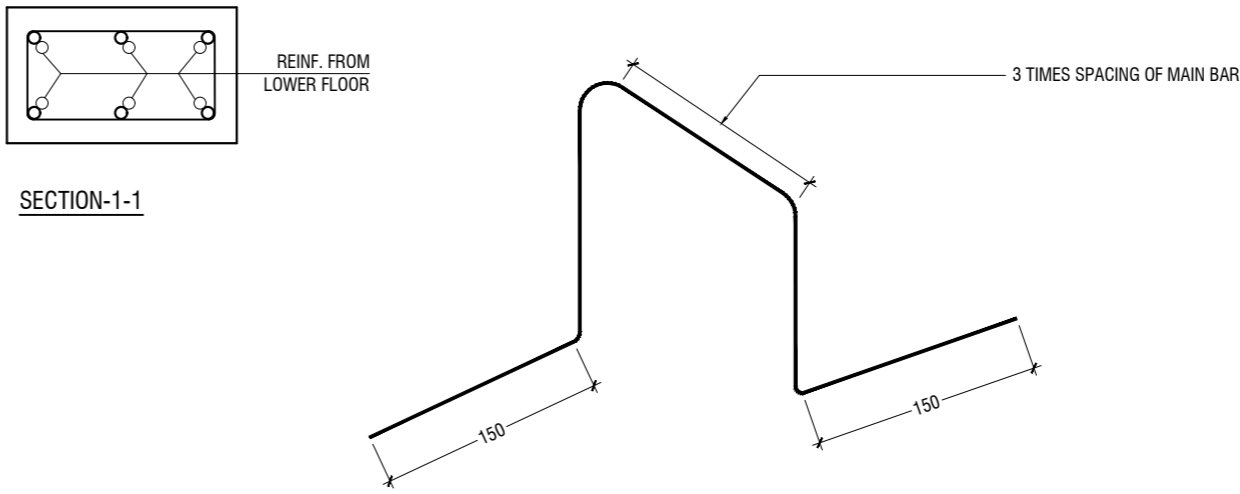
NOTE:
STANDARD DETAILS GIVEN HERE ALSO APPLIES TO FOUNDATION MEMBERS
OTHER DETAILS NOT FOUND HERE SHALL BE REFERRED TO IN RELEVANT BS
CODES OR SHALL BE APPROVED BY CLIENT'S ENGINEER

Gdh.Vaadhoo Jamaaluddin - Multipurpose Hall & 4 Classroom
Client: Ministry of Education

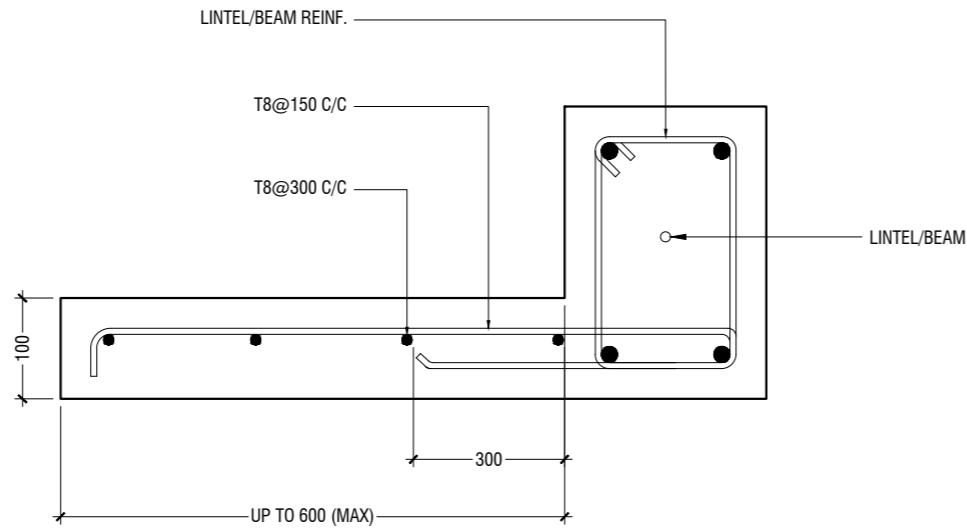
Rev no	Date
1	2020/06/06
2	2020/06/06
3	2020/06/06
4	2020/06/06
5	2020/06/06
6	2020/06/06
7	2020/06/06
8	2020/06/06
9	2020/06/06
10	2020/06/06



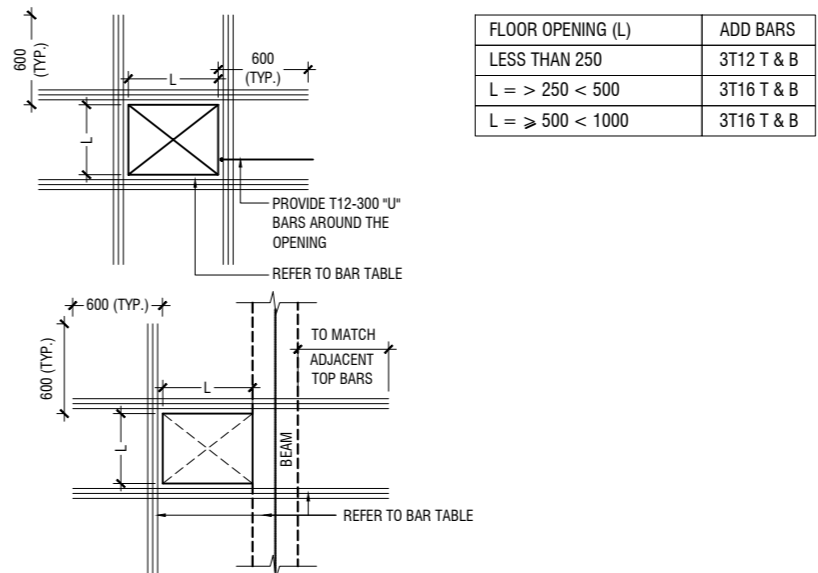
COLUMN/WALL REINF. LAPPING DETAIL AT FLOOR LEVEL



TYPICAL CHAIR DETAIL

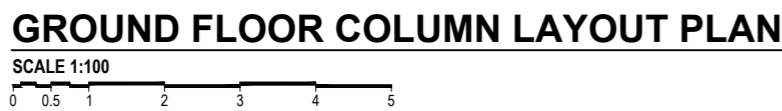


TYPICAL CANTILEVER DETAILS

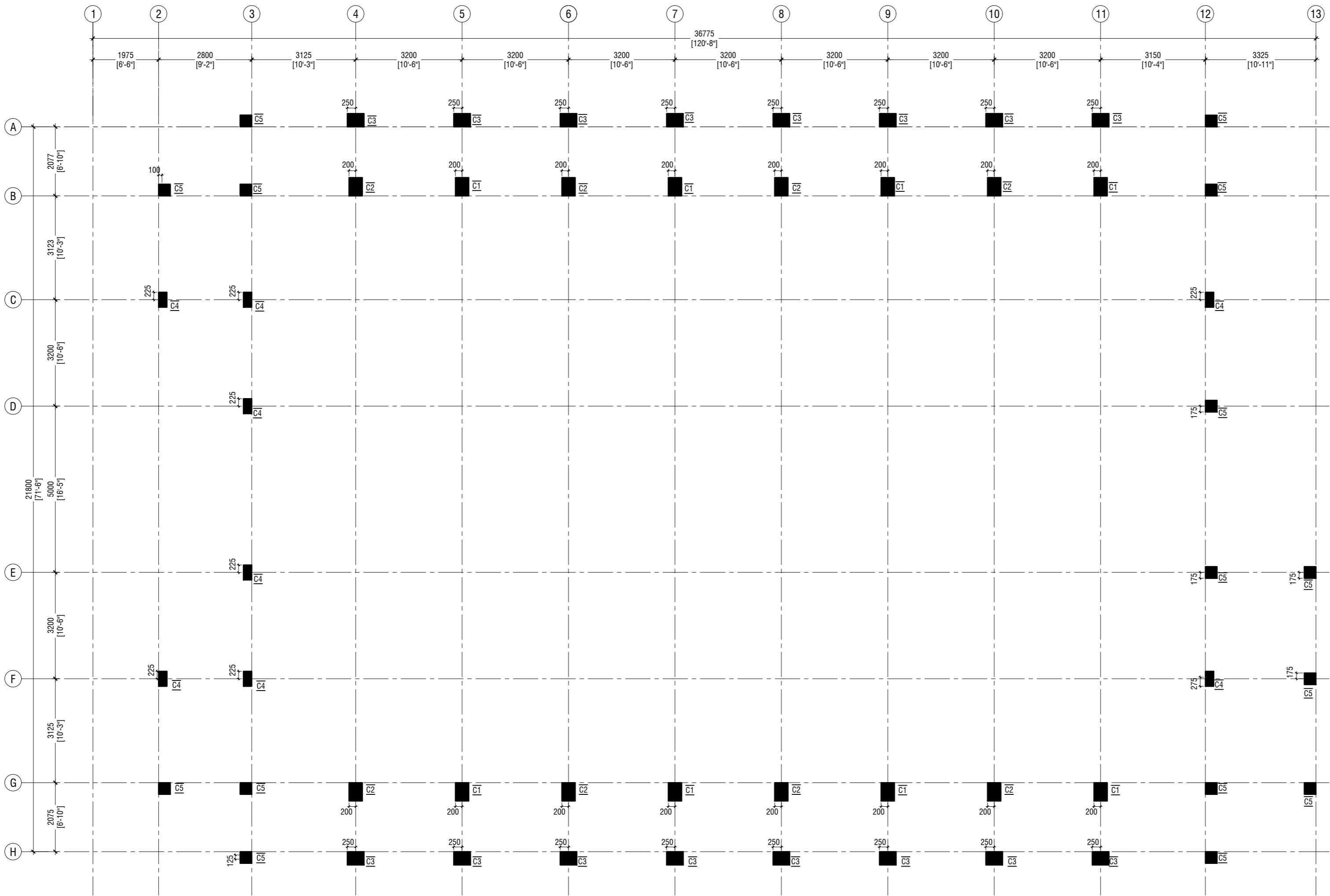


- NOTE:-
- FOR OPENINGS LESS THAN 200x200, SLAB REBARS TO BE ADJUSTED AROUND OPENING.
 - FOR OPENINGS GREATER THAN 250x250 TO BE APPROVED BY THE ENGINEER.
 - ALL SLAB OPENINGS LOCATION TO BE APPROVED BY THE ENGINEER.
 - EQUIVALENT OPENING AREA SHALL APPLY THE DETAILS SHOWN ABOVE.
 - EQUIVALENT OPENING AREA SHALL INCLUDE RECTANGLE, TRIANGLE AND ANY POLYGON SHAPE.
 - EXCEPT HACKING, NO SLAB CORING ARE ADVISABLE FOR POST-TENSIONED SLAB.

TYPICAL TRIMMER BARS DETAILS FOR OPENING IN SLABS



C1	: 400 x 550 mm
C2	: 400 x 550 mm
C3	: 400 x 500 mm
C4	: 250 x 450 mm
C5	: 350 x 350 mm
C6	: 250 x 250 mm
SC	: 150 X 150 mm
COVER	: 40mm



FIRST FLOOR COLUMN LAYOUT PLAN

SCALE 1:100



NOTE:

COLUMN SIZES

C1	: 400 x 550 mm
C2	: 400 x 550 mm
C3	: 400 x 550 mm
C4	: 250 x 450 mm
C5	: 350 x 350 mm
C6	: 250 x 250 mm
SC	: 150 X 150 mm
COVER	: 40mm

Gdh.Vaadhoo Jamaaluddin - Multipurpose Hall & 4 Classroom
Client: Ministry of Education

Project Number: RI/2020/006
Drawing No: 2020/006/001
Architect: Leena Jabeel
Engineer: Mohamed Munthaliq Waleed
Drawn by: Mohamed Yashiq Ismail
Services: Alkathir Ahmed

Rev no	Date
1	2020/06/01
2	2020/06/01
3	2020/06/01



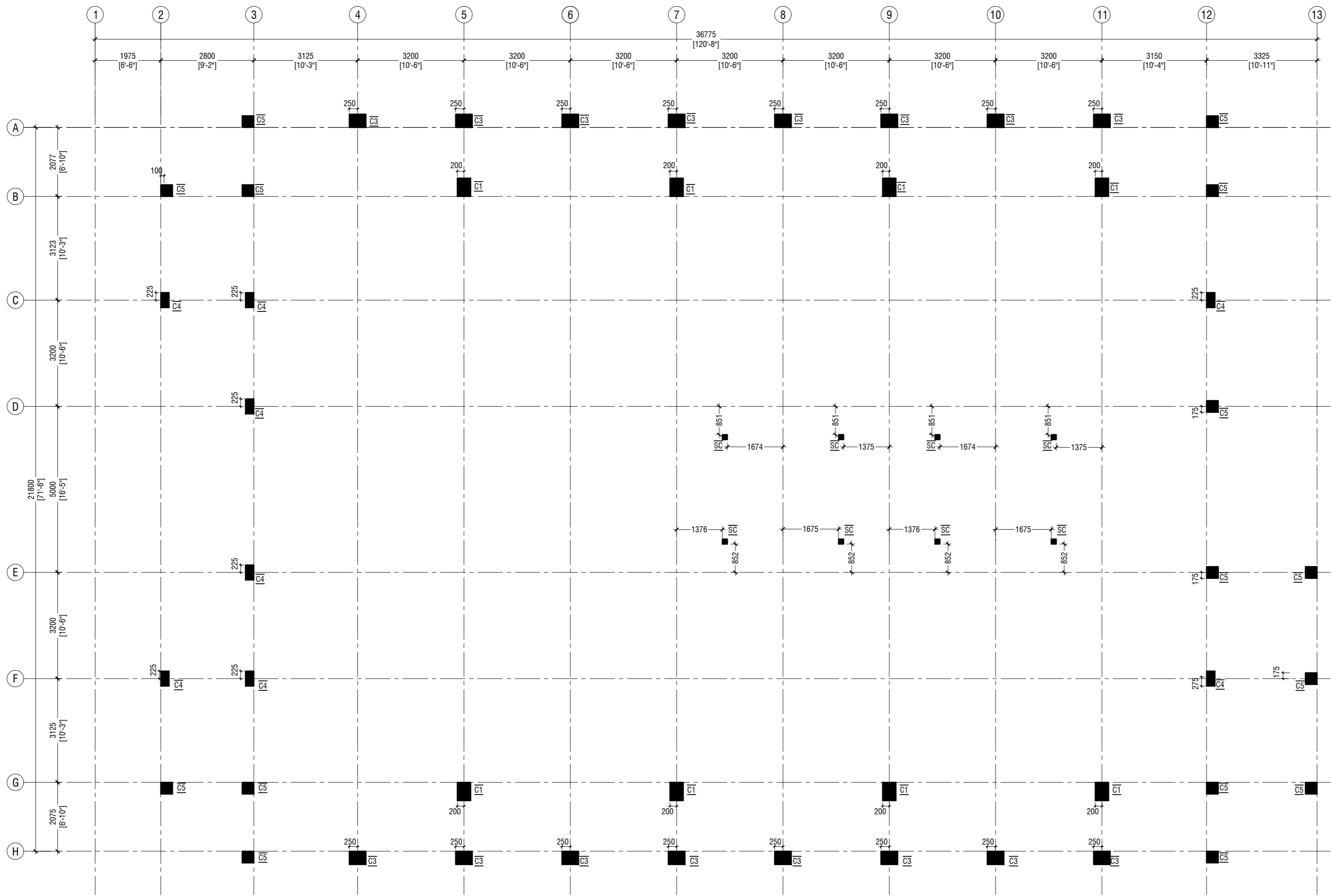
RYAN PRIVATE LIMITED

T: +960335049 F: +9603310776
E: info@ryan.com.mv
W: www.ryan.com.mv
3rd Floor, H. Azum, Ameermeenagga, Male

Title: First Floor Column
Layout Plan

Page: S-05/21

The contents of these drawings remain as a property of RYAN Private Limited. Any use other than those expressly stated is a violation of this copyright.



SECOND FLOOR COLUMN LAYOUT PLAN



NOTE:	
COLUMN SIZES	
C1	: 400 x 550 mm
C2	: 400 x 550 mm
C3	: 400 x 500 mm
C4	: 250 x 450 mm
C5	: 350 x 350 mm
C6	: 250 x 250 mm
SC	: 150 X 150 mm
COVER	: 40mm

Gdh.Vaadhoo Jamaaluddin - Multipurpose Hall & 4 Classroom
Client: Ministry of Education

Project Number: RI/2020/006
Drawing No: 2020/006/001

Architect: Leena Jabeel
Engineer: Mohamed Munthaliq Waleed
Drawn by: Mohamed Yashiq Ismail
Services: Alhath Ahmed
Inspector:

Rev no	Date
..	..
..	..
..	..

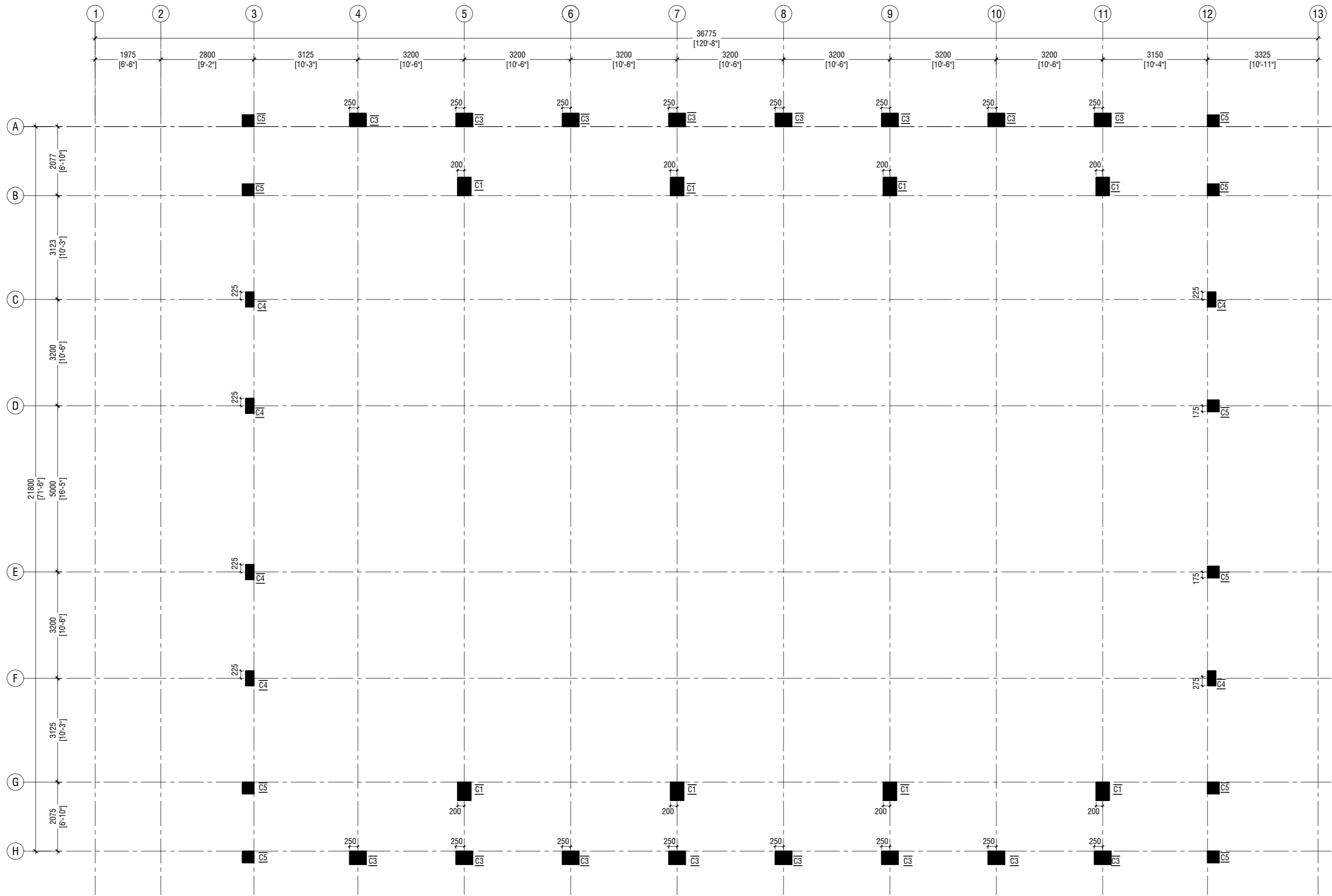


RYAN PRIVATE LIMITED
t: +9603355049 f: +9603310776
e: info@ryan.com.mv
w: www.ryan.com.mv
3rd floor, H. Azumi, Ameeremogga, Male

Title: Second Floor Column
Layout Plan

Page: S-06/21

The contents of these drawings remain as a property of RYAN Private Limited. Any use other than those expressly stated is a violation of this copyright.



ROOF - 2 LEVEL COLUMN LAYOUT PLAN

SCALE 1:100



NOTE:

COLUMN SIZES

C1	: 400 x 550 mm
C2	: 400 x 550 mm
C3	: 400 x 500 mm
C4	: 250 x 450 mm
C5	: 350 x 350 mm
SC	: 250 x 250 mm
COVER	: 150 X 150 mm
	: 40mm

Gdh.Vaadhoo Jamaaluddin - Multipurpose Hall & 4 Classroom
Client: Ministry of Education

Rev no	Date
..
..
..

Project Number: RI/2020/006
Drawing No: 2021
Architect: Alsharif Leena Jaleel
Engineer: Mohamed Munthaliq Waleed
Drawn by: Mohamed Yashiq Ismail
Services: Alsharif Ahmed
Director:



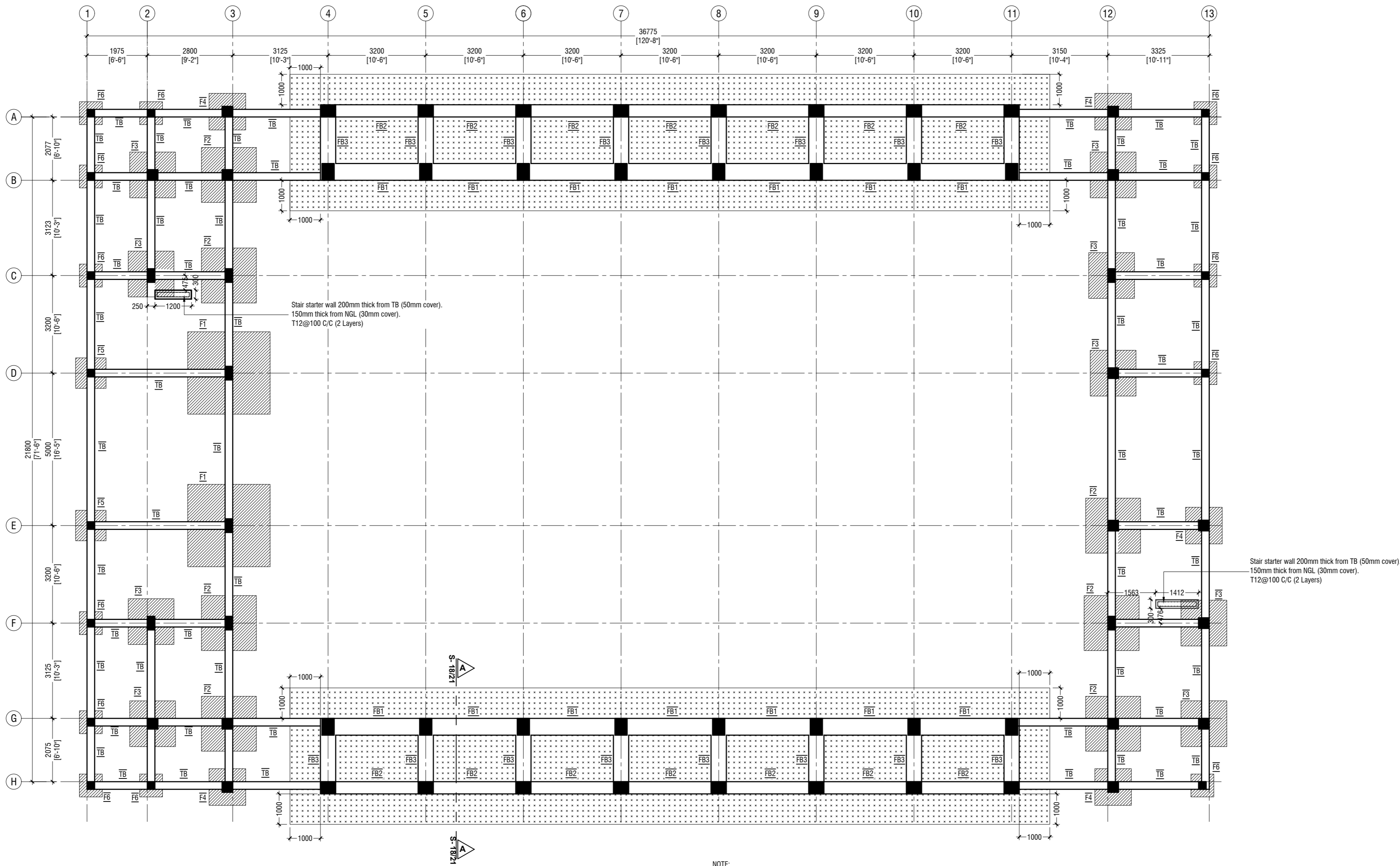
RYAN PRIVATE LIMITED

T: +960335049 F: +960331076
E: info@ryan.com.mv
W: www.ryan.com.mv
3rd Floor, H. Azum, Ameeremogga, Male

Title: Roof - 2 Level Column
Layout Plan

Page: S-07/21

The contents of these drawings remain as a property of RYAN Private Limited. Any use other than those expressly stated is a violation of this copyright.



FOUNDATION PLAN
SCALE 1:100

NOTE:

COLUMN SIZES

C1	: 400 x 550 mm
C2	: 400 x 550 mm
C3	: 400 x 500 mm
C4	: 250 x 450 mm
C5	: 350 x 350 mm
C6	: 250 x 250 mm
SC	: 150 x 150 mm
COVER	: 40mm

FOUNDATION PAD SIZES

	DIMENSION	REINFORCEMENT (L x B x D)
F1	2700 x 2700 x 550	T16@130 C/C B/W (B) T12@130C/C B/W (I)
F2	1800 x 1800 x 400	T16@120 C/C B/W (B)
F3	1500 x 1500 x 350	T12@150 C/C B/W (B)
F4	1200 x 1200 x 350	T12@150 C/C B/W (B)
F5	1000 x 1000 x 300	T12@150 C/C B/W (B)
F6	750 x 750 x 300	T10@100 C/C B/W (B)

FOUNDATION DEPTH : 1200mm BELOW GROUND LEVEL

300mm THICK RAFT

ALL FOOTINGS ARE TO BE LAID ON TOP OF 50mm THICK
LEAN CONCRETE
APPLY WATER PROOFING TO SUBSTRUCTURE
(BELOW GROUND ELEMENTS)

TIE BEAM SIZES

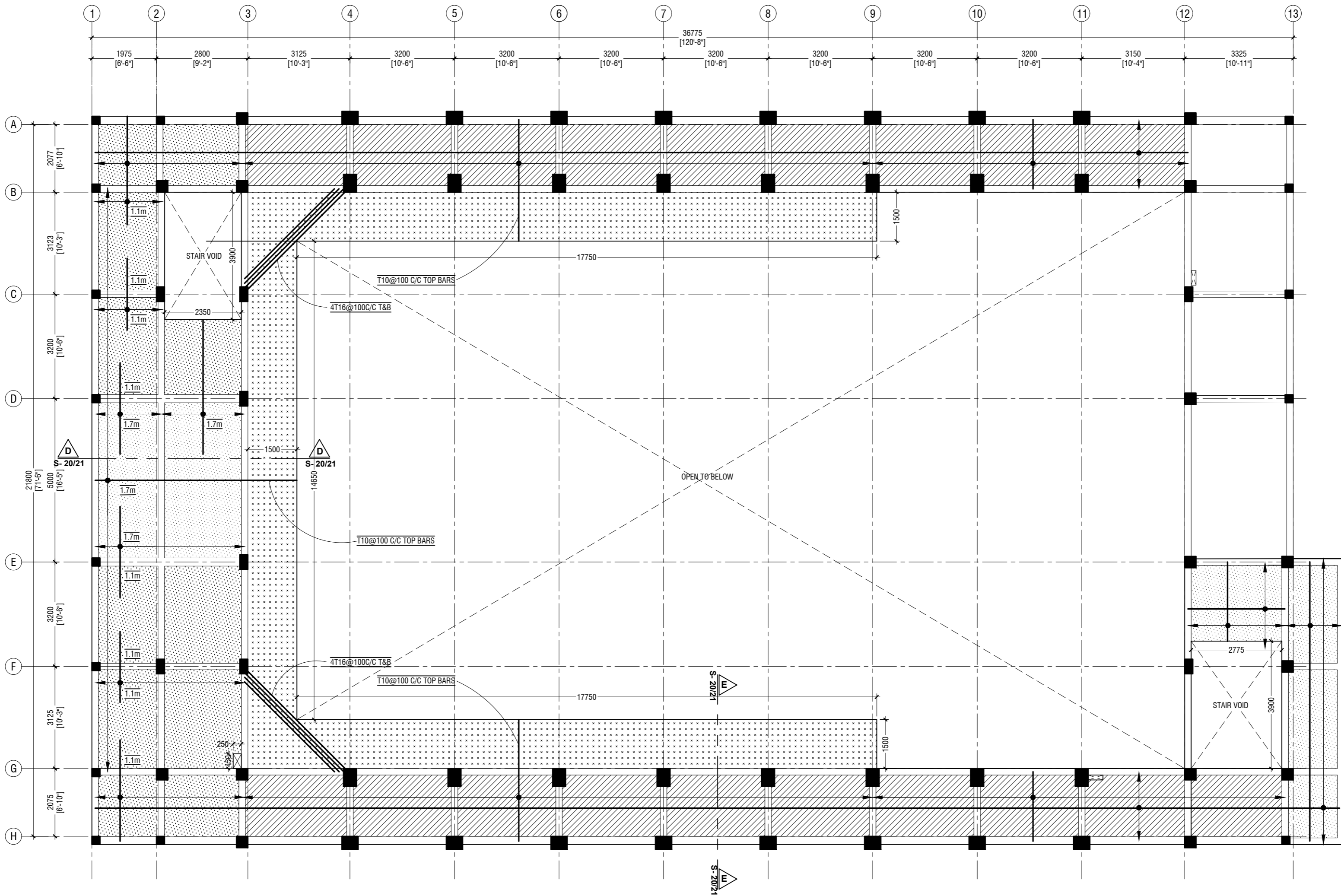
TB	: 250 x 400 mm
COVER	: 50mm

GROUND SLAB : 100mm THK RC SLAB ON FILL
REINFORCED WITH T10@200 C/C BW


CONCRETE GRADE 35= MPa

-150mm THK. SOLID MASONRY BLOCK WALL

RAMP SLAB : 100MM THICK SLAB ON GRADE,
T10@200 C/C BW



FIRST FLOOR SLAB REINFORCEMENT PLAN



- NOTE
- SLAB THICKNESS - 150mm
 - CAT WALK SLAB THICKNESS - 170mm
 - SLAB THICKNESS - 200mm

BOTTOM REINFORCEMENT - T10@150 C/C BW (NOT SHOWN, UNLESS STATED)
TOP REINFORCEMENT - T10 @150 C/C (AS SHOWN UNLESS STATED)
TOP DISTRIBUTION BARS - T10@150 C/C
REINFORCEMENT DISCONTINUOUS AT VOIDS

Gdh.Vaadhoo Jamaaluddin - Multipurpose Hall & 4 Classroom
Client: Ministry of Education

Project Number: RI/2020/006
Drawing Number: S-10/21

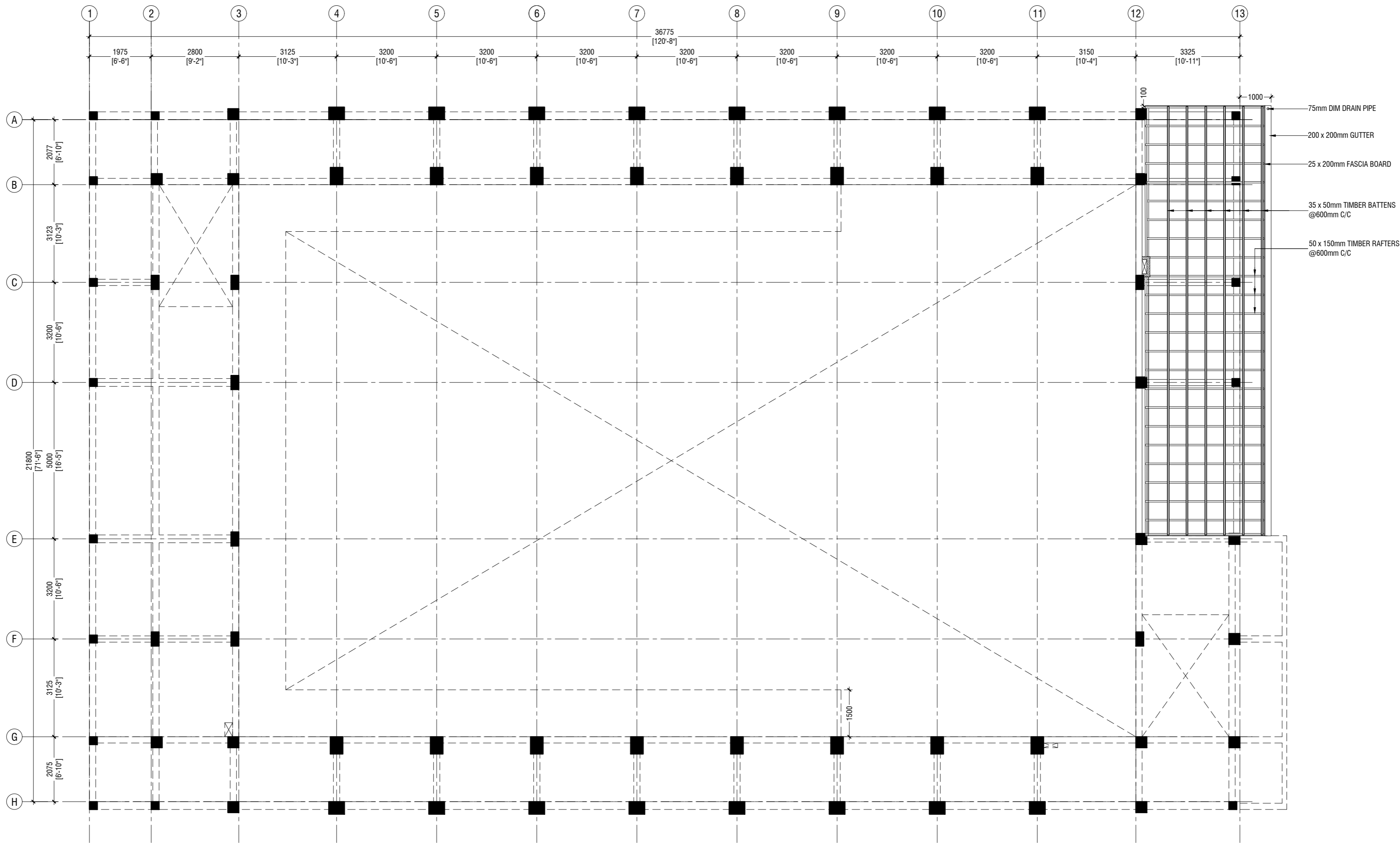
Architect: Leena Jabeel
Engineer: Mohamed Munirhabib Waleed
Drawn by: Mohamed Yashiq Ismail
Services: Alkhatir Ahmed
Director

Rev no	Date
1	2020/06/01
2	2020/06/01
3	2020/06/01



RYAN PRIVATE LIMITED
t: +960335049 f: +960330776
e: info@ryan.com.mv
w: www.ryan.com.mv
3rd Floor, H. Azum, Ameeremogga, Male

Title: First Floor Slab
Reinforcement Plan
Page: S-10/21



LOWER ROOF FRAMING PLAN

SCALE 1:100

Gdh.Vaadhoo Jamaaluddin - Multipurpose Hall & 4 Classroom

Client: Ministry of Education

Rev no	Date
--	-----
--	-----
--	-----

Project Number: RI/2020/006
Drawing No: 2021
Architect: Alkhatir Leena Jabeel
Engineer: Mohamed Munthaliq Waleed
Drawn by: Mohamed Yashiq Ismail
Services: Alkhatir Ahmed
Director:




RIYAN PRIVATE LIMITED
t: +960335049 f: +9603310776
e: info@riyan.com.mv
w: www.riyan.com.mv
3rd floor, H. Azum, Ameeremogga, Male

Title: Lower Roof Framing Plan

Page: S-11/21

The contents of these drawings remain as a property of Riyan Private Limited. Any use other than those expressly stated is a violation of this copyright.



SECOND FLOOR BEAM PLAN

SCALE 1:100



NOTE:

COLUMN SIZES

C1	: 400 x 550 mm
C2	: 400 x 550 mm
C3	: 400 x 500 mm
C4	: 250 x 450 mm
C5	: 350 x 350 mm
C6	: 250 x 250 mm
SC	: 150 x 150 mm
COVER	: 40mm

✕ COLUMN TERMINATED FROM
SECOND FLOOR SLAB

NOTE:

BEAM SIZES

B1	: 200x450 mm
B1A	: 200x450 mm
B2	: 200x400 mm
B3	: 250x450 mm
B4	: 200x400 mm
B5	: 200x450 mm
B6	: 200x400 mm
B7	: 250x500 mm
B8	: 200x450 mm
B9	: 350x1200 mm
CB1	: 250x450 mm
HB	: 200x400 mm
RB1	: 200x300 mm
RB2	: 200x400 mm
RB3	: 150x400 mm
RB4	: 150x400 mm
CRB1	: 200x400 mm
COVER	: 35mm

CONCRETE GRADE 30 = MPa

Gdh.Vaadhoo Jamaaluddin - Multipurpose Hall & 4 Classroom
Client: Ministry of Education

Rev no	Date
1	2021
2	2021
3	2021

Project Number: RI/2020/006
Architect: Leena Jaleel
Engineer: Mohamed Munthaliq Waleed
Drawn by: Mohamed Yashiq Ismail
Services: Alsharif Ahmed
Director



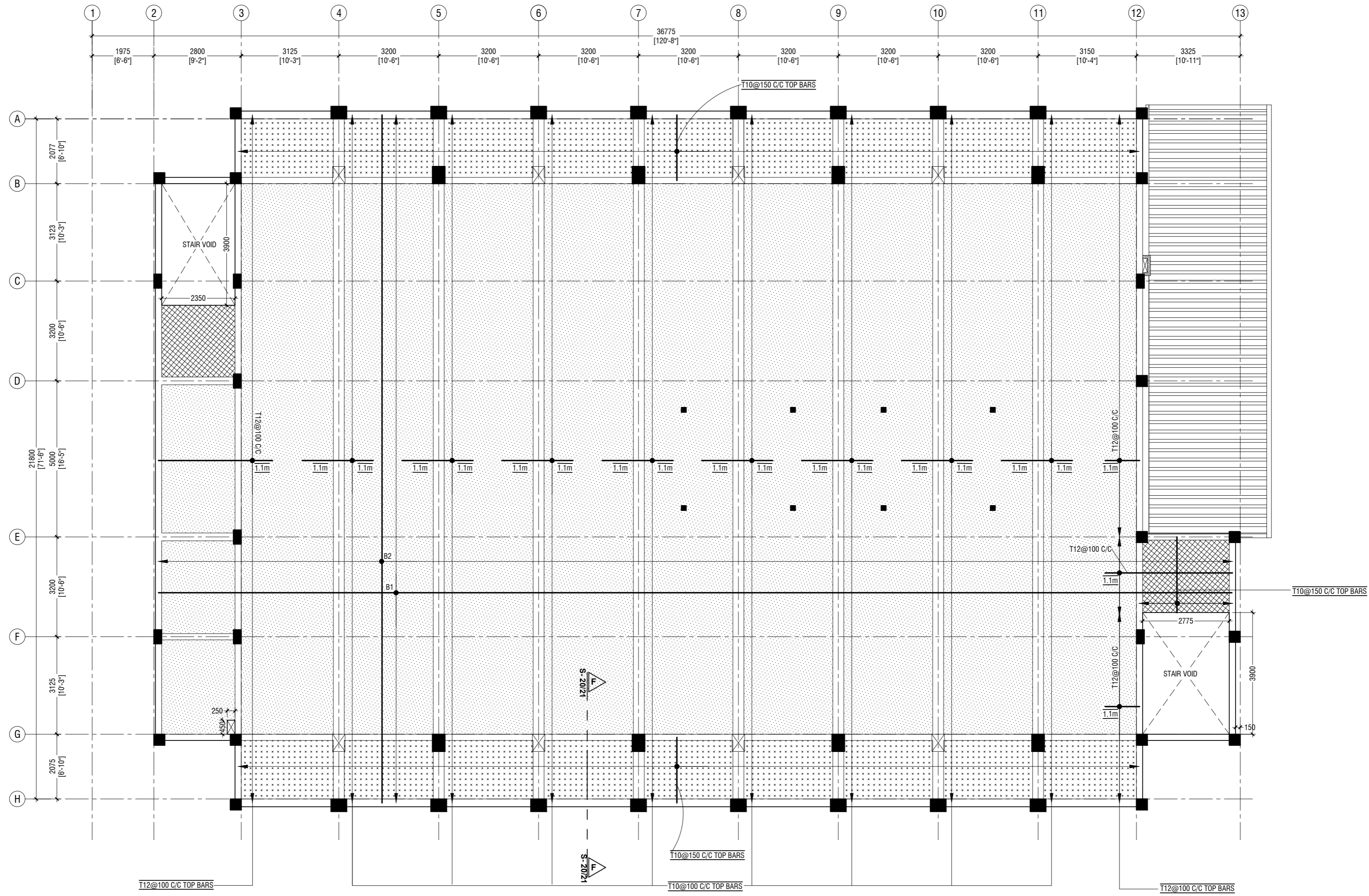
RYAN PRIVATE LIMITED

T: +9603355049 F: +9603310776
E: info@ryan.com.mv
W: www.ryan.com.mv
3rd Floor, H. Azumi, Ameermeenagga, Male

Title: Second Floor Beam Plan

Page: S-12/21

The contents of these drawings remain as a property of RYAN Private Limited. Any use other than those expressly stated is a violation of this copyright.



SECOND FLOOR SLAB REINFORCEMENT PLAN

SCALE 1:100
0 0.5 1 2 3 4 5

NOTE

- SLAB THICKNESS - 130mm
- SLAB THICKNESS - 150mm
- SLAB THICKNESS - 180mm
- SLAB THICKNESS - 200mm

BOTTOM REINFORCEMENT -
B1 - T10@100 C/C (AS SHOWN)
B2 - T10 @200 C/C (AS SHOWN)

TOP REINFORCEMENT - TOP BARS AS SHOWN
TOP DISTRIBUTION BARS - T10@150 C/C
REINFORCEMENT DISCONTINUOUS AT VOIDS

Gdh.Vaadhoo Jamaaluddin - Multipurpose Hall & 4 Classroom
Client: Ministry of Education

Rev no	Date
1	2021
2	2021
3	2021
4	2021
5	2021

Project Number: RI/2020/006
Drawing No: 2021
Architect: Leena Jaleel
Engineer: Mohamed Munthaliq Waleed
Drawn by: Mohamed Yashiq Ismail
Services: Alkhatir Ahmed
Director

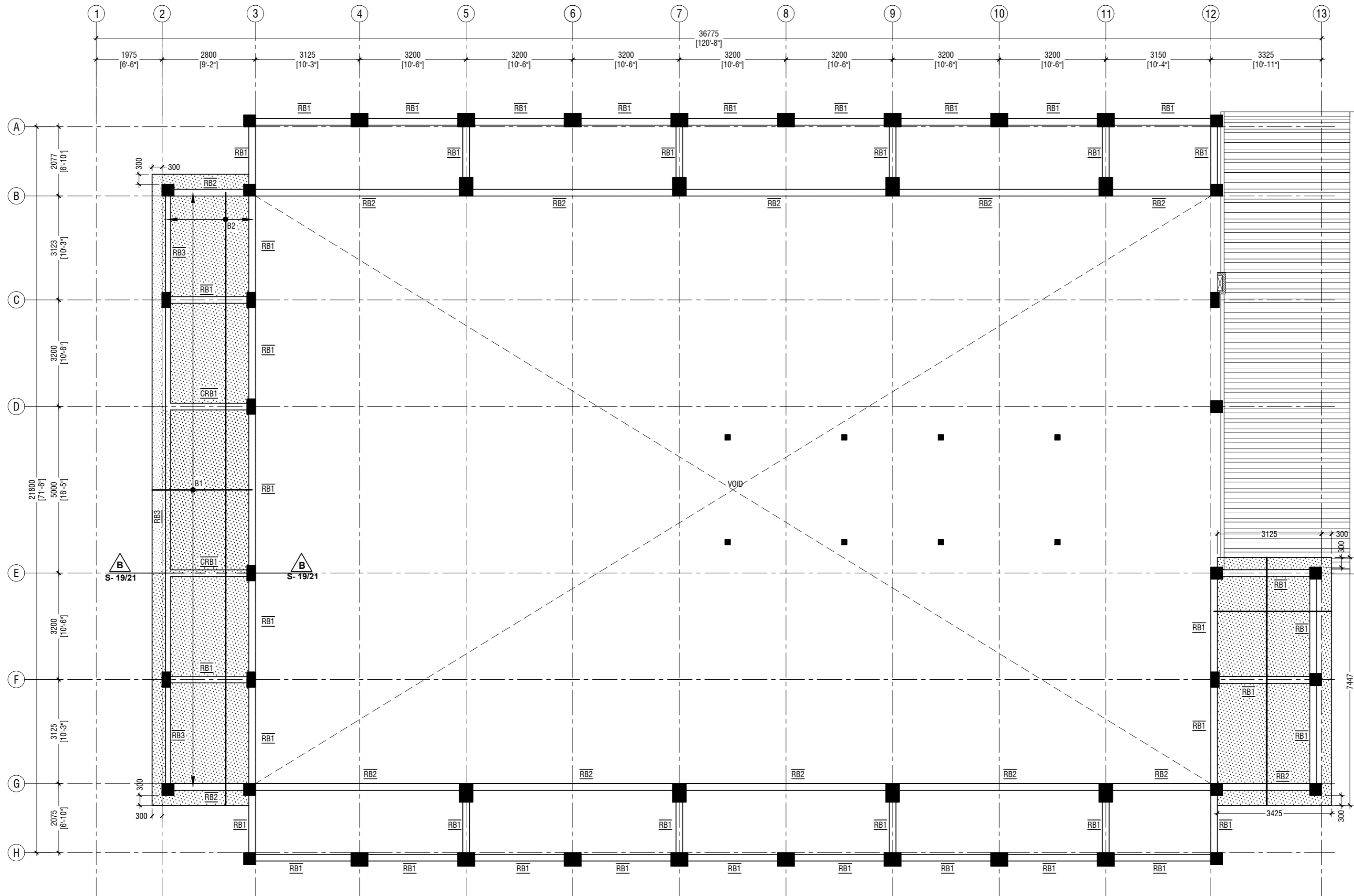


RYAN PRIVATE LIMITED

T: +960335049 F: +960330776
E: info@ryan.com.mv
W: www.ryan.com.mv
3rd Floor, H. Azum, Ameeremogga, Male

Title: Second Floor Slab
Reinforcement Plan

Page: 5-13/21



ROOF BEAM LEVEL - 1 AND SLAB REINFORCEMENT PLAN (+10300)

SCALE 1:100
0 0.5 1 2 3 4 5

NOTE:

COLUMN SIZES

C1	: 400 x 550 mm
C2	: 400 x 550 mm
C3	: 400 x 500 mm
C4	: 250 x 450 mm
C5	: 350 x 350 mm
C6	: 250 x 250 mm
C8	: 150 x 150 mm
COVER	: 40mm

NOTE:

BEAM SIZES

B1	: 200x450 mm
B1A	: 200x450 mm
B2	: 200x400 mm
B3	: 250x450 mm
B4	: 200x400 mm
B5	: 200x450 mm
B6	: 200x400 mm
B7	: 250x500 mm
B8	: 200x450 mm
B9	: 350x1200 mm
CB1	: 250x450 mm
HB	: 200x400 mm
RB1	: 200x300 mm
RB2	: 200x400 mm
RB3	: 150x400 mm
RB4	: 150x400 mm
CRB1	: 200x400 mm
COVER	: 35mm

CONCRETE GRADE 30 = MPa

NOTE

SLAB THICKNESS - 130mm

BOTTOM REINFORCEMENT - T10@200 C/C B/W (NOT SHOWN, UNLESS STATED)
BOTTOM REINFORCEMENT - B1 - T10@100 C/C (AS SHOWN)
BOTTOM REINFORCEMENT - B2 - T10 @200 C/C (AS SHOWN)
TOP REINFORCEMENT - T10 @200 C/C B/W
TOP DISTRIBUTION BARS - T10@200 C/C
REINFORCEMENT DISCONTINUOUS AT VOIDS

Gdh.Vaadhoo Jamaaluddin - Multipurpose Hall & 4 Classroom

Client: Ministry of Education

Project Number: RI/2020/006

Rev no

Date

Rev no

Date

Rev no

Date



RYAN PRIVATE LIMITED

T: +9603355049 F: +9603310776

E: info@ryan.com.mv

W: www.ryan.com.mv

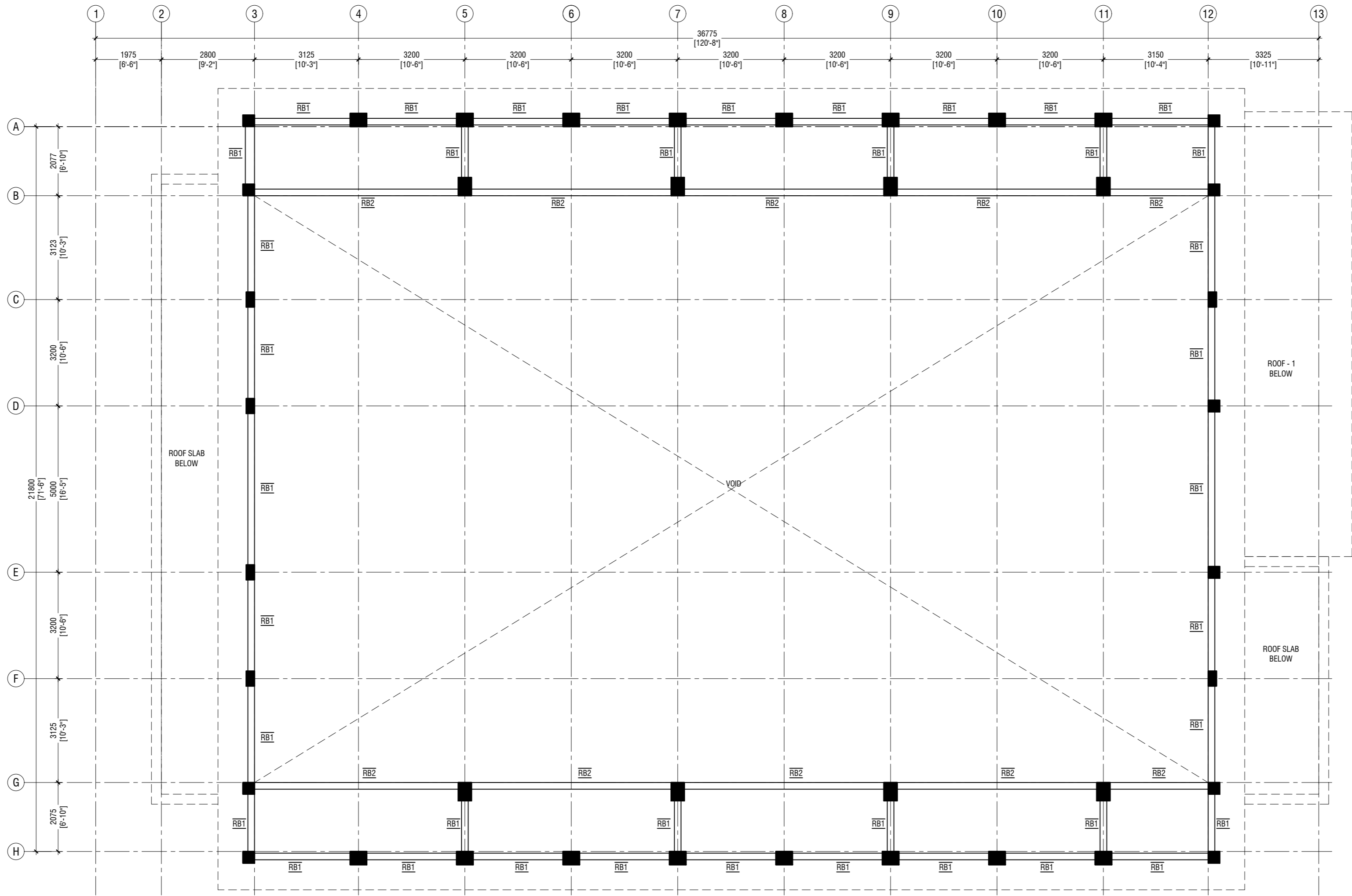
3rd Floor, H. Azum, Ameermeenigga, Male

Title: RoofBeam Level 1 & Slab


Reinforcement Plan

Page: S-14/21

The contents of these drawings remain as a property of RYAN Private Limited. Any use other than those expressly stated is a violation of this copyright.



ROOF BEAM LEVEL - 2 (+11200)



NOTE:

COLUMN SIZES

C1	: 400 x 550 mm
C2	: 400 x 550 mm
C3	: 400 x 500 mm
C4	: 250 x 450 mm
C5	: 350 x 350 mm
C6	: 250 x 250 mm
SC	: 150 x 150 mm
COVER	: 40mm

NOTE:

BEAM SIZES

B1	: 200x450 mm
B1A	: 200x450 mm
B2	: 200x400 mm
B3	: 250x450 mm
B4	: 200x400 mm
B5	: 200x450 mm
B6	: 200x400 mm
B7	: 250x500 mm
B8	: 200x450 mm
B9	: 350x1200 mm
CB1	: 250x450 mm
HB	: 200x400 mm
RB1	: 200x300 mm
RB2	: 200x400 mm
RB3	: 150x400 mm
RB4	: 150x400 mm
CRB1	: 200x400 mm
COVER	: 35mm

CONCRETE GRADE 30 = MPa

Gdh.Vaadhoo Jamaaluddin - Multipurpose Hall & 4 Classroom
Client: Ministry of Education

Project Number: RI/2020/006

Architect: Alkhairat Leena Jaleel

Engineer: Mohamed Munthaliq Walleed

Drawn by: Mohamed Yashiq Ismail

Services: Alkhairat Ahmed

Director

Rev no	Date
1	2020/06/06
2	2020/06/06
3	2020/06/06



RYAN PRIVATE LIMITED

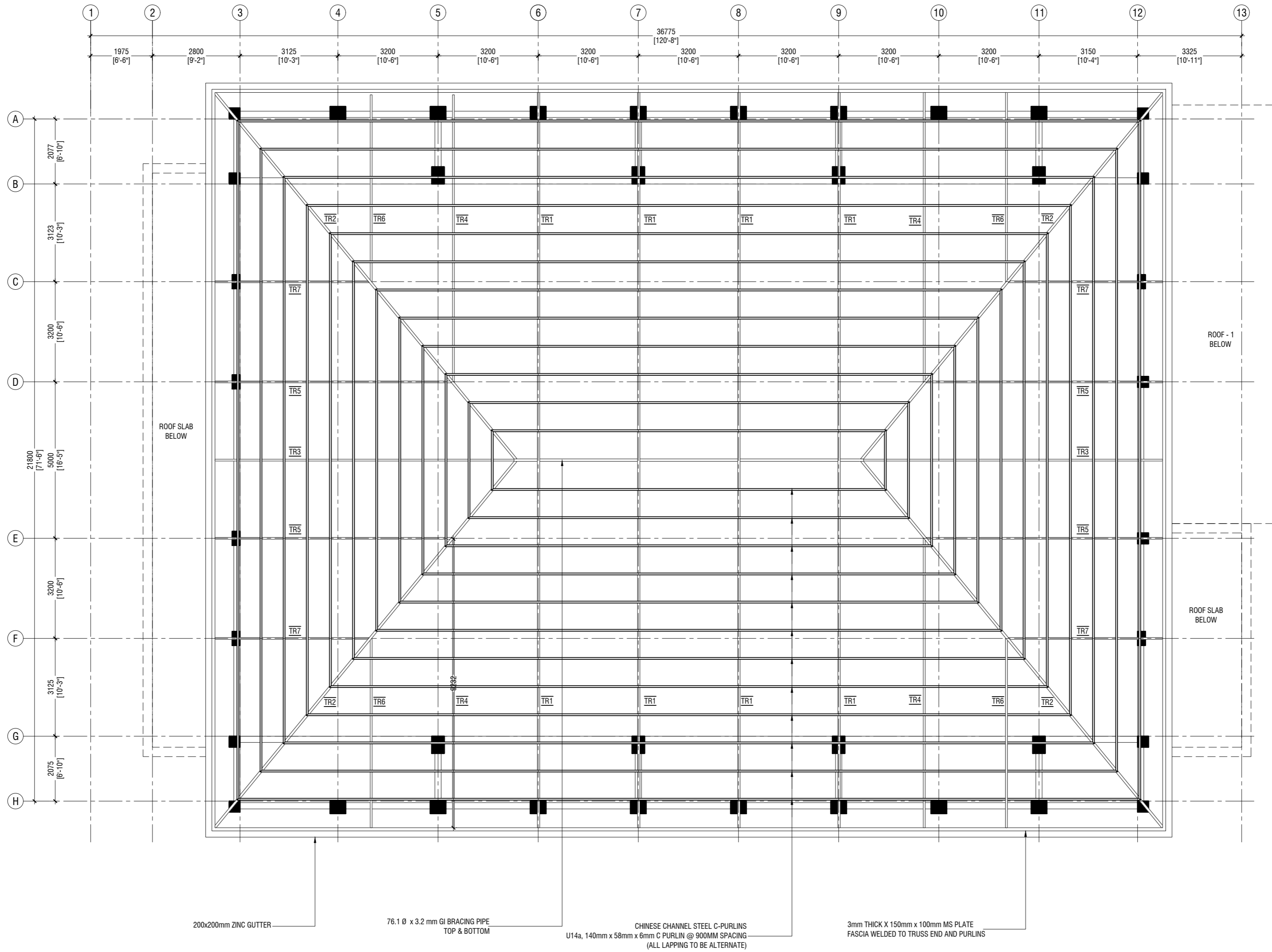
T: +960335049 F: +960330776
E: info@ryan.com.mv
W: www.ryan.com.mv

3rd Floor, H. Azum, Ameeremogga, Male

Title: Roof Beam Level - 2

Page: S-15/21

The contents of these drawings remain as a property of RYAN PRIVATE LIMITED. Any use other than those expressly stated is a violation of this copyright.



ROOF LEVEL - 2 TRUSS AND FRAMING PLAN

SCALE 1:100
0 0.5 1 2 3 4 5

Gdh.Vaadhoo Jamaaluddin - Multipurpose Hall & 4 Classroom

Client: Ministry of Education

Rev no	Date
1	2020/06/06
2	2020/06/06
3	2020/06/06
4	2020/06/06
5	2020/06/06
6	2020/06/06
7	2020/06/06
8	2020/06/06
9	2020/06/06
10	2020/06/06
11	2020/06/06
12	2020/06/06
13	2020/06/06



RYAN PRIVATE LIMITED
t: +960335049 f: +960330776
e: info@ryan.com.mv
w: www.ryan.com.mv
3rd Floor, H. Azumi, Ameeremogga, Male

Title: Roof Level - 2 Truss & Framing Plan

Page: 5-16/21

The contents of these drawings remain as a property of RYAN Private Limited. Any use other than those expressly stated is a violation of this copyright.



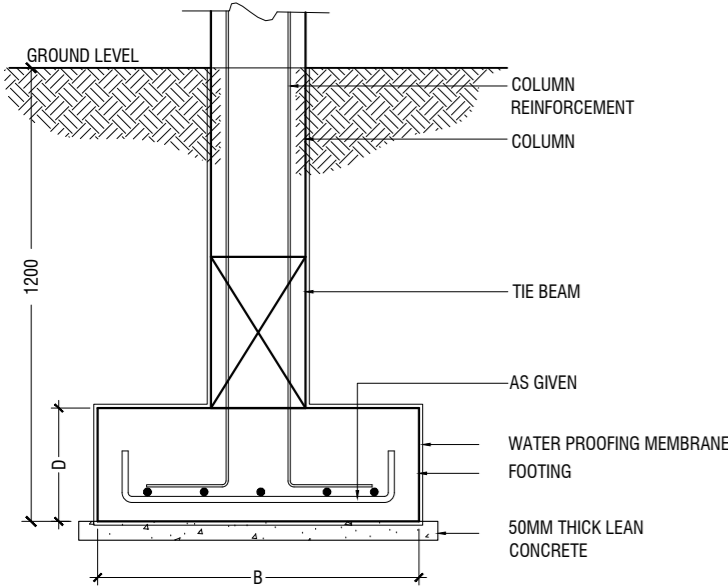
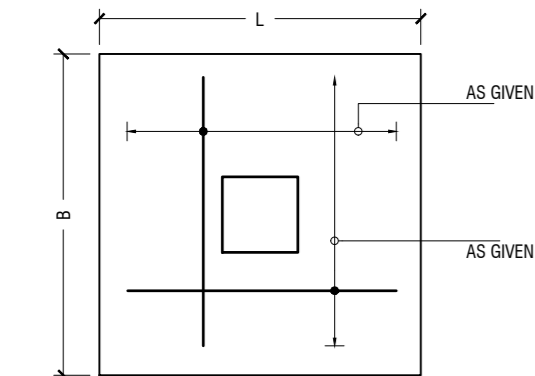
ROOF TRUSS DETAILS



	DIMENSION	REINFORCEMENT (L x B x D)
F1	2700 x 2700 x 550	T16@130 C/C B/W (B) T12@130C/C B/W (T)
F2	1800 x 1800 x 400	T16@120 C/C B/W (B)
F3	1500 x 1500 x 350	T12@150 C/C B/W (B)
F4	1200 x 1200 x 350	T12@150 C/C B/W (B)
F5	1000 x 1000 x 300	T12@150 C/C B/W (B)
F6	750 x 750 x 300	T10@100 C/C B/W (B)

FOUNDATION DEPTH = 1200mm
NOTE:-
COVER TO FOUNDATION = 50mm
COVER TO COLUMNS = 40mm
COVER TO BEAMS = 35mm
LAPS = Ø OF BAR x 45
BEAMS @END SUPPORT = Ø OF BAR x 12
CONCRETE GRADE 35= MPa

FOUNDATION PADS



FOOTING DETAILS

STRUCTURAL DETAILS - 1
SCALE 1:20

C1	
C2	
C3	
C4	
C5	
C6	
SC	
STIFFENER COLUMN START FROM SECOND FLOOR SLAB ONWARDS	

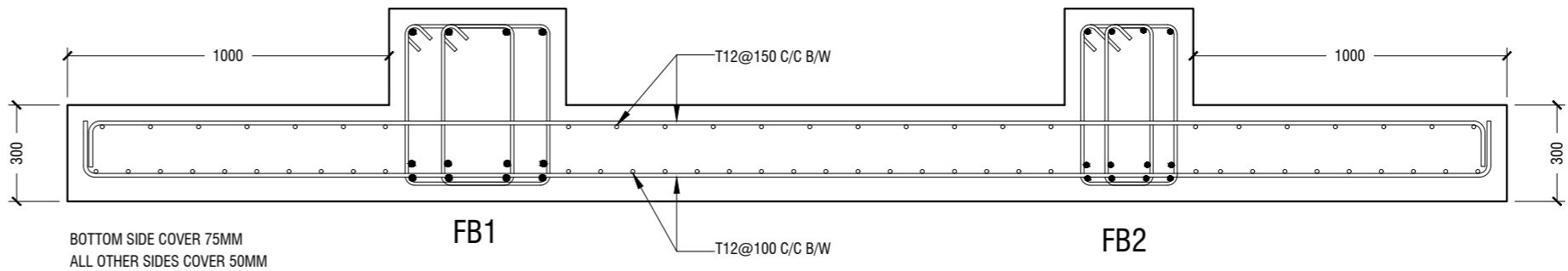
COLUMNS DETAIL

TB (FOUNDATION ONLY)	
TB1 (RAMP ONLY)	

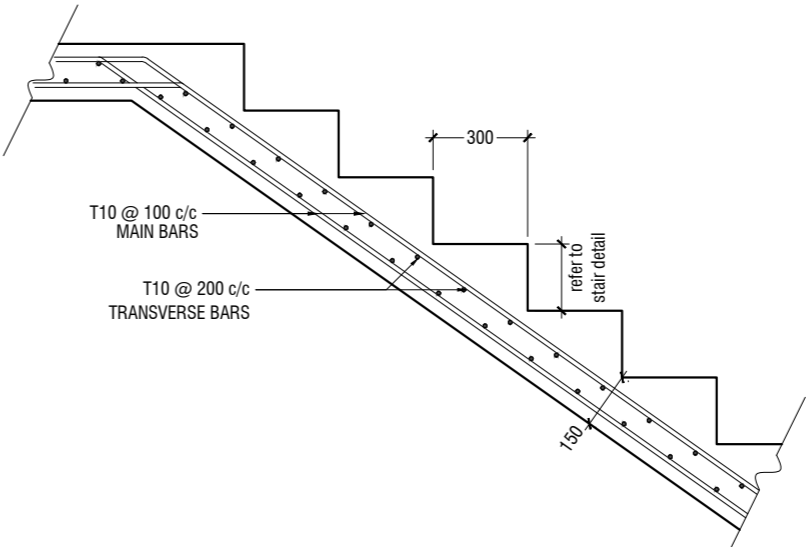
TIE BEAM DETAIL

FB1		
FB2		
FB3		

FOUNDATION BEAMS DETAIL



SECTION A-A RAFT SECTIONAL DETAIL



Gdh.Vaadhoo Jamaaluddin - Multipurpose Hall & 4 Classroom
Client: Ministry of Education

Project Number: RI/2020/006
Revision: 01
Date: 2020/07/27

Architect: Leena Jabeel
Engineer: Mohamed Munthaliq Waleed
Drawn by: Mohamed Yashiq Ismail
Services: Alhadih Ahmed
Director



RYAN PRIVATE LIMITED
t: +960335049 f: +960330776
e: info@ryan.com.mv
w: www.ryan.com.mv
3rd floor, H. Azumi, Ameermeenaghi, Male

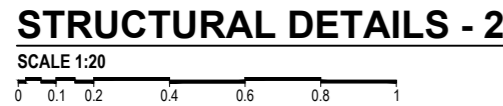
Title: Structural Details - 1

Page: 5-18/21

The contents of these drawings remain as a property of RYAN Private Limited. Any use other than those expressly stated is a violation of this copyright.

B1	
B1A	
B2	
B3	
B4	
B5	
B6	
B7	

BEAMS DETAIL



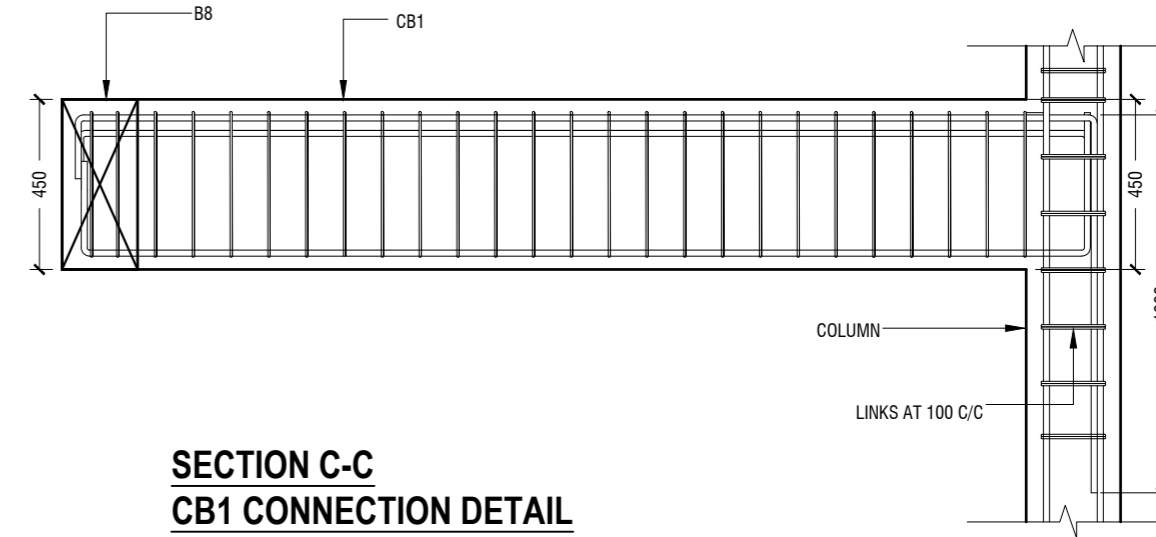
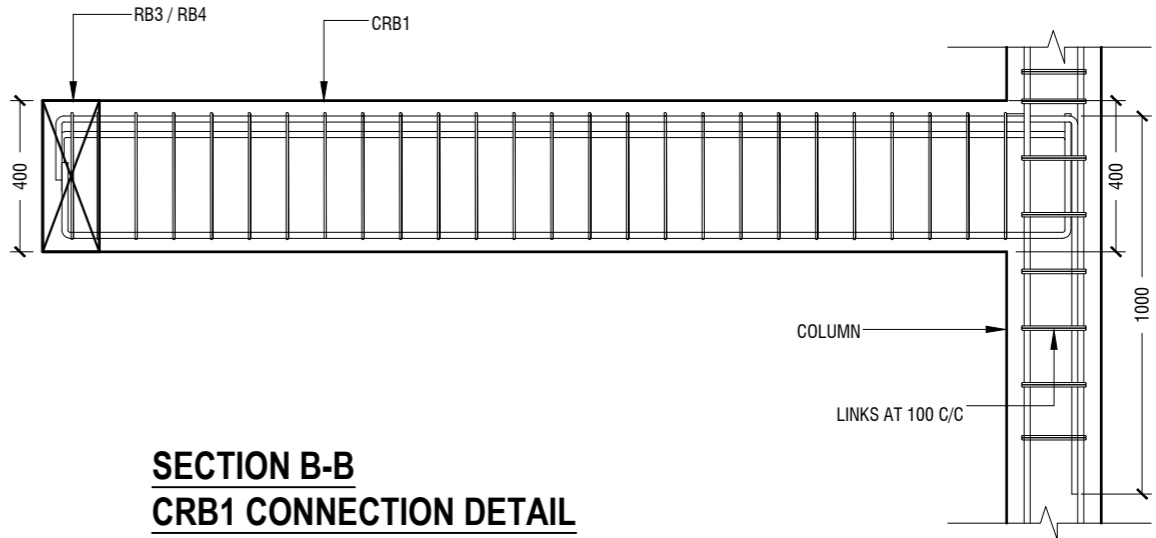
B8	
B9	
CB1	
CRB1	
RB1	
RB2	
RB3	

BEAMS DETAIL

RB4	
HB STAIRCASE HALF LANDING	
LB	
LT1	

BEAMS DETAIL

LINTELS OVER ALL DOORS, WINDOWS
(THAT DOES NOT RISE TO ROOF BEAM LEVEL)



Gdh.Vaadhoo Jamaaluddin - Multipurpose Hall & 4 Classroom
Client: Ministry of Education

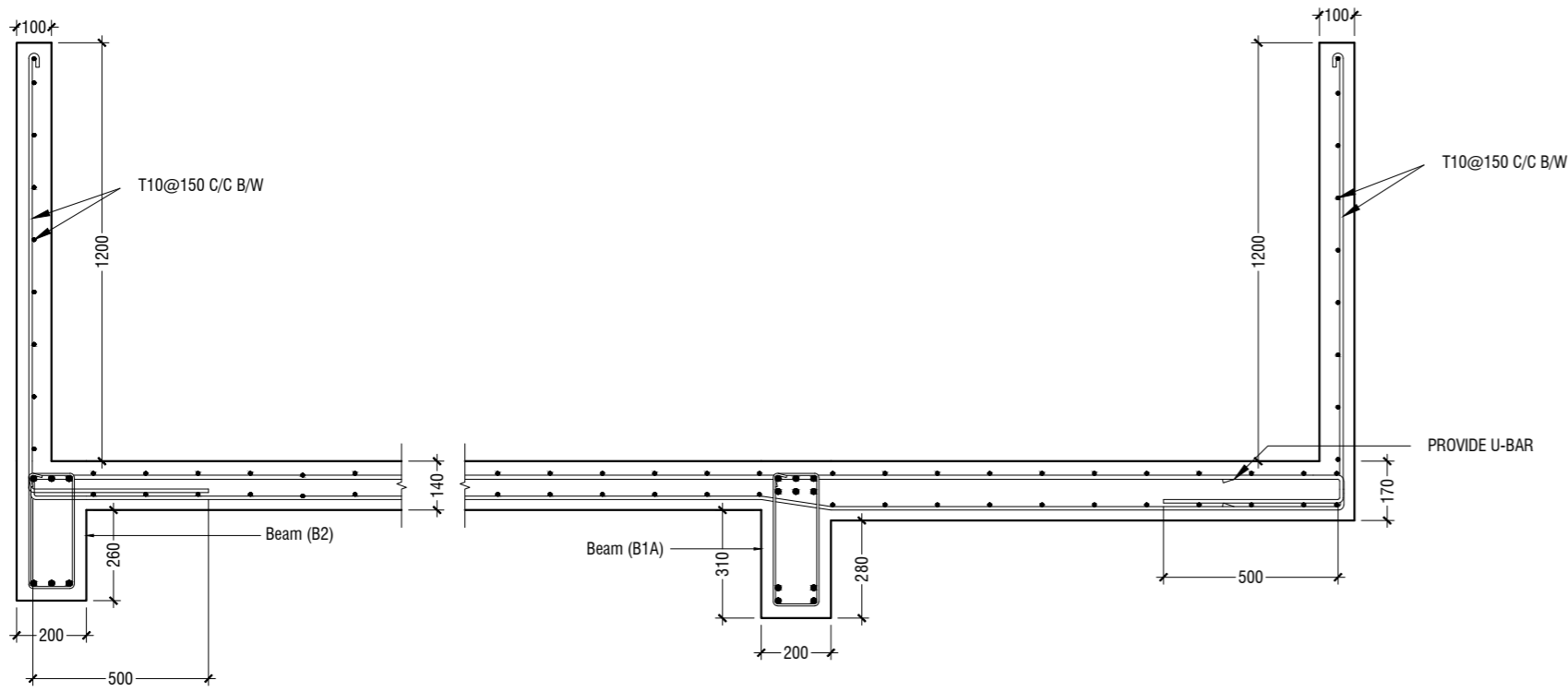
Rev no	Date
1	2021
2	2021
3	2021
4	2021
5	2021
6	2021
7	2021
8	2021
9	2021
10	2021

Project Number: RI/2020/006
Architect: Gdh.Vaadhoo Jamaaluddin
Engineer: Mohamed Munthaliq Waleed
Services: Alsharif Ahmed

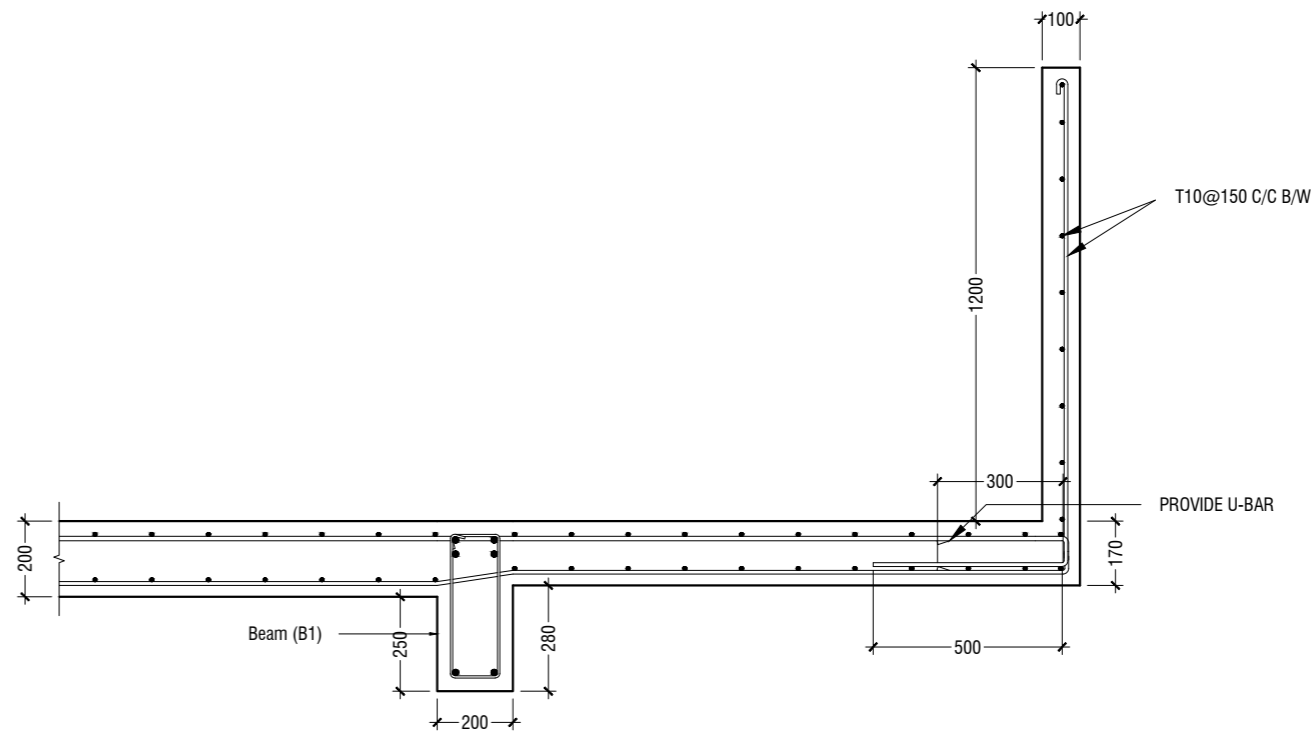


RYAN PRIVATE LIMITED
t: +960335049 f: +960330776
e: info@ryan.com.mv
w: www.ryan.com.mv
3rd floor, H. Azum, Ameermeenaga, Male

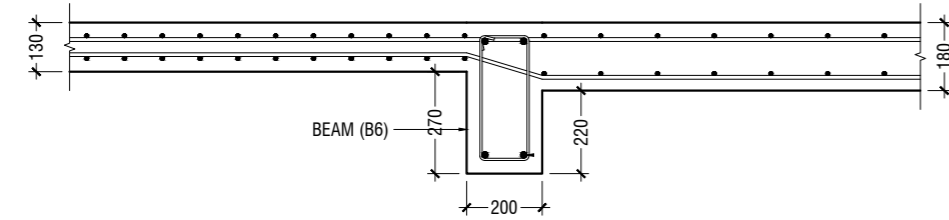
Title: Structural Details - 2



SECTION D-D
FIRST FLOOR SLAB REINFORCEMENT CONNECTION DETAIL



SECTION E-E
FIRST FLOOR SLAB REINFORCEMENT CONNECTION DETAIL



SECTION F-F
SECOND FLOOR SLAB THICKNESS REDUCTION DETAIL

STRUCTURAL DETAILS - 3

SCALE 1:20
0 0.1 0.2 0.4 0.6 0.8 1

Gdh.Vaadhoo Jamaaluddin - Multipurpose Hall & 4 Classroom
Client: Ministry of Education

Rev no	Date
--	-----
--	-----
--	-----

Project Number: RI/20/006
Drawing No: 20/006
Architect: Leena Jaleel
Engineer: Mohamed Munthaliq Waleed
Drawn by: Mohamed Yashiq Ismail
Services: Alhath Ahmed
Inspector:



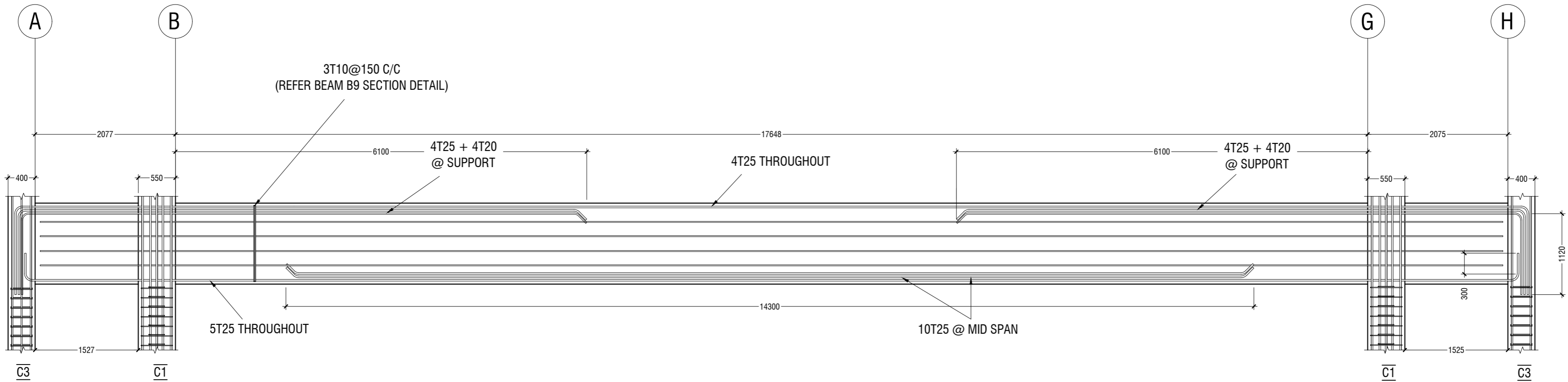
RYAN PRIVATE LIMITED

T: +960335049 F: +960330776
E: info@ryan.com.mv
W: www.ryan.com.mv
3rd Floor, H. Azumi, Ameeremogga, Male

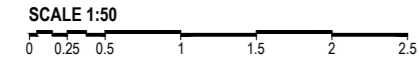
Title: Structural Details - 3

Page: S-20/21

The contents of these drawings remain as a property of RYAN Private Limited. Any use other than those expressly stated is a violation of this copyright.



BEAM (B9) LONGITUDINAL SECTION DETAIL



Project Number	Rev no	Date
RI/2020/006	--	-----
Checked by : Leena Jabeel	--	-----
Approved by : Mohamed Munthaliq Waheed	--	-----
Drawn by : Mohamed Yashiq Ismail	--	-----
Services : Ashath Ahmed	--	-----
Intered :	--	-----