





SEWAGE

SYMBOL	DESCRIPTION
IC	INSPECTION CHAMBER
	FLOOR DRAIN
	UPVC HIGH PRESSURE WASTE WATER PIPE(ø75–ø100)
	SEWAGE DISPOSAL (ø100–ø150)
	P TRAP

NOTE:







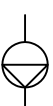
- GROUND WATER FOR WC
- MWSC WATER TAP NEAR WC (MUSLIM SHOWER)
- MWSC WATER FOR SHOWER HEAD
- MWSC WATER FOR WASH BASIN
- ALL THE CONNECTIONS SHOULD BE DONE THROUGH GATE VALVES
- MWSC WATER TO BE PROVIDED TO ALL KITCHENS SINKS

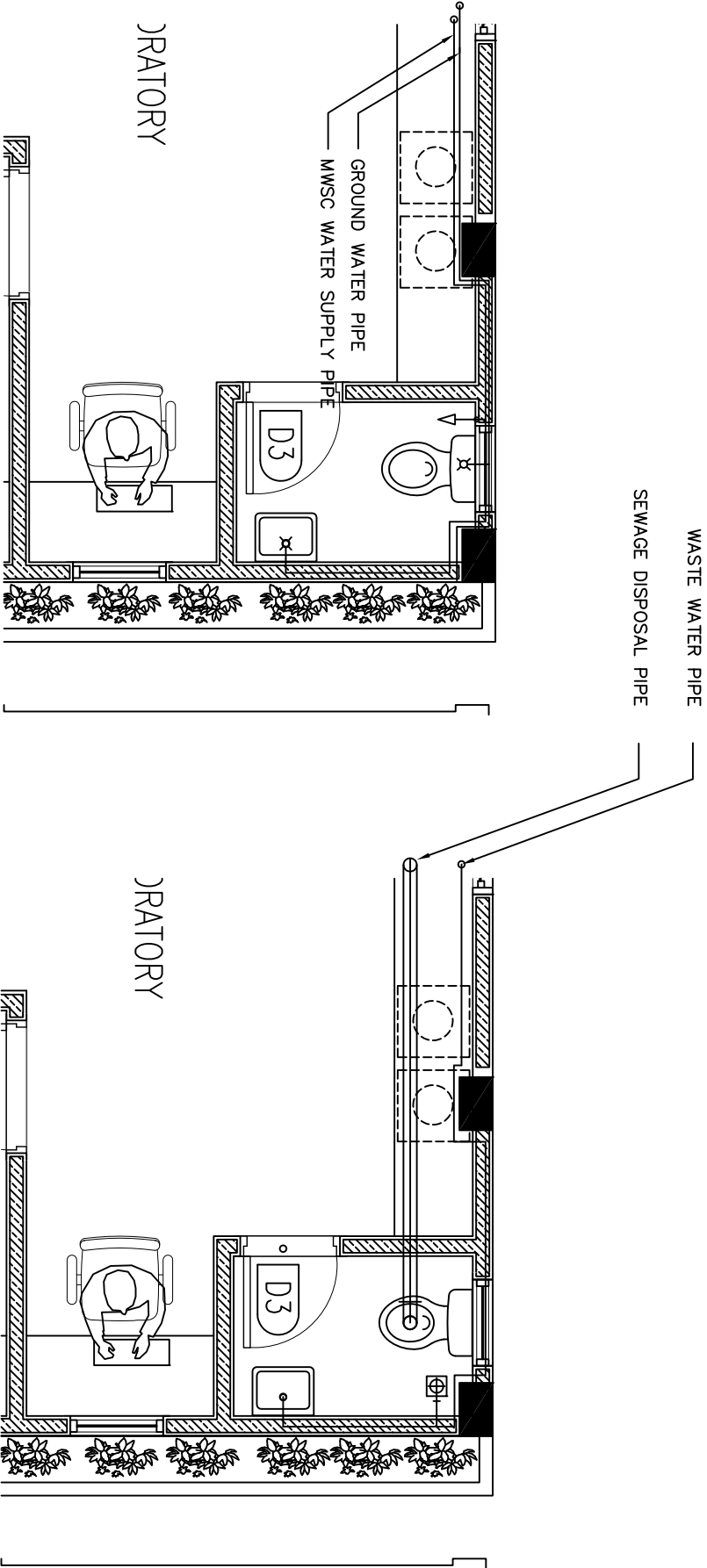
MWSC WATER METRE

FOR EACH APARTMENT THERE WILL BE A SEPERATE WATER METRE, MWSC WATER IS PROVIDED TO ALL THE FLOORS DIRECTLY

WATER SUPPLY

LEGEND

SYMBOL	DESCRIPTION
	TAP
	SHOWER
	MUSLIM SHOWER
	ISOLATING VALVE
	MWSC WATER SUPPLY (ø12–ø35)
	GROUND WATER SUPPLY (ø12–ø35)
	WATER PUMP



FRESH WATER SUPPLY PLAN

(LABORATORY)

SCALE 1:50

SEWAGE AND WASTE DISPOSAL PLAN

(LABORATORY)

SCALE 1:50