

PROPOSED 8 CLASS ROOM BLOCK AT SH.FOAKAIDHOO

(2 STOREY)

ARCHITECTURAL & STRUCTURAL DRAWINGS

FEBRUARY 2016

CLIENT : MINISTRY OF EDUCATION

DESIGN BY

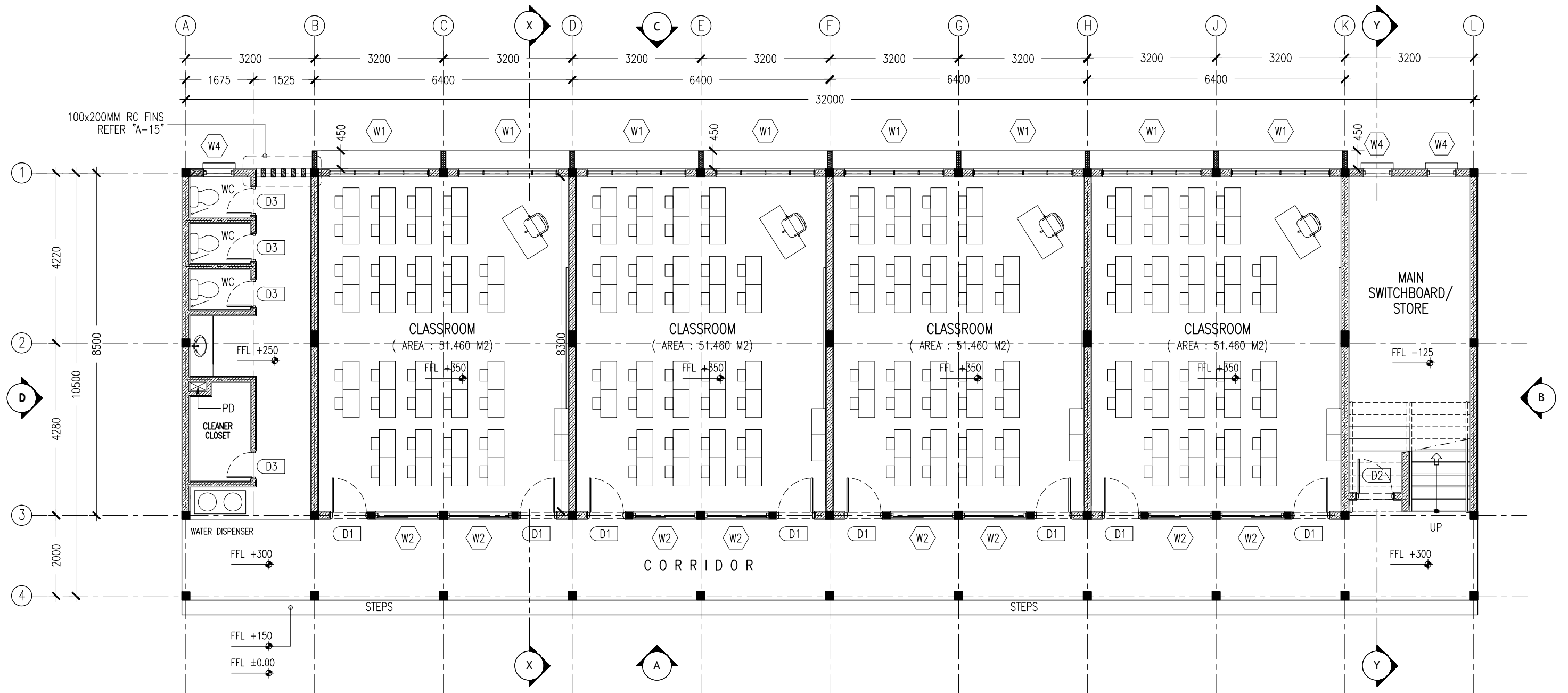
ArchEng
s t u d i o
Ma Fiyajahaage, 1st floor, Male'. Republic of Maldives
admin@archeng.biz

CONTRACTORS MUST
CHECK ALL
DIMENSIONS ON SITE
BEFORE STARTING
ANY WORK OR SHOP
DRAWINGS.FIGURED
DIMENSIONS TO TAKE
PRECEDENCE OVER
SCALE READINGS



REVISION:	ARCHITECT: MOHAMED HAMEEN	PROJECT: PROPOSED 08 CLASS ROOM BLOCK (02 STOREY)	A-00
	ENGINEER:	LOCATION: SH.FOAKIADHOO	
	SERVICES ENG:	DRAWING TITLE: AS GIVEN	
	ESTIMATOR:	CLIENT: MINISTRY OF EDUCATION	
	DRAWN BY: ASFAN AHMED	SCALE: AS GIVEN	DWG NO
		DATE: FEBRUARY 2016	PROJECT NO.: 15-841

CONCEPT AND DESIGN IN THIS DRAWING ARE THE PROPERTIES OF ARCHENG STUDIO PVT LTD. UNAUTHORIZED USE OR REPRODUCTION OF PART OF THE DESIGN,DRAWINGS OR CONCEPT TO USE IN OTHER PROJECTS OR SITES OTHER THAN SPECIFIED ON THIS DRAWING IS PROHIBITED



KEY /LEGEND NOTES

	BLOCK MASONRY WALL
	150MM THK RC WALL 850MM HIGH

GROUND FLOOR LAYOUT PLAN
SCALE 1:100

CONTRACTORS MUST
CHECK ALL
DIMENSIONS ON SITE
BEFORE STARTING
ANY WORK OR SHOP
DRAWINGS.FIGURED
DIMENSIONS TO TAKE
PRECEDENCE OVER
SCALE READINGS

ArchEng
studio
Ma Fiyajahaage, 1st floor, Male', Republic of Maldives
admin@archeng.biz

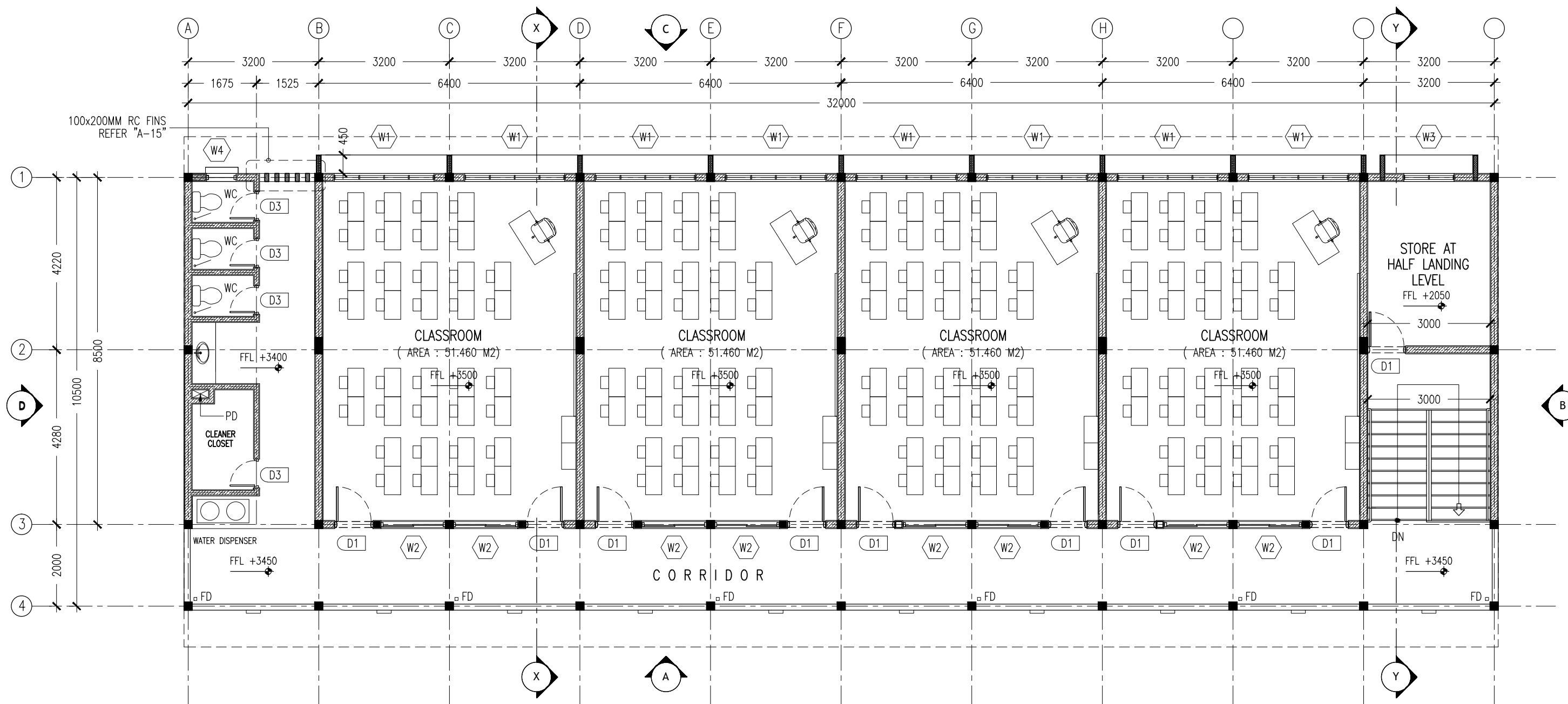
REVISION:	

ARCHITECT:	MOHAMED HAMEEN
ENGINEER:	
SERVICES ENG:	
ESTIMATOR:	
DRAWN BY:	ASFAN AHMED

PROJECT:	PROPOSED 08 CLASS ROOM BLOCK (02 STOREY)
LOCATION:	SH.FOAKIADHOO
DRAWING TITLE:	AS GIVEN
CLIENT:	MINISTRY OF EDUCATION
SCALE:	AS GIVEN
DIMENSION:	MM
DATE:	FEBRUARY 2016

A-01
DWG NO
PROJECT NO.: 15-041

CONCEPT AND DESIGN IN THIS DRAWING ARE THE PROPERTIES OF ARCHENG STUDIO PVT LTD. UNAUTHORIZED USE OR REPRODUCTION OF PART OF THE DESIGN,DRAWINGS OR CONCEPT TO USE IN OTHER PROJECTS OR SITES OTHER THAN SPECIFIED ON THIS DRAWING IS PROHIBITED



KEY /LEGEND NOTES

	BLOCK MASONRY WALL
	150MM THK RC WALL 850MM HIGH

FD : FLOOR DRAIN

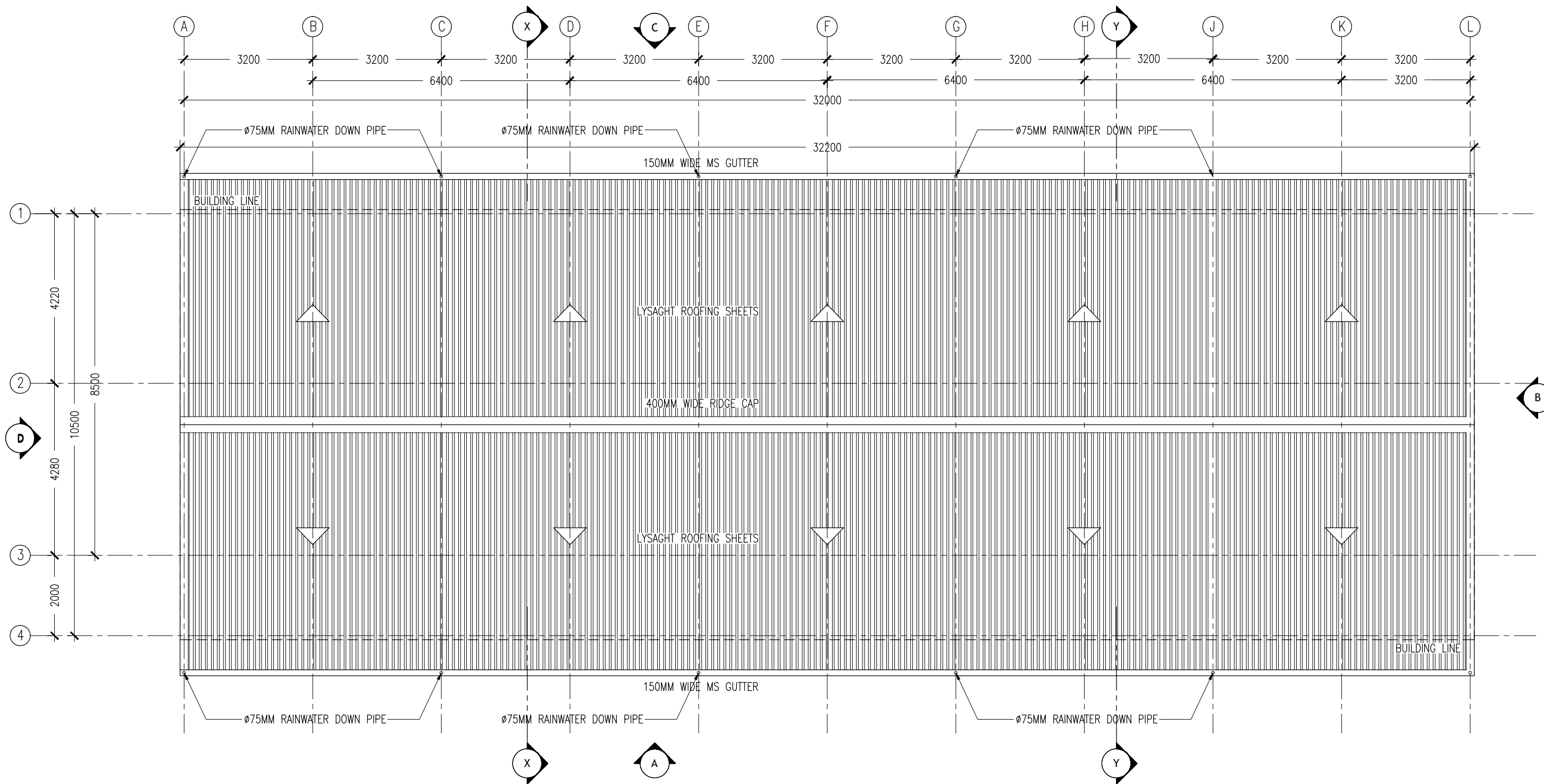
1ST FLOOR LAYOUT PLAN

SCALE 1:100

CONTRACTORS MUST
CHECK ALL
DIMENSIONS ON SITE
BEFORE STARTING
ANY WORK OR SHOP
DRAWINGS.FIGURED
DIMENSIONS TO TAKE
PRECEDENCE OVER
SCALE READINGS

ArchEng
studio
Ma Fiyajhaage, 1st floor, Male', Republic of Maldives
admin@archeng.biz

REVISION:	ARCHITECT: MOHAMED HAMEEN	PROJECT: PROPOSED 08 CLASS ROOM BLOCK (02 STOREY)	<div>A-02</div> <div>DWG NO</div> <div>PROJECT NO.: 15-041</div>
	ENGINEER:	LOCATION: SH.FOAKIADHOO	
	SERVICES ENG:	DRAWING TITLE: AS GIVEN	
	ESTIMATOR:	CLIENT: MINISTRY OF EDUCATION	
	DRAWN BY: ASFAN AHMED	SCALE: AS GIVEN DIMENSION: MM DATE: FEBRUARY 2016	
CONCEPT AND DESIGN IN THIS DRAWING ARE THE PROPERTY OF ARCHENG STUDIO PVT LTD. UNAUTHORIZED USE OR REPRODUCTION OF PART OF THE DESIGN,DRAWINGS OR CONCEPT TO USE IN OTHER PROJECTS OR SITES OTHER THAN SPECIFIED ON THIS DRAWING IS PROHIBITED			



ROOF LAYOUT PLAN
SCALE 1:100

CONTRACTORS MUST
CHECK ALL
DIMENSIONS ON SITE
BEFORE STARTING
ANY WORK OR SHOP
DRAWINGS. FIGURED
DIMENSIONS TO TAKE
PRECEDENCE OVER
SCALE READINGS



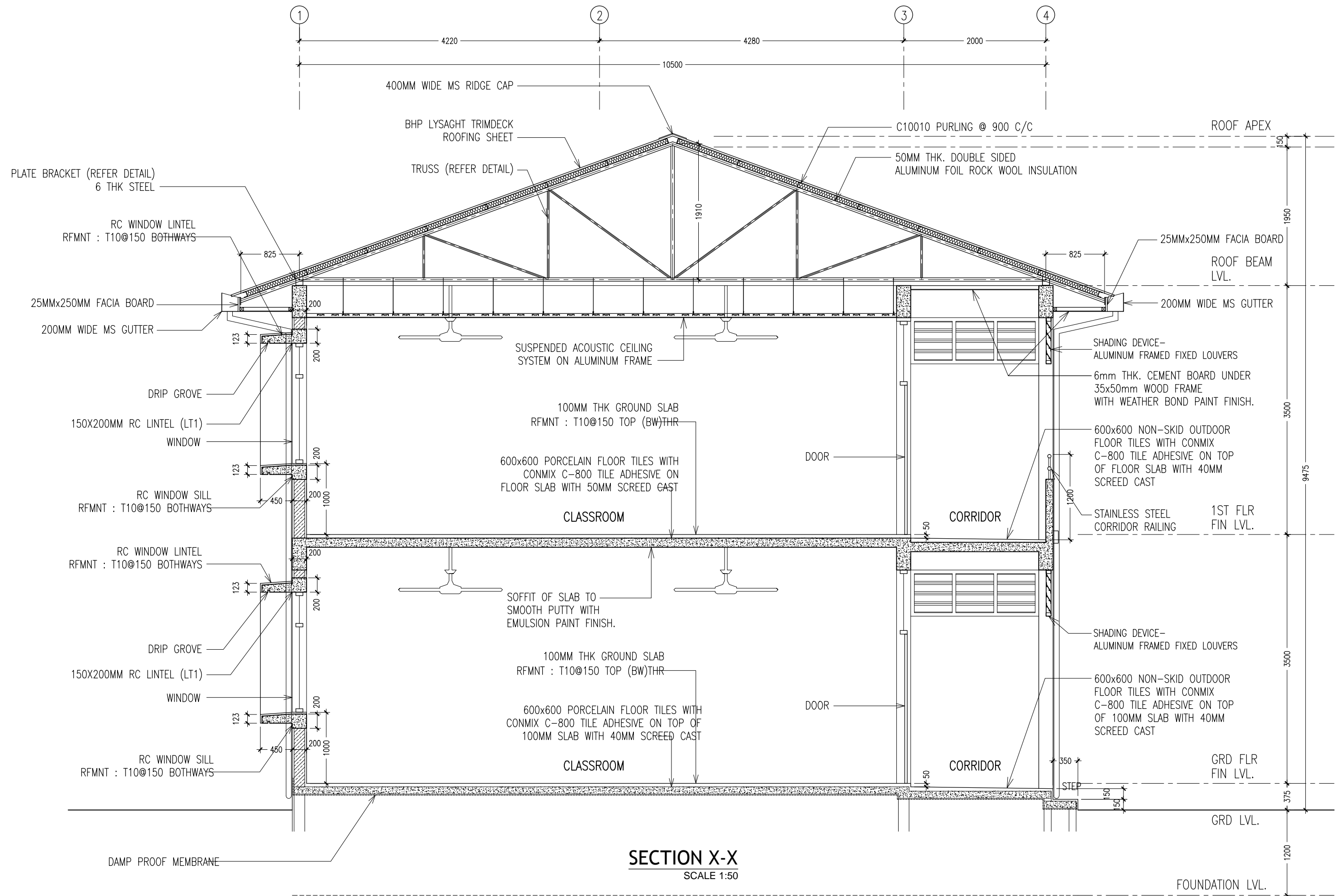
REVISION:	

ARCHITECT:	MOHAMED HAMEEN
ENGINEER:	
SERVICES ENG:	
ESTIMATOR:	
DRAWN BY:	ASFAN AHMED

PROJECT:	PROPOSED 08 CLASS ROOM BLOCK (02 STOREY)		
LOCATION:	SH.FOAKIADHOO		
DRAWING TITLE:	AS GIVEN		
CLIENT:	MINISTRY OF EDUCATION		
SCALE:	AS GIVEN	DIMENSION:	MM
		DATE:	FEBRUARY 2016

A-03
DWG NO
PROJECT NO.: 15-041

CONCEPT AND DESIGN IN THIS DRAWING ARE THE PROPERTIES OF ARCHENG STUDIO PVT LTD. UNAUTHORIZED USE OR REPRODUCTION OF PART OF THE DESIGN, DRAWINGS OR CONCEPT TO USE IN OTHER PROJECTS OR SITES OTHER THAN SPECIFIED ON THIS DRAWING IS PROHIBITED



SECTION X-X
SCALE 1:50

CONTRACTORS MUST
CHECK ALL
DIMENSIONS ON SITE
BEFORE STARTING
ANY WORK OR SHOP
DRAWINGS. FIGURED
DIMENSIONS TO TAKE
PRECEDENCE OVER
SCALE READINGS

ArchEng
studios
Ma Fiyajahaage, 1st floor, Male', Republic of Maldives
admin@archeng.biz

REVISION:

ARCHITECT: MOHAMED HAMEEN
ENGINEER:
SERVICES ENG:
ESTIMATOR:
DRAWN BY: ASFAN AHMED

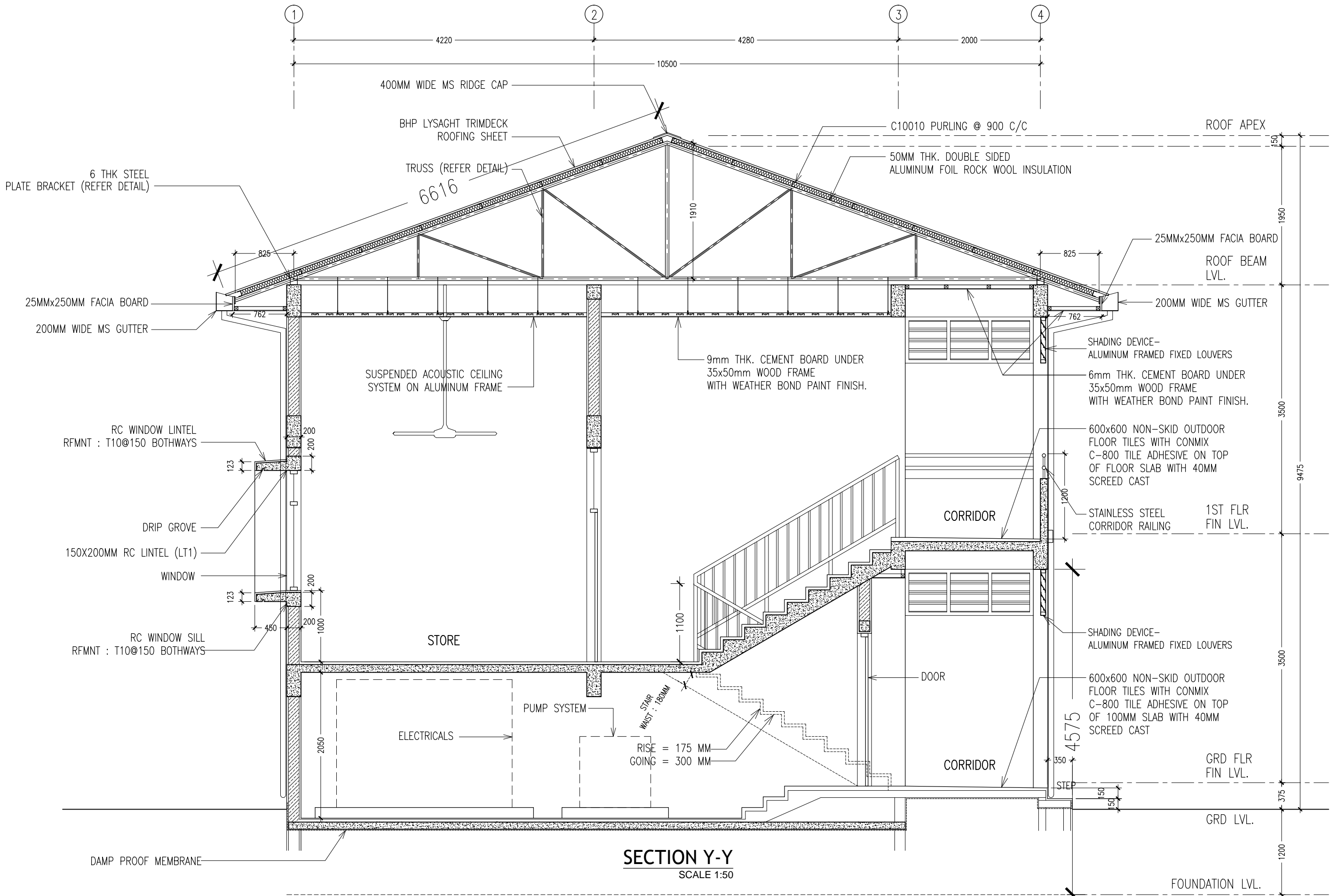
PROJECT: PROPOSED 08 CLASS ROOM BLOCK (02 STOREY)
LOCATION: SH.FOAKIADHOO
DRAWING TITLE: AS GIVEN
CLIENT: MINISTRY OF EDUCATION
SCALE: AS GIVEN DIMENSION: MM DATE: FEBRUARY 2016

A-04

DWG NO

PROJECT NO.: 15-041

CONCEPT AND DESIGN IN THIS DRAWING ARE THE PROPERTIES OF ARCHENG STUDIO PVT LTD. UNAUTHORIZED USE OR REPRODUCTION OF PART OF THE DESIGN, DRAWINGS OR CONCEPT TO USE IN OTHER PROJECTS OR SITES OTHER THAN SPECIFIED ON THIS DRAWING IS PROHIBITED



CONTRACTORS MUST
CHECK ALL
DIMENSIONS ON SITE
BEFORE STARTING
ANY WORK OR SHOP
DRAWINGS. FIGURED
DIMENSIONS TO TAKE
PRECEDENCE OVER
SCALE READINGS

ArchEng
studio
Ma Fiyajahaage, 1st floor, Male', Republic of Maldives
admin@archeng.biz

REVISION:

ARCHITECT: MOHAMED HAMEEN
ENGINEER:
SERVICES ENG:
ESTIMATOR:
DRAWN BY: ASFAN AHMED

PROJECT: PROPOSED 08 CLASS ROOM BLOCK (02 STOREY)

LOCATION: SH.FOAKIADHOO

DRAWING TITLE: AS GIVEN

CLIENT: MINISTRY OF EDUCATION

SCALE: AS GIVEN DIMENSION: MM DATE: FEBRUARY 2016

PROJECT NO.: 15-041

DWG NO

PROJECT NO.: 15-041

PROJECT NO.: 15-041

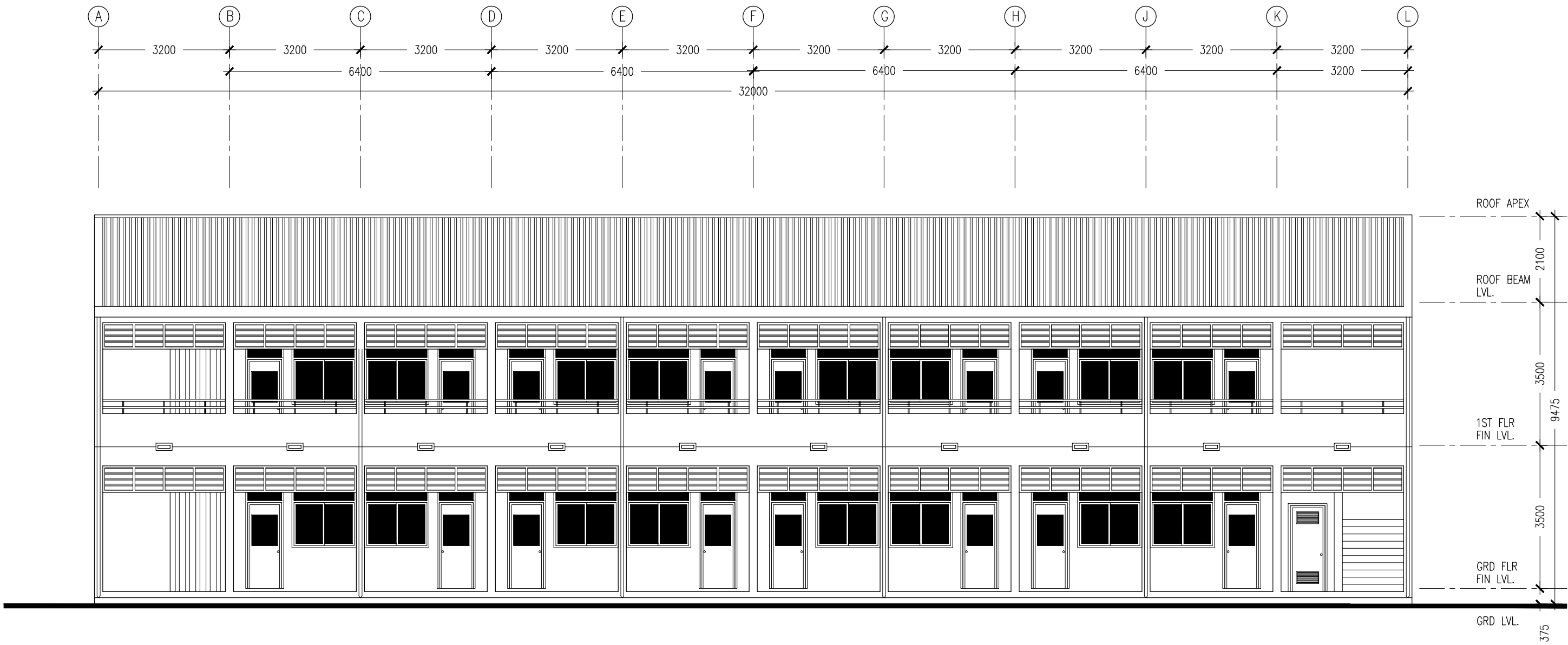
PROJECT NO.: 15-041

A-05

DWG NO

PROJECT NO.: 15-041

CONCEPT AND DESIGN IN THIS DRAWING ARE THE PROPERTIES OF ARCHENG STUDIO PVT LTD. UNAUTHORIZED USE OR REPRODUCTION OF PART OF THE DESIGN, DRAWINGS OR CONCEPT TO USE IN OTHER PROJECTS OR SITES OTHER THAN SPECIFIED ON THIS DRAWING IS PROHIBITED



ELEVATION - A
SCALE 1:100

CONTRACTORS MUST
CHECK ALL
DIMENSIONS ON SITE
BEFORE STARTING
ANY WORK OR SHOP
DRAWINGS. FIGURED
DIMENSIONS TO TAKE
PRECEDENCE OVER
SCALE READINGS



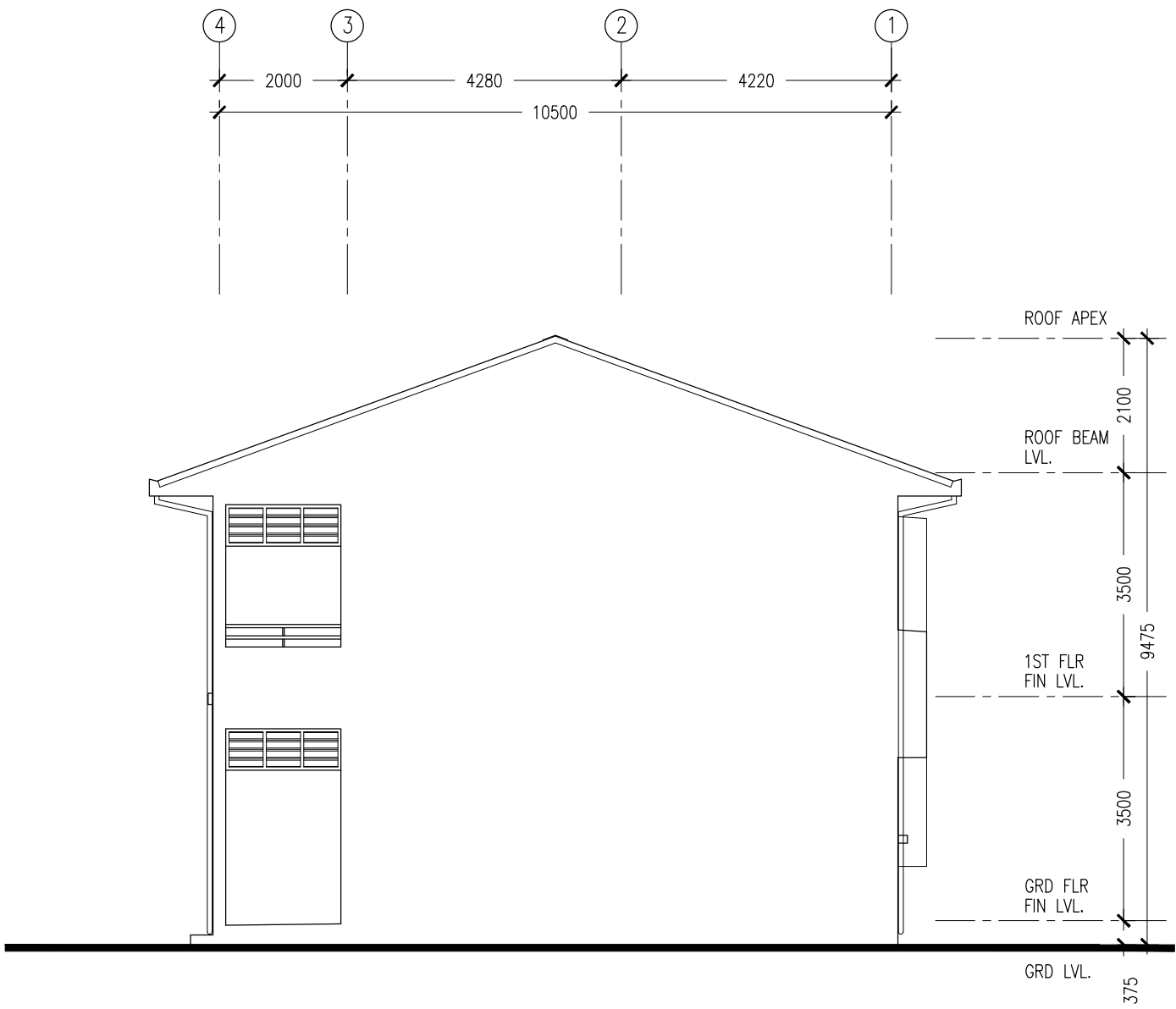
REVISION:	

ARCHITECT:	MOHAMED HAMEEN
ENGINEER:	
SERVICES ENG:	
ESTIMATOR:	
DRAWN BY:	ASFAN AHMED

PROJECT:	PROPOSED 08 CLASS ROOM BLOCK (02 STOREY)		
LOCATION:	SH.FOAKIADHOO		
DRAWING TITLE:	AS GIVEN		
CLIENT:	MINISTRY OF EDUCATION		
SCALE:	AS GIVEN	DIMENSION:	MM
		DATE:	FEBRUARY 2016

A-06	DWG NO
	PROJECT NO.: 15-041

CONCEPT AND DESIGN IN THIS DRAWING ARE THE PROPERTIES OF ARCHENG STUDIO PVT LTD. UNAUTHORIZED USE OR REPRODUCTION OF PART OF THE DESIGN DRAWINGS OR CONCEPT TO USE IN OTHER PROJECTS OR SITES OTHER THAN SPECIFIED ON THIS DRAWING IS PROHIBITED



ELEVATION - B
SCALE 1:100

CONTRACTORS MUST
CHECK ALL
DIMENSIONS ON SITE
BEFORE STARTING
ANY WORK OR SHOP
DRAWINGS.FIGURED
DIMENSIONS TO TAKE
PRECEDENCE OVER
SCALE READINGS



REVISION:

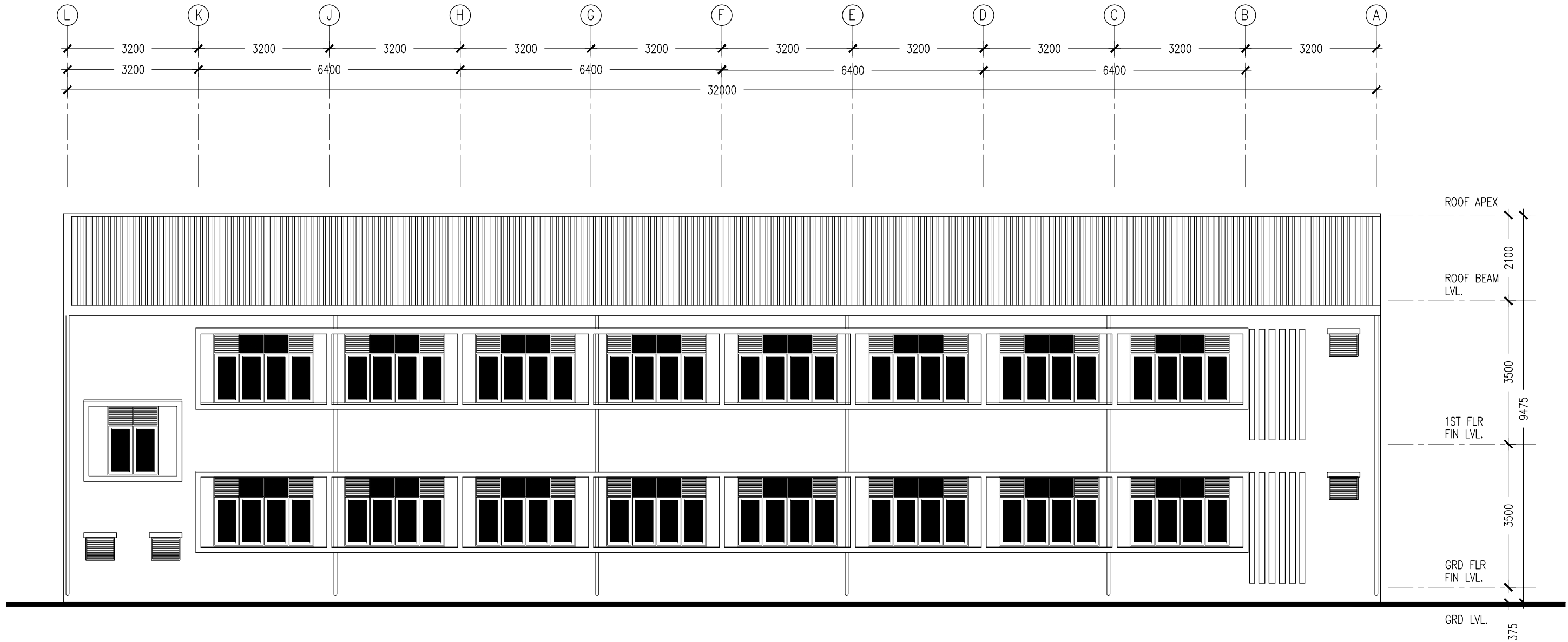
ARCHITECT: MOHAMED HAMEEN
ENGINEER:
SERVICES ENG:
ESTIMATOR:
DRAWN BY: ASFAN AHMED

PROJECT: PROPOSED 08 CLASS ROOM BLOCK (02 STOREY)
LOCATION: SH.FOAKIADHOO
DRAWING TITLE: AS GIVEN
CLIENT: MINISTRY OF EDUCATION
SCALE: AS GIVEN DIMENSION: MM DATE: FEBRUARY 2016

A-07

DWG NO
PROJECT NO.: 15-041

CONCEPT AND DESIGN IN THIS DRAWING ARE THE PROPERTIES OF ARCHENG STUDIO PVT LTD. UNAUTHORIZED USE OR REPRODUCTION OF PART OF THE DESIGN,DRAWINGS OR CONCEPT TO USE IN OTHER PROJECTS OR SITES OTHER THAN SPECIFIED ON THIS DRAWING IS PROHIBITED



ELEVATION - C
SCALE 1:100

CONTRACTORS MUST
CHECK ALL
DIMENSIONS ON SITE
BEFORE STARTING
ANY WORK OR SHOP
DRAWINGS, FIGURED
DIMENSIONS TO TAKE
PRECEDENCE OVER
SCALE READINGS



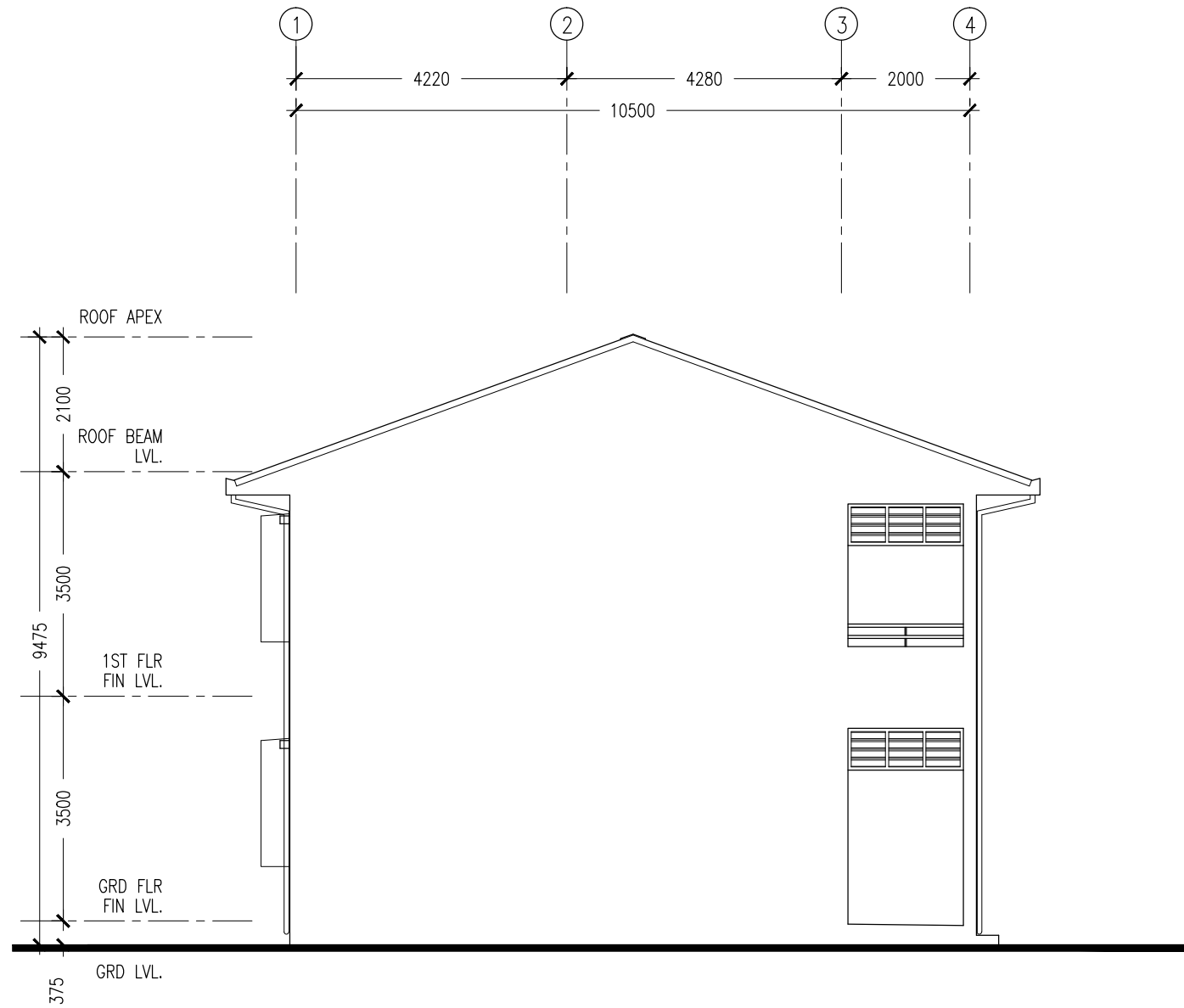
REVISION:

ARCHITECT: MOHAMED HAMEEN
ENGINEER:
SERVICES ENG:
ESTIMATOR:
DRAWN BY: ASFAN AHMED

PROJECT: PROPOSED 08 CLASS ROOM BLOCK (02 STOREY)
LOCATION: SH.FOAKIADHOO
DRAWING TITLE: AS GIVEN
CLIENT: MINISTRY OF EDUCATION
SCALE: AS GIVEN
DIMENSION: MM
DATE: FEBRUARY 2016

A-08
DWG NO
PROJECT NO.: 15-041

CONCEPT AND DESIGN IN THIS DRAWING ARE THE PROPERTIES OF ARCHENG STUDIO PVT LTD. UNAUTHORIZED USE OR REPRODUCTION OF PART OF THE DESIGN, DRAWINGS OR CONCEPT TO USE IN OTHER PROJECTS OR SITES OTHER THAN SPECIFIED ON THIS DRAWING IS PROHIBITED



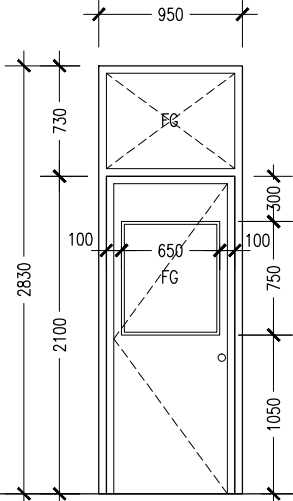
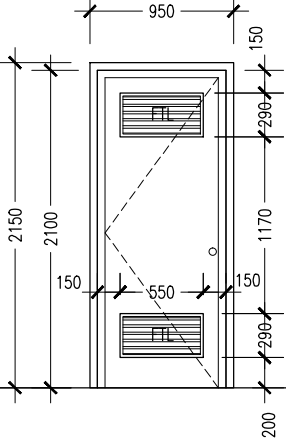
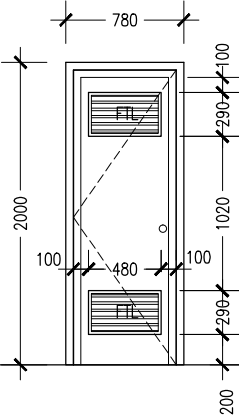
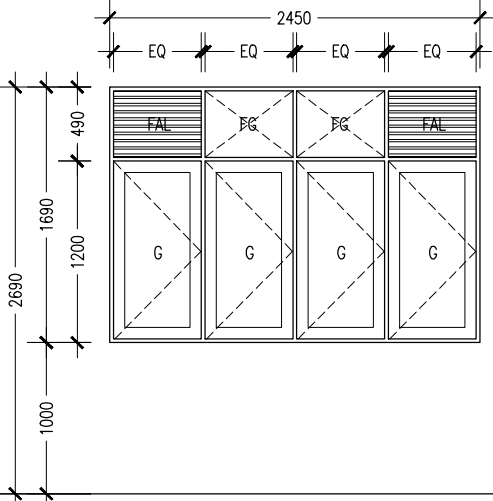
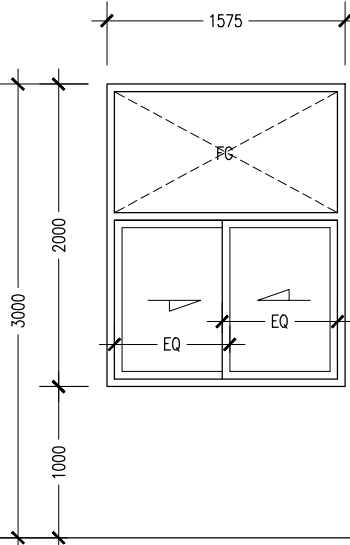
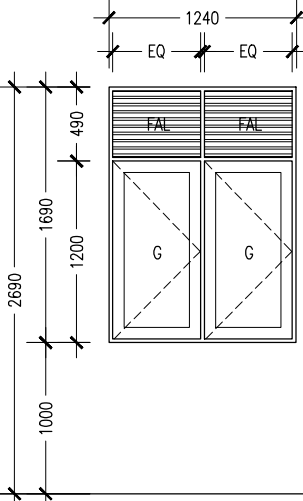
ELEVATION - B
SCALE 1:100

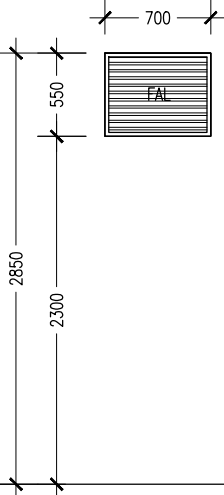
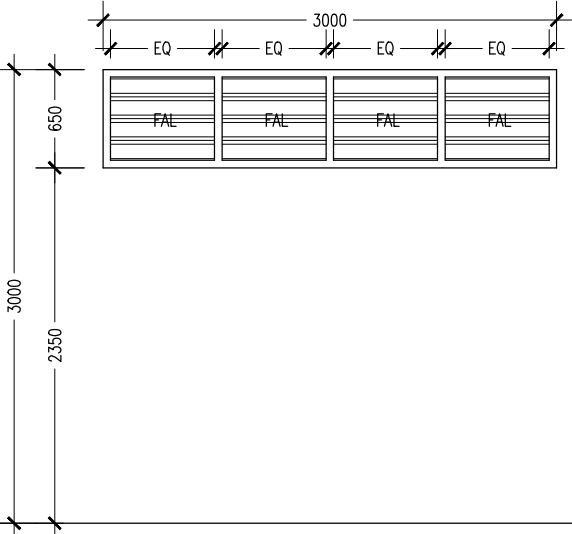
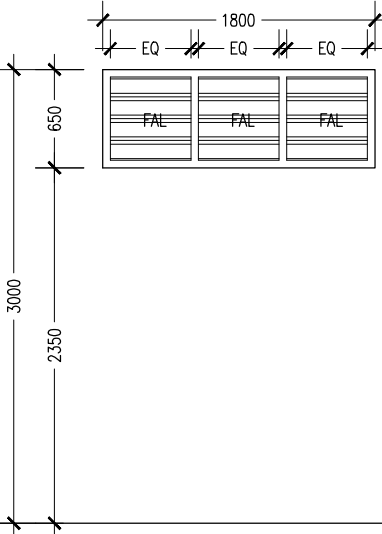
CONTRACTORS MUST
CHECK ALL
DIMENSIONS ON SITE
BEFORE STARTING
ANY WORK OR SHOP
DRAWINGS. FIGURED
DIMENSIONS TO TAKE
PRECEDENCE OVER
SCALE READINGS



REVISION:	ARCHITECT: MOHAMED HAMEEN	PROJECT: PROPOSED 08 CLASS ROOM BLOCK (02 STOREY)	A-09
	ENGINEER:	LOCATION: SH.FOAKIADHOO	
	SERVICES ENG:	DRAWING TITLE: AS GIVEN	
	ESTIMATOR:	CLIENT: MINISTRY OF EDUCATION	
	DRAWN BY: ASFAN AHMED	SCALE: AS GIVEN	DWG NO
		DIMENSION: MM	PROJECT NO.: 15-041
		DATE: FEBRUARY 2016	

CONCEPT AND DESIGN IN THIS DRAWING ARE THE PROPERTIES OF ARCHENG STUDIO PVT LTD. UNAUTHORIZED USE OR REPRODUCTION OF PART OF THE DESIGN, DRAWINGS OR CONCEPT TO USE IN OTHER PROJECTS OR SITES OTHER THAN SPECIFIED ON THIS DRAWING IS PROHIBITED

ELEVATIONS :						
FINISH FLOOR LEVEL						
DR / WD NO.	D1	D2	D3	W1	W2	W3
DESCRIPTION :	40MM THICK OPENABLE SOLID TIMBER DOOR PANEL	40MM THICK OPENABLE SOLID TIMBER DOOR PANEL	40MM THICK OPENABLE SOLID TIMBER DOOR PANEL	ALUMINUM FRAMED WINDOW PANEL	ALUMINUM FRAMED SLIDING WINDOW PANEL	ALUMINUM FRAMED WINDOW PANEL
FRAME :	120MM TIMBER FRAME	120MM TIMBER FRAME	120MM TIMBER FRAME	80 MICRON WHITE POWDER COATED ALUMINIUM FRAME	80 MICRON WHITE POWDER COATED ALUMINIUM FRAME	80 MICRON WHITE POWDER COATED ALUMINIUM FRAME
HARDWARE :	DOOR CLOSER CYLINDRICAL LOCK BUTT HINGE STOPPER HOLDER	DOOR CLOSER CYLINDRICAL LOCK BUTT HINGE STOPPER HOLDER	DOOR CLOSER CYLINDRICAL LOCK BUTT HINGE STOPPER HOLDER			
GLAZING :	C-4MM ALL FIXED PANELS TO BE DOUBLE GLAZED			C-5MM THICK BLUE TINTED GLASS	C-5MM THICK BLUE TINTED GLASS ALL FIXED PANELS TO BE DOUBLE GLAZED	C-5MM THICK BLUE TINTED GLASS

ELEVATIONS :			
FINISH FLOOR LEVEL			
DR / WD NO.	W4	SHADING DEVICE (FRONT) TYPE-1	SHADING DEVICE (SIDE) TYPE-2
DESCRIPTION :	ALUMINUM FRAMED FIXED LOUVRE WINDOW PANEL	ALUMINUM FRAMED FIXED LOUVRE WINDOW PANEL	ALUMINUM FRAMED FIXED LOUVRE WINDOW PANEL
FRAME :	80 MICRON WHITE POWDER COATED ALUMINIUM FRAME	80 MICRON WHITE POWDER COATED ALUMINIUM FRAME	80 MICRON WHITE POWDER COATED ALUMINIUM FRAME
HARDWARE :		(REFER ELEVATIONS FOR LOCATION)	(REFER ELEVATIONS FOR LOCATION)
GLAZING :			

GENERAL NOTES:

SHOP DRAWINGS FOR ALL DOORS AND WINDOWS SHALL BE PROVIDED SHOWING LOCATION AND TYPE OF IRONMONGERIES

ALL DIMENSIONS TO BE CHECKED ON SITE PRIOR TO FABRICATION

ALL TIMBER FOR WOODEN DOORS SHALL BE TREATED FOR THE USE IN INDOORS.

FG : FIXED GLASS
FTL : FIXED TIMBER LOUVERS
FAL : FIXED ALUMINUM LOUVERS

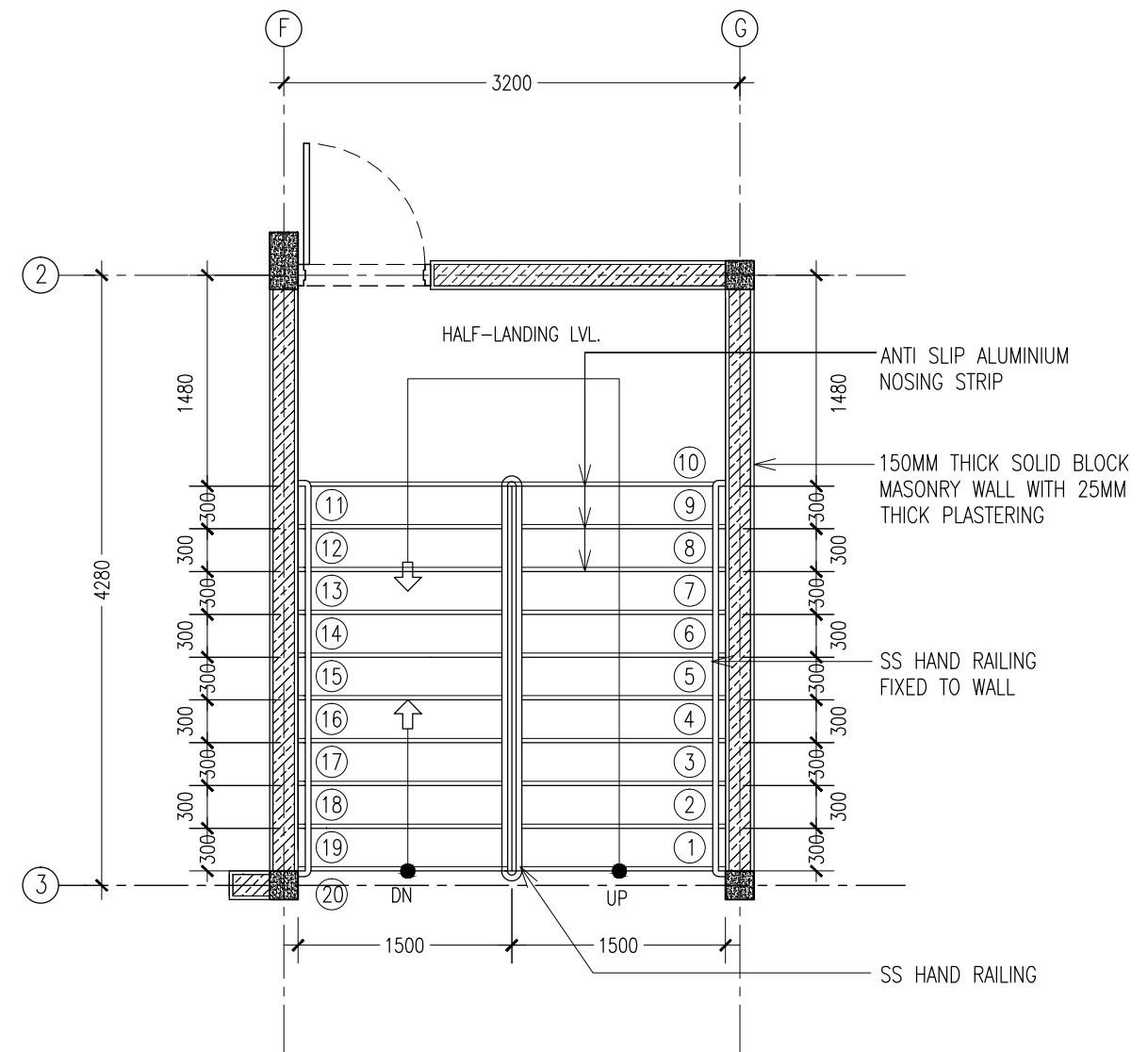
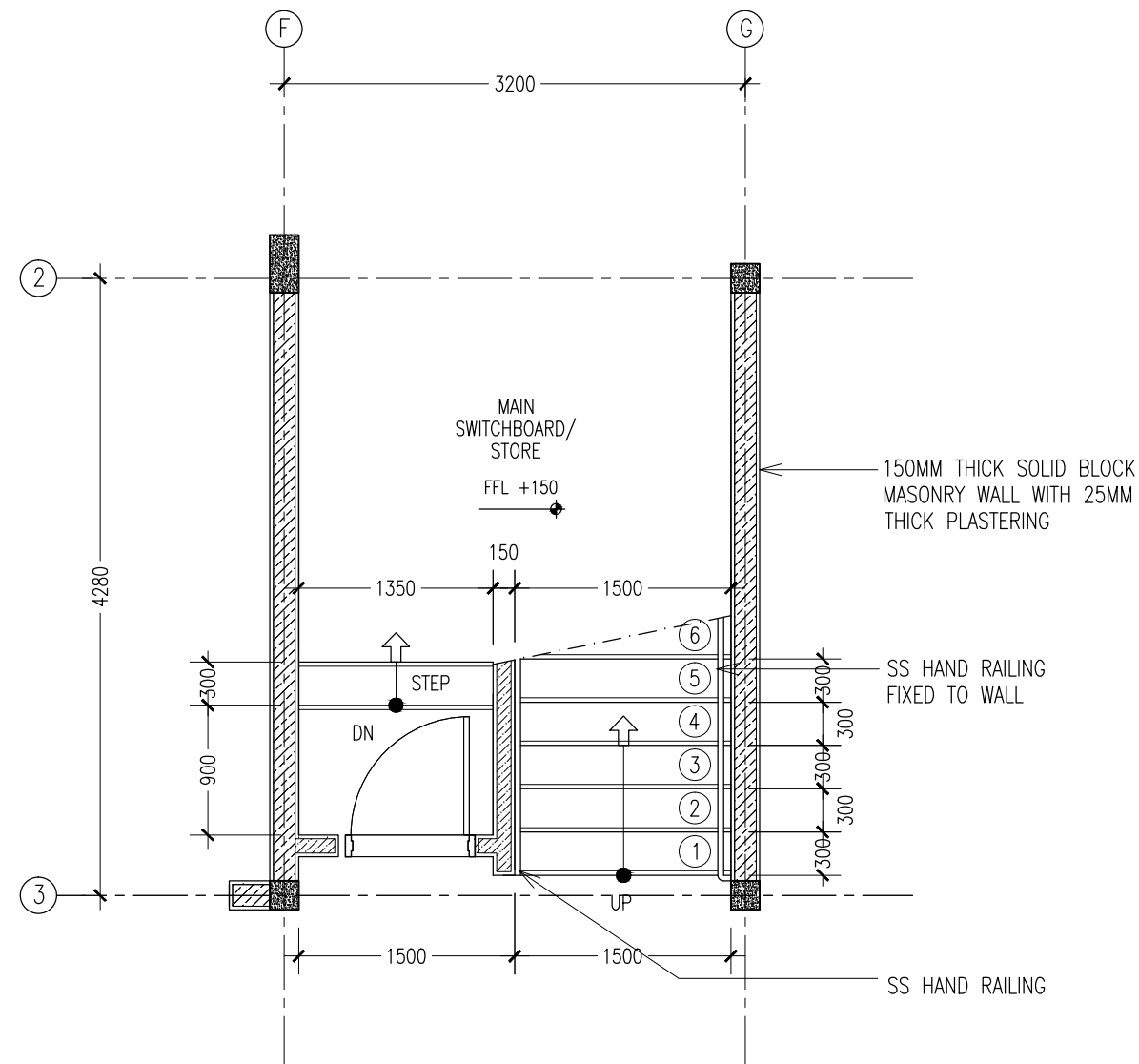
DOOR / WINDOW SCHEDULE

SCALE 1:50

CONTRACTORS MUST
CHECK ALL
DIMENSIONS ON SITE
BEFORE STARTING
ANY WORK OR SHOP
DRAWINGS. FIGURED
DIMENSIONS TO TAKE
PRECEDENCE OVER
SCALE READINGS



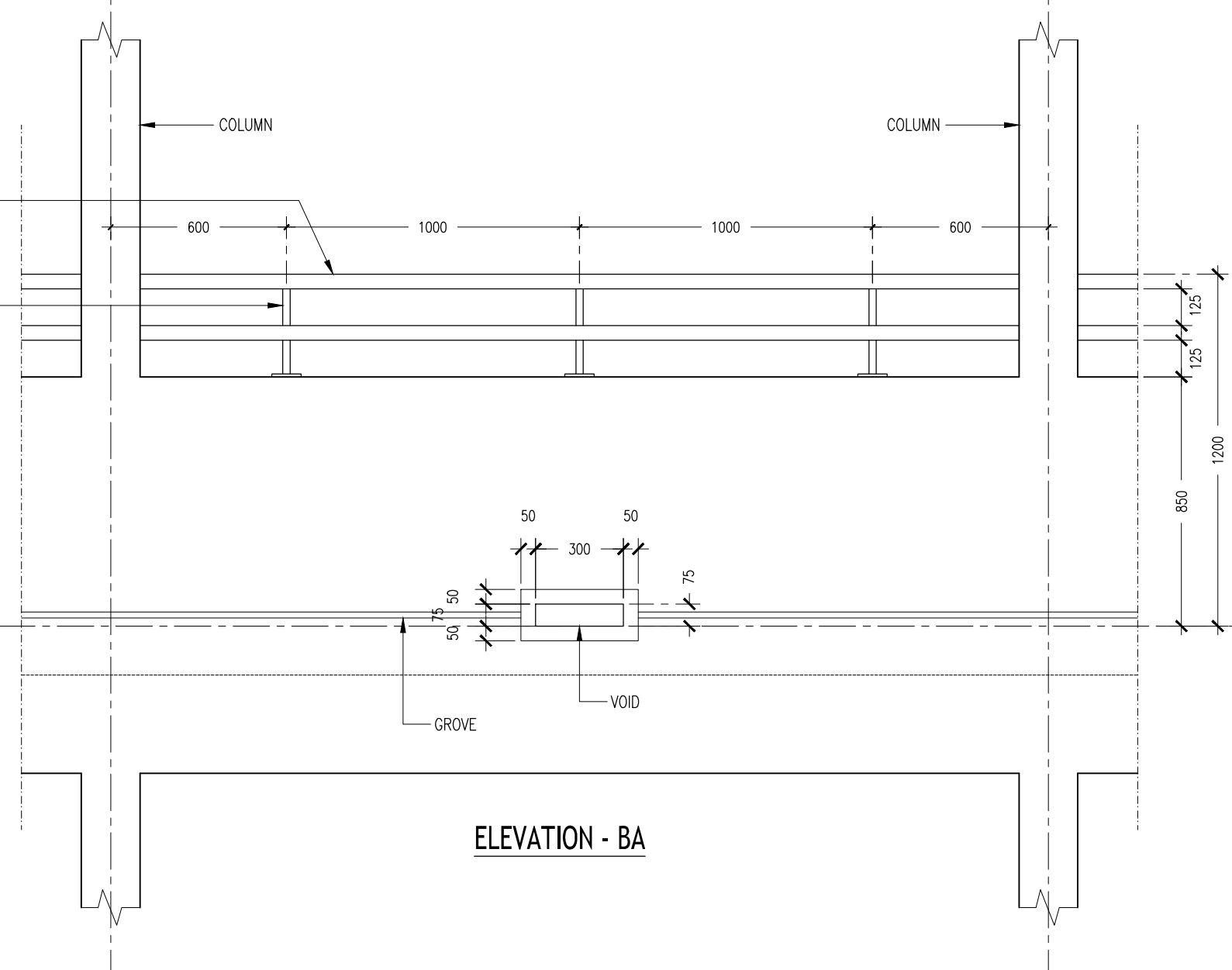
REVISION:	ARCHITECT: MOHAMED HAMEEN	PROJECT: PROPOSED 08 CLASS ROOM BLOCK (02 STOREY)	A-10		
	ENGINEER:	LOCATION: SH.FOAKIADHOO			
	SERVICES ENG:	DRAWING TITLE: AS GIVEN			
	ESTIMATOR:	CLIENT: MINISTRY OF EDUCATION			
	DRAWN BY: ASFAN AHMED	SCALE: AS GIVEN	DIMENSION: MM	DATE: FEBRUARY 2016	DWG NO
CONCEPT AND DESIGN IN THIS DRAWING ARE THE PROPERTIES OF ARCHENG STUDIO PVT LTD. UNAUTHORIZED USE OR REPRODUCTION OF PART OF THE DESIGN,DRAWINGS OR CONCEPT TO USE IN OTHER PROJECTS OR SITES OTHER THAN SPECIFIED ON THIS DRAWING IS PROHIBITED					PROJECT NO.: 15-041



CONTRACTORS MUST
CHECK ALL
DIMENSIONS ON SITE
BEFORE STARTING
ANY WORK OR SHOP
DRAWINGS, FIGURED
DIMENSIONS TO TAKE
PRECEDENCE OVER
SCALE READINGS



REVISION:	ARCHITECT: MOHAMED HAMEEN	PROJECT: PROPOSED 08 CLASS ROOM BLOCK (02 STOREY)	<div style="text-align: center; font-size: 48px; font-weight: bold;">A-11</div>
	ENGINEER:	LOCATION: SH.FOAKIADHOO	
	SERVICES ENG:	DRAWING TITLE: AS GIVEN	
	ESTIMATOR:	CLIENT: MINISTRY OF EDUCATION	
	DRAWN BY: ASFAN AHMED	CLIENT: MINISTRY OF EDUCATION SCALE: AS GIVEN DIMENSION: MM DATE: FEBRUARY 2016	
DWG NO			
PROJECT NO.: 15-041			
CONCEPT AND DESIGN IN THIS DRAWING ARE THE PROPERTIES OF ARCHENG STUDIO PVT LTD. UNAUTHORIZED USE OR REPRODUCTION OF PART OF THE DESIGN DRAWINGS OR CONCEPT TO USE IN OTHER PROJECTS OR SITES OTHER THAN SPECIFIED ON THIS DRAWING IS PROHIBITED			

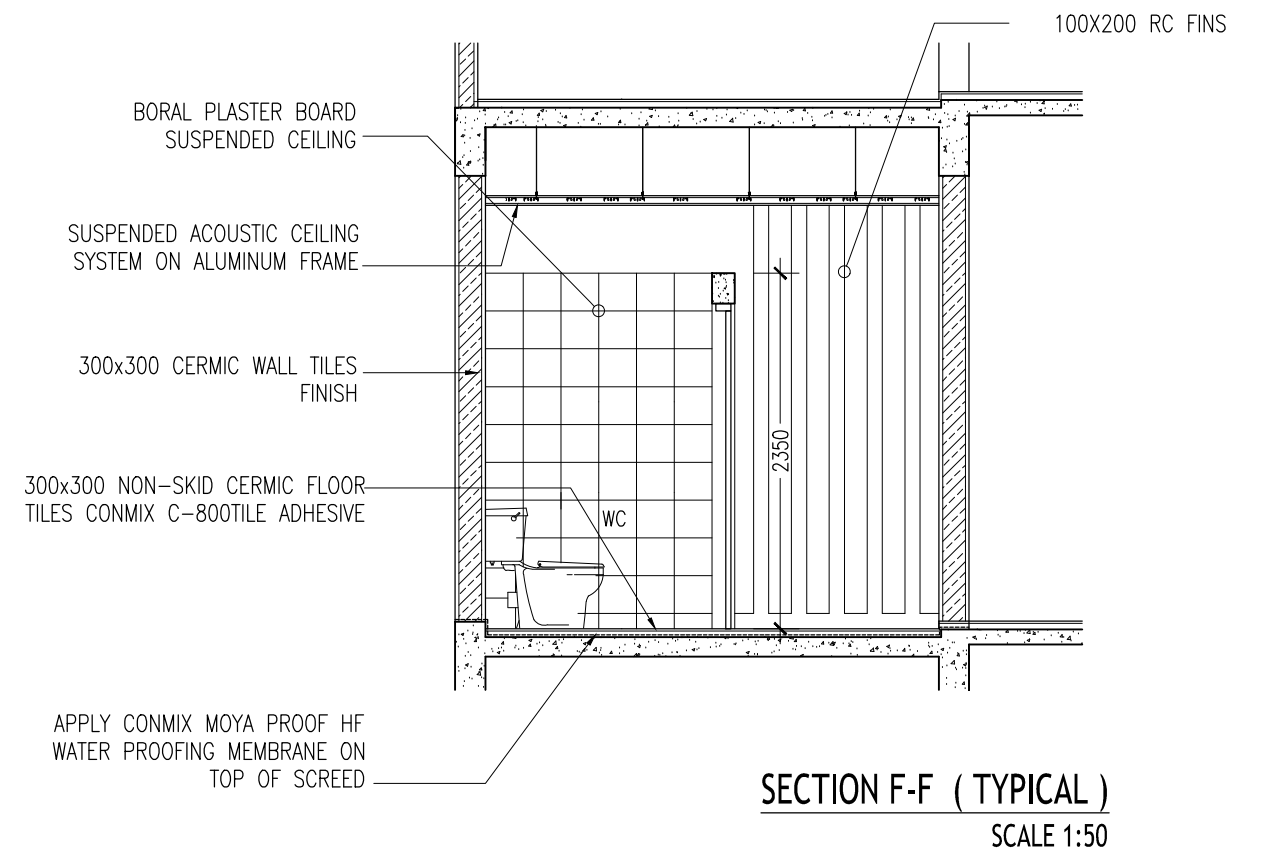
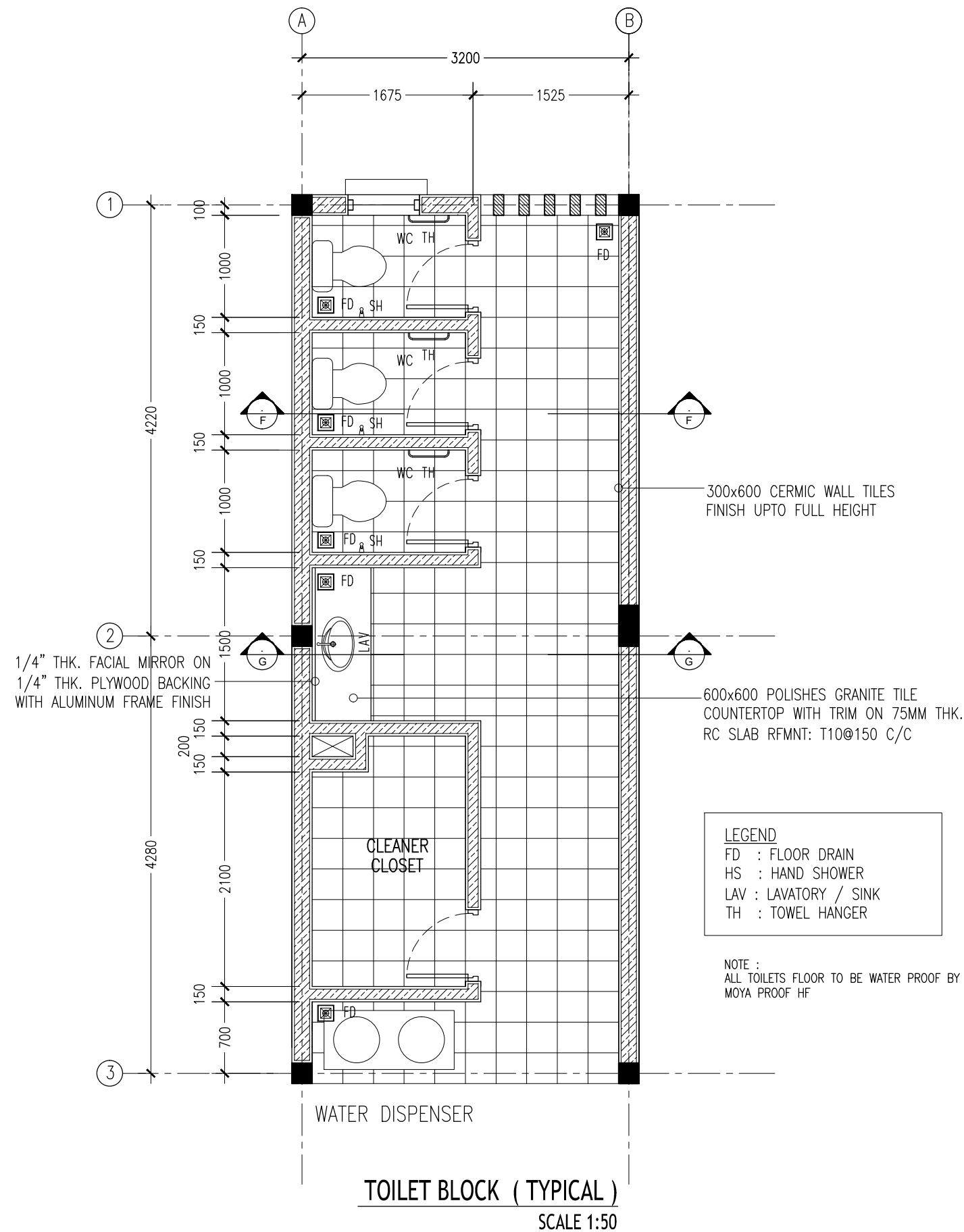


SCALE 1:20

ArchEng
studio
Ma Fiyaaahage, 1st floor, Male', Republic of Maldives
admin@archeng.biz

PROJECT NO.: 15-041

CONCEPT AND DESIGN IN THIS DRAWING ARE THE PROPERTIES OF ARCHENG STUDIO PVT LTD. UNAUTHORIZED USE OR REPRODUCTION OF PART OF THE DESIGN DRAWINGS OR CONCEPT TO USE IN OTHER PROJECTS OR SITES OTHER THAN SPECIFIED ON THIS DRAWING IS PROHIBITED



CONTRACTORS MUST
CHECK ALL
DIMENSIONS ON SITE
BEFORE STARTING
ANY WORK OR SHOP
DRAWINGS. FIGURED
DIMENSIONS TO TAKE
PRECEDENCE OVER
SCALE READINGS

ArchEng
studio
Ma Fiyajahaage, 1st floor, Male', Republic of Maldives
admin@archeng.biz

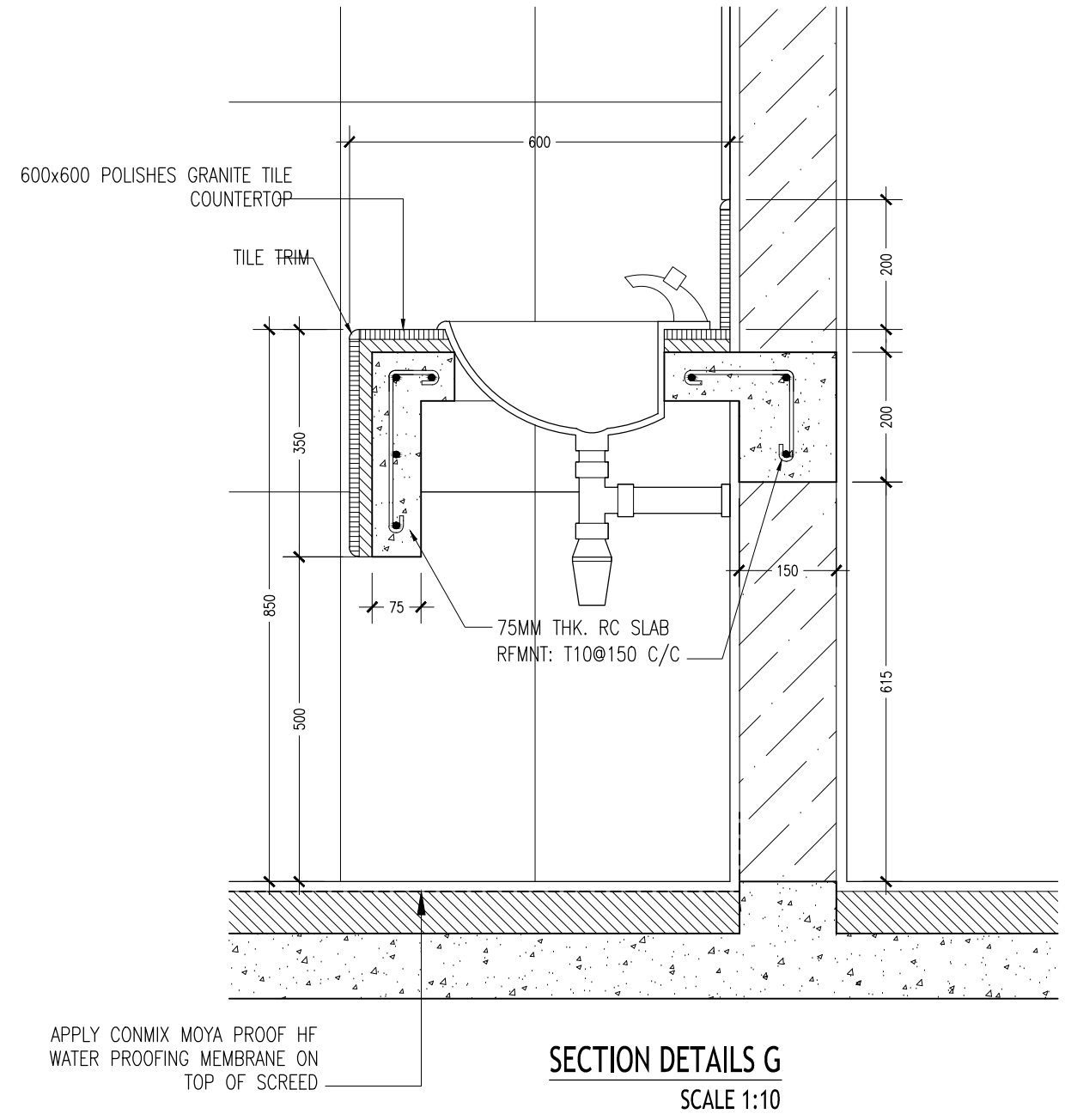
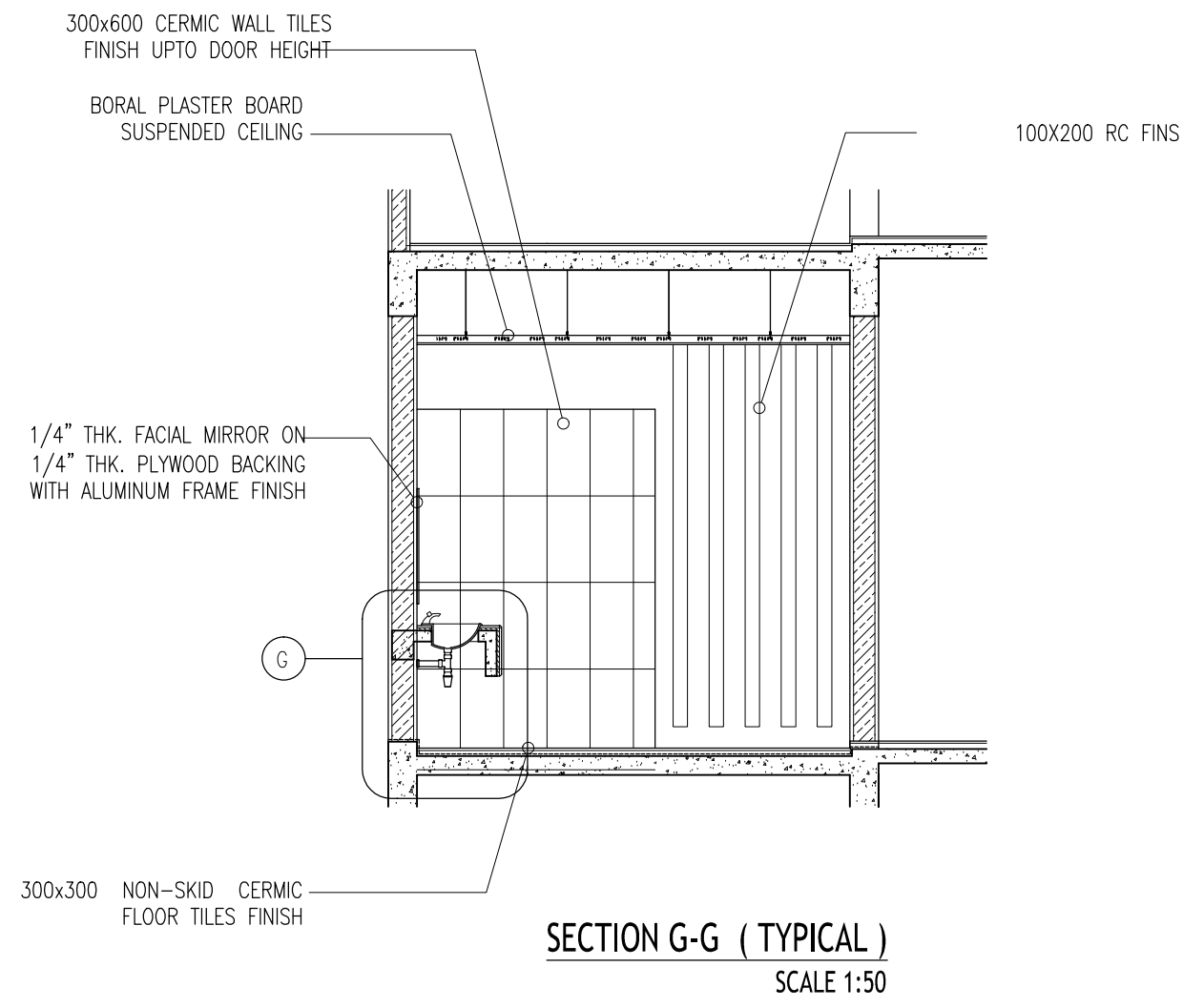
REVISION:

ARCHITECT: MOHAMED HAMEEN
ENGINEER:
SERVICES ENG:
ESTIMATOR:
DRAWN BY: ASFAN AHMED

PROJECT:	PROPOSED 08 CLASS ROOM BLOCK (02 STOREY)		
LOCATION:	SH.FOAKIADHOO		
DRAWING TITLE:	AS GIVEN		
CLIENT:	MINISTRY OF EDUCATION		
SCALE:	AS GIVEN	DIMENSION: MM	DATE: FEBRUARY 2016
PROJECT NO.: 15-041			DWG NO

A-13

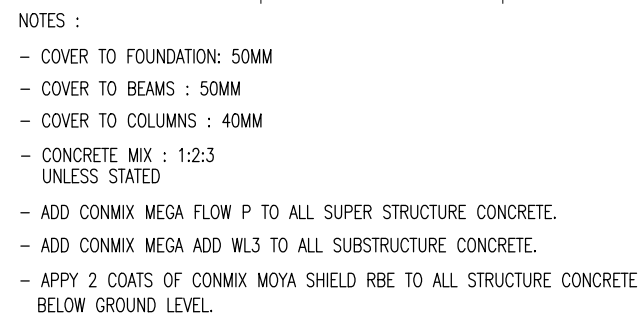
CONCEPT AND DESIGN IN THIS DRAWING ARE THE PROPERTIES OF ARCHENG STUDIO PVT LTD. UNAUTHORIZED USE OR REPRODUCTION OF PART OF THE DESIGN, DRAWINGS OR CONCEPT TO USE IN OTHER PROJECTS OR SITES OTHER THAN SPECIFIED ON THIS DRAWING IS PROHIBITED



CONTRACTORS MUST
CHECK ALL
DIMENSIONS ON SITE
BEFORE STARTING
ANY WORK OR SHOP
DRAWINGS FIGURED
DIMENSIONS TO TAKE
PRECEDENCE OVER
SCALE READINGS



REVISION:	ARCHITECT: MOHAMED HAMEEN	PROJECT: PROPOSED 08 CLASS ROOM BLOCK (02 STOREY)	A-14
	ENGINEER:	LOCATION: SH.FOAKIADHOO	
	SERVICES ENG:	DRAWING TITLE: AS GIVEN	
	ESTIMATOR:	CLIENT: MINISTRY OF EDUCATION	
	DRAWN BY: ASFAN AHMED	SCALE: AS GIVEN DIMENSION: MM DATE: FEBRUARY 2016	
CONCEPT AND DESIGN IN THIS DRAWING ARE THE PROPERTIES OF ARCHENO STUDIO PVT LTD. UNAUTHORIZED USE OR REPRODUCTION OF PART OF THE DESIGN DRAWINGS OR CONCEPT TO USE IN OTHER PROJECTS OR SITES OTHER THAN SPECIFIED ON THIS DRAWING IS PROHIBITED			DWG NO
			PROJECT NO.: 15-041



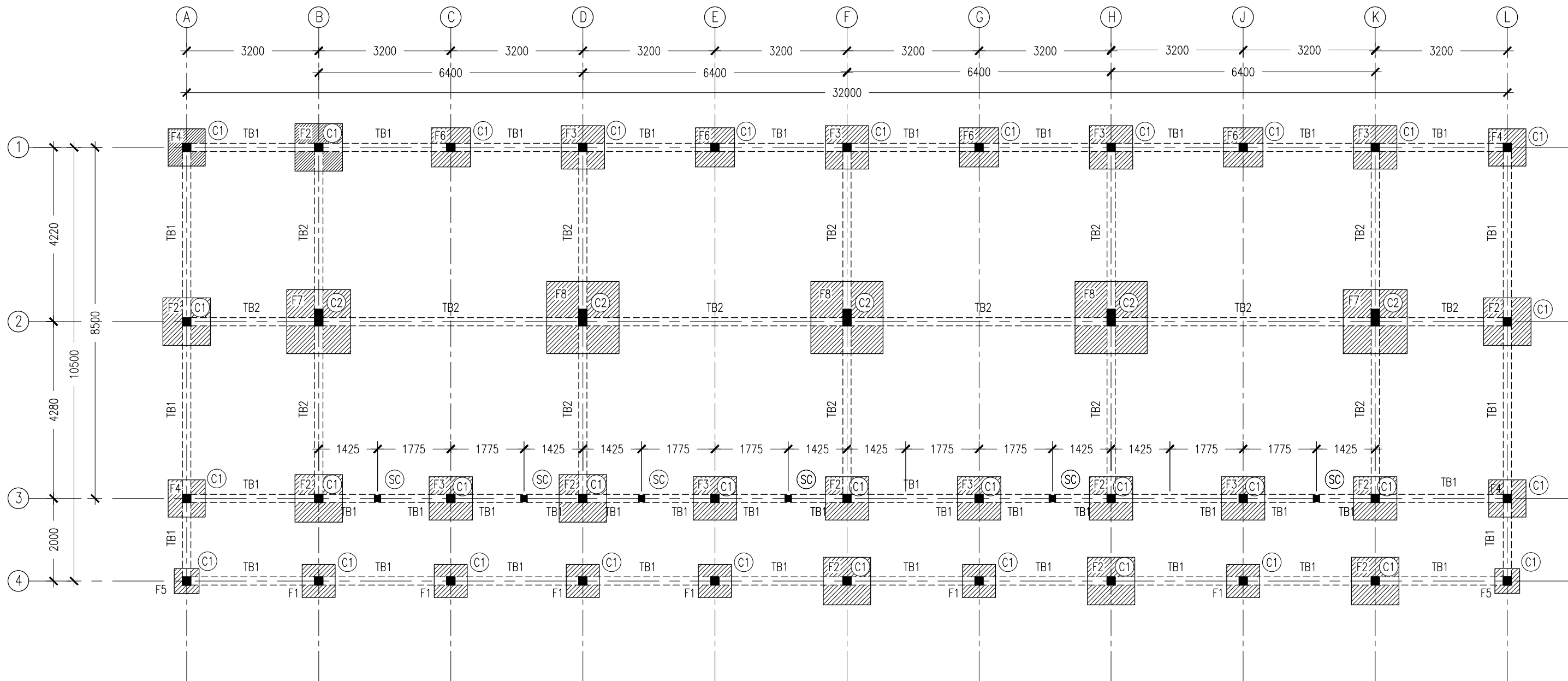
SCALE 1:100

ArchEng
s t u d i o

Ma Fiyajahaage, 1st floor, Male*, Republic of Maldives
admin@archeng.biz

PROJECT NO.: 15-041

CONCEPT AND DESIGN IN THIS DRAWING ARE THE PROPERTIES OF ARCHENG STUDIO PVT LTD. UNAUTHORIZED USE OR REPRODUCTION OF PART OF THE DESIGN, DRAWINGS OR CONCEPT TO USE IN OTHER PROJECTS OR SITES OTHER THAN SPECIFIED ON THIS DRAWING IS PROHIBITED



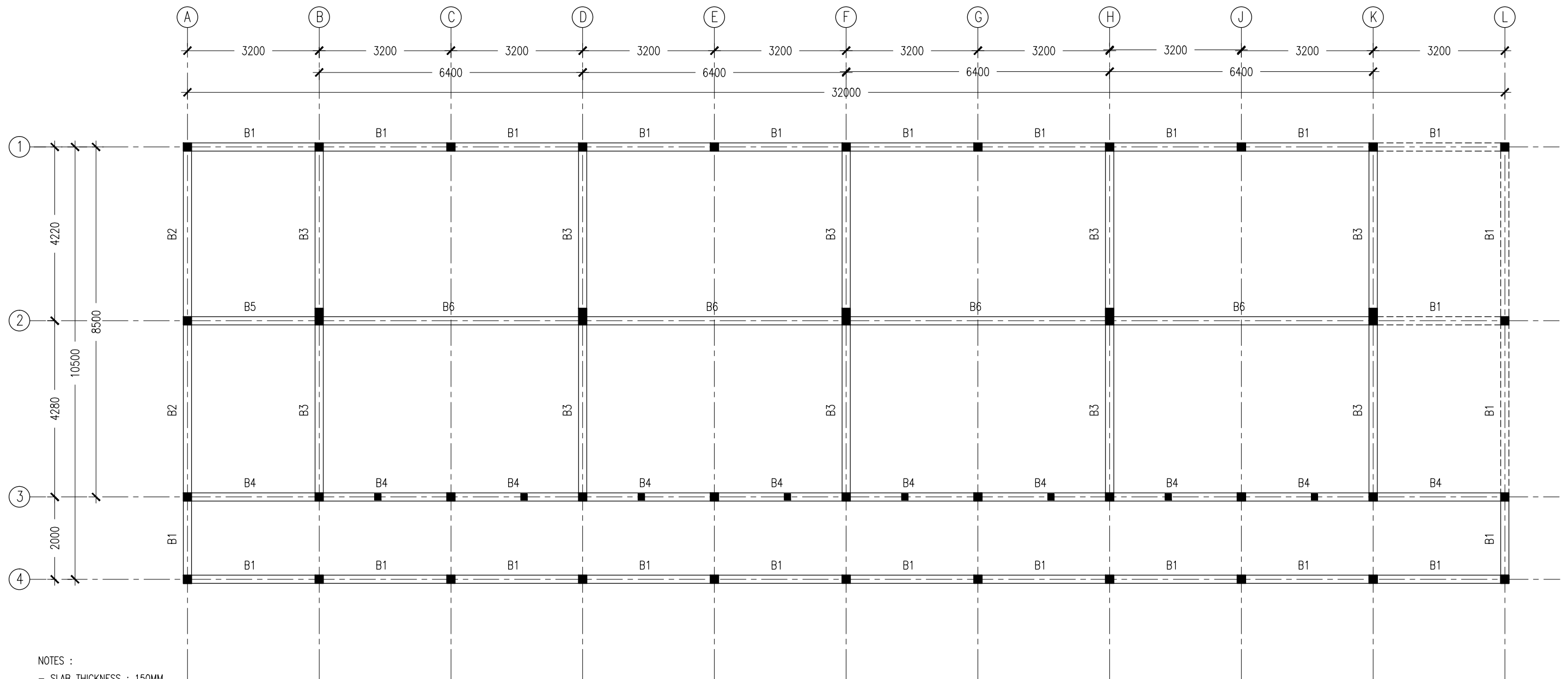
- NOTES :
- COVER TO FOUNDATION: 50MM
 - COVER TO BEAMS : 50MM
 - COVER TO COLUMNS : 40MM
 - CONCRETE MIX : 1:2:3
UNLESS STATED
 - ADD CONMIX MEGA FLOW P TO ALL SUPER STRUCTURE CONCRETE.
 - ADD CONMIX MEGA ADD WL3 TO ALL SUBSTRUCTURE CONCRETE.
 - APPY 2 COATS OF CONMIX MOYA SHIELD RBE TO ALL STRUCTURE CONCRETE
BELOW GROUND LEVEL.

FOUNDATION LAYOUT PLAN
SCALE 1:100

CONTRACTORS MUST
CHECK ALL
DIMENSIONS ON SITE
BEFORE STARTING
ANY WORK OR SHOP
DRAWINGS, FIGURED
DIMENSIONS TO TAKE
PRECEDENCE OVER
SCALE READINGS



REVISION:	ARCHITECT: MOHAMED HAMEEN	PROJECT: PROPOSED 08 CLASS ROOM BLOCK (02 STOREY)	S-02
	ENGINEER:	LOCATION: SH.FOAKIADHOO	
	SERVICES ENG:	DRAWING TITLE: AS GIVEN	
	ESTIMATOR:	CLIENT: MINISTRY OF EDUCATION	
	DRAWN BY: ASFAN AHMED	SCALE: AS GIVEN DIMENSION: MM DATE: FEBRUARY 2016	
CONCEPT AND DESIGN IN THIS DRAWING ARE THE PROPERTIES OF ARCHENG STUDIO PVT LTD. UNAUTHORIZED USE OR REPRODUCTION OF PART OF THE DESIGN, DRAWINGS OR CONCEPT TO USE IN OTHER PROJECTS OR SITES OTHER THAN SPECIFIED ON THIS DRAWING IS PROHIBITED			DWG NO PROJECT NO.: 15-041



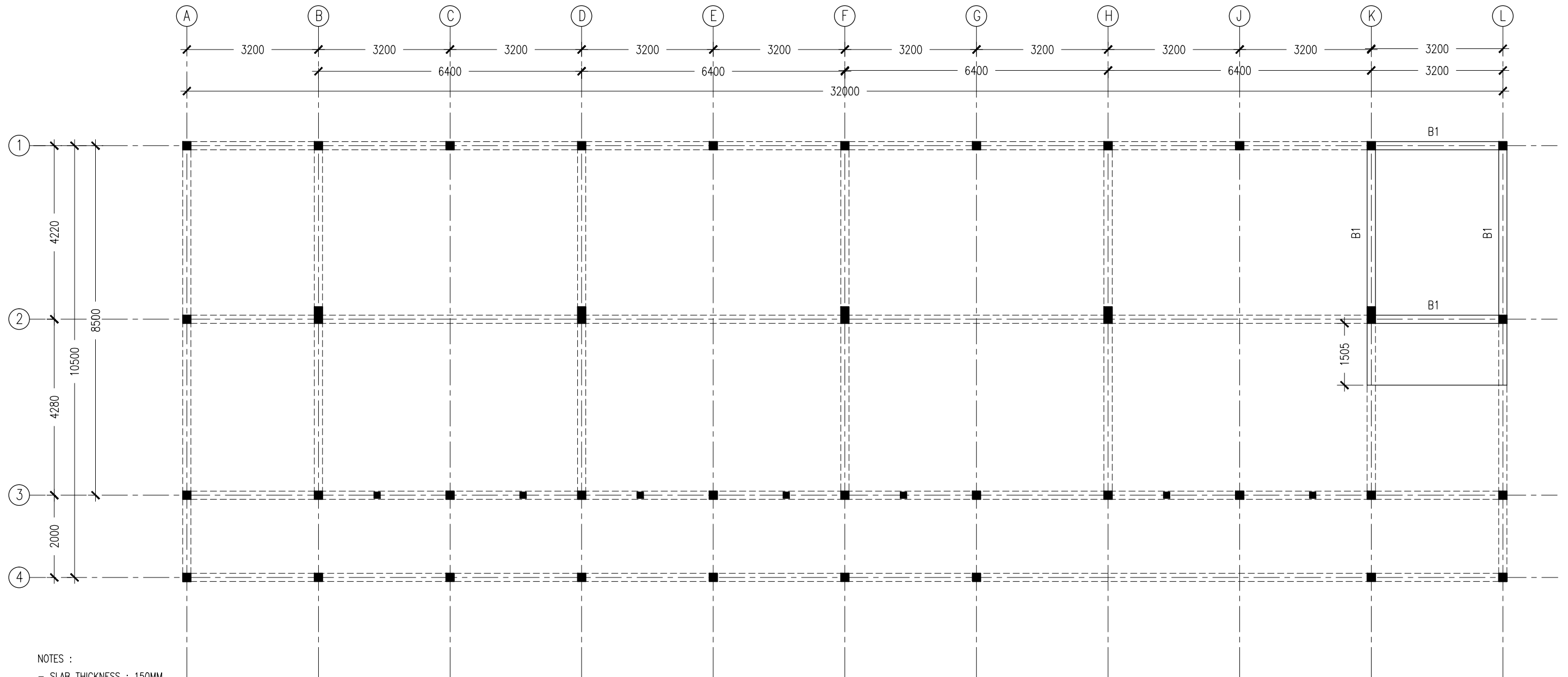
- NOTES :
- SLAB THICKNESS : 150MM
ACCPET WHERE STATED
 - SLAB BOTTOM COVER: 30MM
 - SLAB TOP COVER: 25MM
 - COVER TO BEAMS : 35MM
 - COVER TO COLUMNS : 40MM
 - CONCRETE MIX : 1:2:3
UNLESS STATED
 - ADD CONMIX MEGAFLOW MP TO ALL EXTERNAL PLASTER &
FOR WET AREA PLASTER
 - ADD CONMIX MEGA FLOW P TO ALL SUPER STRUCTURE CONCRETE.

1ST FLOOR SLAB BEAM LAYOUT PLAN
SCALE 1:100

CONTRACTORS MUST
CHECK ALL
DIMENSIONS ON SITE
BEFORE STARTING
ANY WORK OR SHOP
DRAWINGS, FIGURED
DIMENSIONS TO TAKE
PRECEDENCE OVER
SCALE READINGS



REVISION:	ARCHITECT: MOHAMED HAMEEN	PROJECT: PROPOSED 08 CLASS ROOM BLOCK (02 STOREY)	S-03
	ENGINEER:	LOCATION: SH.FOAKIADHOO	
	SERVICES ENG:	DRAWING TITLE: AS GIVEN	
	ESTIMATOR:	CLIENT: MINISTRY OF EDUCATION	
	DRAWN BY: ASFAN AHMED	SCALE: AS GIVEN DIMENSION: MM DATE: FEBRUARY 2016	
CONCEPT AND DESIGN IN THIS DRAWING ARE THE PROPERTIES OF ARCHENG STUDIO PVT LTD. UNAUTHORIZED USE OR REPRODUCTION OF PART OF THE DESIGN, DRAWINGS OR CONCEPT TO USE IN OTHER PROJECTS OR SITES OTHER THAN SPECIFIED ON THIS DRAWING IS PROHIBITED			DWG NO PROJECT NO.: 15-041



- NOTES :
- SLAB THICKNESS : 150MM
ACCPET WHERE STATED
 - SLAB BOTTOM COVER: 30MM
 - SLAB TOP COVER: 25MM
 - COVER TO BEAMS : 35MM
 - COVER TO COLUMNS : 40MM
 - CONCRETE MIX : 1:2:3
UNLESS STATED
 - ADD CONMIX MEGAFLOW MP TO ALL EXTERNAL PLASTER &
FOR WET AREA PLASTER
 - ADD CONMIX MEGA FLOW P TO ALL SUPER STRUCTURE CONCRETE.

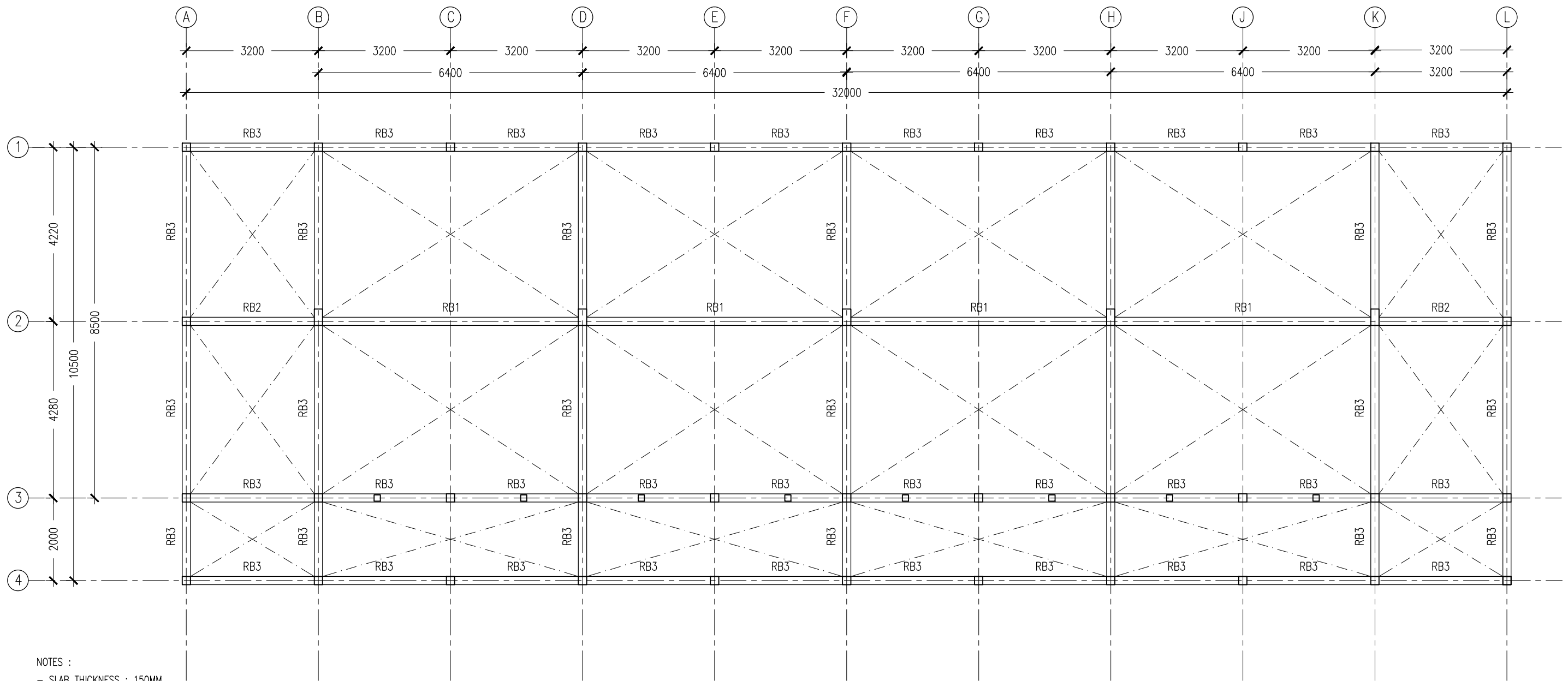
SLAB BEAM AT HALF-LANDING LAYOUT PLAN
SCALE 1:100

CONTRACTORS MUST
CHECK ALL
DIMENSIONS ON SITE
BEFORE STARTING
ANY WORK OR SHOP
DRAWINGS, FIGURED
DIMENSIONS TO TAKE
PRECEDENCE OVER
SCALE READINGS



REVISION:	ARCHITECT: MOHAMED HAMEEN	PROJECT: PROPOSED 08 CLASS ROOM BLOCK (02 STOREY)	S-04
	ENGINEER:	LOCATION: SH.FOAKIADHOO	
	SERVICES ENG:	DRAWING TITLE: AS GIVEN	
	ESTIMATOR:	CLIENT: MINISTRY OF EDUCATION	
	DRAWN BY: ASFAN AHMED	SCALE: AS GIVEN	DWG NO
		DIMENSION: MM	PROJECT NO.: 15-041
		DATE: FEBRUARY 2016	

CONCEPT AND DESIGN IN THIS DRAWING ARE THE PROPERTIES OF ARCHENG STUDIO PVT LTD. UNAUTHORIZED USE OR REPRODUCTION OF PART OF THE DESIGN, DRAWINGS OR CONCEPT TO USE IN OTHER PROJECTS OR SITES OTHER THAN SPECIFIED ON THIS DRAWING IS PROHIBITED



- NOTES :
- SLAB THICKNESS : 150MM
ACCPET WHERE STATED
 - SLAB BOTTOM COVER: 30MM
 - SLAB TOP COVER: 25MM
 - COVER TO BEAMS : 35MM
 - COVER TO COLUMNS : 40MM
 - CONCRETE MIX : 1:2:3
UNLESS STATED
 - ADD CONMIX MEGAFLOW MP TO ALL EXTERNAL PLASTER &
FOR WET AREA PLASTER
 - ADD CONMIX MEGA FLOW P TO ALL SUPER STRUCTURE CONCRETE.

ROOF BEAM LAYOUT PLAN
SCALE 1:100

CONTRACTORS MUST
CHECK ALL
DIMENSIONS ON SITE
BEFORE STARTING
ANY WORK OR SHOP
DRAWINGS. FIGURED
DIMENSIONS TO TAKE
PRECEDENCE OVER
SCALE READINGS



REVISION:

ARCHITECT:	MOHAMED HAMEEN
ENGINEER:	
SERVICES ENG:	
ESTIMATOR:	
DRAWN BY:	ASFAN AHMED

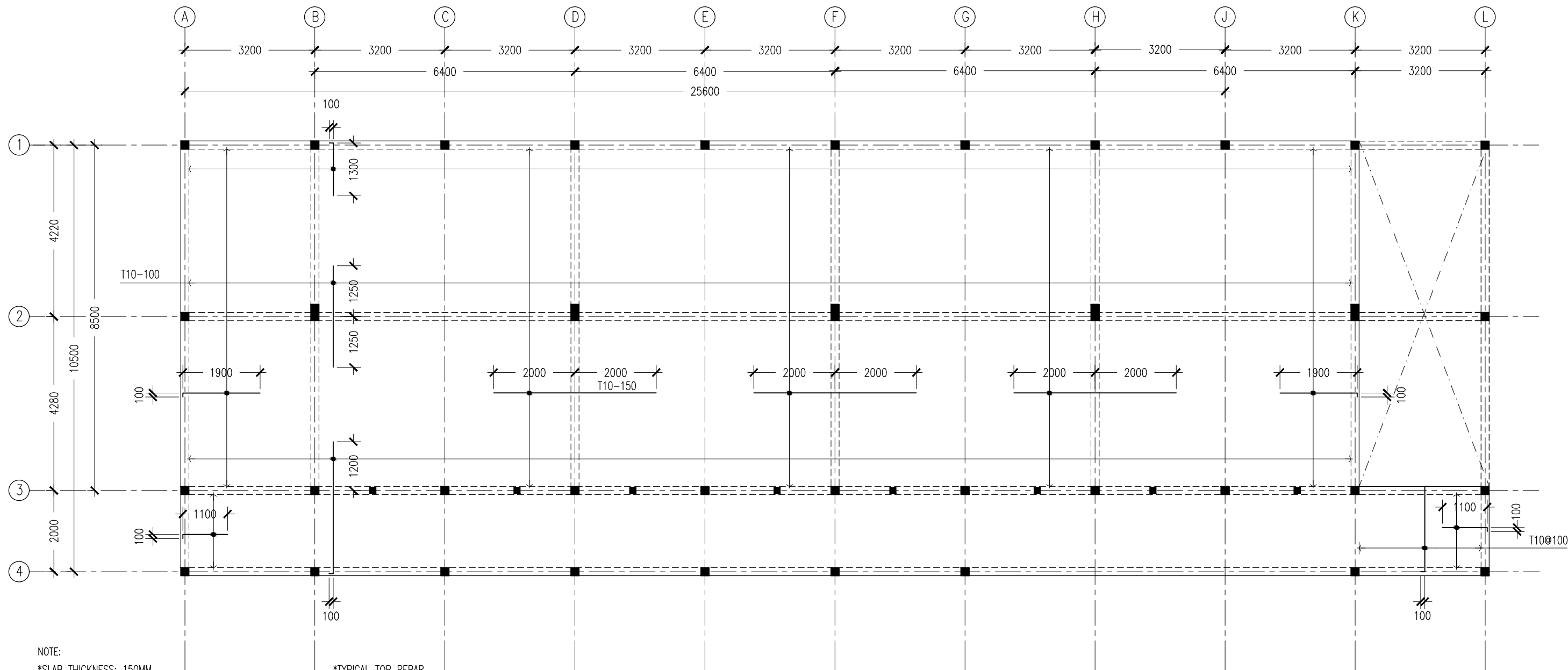
PROJECT:	PROPOSED 08 CLASS ROOM BLOCK (02 STOREY)		
LOCATION:	SH.FOAKIADHOO		
DRAWING TITLE:	AS GIVEN		
CLIENT:	MINISTRY OF EDUCATION		
SCALE:	AS GIVEN	DIMENSION: MM	DATE: FEBRUARY 2016

S-05

DWG NO

PROJECT NO.: 15-041

CONCEPT AND DESIGN IN THIS DRAWING ARE THE PROPERTIES OF ARCHENG STUDIO PVT LTD. UNAUTHORIZED USE OR REPRODUCTION OF PART OF THE DESIGN DRAWINGS OR CONCEPT TO USE IN OTHER PROJECTS OR SITES OTHER THAN SPECIFIED ON THIS DRAWING IS PROHIBITED



NOTE:
*SLAB THICKNESS: 150MM
ACCPET WHERE STATED
*SLAB BOTTOM COVER: 30MM
*SLAB TOP COVER: 25MM
*SLAB TOP MAIN REINFORCEMENT : T10-150MM C/C
AS SHOWN (UNLESS STATED OTHERWISE)
*SLAB BOTTOM REINFORCEMENT : T10-150MM BW C/C
(THROUGHOUT) NOT SHOWN
*CURTAIL REBARS OVER OPENINGS
*PROVIDE EXTRA ADDITIONAL REINFORCEMENT
AS SPECIFIED
*TOP DISTRIBUTION REINFORCEMENT : T10@300 BW C/C

*TYPICAL TOP REBAR
SPECIFIED LENGTH
EXTRA 100
INTO BEAM
*FCU=25N/MM2
*ADD CONMIX MegaFlow P TO ALL SUPER
STRUCTURE CONCRETE

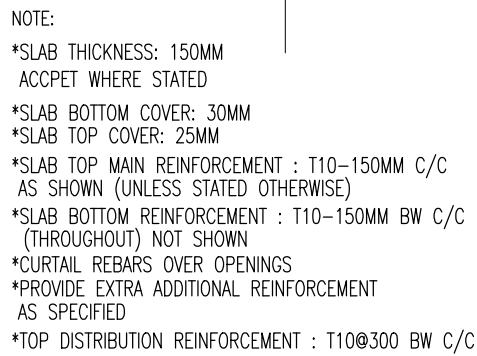
1ST FLOOR SLAB RFMNT LAYOUT PLAN

SCALE 1:100

CONTRACTORS MUST
CHECK ALL
DIMENSIONS ON SITE
BEFORE STARTING
ANY WORK OR SHOP
DRAWINGS FIGURED
DIMENSIONS TO TAKE
PRECEDENCE OVER
SCALE READINGS



REVISION:	ARCHITECT: MOHAMED HAMEEN	PROJECT: PROPOSED 08 CLASS ROOM BLOCK (02 STOREY)	S-06
	ENGINEER:	LOCATION: SH.FOAKIADHOO	
	SERVICES ENG:	DRAWING TITLE: AS GIVEN	
	ESTIMATOR:	CLIENT: MINISTRY OF EDUCATION	
	DRAWN BY: ASFAN AHMED	SCALE: AS GIVEN DIMENSION: MM DATE: FEBRUARY 2016	
CONCEPT AND DESIGN IN THIS DRAWING ARE THE PROPERTIES OF ARCHENG STUDIO PVT LTD. UNAUTHORIZED USE OR REPRODUCTION OF PART OF THE DESIGN,DRAWINGS OR CONCEPT TO USE IN OTHER PROJECTS OR SITES OTHER THAN SPECIFIED ON THIS DRAWING IS PROHIBITED			



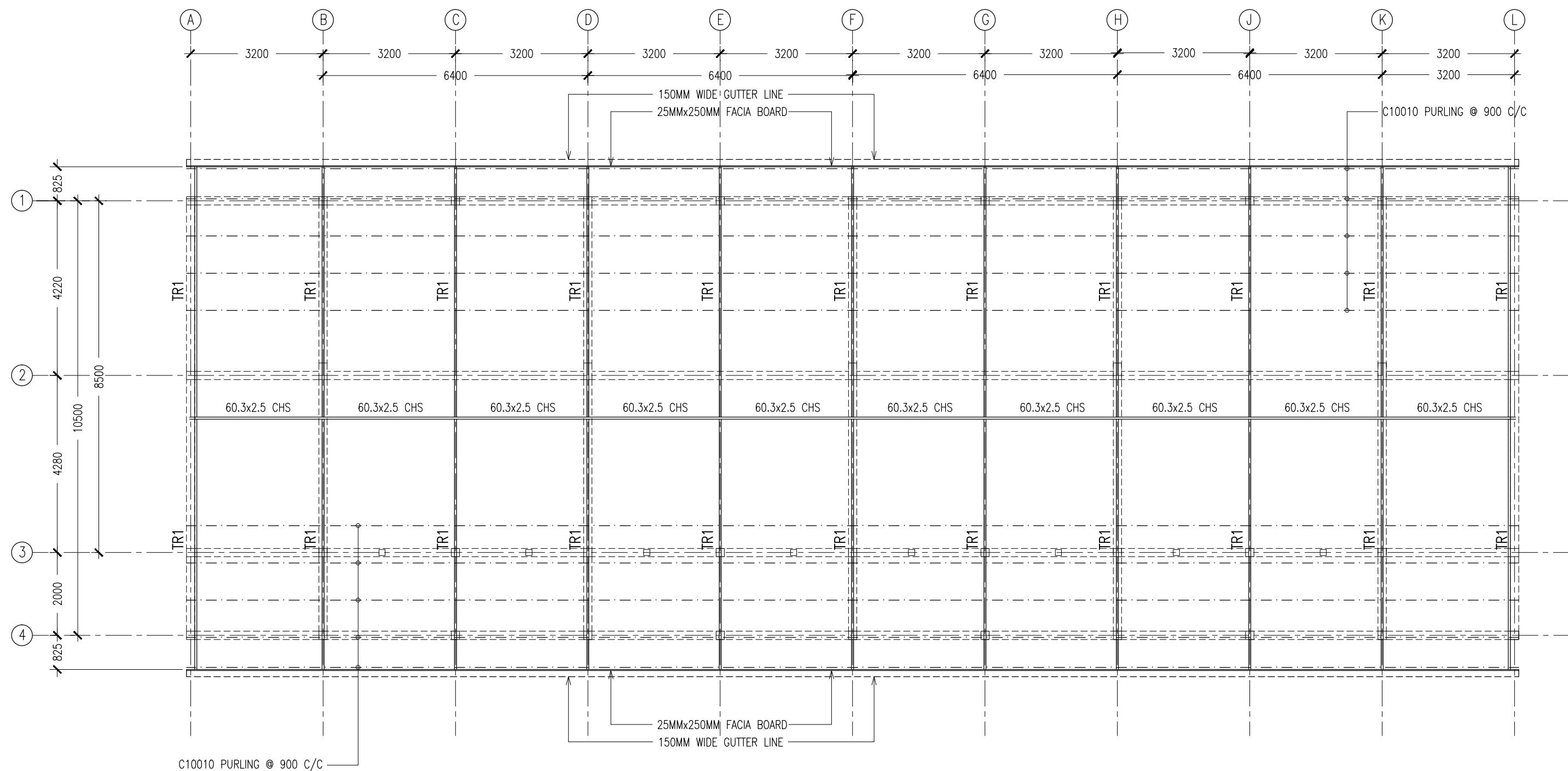
A diagram showing a horizontal line representing a beam. A vertical line intersects it. The segment of the horizontal line to the left of the vertical line is labeled "EXTRA 100". The segment to the right is labeled "INTO BEAM". A dimension line above the horizontal line indicates the "SPECIFIED LENGTH" from the vertical line to the right end.

SLAB RFMNT AT HALF-LANDING LAYOUT PLAN

ArchEng
s t u d i o
Ma Fiyajahaage, 1st floor, Male*, Republic of Maldives
admin@archeng.biz

PROJECT NO.: 15-041

CONCEPT AND DESIGN IN THIS DRAWING ARE THE PROPERTIES OF ARCHENG STUDIO PVT LTD. UNAUTHORIZED USE OR REPRODUCTION OF PART OF THE DESIGN, DRAWINGS OR CONCEPT TO USE IN OTHER PROJECTS OR SITES OTHER THAN SPECIFIED ON THIS DRAWING IS PROHIBITED



ROOF STRUCTURE LAYOUT PLAN
SCALE 1:100

CONTRACTORS MUST
CHECK ALL
DIMENSIONS ON SITE
BEFORE STARTING
ANY WORK OR SHOP
DRAWINGS, FIGURED
DIMENSIONS TO TAKE
PRECEDENCE OVER
SCALE READINGS



REVISION:

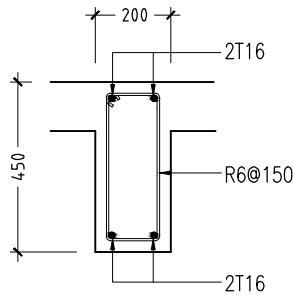
ARCHITECT:	MOHAMED HAMEEN
ENGINEER:	
SERVICES ENG:	
ESTIMATOR:	
DRAWN BY:	ASFAN AHMED

PROJECT:	PROPOSED 08 CLASS ROOM BLOCK (02 STOREY)		
LOCATION:	SH.FOAKIADHOO		
DRAWING TITLE:	AS GIVEN		
CLIENT:	MINISTRY OF EDUCATION		
SCALE:	AS GIVEN	DIMENSION:	MM
DATE:	FEBRUARY 2016		

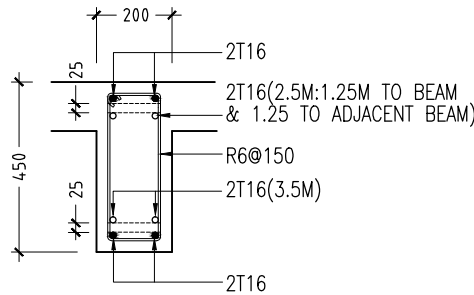
S-08	DWG NO
	PROJECT NO.: 15-041

	FOOTING	LENGTH/mm	WIDTH/mm	DEPTH/mm	REINFORCEMENT
	F1	800	800	300	T12@150mm C/C BW BOTTOM
	F2	1150	1150	300	T12@150mm C/C BW BOTTOM
	F3	1050	1050	300	T12@150mm C/C BW BOTTOM
	F4	900	900	300	T12@150mm C/C BW BOTTOM
	F5	600	600	300	T12@150mm C/C BW BOTTOM
	F6	950	950	300	T12@150mm C/C BW BOTTOM
	F7	1650	1650	300	T12@125mm C/C BW BOTTOM
	F8	1750	1750	300	T12@100mm C/C BW BOTTOM

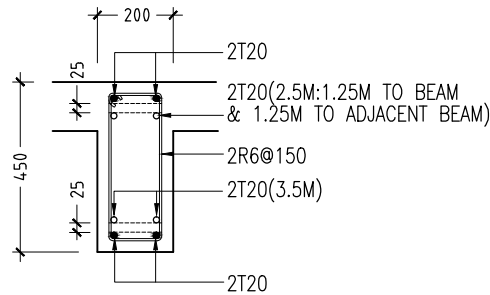
FOOTING DETAILS



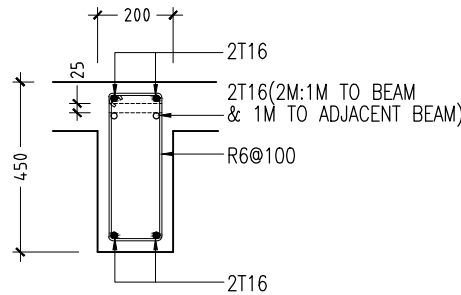
B1



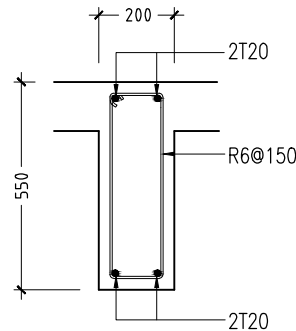
B2



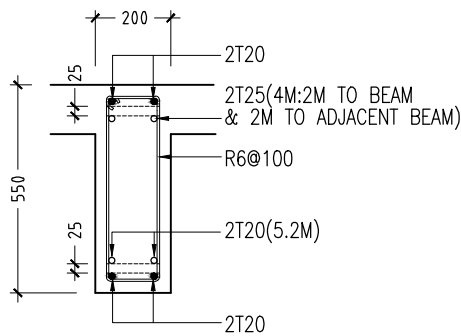
B3



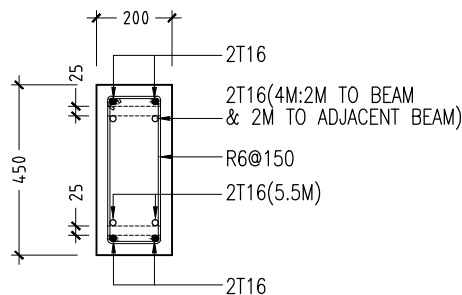
B4



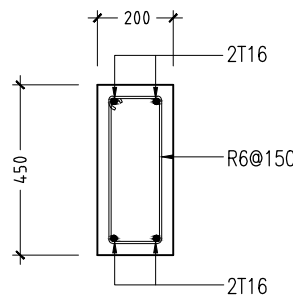
B5



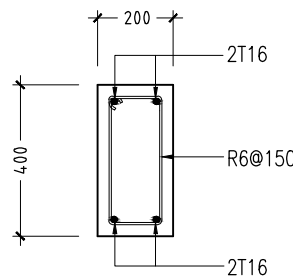
B6



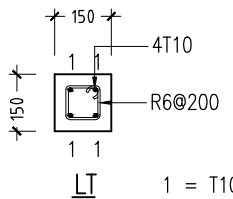
RB1



RB2



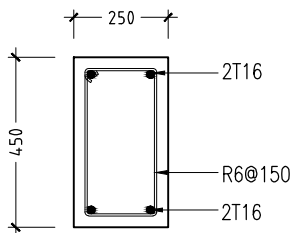
RB3



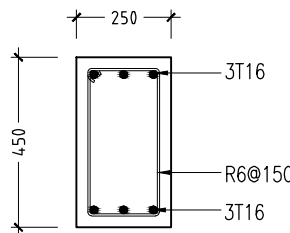
L1

LINTELS OVER ALL DOORS, WINDOWS,
(THAT DO NOT RISE TO ROOF BEAM LEVEL)
STRUCTURAL OPENINGS IN WALLS

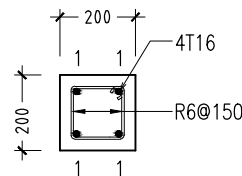
LINTEL/SILL BEAM DETAILS



TB1

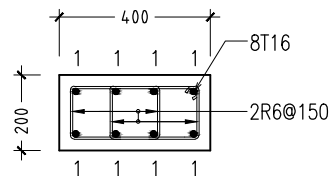


TB2



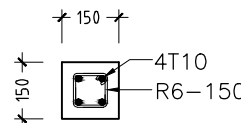
1 = T16

C1



1 = T16

C2



SC

FOUNDATION BEAM DETAILS

SCALE 1:20

COLUMN DETAILS

SCALE 1:20

RC BEAM DETAILS

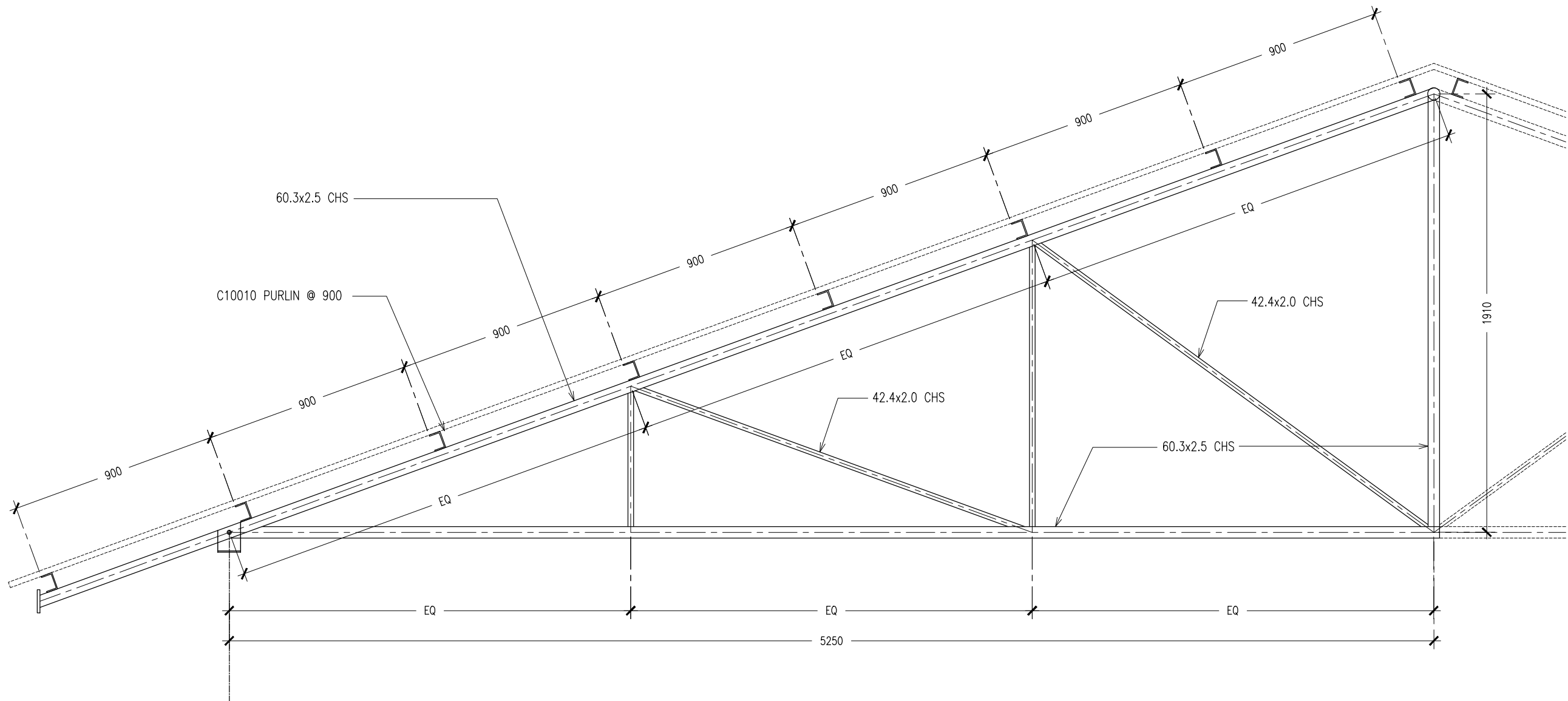
SCALE 1:20

- NOTE :
- COVER TO BEAMS : 35MM
 - COVER TO COLUMNS : 40MM
 - CONCRETE MIX : 1:2:3 UNLESS STATED
 - ADD CONMIX MEGA FLOW P TO ALL SUPER STRUCTURE CONCRETE.

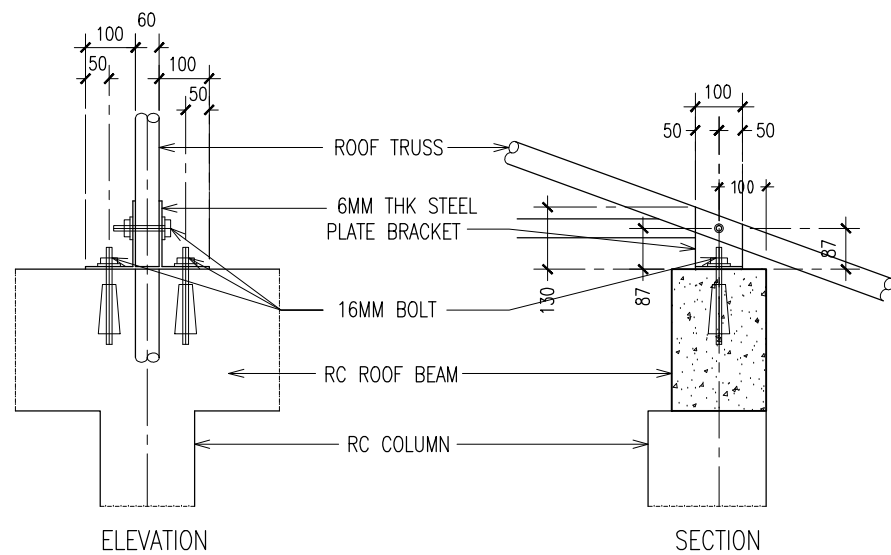
CONTRACTORS MUST
CHECK ALL
DIMENSIONS ON SITE
BEFORE STARTING
ANY WORK OR SHOP
DRAWINGS.FIGURED
DIMENSIONS TO TAKE
PRECEDENCE OVER
SCALE READINGS

ArchEng
studio
Ma Fiyajahaage, 1st floor, Male', Republic of Maldives
admin@archeng.biz

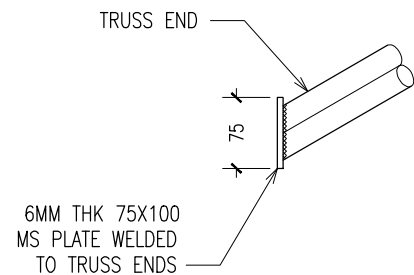
REVISION:	ARCHITECT: MOHAMED HAMEEN	PROJECT: PROPOSED 08 CLASS ROOM BLOCK (02 STOREY)	S-09
	ENGINEER:	LOCATION: SH.FOAKIADHOO	
	SERVICES ENG:	DRAWING TITLE: AS GIVEN	
	ESTIMATOR:	CLIENT: MINISTRY OF EDUCATION	
	DRAWN BY: ASFAN AHMED	SCALE: AS GIVEN DIMENSION: MM DATE: FEBRUARY 2016	
CONCEPT AND DESIGN IN THIS DRAWING ARE THE PROPERTIES OF ARCHENG STUDIO PVT LTD. UNAUTHORIZED USE OR REPRODUCTION OF PART OF THE DESIGN,DRAWINGS OR CONCEPT TO USE IN OTHER PROJECTS OR SITES OTHER THAN SPECIFIED ON THIS DRAWING IS PROHIBITED			DWG NO
			PROJECT NO.: 15-041



TRUSS - TR1
SCALE 1:20



TYPICAL TRUSS FIXING DETAILS
SCALE : NTS



TYPICAL TRUSS END DETAILS
SCALE : NTS

CONTRACTORS MUST
CHECK ALL
DIMENSIONS ON SITE
BEFORE STARTING
ANY WORK OR SHOP
DRAWINGS.FIGURED
DIMENSIONS TO TAKE
PRECEDENCE OVER
SCALE READINGS

ArchEng
s t u d i o
Ma Fiyajahaage, 1st floor, Male', Republic of Maldives
admin@archeng.biz

REVISION:

ARCHITECT: MOHAMED HAMEEN
ENGINEER:
SERVICES ENG:
ESTIMATOR:
DRAWN BY: ASFAN AHMED

PROJECT: PROPOSED 08 CLASS ROOM BLOCK (02 STOREY)
LOCATION: SH.FOAKIADHOO
DRAWING TITLE: AS GIVEN
CLIENT: MINISTRY OF EDUCATION
SCALE: AS GIVEN DIMENSION: MM DATE: FEBRUARY 2016

S-10
DWG NO
PROJECT NO.: 15-041

CONCEPT AND DESIGN IN THIS DRAWING ARE THE PROPERTIES OF ARCHENG STUDIO PVT LTD. UNAUTHORIZED USE OR REPRODUCTION OF PART OF THE DESIGN,DRAWINGS OR CONCEPT TO USE IN OTHER PROJECTS OR SITES OTHER THAN SPECIFIED ON THIS DRAWING IS PROHIBITED



CONCEPT AND DESIGN IN THIS DRAWING ARE THE PROPERTIES OF ARCHENG STUDIO PVT LTD. UNAUTHORIZED USE OR REPRODUCTION OF PART OF THE DESIGN DRAWINGS OR CONCEPT TO USE IN OTHER PROJECTS OR SITES OTHER THAN SPECIFIED ON THIS DRAWING IS PROHIBITED

PROPOSED 8 CLASS ROOM BLOCK AT SH.FOAKAIDHOO

(2 STOREY)

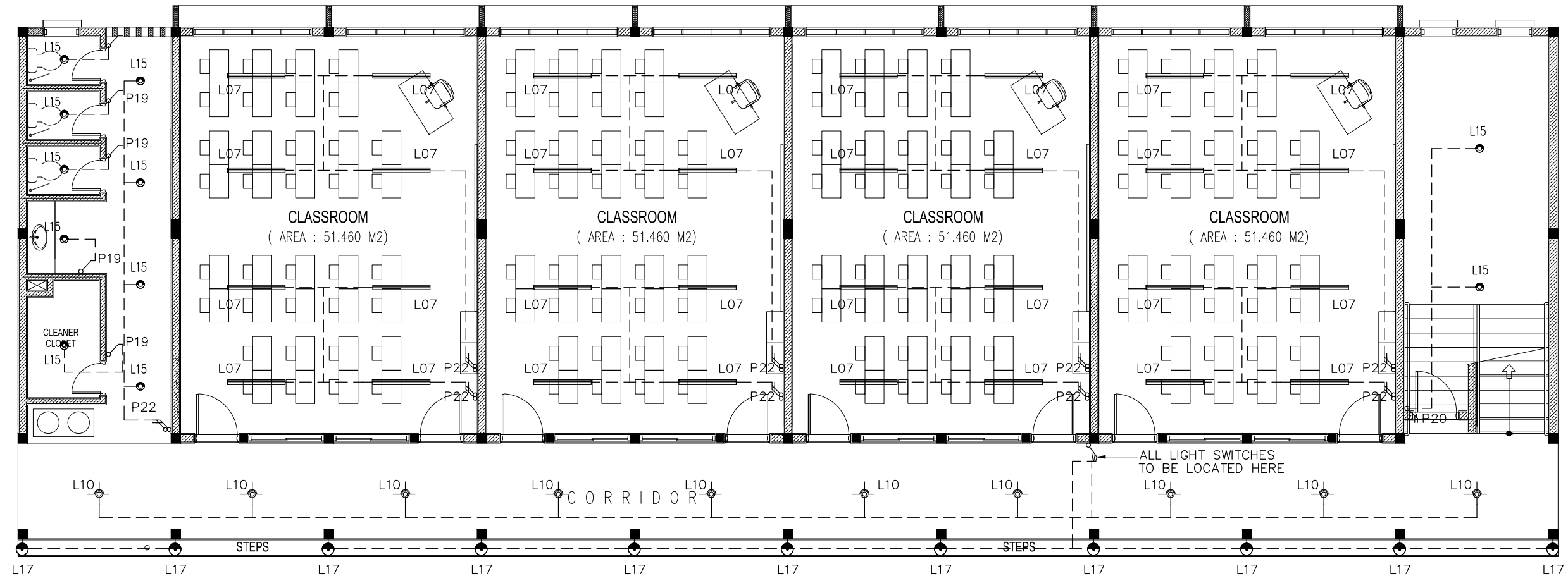
ELECTRICAL DRAWINGS

FEBRUARY 2016

CLIENT : MINISTRY OF EDUCATION

DESIGN BY

ArchEng
s t u d i o
Ma Fiyajahaage, 1st floor, Male'. Republic of Maldives
admin@archeng.biz



LEGEND


SYMBOL	CODE	DESCRIPTION
	L07	2X36W FLUORESCENT LAMPS IN SURFACE MOUNT LUMINAIRE WITH DIFFUSER
	L09	WALL MOUNT ENERGY SAVING LIGHT
	L10	1X26W COMPACT FLUORESCENT LAMPS IN RECESSED DECORATIVE LUMINAIRE
	L15	1X60W INCANDESCENT LAMPS IN RECESSED DECORATIVE LUMINAIRE
	L17	1X60W INCANDESCENT LAMPS IN SURFACE MOUNT WEATHER PROOF LUMINAIRE

	P19	1GANG 1 WAY SWITCH
	P20	2GANG 1 WAY SWITCH
	P21	3GANG 1 WAY SWITCH
	P22	4GANG 1 WAY SWITCH

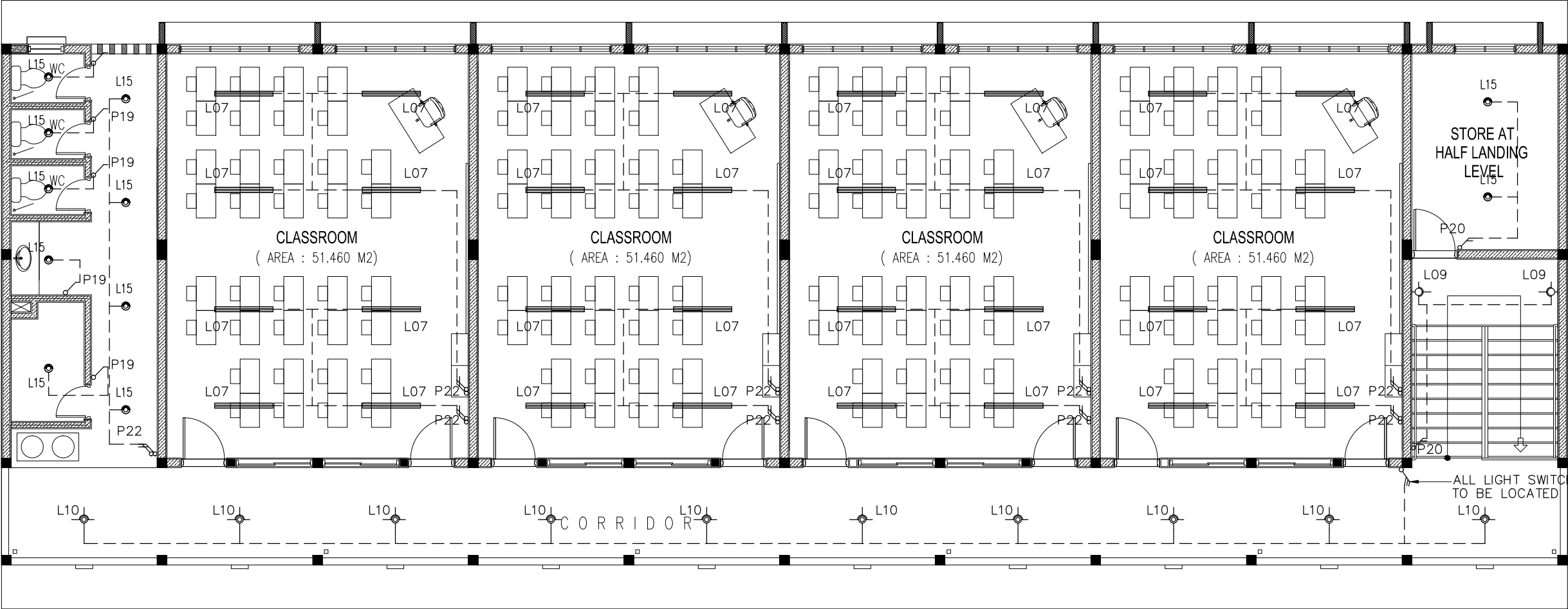
GROUND FLOOR LIGHTING LAYOUT PLAN

SCALE 1:100

CONTRACTORS MUST CHECK ALL DIMENSIONS ON SITE BEFORE STARTING ANY WORK OR SHOP DRAWINGS, FIGURED DIMENSIONS TO TAKE PRECEDENCE OVER SCALE READINGS



REVISION:	ARCHITECT: MOHAMED HAMEEN	PROJECT: PROPOSED 08 CLASS ROOM BLOCK (02 STOREY)	E-01
	ENGINEER:	LOCATION: SH.FOAKIADHOO	
	SERVICES ENG:	DRAWING TITLE: AS GIVEN	
	ESTIMATOR:	CLIENT: MINISTRY OF EDUCATION	
	DRAWN BY: ASFAN AHMED	SCALE: AS GIVEN DIMENSION: MM DATE: FEBRUARY 2016	
CONCEPT AND DESIGN IN THIS DRAWING ARE THE PROPERTIES OF ARCHENG STUDIO PVT LTD. UNAUTHORIZED USE OR REPRODUCTION OF PART OF THE DESIGN, DRAWINGS OR CONCEPT TO USE IN OTHER PROJECTS OR SITES OTHER THAN SPECIFIED ON THIS DRAWING IS PROHIBITED			DWG NO PROJECT NO.: 15-041



LEGEND

SYMBOL	CODE	DESCRIPTION
	L07	2X36W FLUORESCENT LAMPS IN SURFACE MOUNT LUMINAIRE WITH DIFFUSER
	L09	WALL MOUNT ENERGY SAVING LIGHT
	L10	1X26W COMPACT FLUORESCENT LAMPS IN RECESSED DECORATIVE LUMINAIRE
	L15	1X60W INCANDESCENT LAMPS IN RECESSED DECORATIVE LUMINAIRE
	L17	1X60W INCANDESCENT LAMPS IN SURFACE MOUNT WEATHER PROOF LUMINAIRE

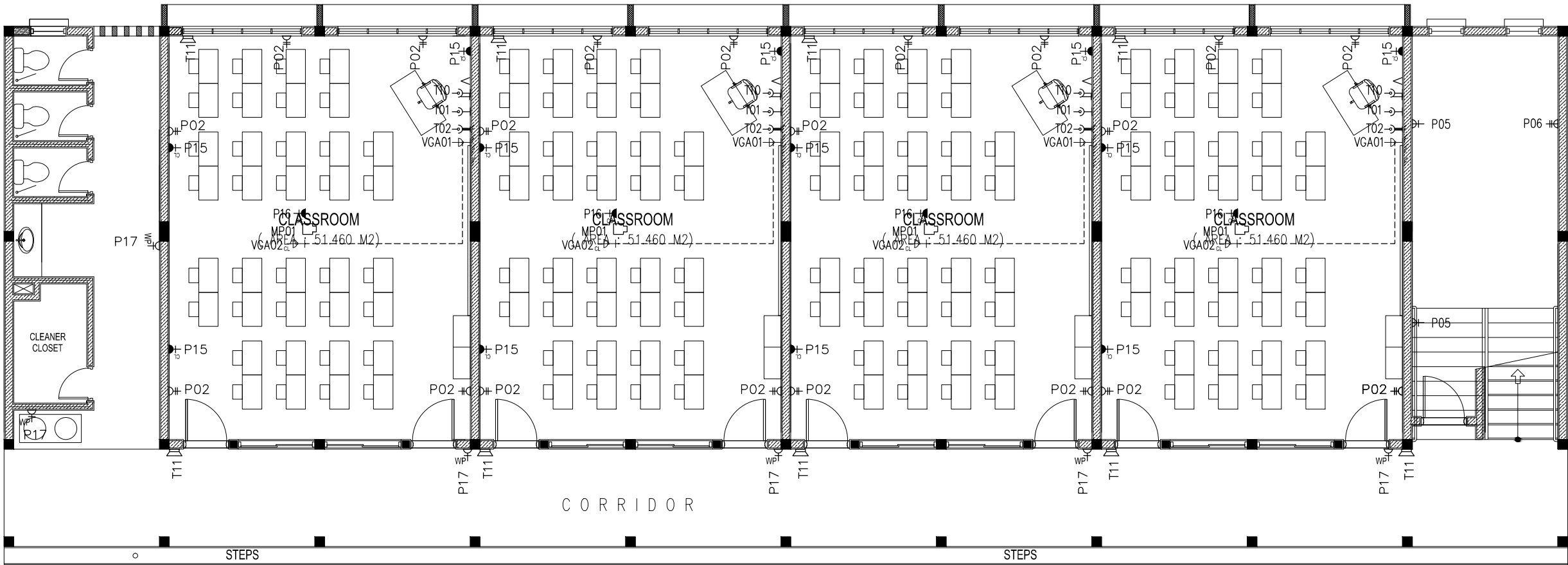
	P19	1GANG 1 WAY SWITCH
	P20	2GANG 1 WAY SWITCH
	P21	3GANG 1 WAY SWITCH
	P22	4GANG 1 WAY SWITCH

1ST FLOOR LIGHTING LAYOUT PLAN
SCALE 1:100

CONTRACTORS MUST
CHECK ALL
DIMENSIONS ON SITE
BEFORE STARTING
ANY WORK OR SHOP
DRAWINGS.FIGURED
DIMENSIONS TO TAKE
PRECEDENCE OVER
SCALE READINGS



REVISION:	ARCHITECT: MOHAMED HAMEEN	PROJECT: PROPOSED 08 CLASS ROOM BLOCK (02 STOREY)	E-02 DWG NO PROJECT NO.: 15-041
	ENGINEER:	LOCATION: SH.FOAKIADHOO	
	SERVICES ENG:	DRAWING TITLE: AS GIVEN	
	ESTIMATOR:	CLIENT: MINISTRY OF EDUCATION	
	DRAWN BY: ASFAN AHMED	SCALE: AS GIVEN DIMENSION: MM DATE: FEBRUARY 2016	
CONCEPT AND DESIGN IN THIS DRAWING ARE THE PROPERTIES OF ARCHENG STUDIO PVT LTD. UNAUTHORIZED USE OR REPRODUCTION OF PART OF THE DESIGN,DRAWINGS OR CONCEPT TO USE IN OTHER PROJECTS OR SITES OTHER THAN SPECIFIED ON THIS DRAWING IS PROHIBITED			



LEGEND

SYMBOL	CODE	DESCRIPTION
	P01	1 GANG13A SOCKET OUTLET AT 300mm ABOVE FINISHED FLOOR LEVEL
	P02	2 GANG13A SOCKET OUTLET AT 300mm ABOVE FINISHED FLOOR LEVEL
	P15	1 GANG15A SOCKET OUTLET AT CEILING LEVEL
	P16	1 GANG13A SOCKET OUTLET AT CEILING LEVEL
	P17	1 GANG13A SOCKET OUTLET AT 300mm ABOVE FINISHED FLOOR LEVEL (WEATHER PROOF)
	VGA01	VGA CABLE

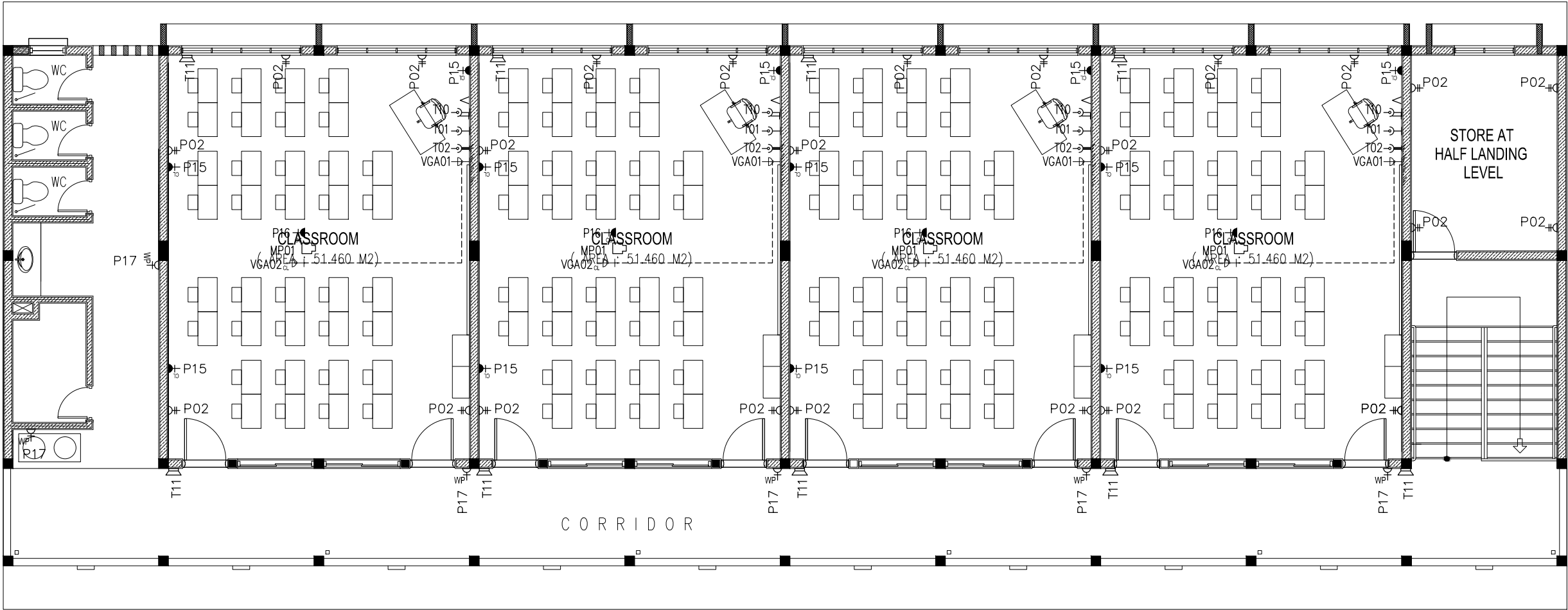
	VGA02	VGA CABLE AT CEILING LEVEL
	T01	PLAIN TELEPHONE OUTLET
	T02	COMPUTER NETWORK OUTLET
	MP01	MULTIMEDIA PROJECTOR
	T10	T.V POINT
	T11	SPEAKER

GROUND FLOOR POWER SOCKET LAYOUT PLAN
SCALE 1:100

CONTRACTORS MUST
CHECK ALL
DIMENSIONS ON SITE
BEFORE STARTING
ANY WORK OR SHOP
DRAWINGS FIGURED
DIMENSIONS TO TAKE
PRECEDENCE OVER
SCALE READINGS



REVISION:	ARCHITECT: MOHAMED HAMEEN	PROJECT: PROPOSED 08 CLASS ROOM BLOCK (02 STOREY)	E-03
	ENGINEER:	LOCATION: SH.FOAKIADHOO	
	SERVICES ENG:	DRAWING TITLE: AS GIVEN	
	ESTIMATOR:	CLIENT: MINISTRY OF EDUCATION	
	DRAWN BY: ASFAN AHMED	SCALE: AS GIVEN DIMENSION: MM DATE: FEBRUARY 2016	
CONCEPT AND DESIGN IN THIS DRAWING ARE THE PROPERTIES OF ARCHENG STUDIO PVT LTD. UNAUTHORIZED USE OR REPRODUCTION OF PART OF THE DESIGN,DRAWINGS OR CONCEPT TO USE IN OTHER PROJECTS OR SITES OTHER THAN SPECIFIED ON THIS DRAWING IS PROHIBITED			DWG NO PROJECT NO.: 15-041



LEGEND

SYMBOL	CODE	DESCRIPTION
	P01	1 GANG13A SOCKET OUTLET AT 300mm ABOVE FINISHED FLOOR LEVEL
	P02	2 GANG13A SOCKET OUTLET AT 300mm ABOVE FINISHED FLOOR LEVEL
	P15	1 GANG15A SOCKET OUTLET AT CEILING LEVEL
	P16	1 GANG13A SOCKET OUTLET AT CEILING LEVEL
	VGA01	VGA CABLE

	VGA02	VGA CABLE AT CEILING LEVEL
	T01	PLAIN TELEPHONE OUTLET
	T02	COMPUTER NETWORK OUTLET
	MP01	MULTIMEDIA PROJECTOR
	T10	T.V POINT
	T11	SPEAKER

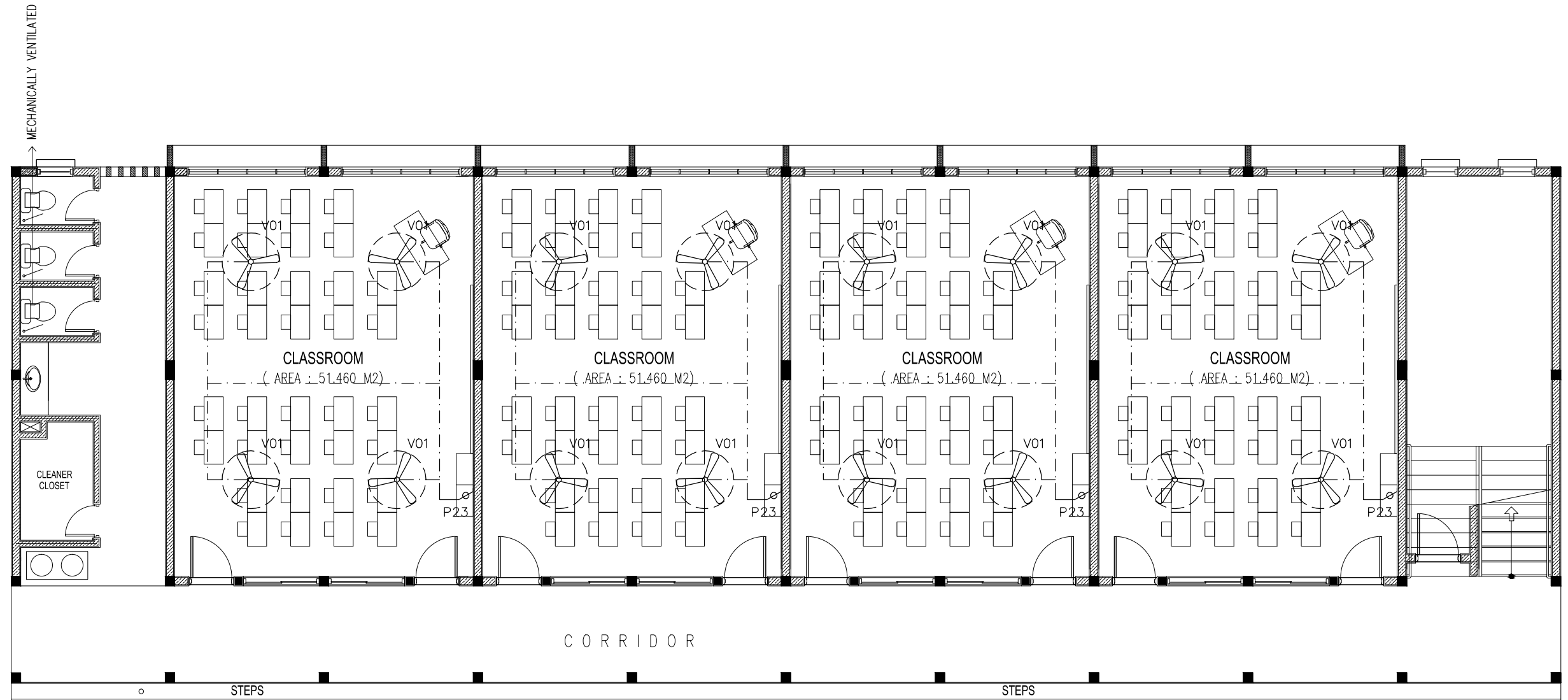
1ST FLOOR POWER SOCKET LAYOUT PLAN

SCALE 1:100

CONTRACTORS MUST
CHECK ALL
DIMENSIONS ON SITE
BEFORE STARTING
ANY WORK OR SHOP
DRAWINGS FIGURED
DIMENSIONS TO TAKE
PRECEDENCE OVER
SCALE READINGS



REVISION:	ARCHITECT: MOHAMED HAMEEN	PROJECT: PROPOSED 08 CLASS ROOM BLOCK (02 STOREY)	E-04
	ENGINEER:	LOCATION: SH.FOAKIADHOO	
	SERVICES ENG:	DRAWING TITLE: AS GIVEN	
	ESTIMATOR:	CLIENT: MINISTRY OF EDUCATION	
	DRAWN BY: ASFAN AHMED	SCALE: AS GIVEN DIMENSION: MM DATE: FEBRUARY 2016	
CONCEPT AND DESIGN IN THIS DRAWING ARE THE PROPERTIES OF ARCHENG STUDIO PVT LTD. UNAUTHORIZED USE OR REPRODUCTION OF PART OF THE DESIGN,DRAWINGS OR CONCEPT TO USE IN OTHER PROJECTS OR SITES OTHER THAN SPECIFIED ON THIS DRAWING IS PROHIBITED			PROJECT NO.: 15-041



LEGEND

ϕ	P23	FAN / LIGHT DIMMER SWITCH
	V01b	DIA. 1200 CEILING FAN

GROUND FLOOR FAN LAYOUT PLAN

SCALE 1:100

CONTRACTORS MUST
CHECK ALL
DIMENSIONS ON SITE
BEFORE STARTING
ANY WORK OR SHOP
DRAWINGS. FIGURED
DIMENSIONS TO TAKE
PRECEDENCE OVER
SCALE READINGS

ArchEng
studio
Ma Fiyajahaage, 1st floor, Male' Republic of Maldives
admin@archeng.biz

REVISION:

ARCHITECT: MOHAMED HAMEEN

ENGINEER:

SERVICES ENG:

ESTIMATOR:

DRAWN BY: ASFAN AHMED

PROJECT: PROPOSED 08 CLASS ROOM BLOCK (02 STOREY)

LOCATION: SH.FOAKIADHOO

DRAWING TITLE: AS GIVEN

CLIENT: MINISTRY OF EDUCATION

SCALE: AS GIVEN

DIMENSION: MM

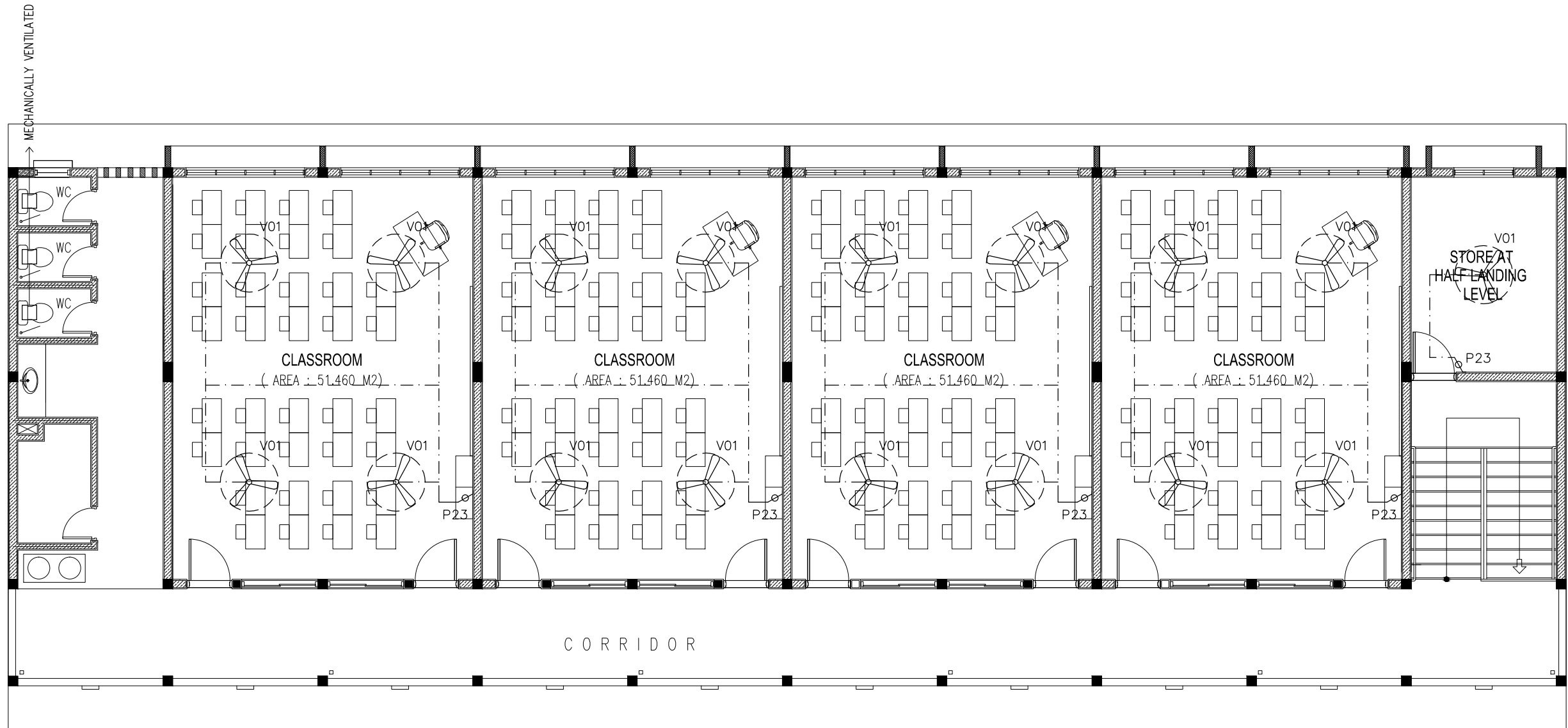
DATE: FEBRUARY 2016

E-05

DWG NO

PROJECT NO.: 15-041

CONCEPT AND DESIGN IN THIS DRAWING ARE THE PROPERTIES OF ARCHENG STUDIO PVT LTD. UNAUTHORIZED USE OR REPRODUCTION OF PART OF THE DESIGN, DRAWINGS OR CONCEPT TO USE IN OTHER PROJECTS OR SITES OTHER THAN SPECIFIED ON THIS DRAWING IS PROHIBITED



LEGEND

	P23	FAN / LIGHT DIMMER SWITCH
	V01b	DIA. 1200 CEILING FAN

1ST FLOOR FAN LAYOUT PLAN
SCALE 1:100

CONTRACTORS MUST
CHECK ALL
DIMENSIONS ON SITE
BEFORE STARTING
ANY WORK OR SHOP
DRAWINGS, FIGURED
DIMENSIONS TO TAKE
PRECEDENCE OVER
SCALE READINGS



REVISION:	ARCHITECT: MOHAMED HAMEEN	PROJECT: PROPOSED 08 CLASS ROOM BLOCK (02 STOREY)	E-06
	ENGINEER:	LOCATION: SH.FOAKIADHOO	
	SERVICES ENG:	DRAWING TITLE: AS GIVEN	
	ESTIMATOR:	CLIENT: MINISTRY OF EDUCATION	
	DRAWN BY: ASFAN AHMED	SCALE: AS GIVEN DIMENSION: MM DATE: FEBRUARY 2016	
CONCEPT AND DESIGN IN THIS DRAWING ARE THE PROPERTIES OF ARCHENG STUDIO PVT LTD. UNAUTHORIZED USE OR REPRODUCTION OF PART OF THE DESIGN, DRAWINGS OR CONCEPT TO USE IN OTHER PROJECTS OR SITES OTHER THAN SPECIFIED ON THIS DRAWING IS PROHIBITED			DWG NO
			PROJECT NO.: 15-041

PROPOSED 8 CLASS ROOM BLOCK AT SH.FOAKAIDHOO

(2 STOREY)

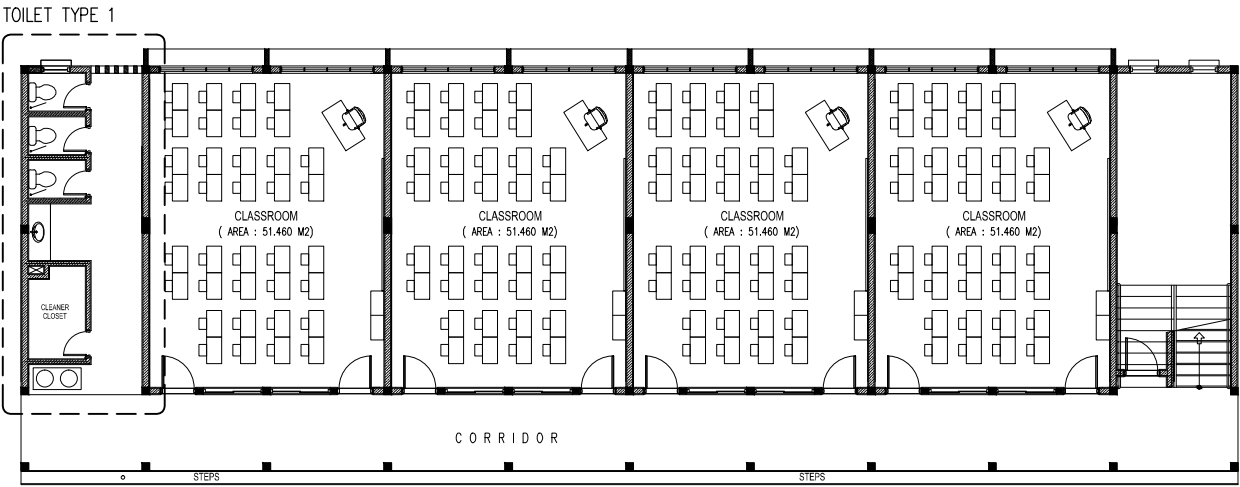
PLUMBING DRAWINGS

FEBRUARY 2016

CLIENT : MINISTRY OF EDUCATION

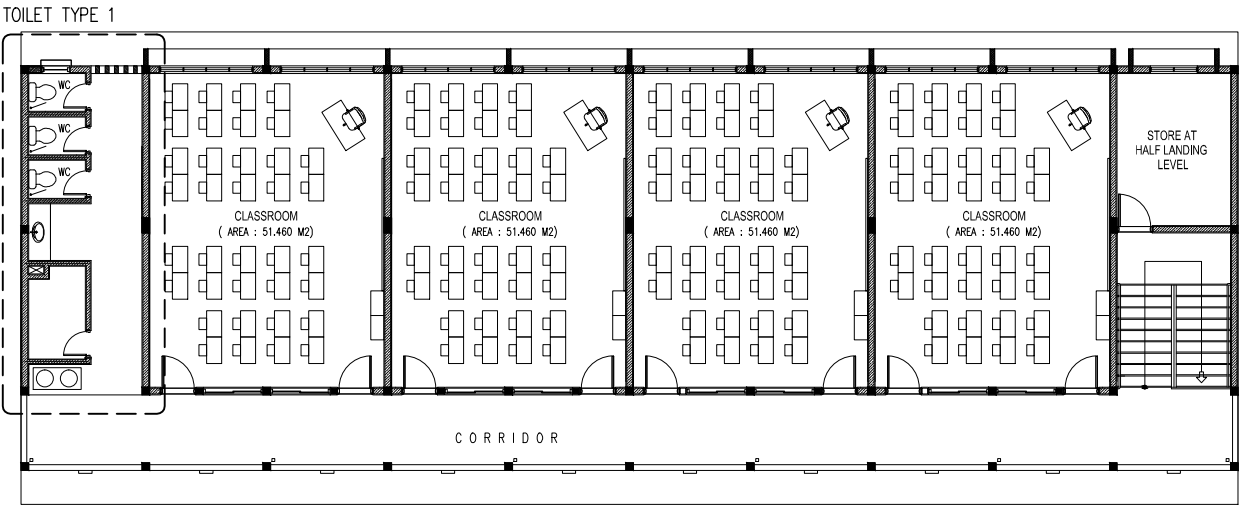
DESIGN BY

ArchEng
s t u d i o
Ma Fiyajahaage, 1st floor, Male'. Republic of Maldives
admin@archeng.biz



GROUND FLOOR PLUMBING KEY PLAN

SCALE 1:100



1ST FLOOR PLUMBING KEY PLAN

SCALE 1:100

CONTRACTORS MUST
CHECK ALL
DIMENSIONS ON SITE
BEFORE STARTING
ANY WORK OR SHOP
DRAWINGS,FIGURED
DIMENSIONS TO TAKE
PRECEDENCE OVER
SCALE READINGS

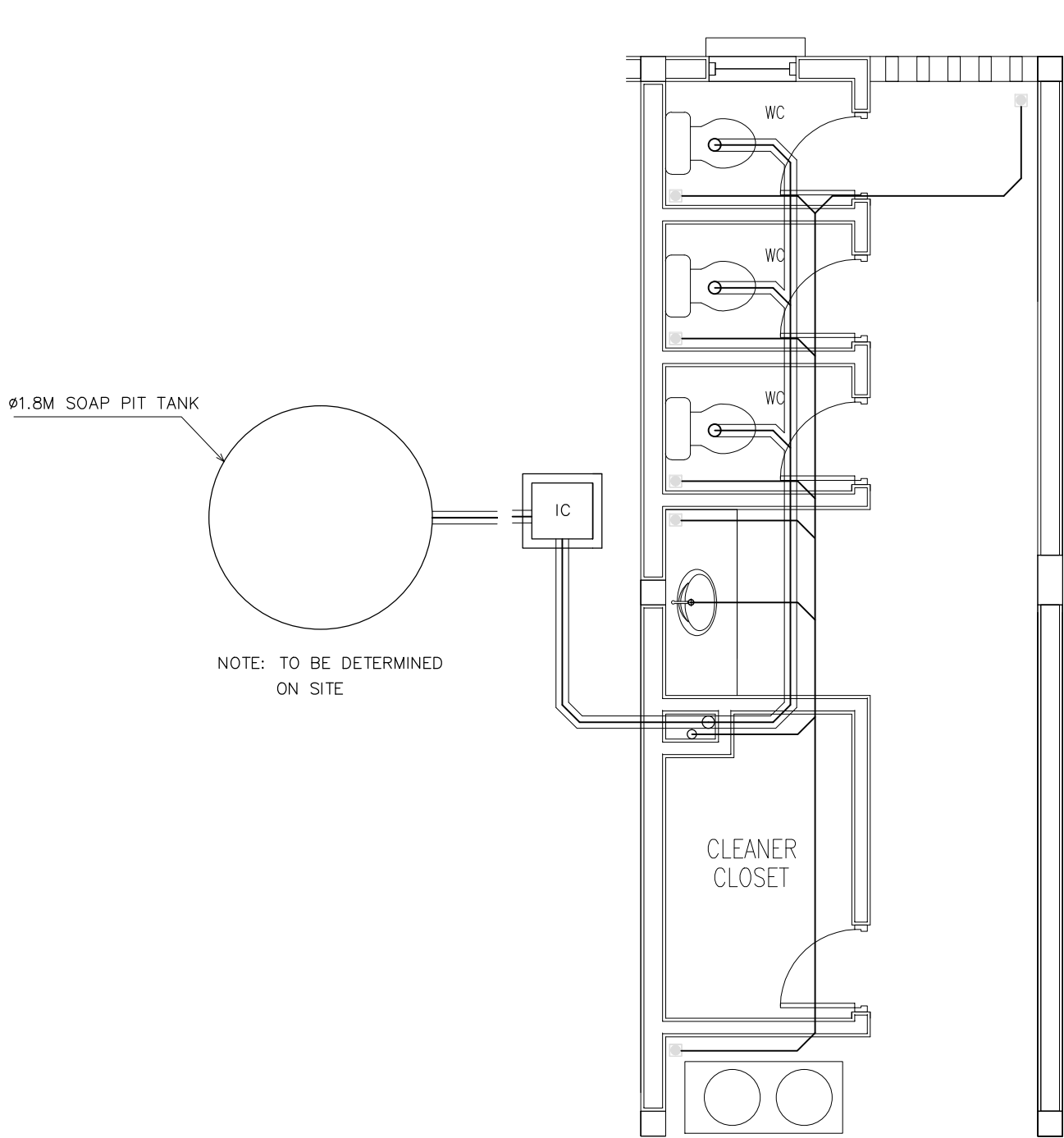


REVISION:

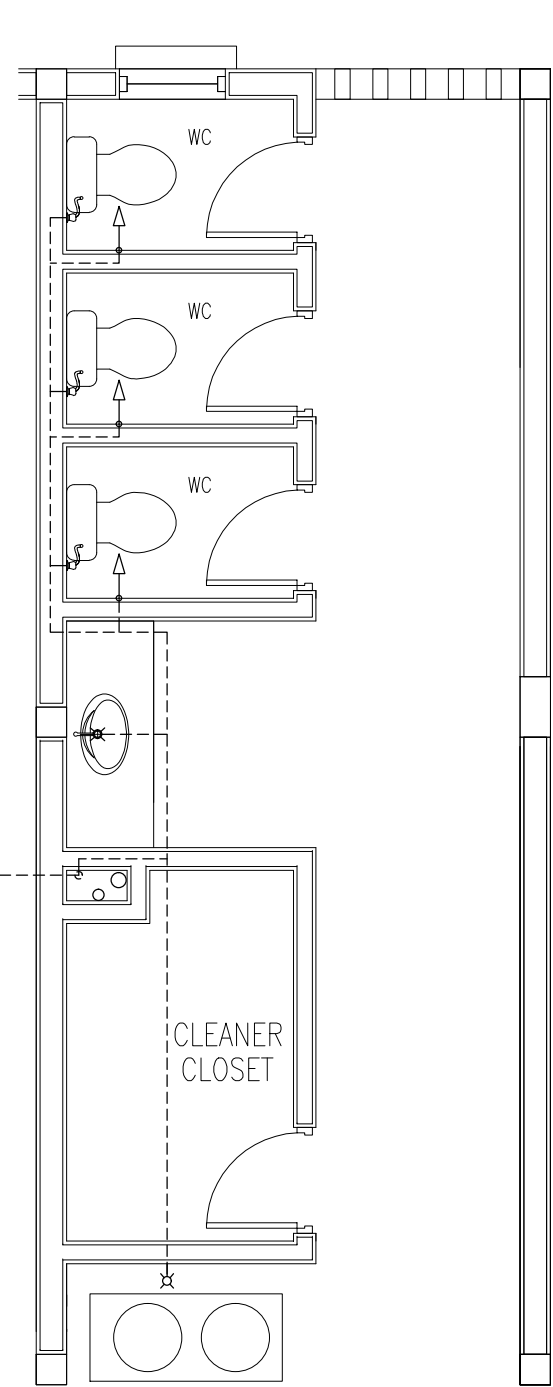
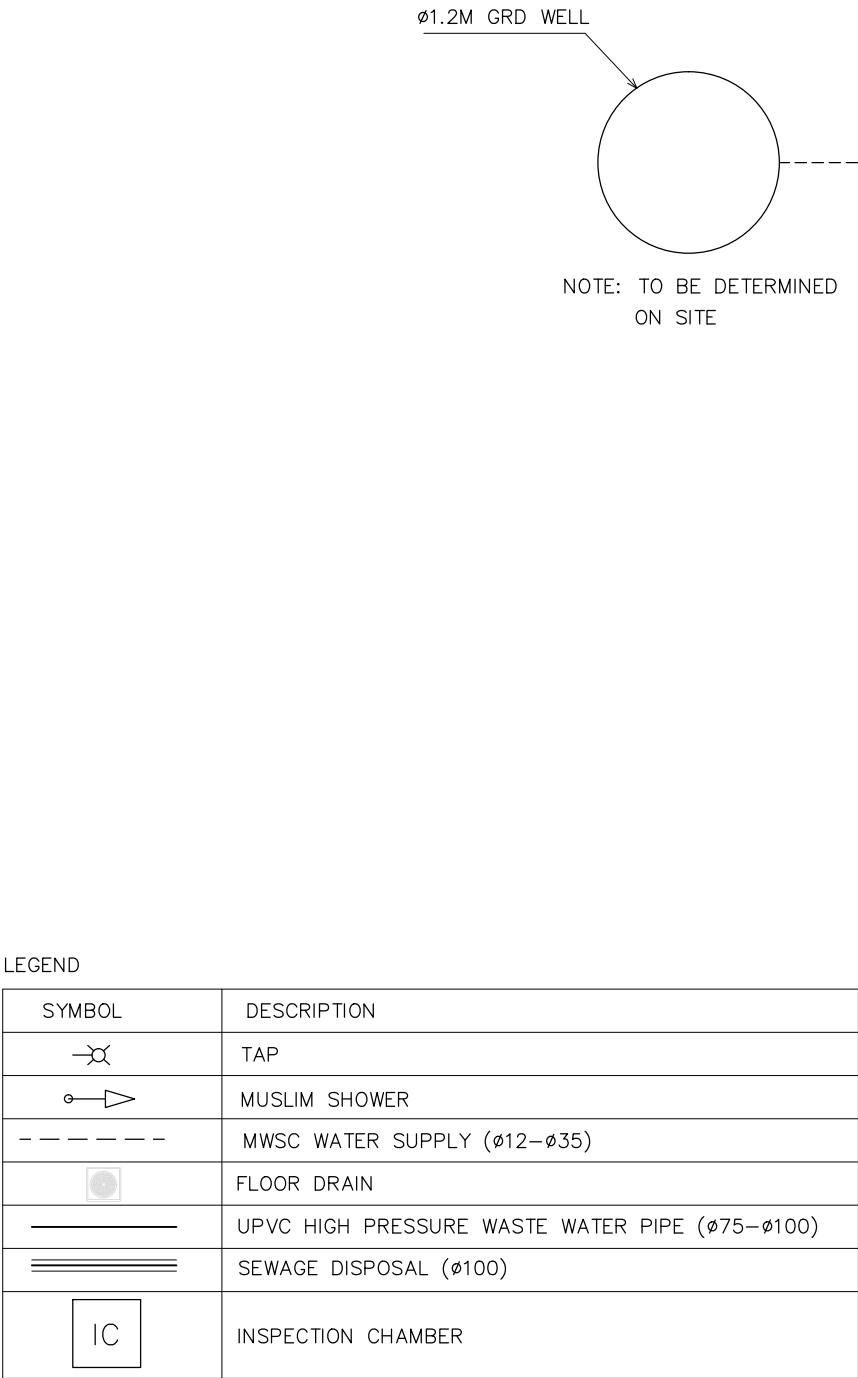
ARCHITECT:	MOHAMED HAMEEN
ENGINEER:	
SERVICES ENG:	
ESTIMATOR:	
DRAWN BY:	ASFAN AHMED

PROJECT:	PROPOSED 08 CLASS ROOM BLOCK (02 STOREY)		
LOCATION:	SH.FOAKIADHOO		
DRAWING TITLE:	AS GIVEN		
CLIENT:	MINISTRY OF EDUCATION		
SCALE:	AS GIVEN	DIMENSION: MM	DATE: FEBRUARY 2016

P-01	DWG NO
	PROJECT NO.: 15-041



SEWAGE AND WASTE DISPOSAL
PLAN (TOILET TYPE 1)
SCALE 1:50



FRESH WATER SUPPLY PLAN
(TOILET TYPE 1)
SCALE 1:50

CONTRACTORS MUST
CHECK ALL
DIMENSIONS ON SITE
BEFORE STARTING
ANY WORK OR SHOP
DRAWINGS. FIGURED
DIMENSIONS TO TAKE
PRECEDENCE OVER
SCALE READINGS

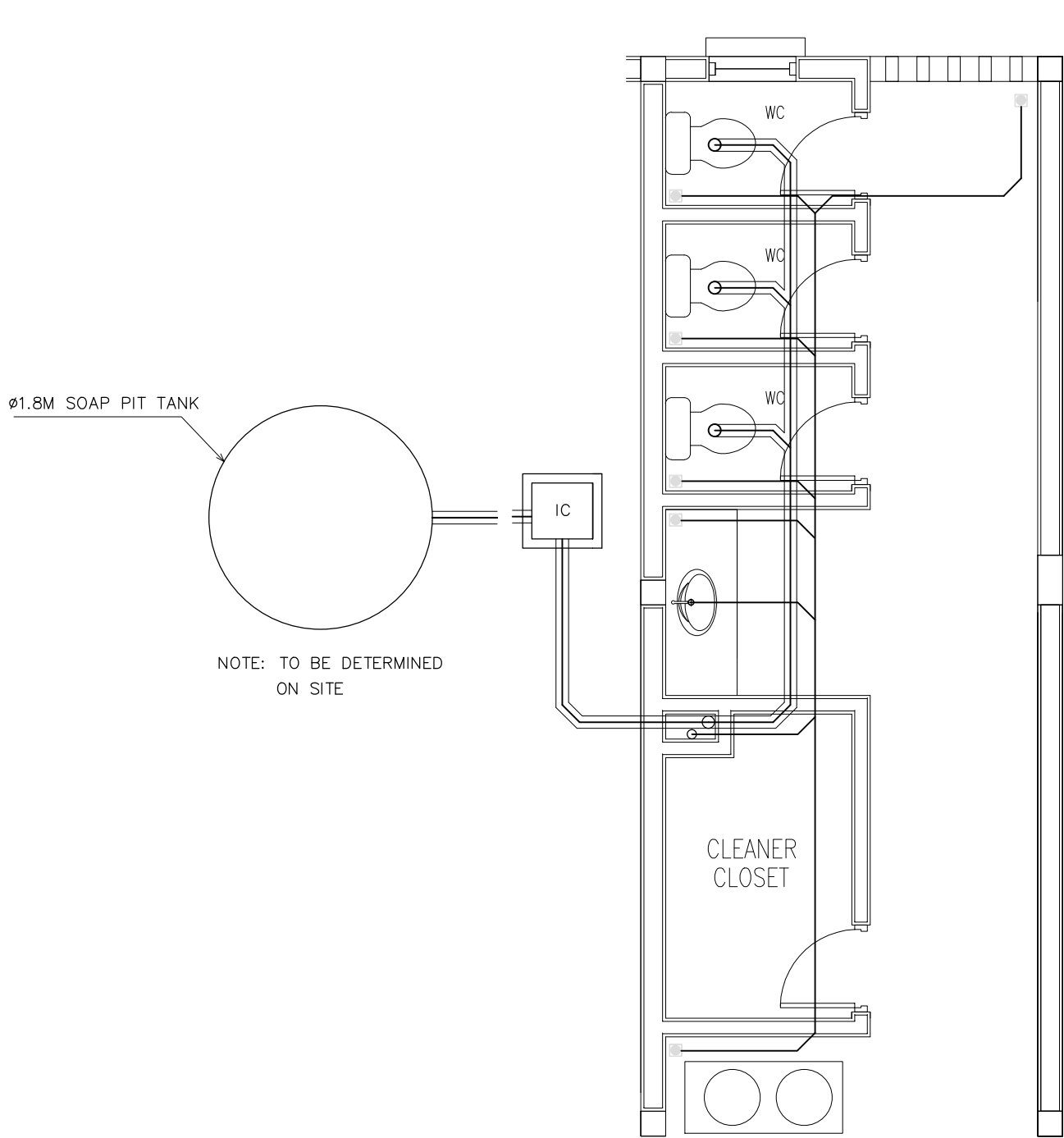


REVISION:

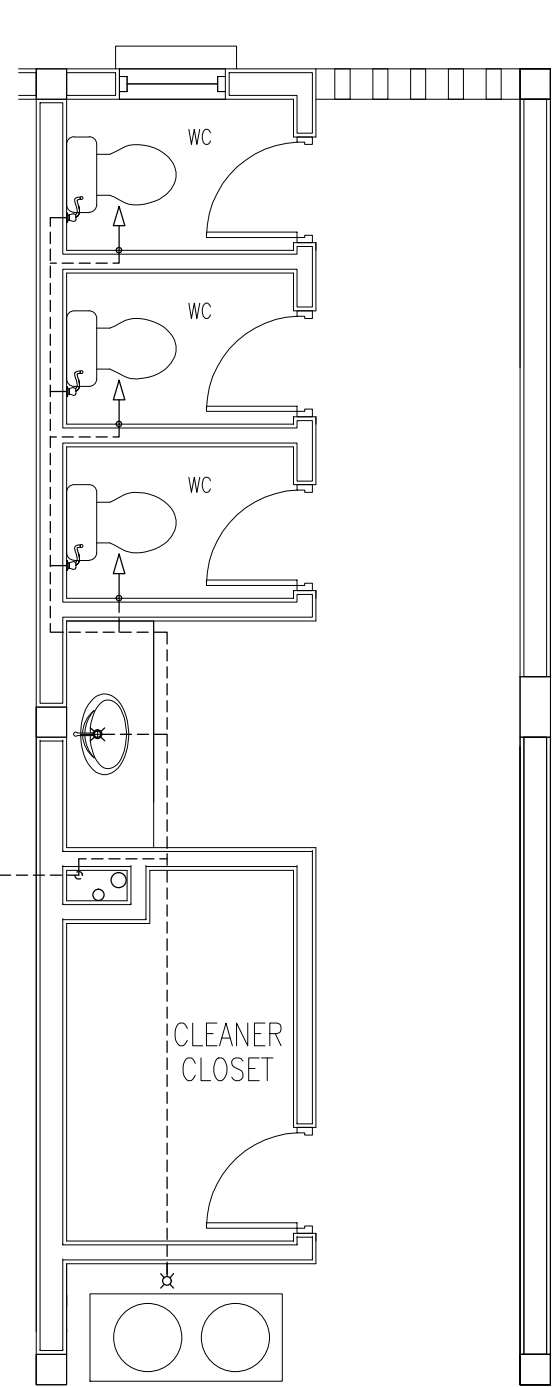
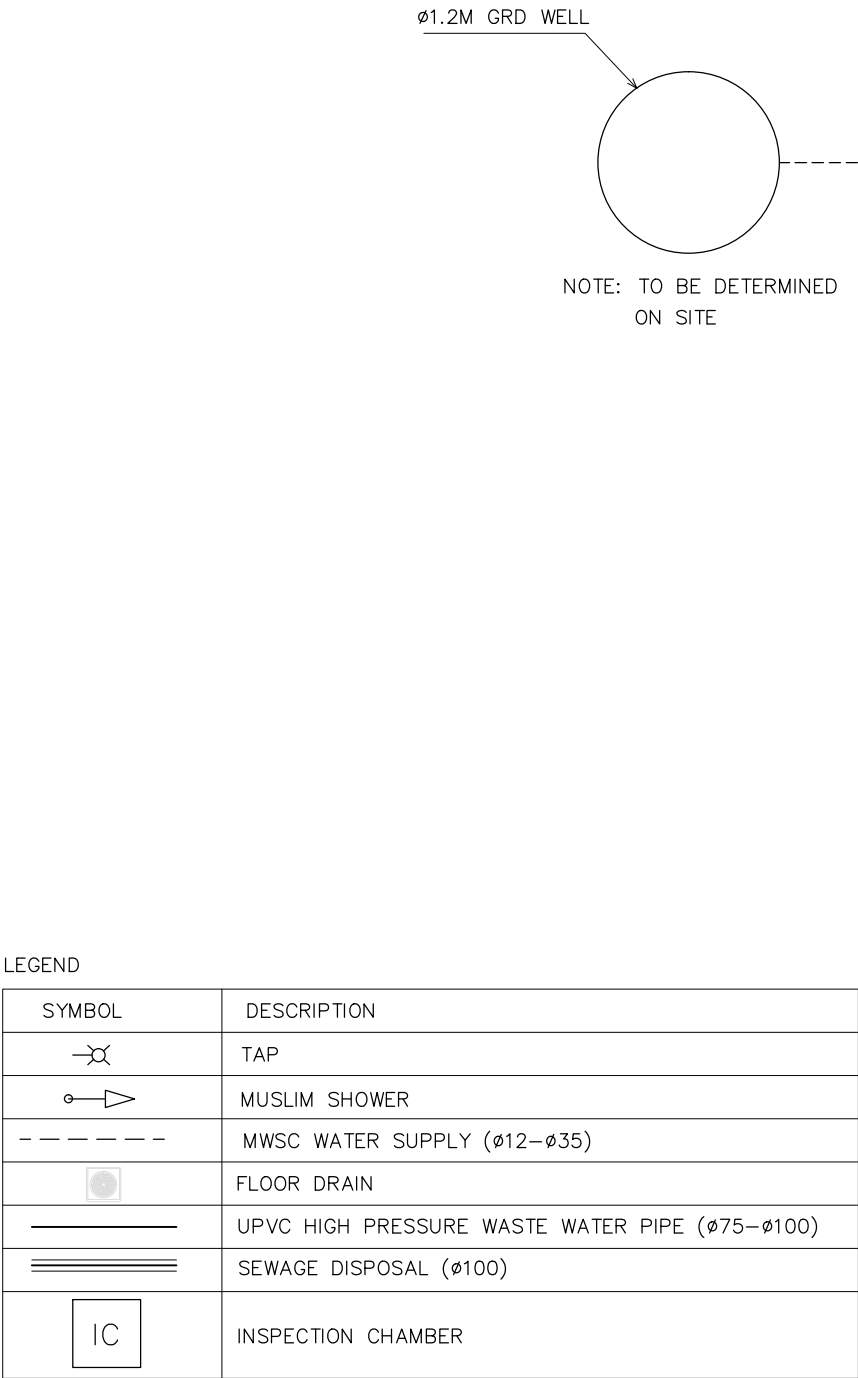
ARCHITECT: MOHAMED HAMEEN
ENGINEER:
SERVICES ENG:
ESTIMATOR:
DRAWN BY: ASFAN AHMED

PROJECT: PROPOSED 08 CLASS ROOM BLOCK (02 STOREY)
LOCATION: SH.FOAKIADHOO
DRAWING TITLE: AS GIVEN
CLIENT: MINISTRY OF EDUCATION
SCALE: AS GIVEN DIMENSION: MM DATE: FEBRUARY 2016

P-02
DWG NO
PROJECT NO.: 15-041



SEWAGE AND WASTE DISPOSAL
PLAN (TOILET TYPE 1)
SCALE 1:50



FRESH WATER SUPPLY PLAN
(TOILET TYPE 1)
SCALE 1:50

CONTRACTORS MUST
CHECK ALL
DIMENSIONS ON SITE
BEFORE STARTING
ANY WORK OR SHOP
DRAWINGS. FIGURED
DIMENSIONS TO TAKE
PRECEDENCE OVER
SCALE READINGS

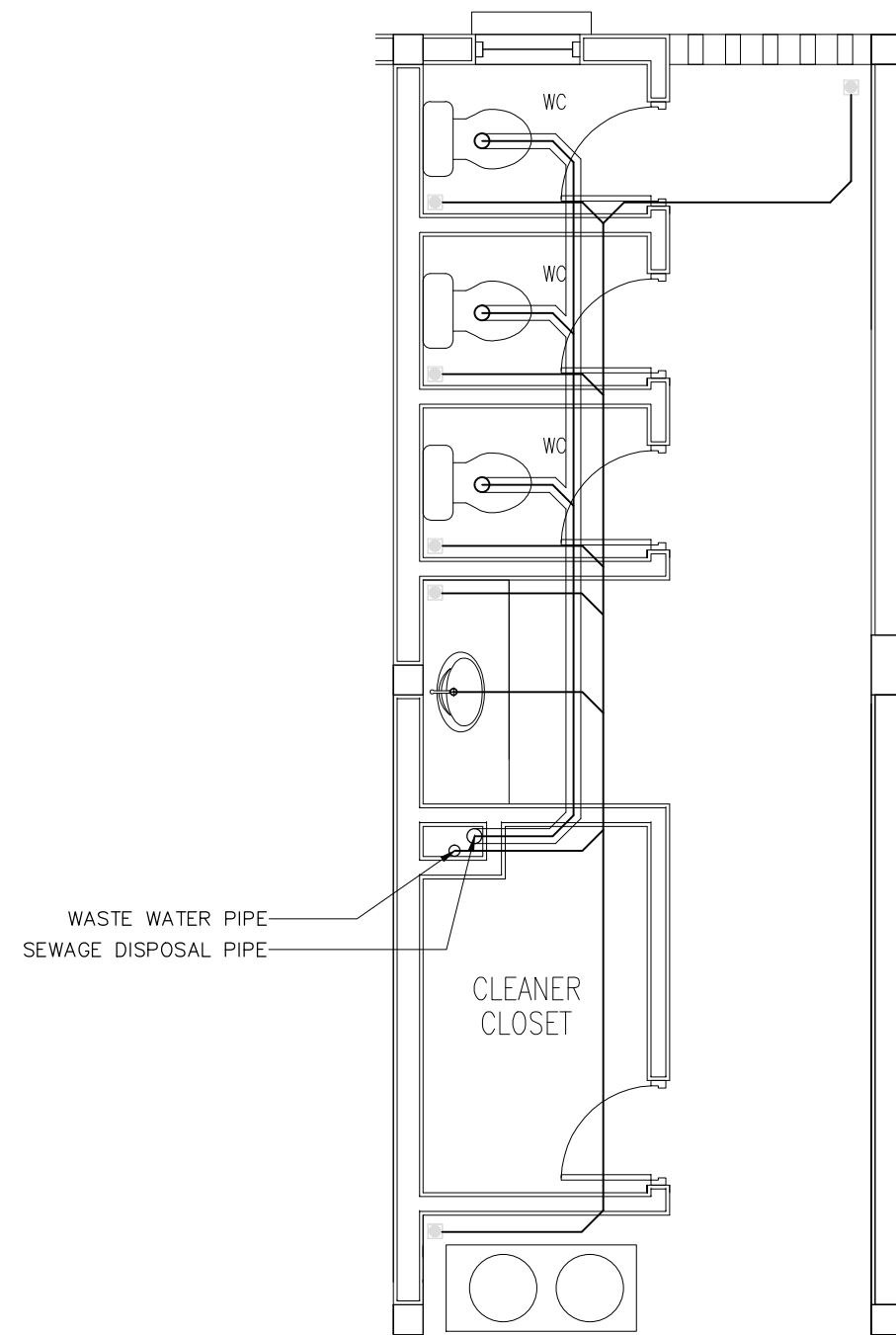


REVISION:

ARCHITECT: MOHAMED HAMEEN
ENGINEER:
SERVICES ENG:
ESTIMATOR:
DRAWN BY: ASFAN AHMED

PROJECT: PROPOSED 08 CLASS ROOM BLOCK (02 STOREY)
LOCATION: SH.FOAKIADHOO
DRAWING TITLE: AS GIVEN
CLIENT: MINISTRY OF EDUCATION
SCALE: AS GIVEN DIMENSION: MM DATE: FEBRUARY 2016

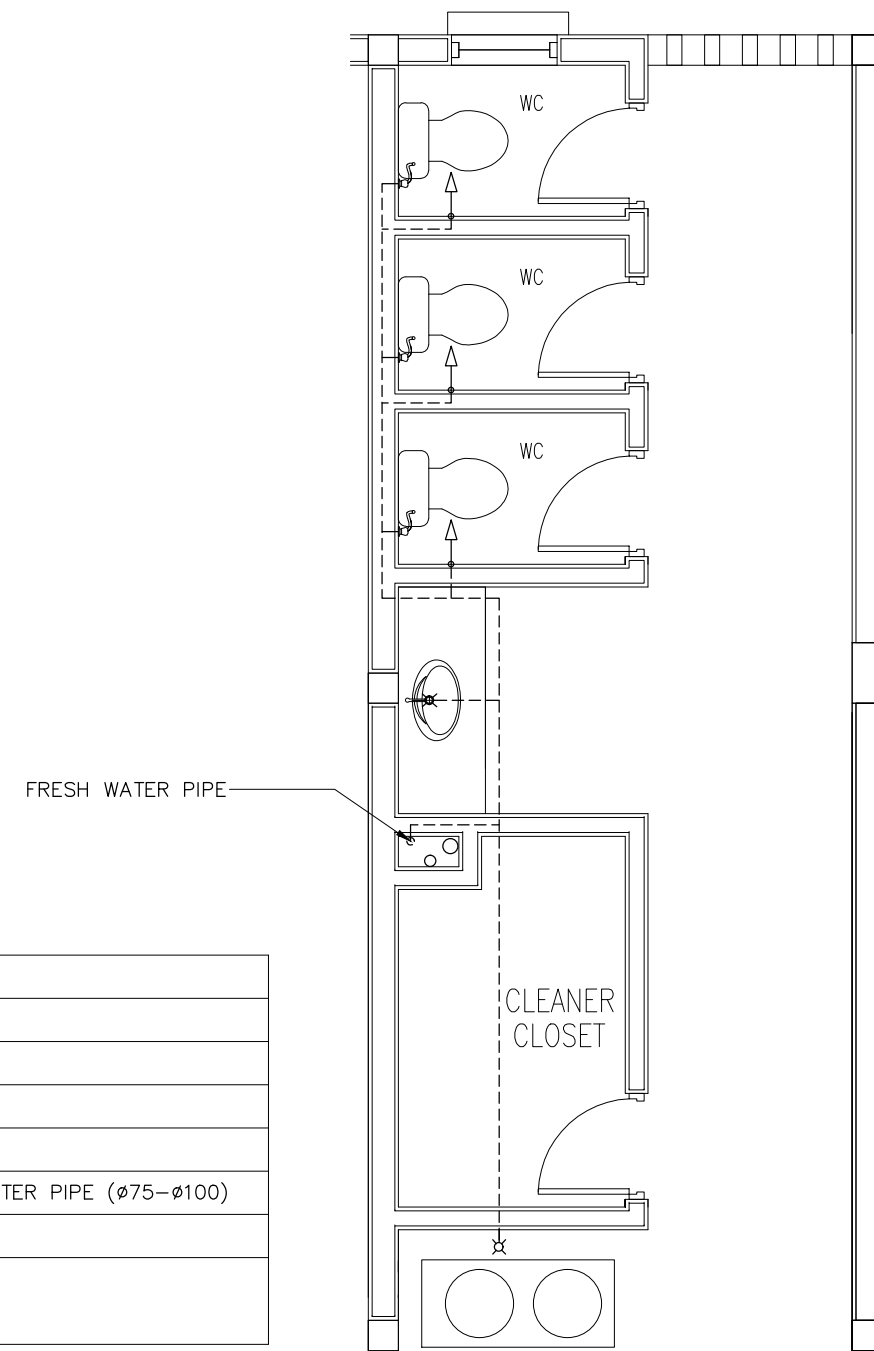
P-02
DWG NO
PROJECT NO.: 15-041



**SEWAGE AND WASTE DISPOSAL
PLAN (TOILET TYPE 1)**
SCALE 1:50

LEGEND

SYMBOL	DESCRIPTION
	TAP
	MUSLIM SHOWER
	MWSC WATER SUPPLY (ø12–ø35)
	FLOOR DRAIN
	UPVC HIGH PRESSURE WASTE WATER PIPE (ø75–ø100)
	SEWAGE DISPOSAL (ø100)
	INSPECTION CHAMBER

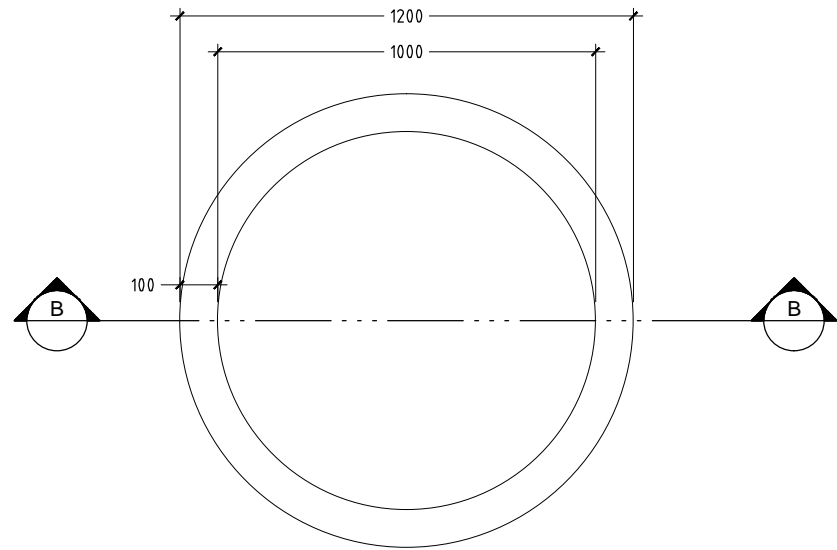


**FRESH WATER SUPPLY PLAN
(TOILET TYPE 1)**
SCALE 1:50

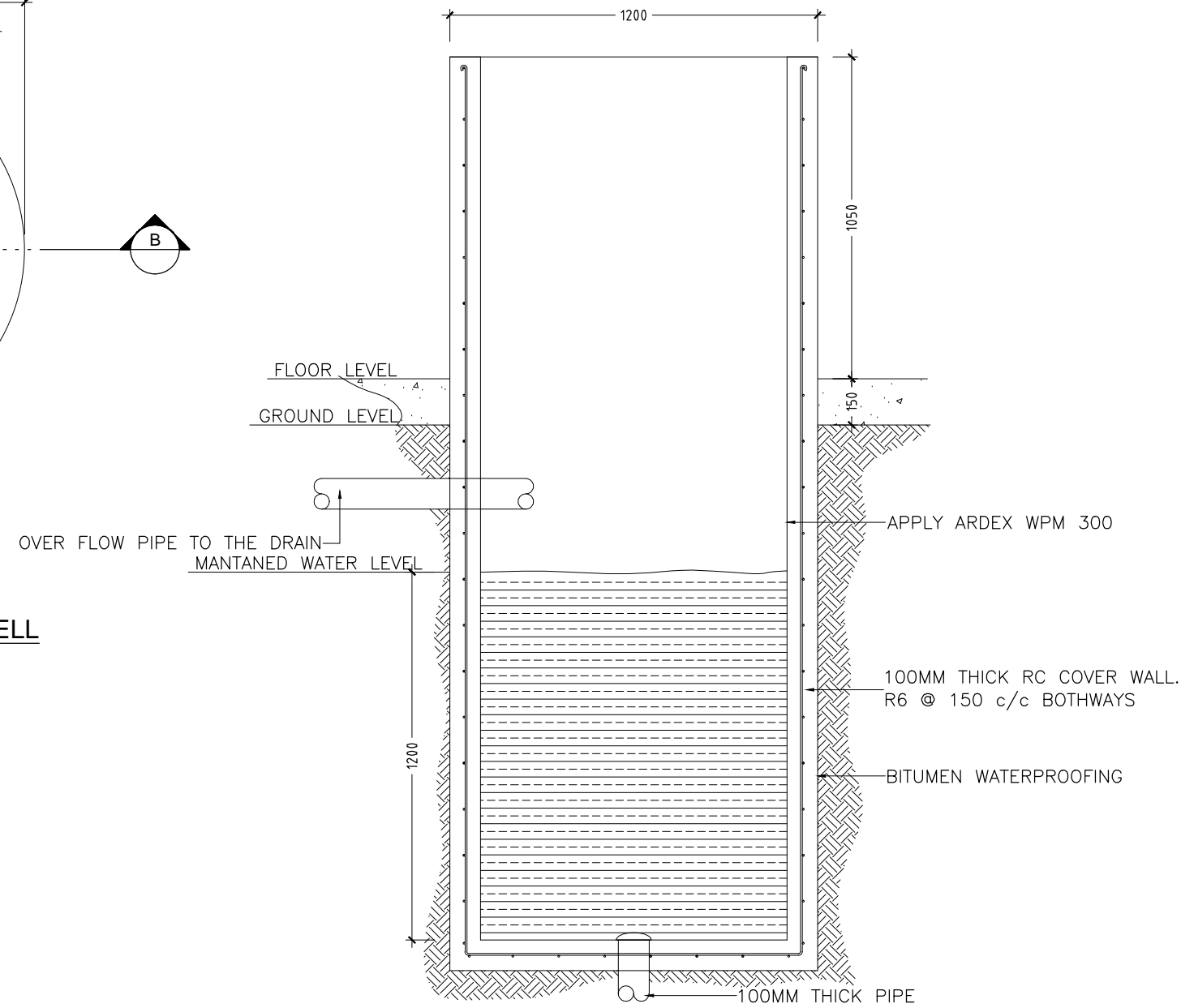
CONTRACTORS MUST
CHECK ALL
DIMENSIONS ON SITE
BEFORE STARTING
ANY WORK OR SHOP
DRAWINGS. FIGURED
DIMENSIONS TO TAKE
PRECEDENCE OVER
SCALE READINGS

ArchEng
studio
Ma Fiyajahaage, 1st floor, Male' Republic of Maldives
admin@archeng.biz

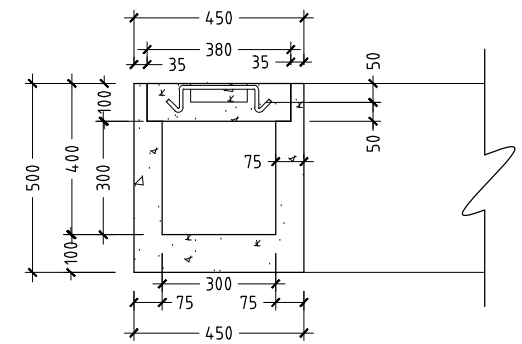
REVISION:	ARCHITECT: MOHAMED HAMEEN	PROJECT: PROPOSED 08 CLASS ROOM BLOCK (02 STOREY)	P-03
	ENGINEER:	LOCATION: SH.FOAKIADHOO	
	SERVICES ENG:	DRAWING TITLE: AS GIVEN	
	ESTIMATOR:	CLIENT: MINISTRY OF EDUCATION	
	DRAWN BY: ASFAN AHMED	SCALE: AS GIVEN DIMENSION: MM DATE: FEBRUARY 2016	
CONCEPT AND DESIGN IN THIS DRAWING ARE THE PROPERTIES OF ARCHENG STUDIO PVT LTD. UNAUTHORIZED USE OR REPRODUCTION OF PART OF THE DESIGN DRAWINGS OR CONCEPT TO USE IN OTHER PROJECTS OR SITES OTHER THAN SPECIFIED ON THIS DRAWING IS PROHIBITED			DWG NO PROJECT NO.: 15-041



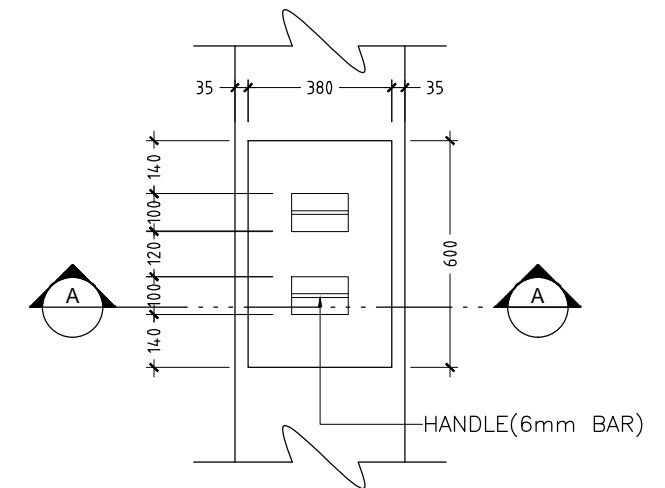
DETAIL B/ PLAN VIEW OF WELL
SCALE 1 : 20



DETAIL B/ SECTION A-A OF WELL
SCALE 1 : 20



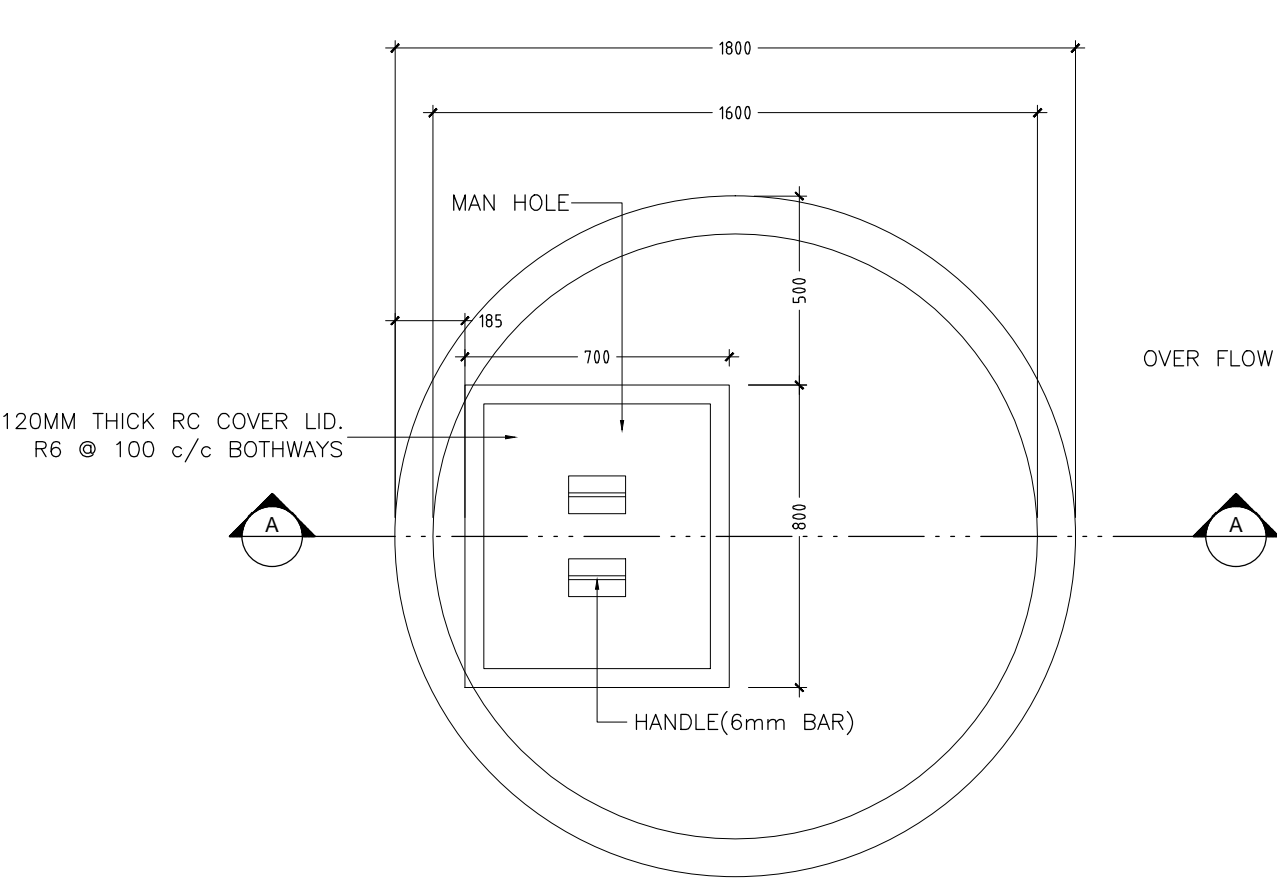
DETAIL A/ SECTION A-A
SCALE 1 : 20



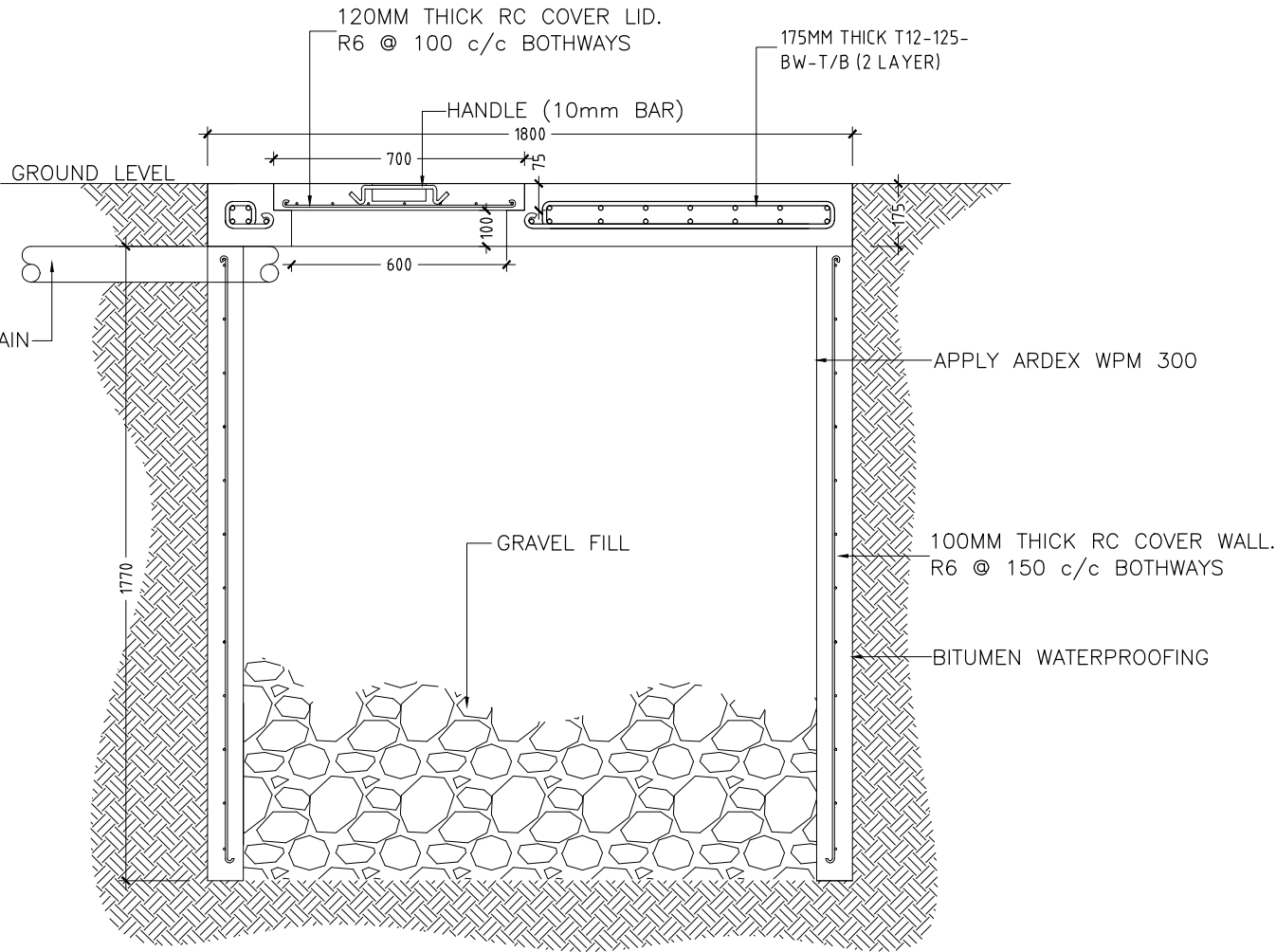
DETAIL A / PLAN VIEW OF INSPECTION POINT
SCALE 1 : 20

CONTRACTORS MUST
CHECK ALL
DIMENSIONS ON SITE
BEFORE STARTING
ANY WORK OR SHOP
DRAWINGS, FIGURED
DIMENSIONS TO TAKE
PRECEDENCE OVER
SCALE READINGS

REVISION:	ARCHITECT: MOHAMED HAMEEN	PROJECT: PROPOSED 08 CLASS ROOM BLOCK (02 STOREY)			<div>P-04</div> <div>DWG NO</div> <div>PROJECT NO.: 15-041</div>
	ENGINEER:	LOCATION: SH.FOAKIADHOO			
	SERVICES ENG:	DRAWING TITLE: AS GIVEN			
	ESTIMATOR:	CLIENT: MINISTRY OF EDUCATION			
	DRAWN BY: ASFAN AHMED	SCALE: AS GIVEN	DIMENSION: MM	DATE: FEBRUARY 2016	
CONCEPT AND DESIGN IN THIS DRAWING ARE THE PROPERTIES OF ARCHENO STUDIO PVT LTD. UNAUTHORIZED USE OR REPRODUCTION OF PART OF THE DESIGN DRAWINGS OR CONCEPT TO USE IN OTHER PROJECTS OR SITES OTHER THAN SPECIFIED ON THIS DRAWING IS PROHIBITED					



DETAIL A/ PLAN VIEW OF SOAK PIT TANK
SCALE 1 : 20



DETAIL A/ SECTION A-A OF SOAK PIT TANK
SCALE 1 : 20

CONTRACTORS MUST
CHECK ALL
DIMENSIONS ON SITE
BEFORE STARTING
ANY WORK OR SHOP
DRAWINGS. FIGURED
DIMENSIONS TO TAKE
PRECEDENCE OVER
SCALE READINGS



REVISION:	ARCHITECT: MOHAMED HAMEEN	PROJECT: PROPOSED 08 CLASS ROOM BLOCK (02 STOREY)	P-05
	ENGINEER:	LOCATION: SH.FOAKIADHOO	
	SERVICES ENG:	DRAWING TITLE: AS GIVEN	
	ESTIMATOR:	CLIENT: MINISTRY OF EDUCATION	
	DRAWN BY: ASFAN AHMED	SCALE: AS GIVEN	
CONCEPT AND DESIGN IN THIS DRAWING ARE THE PROPERTIES OF ARCHENG STUDIO PVT LTD. UNAUTHORIZED USE OR REPRODUCTION OF PART OF THE DESIGN, DRAWINGS OR CONCEPT TO USE IN OTHER PROJECTS OR SITES OTHER THAN SPECIFIED ON THIS DRAWING IS PROHIBITED			DWG NO
			PROJECT NO.: 15-041

PROPOSED 8 CLASS ROOM BLOCK AT SH.FOAKAIDHOO

(2 STOREY)

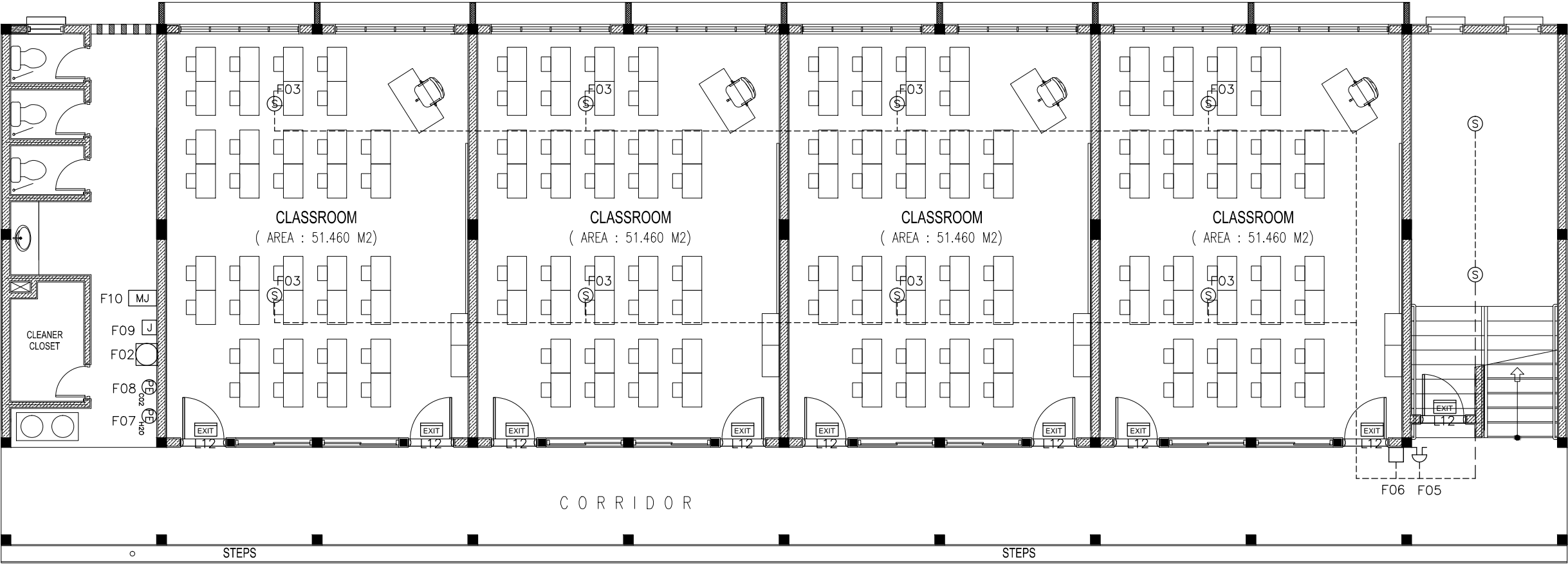
FIRE SAFETY DRAWINGS

FEBRUARY 2016

CLIENT : MINISTRY OF EDUCATION

DESIGN BY

ArchEng
s t u d i o
Ma Fiyajahaage, 1st floor, Male'. Republic of Maldives
admin@archeng.biz



LEGEND

SYMBOL	CODE	DESCRIPTION
	F00	FIRE BLANKET
	F02	BREAK GLASS MANUAL CALL POINT
	F03	SMOKE DETECTOR
	F05	FIRE ALARM BELL
	F07	PORTABLE EXTINGUISHER (H2O)
	F08	PORTABLE EXTINGUISHER (CO2)
	F12	EXIT SIGN

NOTE: ALL FIRE RESISTANT CABLES SHALL BE ENCLOSED IN PVC CONDUITE

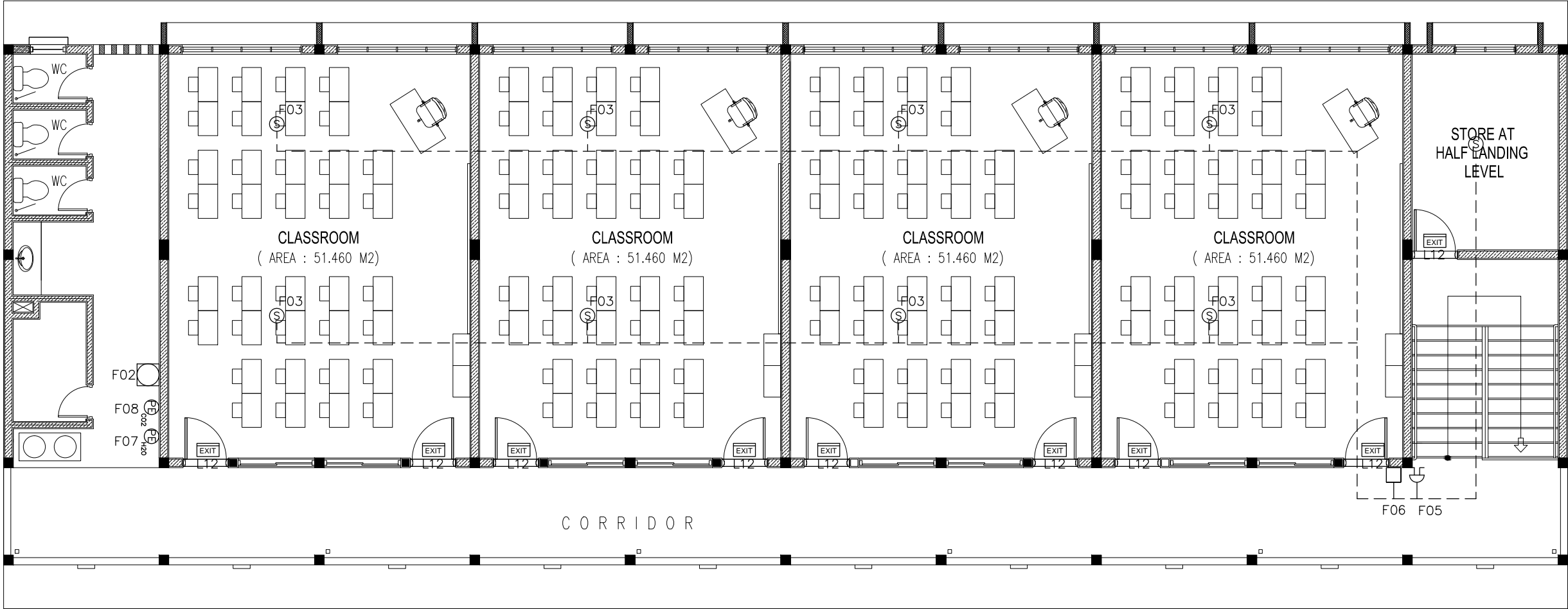
GROUND FLOOR FIRE SAFETY LAYOUT PLAN

SCALE 1:100

CONTRACTORS MUST CHECK ALL DIMENSIONS ON SITE BEFORE STARTING ANY WORK OR SHOP DRAWINGS. FIGURED DIMENSIONS TO TAKE PRECEDENCE OVER SCALE READINGS



REVISION:	ARCHITECT: MOHAMED HAMEEN	PROJECT: PROPOSED 08 CLASS ROOM BLOCK (02 STOREY)	F-01
	ENGINEER:	LOCATION: SH.FOAKIADHOO	
	SERVICES ENG:	DRAWING TITLE: AS GIVEN	
	ESTIMATOR:	CLIENT: MINISTRY OF EDUCATION	
	DRAWN BY: ASFAN AHMED	SCALE: AS GIVEN DIMENSION: MM DATE: FEBRUARY 2016	
CONCEPT AND DESIGN IN THIS DRAWING ARE THE PROPERTIES OF ARCHENG STUDIO PVT.LTD. UNAUTHORIZED USE OR REPRODUCTION OF PART OF THE DESIGN, DRAWINGS OR CONCEPT TO USE IN OTHER PROJECTS OR SITES OTHER THAN SPECIFIED ON THIS DRAWING IS PROHIBITED			DWG NO
			PROJECT NO.: 15-041



LEGEND

SYMBOL	CODE	DESCRIPTION
	F00	FIRE BLANKET
	F02	BREAK GLASS MANUAL CALL POINT
	F03	SMOKE DETECTOR
	F05	FIRE ALARM BELL
	F07	PORTABLE EXTINGUISHER (H2O)
	F08	PORTABLE EXTINGUISHER (CO2)
	F09	JUNCTION BOX
	F10	CONVENTIONAL FIRE ALARM PANEL
	L12	EXIT SIGN

NOTE: ALL FIRE RESISTANT CABLES SHALL BE ENCLOSED IN PVC CONDUITE

CONTRACTORS MUST CHECK ALL DIMENSIONS ON SITE BEFORE STARTING ANY WORK OR SHOP DRAWINGS FIGURED DIMENSIONS TO TAKE PRECEDENCE OVER SCALE READINGS



1ST FLOOR FIRE SAFETY LAYOUT PLAN
SCALE 1:100

REVISION:	ARCHITECT: MOHAMED HAMEEN	PROJECT: PROPOSED 08 CLASS ROOM BLOCK (02 STOREY)	F-02
	ENGINEER:	LOCATION: SH.FOAKIADHOO	
	SERVICES ENG:	DRAWING TITLE: AS GIVEN	
	ESTIMATOR:	CLIENT: MINISTRY OF EDUCATION	
	DRAWN BY: ASFAN AHMED	SCALE: AS GIVEN	
CONCEPT AND DESIGN IN THIS DRAWING ARE THE PROPERTIES OF ARCHENG STUDIO PVT LTD. UNAUTHORIZED USE OR REPRODUCTION OF PART OF THE DESIGN,DRAWINGS OR CONCEPT TO USE IN OTHER PROJECTS OR SITES OTHER THAN SPECIFIED ON THIS DRAWING IS PROHIBITED			DWG NO
			PROJECT NO.: 15-041