



Ministry of Finance



Government Budget



Abbreviations

ADB	Asian Development Bank
ADFD	Abu Dhabi Fund for Development
AIA	Addu International Airport Private Limited
ASPIRE	Accelerating Renewable Energy Integration and Sustainable Energy
COP	Conference of the Parties
FDC	Fahi Dhiriulhun Corporation Limited
FOB	Free on Board
GDP	Gross Domestic Product
GGST	General Goods and Services Tax
GRT	Green Tax
GST	Goods and Services Tax
HDC	Housing Development Corporation Limited
HS	Harmonized System
IMF	International Monetary Fund
INDC	Intended Nationally Determined Contribution
IPP	Independent Power Producer
KPI	Key Performance Indicator
MBS	Maldives Bureau of Statistics
MFDA	Maldives Food and Drug Authority
MFMC	Maldives Fund Management Corporation Limited
MIRA	Maldives Inland Revenue Authority
MMA	Maldives Monetary Authority
MPAO	Maldives Pension Administration Office
MRPS	Maldives Retirement Pension Scheme
MW	MegaWatt
MWh	MegaWatt Hour

NDC	Nationally Determined Contribution
NPI	New Policy Initiative
OECD	Organization for Economic Cooperation and Development
OPEC	Organization of the Petroleum Exporting Countries
POLCO	Police Co-operative
PPA	Power Purchase Agreement
PPP	Public-Private Partnership
PSIP	Public Sector Investment Programme
PSM	Public Service Media
RDC	Road Development Corporation
RTL	Raajje' Transport Link
SDF	Sovereign Development Fund
SDFC	SME Development Finance Corporation Private Limited
SIFCO	Sifainge Co-operative
SOE	State Owned Enterprise
STELCO	State Electric Company Limited
STO	State Trading Organization Plc
SUT	Supply and Use Table
TGST	Tourism Goods and Services Tax
UNDP	United Nations Development Programme
USAID	United States Agency for International Development

Executive Summary

Fiscal Policy and Budget Aims

The primary goal of the 2024 budget is to alleviate the heightened fiscal constraints resulting from the government's COVID-19 response measures and ensure both fiscal stability and sustainable debt management. Simultaneously, the budget aims to create the necessary financial leeway to fulfill the commitments made by the new administration and implement its policies. The budget has been prepared based on specific objectives which align with the targets delineated in the Fiscal Strategy 2026. However, it is probable that the primary deficit and fiscal targets related to debt will not be met in 2023 and 2024. This shortfall is attributed to the delayed execution of expenditure-related fiscal reforms initially proposed for 2023 and an increase in public expenditure surpassing previous estimates.

The 2024 budget targets are:

- To ensure fiscal and debt sustainability;
- To manage debt in the medium term and execute the measures for debt repayment;
- To reduce macro-fiscal volatility by mitigating the risks arising from external shocks;
- To increase government revenue by broadening the tax base and enhancing revenue from domestic consumption;
- To restructure the social security system with emphasis on improving its efficiency by undertaking measures to ensure that the benefits flow to the vulnerable groups as intended.
- To diversify the economy and improve economic sustainability.
- To improve living standards.

To attain fiscal and debt sustainability, adherence to the fiscal anchors outlined in the fiscal strategy is imperative.

The reform measures embedded within the budget represent strides toward this objective in the medium term. Nevertheless, expedited actions are necessary to promptly secure fiscal and debt sustainability while effectively addressing fiscal constraints. The budget envisages substantial cost-cutting initiatives, encompassing a targeted subsidy mechanism, pruning welfare expenditure, bolstering the governance of state owned enterprises (SOEs), and conducting a comprehensive review of Aasandha.

Macroeconomic Outlook

The projected growth for the economy in 2024 stands at 5.5 percent, marking the first year since 2020 that the economy is foreseen to fall below the long-term average trend. Similar to previous years, sectors such as tourism,

transportation, and communications are poised to be the primary contributors to the country's economic growth in the forthcoming year. However, the growth in tourist arrivals from European countries is forecasted to diminish compared to previous years, with expectations indicating a lower GDP growth for the sector in 2024 compared to the substantial growth observed over the past two years. Contrarily, the 2023 economic forecast for the sector has been revised upwards to 8.7 percent, surpassing the long-term average. This increase is attributed to various factors, including the completion of the new airport terminal and the projected expansion in the tourism industry. Consequently, the economy is anticipated to sustain an average growth rate of 6.7 percent in the medium term, facilitated by the progressive developments in the tourism sector and the operation of the new airport terminal.

In 2024, we anticipate an upsurge in both arrivals and bed nights, primarily driven by an expected increase in arrivals from various markets, notably the Chinese market. Moreover, despite the projected decline in arrivals from European markets compared to previous years, by 2024, Maldives is forecasted to welcome over 2 million tourists for the first time. Anticipated statistics reveal a forecasted increase of 7.9 percent in tourist arrivals and a 7.0 percent rise in bed nights compared to the preceding year. These upward trends are expected to persist in the medium term, bolstered by the forthcoming inauguration of the new terminal at Velana International Airport in 2025. This expansion will substantially augment the airport's capacity, facilitating a continual increase in both tourist arrivals and bed nights in the foreseeable future.

The projected changes in subsidy policy for 2024 are estimated to escalate inflation to 3.9 percent in the upcoming year. However, in the absence of these policy adjustments, the inflation rate is forecasted to remain at a modest 1.0 percent. Consequently, while 2024 is anticipated to witness the highest prices since 2013, by the end of the year, it is expected that official reserves will stand at approximately USD 605.7 million.

Government Revenue and Expenditure

With the anticipated economic growth, particularly within the thriving tourism sector, the government's revenue and grants are forecasted to witness a 3.4 percent increase by 2024 compared to 2023. In 2024, it is projected that the government will accumulate MVR 33,547.0 million in revenue and grants. Furthermore, total revenues and grants for 2023 are predicted to surpass the estimates outlined in the approved budget for the year. This upturn is attributed to the anticipation of higher tax revenues, surpassing initial estimations. Similarly, buoyed by sustained economic expansion, government revenue and grants are expected to demonstrate a continuous upward trajectory in the medium term.

The approved budget for 2024 stands at MVR 49,855.8 million. Out of this allocation, MVR 47,662.7 million is earmarked for expenditure, while MVR 2,202.4 million is allocated for debt repayment. Beyond the government's outlined projects and the anticipated rise in recurrent expenses, the government's budget is projected to grow by an average of 7.1 percent annually in the medium term. Moreover, total government spending is forecasted to increase by 1.0 percent in 2024 compared to 2023, despite planned implementations of key cost-cutting measures in the upcoming year. Among these measures, a significant policy entails a comprehensive review of existing indirect subsidies, intending to introduce a targeted subsidy system that ensures support is directed to those most in need.

Approximately 70.0 percent, totaling MVR 34,875.9 million, of the budget is allocated for recurrent expenditure. The predominant share of recurrent expenses is apportioned to employee salaries, subsidies, and grants. Anticipated figures indicate that recurrent expenditure within the 2024 budget is poised to escalate by 7.5 percent in contrast to the figures observed in 2023.

In the 2024 budget, capital expenditures comprise 30.0 percent of the total allocation. Specifically, MVR 8,914.2 million, constituting 17.9 percent of the budget, is allocated to the Public Sector Investment Projects (PSIP). This allocation encompasses all ongoing projects outlined in the budget, as well as those proposed by the transitional new administration.

Given the escalation in government debt, the expenditure for servicing the debt (including interest and principal repayment) has surged. The projected allocation within the 2024 budget for debt servicing amounts to MVR 7,446.5 million, with MVR 5,244.0 million earmarked for interest expenses alone. Furthermore, heightened foreign currency debt repayments have amplified the risks associated with refinancing. In response, the medium-term budget is structured to mitigate and alleviate this burden, aiming to reduce these financial strains.

Deficit, Financing and Debt

The implementation of planned cost-cutting measures in 2024 is expected to lead to a gradual reduction in the budget deficit to approximately 12.3 percent of GDP. However, in 2023, despite the rise in revenue, the overall deficit as a percentage of GDP is projected to persist at 13.8 percent. This is attributed to escalated expenditure on subsidies, Aasanda, and the PSIP projects. Likewise, the primary deficit, as a percentage of GDP, is estimated to stand at 7.7 percent in the upcoming year. To align with the fiscal strategy's set goals, efforts are aimed at reducing the ratio to below 5.0 percent by 2026.

The projected budget for 2024 is estimated to require MVR 17,537.4 million in financing, with 70.5 percent anticipated to originate from foreign entities. Foreseen adjustments suggest that the 2023 deficit will surpass initial estimates, resulting in a financing requirement 66.0 percent higher than the current year's budget. As we anticipate relatively heightened debt repayment costs in 2025 and 2026, the medium-term demand for financing is expected to remain significantly substantial.

In 2024, the expected increase in direct debt is forecasted to surpass the decrease in guaranteed debt, leading to a rise in the total debt to GDP ratio to 114.6 percent. Consequently, it is unlikely that the fiscal anchor aimed at achieving a continuous reduction in the total debt as a percentage of GDP will be attained in the forthcoming year. However, a progressive decline in the ratio is anticipated in the medium term, with projections indicating a decrease to 107.6 percent by the conclusion of 2026.

Contents

Economic Condition and Outlook	1
1. Introduction	2
2. Global Economic Conditions and Outlook	3
3. Domestic Economic Conditions and Outlook	4
Fiscal Policy	13
1. Introduction	13
2. Medium-Term Fiscal Strategy	13
3. Budget 2024	14
Government Revenue	22
1. Introduction	22
2. Revenue and Grants 2023	24
3. Revenue and Grants 2024	24
Government Expenditure	34
1. Introduction	34
2. Budget 2023	35
3. Budget 2024	36
4. Major Components of the Budget	38
Deficit, Financing and Debt	52
1. Introduction	52
2. Budget Deficit	53
3. Budget Financing	54
4. Public Debt	56
Fiscal Risks	60
1. Introduction	60
2. Revenue Risks	60
3. Expenditure Risks	63
4. Debt and Financing Risks	66

Information Boxes **70**

1. Taxpayer Perception Survey	70
2. Tourism Industry and Government Revenue	72
3. Tax Expenditure	76
4. Milestones Achieved in Program Based Budgeting	83
5. Pooled Procurement of Medicines	87
6. Council Block Grants	90
7. Impact of Renewable Energy on Fiscal Space	93

Approved Budget and GFS Tables **97**

2.1 Public Fund Summary	98
2.2 Budget Summary and Financing	99
2.3 Budget Summary - GFS 2014	101
2.4 Approved Budget 2024	102

Government Receipts **104**

3.1 Total Revenue and Grants	105
3.2 Total Revenue by Office	111
3.3 Grants by Donor	119
3.4 Loans by Donor	121

Government Expenses **122**

4.1 Economic Classification of Government Budget	123
4.2 Functional Classification of Government Expenditures	128
4.3 Program Budgets of AGAs	132
4.4 Recurrent-Capital Expenditure by Office 2024	141
4.5 Total Budget by AGA	153
4.6 Details of Special Budget	166
4.7 Details of Pension Budget	172
4.8 New Policy Initiatives	174

Public Sector Investment Program **175**

5.1 Functional Classification of PSIP	176
5.2 PSIP by Island	178
5.3 Other Projects	245

1

Economic and Fiscal Outlook



Economic Condition and Outlook

Summary

- The nominal GDP of the Maldives has surpassed MVR 100 billion in 2023 and real GDP is estimated to register a growth of 8.7 percent in 2023. In 2024, real GDP is expected to grow by 5.5 percent and by 6.7 percent on average in the medium term.
- In 2024, tourist arrivals is expected to surpass 2 million for the first time, and bed nights is estimated to reach 14.3 million.
- With the implementation of policy reforms proposed to the existing subsidy framework, the inflation rate in 2024 is expected to be at 3.9 percent. If these reforms are not implemented, inflation rate is expected to be at 1.0 percent.
- Although the current account deficit is estimated to widen in 2023, as imports are expected to increase far greater than the receipts from the tourism sector, the current account deficit is expected to decrease in 2024. Further, it is estimated that official reserve assets will stand at USD 605.7 million by the end of 2024.

1. Introduction

One of the most important parameters considered in the formulation of the budget is the expected developments to global and domestic economic conditions. Economic growth, alongside commodity prices, the labor market, balance of payments, and the growth of industries, are key elements that shape the budget aim. These elements influence revenues, expenditures, and financing of the government budget. Likewise, the federal interest rates of different

countries and the developments in the domestic financial sector are key factors that influence the financing plan for the budget.

This chapter delves into the economic situation for the year 2023 and the medium-term economic outlook. World economic analysis is done using economic forecasts of the International Monetary Fund (IMF). Data from the Maldives Bureau of Statistics (MBS) have been used in reviewing the economic developments as at 2022. The economic forecasts for 2023 and the medium-term are estimates

prepared by the Ministry of Finance and the Maldives Monetary Authority (MMA). In the formulation of fiscal policy post-pandemic, economic forecasts were estimated for three scenarios to reflect the global and domestic economic uncertainties. These scenarios include a worst case, and a best case in addition to the baseline scenario. However, with the end of the pandemic and economic conditions resuming to normal, forecasts were produced only for baseline scenario. It is noteworthy that the Maldives Bureau of Statistics (MBS) rebased GDP to the year 2019, hence, the GDP estimates provided in this document may vary compared to previously published budget documents. The 2019 rebased GDP forecasts have been used in estimating the current year's economic forecasts, along with medium-term projections.

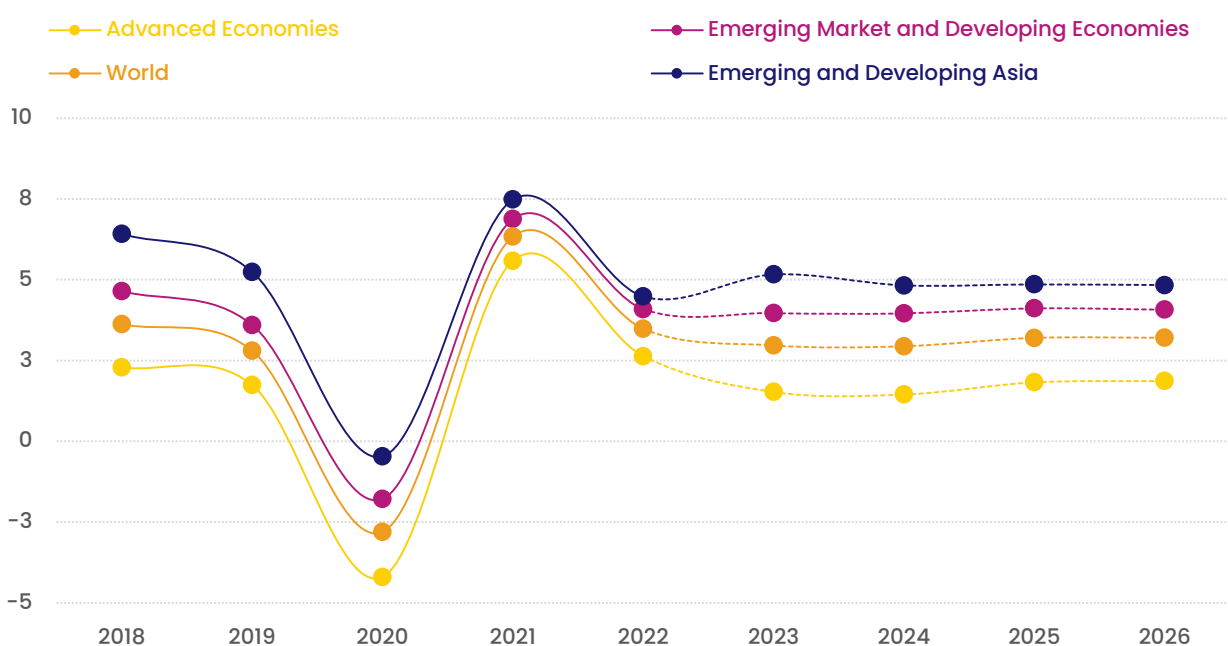
This chapter will first look into the global economic condition and outlook, followed by an overview of the Maldives' economic condition and its outlook.

2. Global economic conditions and outlook

Following a slow recovery from the Covid-19 pandemic, global economic growth is expected to be at 3.5 percent in 2022. According to IMF's October 2023 estimates, the world economic growth is expected to slow down to 3.0 percent in 2023 followed by a growth of 2.9 percent in 2024. While the IMF medium-term estimates for global economic growth indicate an average of 3.1 percent, this growth is well below the pre-pandemic 20-year average. (Chart 1.1)

One of the main reasons for the slow global economic growth in 2024 is the significant slowdown of the European economy. Europe economy is expected to grow at 0.7 percent in 2023. Among the reason for the slow growth in the Europe are, prolonging and escalation of the Russia-Ukraine war, increase barriers to external trade post-pandemic, and challenges

Chart 1.1: Global growth
Percentage



Source: International Monetary Fund

to the economy resulting from interest rate hikes by central to curb the high inflation rates. However, other developed economies are expected to grow at 1.8 percent this year. With regard to developing economies, the IMF expects Asian developing economies to grow at 5.2 percent this year. This is mainly due to China easing COVID-19 restrictions and having opened its economy earlier this year.

The growth of the tourism sector, which is the largest contributor to the economic growth of the Maldivian economy, is affected by global economic growth, and the European economy in particular. Economic growth of Russia (one of the largest source market of tourism in Maldives) is expected to slow down in the medium-term due to the Russia-Ukraine war. At the same time, the IMF anticipates that the risks to China's real estate market is likely to cause a slow-down of economic growth in China in the medium-term.

The contractionary monetary policies implemented by central banks (such as raising interest rates) to

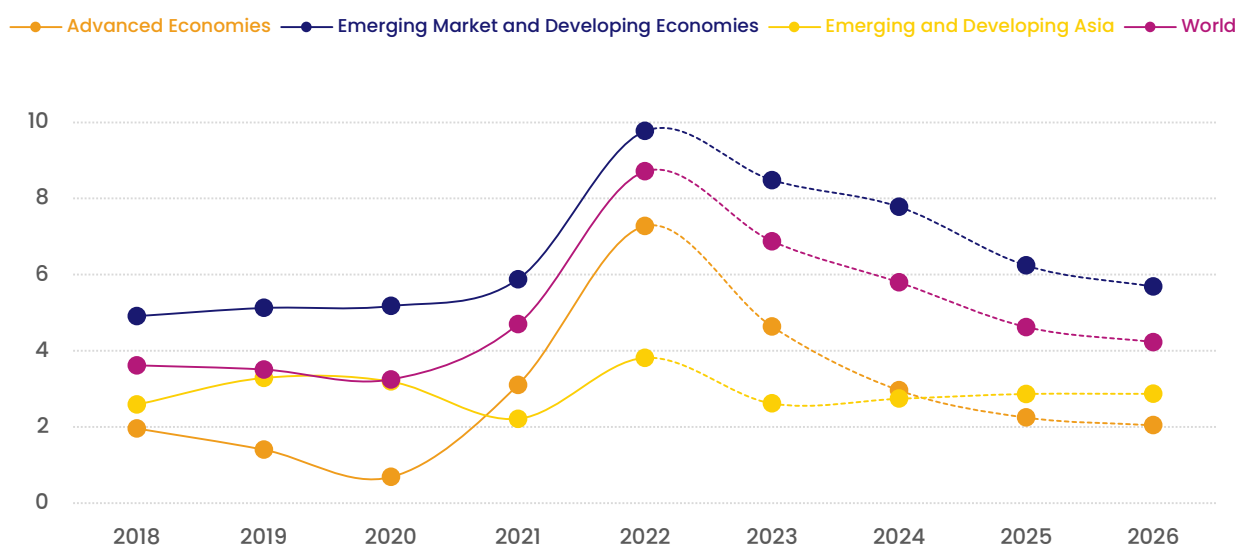
control inflation is expected to lower the inflation rate to 6.9 percent in 2023, after hike in global inflation rate to 8.7 percent in 2022 due to the rise in global commodity prices. The IMF also estimates inflation rate to come down to 5.8 percent in 2024. One of the main reasons for the lower inflation rate is the low oil price forecast for this year and next year compared to 2022. With the slowdown in growth of inflation, the IMF expects easing of monetary tightening policies such as increasing the interest rate or policy rate that were implemented by central banks since last year. (Chart 1.2)

3. Domestic economic conditions and outlook

3.1 GDP

After recovering from economic recession of Covid-19 pandemic, the economy grew by 13.9 percent in 2022 and the economy has surpassed pre-pandemic

Chart 1.2: Global inflation
Percentage



Source: International Monetary Fund

levels by the end of the year. In 2023, the economic growth is forecasted to be 8.7 percent and this growth including the growth of last year is higher than the long-run average growth. The construction and real estate sector are expected to grow at a faster pace, as these sectors are on a recovery path after a sluggish growth in the past two years. These sectors are also the largest contributor to economic growth in 2023.

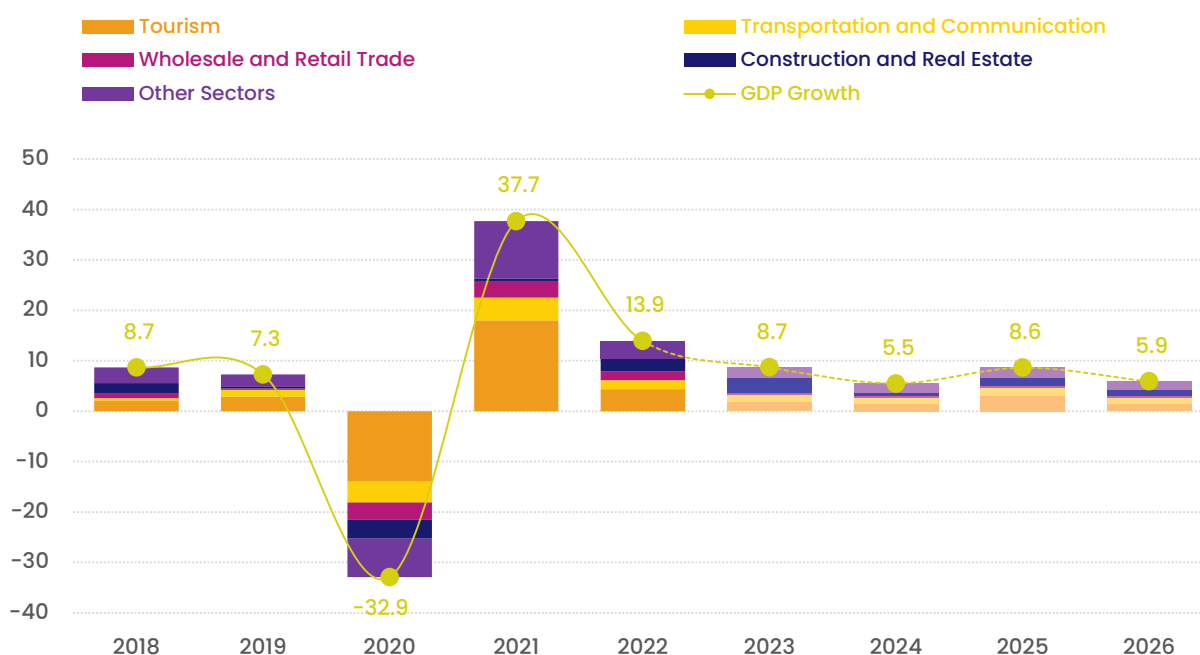
Growth is expected to slow down in 2024 as compared to 2023. Revised estimates show that the country's economy is expected to grow at 5.5 percent in 2024, and hence this will be the first time when annual growth has been lower than long-run average growth after the Covid-19 pandemic. As elaborated in section 3.2, this is mainly due to the decline in tourist arrivals from Europe, and with the slowdown of the European economic growth, European arrivals are unlikely to grow at similar pace as the past two years. The growth in tourism, and transportation and communication

sectors are expected to contribute the most to the growth of the economy in 2024.

Despite the slowdown in economic growth in 2024 as compared to the last two years, the completion and operationalization of the new terminal at Velana International Airport is expected to accelerate the country's real GDP growth in 2025 to 8.6 percent. The operationalization of new terminal is expected to play a major role in the growth of the economy in 2025, as the new airport terminal will accommodate more flights to the airport, which will thus increase tourist arrivals and increase the growth of tourism and tourism-related sectors. With this growth, the economy is expected to grow at an annual average of 6.7 percent in the medium term. Chart 1.3 shows contribution to growth by different sectors for the years 2018 to 2026.

The nominal GDP for the year 2024 expected to be MVR 114.6 billion with an increase of 7.8 percent over

Chart 1.3: Sectoral contribution to domestic growth
Percentage



Source: Ministry of Finance, Maldives Monetary Authority, Maldives Bureau of Statistics

2023. With GDP deflator (average price of goods and services produced within the economy) rising by an average of 3.0 percent per annum, the growth rate of nominal GDP is higher than the real GDP growth rate. In 2023 and 2024, GDP deflator is estimated to grow at an average of 2.6 percent per annum. Nominal GDP, which is the value of all goods and services produced in the economy at the price of that year, nominal GDP is used to estimate revenue, expenditure, and debt as a percentage of GDP.

As shown in Table 1.1, IMF and World Bank estimates also forecast that the country's economy will grow in the current year and medium-term. However, the expected realization of economic growth resulting from completion of the airport projects is lower in the growth forecasts of international organization compared to national forecasts. This difference is mainly due to differences in the assumptions of impact of global economic risks on Maldives' economy.

3.2 Tourism

In 2022, the tourism sector's value added has reached pre-pandemic levels. Although total tourist arrivals in 2022 was slightly lower than in 2019, the total bed nights and the average price of tourism services

was higher compared to pre-pandemic levels, resulting in faster-than-expected recovery of the sector. In addition, the Russia-Ukraine war, which began in 2022, led to a decline in Russian tourist arrivals at the beginning of the year, but the number of Russian tourists increased in the last quarter of 2022 compared to the same period in the previous year. The number of tourists from Europe and India in 2022 has also increased compared to the previous year. The average duration of stay in the Maldives by European tourists is significantly higher than that of tourists from other countries. Moreover, a research of Ministry of Finance shows that the demand for high-end tourist establishments has increased after the Covid-19 pandemic leading to a rise in the average price of services of the tourism sector. It is noteworthy that a high level of growth tourism sector was sustained in 2022 without the resumption of Chinese market, which is the largest tourist source market prior to the pandemic.

In 2023, tourist arrivals is expected to reach a record high, with an estimated 1.87 million arrivals by the end of this year. Likewise, tourism bed nights are expected to be at 13.4 million, which is an increase of 9.1 percent compared to the previous year. Hence, the tourism sector is expected to grow by 8.7 percent in 2023. The Chinese market is expected to play a

Table 1.1: GDP growth Forecasts
Percentage

	Maldivian Authorities		IMF	World Bank
	Fiscal Strategy	Budget 2024	October 2023	October 2023
2023	9.4	8.7	8.1	6.5
2024	6.0	5.5	5.0	5.2
2025	8.5	8.6	6.5	5.5
2026	5.9	5.9	5.9	–

Source: Ministry of Finance, Maldives Monetary Authority, International Monetary Fund, World Bank

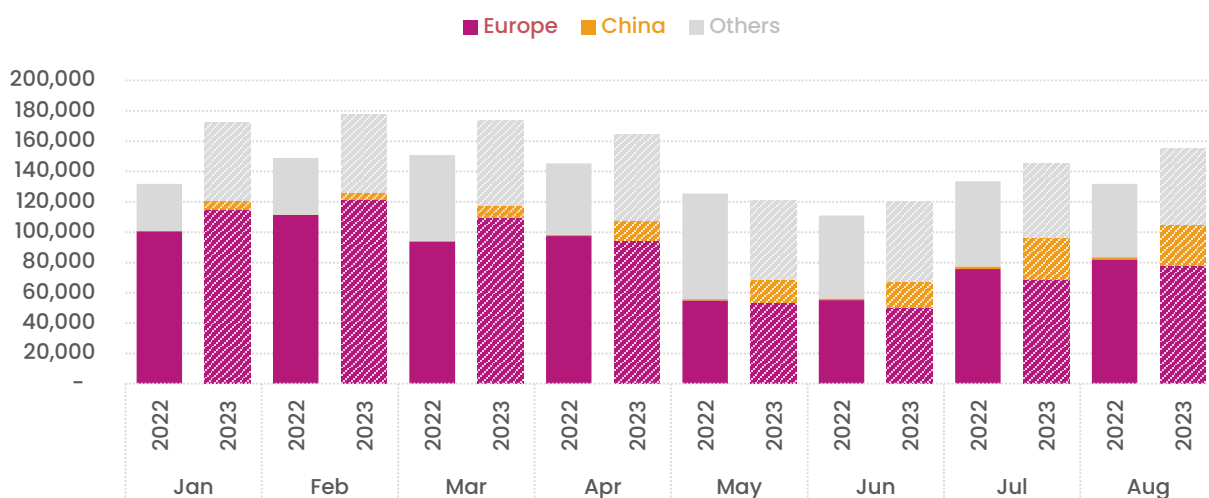
major role in the increase in tourist arrivals this year. Chinese tourist arrivals have started to increase with recommencement of scheduled flights from China in January 2023. While Chinese tourists accounted for 3.4 percent of the total tourist arrivals in January, as of August this year, 17.7 percent of total tourist arrivals to Maldives were from China. The Chinese market is expected to grow further in the year since, as of August 2023, three airlines have started flights to Maldives from China, increasing direct flights from China this year. In contrast, after the first quarter of 2023, the number of European tourists declined compared to the previous year. This decline is likely to be due to a decrease in scheduled flights in Europe during the off-peak period and an increase in competition from other similar destinations competing with the Maldives. As seen in Chart 1.4, except for the month of May, all months in 2023 registered a month on month increase in the total number of tourist arrivals. Even though there was a decline in arrivals from Europe and other countries, the decline was

In 2024, the number of tourists visiting the Maldives is expected to cross the 2 million mark for the first

time. Bed nights are expected to grow by 7.0 percent compared to 2023. As a result, the tourism sector is expected to grow at 6.6 percent next year. This growth is the lowest estimated growth in the tourism sector since 2016 (except in 2020). While the sector has been growing at a rapid pace since 2021 during recovery from the slump caused by the Covid-19 pandemic, the sector is expected to have returned to normal conditions from next year onwards. In addition, due to the lower-than-expected realization of tourist arrivals from European markets from second quarter of 2023, it is unlikely that European market will sustain the previously estimated fast paced growth in the next year. Nevertheless, with three more airlines scheduled to start direct flight from China in February 2024, the number of Chinese tourists is expected to continue to increase in the coming year.

With the new terminal of Velana International Airport becoming operational by 2025 and the subsequent increase in airport's capacity, the growth rate of tourist arrivals in the medium term is expected be double of average growth rates. With this development, the tourist arrivals is forecasted to increase to more than

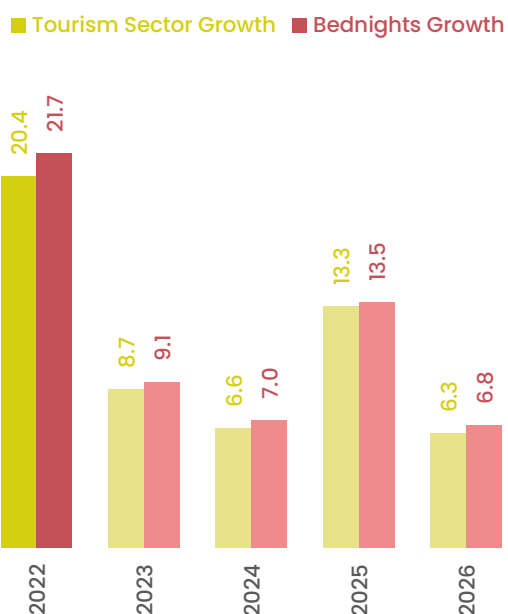
Chart 1.4: Tourist Arrivals from Europe and China



Source: Ministry of Tourism

Chart 1.5: Growth of bednights and the tourism sector

Percentage



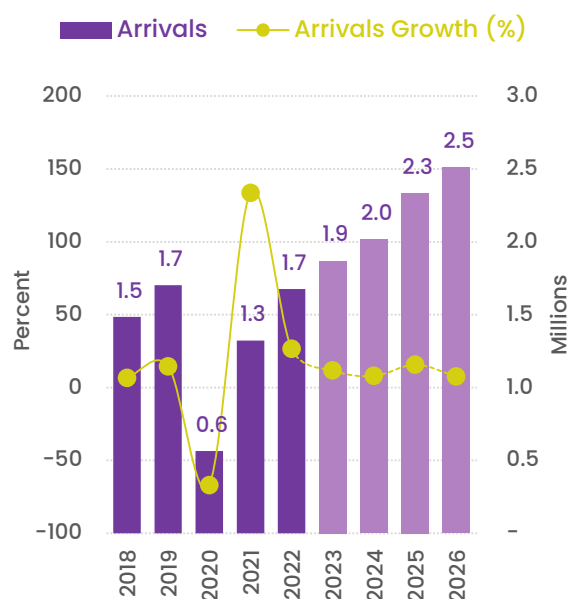
Source: Ministry of Tourism, Maldives Monetary Authority

2.5 million in 2026. As seen in Charts 1.5 and 1.6, as tourist arrivals continue to grow over the medium-term, the tourism sector is expected to grow in line with the growth rate of tourist bed nights in the medium term.

3.3 Construction and real estate sector

Unlike other industries, the growth of the construction and real estate sector has been slow to recover to pre-pandemic levels. While other industries grew faster than previously estimated and significantly recovered in 2021, these sectors grew marginally in the same period. However, the sector grew at a faster pace than previous years in 2022, evident by the increase in imports of building materials (wood, metal and cement). Furthermore, the disruption to global supply caused by Covid-19 pandemic eased

Chart 1.6: Tourist Arrivals



Source: Ministry of Tourism, Maldives Monetary Authority

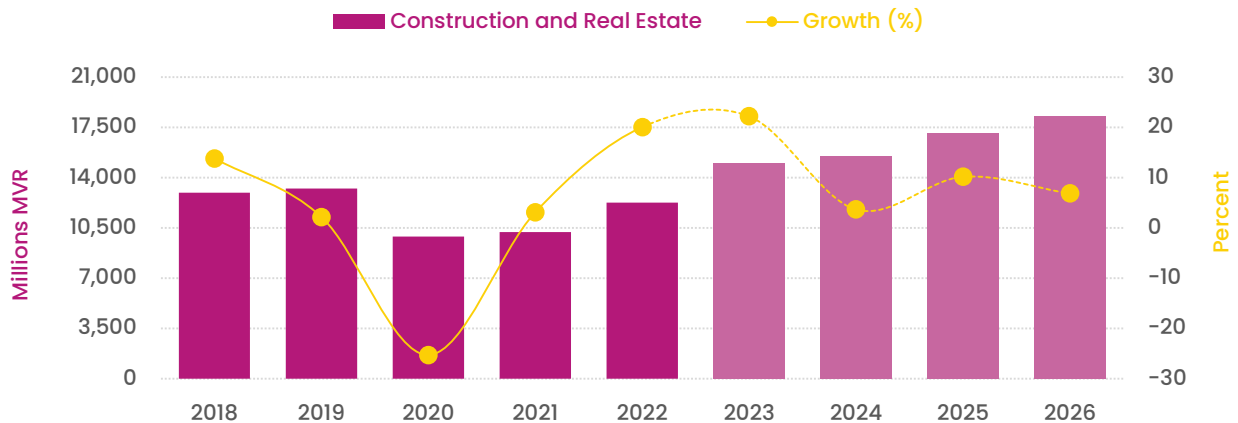
during 2022. Thus, these sectors are expected to grow at a comparatively fast pace in 2023 as well.

While imports of construction materials in the first quarter of 2023 were lower than the corresponding quarter of the previous year, imports increased by 14.7 percent as at July 2023 compared to the same period last year. The construction and real estate sector are expected to grow at 22.2 percent in 2023 with an increase in expenditure on PSIP as well as private sector developments. These sectors are the largest contributor to economic growth in 2023.

As these sectors are expected to return to normal conditions in 2024, the year-on-year growth in the sector is expected to slow down in the medium-term. One of the main reasons for slower growth of 3.7 percent in 2024 is the estimated decline in expenditure of PSIP in 2024 compared to the previous year. In the medium-term, the sectors are expected to grow at an average of 6.9 percent per annum. (Chart 1.7)

Chart 1.7: Value added of construction sector

In MVR millions, unless stated otherwise



Source: Ministry of Finance, Maldives Bureau of Statistics, Maldives Monetary Authority

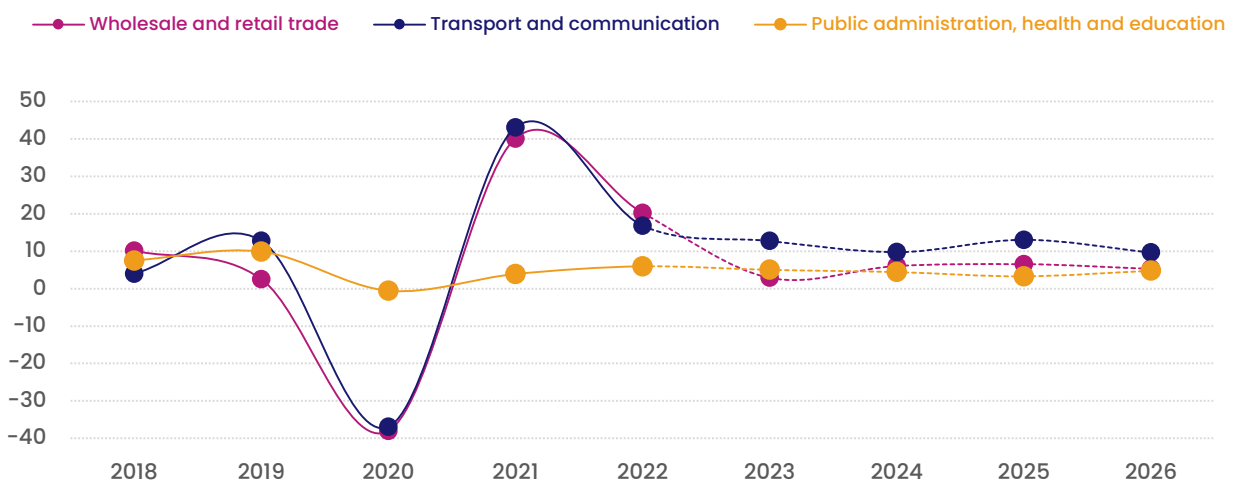
3.4 Other sectors of the Economy

Apart from tourism, construction and real estate sectors, the sectors that contribute the most to the country's economy are wholesale and retail trade, transportation and communication, public

administration, health and education. Chart 1.8 shows the growth of other significant sectors over the past three years and the expected growth of these sectors in the current year and medium-term. Transportation and communication, as well as wholesale and retail trade, are strongly correlated to tourism sector growth. Therefore, it is expected that these sectors will also mirror growth in tourism sector in the medium-

Chart 1.8: Growth of other major sectors of the economy

Percentage



Source: Maldives Bureau of Statistics, Ministry of Finance, Maldives Monetary Authority

term as well. Since other main economic sectors have also recovered to pre-pandemic levels in the year 2022, it is expected that in the growth of these sectors will stabilize in the medium-term.

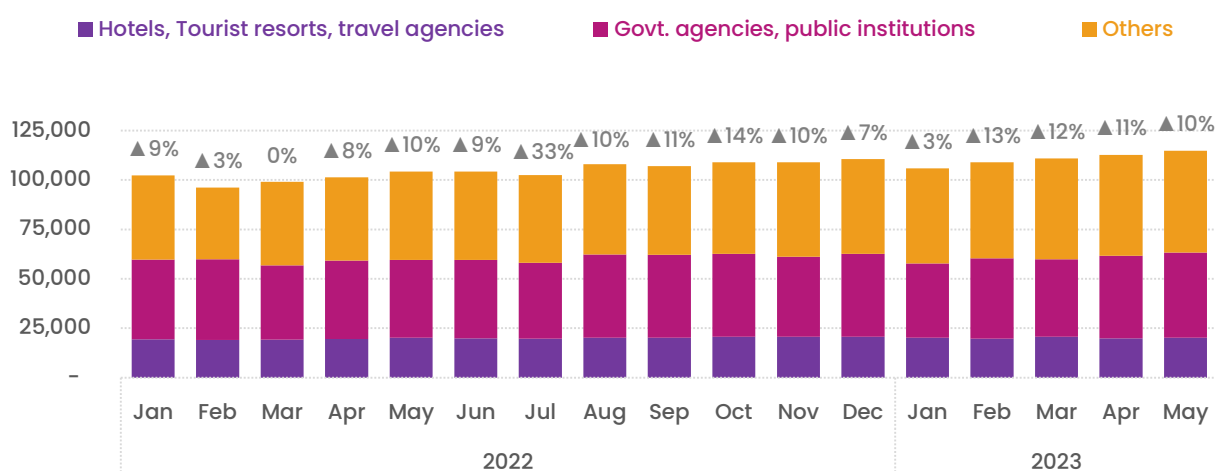
3.5 Labour Market

As economic activities expand with higher economic growth, the total number of people employed will increase. Therefore, as depicted in Chart 1.9, there has been a significant month-on-month increase in the number of employees registered with MPAO in several months of 2022. This growth is a result of the labour market recovering in 2022, after the Covid-19 pandemic led to lower employment in several months of 2021. Subsequently, average month-on-month growth of employment in 2023 has been 7.9 percent. While the average growth in the number of employees in tourism and government institutions declined last year and the current year, there has been a significant increase in the number of employees in other sectors.

3.6 Inflation

In contrast to the inflation rate in majority of economies, inflation in Maldives remained significantly low in the year 2022. During the same year, the global inflation rate was 8.7 percent, while the inflation rate of Maldives was estimated to be 2.3 percent. The main factors affecting inflation in the domestic market are changes in global commodity prices and government policies. As country which imports a significant portion of their goods, any change in the prices of imported goods in the global market is reflected in the prices of domestic market. In 2022, food prices rose by 4.8 percent (Chart 1.10) due to higher global fuel and commodity prices, and freight and transportation cost. Nevertheless, as the government heavily subsidises electricity tariffs, which would otherwise be significantly affected by an increase in global fuel prices, the increase in global fuel prices will not be reflected in the general price levels of Maldives given that government has not revised the current subsidy policy. Hence, direct effect of higher global fuel prices on domestic prices has been very low.

Chart 1.9: Number of employees registered with the Pension Office

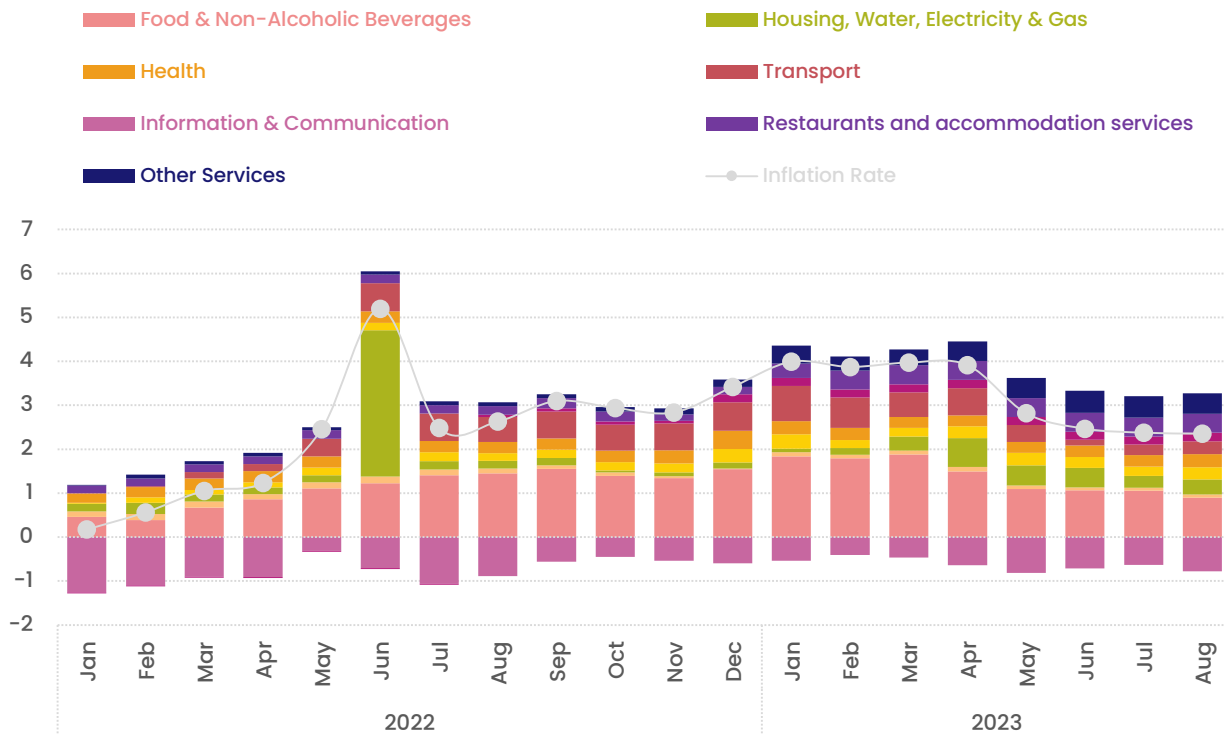


Note: The change in the number of employees reflects the change compared to the same month of previous year.

Source: Maldives Pension Administration Office

Chart 1.10: Contribution of different goods and services on inflation

Percentage



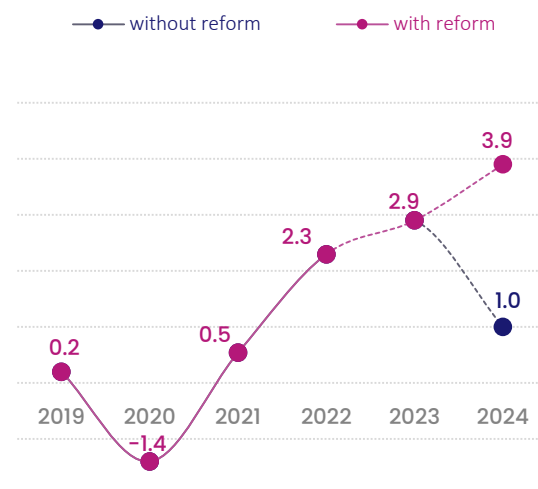
Source: Maldives Bureau of Statistics

In 2023, inflation rate of Maldives is forecasted to be 2.9 percent which is the highest since the year 2013. According to data available as at August 2023, similar to the previous year, higher food prices is the main contributor to inflation in the country. However, headline inflation is pulled down by the decline in the average price of communication services since 2020 which partially offset the hike in food prices. On the other hand, prices have increased since 1 January 2023, following the GST rate change. Since GST is levied on approximately half of goods and services consumed by households (including GST zero rate and exempt goods and services), the direct impact of a change GST rate on the inflation rate is likely to be half of the rate change. It is also expected that prices of transportation, and restaurant services, will continue the same trend as the first half of the year in the remaining period of the year.

As Chart 1.11 shows, inflation rate is forecasted to be 3.9 percent in 2024, given that subsidy reforms proposed with this budget is to be implemented during 2024.

Chart: 1.11 Inflation Rate

Percentage



Source: Maldives Bureau of Statistics, Maldives Monetary Authority

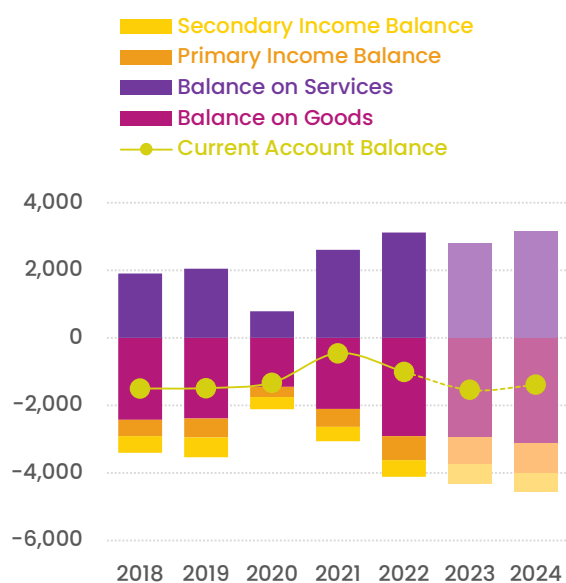
However, in the absence of the proposed subsidy reforms, forecasted inflation rate is estimated to be 1.0 percent in 2024.

3.7 Balance of Payments and Reserves

As per the balance of payments estimates computed based on information available to the Maldives Monetary Authority as at 26th October 2023, the current account deficit which was USD 1,003.7 million (16.3 percent of GDP) in 2022 is expected to increase to USD 1,544.6 million (22.4 percent of GDP in 2023. Current account deficit is forecasted to decline to USD1,394.6 million (18.8 percent of GDP) in 2024.

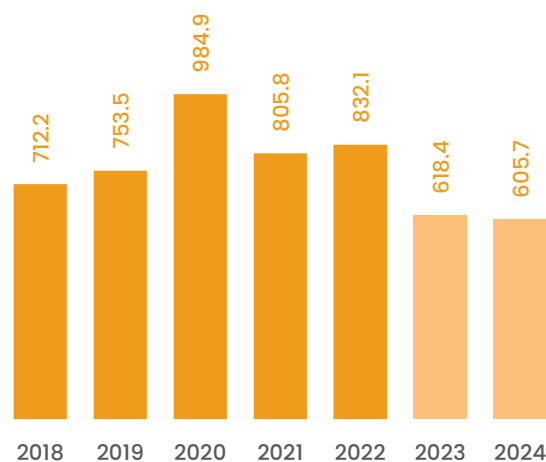
The increase in the current account deficit in 2023 compared to previous year was mainly due to a decline in the tourism sector receipts. This decline is mainly attributed to the increase in invoicing of tourism receipts in December 2022 as TGST rate change was implemented from 2023 onwards. In

Chart 1.12: Current Account Balance
In USD millions



Source: Maldives Monetary Authority

Chart 1.13: Gross Reserves
In USD millions



Source: Maldives Monetary Authority

2022, the tourism sector receipts reached USD 4,498.0 million. However, in 2023, the receipts from the sector is expected to decline to USD 4,192.6 million. In 2024, tourism receipts are estimated to be USD 4,604.6 million. Imports of services are expected to be USD 1,637.6 million in 2023. In 2024, it is expected to increase to USD 1,676.2 million.

With regard to trade in goods, value of import of goods was USD 3,316.1 million in 2022. It is estimated that import of goods will reach USD 3,378.2 million in 2023, which is an increase of 1.9 percent over 2022. In 2024, import of goods is forecasted to be USD 3,544.1 million. Even though the global fuel and commodity prices are expected decline in 2024, the expected increase in volume of imports is likely to cause the value of imports to increase. (Chart 1.12)

The official reserve assets are expected to fall to USD 618.4 million in 2023 from USD 832.1 million at the end of 2022. This decline is due to the increase in value of fuel imports the wake of global fuel price hike. By 2024, the official reserves are estimated to be USD 605.7 million. (Chart 1.13)

Fiscal Policy

Summary

- The main aim of Budget 2024 is mitigating the alleviated fiscal risks and ensuring fiscal and debt sustainability.
- As a result of delay in implementation of the expenditure consolidation reforms for the current fiscal year, government expenditure is higher than previously estimated, and hence, it is not likely that fiscal anchors related to primary deficit will be achieved.

1. Introduction

The government's efforts to stabilize the country's economy amid the COVID-19 pandemic by allocate resources to the healthcare sector have successfully restored the economy to pre-pandemic levels by the end of 2022. While economic conditions have improved and government revenue has increased, government is faced with new fiscal risks arising from global economic conditions. As such, prolonged high prices of fuel in the global market has increased expenditure on subsidies. Furthermore, in order to curb the high inflation rates, several central banks have increased their interest the highest in the last 15 years. This increase in interest rate have posed new fiscal risks to the government.

The main aim of Fiscal Strategy 2024 – 2026 is managing emerging fiscal risks and ensuring fiscal and debt sustainability. This aim is the main aim of preceding year's fiscal strategy and the Budget 2023. Given that additional measures are needed to meet this aim in the medium term, the primary aim of

the Budget for 2024 is also ensuring fiscal and debt sustainability. Nevertheless, considering the current fiscal risks, previously proposed reforms have been revised. The current budget preparation process is formulated during the transition period of the new government and thus revision to the policies are made to align the policies with the priorities of the new administration. Therefore, as approved by the parliament, the budget space has been allocated for new policies and projects of the new administration.

2. Medium-Term Fiscal Strategy

In the Fiscal Strategy 2024 – 2026, four fiscal anchors have been proposed to ensure fiscal and debt sustainability in the medium-term. These anchors are:

- Reduce public debt (excluding guarantees) to less than 95 percent of GDP by 2026;
- Reduce the primary budget deficit to less than 5 percent of GDP;

- Maintain public debt as a percentage of GDP on a downward trend;
- Reduce recurrent expenditure to levels that do not exceed government revenue (excluding grants).

The first anchor of the Fiscal Strategy 2022 set forth as a directive to decrease the government's direct debt to less than 100 percent of the GDP by 2025. The current Fiscal Strategy, this anchor was revised to: reducing the country's direct debt as a percentage of GDP to below 95 percent by 2026. Given that the proposed reform policies in the Fiscal Strategy are implemented, the anchor set the previous year will be achieved.

Regarding the second anchor, the Fiscal Strategy formulated in the previous year aimed to maintain the anchor reducing the primary deficit below 5 percent as a percentage of GDP in the medium-term. However, it is not likely that this anchor will be achieved in 2023. The main reason for not being able to achieve this anchor is because of the increase in expenditure of subsidies resulting from the delay in implementing proposed changes to fuel subsidy regime, increased expenditures incurred through Aasandha, and accelerated implementation of Public Sector Investment Program (PSIP) projects leading to higher-than-estimated government expenditure. Nevertheless, given the importance of reducing the primary deficit to ensure fiscal and debt sustainability, the second anchor remains unchanged in the present Fiscal Strategy. The third and fourth anchors of Fiscal Strategy remains unchanged.

Given the baseline medium-term projections for both revenue and expenditure, fiscal anchors will only be achieved by both enhancing revenue and expenditure consolidation. In the Fiscal Strategy, a fiscal consolidation of MVR 4,052.1 million (3.8 percent of GDP) was proposed for the year 2024. Considering the progress in implementation plans,

the proposed policies have been adjusted to align with the policies of the new administration. Hence, even though the fiscal consolidation envisaged in the Fiscal Strategy is not fully realized in 2024, these policies will be implemented in the medium-term. The proposed reforms to subsidy programs, welfare schemes, and the Aasandha system, as well as the phased implementation of pay harmonization policy are estimated to reduce government expenditure by MVR 2,753.4 million (2.4 percent of GDP) in 2024. Government expenditure is estimated to reduce by MVR 4,535.8 million in 2025. In the medium term, achieving fiscal anchors is contingent upon implementing these measures and reducing the budget deficit.

3. Budget 2024

3.1 Budget Aim

The primary aim of Budget 2024 is to ensure fiscal and debt sustainability by mitigating the fiscal risks that arose from the covid-19 pandemic and exacerbated by the global and domestic economic conditions. While the debt taken to finance the unavoidable and necessary Covid-19 related expenditures needs to be serviced and repaid, the expenditure on debt servicing and repayment have increased significantly. A sharp increase in spending on subsidies in the wake of rising commodity prices in the global market and the increase in expenditure providing health care through Aasandha to an unsustainable level have further exacerbated the increase in government expenditure. Therefore, the need for expenditure consolidation in areas where there is unsustainable increase in expenditure is crucial to provide much-needed budget space for projects that will enhance future government revenue and economic development. While this Budget proposes measures for expenditure consolidation, in aiming to

reduce the deficit to a level where financing costs are not too costly for the government.

In addition, the budget will provide the necessary space for the elected government to start implementing its promises and policies as approved by the parliament. The measures proposed for fiscal consolidation are also designed to align with the policies of the new administration.

The main targets of the 2023 budget are:

- Ensuring Fiscal and Debt sustainability;
- Managing debt in the medium-term, implement measures for debt repayment;
- Reducing macrofiscal volatility by reducing the impact of external shocks;
- Enhancing government revenue by broadening the tax base and increasing the tax revenue from domestic consumption
- Targeting social welfare expenses, restructuring the social welfare system and improving its efficiency
- Diversify the economy and increase its resilience.
- Improving the standard of living.

3.2 Summary of Budget 2024

3.2.1 Economic Outlook

After the economic slowdown due to the covid-19 pandemic, the economy has grown rapidly and surpassed pre-pandemic levels by the end of 2022. With recovery, the economic growth is expected to slow down to 5.5 percent in 2024, but in the medium-term, growth is expected to remain at an annual average of 6.7 percent. This growth level is in line with the growth level during the years 2015 and 2019. Hence, it is evident that the economy recovered without experiencing a case of hysteresis (longstanding downturn of the economy). In the upcoming year and the medium-term, tourism sector and its related sectors along with construction and real estate are the main contributors to economic growth.

Given the proposed reforms to the subsidy regime in the second half of 2024, the inflation rate is expected to be 3.9 percent in 2024. Since this price increase will be a price increase resulting from a policy change, the impact on inflation will last for a year. Furthermore, IMF forecasts that global commodity price increase will slow down in the medium-term, increase in prices in the domestic market is expected to slow down in the medium-term.

Table 2.1: Economic Outlook

Percentage

	2023	2024	2025	2026
Real GDP Growth	8.7	5.5	8.6	5.9
Tourism Sector	8.7	6.6	13.3	6.3
CPI Inflation	2.9	3.9	–	–

Source: Maldives Monetary Authority, Ministry of Finance

Further details on the world economic outlook and domestic economic conditions are included in the Chapter: Global and domestic economic conditions and outlook.

3.2.2 Revenue

Government revenue have increased significantly in the year 2023, since 2023 was the first year after completely recovering from the covid-19-induced economic recession and due to the GST rate increase from the beginning of the year. The total revenue for the year 2023 is estimated to be MVR 31,951.0 million which is an increase of 14.1 percent from the previous year and an increase of 44.7 percent compared to 2019.

In 2024, the total revenue of the government is estimated to be MVR 32,277.0 million. Of which, MVR 32,277.0 million is revenue and MVR 1,270.0 million as grants. While the overall revenue growth rate is 1.0 percent in 2024, compared to the previous year, revenue growth is estimated to be 4.8 percent without including revenue received as cross-subsidy. Tax

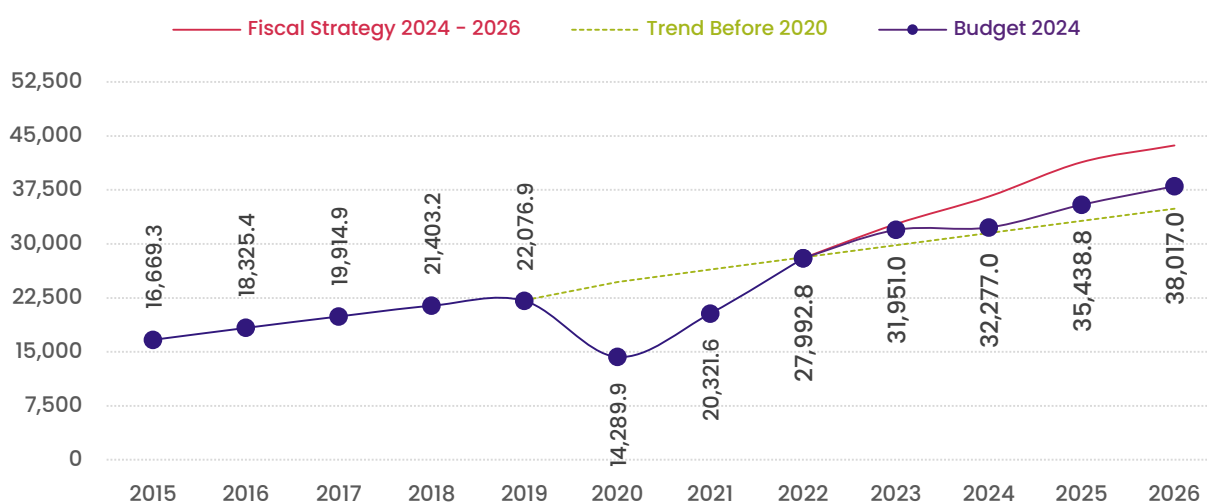
revenue is expected to account for 79.4 percent of the total revenue in 2024.

In the medium term, total revenue (without including cross-subsidy revenue) is expected to increase by an average of 7.3 percent per annum. This increase is mainly attributed to the increase in TGST and other tourism-related tax revenue in resulting from the growth of the tourism sector. Given that the current forecasts for tourism sector indicators (tourist arrivals and bed nights) in the medium-term are lower than tourism sector indicators used in the formulation Fiscal Strategy 2024 – 2026, the revenue growth rate is also lower than the estimates in Fiscal Strategy. However, the growth of revenue is higher compared to the pre-pandemic trend of revenue growth.

A higher buoyancy of tax revenue (responsiveness of tax revenue with respect to economic growth), is important for medium-term fiscal sustainability and through role automatic stabilization of taxes, support the stabilization of the economy during the different stages of business cycle. Although the tax buoyancy

Chart 2.1: Changes to Revenue (excluding grants)

In MVR millions



Source: Ministry of Finance

Table 2.2: Tax Buoyancy

	2023	2024	2025	2026
Tax revenue growth	22.9%	6.7%	10.5%	7.5%
GDP growth	12.0%	7.8%	11.3%	8.4%
Tax Buoyancy	1.90	0.86	0.93	0.90

Source: Maldives Monetary Authority, Ministry of Finance

level increased in 2023 following the increase in GST rates as presented in Table 2.2, it is expected to remain below 1, with an average of 0.90 in the medium-term. Hence, tax revenue growth is likely to be lower than economic growth in the medium-term. However, given that tax buoyancy in the medium-term is higher than medium-term average level of 0.84 between the years 2017 and 2019 shows that the tax buoyancy is increasing. In addition, the once the policies from ongoing review of GST Act, and ongoing effort to strengthen the income tax regime will enable tax buoyancy to increase further.

Ministry of Finance is in the process of formulating a medium-term revenue strategy to design and implement sustainable revenue policies. The strategy includes policies on revenue-raising mechanisms, changes to revenue-related laws, improving the quality of revenue collection institution, and improving the administrative process of revenue collection. New revenue measures have not been included for the next year and the medium-term for the formulation of Budget 2024.

3.2.3 Expenditure

Though a budget of MVR 42,840.8 million was approved for 2023, a supplementary budget of MVR 6,509.3 million was approved in November 2023 as the government expenditure is estimated to be higher than previously estimated due to the increase

in expenditure on subsidies and Aasandha during the year and faster-than-anticipated implementation of PSIP. Thus, the revised estimate of the total budget for the current fiscal year is MVR 49,350.1 million. Of which, expenditure is estimated to be MVR 47,227.6 million, an increase of 17.9 percent over 2022.

Approved budget for the year 2024 is MVR 49,855.8. Of which, MVR 47,622.7 million is expenditure and MVR 2,202.4 million has been budgeted for debt repayment. Despite the proposed expenditure consolidation measures, total expenditure for 2024 is 1.1 percent higher than the total expenditure of previous year. Estimated 70.0 percent of the total budget for is recurrent expenditure, for the fiscal year 2024.

Looking into different functional areas of total government expenditure of 2024, highest increase in budget allocation is for social security as compared to the year 2023. Spending on social security is expected to increase by 39.2 per cent next year, mainly due to the increase in disability allowances and the proposed revision of the subsidy regime by introducing a direct transfer regime, in July 2024. In addition, expenditure on general public services, defense, public order and safety are also expected to increase next year.

Debt servicing or interest expenditure, which falls within general public services category, has been one of the fastest-growing expenditures in recent years. As such, interest expenditure is expected to be 340.3 percent higher in 2023 compared to 2019.

Table 2.3: Expenditure on functional areas

In MVR millions, unless stated otherwise

	2023	2024	2019–2023 Average Growth	2023–2024 Growth
General Public Services	6,885.3	9,369.1	19.7%	36.1%
Public Debt Transactions	4,802.0	5,244.0	29.1%	9.2%
Defense	1,725.8	1,867.9	4.4%	8.2%
Public Order and Safety	3,439.9	3,748.6	10.4%	9.0%
Economic Affairs	11,545.3	9,098.2	28.1%	-21.2%
Environment Protection	2,381.0	1,822.6	36.5%	-23.5%
Housing and Community Amenities	4,912.6	4,188.1	36.1%	-14.7%
Health	7,405.1	7,486.6	17.4%	1.1%
Recreation, Culture And Religion	1,027.8	1,200.3	4.9%	16.8%
Education	5,247.3	5,343.0	10.9%	1.8%
Social Protection	2,513.0	3,498.3	-8.1%	39.2%
Total	47,083.1	47,622.7	12.4%	1.1%

Source: Ministry of Finance

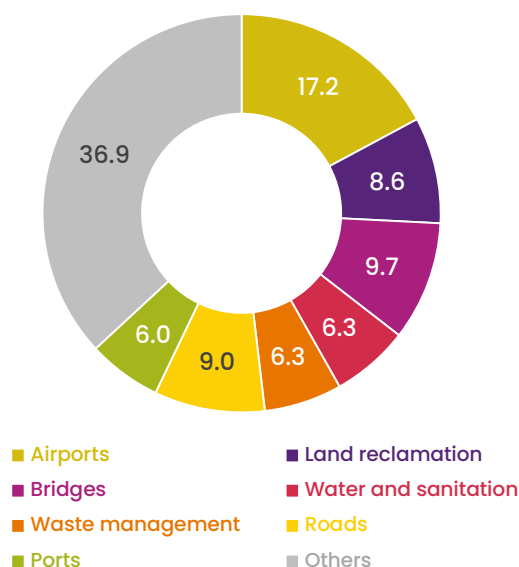
This expenditure is expected further increase as the government plans to attain a significant financing through foreign sources. Since the increase in interest expenditure reduces the budget space available for other expenditure functions and hinders efforts to ensure fiscal and debt sustainability, several measures have been proposed to control interest expenditure in the medium-term debt strategy. These measures include increasing reliance on the domestic market for finance at a time when interest rates are unprecedentedly high in the global market, and prioritizing concessional financing for financing from foreign sources. However, the expenditure on interest can be sustainably reduced sustainably by improving fiscal discipline and consolidating government expenditure.

As seen from Table 2.3, the expenditure on economic affairs is expected to decrease significantly next year because indirect subsidies, particularly fuel and

electricity subsidies, are proposed to be replaced with direct transfers starting from second half of 2024. Given that expenditure on projects for waste centers and waste management centers was relatively higher in 2023, the annual growth on expenditure environmental protection is expected to slow down in the medium-term. Moreover, the government spending on housing directly through the government is also expected to decline in 2024 compared to the current fiscal year.

Looking into PSIP expenditure, it is proposed that the budgetary allocation on this area to be controlled till the fiscal space is available for implementation of new projects. Furthermore, priority is given to on-going projects to be completed so that the public will benefit from these assets. The approved expenditure for PSIP is MVR 8,914.2 million for 2,057 projects in 2024. This expenditure includes MVR 1,350.7 million for 612 new projects and MVR 6,266.0 million for 450

Chart 2.2: PSIP Expenditure by type
Percentage



Source: Ministry of Finance

ongoing projects and MVR 1,144.5 million has also been allocated for 787 projects which were included in earlier budgets but has not yet been started.

In order to ensure fiscal and debt sustainability, it is imperative that expenditure needs to be consolidated and the need for financing to be reduced. Hence, several expenditure consolidation measures are proposed in the Budget 2024. These measures proposed to be implemented next year are mainly policies to targeting social welfare expenditure. The proposed policy reform is to replace the existing universal indirect subsidies for electricity, fuel, staple food and sanitation, with a direct targeted transfer based on an eligibility criteria. In addition, it is also proposed that services related to Aasandha to be linked with the targeting mechanism and to revise the coverage of Aasandha system. Another proposed policy reform is to strengthen the guidelines for eligibility of medical welfare and aid and to eliminate the avenues to misuse these policies. The measures, linked to the social welfare, are planned to be implemented from July 2024. In addition to

these measures, the pay harmonization policy will be implemented in a phased-out manner during the medium-term to reduce the budgetary impact on a single year.

3.2.4 Budget Balance, Financing and Debt

The initial estimate for the approved budget deficit for the year 2023 is MVR 8,620.0 million, nevertheless revised estimates show that budget deficit for 2023 is MVR 14,627.0 million as government expenditure increased significantly compared to initial estimate. With the proposed measures for revenue enhancement and expenditure consolidation, budget deficit for 2024 is estimated to be MVR 14,075.7 million, equivalent to 12.3 percent of GDP. The primary deficit for the year 2024 is estimated to be MVR 8,831.6 million, equivalent to 7.7 percent of GDP. Hence, it is not likely that the fiscal anchor maintaining the primary deficit below 5 percent of GDP will be achieved next year. However, this anchor is likely to be achieved in the medium-term, as the growth in expenditure is estimate to be lower than revenue growth with the implementation of expenditure consolidation measures.

Looking into budget financing, financing from domestic market and foreign concessional financing are prioritized in the medium-term. The total financing need for the year 2024 is estimated to be MVR 17,537.4 million, of which MVR 4,654.6 million is secured as disbursement of project loans of various projects. The proposed amount of MVR 5,162.5 million from domestic market is likely to be raised from the domestic market given the current liquidity in the market. While MVR 771.0 million is to be financed through the sale of green or blue bonds, MVR 6,939.0 million is to be raised from foreign concessionary budgetary support loans. Even though raising this amount of concessional foreign financing may be

Table 2.4: Expenditure reduction measures and estimated savings

In MVR millions

	2024	2025	2026
Subsidy	2,257.5	1,201.9	1,202.7
Business as usual	3,409.3	3,580.0	3,668.7
Saving	(1,151.8)	(2,378.1)	(2,466.0)
Aasandha	1,998.5	2,098.4	2,161.4
Business as usual	2,491.4	2,680.6	2,807.1
Saving	(492.9)	(582.2)	(645.7)
Pay Harmonization	500.0	1,000.0	1,500.0
Business as usual	1,421.0	2,374.3	2,950.0
Saving	(921.0)	(1,374.3)	(1,450.0)
Welfare	130.3	138.0	144.3
Business as usual	318.7	339.2	355.4
Saving	(188.4)	(210.2)	(210.7)
Total Savings	(2,753.4)	(4,535.8)	(4,772.4)

Source: Ministry of Finance

difficult in normal circumstances, foreign financing is likely to be easier to tap into on the first year of a new administration. Nevertheless, given the extent of financing need, Ministry of Finance will be formulating additional expenditure consolidation measures if the government is not able to attain the planned amount of financing.

Total public debt is estimated to increase from MVR 120.0 billion at the end of the current fiscal year, to MVR 131.4 billion by the end of 2024. With this increase, the overall debt as a percentage of GDP will increase from 112.8 in 2023 percent to 114.6 percent in 2024. Therefore, it is unlikely that the fiscal anchor to maintain public debt as a percentage of GDP on a downward trend will be achieved next year. Nevertheless, once the proposed consolidation measures are implemented, this anchor target is likely to be achieved in the medium-term.

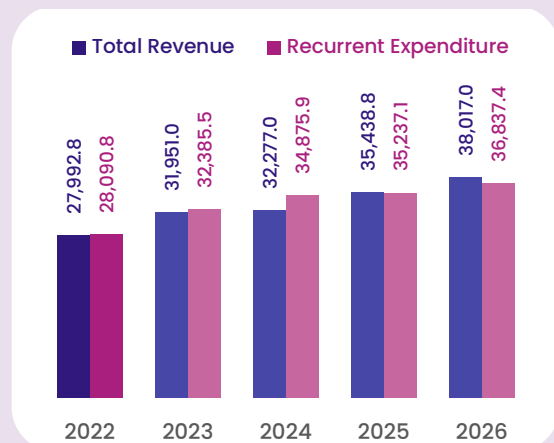
As Guaranteed debt as a percentage of GDP is expected to decline annually, and the increase in total

public debt is attributed to the increase in budgetary central government debt. The direct debt as a percentage of GDP is estimated to be 98.4 at the end of the current fiscal year and is estimated to increase to 103.1 percent of GDP by end of 2024. The rate of decline in debt is currently estimated to be lower than previously estimated, and hence, it is not likely that the fiscal anchor of reducing the direct debt to In the medium-term, this level is also expected to be lower than before, so it is unlikely that the fiscal anchor targeted to reduce the direct debt below 95 percent of GDP will be achieved. Chart 2.3 shows level at which fiscal anchors will be achieved in the medium-term given that the fiscal consolidation measures are implemented as proposed.

Chart 2.3: Fiscal Anchors in the medium-term

Recurrent expenditure should be lowered to a level below revenue and sustained at this level in the long run

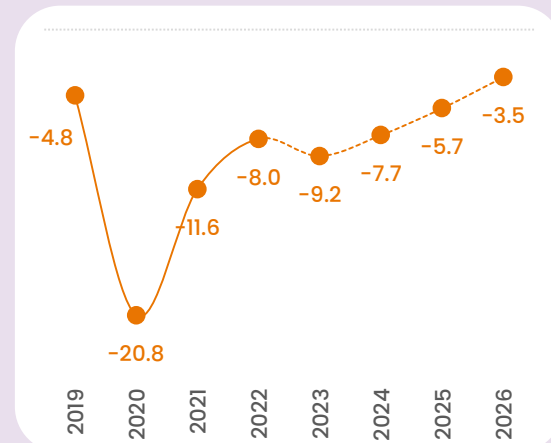
In MVR millions



Despite recurrent expenses exceeding revenues in the 2023 and 2024, this is likely to be achieved in the medium-term with the implementation of consolidation measures.

Reduce the primary budget deficit to 5 percent of GDP

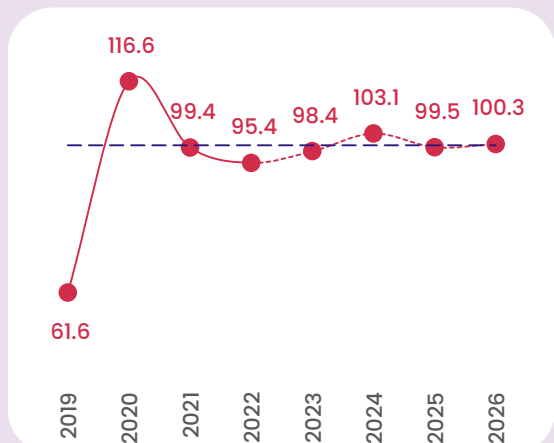
Percentage



This anchor is likely to be achieved in 2026.

Reduce the direct debt-to-GDP ratio to 95 percent by 2026

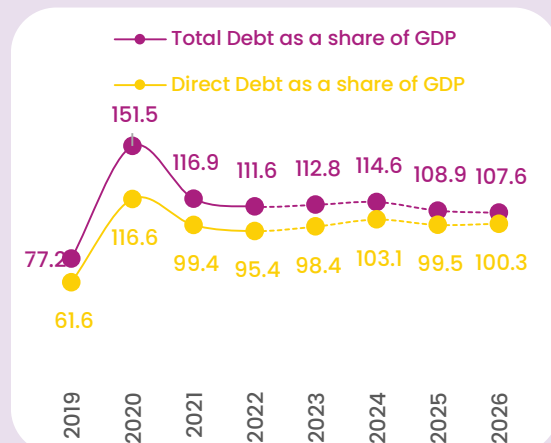
Percentage



Expenditures are likely to be higher and revenues lower than the estimates made for the Fiscal Strategy. Therefore, this anchor is unlikely to be achieved.

Year-on-year downward trajectory maintained for debt as a share of GDP

Percentage



Though this is not achieved in 2023 and 2024, this anchor is likely to be achieved in the medium-term.

Government Revenue

Summary

- Projected revenue and grants for the year 2024 is MVR 33,547.0 million, reflecting a 3.4 percent increase compared to the revised forecasts of total revenue and grants for the year 2023.
- Tax revenue accounts for 76.4 percent of the forecasted revenue and grants for the year 2024. This ratio is expected to be at 74.0 by the end of the year 2023.
- With the changes in GST rates, revenue received as GST during the year 2023 is expected to be 2.6 percent higher, compared to the revenue that government would have received at the previous GST rates. With this increase in tax revenue, total revenue and grants for the year 2023 is expected to be 11.7 percent higher than total revenue and grants received during the year 2022.
- By the end of the year 2023, total revenue and grants are projected to increase by 1.1 percent, compared to the estimates included in this year's approved budget. Total government revenue is expected to grow at an average rate of 6.4 percent annually, over the medium term.

1. Introduction

The main funding source for government expenditures is revenue and grants, with an average of 69.9 percent financing government expenditure over the past decade. Taxes, being the primary source of government revenue, are anticipated to account for 79.8 percent of government revenue, on average, over the medium term. Furthermore, it is anticipated that non-tax revenue will constitute an average of 20.2 percent of government revenue during the medium term.

Recent economic shifts have had a direct impact on government revenue. With the economy improving post-Covid-19, government revenue is experiencing a year-on-year increase. Moreover, as the country's economy has rebounded to pre-Covid-19 levels and due to changes in tax and non-tax revenue policies since 2019, the revised revenue projections for the year 2023 is 44.7 percent higher than the government revenue of the year 2019.

Given the significance dependence of both tax and non-tax revenue on the tourism industry's performance, government revenue is increasing with the expansion of the industry. And with tourist arrivals and bed nights expected to grow over the medium term, a year-on-year growth is projected for government revenue over this period. Government revenue is expected to increase by 6.0 percent annually, on average, over the medium term.

Though changes in the economy have a direct impact on government revenue, the time it takes for this impact to reflect in government revenue varies. Despite a decrease in the tax revenue to nominal GDP ratio in 2021, it has been higher than pre-Covid-19 levels since 2022. Furthermore, the government's tax revenue as a percentage of GDP is increasing annually.

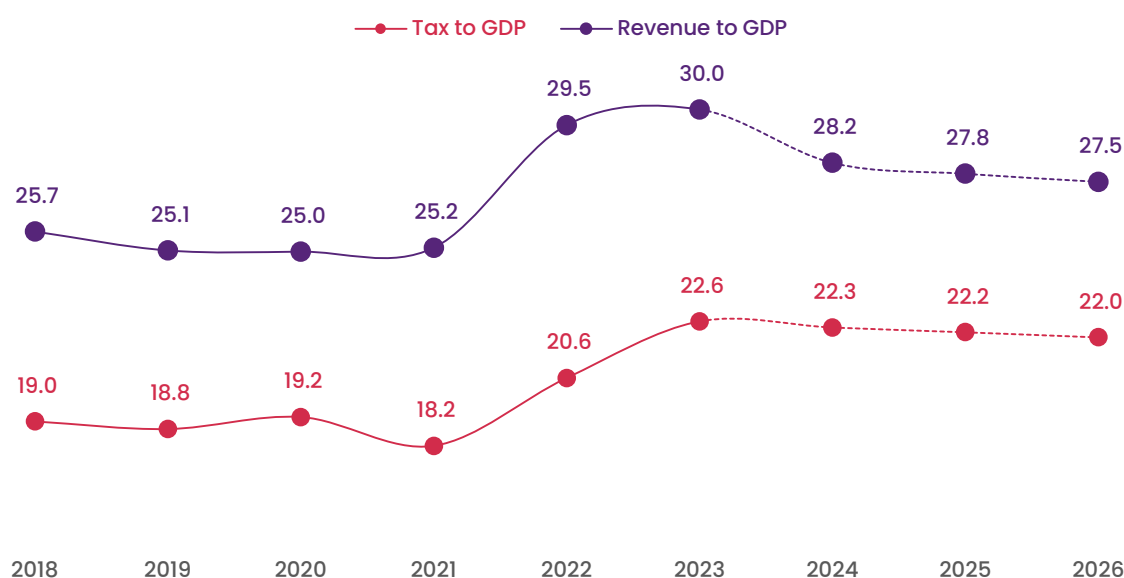
Despite the anticipated 7.8 percent growth in nominal GDP in 2024, the projected increase in tax revenue by the end of the year is expected to be 6.7 percent

higher compared to 2023. This is due to the fact that, while the impact of growth in certain economic activities such as tourism is reflected in government revenue during the year, the increase in tax revenue associated with business growth will be observed in the following year. Additionally, with the change in the GST rate in 2023, the yearly growth rate of tax revenue for the year has increased. However, no such major policy change has been proposed for the year 2024. Consequently, the changes in GST rates during 2023 have led to a 22.6 percent increase in the tax revenue as a percentage of nominal GDP.

By the end of 2024, tax revenue as a percentage of GDP is expected to reach 22.3 percent. Furthermore, this ratio is expected to increase annually in the medium term, through planned measures aimed at broadening the tax base and strengthening tax administration. Nevertheless, there is a potential for a decline in this ratio if enforcement measures to enhance taxpayer compliance are relaxed, and if the

Chart 3.1: Revenues and Taxes as a share of GDP (excluding Grants)

Percentage



Source: Ministry of Finance, Maldives Bureau of Statistics, Maldives Monetary Authority

extension of tax exemptions continues to rise through related policies. Government revenue is forecasted to reach 28.2 percent of the GDP by the end of the year 2024.

2. Revenue and Grants 2023

Total government revenue and grants for the year 2023 is expected to reach MVR 32,456.1 million, reflecting a 1.1 percent increase compared to the estimates outlined in the approved budget for this year. This total encompasses the receipt of MVR 1,145.6 million as a cross subsidy to the government. Although the tax collected so far this year has exceeded initial projections, grant revenue is not expected to reach the previously forecasted level.

As such, income tax collection stood at MVR 4,552.9 million as of July this year, reflecting a 3.2 percent increase compared to the initial forecasts for the year. Similarly, with the increase in the number of tourist arrivals, revenue from taxes directly related to

the tourism industry are expected to surpass initial included in the approved budget for 2023. In addition to this, from the non-tax revenues, revised projections for property income is 10.1 percent higher than the initial projections.

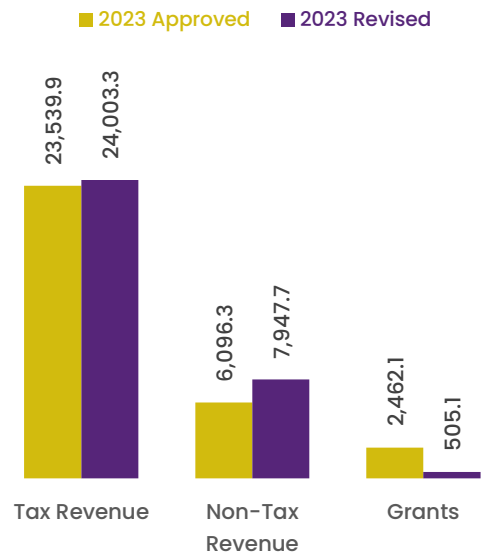
3. Revenue and Grants 2024

The forecasted government revenue and grants for the year 2024 amount to MVR 33,547.0 million. This estimate does not include one-time revenues such as cross-subsidy. Consequently, government revenue and grants are expected to be 3.4 times higher than the revised revenue projections for the year 2023.

The breakdown of total government revenue and grants for the year 2024 includes projected tax revenue of MVR 25,618.4 million, while non-tax revenue is estimated to be MVR 6,658.6 million. Additionally, grants totaling MVR 1,270.0 million is projected for the year.

The primary factor for the projected increase in government revenue and grants of the year 2024, compared to 2023, is the projected increment in tax revenue. It is anticipated that tax revenue will increase by 6.7 percent, due to improvements in the tourism industry and overall economic growth. Furthermore, an additional MVR 18.0 million is expected to be received from the new revenue measures, set to be implemented in the upcoming year.

Chart 3.2: Approved and Revised Revenue and Grants 2023
In MVR millions



Source: Ministry of Finance

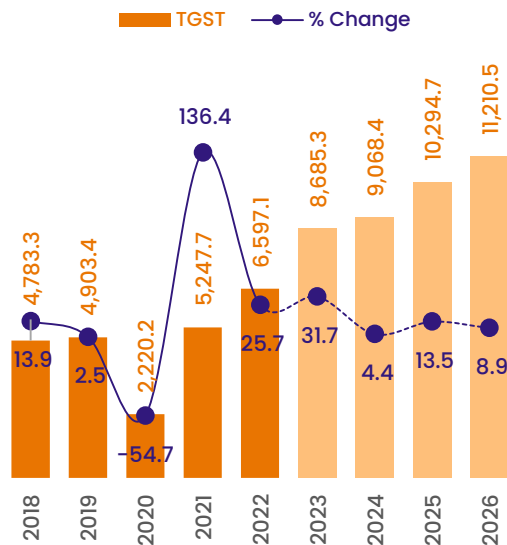
3.1 Tax Revenue

3.1.1 TGST

On average, TGST accounts for 21.5 percent of the government's revenue. With the expected increase in number of tourist arrivals and bed nights, in the upcoming year, TGST revenue is expected to increase by 4.4 percent compared to 2023. As such TGST

Chart 3.3: TGST

In MVR millions, unless stated otherwise



Source: Ministry of Finance

revenue is expected to reach MVR 9,068.4 million by the end of 2024.

Many businesses, in anticipation of the TGST rate increase from 12% to 16% effective January 2023, issued invoices in advance during December 2022 at the lower tax rate. Consequently, the amount of taxable sales reported by taxpayers for December 2022 reached an unprecedented high, leading to a decline in the taxable sales declared in 2023, as reflected in the statistics provided by MIRA. This behavioral change was not considered in calculating the positive revenue impact of the revision of tax rates. However, with the increase in demand for guesthouse services, taxable sales declared by these tourist activities has increased, compared to previous years.

Despite the number of tourist arrivals in the first quarter of 2023 surpassing initial estimates, a decline has been observed since May compared to projections. Additionally, there has been a shift in the composition of tourist arrivals, with a decrease in visitors from European countries and an increase in tourists from

Asian countries, affecting the number of bed nights. Furthermore, while there was a notable demand for high-end resorts, resulting in high average prices in the tourism industry during 2021 and 2022, recent changes in the industry's composition have led to a decline in average daily rates.

As the average rates of other tourist establishments are lower in comparison to tourist resorts, the changing market share is expected to contribute to a decrease in the total sales of businesses within this industry over the medium term. Due to these reasons, the anticipated TGST revenue, following the rate change, is expected to be lower than previous projections.

Despite unprecedented changes observed in the tourism industry this year, with the tax rate increasing from January onwards, TGST revenue for 2023 is expected to be 31.7 percent higher compared to 2022. While such a significant increment is not anticipated for 2024, a year-on-year growth in TGST revenue is projected for the medium term. This growth is attributed to the expected expansion of the tourism industry over the medium term and the completion of infrastructure development projects directly related to the industry, such as the Velana International Airport project.

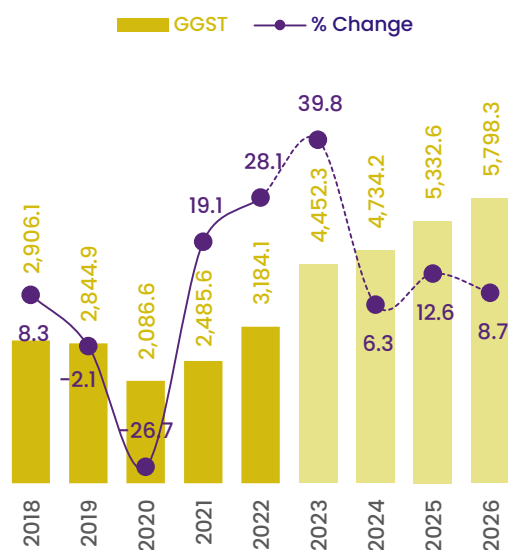
3.1.2 GGST

With the anticipated economic growth, GGST revenue projected for the year 2024 is expected to be 6.3 percent high than the revised projections for the year 2023. As such, forecasted GGST revenue for the year 2024 is MVR 4,734.2 million.

GGST revenue is mainly received from business establishments operating in the wholesale and retail trade sector. A growth in this industry, and its related economic sectors has been observed with the growth of tourism industry. Consequently, the revised GGST

Chart 3.4: GGST

In MVR millions, unless stated otherwise



Source: Ministry of Finance

revenue for the year 2023 is 39.8 higher than the revenue received in the year 2022.

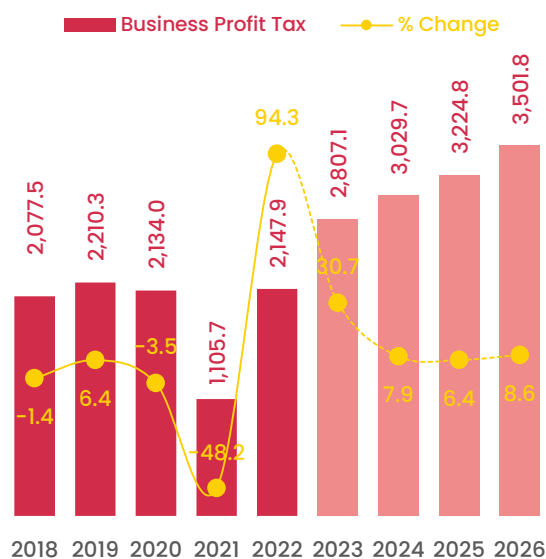
The primary factor contributing to this increase in GGST revenue is the increase in tax rate from 6% to 8%, effective January 2023. Although a substantial annual increment is not anticipated for the medium term, a year-on-year growth in GGST revenue is projected. This projection considers the growth in the real estate and telecommunication sectors in the medium term, compared to 2023, along with the overall increase in GDP.

3.1.3 Corporate Income Tax

Due to the surpassing of initial revenue projections in the first interim payment and the anticipated growth in GDP throughout 2023, the projected Corporate Income Tax revenue for the year 2024 is set to be 7.9 percent higher than the revised figures for 2023. An estimated amount of MVR 3,029.7 million is expected to be received as Corporate Income Tax revenue in the year 2024.

Chart 3.5: Corporate Income Tax

In MVR millions, unless stated otherwise



Source: Ministry of Finance

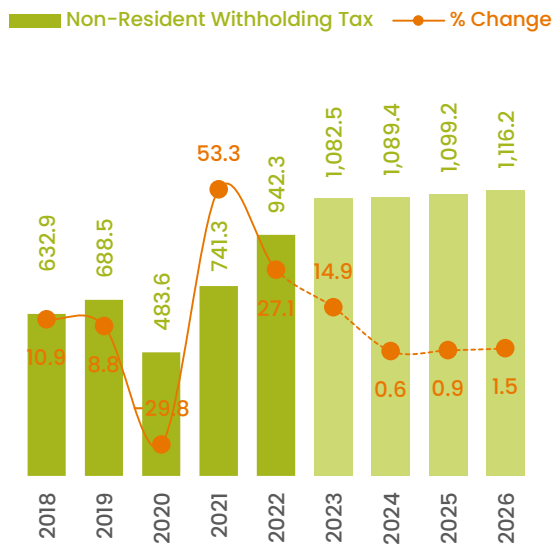
Following last year's economic growth, the revised projection for Corporate Income Tax in 2023 is 30.7 percent higher than the revenue received in the previous year. Additionally, MIRA reports that the number of on-time payers of Corporate Income Tax in 2023 exceeds that of 2022. Furthermore, with the expectation of continued economic growth over the medium term, a year-on-year increase in Corporate Income Tax revenue is anticipated. It's worth noting that due to the nature of Corporate Income Tax payment, where the respective fiscal year's tax is paid in the subsequent year, the time taken to realize the impact of economic growth on this revenue is longer compared to other tax revenues.

3.1.4 Non-resident Withholding Tax

The forecast for non-resident withholding tax revenue in 2024 is 0.6 percent higher than the revised projections for 2023. This increase is primarily attributed to advancements in the tourism and

Chart 3.6: Non-resident Withholding Tax

In MVR millions, unless stated otherwise



Source: Ministry of Finance

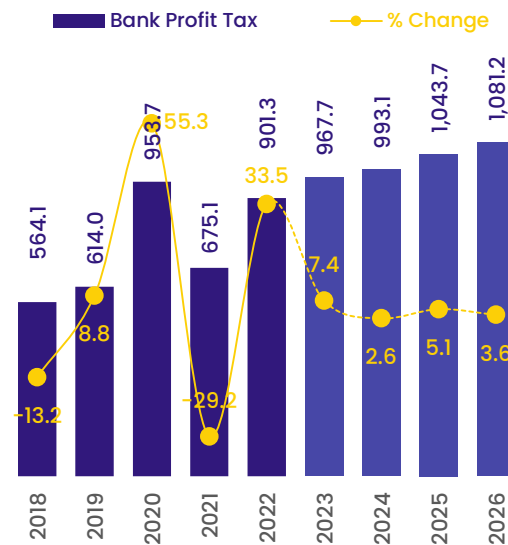
construction industries. The projected non-resident withholding tax revenue for 2024 is MVR 1,089.4 million. Similar to 2022, over 50 percent of non-resident tax revenue in 2023 is derived from business activities within the tourism sector. Given the faster-than-anticipated growth expected in the tourism industry compared to the initial projections for the approved budget of 2023, the withholding tax revenue for this year is now projected to be 14.9 percent higher than the revenue in 2022. A year-on-year medium-term growth is projected for this revenue, aligning with the anticipated increase in tourist arrivals and bed nights, and as both the tourism and construction industries are expected to experience growth over the medium term.

3.1.5 Bank Profit Tax

The projected Bank Profit Tax revenue for the year 2024 is 2.6 percent higher than the revised projections for 2023. This growth is primarily attributed to the improving performance of banks, and anticipated

Chart 3.7: Bank Profit Tax

In MVR millions, unless stated otherwise



Source: Ministry of Finance

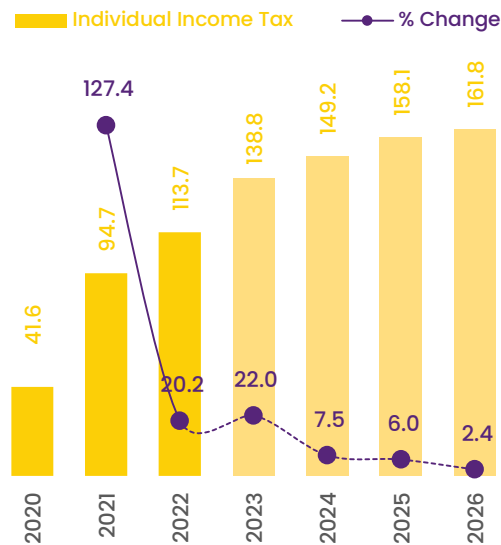
developments in both the economy and the banking sector. Projected Bank Profit Tax revenue for 2024 is MVR 993.1 million.

The major banks operating in the Maldives have reported an increase in total profits declared for the first two quarters of this year compared to the corresponding periods of the previous year. Consequently, the revised revenue for 2023 is MVR 967.7 million, marking a 7.4 percent increase over the revenue received in 2022. Additionally, with banks planning to enhance their services through the introduction of digital banking channels and convenient payment mechanisms, and considering the expected growth in the financial sector over the medium term, a year-on-year growth is projected for this revenue in the medium term.

3.1.6 Personal Income Tax

Projected personal income tax revenue for the year 2024 in the Maldives reflects a 7.5 percent increase compared to the revised revenue for 2023. This growth

Chart 3.8: Personal Income Tax
In MVR millions, unless stated otherwise



Source: Ministry of Finance

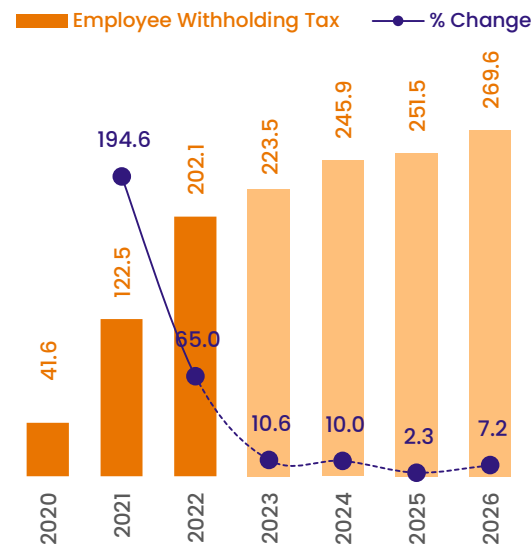
is attributed to the economic expansion in the country. The projected personal income tax revenue for 2024, excluding employee withholding tax revenue, is MVR 149.2 million.

Due to the advancements in economic activities, new opportunities for income generation have emerged. Consequently, the revised revenue projection for 2023 is MVR 138.8 million, representing a substantial 22.0 percent increase over the revenue received in 2022. Furthermore, there is a projected year-on-year growth for personal income tax revenue over the medium term, aligning with the anticipated development of the economy.

3.1.7 Employee Withholding Tax

The anticipated employee withholding tax revenue for the fiscal year 2024 reflects a 10.0 percent increment over the revised figures for 2023. This upward adjustment is based on anticipated economic growth and the concurrent development within the tourism industry. Consequently, the projected employment

Chart 3.9: Employee Withholding Tax
In MVR millions, unless stated otherwise



Source: Ministry of Finance

withholding tax revenue for the year 2024 is MVR 245.9 million.

A significant portion of employee withholding tax is presently sourced from the tourism industry, and aligning with advancements in the tourism sector, the revised employee withholding tax revenue projections for 2023 exhibit a 10.6 percent increase relative to the figures for 2022. Furthermore, anticipating continued progress in the tourism industry over the medium term, a year-on-year growth trajectory is projected for this revenue during the same period.

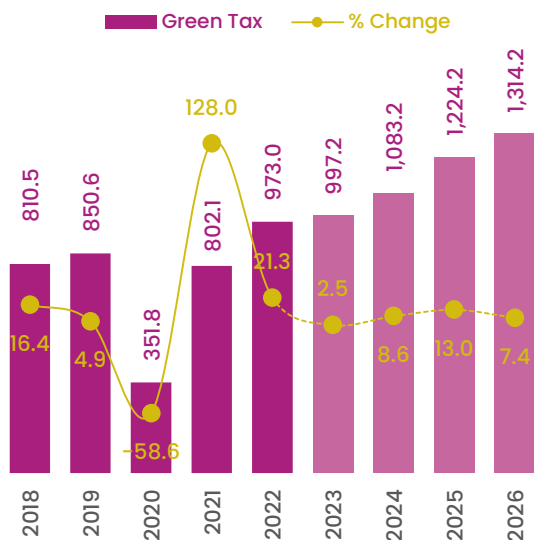
3.1.8 Green Tax

With the expected increase in bed nights spent by tourists in the Maldives, Green Tax revenue projected for the year 2024 is 8.6 percent higher than the revised revenue for the year 2023. As such, the projected Green Tax revenue for 2024 is MVR 1,083.2 million.

With the 11th amendment to Maldives Tourism Act (Act Number 2/99), brought last year, Green Tax rate for tourist guesthouses with 50 beds or more has been

Chart 3.10: Green Tax

In MVR millions, unless stated otherwise



Source: Ministry of Finance

increased to USD 6.0, from USD 3.0. In addition, it has been observed that tourist bed nights during the first quarter of this year is higher than initially projected. As such, revised Green Tax revenue projected for the year 2023 is 2.5 percent higher than the revenue received in the year 2022. In addition, based on the formulated forecasts for tourist arrivals, and as tourists arrivals are expected to increase over the medium term, a year-on-year growth is projected for Green Tax revenue over the medium term.

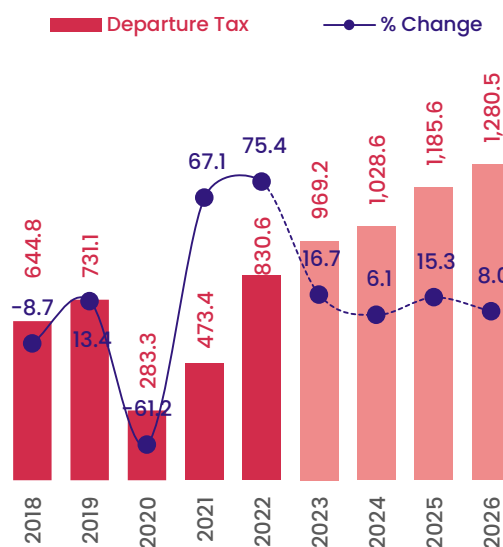
3.1.9 Departure Tax

With the expected increase in tourist arrivals, Departure Tax revenue forecasted for the year 2024 is 6.1 percent higher than the revised revenue projected for the year 2023. As such, MVR 1,028.6 is projected to be received as departure tax, in the year 2024.

Despite lower-than-anticipated tourist arrivals in the second quarter of the year, the arrivals during the first quarter have surpassed the initial forecasts outlined in the approved budget for 2023. Consequently, the

Chart 3.11: Departure Tax

In MVR millions, unless stated otherwise



Source: Ministry of Finance

revised departure tax revenue for 2023 is anticipated to be 16.7 percent higher the revenue received in 2022. Furthermore, with ongoing developments in the tourism industry, a year-on-year average growth rate of 9.8 percent is projected for departure tax over the medium term.

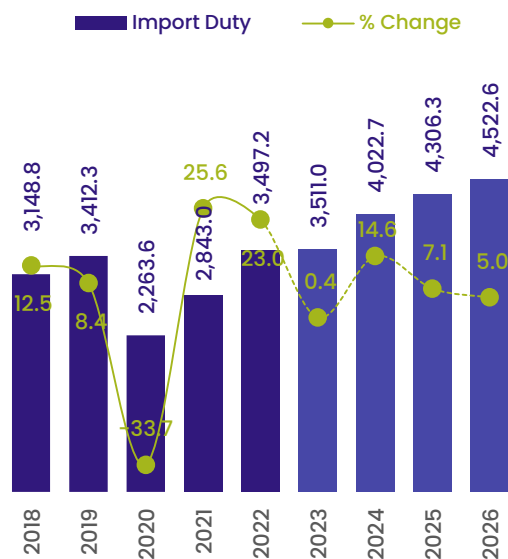
3.1.10 Import Duty

While the spending on various import categories evolves over time, the anticipated economic development, particularly in the construction sector, is expected to contribute to an increase in the country's GDP. Consequently, the projected import duty revenue for the year 2024 reflects a 14.6 percent rise compared to the revised projection for 2023, amounting to MVR 4,022.7 million. This projection takes into account the expected revenue increase from improvements to post-clearance audits conducted by the Maldives Customs Service.

Among the goods imported in 2022 and 2023, fuel have the highest FOB value. However, due to the decline in

Chart 3.12: Import Duty

In MVR millions, unless stated otherwise



Source: Ministry of Finance

fuel prices in the international markets during 2022, the expenditure on imported fuels in 2023 is lower than the declared expenditure last year. Nevertheless, with economic growth, the revised import duty revenue for 2023 is 0.4 percent higher compared to 2022. Additionally, there is a projected year-on-year growth for this revenue, aligned with the expectation that imports will increase at a rate equivalent to the economic growth rate.

Furthermore, the estimates above also account for changes in government revenue arising from improved regulations governing post-clearance audits by the Maldives Customs Service, since it is expected that these reforms will increase import duty revenue over the medium term.

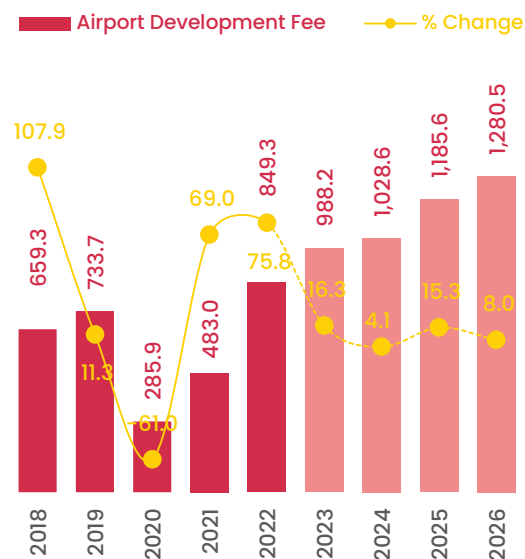
3.2 Non-Tax Revenue

3.2.1 Airport Development Fee

With a projected increase in tourist arrivals for 2024, the forecasted revenue from Airport Development

Chart 3.13: Airport Development Fee

In MVR millions, unless stated otherwise



Source: Ministry of Finance

Fee (ADF) is expected to be MVR 1,028.6 million. This reflects a 4.1 percent growth compared to the revised projections for 2023, as the revenue is based on the number of passengers departing from Velana International Airport.

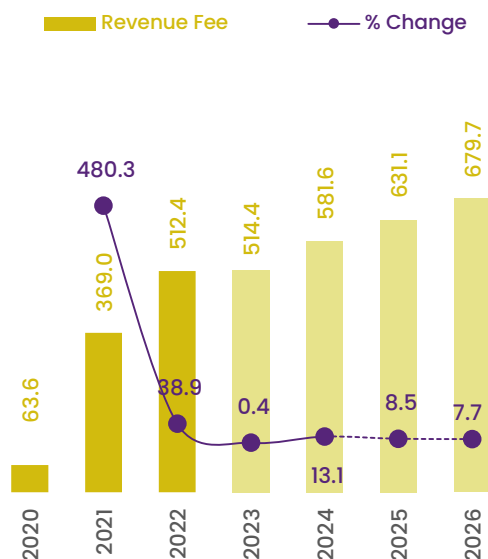
In 2023, the revenue from ADF is anticipated to surpass the 2022 collection by 16.3 percent. This increase is attributed to higher-than-expected tourist arrivals, exceeding the estimates outlined in the Approved Budget for 2023. Furthermore, the upward trend in tourist arrivals is projected to persist in the medium term, leading to a forecasted growth in ADF revenue from 2024 to 2026. This revenue is deposited into the custodian account established at the MMA, designated as SDF.

3.2.2 Revenue Fee

Anticipating an increase in the value of imports due to growth across all economic sectors, Revenue Fee collection for 2024 is estimated to be MVR 581.6 million. This reflects a 13.1 percent increase compared

Chart 3.14: Revenue Fee

In MVR millions, unless stated otherwise



Source: Ministry of Finance

to the revised projection for the year 2023.

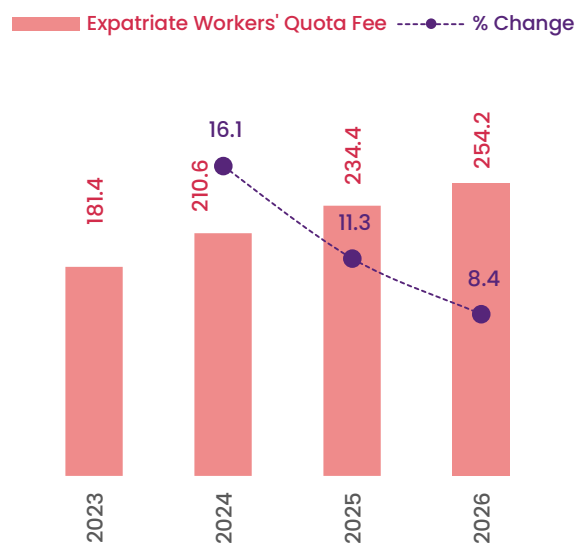
Revenue fee is a fee levied on the value of goods imported to and exported or re-exported from the Maldives, under the Export Import Act of Maldives (Act no. 31/79). Although spending on fuel imported to the Maldives has declined compared to 2022, revenue from this fee is forecasted to increase this year by 0.4 percent, owing to the higher value of other imports. Moreover, year-on-year increment in the collection of Revenue Fee is estimated in medium term as economic activities are expected to increase during the period.

3.2.3 Quota Fee

A 16.1 percent increase in revenue received as Quota Fee is projected for the year 2024, compared to the revised projections of the year 2023. This growth is attributed to the expected increase in the number of foreign workers, with the growth in various economic sectors, including the construction industry. The estimated revenue from this fee for the year 2024 is

Chart 3.15: Quota Fee

In MVR millions, unless stated otherwise



Source: Ministry of Finance

MVR 210.6 million.

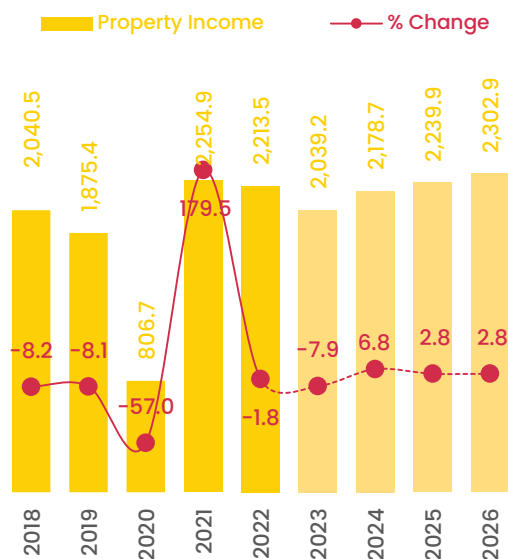
Though this fee was proposed as a new revenue measure for the fiscal year 2020, it was implemented in May 2023. The estimated revenue from Quota Fees for 2023 is MVR 181.4 million, taking into account the three-month window for fee payment, for quotas issued before the policy's enactment, as stipulated in the Regulation on Employment of Foreigners in the Maldives. As the number of foreign workers is expected to increase with the growth in the economy, a year-on-year growth is projected for this revenue over the medium term. Additionally, there is no significant change anticipated in the composition of foreign workers during the medium term.

3.2.4 Property Income

Due to the anticipated commencement of new resorts by 2024, Resort Land Rent, a significant contributor to Property Income, is expected to increase. This, along with growth in other components, is projected to result in a 6.8 percent increase in Property Income compared

Chart 3.16: Property Income

In MVR millions, unless stated otherwise



Source: Ministry of Finance

to the revised forecasts for 2023. Consequently, a forecasted Property Income of MVR 2,178.7 million is projected for 2024, taking in to account the projected revenue growth from reinforced enforcement measures related to the collection of Resort Land Rent.

With Resort Land Rent forecasted to decline by 2.8 percent in the year 2023, compared to 2022, and the transfer of land rent to councils under the Decentralisation Act of the Maldives (Act No. 7/2010), revenue from Land Acquisition and Conversion Fee is projected to be lower this year, compared to 2022. Despite a projected 7.9 percent decline in Property Income in 2023 compared to 2022, an annual average growth rate of 4.2 percent is estimated for the medium term.

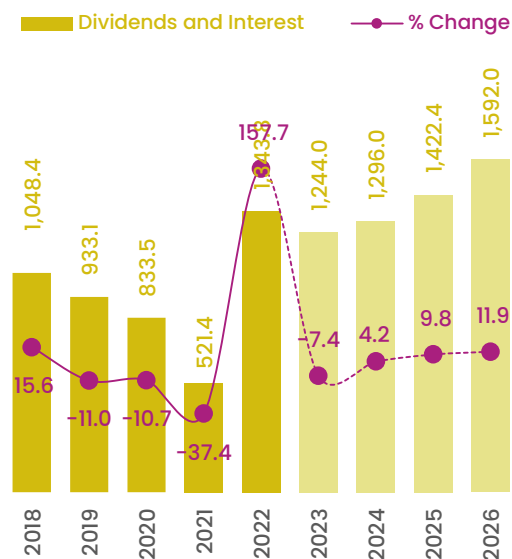
3.2.5 Interest, Profit and

Dividends

Although dividends from State-Owned Enterprises (SOEs) is expected to increase in 2024, compared to 2023, revenue from interest is anticipated to decline.

Chart 3.17: Interest, Profits and Dividends

In MVR millions, unless stated otherwise



Source: Ministry of Finance

Consequently, the overall revenue from Interest, Profit, and Dividends is forecasted to reach MVR 1,296.0 million, reflecting a 4.2 percent increase compared to the revised projections for the year 2023.

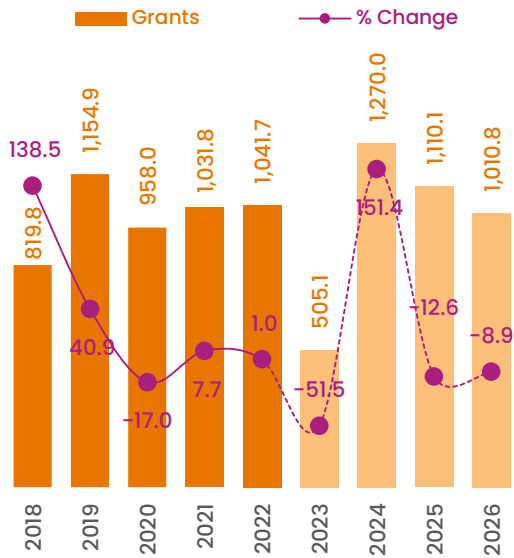
Despite the increase in interest revenue compared to the previous year, the revised projection for revenue from Interest, Profit, and Dividends is 7.4 percent lower in 2023. This decline is attributed to a decrease in dividend payouts by State-Owned Enterprises (SOEs), as some of them choose to retain cash for investment in their capital projects. However, with several development projects initiated by SOEs expected to reach completion in the medium term and their profits expected to experience year-on-year growth, revenue from Interest, Profit, and Dividends is projected to sustain an upward trajectory during this period.

3.3 Grants

Expecting an increase in Cash Grants for the upcoming year, the total grant revenue is projected to rise by

Chart 3.18: Grants

In MVR millions, unless stated otherwise



Source: Ministry of Finance

151.4 percent in 2024 compared to 2023. This is despite the anticipated decrease in revenue from Project Grants due to the commencement of the majority of government projects this year. The forecasted total grant revenue for 2024 is MVR 1,270.0 million, and a decline of 51.5 percent is estimated for this revenue in 2023 relative to 2022.

Government Expenditure

Summary

- The total approved budget for 2024 is MVR 49,855.8 million. Out of this, total expenditure is MVR 47,622.7 million, and while MVR 2,202.4 million is approved for debt repayment. This budget is 0.1 percent higher compared to the revised budget for 2023.
- Personal emoluments account for the largest share of recurrent expenditure. This expenditure is expected to increase by 19.9 percent compared to 2023 due to plans to roll out pay-harmonization for additional sectors.
- Subsidy reforms will drive the most significant changes to the expenditure next year. Most of the indirect subsidy regimes will be revised and reformed to a targeted subsidy regime with the intention to support the most vulnerable.
- The total approved budget for PSIP is MVR 8,914.2 million in 2024. The largest portion of the PSIP expenditure is allocated to airport development projects.
- The total share of expenditure on debt servicing, including interest and debt repayments, accounts for 15.0 percent of the total budget for 2024. From this, MVR 5,244.0 million is allocated to interest payments.

1. Introduction

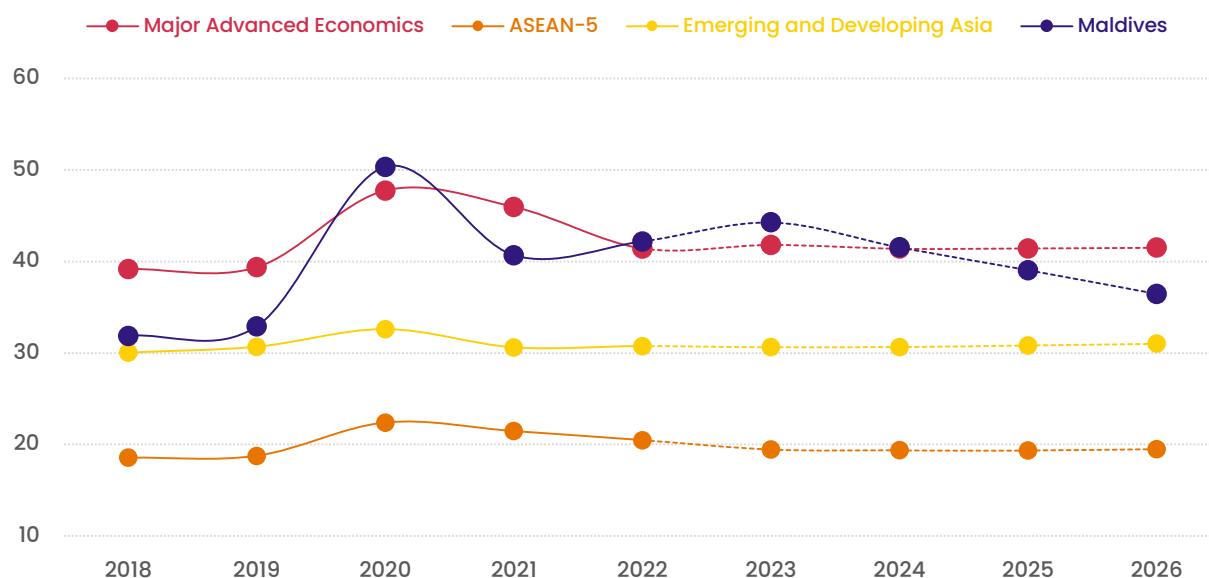
Government expenditures primarily focus on providing public services to the people, ensuring social security, and promoting infrastructural and economic development in the country. Additionally, a significant portion of expenditure is also allocated to debt repayment.

This chapter consists of a brief summary of the Budget 2023, followed by a comprehensive analysis of the Budget 2024. These details include changes to the

expenditures of the budgetary allocations compared to the previous years, in addition to the medium-term trajectories of these expenses.

Trends in public expenditure over the past five years indicate that the Government spending constituted to about 40 percent of the GDP. Out of this, recurrent expenditure averaged at about 30 percent of GDP, while capital expenditure stood at 12 percent of GDP on average, during this period. Notably, capital expenditure as a share of GDP has been on the rise since 2016. Despite a declining trajectory in the

Chart 4.1: Expenditure as a share of GDP
Percentage



Source: Ministry of Finance, International Monetary Fund

medium-term, the expenditure-to-GDP ratio is unlikely to revert to pre-pandemic levels within this period.

Government expenditure plays a crucial role in the nation's development, especially for rapidly growing economies such as the Maldives. The Government has to bear significant costs to ensure access to public services to populations dispersed across several islands. Moreover, public expenditure does not adjust automatically due to economic shocks, unlike Government revenue. This means that despite revenue shortfalls resulting from economic shocks, public expenditure remains at the same level. As depicted in Chart 4.1, Government expenditure of the Maldives as a percentage of GDP comparable to that of the seven most developed countries. As such, Maldives falls in the same category as those with the highest public expenditures as a share of GDP. However, since Government revenue as a share of GDP is not on the same level as these countries, continued spending at this level is unsustainable. Therefore,

reducing public spending as a percentage of GDP, in line with emerging and developing Asian economies, is a crucial step to ensure fiscal sustainability.

2. Budget 2023

The revised expenditure for 2023 is estimated at MVR 49,350.1 million, amounting to a MVR 6,509.3 million increment over the approved budget for the year. A supplementary budget of the same amount has been approved by the parliament to accommodate this increase. A summary of the supplementary budget approved by the People's Majlis in October this year is presented in table 4.1. Additional details on the components driving these increases are provided under section 4 of this chapter.

Increased spending on Aasandha, subsidies and PSIP was the contributing factor for the budget overrun from the approved budget 2023. The increase in the budgeted expenditure on Aasandha is a result of the delay in implementation of the bulk procurement of drugs planned in 2023. Similarly, the estimated

Table 4.1: Supplementary Budget 2023

In MVR millions

	Approved Budget	Supplementary Budget	With Supplement
Total Budget	42,840.8	6,509.3	49,350.1
Reccurent expenditure	28,636.8	3,120.4	31,757.2
Subsidy	2,465.8	1,859.3	4,325.0
Aasandha	1,045.0	1,261.1	2,306.1
Capital expenditure	14,204.0	3,388.9	17,592.9
PSIP	8,552.3	1,785.9	10,338.2

Source: Ministry of Finance

savings from subsidy costs from revising the fuel and electricity subsidy regimes have not materialized due to the policies not being implemented as planned. Furthermore, the costs of Aasandha and subsidies rise in tandem with the increased utilization of medical services and electricity consumption.

In addition, development projects that had been delayed due to the COVID-19 pandemic have now started to gain momentum and consequently, the expenditure on PSIP has exceeded the estimates in

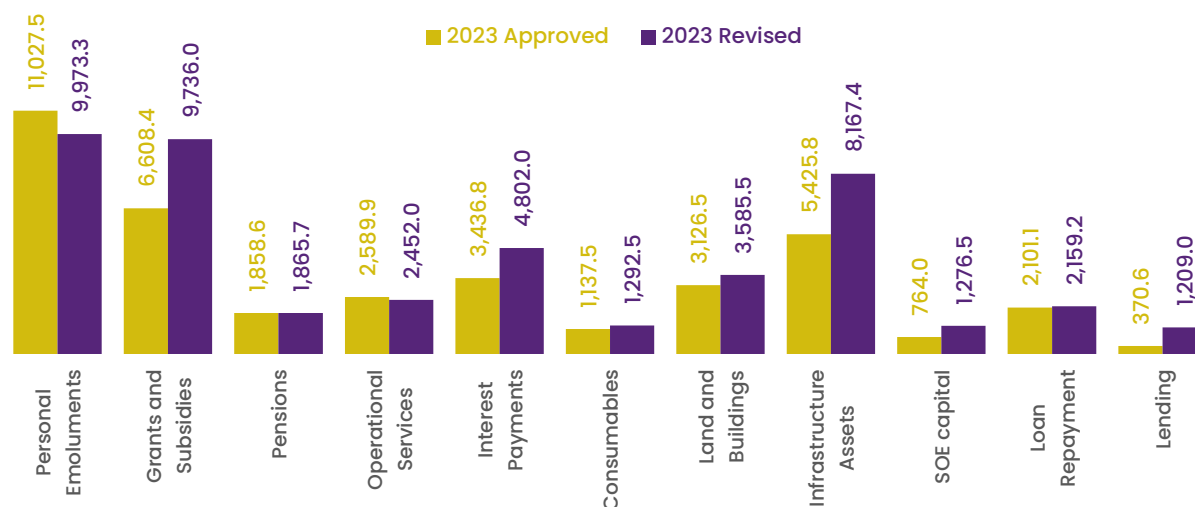
the Budget 2023. Moreover, the capital contribution expenses on SOEs is anticipated to be higher than initial estimates.

3. Budget 2024

The total approved budget for 2024 is MVR 49,855.8 million, with a total expenditure of MVR 47,622.7 million. The approved budget represents a 1.0 percent increase compared to the Budget 2023. The Budget 2025 is expected to increase by 16.5 percent followed by a 3.8 percent increment in 2026, primarily due to

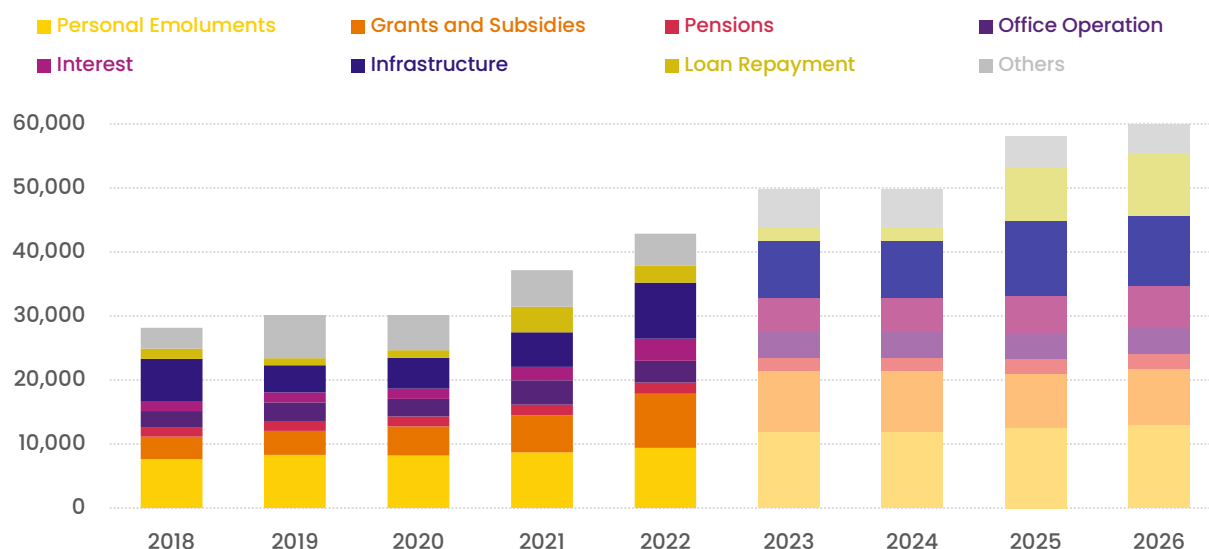
Chart 4.2: Major Components of Budget 2023

In MVR millions



Source: Ministry of Finance

Chart 4.3: Major Components of the Budget 2024
In MVR millions



Source: Ministry of Finance

higher expenses on loan repayment in the medium-term. However, when debt repayment costs are deducted, the total expenditure is expected to be on a declining trend. Additional details on debt servicing are included under section 4.9 of this chapter.

As indicated in Chart 4.3, illustrating the economic classification of the Budget 2024, 70.0 percent of the budget is allocated on recurrent expenditure. A total of MVR 34,875.9 million has been earmarked for recurrent expenditure in 2024, reflecting a 7.7 percent increase compared to the previous year. Most of the recurrent expenses are concentrated on personal emoluments, subsidies, and supplies and requisites for service provision. Details on the factors contributing to the increased expenses on personal emoluments and subsidies in 2024 can be found under sections 4.1 and 4.5.2 of this chapter, respectively.

Budget 2024 allocates 30.0 percent or MVR 14,979.9 million on capital expenditure. This is an 11.7 percent decline compared to 2023. The reason for this decline is the reduction in the expenditure on major

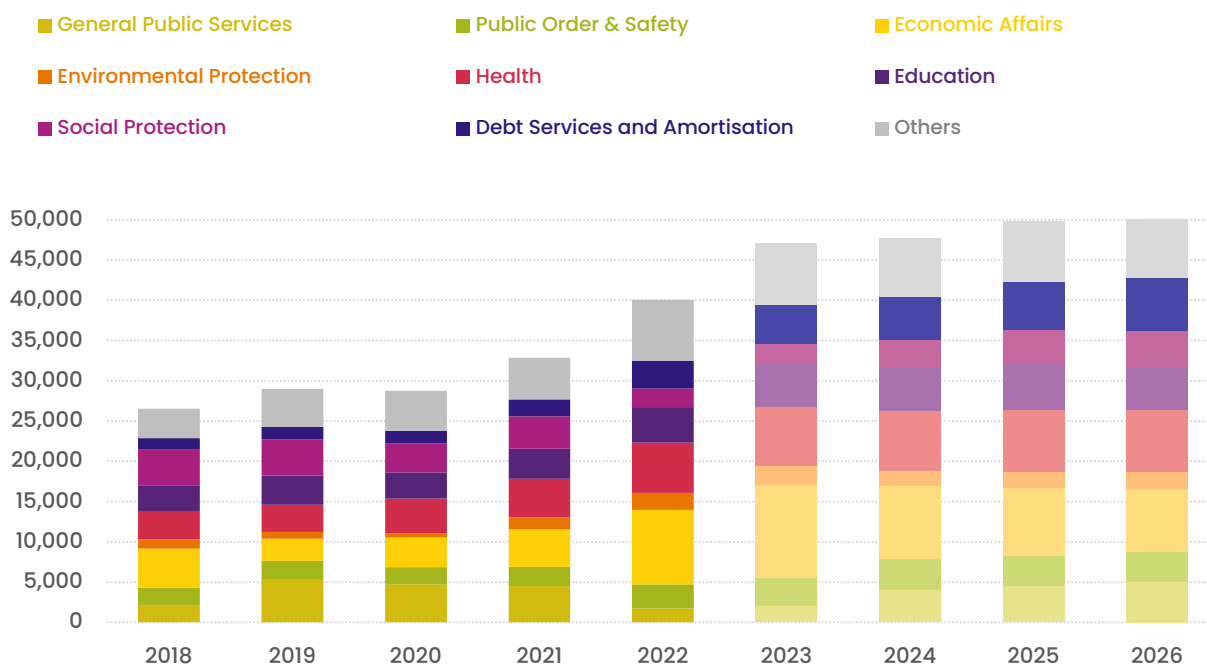
components of capital spending such as PSIP, capital contributions and other capital expenditure. However, adequate funds to complete the ongoing projects as well as the high-priority projects of the new administration have been included in the PSIP budget. Further details on the PSIP expenditure are provided under section 4.8 of this chapter, along with details on capital contribution under section 4.7.

The impact of various policies set to be implemented in 2024 and the medium-term to achieve the fiscal objectives, as outlined in the Fiscal Policy chapter, is covered in the relevant section on each expenditure component. Expenditure reduction measures are expected to have the most significant impact on various sub-components under grants, contributions and subsidies.

Looking at the functional classification of the Budget 2024, the largest portion is allocated to economic affairs. (Chart 4.4) While the main reason for the high expenditure on this function is due to the inclusion of infrastructure projects, transport constitutes the most

Chart 4.4: Functional Classification of Expenditures

In MVR millions



Source: Ministry of Finance

significant share of it. Noteworthy expenses under transport include expenses related to airport, port and harbor development and, transport subsidies. Health is the next major component of expenditure, covering expenses such as salaries and allowances for public health professionals, Aasandha, medical consumables, and PSIP projects attributed to the sector. Meanwhile, expenditure on debt servicing and education are estimated to constitute to approximately one-tenth of the Budget 2024.

Over the medium-term, the functional allocation of the budget is not expected to vary as much when compared with Budget 2024. However, it is anticipated that the share of debt servicing expenditures will increase, while the share of the expenditure on economic affairs will decline during this period. Detailed information on the functional classification of the budget can be found in the Fiscal Policy chapter.

4. Major Components of the Budget

This section highlights the components of expenditure where there are significant differences in Budget 2024 compared to the current budget. Furthermore, detailed explanations of the impact of cost-reduction measures on the various components of the budget is provided in this section.

4.1 Personal Emoluments

The most significant expenditure in the 2024 budget pertains to the salaries, wages and allowances of government employees, amounting to MVR 11,965.7 million. This is equivalent to approximately a quarter of the entire budget, while the largest portion of this expenditure is allocated for the education sector. As such, the AGA with the highest increment is expected

to be the Ministry of Education with the next year's budget.

Starting in 2022, the government has been actively working to address major issues within the pay structure of public sector employees, including pay gaps and inequities—through pay harmonization. The government planned a phased implementation of pay-harmonization to minimize the fiscal burden. As such, pay harmonization was initiated in the education sector in 2022, followed by the harmonization of the health sector's pay from May 2023. This is the main reason for the 6.3 percent increase in the expenditure of this sector compared to the previous year. Furthermore, there has been an increase in the number of public sector employees in recent years due to legislative changes, commencement of new programs and projects. PSIP projects such as the airport project, require additional employees within the government, resulting in the increase of employees.

As depicted in Chart 4.5, the primary driver of the annual increase in expenditure for this component

in the upcoming year and the medium-term is the implementation of the various phases of pay harmonization across the public sector. As such, the Budget 2024 includes MVR 500 million as a NPI to extend pay harmonization to additional sectors. Additional expenditure allocations have been made in 2025 and 2026 to accommodate pay harmonization, with the target of harmonizing pay across the public sector in 2026.

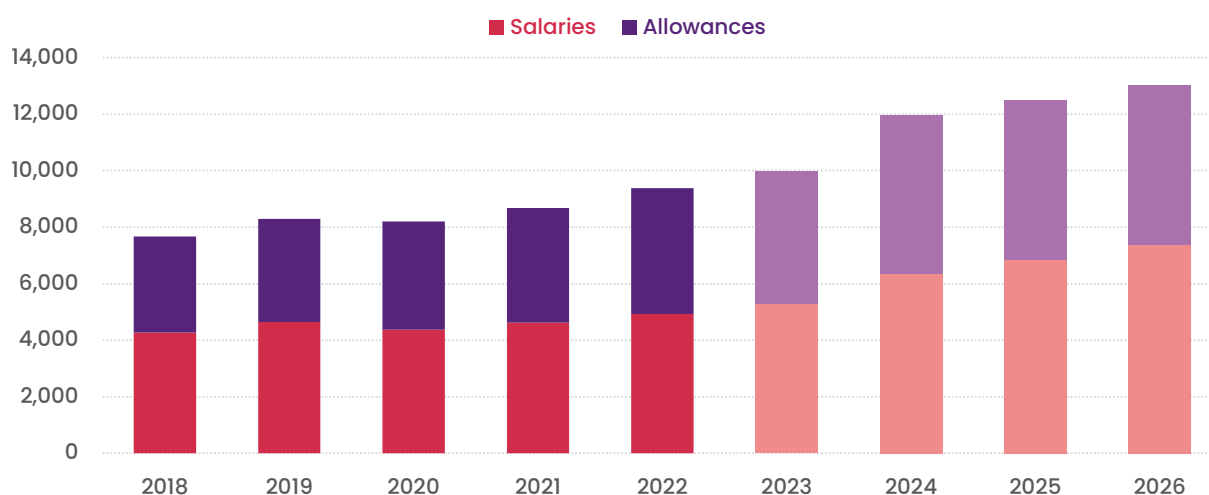
4.2 Pensions, Retirement Benefits and Gratuities

The national budget covers various programs aimed at supporting the elderly including basic pensions, special benefits, and employer contributions to the MRPS. These expenditures represent 4.1 percent of the Budget 2024. Roughly two-thirds of these expenses, is allocated to basic pensions, which are pensions for all individuals aged 65 and above.

As depicted in Chart 4.6, the expenditure on this component was driven by the increasing old age population until 2021. Additionally, employer

Chart 4.5: Personal Emoluments

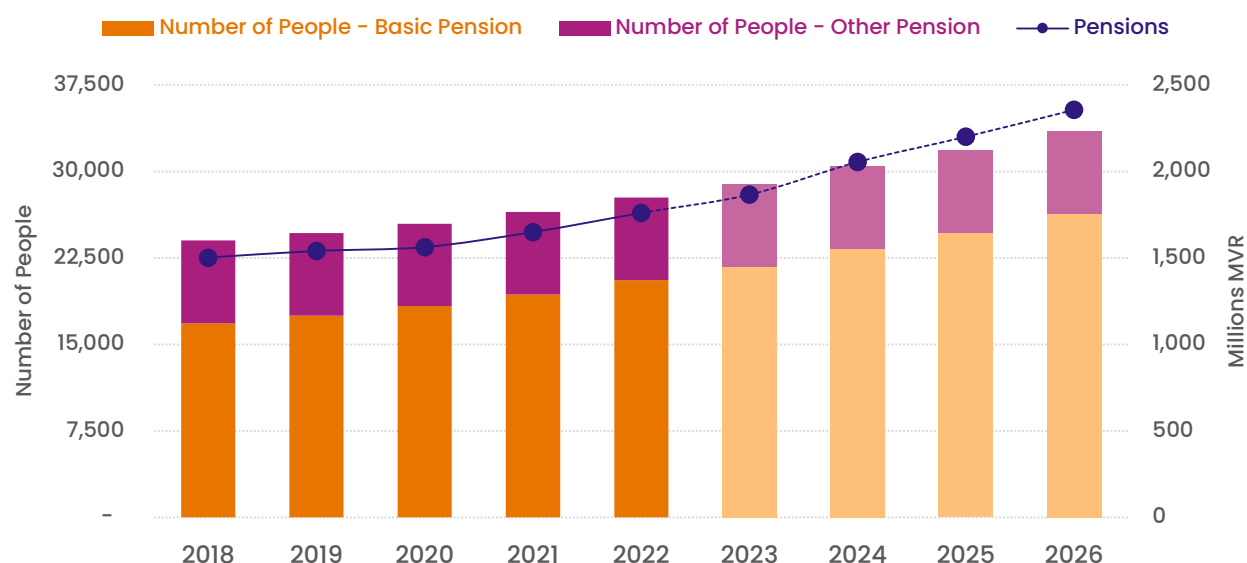
In MVR millions



Source: Ministry of Finance

Chart 4.6: Pensions, Retirement Benefits and Gratuities

In MVR millions, unless stated otherwise



Source: Ministry of Finance

contributions to the retirement pension scheme has increased, attributing to the rise in the basic salaries of government employees as a result of pay harmonization and the establishment of a minimum wage. It is expected that the rate of increase will slow down once pay harmonization is fully implemented. Nevertheless, as in previous years, expenses on pension will continue to increase due to changes in the demographics of the country's population. It is noteworthy that the Maldives allocates a significant proportion of its GDP to basic pensions. In comparison to OECD countries, where the average basic pension represents 22 percent of GDP per capita, Maldives's basic pension constitutes 24 percent of GDP per capita.

4.3 Operational Expenses

Operational expenditure, which include office supplies and services, constitute 7.4 percent of the Budget 2024. This component covers utility costs for offices (such as electricity, water, internet, and telephone

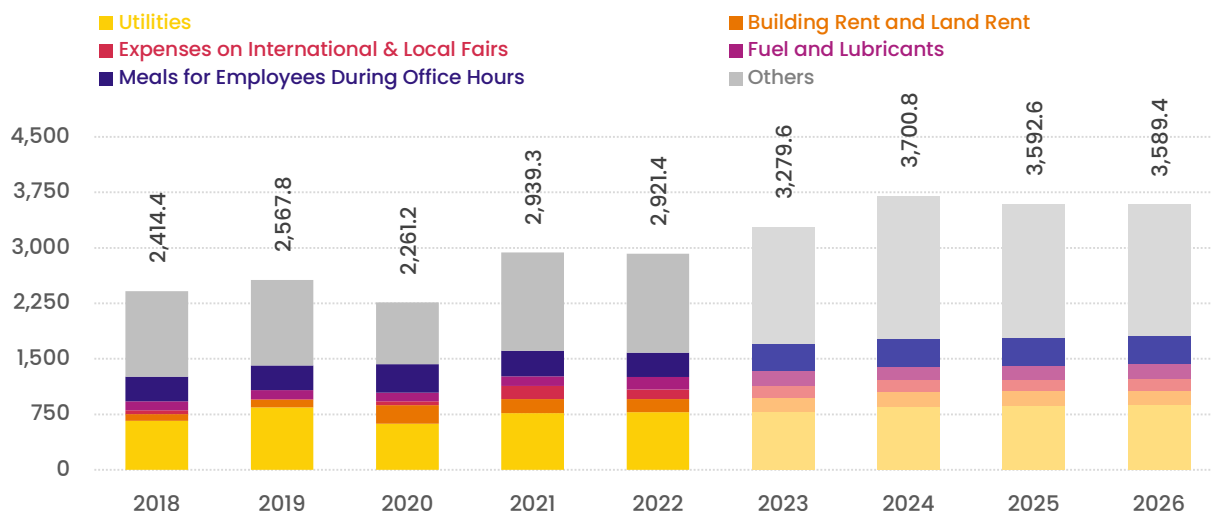
services), meals for employees during service¹, rental expenses, fuel and lubricants, and medical expenses of police and MNDF. Public order and safety account for approximately a quarter of this expenditure.

Operational expenses are expected to increase by 12.3 percent this year compared to 2022, with the relaxation of budgetary controls following the COVID-19 pandemic. The expenditures on this component is expected to increase by an additional 12.8 percent in 2024, owing to the inclusion of the premium on fuel hedging. Despite this additional cost, larger savings are anticipated with the reforms on fuel subsidies. In contrast, some operational expenses are expected to decline in the coming year. Expenses for the operation of an AGA, which was previously classified under this component, has now been reclassified under grants, contributions and subsidies in the Budget 2024. Furthermore, savings are expected with the

¹ The majority of these expenses are on meals provided for on-duty law enforcement and military personnel.

Chart 4.7: Operational Expenses

In MVR millions



Source: Ministry of Finance

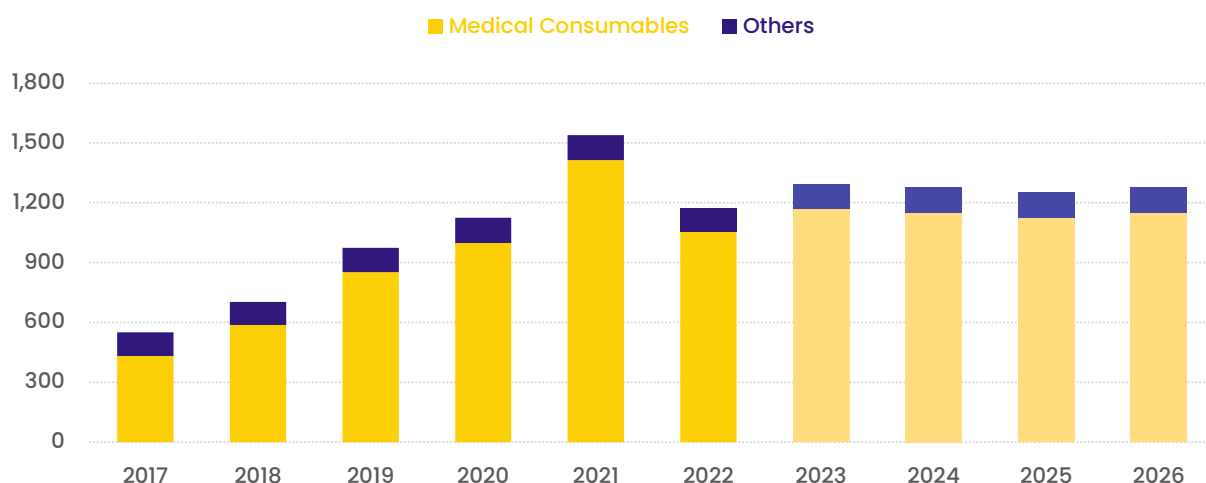
revision of the policy on medical expenses for police and the military. The anticipated decline in global oil prices is also expected to lower the costs associated with fuel for vehicles and vessels, which is a major expense from this component. In the medium-term, no additional policy changes that has a significant impact on this component is anticipated.

4.4 Supplies and Requisites for Service Provision

The expenditure on this component accounts for 2.6 percent of the Budget 2024, with medical consumables making up 90.0 percent of this expenditure. The

Chart 4.8: Supplies and Requisites for Service Provision

In MVR millions



Source: Ministry of Finance

Budget 2024 allocates MVR 1,148.5 million for medical consumables in public hospitals. The expenses on medical consumables have increased over the past two years due to the COVID-19 pandemic. However, it is expected that the expenditure on medical consumables will decrease by 2.0 percent in 2024, compared to 2023. The primary reason for this expected decline in the cost of this component in 2024 is the implementation of the bulk procurement of medical consumables, reducing the procurement cost.

The cost of this segment was expected to decrease in 2023 due to the pandemic being under control and returning to pre-pandemic conditions in 2022, as well as the implementation of the bulk procurement. However, bulk procurement only covered the procurement of medicines this year. As a result, the expenditure on medical consumables is expected to be 15.5 percent higher than the approved budget for 2023. Additionally, the expansion of services offered by public hospitals and health centers throughout the year contributed to the increase in this expenditure.

Regardless, bulk procurement medicines and medical consumables is set to be fully implemented in 2024, and the expected savings are anticipated to realize in 2024 and the medium-term. Therefore, the expenditure on this component is expected to decrease over the medium-term.

4.5 Grants, Contributions and Subsidies

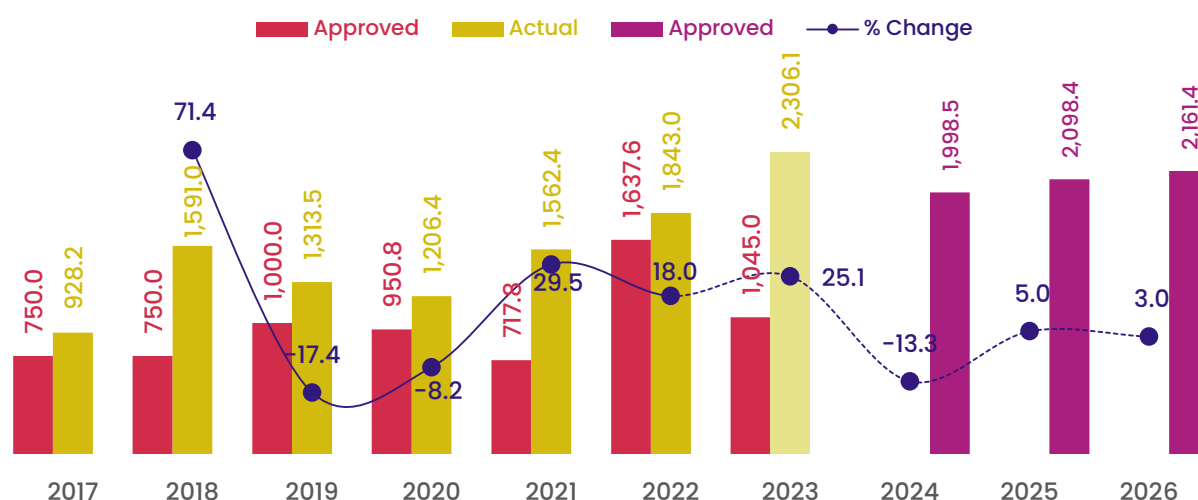
4.5.1 Aasandha Health

Insurance Scheme

Expenditure on Aasandha is the largest expenditure for one single budget item, accounting for 4.0 percent of the 2024 budget. The allocation for Aasandha expenditure for 2024 is MVR 1,998.5, which reflects a 13.3 percent reduction compared to 2023. It is estimated that the proposed reform measures to improve the efficiency of the Aasandha system will result in a reduction in Aasandha expenditure.

Chart 4.9: Expenditure on Aasandha Scheme

In MVR millions, unless stated otherwise



Note: Approved 2023 figures do not include the budget supplement for the year.

Source: Ministry of Finance

In the past two years, actual expenditure on Aasandha's is more than twice the budgeted allocation. Likewise, while the allocated expenditure for Aasandha in Budget 2023 was MVR 1,045.0 million, the revised estimates show that actual expenditure by the end of the year will reach MVR 2,306.1 million. The primary reason for the substantial increase in the expenditure compared to budget allocation is the delay in implementing the reform policies to increase the efficiency of Aasandha system. As such, previously estimated savings was not realized due to the delay in implementation of proposed bulk procurement policy, which was initially scheduled to commence in early 2023. The expenditure on Aasandha has also increased because the growth in utilization of non-emergency medical services during 2022 and 2023 following a slowdown in such medical services following Covid-19 pandemic.

Amongst the proposed policies aimed at increasing the efficiency of Aasandha system, importing medicines through a bulk procurement policy in

collaboration with UNDP has been initiated during 2023². Moreover, through proposed policies to curb the overuse of Aasandha is expected to bring reductions in Aasandha expenditure. These policies are expected to lower the expenditure on Aasandha in the medium-term (Chart 4.9).

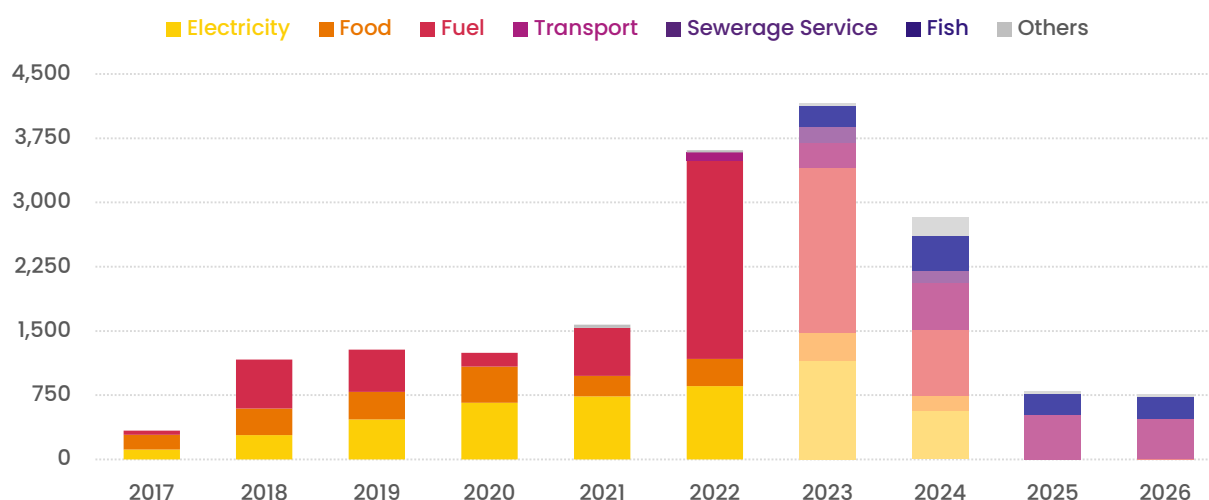
4.5.2 Indirect Subsidy

The expenditure on indirect subsidies is proposed to be significantly revised for next year and in the medium-term. As detailed in the Fiscal Policy Chapter, reforming indirect subsidies is one of the policies proposed to ensure fiscal and debt sustainability. As such, the estimated expenditure for indirect subsidies reflects the impacts of replacing the existing indirect subsidies; fuel, electricity, staple food and sanitation to direct transfers. Chart 4.10 illustrates expenditure on indirect subsidies in the past five years and estimated

² Additional details on bulk procurement of medicines can be found on Information Box 5.

Chart 4.10: Expenditure on Indirect Subsidies

In MVR millions



Note: Other subsidies consist of water, housing and waste management subsidies.

Source: Ministry of Finance

impact on expenditure for indirect subsidies as a result of the proposed policy reforms.

Among indirect subsidies, expenditure for electricity subsidy and fuel subsidy is estimated to be higher compared to the initially approved budget for 2023. Expenditure on electricity subsidy increased because of the payment of electricity subsidy in advance to FENAKA Corporation for their cashflow management. The expenditure on fuel subsidy is higher than budget allocation because of the delay in implementation of proposed reforms for fuel subsidy. Hence, the estimated savings from implementation of the reforms was not realized during the year 2023.

As shown in Chart 4.10, the implementation of the indirect subsidy reform in mid-2024 is estimated to approximately halve the expenditure on indirect subsidies in 2024 and will be significantly reduced from 2025 onwards. The expenditure for fuel subsidy will only include expenditure on fuel subsidy that is currently being provided for fishermen, from 2025 onwards. Therefore, the indirect subsidies provided by the government from 2025 onwards will be transport subsidy, fisheries subsidy and waste management subsidy. Of these subsidies, expenditure on transport subsidy is expected to increase with the expansion of the Raajje Transport Link (RTL) in 2024 and 2025. Likewise, the expenditure on fisheries subsidy is likely to increase in 2024 with the increase in fish purchase price fixed by government in September 2023. Nevertheless, by improving efficiency of fish processing and increasing the value-addition of fish products, the cost of this subsidy is expected to decline in the medium-term. In addition, housing subsidy of MVR 177.4 million has been allocated for the year 2024 to assist HDC to manage the impact on their cashflow as a result of lowering the rent of Hiya flats for a 5-year period. Expenditure for housing

subsidy is allocated as a one-time subsidy in 2024, with the assumption that HDC's revenue will increase in the medium-term and will not require support for cashflow management in the medium-term.

4.5.3 Targeted Basic Income and Other Welfare Aid and Grants

MVR 600 million has been allocated for the year 2024 to introduce a targeted transfer system to replace major indirect subsidies that are currently being provided by the government. As detailed in the previous section on indirect subsidies, replacing the current universal indirect subsidy system with a direct transfer system and introducing a targeted basic income is one of the key expenditure consolidation reforms proposed in this budget. The new system is designed to benefit majority of the population excluding individuals on higher income brackets. Since targeted basic income is planned to be implemented from July 2024, twice the estimated expenditure of 2024 is allocated for the year 2025 and the expenditure on targeted basic income is expected to be relatively stable in the subsequent years.

Disability allowance is estimated to increase by 73.1 percent in 2024 compared the previous year. This increase resulted from changing the disability allowance according to different categories of disability. After the introduction of national disability registry as part of the social sector reforms, the disability allowance is categorized based on the severity of the disability as opposed to the fixed allowance that was previously given. In the medium term, this expenditure is estimated to increase in line with the increase in the number of people registered in the disability register.

Some expenditures that were previously elsewhere classified has been allocated to other grants and transfers from 2024 onwards. As such, transfers to

SOEs to provide public services are now classified into other grants and transfers. Transfers to PSM for their operations, which was previously classified as expenditure of operational services will be classified as a transfer to SOE from 2024 onwards. With the subsidy reform, additional expenses for FENAKA and STELCO have been included in this category. Expenditure has been allocated for conditional transfers to encourage utility companies to improve their efficiency in the medium-term while subsidy reforms are being implemented. Details of these expenditures will be available from special budget table.

4.5.4 Council Block Grants

As the forecasted government revenue is estimated to be higher than the revenue in 2023, the expenditure allocated for council block grant is estimated to be higher for the year 2024. Expenditure allocated for council block grants is MVR 2,225.2 million for the year 2024, which is an increase of 20.7 the previous year. Furthermore, the total amount of block grant received

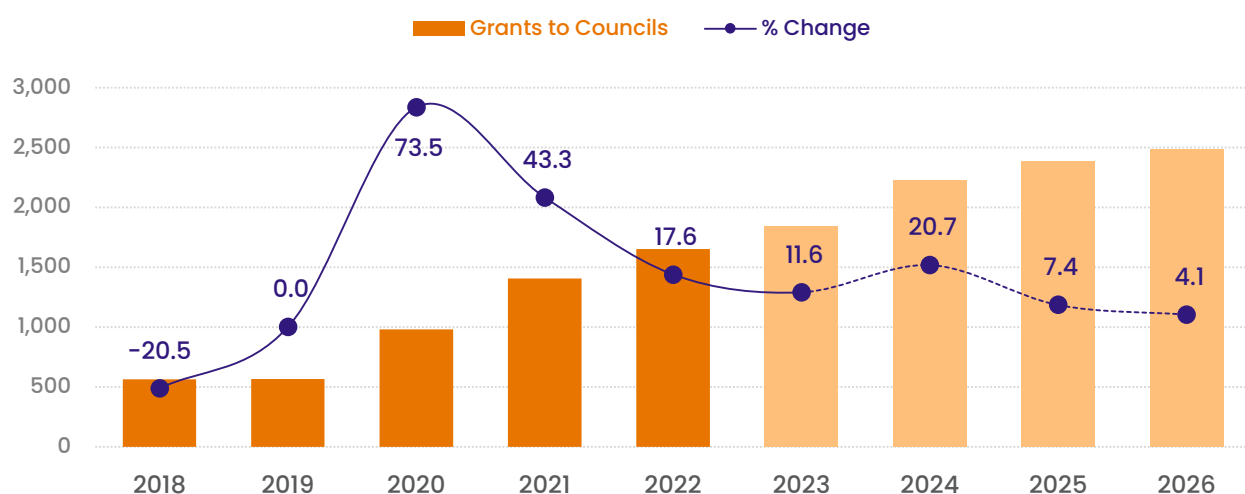
by almost all councils in 2024 will exceed the amount received in the previous year. As the population data from Census 2022 has been available, the population data in the block grant formula has been updated using the new census data. The main difference in amount of block grants to different councils reflect the changes to the population compared to the population figures from Census 2014. If block grant allocation for any council is lower, it is due to a record of significantly lower resident population in Census 2022 compared to Census 2014 data. Further details of estimation of total expenditure on block grant and allocation formula of block grant are available in Information Box 6.

4.6 Training, Scholarships, Free Degree and Student Loans

The recurrent expenditures of training, scholarships and free degrees and the capital expenditure of

Chart 4.11: Council Block Grants

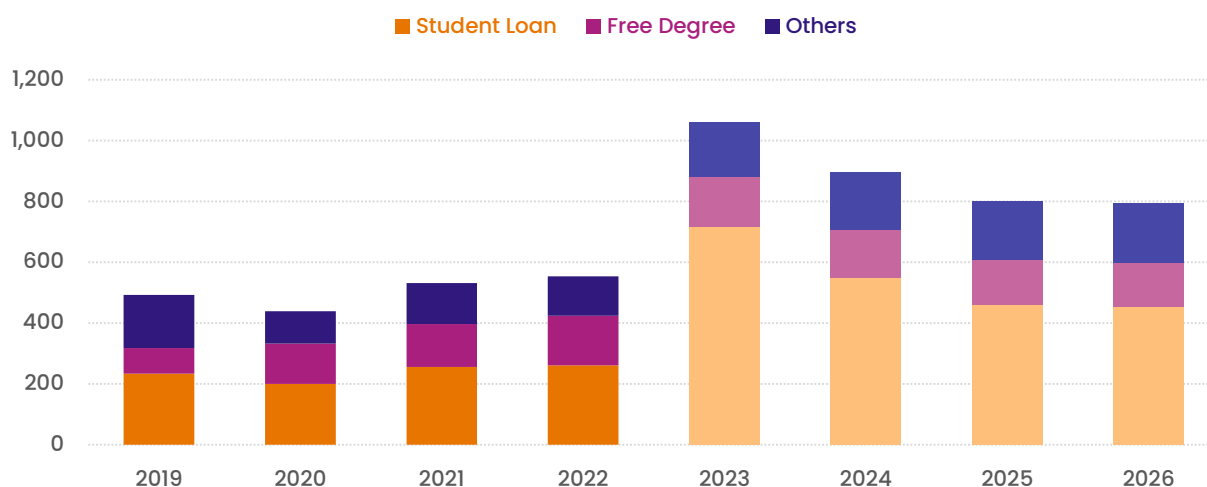
In MVR millions, unless stated otherwise



Note: Figures for 2018 and 2019 reflect the expenditures of local councils, and figures from 2020 onwards reflect the council block grants.

Source: Ministry of Finance

Chart 4.12: Expenditure on Free Degrees, Scholarships and Student Loan Scheme
In MVR millions



Source: Ministry of Finance

student loans, constitute 1.8 percent of the total budget in 2024, amounting to MVR 894.8 million. These expenditures are estimated to increase by 61.4 percent by the end of the current financial year compared to 2022, which is 93.7 percent higher than the initially estimated budget allocation for the current fiscal year. The increase in this expenditure is attributed to the increase in the number of selected students for the National Student Loan Scheme compared initially projected number of students during the estimation of expenditure for Budget 2023. Unlike previous years, the number of students who begin their studies during the year of selection is higher in 2023 and hence realization of expenditure is also higher during the year. the increase in the number of students granted admission under the loan scheme is expected to result in higher expenditure this year. For the year 2024, the expenditure for student loans for 300 new students is allocated in the budget. With the introduction of the new scholarship program in 2023, it is expected that expenditure on scholarship will increase in the current year and the next year, while the uptake of student loan is expected to be lower in the next year and in the

medium-term. Therefore, a decline in expenditure on student loans is likely to reduce the total expenditure on these expenditures in the medium-term as seen in Chart 4.12.

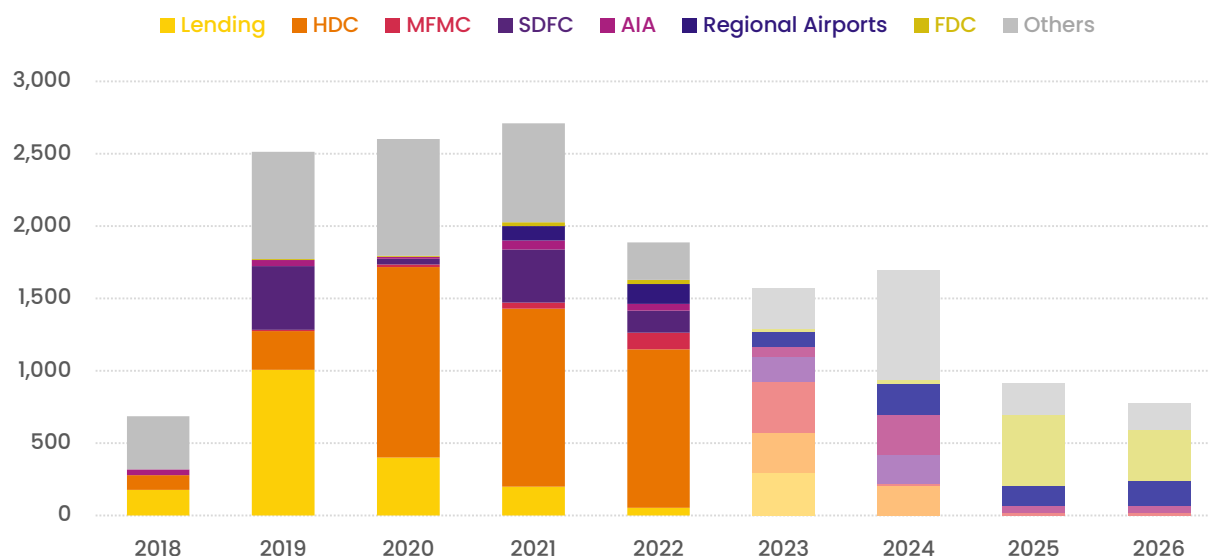
4.7 Capital Contribution and Loan Outlays for SOEs

The expenditure on capital contribution and loan outlays for State-Owned Enterprises (SOEs) represents 3.4 percent of the Budget 2024. Capital contributions to Addu International Airport, HDC (for the installation of more lifts in Hiyaa flats and the purchase of land for new social housing), Regional Airports Company, and SDFC make up 70 percent of the total capital contribution, of which, the most significant amount is allocated to Addu International Airport. It is noteworthy that there are no provisions in the budget for loan outlays for SOEs in 2024. Details on these expenditures are available in the special budget table.

The expenditure on capital contributions is estimated

Chart 4.13: Capital Contribution and Total Lending to SOEs

In MVR millions



Source: Ministry of Finance

to be 67.1 percent higher than initially estimated expenditure for the current fiscal year. Several factors contribute to this increase, including a reduction in the rent for Hiyaa flats in the current financial year, lower-than-expected revenue from the sale of land, the capital contribution to support HDC's cashflow management, and providing cross-subsidy revenue to MFMC as capital contribution. While the expenditure on capital contributions in 2024 is expected to remain at the same level as the previous year, the efficiency of state-owned firms in the medium-term is expected to improve, leading to less reliance on capital contribution by SOEs. Furthermore, as detailed in Section 4.5.3 of this chapter, some expenditures previously classified as capital contributions will be classified as transfer or grants to SOEs and hence expenditure classified in this category is likely to be lower in the next year and the medium-term. In the medium term, majority of expenditure in this category is estimated to comprise of expenditure on capital contributions to housing projects by The Fahi

Dhiriulhun Corporation.

Loans to State-Owned Enterprises (SOEs) and others have been realized in the past years, despite no allocation for this expenditure being made in the budget. In general, SOEs receive loans from the government as support for their cashflow management. Given that the need of SOEs for government loan support is difficult to be anticipated, it is difficult to make a provision for this expenditure in the budget. Among the reasons for loan support for SOEs are, loan support for FENAKA to pay their fuel bill, RDC to facilitate the purchase of machinery and vehicles for the government projects undertaken by the company. Loans to other parties include loans for SIFCO and POLCO to support their housing projects.

4.8 PSIP

The allocated expenditure for Public Sector Investment Program (PSIP) constituting the majority of capital expenditure, is MVR 8,914.2 million, equivalent to 17.9 percent of the 2024 budget. Next year's allocation

for PSIP expenditure is decrease of 23.9 percent compared to this expenditure in 2023. Given that PSIP is a medium-term expenditure plan which includes projects prioritized by the administration – aligned with the pledges in the manifesto or the development plan of that administration – there is a faster implementation and progress of projects during the last year of each administration. During the first year of each administration, expenditure on PSIP tends to be lower as a new administration primarily focuses on planning and initiating new projects during the first year.

In years 2022 and 2023, the two years following the recovery from Covid-19 pandemic, the realization of expenditure on PSIP exceeded initial budget estimates, resulting from the faster-than-anticipated implementation and progress of projects after a slowdown due to the Covid-19 pandemic. The expenditure for PSIP in the current fiscal year is estimated to be MVR 11,716.8 million, which is an increase of 37.0 percent increase compared to the

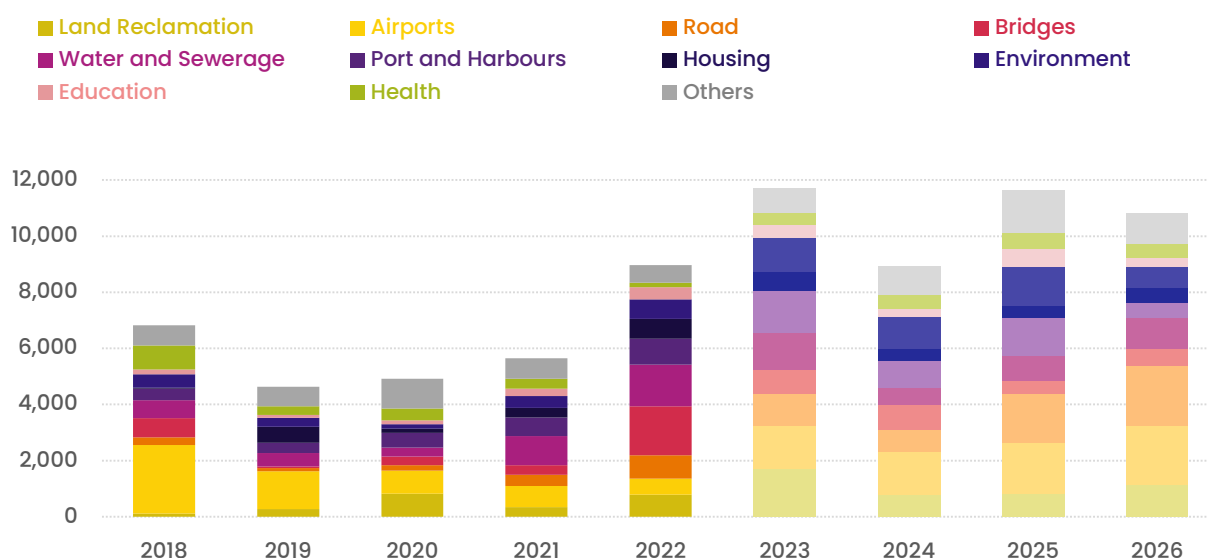
initial budget allocation for the year.

As seen in Chart 4.14, expenditure on land reclamation, airport development, road and bridge construction, water and sanitation projects, and port and harbor development contributed the most to PSIP expenditure between the years 2018 and 2023. Among these projects, the most significant projects are Thilamale' Bridge project, Velana International Airport, Gulhifalhu Land Reclamation and Port Development project, and Addu City Road Construction project. Additionally, while individual water and sanitation projects and hospital construction projects on various islands are comparatively smaller in scale, their collective expenditure contributes significantly to the overall PSIP expenditure, given that these projects are being simultaneously undertaken in many islands.

Continuation of ongoing projects was prioritized in the allocation of expenditure for PSIP in 2024. Approximately one-fourth of the PSIP expenditure for 2024 will be dedicated to the implementation of ongoing projects. Table 4.2 provides an overview of

Chart 4.14: PSIP by Project Type

In MVR millions



Source: Ministry of Finance

Table 4.2: PSIP by Status

In MVR millions, unless stated otherwise

	Count	2024	2025	2026
New projects	612	1,350.7	2,989.0	3,634.6
Pretendering	280	242.0	428.8	342.5
Tendering	110	172.1	178.9	143.1
Awarded	36	77.4	207.9	191.9
Contracted	361	653.0	1,205.8	593.3
Ongoing	450	6,266.0	6,636.0	5,913.5
Retention	212	152.9	1.7	3.0
Total	2,057	8,914.2	11,648.1	10,821.9

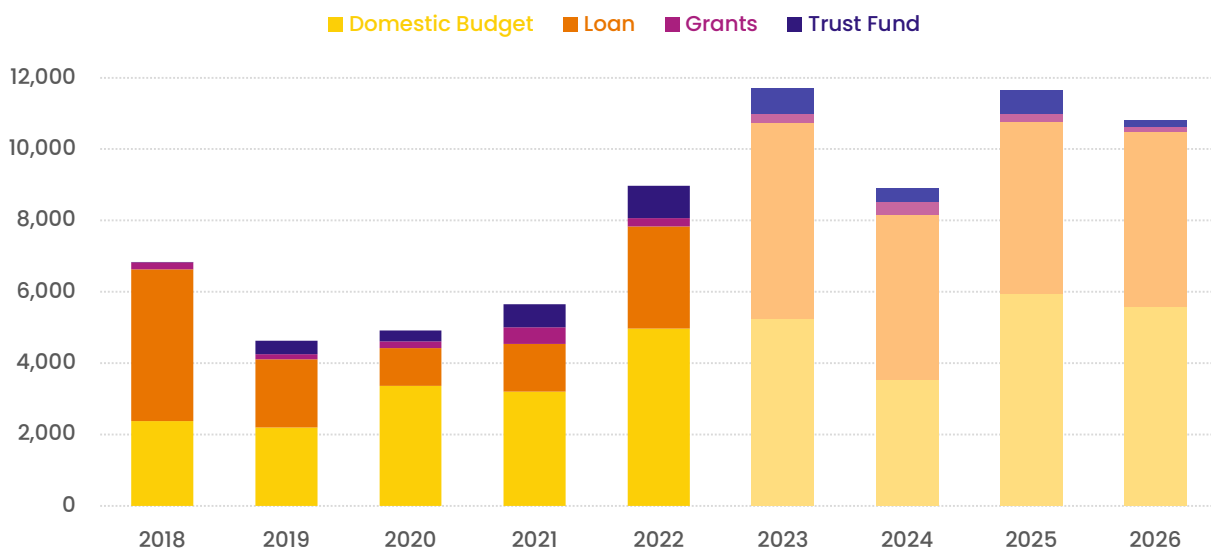
Source: Ministry of Finance

the status of projects allocated in the budget for the next year and the medium term. Given that the new administration has not taken office during the budget preparation process, and the priorities of the new administration have not been officially formulated, it is likely that PSIP expenditure may be reprioritized

in the medium-term. While the parliament made changes to the PSIP expenditure of the approved budget, according to the plans of new administration, airport development and land reclamation projects contribute the most to PSIP expenditure in the medium-term.

Chart 4.15: PSIP by Fund

In MVR millions



Source: Ministry of Finance

As depicted in Chart 4.15, the majority of the PSIP expenditure is financed through loans in the previous years and in the year 2024. Likewise, expenditure on loan financed projects are estimated to increase in the medium-term. While this expenditure may contribute to an increase in government deficit, the risks on financing needs and cashflow will be mitigated.

4.9 Debt Servicing

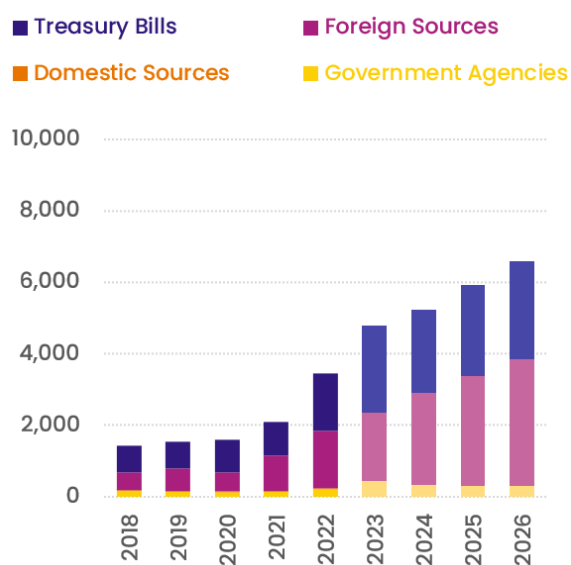
The allocation for debt servicing (interest payments and debt repayment) for the year 2024 is MVR 7,446.5 million, equivalent to 14.9 percent of the budget. Of which, MVR 5,244.0 million is expenditure on interest and MVR 2,202.4 million is debt repayment. The primary reason for the estimated 7.0 percent increase in debt servicing expenditure in 2024 compared to 2023 is the estimated higher cost of borrowing to finance a higher deficit. This expenditure depends on financing plan of the government in the medium-term.

The expenditure on debt servicing is estimated to

increase by 25.7 percent in 2023 compared to the initially estimated expenditure in the Budget 2023. The increase in interest payments contributed most to the growth in this expenditure. As both recurrent and capital expenditure for 2023 is currently estimated to be higher than previously estimated, additional financing was needed to finance the growth in expenditure. Furthermore, the loan-financed PSIP expenditure is estimated to be higher as more loan-financed projects get implemented and progress faster-than-expected, resulting in higher disbursements of loans and realization of interest payments. According to the financing plan for the upcoming fiscal year and the medium-term, interest on treasury bills and bonds account for over half of the interest expenditure in the upcoming financial year and an equivalent amount of expenditure is estimated for interest on foreign parties. Furthermore, approximately half of the expenditure on debt repayment in the year 2024 is the repayment of foreign debt.

Chart 4.16: Financing Costs

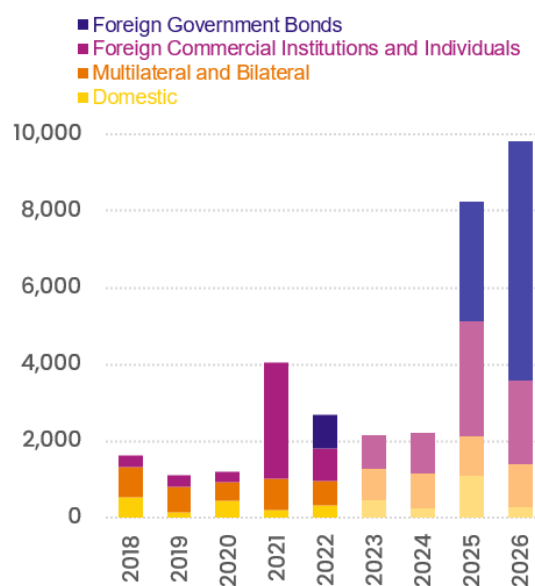
In MVR millions



Source: Ministry of Finance

Chart 4.17: Debt Repayment

In MVR millions



Source: Ministry of Finance

The allocated expenditure on debt repayment for the years 2025 and 2026 significantly higher compared to recent years. Together with alleviated expenditure on interest payments, expenditure on debt repayment is twice as high during these years compared to 2024. The increase in expenditure in 2025 accounts for the repayment of USD 100 million bond for a foreign private party and estimated expenditure for a market-friendly liability management exercise to refinance a portion of the bond and sukuk maturing in 2026. The objective of repayment of a portion of debt in the year 2025 is to reduce the amount of bullet payment due in 2026 and reduce the fiscal risks of such payments. The expenditure for the repayment of remaining amount debt payments maturing in 2026 is allocated for that year.

Deficit, Financing and Debt

Summary

- The overall deficit as a percent of GDP is projected to reach 12.3 percent in 2024, with the primary deficit expected to be 7.7 percent of GDP.
- The fiscal anchor targeting to maintain the primary deficit below 5.0 percent of GDP is only projected to be attained by 2026.
- As the government's financing requirement, and subsequently the direct debt is expected to increase, total debt as a percent of GDP is projected to increase in the medium term. It is therefore unlikely that the fiscal anchor set to reduce direct debt as a percent of GDP to less than 95.0 percent by 2026 will be achieved.
- Total debt as a percent of GDP is projected to reach 112.8 percent by the end of 2023, and increase further to 114.6 percent next year. Consequently, the fiscal anchor proposed to maintain a downward trajectory of the debt to GDP ratio is not expected to be achieved in the upcoming year. However, the indicator is expected to return to a downward path again over the medium term.

1. Introduction

With revenue growth now expected to be lower compared to that forecasted in the Fiscal Strategy 2024–2026, and the results from expenditure reduction measures also lagging behind, the anchors set out in the Fiscal Strategy are unlikely to be achieved in 2024. Although the anchors aside from reducing the government's direct debt to GDP below 95.0 percent by 2026 are expected to be achieved in the medium term, the failure to reduce the deficit at the planned pace has resulted in an increase in the government's

financing requirement. The heightened demand for finance comes at a time when most major central banks have opted for monetary tightening to curb inflation. This is likely to present additional challenges in meeting the financing requirement.

Considering the risks associated with the rollout of fiscal consolidation measures being slower than expected, the budget incorporates changes to its financing plan. The formulation of the financing plan was primarily driven by the cost of different financing avenues, risks to the debt portfolio and conditions in the domestic and global financial markets. In the

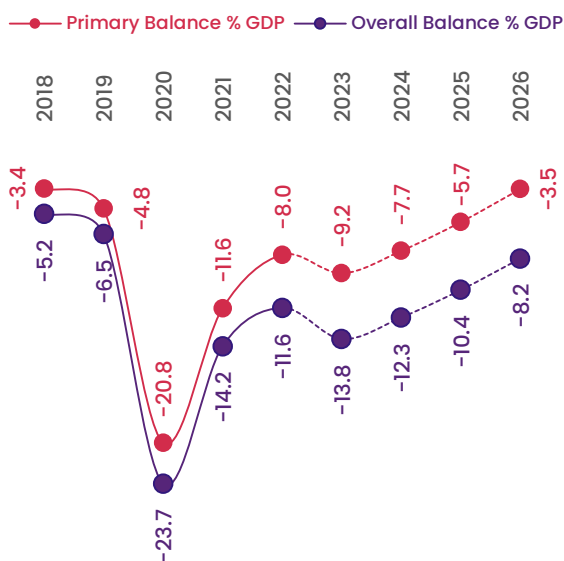
medium term, budget financing is planned with a focus on sourcing funds from the domestic market and seeking concessionary financing from abroad.

Despite the planned prioritization of concessional financing, the increased requirement for debt financing under current market conditions combined with a further tightening of fiscal space over the medium term once the servicing of this debt begins, is likely to pose challenges to the efforts ongoing to ensure fiscal and debt sustainability. Nevertheless, considering the strong performance of the real sector and its positive impact on fiscal accounts, achieving these sustainability goals are still feasible if the planned expenditure reduction measures are fully implemented.

2. Budget Deficit

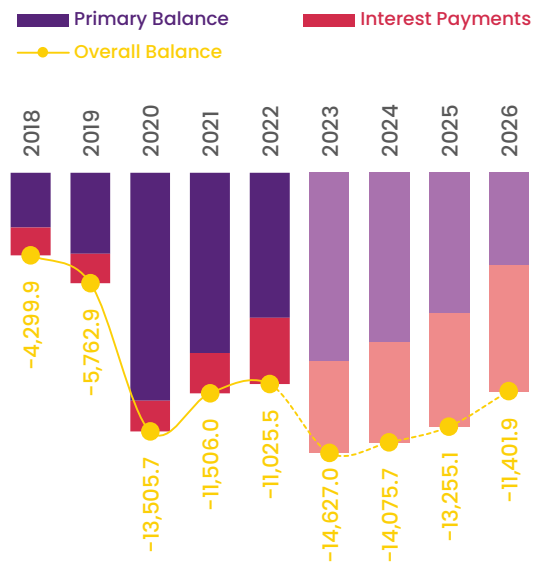
Even with a surge in revenue, the budget deficit for 2023 is estimated to be much higher than initially expected, primarily due to increased spending on indirect subsidies, Aasandha, and PSIP. While the budget for 2023 initially projected a deficit of MVR

Chart 5.1: Overall and Primary Balance as a Share of GDP
Percentage



Source: Ministry of Finance

Chart 5.2: Overall and Primary Balance
In MVR millions



Source: Ministry of Finance

8,620.0 million, the revised estimates indicate that the overall deficit in the budget for the year will increase to MVR 14,627.0 million (13.8 percent of GDP). It is noted that this is in excess of the MVR 13,505.7 million budget deficit in 2020, experienced at the peak of the economic slowdown induced by the COVID-19 pandemic.

The budget deficit is projected to decline from 2024 onward as spending reduction measures are implemented. The overall deficit in the budget for 2024 is expected to be MVR 14,075.7 million, which is 12.3 percent of GDP. The primary deficit is estimated at MVR 8,831.6 million, equivalent to 7.7 percent of GDP. Consequently, it appears unlikely that the fiscal anchor aiming to keep the primary deficit below 5 percent of GDP will be achieved next year.

In the medium term, the delay in implementing expenditure reduction measures, coupled with higher-than-expected PSIP spending are anticipated to result in a slower reduction of both the overall and primary deficits compared to previous estimates. Consequently, the primary deficit as a percent of

GDP is projected at 5.7 percent in 2025, meaning that the target for reducing the primary deficit below 5.0 percent will only be achieved by 2026. A gradual increase in debt servicing is one of the primary factors contributing to the delay in the decline of the overall deficit in the medium term.

3. Budget Financing

With deficit budgets planned for the upcoming three years, the government will need to raise financing to manage its expenditure and meet its debt repayment commitments. Also, with revenues received as airport development fees currently being allocated to the Sovereign Development Fund, this amount will contribute to the government's total financing requirement.

The total financing requirement of the government for 2023 is estimated at MVR 19,274.3 million. This is a 66.0 percent increase compared to the approved budget

for the year, on account of the widening fiscal deficit. Although it was initially planned to primarily rely on the domestic market for financing, the plan has now been revised with foreign sources almost as much a priority as domestic sources. This shift is motivated by potential challenges in bridging the additional financing requirement domestically, given the current liquidity position and regulatory limits of the domestic financial sector. In addition, with outflows from foreign exchange reserves currently elevated on account of rising fuel and other commodity prices in the global market, securing financing in foreign currency has become important from a balance of payments perspective as well.

In the revised financing plan for 2023, MVR 5,530.8 million is expected to be disbursed during the year from project loans secured from foreign sources. In addition, the government is working to secure budget support loans totaling MVR 4,626.0 million (USD 300.0

Table 5.1: Budget Financing from 2023 to 2026

In MVR millions

	2023	2024	2025	2026
Financing Needs	(19,274.3)	(17,537.4)	(22,896.2)	(22,716.8)
Budget Deficit	(14,627.0)	(14,075.7)	(13,255.1)	(11,401.9)
Loan Repayment	(2,159.2)	(2,202.4)	(8,230.1)	(9,812.2)
Transfers to Sovereign Development Fund	(2,380.4)	(1,228.6)	(1,385.6)	(1,480.5)
Others	(107.7)	(30.7)	(25.4)	(22.2)
Financing Sources	19,274.3	17,537.4	22,896.2	22,716.8
Foreign Loans	5,530.8	4,654.6	4,879.6	4,981.5
Sukuk / Bond	-	-	3,084.0	6,168.0
Green / Blue Bond	-	771.0	771.0	-
Multilateral / Bilateral Budget Support	4,626.0	6,939.0	3,084.0	1,542.0
Domestic Securities and Loans	9,083.1	5,162.5	7,167.5	6,124.9
Transfers from Sovereign Development Fund	-	-	3,855.0	3,855.0
Subsidiary Loan Repayment	34.4	10.3	55.1	45.4

Source: Ministry of Finance

million), of which USD 55.0 million was secured as at the end of October 2023. The remaining amount is now planned to be raised from domestic sources this year. In particular, MVR 9,083.1 million is planned to be raised by issuing domestic treasury securities and loans. This amount also includes the impact of the securitization of the overdrawn amount of the public bank account and conversion to a long term security issued by the central bank to the government. While one round of securitization equivalent to MVR 4,352.0 million has already been conducted in March earlier this year, another round equivalent to MVR 2,000.0 million has been planned for the end of the year, after which the plan is to exit the arrangement extending the overdraw facility from the central bank and restoring the exempted article of the Fiscal Responsibility Act in full. The net ease in financing as a result of the securitization arrangement is expected to be MVR 2,409.5 million this year, which is the sum of the gross of public bank account overdraft securitized equivalent to MVR 6,352.0 million, and the estimated difference between the opening and closing balances of the public bank account of the year, which is an estimated decline of MVR 3,942.0 million.

Looking at the financing plan for 2024, the total requirement identified for the year amount to MVR 17,537.4 million, of which 70.5 percent is planned to be sourced from foreign sources. This includes MVR 4,654.6 million as disbursement of project loans, and MVR 6,939.0 million (USD 450.0 million) planned as budget support loans. It is acknowledged that the target for budget support is an ambitious one, especially at concessional or close to concessional terms. However, given that next year marks the first year in office for the new government, the president-elect's office expects this target to be met based on current indications from potential creditors and bilateral partners. In additional, conditional on favorable conditions in the global financial market,

there are plans to issue MVR 771.0 million (USD 50.0 million) in green or blue bonds next year to initiate activity in this segment of the debt capital market. A sustainability framework, which is a requirement for approaching ESG investors, has already been drafted and is currently in the process of obtaining the second party opinion. A total of MVR 5,162.5 million is planned to be raised from the domestic market in 2024, primarily through the sale of treasury securities and loans.

The years 2025 and 2026 have elevated debt repayment commitments, with MVR 1,542.0 million (USD 100.0 million) and MVR 9,252.0 million (USD 600.0 million) loans, bond and sukuk repayments due in 2025 and 206 respectively over and above average levels. Given that the government is currently planning to manage these repayments by refinancing a significant portion of it, this will result in a higher financing requirement during these years. Conditional on favorable financial market conditions, there are plans to raise MVR 3,855.0 million (USD 250.0 million) in 2025 through the sale of bonds or sukus, plus an additional MVR 3,084 million (USD 200.0 million) as concessional budget support loans. If this financing is realized as planned, one option that is being considered to smoothen the redemption profile of the debt stock is to conduct a market friendly liability management exercise and buy back a portion of the sukuk maturing in 2026. There are also plans to raise a total of MVR 6,168.0 million (USD 400.0 million) through bond and sukuk sales in 2026, together with MVR 1,542.0 million (USD 100.0 million) in budget support loans for that year.

While tapping the domestic market through the issuance of treasury securities is expected to continue, there are also plans to withdraw a portion of the funds accumulated in the Sovereign Development Fund to the public bank account to partially meet

Table 5.2: Statement of the SDF Accounts as of September 2023

In MVR millions

Inflows and Outflows from the Fund		Assets	
Inflows	7,509.8	Assets	
ADF	4,077.4	Domestic Securities	5,704.9
Cross-subsidy income	1,411.7	Cash Balance	89.6
Others	2,020.7	Other Investments	1,702.7
Outflows	(12.6)	Total	7,497.2
Others	(12.6)		
Total Fund Size	7,497.2		

Source: Ministry of Finance

the high financing requirement for 2025 and 2026. In this regard, MVR 3,855.0 million is planned to be withdrawn from the Sovereign Development Fund for budgetary financing in both of these years. As of the end of September 2023, the total fund size of the Sovereign Development Fund amounted to MVR 7,497.2 million, including USD 124.7 million. With the fund already being credited with airport development fees and cross-subsidy, the fund size is expected to increase to MVR 9,711.4 million by the end of 2024. Given that a significant portion of the funds in the Sovereign Development Fund is currently invested in Treasury bills, the feasibility of selling a portion of these securities on the secondary market is being explored as well. This action aims to increase the liquid balance of the fund, preparing for the potential drawdown of funds in the medium term. While this move is not expected to affect the government's cash flow, it has the potential to encourage increased participation in the financial market by the general public.

Though there is much work to be done to secure financing as planned, the Ministry is actively developing strategies to map new expenses with planned financing flows, and to make arrangements to proceed with these expenses only after the

financing is realized. Expenditure consolidation and revenue mobilization strategies are also being explored in addition to those proposed in the budget.

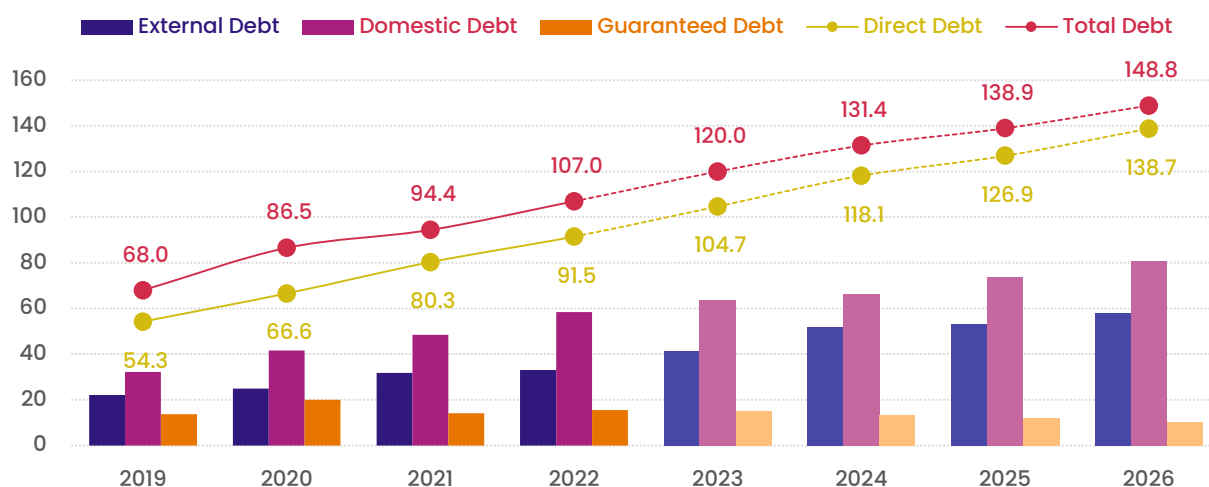
4. Public Debt

The government's total public and publicly guaranteed debt is the sum of its direct debt and debt backed by sovereign guarantees. The direct debt of the government includes the stock of treasury bills, bonds and other securities, project and budget support loans, as well as the stock of bonds and sukuks issued to the foreign financial market.

Since the onset of the pandemic, the budget deficit has increased markedly with a fall in revenue collection and an increase in spending. The consequence was an increase in the financing requirement, which was primarily covered using debt. The end of the pandemic saw a resumption of work on public sector investment program (PSIP) projects, which had slowed down during the crisis. Additionally, the substantial increase in fuel subsidy spending, driven by soaring global oil prices since 2022, has sustained the deficit at unsustainable levels. Consequently, the growth rate of the debt stocks and the debt-to-GDP ratio have both risen compared to the levels observed in 2019.

Chart 5.3: Breakdowns of Public Debt

In MVR billions



Source: Ministry of Finance

4.1 Direct Debt

The direct debt stock of the government is projected to increase from MVR 91,499.6 million at the end of 2022 to MVR 104,672.0 million in 2023, marking a 14.4 percent rise. With an expected nominal GDP growth of 12.0 percent in 2023, direct debt as a percent of GDP is forecasted to increase to 98.4 percent this year as a result.

Given that the revised deficit projections are higher than estimated in the fiscal strategy for 2024 and the medium term, and PSIP projects are fast-tracked and disbursements of loan-financed projects are also expected to increase, the rate of growth of the direct debt stock will remain high. In this regard, the government's direct debt is expected to reach MVR 118,139.9 million by the end of 2024 (103.1 per cent of GDP), and increase further to MVR 138,714.6 million by the end of 2026 (100.3 percent of GDP). This implies that the direct debt target to bring the government's direct debt to GDP below 95.0 percent by 2026 is unlikely to be attained under the baseline.

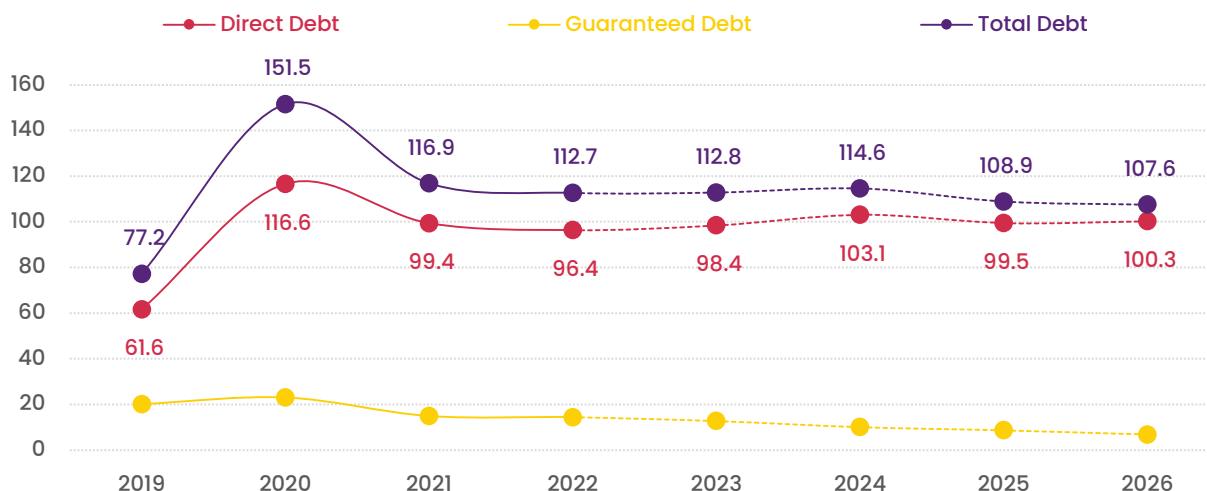
4.2 Guaranteed Debt

In recent years, the volume of guaranteed debt has been decreasing, reflecting the government's stand on reducing the issuance of new guarantees. The total amount of guaranteed debt, which stood at MVR 19,948.3 million during the 2020 economic crisis, is projected to decrease to MVR 15,297.5 million (14.4 percent of GDP) by the end of 2023. A further reduction to MVR 13,227.1 million (11.5 percent of GDP) is expected in 2024. This downward trajectory of the guaranteed debt stock is also expected over the medium term.

The total public and publicly guaranteed (PPG) debt stock has been consistently increasing year-on-year, driven by the higher growth rate in the government's direct debt compared to the reduction in guaranteed debt. PPG debt is projected to reach MVR 119,969.5 million (112.8 percent of GDP) by the end of the current fiscal year, up from MVR 106,959.4 million at the end of 2022. Furthermore, with an increase in the financing requirement expected for 2024, PPG debt is projected to increase next year 114.6 percent of GDP. Therefore, the fiscal anchor set to keep PPG debt to GDP on

Chart 5.4: Public Debt to GDP Ratio

Percentage, as a share of GDP



Source: Ministry of Finance

a declining trajectory is unlikely to be achieved. However, as growth is expected to pick up from 2025 and the deficit forecasted to gradually decline, the PPG debt to GDP ratio is anticipated to decline over the medium term and reach 107.6 percent of GDP by the end of 2026.

4.3 Debt Sustainability

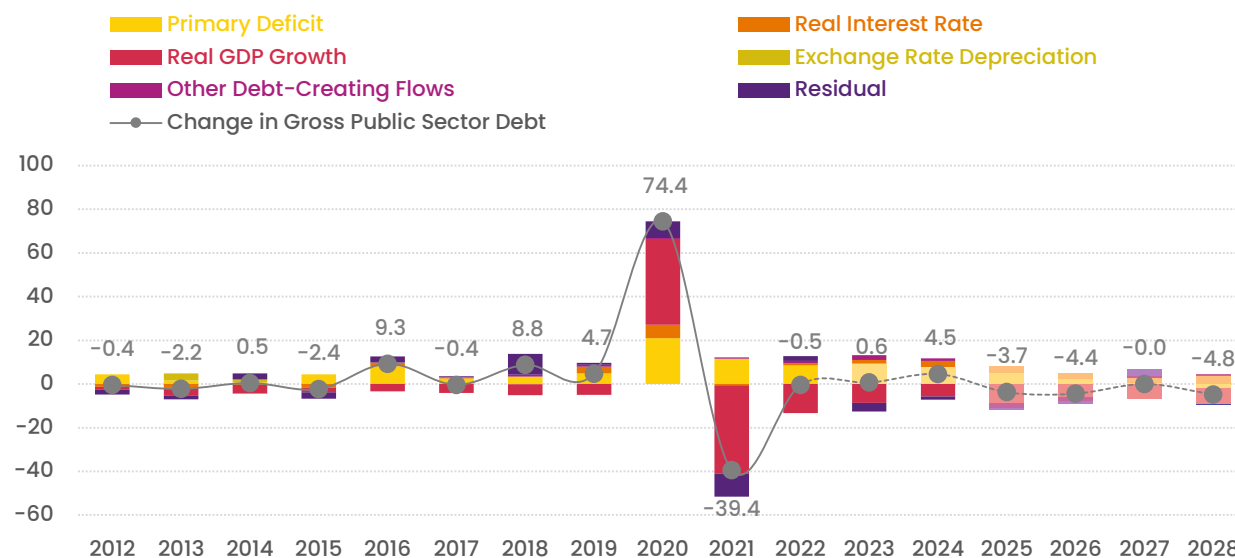
A consequence of the Covid-19 induced economic slowdown and the subsequent decline in government revenue and widening deficit was an increase in the PPG debt to GDP ratio from 77.2 percent at the end of 2019 to 151.5 percent at the end of 2020. While the sharp real GDP decline was the primary driver of this increase, the widening of the primary deficit also contributed to this significantly. However, since 2021, the economy has been recovering rapidly, leading to a decline in the debt to GDP ratio. By the end of 2022, the economy had recovered back to pre-pandemic levels. The PPG debt to GDP has also declined considerably to 112.7 percent of GDP by this point.

Despite the quick economy recovery and the improvement on the fiscal side, the unanticipated

widening of the deficit in 2023 and the delays in implementing the fiscal consolidation measures proposed is now expected to lead to an increase in the debt to GDP ratio in 2024. Although this poses a challenge to efforts aimed at ensuring fiscal and debt sustainability, if the budget is implemented as proposed, debt to GDP is again expected to return to its former downward trajectory. Therefore, the fiscal consolidation plan remains a priority, and the objective of reducing fiscal risks and maintaining debt sustainability is still attainable over the medium term.

Chart 5.6 illustrates estimates of PPG debt to GDP under three scenarios. The scenarios are the baseline case as proposed in the budget which include the implementation of the reforms, a case where the reforms do not go ahead and the primary deficit remains elevated at 2023 levels (constant primary balance scenario), and a case where the economy faces a negative real GDP shock of 1 standard deviation (real GDP shock scenario). Although the debt to GDP ratio is estimated to decline slowly under the baseline, the constant primary balance scenario shows an increase in the indicator over the

Chart 5.5: Public Debt Dynamics
Percentage



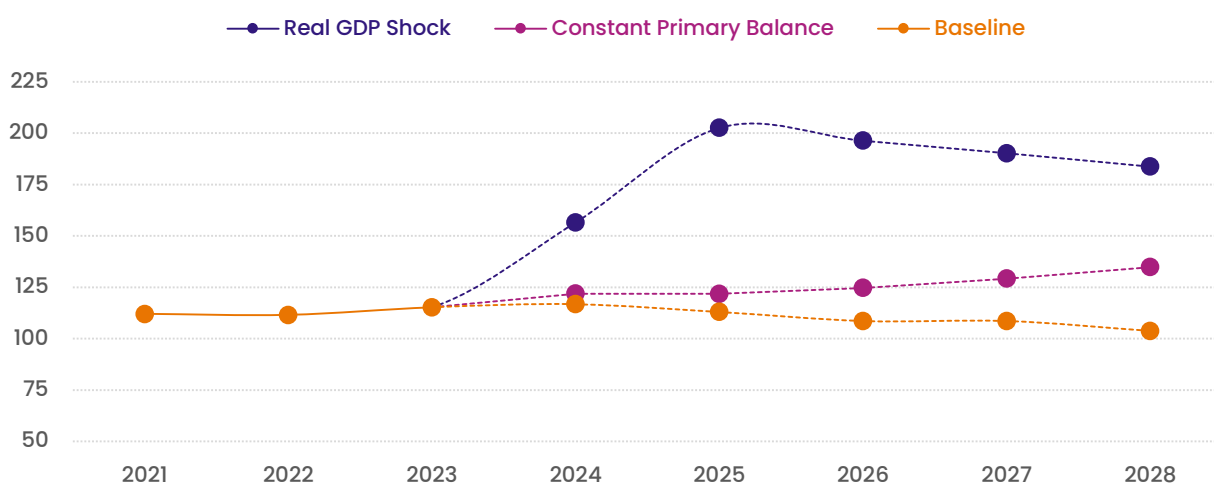
Note: There may be some discrepancies in the debt figures from the figures proposed in the Budget 2024, as this chart is derived from the MAC-DSA Framework

Source: Ministry of Finance

next five years. This underscores the importance of implementing fiscal consolidation measures as proposed. Furthermore, the real GDP shock scenario shows the PPG debt to GDP ratio increasing drastically, meaning that in case of another economic shock such as the Covid-19 pandemic, the fiscal cost would

not be feasible. Forced adjustments would likely be necessary in that case as the financing requirement is estimated to be too high to realistically cover if such a situation materializes. Therefore, the government is fully committed to fiscal consolidation, and achieving fiscal and debt sustainability is the main policy objective for the medium term.

Chart 5.6: Debt Scenarios
Percentage, as a share of GDP



Source: Ministry of Finance

Fiscal Risks

Summary

- If compliance with tax laws and regulations continues to decline, there is a growing chance of revenue shortfalls. .
- If the expenditure rationalization measures are not implemented within the year, there is a possibility of a budgetary increase of MVR 1,833.1 million.
- If ongoing projects are implemented in the medium-term at the current pace, the PSIP expenditure is likely to be higher than what is projected in the budget.
- Refinancing risks have increased as large foreign exchange bonds and sukuk payments are due in 2026.

1. Introduction

The risks arising from the medium-term economic shocks to Government revenues and expenditure, along with unforeseen expenses and revenue shortfalls will be evaluated in this section. Thus, table 6.1 demonstrates the likelihood of the risk as well as the magnitude of the potential impact on the budget if they are realized.

The Fiscal Risk Statement published by the ministry this year provides further details of many of the risks highlighted in this section. The Fiscal Risk Statement is updated and published annually, explaining in detail the risks to the state's finances and plans to manage and mitigate them. In this section, we focus on some of those risks to this budget.

2. Revenue Risks

2.1 Global Economic shocks

The Maldivian economy and subsequently, revenue collection, is affected by shocks to the global economy due to its heavy reliance on the tourism sector. The World Economic Outlook published by the IMF in October 2023 predicts delays in the medium-term global economic recovery despite the growth earlier this year. The looming crisis around China's property sector is anticipated to contribute to a further global economic slowdown, as per the IMF, leading to a potential decline in Chinese tourist arrivals in 2024 if the issue is not addressed promptly by the Chinese government. Simultaneously, the ongoing Israeli attacks on Palestine may disrupt flight routes between Europe—which consists of major tourist

Table 6.1: Fiscal Risks and their Impacts

	Likelihood	Impact
Global economic shocks*		
Decline in tourism prices*		
Declining tax compliance		
Non-implementation of expenditure rationalization measures		
State-owned companies' reliance on Government budget		
Rising commodity prices*		
Risks arising from PSIPs		
High interest rates in the global financial markets*		
Strains in refinancing debt		

Low

Medium

High

Note: '*' indicate risks that are beyond the control of the Government. However, by identifying these risks and taking immediate steps to mitigate the risks will aid in reducing its impacts on the budget.

Source: Ministry of Finance

inbound markets—and the Maldives. The ongoing Russia-Ukraine war and other uncertainties affecting Euro-area economies could also hamper growth in major tourism markets. The combined effect of these factors poses a risk of declining tourist arrivals and, consequently, a decrease in the Government revenues from the tourism sector.

To mitigate the impact of the global economic slowdown, efforts are underway to diversify and expand tourist markets, with the government maintaining its budgetary allocation for marketing tourism.

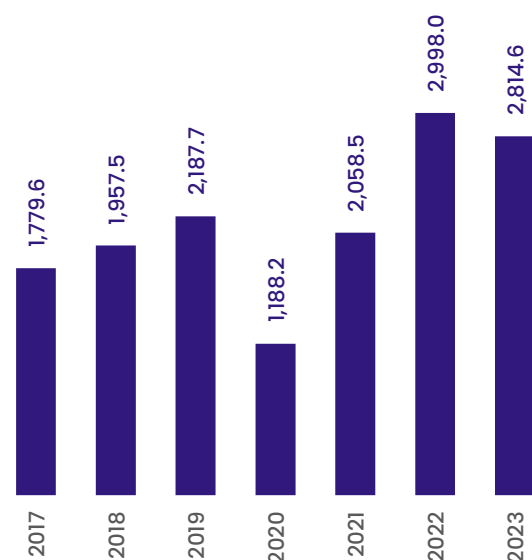
2.2 Decline in Tourism Prices

Despite a significant increase in revenue growth from the tourism sector since the COVID-19 pandemic, current data indicates a stabilization of the sector's activities to pre-pandemic levels. The surge in "pent-up demand" following the lifting of travel restrictions

led to elevated prices in the tourism sector in recent

Chart 6.1: Reported total sales in the first six months of the tourism sector

In USD millions

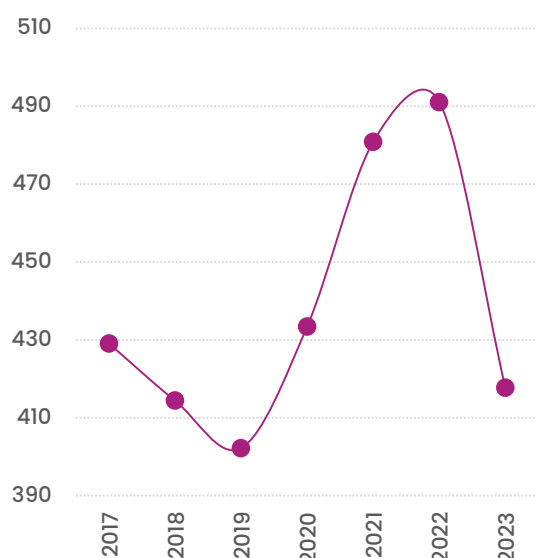


Note: Total sales include TGST

Source: Maldives Inland Revenue Authority

Chart 6.2: Average revenue per bednight in the first six months

Percentage



Note: Sales per bednight was calculated by dividing the total sales reported in the TGST statement with bednights published by the Ministry of Tourism for this period.

Source: Maldives Inland Revenue Authority, Ministry of Tourism

years, resulting in substantial sales and record-high state TGST collections in 2022. However, sales in the first half of 2023 registered a decline compared to the same period of the previous year. During the initial six months of 2023, the average sales per bednight also

dropped below the levels observed in 2021 and 2022. If this trend persists even in the medium-term, it is likely to result in a decline in tourism sector sales and, consequently, a reduction in TGST collection.

To alleviate this challenge, the government is inclined to formulate policies that safeguard the high-end market share, which represents the income-inelastic segment of the tourism sector.

2.3 Declining tax compliance

Following the concessions given during COVID-19, there has been a notable decline in taxpayers' compliance to tax laws and regulations. As of June 2023, it has been observed that the principal outstanding amount of unpaid taxes and non-tax dues owed to MIRA has increased compared to the outstanding amounts recorded in June 2022. Particularly noteworthy is the substantial increase in non-payment of GST and resort land rent, both of which are significant sources of Government revenue. A decline in tax compliance poses the risks of diminishing anticipated Government revenues and the increased financing needs to facilitate expenditures.

Despite reinstating the enforcement policy by MIRA in 2022, revenue arrears have increased as of June 2023.

Table 6.2: Tax and non-tax arrears (principal amount)

In MVR millions

	as at June 2022	as at June 2023
Income Tax	260.0	536.8
TGST	566.1	972.9
GGST	1,109.0	1,643.7
Other Taxes	885.9	920.2
Resort Land Rent	2,970.9	3,485.0
Other Non-Tax Revenue	205.5	171.5

Source: Maldives Inland Revenue Authority

As such, an evaluation of the effectiveness of the enforcement policy and revising the policy based on this evaluation is important. In order to address such gaps in tax administration, the amendment of the Tax Administration Act is currently ongoing.

2.4 Scenario Analysis:

Decline in Bednight Sales

The analysis examines the potential impact of a shift in sales per bednight on Government revenue. If the tourism sector prices revert back to the levels observed in 2021 and 2022, there is a likelihood of an increase in the TGST revenue. Conversely, should prices decrease, dipping below the levels recorded in 2019, it is anticipated that revenues will decline. This, in turn, could lead to an increased budget deficit for the year 2024.

3. Expenditure Risks

3.1 Non-implementation of cost-cutting measures

The medium-term budget was formulated anticipating the implementation of the expenditure consolidation measures outlined in the Fiscal Strategy

2024–2026. These policies include:

- Transitioning from universal subsidies on staple foods, fuel, electricity and sanitation to a targeted direct cash transfer mechanism.
- Targeting coverage within the Aasandha scheme.
- Enhancing the criteria in the provision of aid through the welfare system.
- Staggered implementation of pay harmonization.

Failure to implement the proposed cost-cutting measures as intended, there is a higher likelihood of exceeding the budgeted expenditures for these components. Efforts to execute this have already been initiated and ways to move forward have been identified. In contrast to previous years, the proposal is to initiate these policies midway through the year, allowing sufficient time for the implementation process.

3.2 Dependence of SOEs on the Government budget

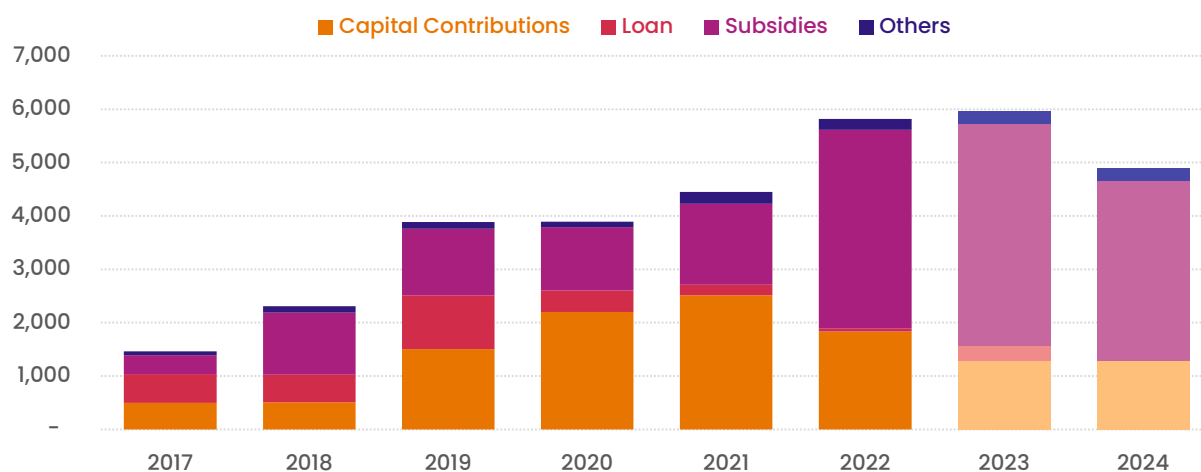
Most of the public services are delivered through SOEs, at affordable prices, require significant support from the Government budget to ensure uninterrupted

Table 6.3: The impact of a change in the tourism sector prices on the budget deficit
In MVR millions

	Baseline	Prices decline 5% below 2019	Prices revert to 2015 levels
Total Revenue and Grants	33,547.0	32,978.7	34,727.4
TSGT	9,068.4	8,500.0	10,248.8
Total Expenditure	47,622.7	47,622.7	47,622.7
Overall Deficit	(14,075.7)	(14,644.0)	(12,895.3)
Financing Gap / (Saving)	-	(568.4)	1,180.4

Source: Ministry of Finance

Chart 6.3 Expenditure of SOEs from the Government Budget
In MVR millions



Source: Ministry of Finance

service provision. Certain SOEs receive subsidies from the budget to offer public services at costs below the breakeven price. This approach to subsidy policies does not incentivize performance improvement for SOEs, potentially leading to an annual increase in the subsidies. As such, the medium-term budget proposes the reevaluation of subsidies on fuel and energy, while allocating funds to support FENAKA and STELCO for a given period, to enhance their operations for efficiency gains. If the implementation of subsidy reforms is delayed, the financial support to these SOEs may continue for a prolonged period.

Apart from subsidies, some SOEs also receive financial support through capital contributions from the budget. Capital contribution is allocated to finance capital investments made by SOEs to increase their net worth. However, as some SOEs do not generate their own revenue, they rely on capital contributions from the budget to cover their day-to-day expenses. If companies that require capital increase, then the capital contribution expenses are likely to increase as well. Additionally, although loans to state-owned companies are not included in the Budget 2024, this cost has been incurred in recent years. Lending

to SOEs have not been included in the Budget 2024. However, disbursement of loans despite this, would be an added risk to expenditures.

The MOF, with the technical assistance of international agencies, is actively engaged in the revision of subsidy regimes to enhance efficiency and cost-effectiveness. As such, essential reform measures are being implemented for the governance of SOEs and the direct policy reforms related to subsidies associated with these entities, collaboratively with the World Bank and the ADB. As part of this initiative, the MOF began including budget proposals from SOEs in the budget preparation process, with the aim of gauging the fiscal space required for these entities.

3.3 Rising commodity Prices

The government budget is directly impacted by the volatility of global oil prices. As such, the volatility of oil prices increased as a result of the escalation of the Russia-Ukraine war and OPEC's changes to oil supply. In addition, there is a widened gap between crude oil and diesel prices is attributed to the increased cost of refining. Despite the IMF's October 2023

World Economic Outlook predicting a medium-term decline in oil prices, heightened uncertainty persists, particularly in relation to the ongoing Israeli attacks on Palestine. Consequently, if the existing subsidy regime persists, fiscal risks are likely to be induced by oil price volatility, even in the medium-term.

The MOF is currently developing a commodity hedging mechanism to mitigate the risks of global oil price fluctuations to the budget. As such, the medium-term budget reflects the associated expenses with implementing this policy. Simultaneously, initiatives are underway to diminish reliance on fossil fuels for power generation and develop the capacity to produce electricity through renewable energy.

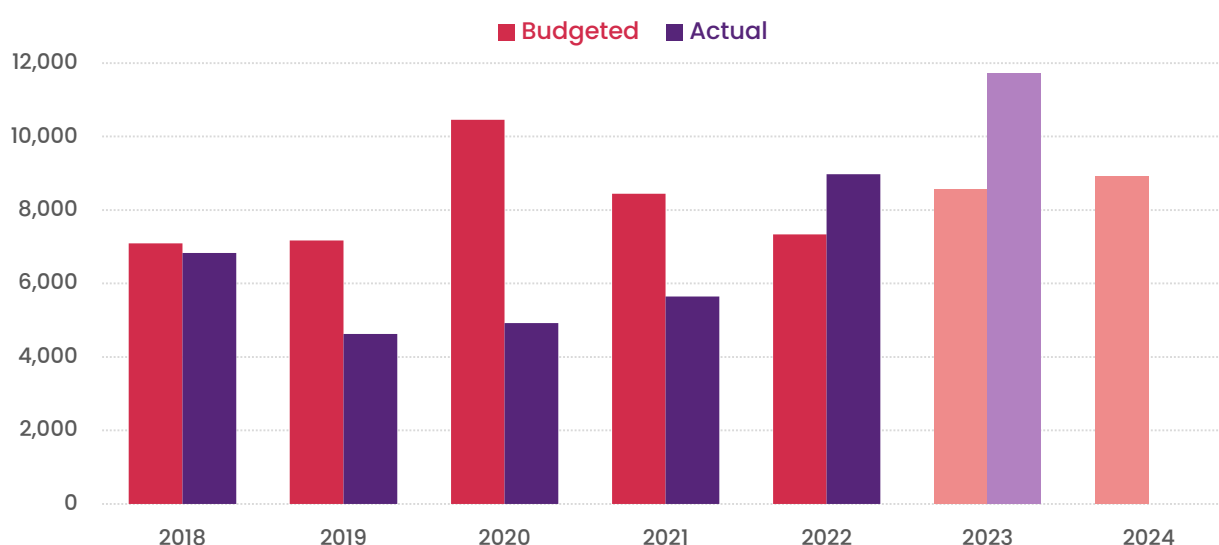
3.4 PSIP Risks

In both 2022 and 2023, PSIP spending exceeded the allocated budget, and there is a possibility of that the same trend persisting in 2024. One of the primary reasons for this is the acceleration of project implementation with the ease of bottlenecks

resulting from the COVID-19 pandemic. Additionally, the inclusion of numerous new NPIs in consecutive budgets over the past few years has substantially elevated spending on projects with physical progress. As such, this heightened expenditure on ongoing projects will constitute a significant portion of the Budget 2024 as well as the medium-term PSIP spending.

The absence of a comprehensive development plan has led to the inclusion of new projects in the government budget without adequate information on these projects, and without proper scoping. In addition, the pressure to incorporate projects into the budget persists at all stages of the budgetary process. Notably, implementing agencies are ill-informed of the scope and unprepared to implement projects incorporated to the budget by the parliament. Consequently, many new projects in the budget have insufficient funds allocated for their execution. These factors pose a risk of budget overruns in PSIP spending during the year.

Chart 6.4: Expenditure of SOEs from the Government Budget
In MVR millions



Note: Figures used for 2023 illustrate approved and revised PSIP spending for the year.

Source: Ministry of Finance

To mitigate this, the amended Fiscal Responsibility Act has now been submitted to be drafted into legislation. The proposed amendments to the act include making feasibility studies and socio-economic impact analyses mandatory for projects valued above a specific threshold. This aims to enhance the quality of proposals selected during the budget preparation process, ensuring alignment with development targets. Additionally, the Government is collaborating with international organizations to enhance the public investment capacity of employees engaged in public investment projects.

3.5 Scenario Analysis:
Delays in the
implementation of
expenditure reduction
measures

The analysis examines how the budget deficit would be affected if reforms to indirect subsidies,

Aasandha, and welfare, were not implemented. The expenditure estimates for these activities in Budget 2024 are contingent on the assumption that the reform measures will be effective from July 2024. If the implementation of these measures is delayed and not executed within the year, a substantial increase to the budget deficit in 2024 is anticipated.

4. Debt and Financing
Risks

4.1 Increase in Interest Rates
in the Global Market

In the early part of 2022, the increase in global commodity prices prompted several central banks worldwide to increase their policy rates to curb inflation. Notably, the US Federal Reserve’s federal funds rate has also shown an upward trend. Given that the federal funds rate serves as a risk-free benchmark, a higher risk-free rate implies higher borrowing costs from foreign financial markets, including emerging economies like the Maldives. Higher interest rates

Table 6.4: The impact of a delay in implementation of policy reform measures on the budget deficit

In MVR millions

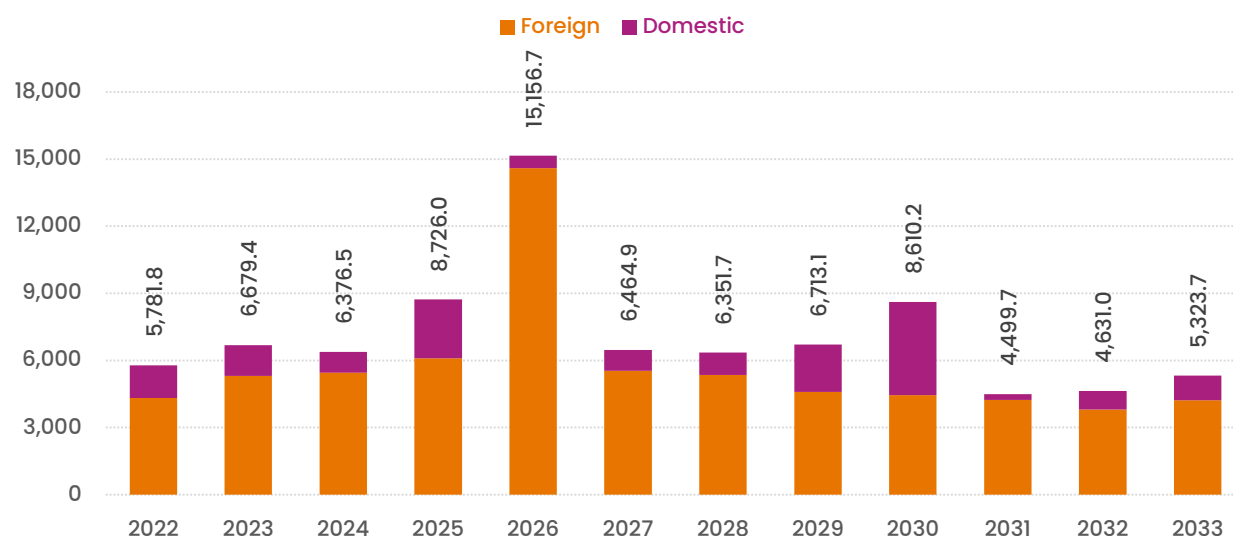
	Baseline	If implemented	Failure to implement
Total Revenue and Grants	33,547.0	33,547.0	33,547.0
Total Expenditure	47,662.7	48,539.3	49,455.8
Subsidy	2,257.5	2,833.4	3,409.3
Aasandha	1,998.5	2,245.0	2,491.4
Welfare	130.3	224.5	318.7
Overall Deficit	(14,075.7)	(14,992.2)	(15,908.8)
Financing Gap / (Saving)	-	(916.6)	(1,833.1)

Note: “Implemented” scenario demonstrates the impact on the budget deficit if the measures were implemented in the last quarter of 2024.

Source: Ministry of Finance

Chart 6.5: Maturity profile of PPG debt as of December 2022

In MVR millions



Source: Ministry of Finance

in advanced economies mean that capital inflow increased to these economies, negatively affecting the liquidity in the domestic financial markets, especially in developing countries. This poses an additional challenge to access financing

To alleviate this, the Government plans to execute measures to curtail expenditure and boost revenue. Additionally, the Government plans to tap the domestic market and secure concessional loans to finance the budget.

is anticipated due to the expectation of higher implied interest rates, resulting from the high interest rates in the global financial markets. However, the Government is actively making deposits to the SDF to meet these obligations, mitigating these risks. As such, the medium-term budget proposes the utilization of funds from the SDF to repay this debt, distributed across 2025 and 2026.

4.2 Challenges to debt refinancing

Looking at the maturity profile of the Government's debt, there are notable repayments on significant bullet bonds denominated in foreign exchange coming up in the medium-term. This includes the USD 500.0 million sukuk and the USD 100.0 million bond from ADFD, both due in 2026. Consequently, there is an elevated risk associated with debt servicing and refinancing in the medium-term. Additionally, the potential for increased refinancing challenges

Annex I: Budget Summary 2022 – 2023

In MVR millions, unless stated otherwise

	2022		2023	
	Approved	Actual	Approved	Actual
Total Revenue	21,368.1	27,992.8	29,636.2	31,951.0
Total Revenue and Grants	24,279.9	29,034.5	32,098.3	32,456.1
Import Duties	3,223.4	3,497.2	3,789.7	3,511.0
Business and Property Tax	2,711.3	4,311.0	4,416.0	5,221.2
Withholding Tax	661.7	942.3	1,061.3	1,082.5
Bank Profit Tax	603.4	901.3	903.3	967.7
Goods and Services Tax	7,699.4	9,781.2	13,299.0	13,137.6
Tourism Goods and Services Tax	4,821.8	6,597.1	9,096.0	8,685.3
General Goods and Services Tax	2,877.5	3,184.1	4,203.0	4,452.3
Other Taxes and Duties	1,640.7	1,803.6	1,911.2	1,966.3
Airport Service Charges	769.2	830.6	870.6	969.2
Green Tax	823.7	973.0	1,040.6	997.2
Fees and Charges	1,503.5	3,572.1	1,831.9	2,320.6
Registration and Licence Fees	740.6	790.4	778.4	817.5
Property Income	2,356.0	2,213.5	1,852.7	2,039.2
Interest, Profit and Dividends	1,237.9	1,343.8	1,359.4	1,244.0
Miscellaneous Non-Tax Revenues	255.3	680.0	397.8	1,693.5
Grants	2,911.8	1,041.7	2,462.1	505.1
Total Budget	39,949.7	40,059.9	40,718.3	47,083.1
Total Expenditure	42,847.2	42,828.3	42,840.8	49,350.1
Recurrent Expenditure	28,144.6	28,090.8	28,636.8	32,385.5
Personal Emoluments	9,766.5	9,383.7	11,027.5	9,973.3
Pensions, Retirement Benefits and Gratuities	1,664.5	1,760.2	1,858.6	1,865.7
Administrative and Operational Expenses	5,525.8	4,988.4	5,604.3	5,572.6
Travel Expenses	203.0	243.9	210.2	251.0
Supplies and Requisites	693.9	673.2	788.0	827.7
Operational Services	2,330.0	2,248.1	2,589.9	2,452.0
Supplies and Requisites for Service Provision	1,260.4	1,170.6	1,137.5	1,292.5
Training	690.1	356.9	391.0	430.5
Repairs and Maintenance	348.4	295.6	487.6	318.9
Interest Payments	2,915.2	3,452.4	3,436.8	4,802.0
Grants, Contributions and Subsidies	8,168.2	8,460.9	6,608.4	9,736.0
Grants to Councils	1,565.4	1,652.1	1,824.3	1,843.7
Payments against losses and write-offs	104.2	45.2	101.2	436.0

	2022		2023	
	Approved	Actual	Approved	Actual
Capital Expenditure	14,702.6	14,737.5	14,204.0	16,964.5
Land and Buildings	1,833.3	2,281.5	3,126.5	3,585.5
Infrastructure Assets	5,501.5	6,451.5	5,425.8	8,167.4
Debt Amortization	2,861.7	2,693.1	2,101.1	2,159.2
Loan Outlays	3,183.5	3,221.3	1,771.3	3,033.0
Budget Contingency	1,300.0	-	1,732.0	-
Other Capital Expenditure	22.5	90.1	47.3	19.5
Primary Balance	(12,754.6)	(7,573.0)	(5,183.1)	(9,825.0)
Overall Balance	(15,669.8)	(11,025.5)	(8,620.0)	(14,627.0)

as a share of GDP

Primary Balance	-8.0%	-14.6%	-5.0%	-9.2%
Overall Balance	-11.6%	-17.9%	-8.3%	-13.8%
External Debt	60.6%	34.9%	38.3%	38.8%
Domestic Debt	34.8%	61.5%	59.4%	59.6%
Public and Publicly Guaranteed Debt	111.6%	112.7%	108.9%	112.8%

Annex 2: Medium-term Macroeconomic Forecasts

In MVR millions, unless stated otherwise

	2022	2023	2024	2025	2026
Nominal GDP	94,945.3	106,375.4	114,643.1	127,610.3	138,351.0
Growth	17.5%	12.0%	7.8%	11.3%	8.4%
Real GDP	92,678.8	100,750.8	106,305.5	115,497.8	122,330.9
Growth	13.9%	8.7%	5.5%	8.6%	5.9%
CPI Inflation	2.3%	2.9%	3.9%	-	-
Tourist Arrivals	1,675,303	1,870,005	2,017,628	2,335,288	2,511,796
Growth	26.7%	11.6%	7.9%	15.7%	7.6%
Bednights	12,260,009	13,376,835	14,317,364	16,249,885	17,347,176
Growth	21.7%	9.1%	7.0%	13.5%	6.8%

Note: Real GDP figures reflect the rebased GDP figures for 2019.

Information Box 1: Taxpayer Perception Survey

An equitable and fair tax system needs to be established to foster voluntary compliance with tax laws among taxpayers and uphold public confidence in the domestic fiscal system. More precisely, tax regimes aimed at promoting voluntary compliance should view tax enforcement agencies as service-oriented entities that prioritise delivering services to taxpayers. In addition to enforcing tax laws, such an agency should work towards protecting the rights of taxpayers and providing information and assistance necessary to fulfil their responsibilities under the tax laws.

With the aim of examining the perception of businesses and households regarding fiscal policies and tax administration in the Maldives, the taxpayer perception survey was conducted by the Ministry of Finance in 2022, with 221 participants from businesses and 472 participants from households.

The findings of the survey indicate:

- **Interest in participation in policymaking:** Both businesses and households indicated an interest to participate in the policy reform process. Reform measures preferred by the respondents in improving the fiscal position of the Maldives include “reduce budget current expenditure” by reducing allowances and administrative expenses, and “improving the targeting of subsidies”. Both households and business respondents indicated a preference to increasing TGST as a reform measure over other taxes. While respondents, in general, do not oppose changes to fiscal policies, they prefer to be given prior notice and a reasonable lead time to prepare for and increase their awareness about the changes.
- **Differing levels of awareness regarding taxes:** Businesses have an adept understanding of most taxes, while households did not have a sufficient knowledge of the newly introduced Income Tax. Most business respondents identified a higher tax burden on the businesses from direct taxes than indirect taxes. Household respondents were also aware of the benefits gained from exemptions in the GST regime. However, the majority of household respondents were not aware of the sources of income subject to tax, tax rates and brackets, registration obligations, and the calculation procedure for Income Tax. In addition, a significant share of business respondents perceive the tax system to be simple.
- **Key drivers of tax compliance:** Most business and household respondents perceive that the main reason for paying taxes is because it is required by law. Key benefits of tax compliance identified by business respondents include avoiding the consequences of non-compliance and reducing the probability of fines. A significant share of large businesses also identified acquiring a good reputation as a benefit of law abidance. Conversely, the disadvantages of compliance highlighted include adverse impact on competitiveness when others are non-compliant, and cash flow issues. Among current measures implemented by Maldives Inland Revenue Authority (MIRA) to improve compliance, “compliance visits”, “publishing the list of non-compliers” and “litigation”, are perceived by the respondents to be most effective.
- **Level of trust in government agencies:** The key reasons respondents attribute for not paying taxes are the mismanagement of tax collected due to corruption, high tax burden and weak enforcement. Half of the business-survey respondents believe that bribing Maldives Customs Service officials is pervasive; while the majority believed

Table 1: Respondents' view of the services provided by MIRA

Percent of respondents

	Households					Businesses					
	Excellent	Good	Satisfactory	Poor	Very Poor	Excellent	Good	Satisfactory	Poor	Very Poor	Not Applicable
MIRAconnect	29	46	19	5	1	33	37	4	1	0	25
VaaruPay	30	44	15	8	3	33	33	4	3	0	28
Obtaining tax clearance	18	49	22	9	2	19	25	9	3	4	41
MIRA website updates	18	54	16	9	3	32	33	8	3	4	22
MIRA hotline service	14	46	18	12	10	25	30	9	4	11	20
Counter services	17	53	21	8	2	28	34	10	3	3	23
MIRA Mobile Application	17	45	23	11	4	20	27	10	3	1	39
Training and information sessions	14	35	28	17	6	11	16	13	5	9	46
Obtaining fine relief	11	44	23	15	7	14	22	9	4	10	42
Providing instalment plans	12	53	26	4	4	11	13	11	4	9	52

Source: Maldives Inland Revenue Authority, Ministry of Finance

that bribing MIRA officials was not pervasive. Although the results indicate a general distrust of respondents in government agencies to address tax matters, majority of the respondents highlighted that tax administration is the institution they trust the most.

- **Positive perception of MIRA as a Service Agency:** Most participants of both surveys commend MIRA's services. Most businesses were also satisfied with their overall audit experience. Improvements to raising awareness efforts is the number-one recommendation of respondents among their suggestions for improvements in MIRA services and enhancing voluntary compliance. Frequently selected requests of respondents to improve taxpayer experience include improved accessibility, quick responses, and more services via apps. Further suggest to improve MIRA's services and assist in improving tax compliance include increasing the frequency of updating the applications, and reducing their downtime. Additionally, increasing the frequency of social media posts on tax updates was also suggested by the respondents.

Taxpayer Perception Survey Report:



Information Box 2: Tourism Industry and Government Revenue

The tourism industry stands as a pivotal contributor to the Maldives' economy, representing the largest source of revenue. Therefore, the growth of tourism must be maintained to maintain a healthy Maldivian economy. This information box delves into the dynamics of the four main establishments—resorts, hotels, guesthouses, and tourist vessels—that provide accommodation services to tourists. Further, the box examines the implications of potential changes in their bed night share, and the price elasticity of demand, specifically focusing on resorts.

The analysis uses data on sales and the daily revenue per room or daily rate of establishments as reported by taxpayers in the TGST returns as well as the data on bed nights as reported in the GRT returns.

Establishments engaged in the tourism industry

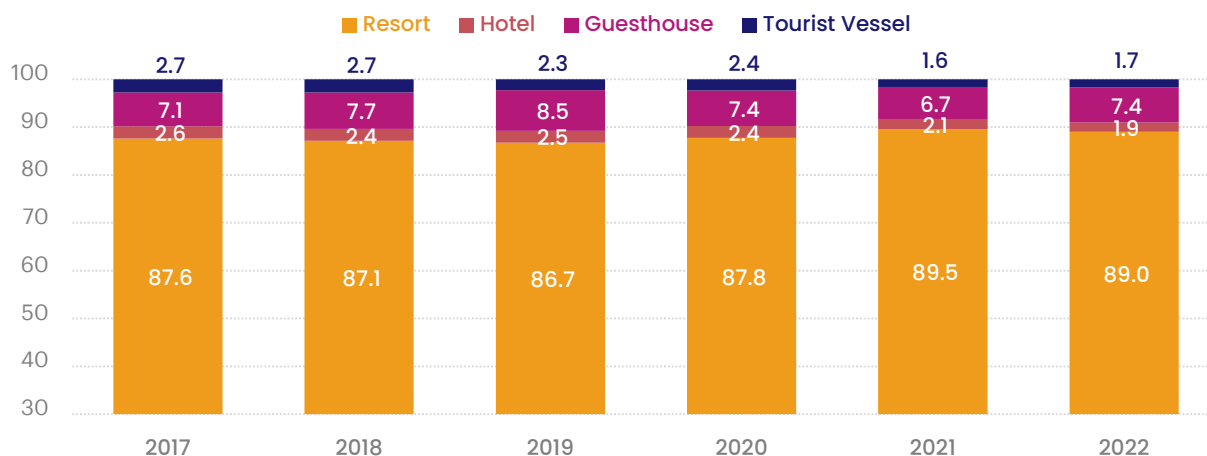
Resorts have historically dominated sales and bed night shares in Maldives, a trend that has heightened post-2020. As seen in chart 1, the share of resorts in total sales of establishments has increased since the Covid-19 pandemic. This is attributed to the rise in share of resort bed nights after 2020, in addition to the rise in average daily rate of resorts than that of other establishments.

Scenario Analysis: Change in revenue from a change in the share of bed nights

TGST is the largest source of revenue for the Government from the tourism industry. TGST is charged on the taxable sales of establishments. The data show that resorts generate the highest revenue per bed night and thus, the highest

Chart 1: Share of bed nights of tourist establishments

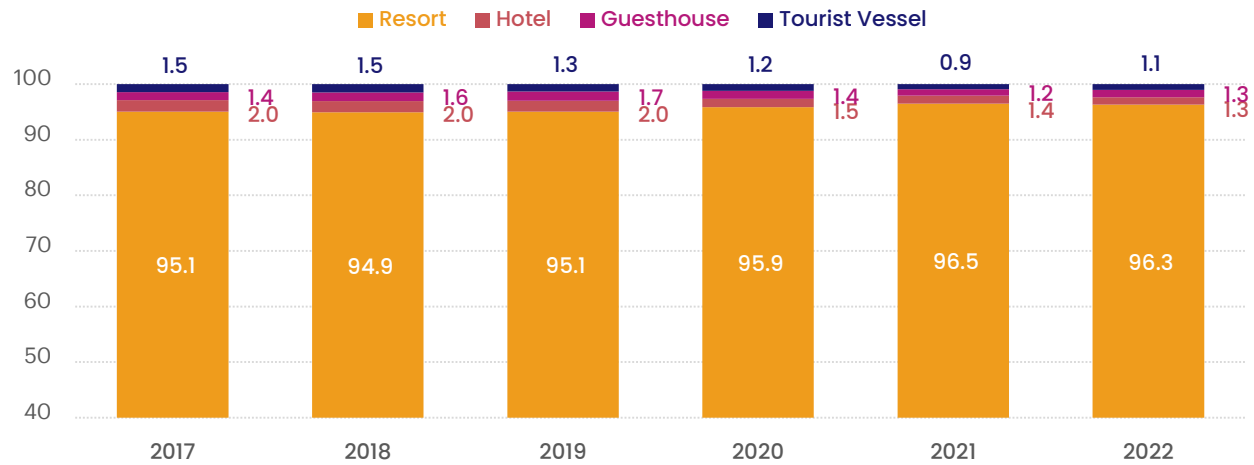
Percentage



Source: Maldives Inland Revenue Authority

Chart 2: Share of sales of tourist establishments

Percentage

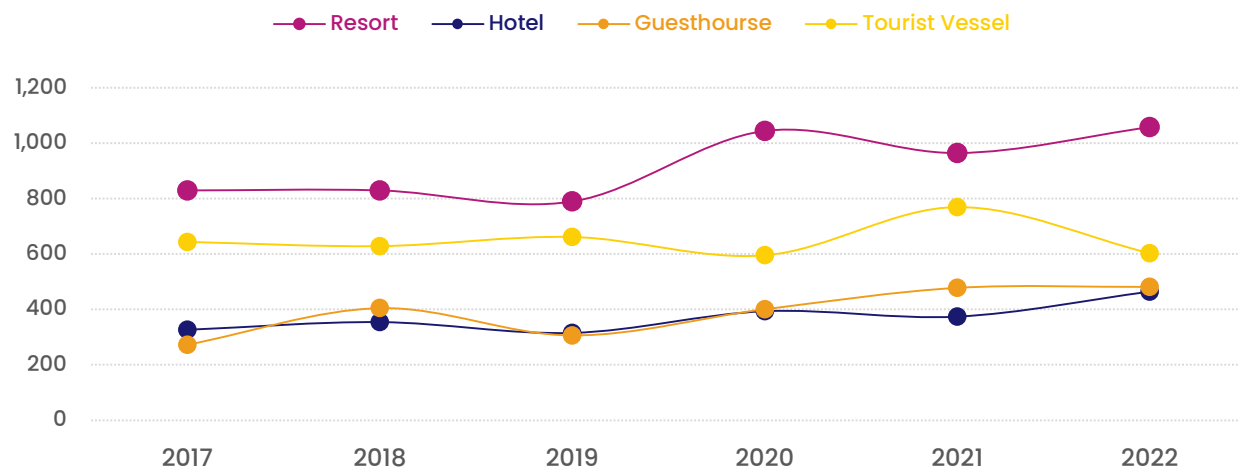


Note: TGST is included in total sales

Source: Maldives Inland Revenue Authority

Chart 3: Weighted average daily rate of tourist establishments

In USD



Source: Maldives Inland Revenue Authority

TGST per bed night. In 2022, resorts received an average sales of USD 511.3 per bed night, while resorts charged an average of USD 44.2 per bed night as TGST.

As resorts account for the largest share of bed nights, if this share decreases, the total sales of the tourism industry and revenue of the Government is likely to decline. Table 2 presents scenarios of the possible changes to industry sales and Government revenue from a change in the share of establishments' bed nights in 2022. These scenarios assume that a change in the share of the bed night would not affect the average sales per bed night and the average tax received per bed night.

Table 2: Scenario Analysis

In USD millions, unless stated otherwise

	Baseline – 2022					Scenario 1			Scenario 2		
	Bed nights share	Taxable sales per bed night	Taxable sales	Net TGST per bed night	Net TGST	Bed nights share	Taxable sales	Net TGST	Bed nights share	Taxable sales	Net TGST
Resort	89.0%	513.3	4,426.1	44.2	428.3	82.7%	4,109.3	397.6	93.0%	4,621.5	447.2
Hotel	1.9%	335.1	61.9	28.9	6.0	1.8%	57.5	5.5	1.2%	39.7	3.8
Guesthouse	7.4%	83.0	59.5	8.0	6.4	14.0%	113.0	12.3	4.7%	38.1	4.1
Vessel	1.7%	300.2	49.4	24.5	4.5	1.6%	45.8	4.2	1.1%	31.7	2.9
Total	100%		4,596.8		445.2		4,325.6	419.6		4,731.0	458.1

Note: Taxable sales is the sales of tourist establishments from which TGST is chargeable at 12%. TGST has been deducted from taxable sales.

Source: Maldives Inland Revenue Authority, Ministry of Finance

Given the higher share of resort bed nights, and higher average sales and average tax per bed night, even a small change in the share of resort bed nights has a noticeable impact on total taxable sales and TGST.

Price elasticity of resorts

This section looks at the price elasticity of demand of resorts. Price elasticity of demand shows the extent to which the demand for a good or service changes in response to a change in its price. The price elasticity of demand for resorts in Maldives is expected to be inelastic as resorts are of high quality and are considered as luxury tourism products in the global market. As in similar studies carried out to ascertain price elasticity, a panel data regression (random effects) regression was conducted for the analysis, represented by the following formula.

$$\ln_bednights_i = \beta_0 + \beta_1 \ln_adr_i + \beta_2 \sum_{i=2}^{12} m_i + \beta_3 y20_i + \varepsilon_i$$

Price elasticity is indicated by the absolute value of the coefficient of the log of the average daily rate (\ln_adr). If this coefficient is greater than 1, it is price elastic and if it is less than 1, it is price inelastic. Inelasticity is when the rate of change in demand for resorts is less than the rate of change in their prices. Since the demand for resorts is expected to decrease if the price increases, the coefficient is expected to be negative.

The results of this regression (Table 3) show that the price elasticity of demand for resorts from 2017 to July 2023 is highly inelastic. Thus, the results show that a 1 percent increase in the daily rate is expected to reduce the number of bed nights by 0.2 percent. Therefore, a change in the price of resorts alone is not expected to have a significant impact on demand. The results also suggest that tourists visiting resorts are not price sensitive. Hence, there may be opportunity to increase the price of the resorts to raise their revenue. If resorts continues to maintain their share

Table 3: Regression Findings

Log of Bednights	
Log of daily rate estimates	-0.2245*** (0.0138)
Constant	10.0783*** (0.0933)
N	8,639
R ²	0.1630

Note: Brackets indicate the heteroskedasticity-robust standard errors. '***' indicate significance at the 1 percent significance level. Observation period for bednights data is January 2017 to July 2023.

Source: Maldives Inland Revenue Authority, Ministry of Finance

of demand of the industry at the current level, it is necessary to uphold the price inelasticity of resorts to grow the industry and sustain Government revenues.

Furthermore, the results strongly highlight that daily rate alone does not fully explain the demand for resorts. Therefore, factors other than daily rates, such as tourists' income and global economic trends, are expected to have a significant impact on resort demand. It is also important to note that this regression analysis relies exclusively on resort prices to interpret resort demand, introducing a potential endogeneity issue to the model. The daily rates of resorts were only used as no other information was available for each individual resort. Addressing the endogeneity problem requires the use of additional explanatory variables other than price that can explain the demand for resorts.

While information on individual resorts, hotels, guesthouses, and tourist vessels were available, notable data gaps in the information available for establishments other than resorts were identified. This posed a challenge in determining price elasticity for these types of establishments with the currently available data.

Conclusion

In recent years, the tourism sector's growth has been predominantly driven by resorts. And resorts contributed significantly higher taxes compared to other establishments. Consequently, any shifts in the market share of resorts within the tourism industry are likely to have a substantial impact on Government revenue. It's noteworthy that revenue of and demand for resorts are not closely tied to their price or daily rates, signifying that resorts, being luxury products, exhibit price inelasticity.

While resorts play a crucial role in tourism, it is equally important to promote other types of establishments operating in the industry. This diversification not only fragments the tourism sector but also ensures that profits from tourism are distributed more widely. Striking a balance between sustaining the share of resort bed nights and promoting the growth of non-resort establishments is essential for achieving a sustainable growth in both the tourism industry and Government revenues.

Information Box 3: Tax Expenditure

Tax expenditure is the difference between estimated tax revenue under a “benchmark” system with uniform treatment of all taxpayers, and the actual tax revenue resulting from adjustments made for specific sectors or taxpayers within the tax system. Hence, the calculation of tax expenditure accounts for the exemptions granted to various taxpayers and goods under the current tax regime, concessions like tax credits, and an estimate of the alteration in tax revenue attributable to variations in tax rates. Static models have been used to calculate tax expenditure, assuming that a modification in the tax system will not influence taxpayers’ behaviour, government policies, or the overall economy. Hence, tax expenditure reflects the direct impact on revenue from a change in the tax regime or a deviation from the benchmark. (Table 4)

Table 4: Tax Expenditure as a Proportion of Nominal GDP
Percentage

	2020	2021	2022
Import Duty	1.5	1.1	0.8
GST	6.2	4.4	5.1
Business and Bank Profit Tax	0.2	0.1	-
Personal Income Tax	0.1	0.1	-

Source: Maldives Inland Revenue Authority, Maldives Customs Service, Ministry of Finance

Import Duty

Import duty is a tax levied on goods imported into the Maldives under the Export-Import Act of the Maldives (Act no.31/79). However, to implement government policies, different rates are assigned to different products under the legislation. Hence, revenue received by the Government under the current Import Duty regime differs from estimated revenue under a benchmark regime. Below are the import duty tax expenditure figures for the year 2022.

Benchmark

For this analysis, goods are categorised into sections defined in the Harmonized System (HS) classification code. In addition, benchmark rates were computed by taking the average of current duty rates for goods under each of the aforementioned categories.

Consequent to the 17th amendment to the Export-Import Act of the Maldives, Import Duty is imposed on the FOB (Free on Board) value rather than the CIF (Cost, Insurance, and Freight) value since 2021. Hence, FOB value has been used for this exercise. In addition, significant changes in average duty rates used for the exercise have been observed, as duty rates for some goods were lowered under the amendments introduced in 2021. Accordingly, the import duty tax expenditure for 2020 has also been recalculated using FOB value, for year-on-year comparison.

Calculating Tax Expenditure

While the tax expenditure was previously calculated using only ad valorem rates, specific rates have been incorporated in computations for the year 2022. For year-on-year comparison, tax expenditure for the years 2020 and 2021 has also been revised to account for specific tariff rates.

Estimated Import Duty Tax Expenditure

The total import duty tax expenditure computed for 2022 is MVR 787.1 million. This is 0.8 percent of nominal GDP of the year, and equivalent to 22.5 percent of import duty revenue collected during the year. Compared to 2021, a decline in tax expenditure was observed, largely due to the tax expenditure from the oil and lubricants category, which has a negative tax expenditure. Higher import value of products from this category in 2022, due to the increase in global oil prices, resulted in an increase in this negative tax expenditure by 83.4 percent, compared to the previous year.

Table 5: Tax Expenditure – Import Duties

In MVR millions

	2020	2021	2022
Food items	153.5	35.2	74.3
Goods for industrial purposes	207.5	241.9	361.6
Oils and lubricants	(159.2)	(281.6)	(516.5)
Capital goods	206.5	237.3	275.3
Equipment for transportation	(52.0)	64.3	(46.7)
Consumer goods	484.0	624.3	639.1
Other goods	(0.0)	0.1	(0.0)
Total	840.2	921.5	787.1

Source: Maldives Customs Service, Ministry of Finance

Table 6: Loss of revenue from Import Duty exemptions under various policies

In MVR millions

	2021	2022
Relief for goods imported via regional ports	172.1	311.2
Exemption for foreign aid	71.1	19.3
Renewable energy concession	16.0	10.0
Waiver under Diplomatic Privilege	5.1	3.5
Foreign investment concessions	182.4	259.1
Exemptions under the South Asian Free Trade Area	9.9	13.4
Relief given to government agencies	651.7	984.3
Total	1,108.3	1,600.7

Source: Maldives Customs Service

A negative tax expenditure is observed when the import duty collected for a good throughout the year exceeds the import duty computed using the benchmark system.

Additionally, the Export-Import Act specifies instances where duty is exempted or a certain percentage of duty is discounted. Although such exemptions under the Act are not included in the calculation of tax expenditure, this is a revenue loss of the Government, and in the year 2022, total revenue loss from such various exemptions on import duty amounts to MVR 1,600.7 million. This accounts for 1.7 percentage of nominal GDP for the year and is 44.4 percent higher compared to 2021.

GST

The government has devised various policies to alleviate the potential adverse impacts of taxes on the standard of living. Consequently, to prevent tax legislation from escalating the tax burden on the consumption of essential goods and services, especially for the economically disadvantaged, the Goods and Services Tax Act of the Maldives (Act no. 10/2011) outlines specific goods and services that are either exempt or taxed at a zero rate. However, as a result of these provisions in current policies, government revenue is lower compared to what would be attained under a benchmark system without exemptions.

Benchmark

Based on the GST rates applicable in the year 2022, the benchmark rate for calculating GST expenditure is 12 percent on all goods and services consumed in the Maldives, except the exemption on public services and the zero rate of tax on exports. Accordingly, under this benchmark, tax credits are granted for expenses in the form of business inputs or capital investments at various stages of production, and GST is imposed only on the value added to goods and services from the production stages. Furthermore, goods and services provided by the Government, such as education and health services, are exempt from GST, aligning with international best practices.

Calculating Tax Expenditure

To compute tax expenditure, the Supply and Use Table (SUT) from 2014 was extrapolated for the respective year. The growth of individual sectors was established by comparing their GST sales for the relevant year with those in 2014. However, recognizing the inadequacy of this method in precisely reflecting the growth of the real estate sector, the population growth relative to 2014 was taken into account. Furthermore, the GST expenditure for 2021 was also revised to estimate the year-on-year change in GST expenditure.

Estimated GST Expenditure

Table 7 illustrates the GST expenditure calculated for 2021 and 2022. With modifications to the tax expenditure calculation methodology, the total GST expenditure for 2021 amounted to MVR 3,570.8 million, and it has increased to MVR 4,813.9 million in 2022.

Similar to the scenario in 2021, the predominant portion of GST expenditure in 2022 was attributed to the lower tax rate of the General Sector. As GGST revenue has grown as a proportion of total GST revenue, the tax expenditure

Table 5: Tax Expenditure – GST

In MVR millions, unless stated otherwise

	2021		2022	
	As a share of GST Revenue (%)	Tax Expenditure	As a share of GST Revenue (%)	Tax Expenditure
Exempt	5.3%	410.4	3.9%	382.7
Zero-rated	9.6%	748.3	8.5%	830.9
GST rate below 12%	32.2%	2,512.0	35.4%	3,465.3
Total Tax Expenditure	45.8%	3,570.8	49.2%	4,813.9

Note: The total tax expenditure represents the correlation between individual components, and as such, the figure does not equate to the sum of all the individual components of tax expenditure.

Source: Ministry of Finance

from exempt and zero-rated goods and services, relative to GST revenue, has decreased when compared to GGST collection in 2022.

Income Tax

Income earned by businesses, banks, and individuals is liable to taxation according to the provisions of the Income Tax Act (Act no. 25/2019). The tax brackets and rates applicable under this Act are determined based on the legal form of the taxpayer. Therefore, businesses, banks, and individuals are obligated to pay taxes on all categories of taxable income, as outlined in the following brackets and rates (Table 8).

Table 8: Tax Brackets and Tax Rates

In MVR, unless stated otherwise

Taxable Income				Tax Rate	
Corporate:					
Not exceeding	500,000			0%	
More than	500,000			15%	
Banks:				25% on taxable income	
Individuals:					
Not exceeding	720,000			0%	
More than	720,000	but not exceeding	1,200,000	5.5%	
More than	1,200,000	but not exceeding	1,800,000	8%	
More than	1,800,000	but not exceeding	2,400,000	12%	
More than	2,400,000			15%	

Source: Ministry of Finance

Benchmark for banks and businesses

The benchmark for banks and businesses is set at the rate of 15%, with no tax-free threshold, from the taxable income after deducting expenses that were necessary to derive that income. The benchmark also incorporates rules set for strengthening the tax system, such as anti-avoidance measures.

The main tax expenditure items identified for banks and businesses are:

1. Tax-free threshold: MVR 500,000 for businesses (Section 9 of the Income Tax Act).
2. Donations as a deductible from taxable income (Section 21 of the Income Tax Act).
3. Employee welfare expense as a deductible from the taxable income of businesses (Section 20 of the Income Tax Act).
4. Zakat-al mal payments as a deductible from taxable income (Section 18 of the Income Tax Act)

Due to the tax rate for banks being higher than the benchmark tax rate, the actual tax revenue derived from banks surpasses the revenue calculated using the benchmark. Consequently, banks exhibit a negative tax expenditure.

Benchmark for individuals

Taxable income of Individuals encompasses earnings from businesses and other sources. The benchmark established for individuals imposes tax, without a tax-free threshold, on the taxable income after deducting necessary expenses incurred to generate that income. Furthermore, to ensure tax neutrality, the benchmark dictates that business income earned by individuals should be taxed in the same manner as other businesses (taxing taxable income at 15%, with a tax-free threshold of MVR 500,000).

The main tax expenditure items identified for individuals are:

1. Tax-free threshold: MVR 720,000 (Section 7 of the Income Tax Act)
2. Progressive rates for business income earned by individuals (Section 7 of the Income Tax Act)
3. Zakat-al mal payments as deductible from taxable income (Section 18 of the Income Tax Act)
4. Donations as a deductible from taxable income (Section 21 of the Income Tax Act)
5. Deductions allowed for remuneration-related expenses (Section 32(e) of the Income Tax Act)
6. Employee welfare expense as deductible from the taxable business income (Section 20 of the Income Tax Act).

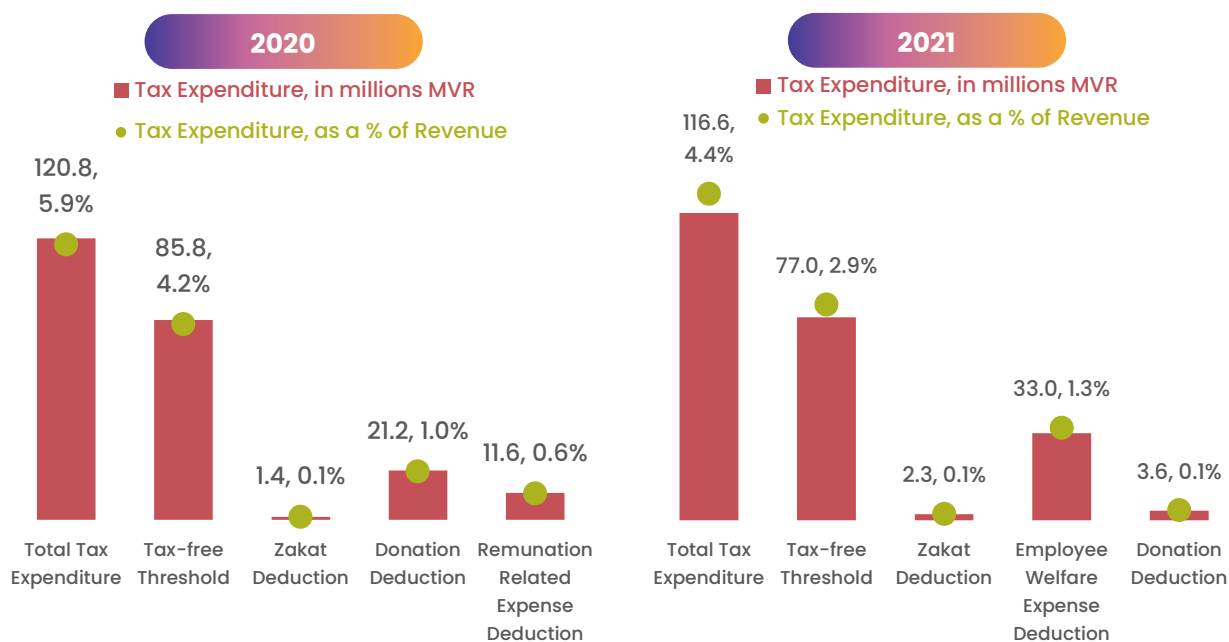
Calculation of Tax Expenditure

The charts below illustrate the tax expenditure, which is the variance between the existing tax system and the benchmark tax system for the years 2020 and 2021. They also showcase both the overall tax expenditure arising from the deviation from the benchmark and the tax expenditure from the individual items mentioned earlier. It's important to note that the total tax expenditures attributed to individual factors differ from the overall tax expenditure because the calculations for individual factors do not consider the impact or interaction of one factor with another.

Tax Expenditure – Banks and Businesses

The tax expenditure computed for 2021 is MVR 116.6 million. Given that the tax rate for banks exceeds the benchmark tax rate, banks demonstrate a negative tax expenditure. Consequently, the negative tax expenditure determined for banks in 2021 is 3.6 percent higher than the figure for 2020.

Chart 4: Tax Expenditure of Banks and Businesses



Note: Banks' Negative Tax Expenditure: MVR 317.9 million

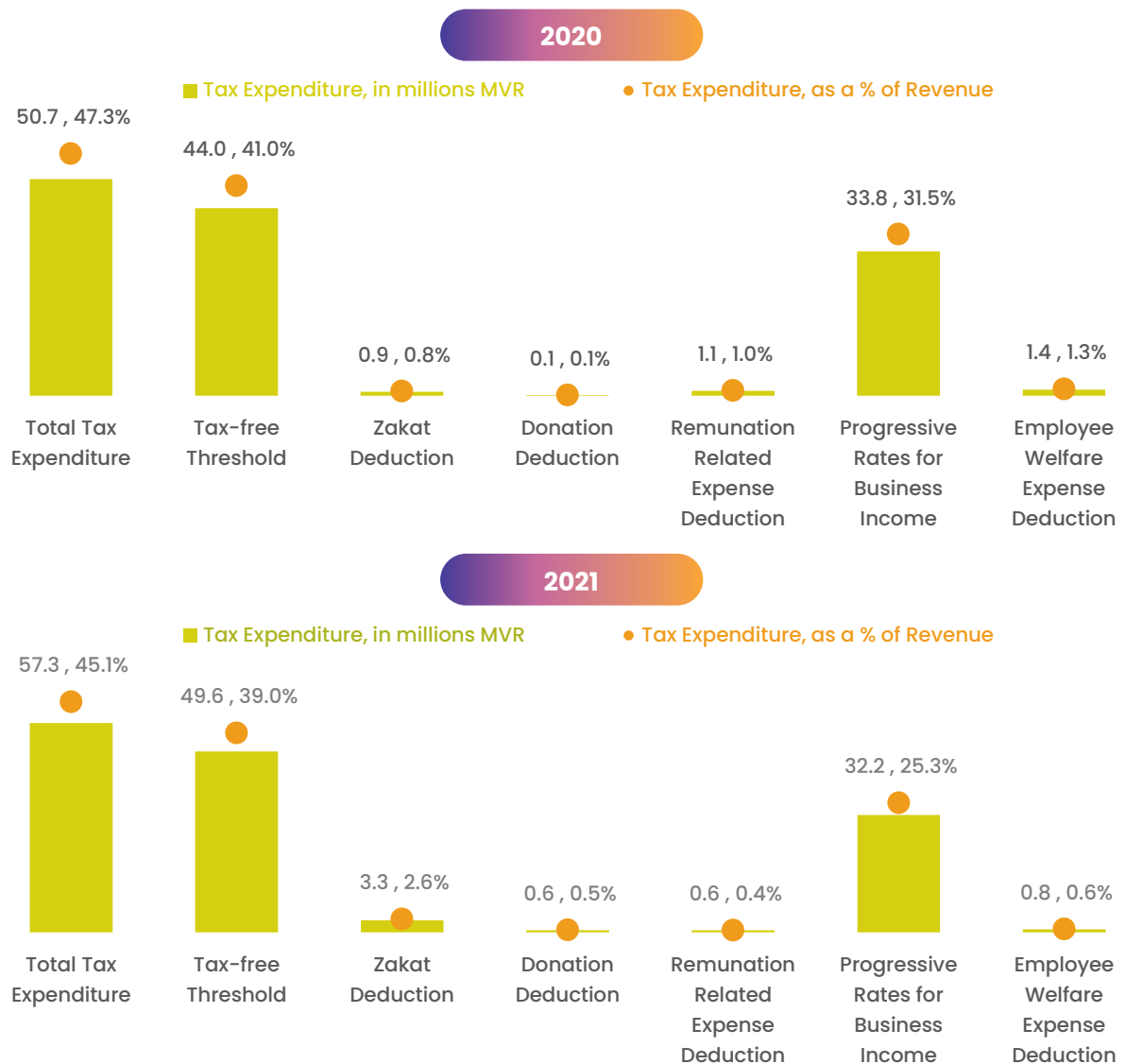
Note: Banks' Negative Tax Expenditure: MVR 330.9 million

Source: Maldives Inland Revenue Authority, Ministry of Finance

Tax Expenditure – Individuals

The primary tax expenditure items for individuals include the MVR 720,000 tax-free threshold and the progressive taxation of business income. If the tax-free threshold is eliminated while retaining the progressive taxation of business income, the estimated increase in tax revenue for the years 2020 and 2021 is MVR 44.0 million and MVR 49.6 million, respectively. Similarly, if the business income of individuals is aligned with that of other businesses (taxing taxable income at 15%, with a tax-free threshold of MVR 500,000), the estimated increase in tax revenue for 2020 and 2021 is MVR 33.8 million and 32.2 million, respectively. Furthermore, tax expenditure resulting from specific deductions has not been found to be very significant. (Chart 5, see next page)

Chart 5: Tax Expenditure of Individuals



Source: Maldives Inland Revenue Authority

Information Box 4: Milestones Achieved in Implementing Program Based Budgeting

The development and implementation of an outcome-based budgeting system is being led by the Ministry of Finance. While it aims to ensure optimal utilization of public financial resources by linking the funding of public sector organizations to the results they are expected to deliver, its development is consistent with international good practice.

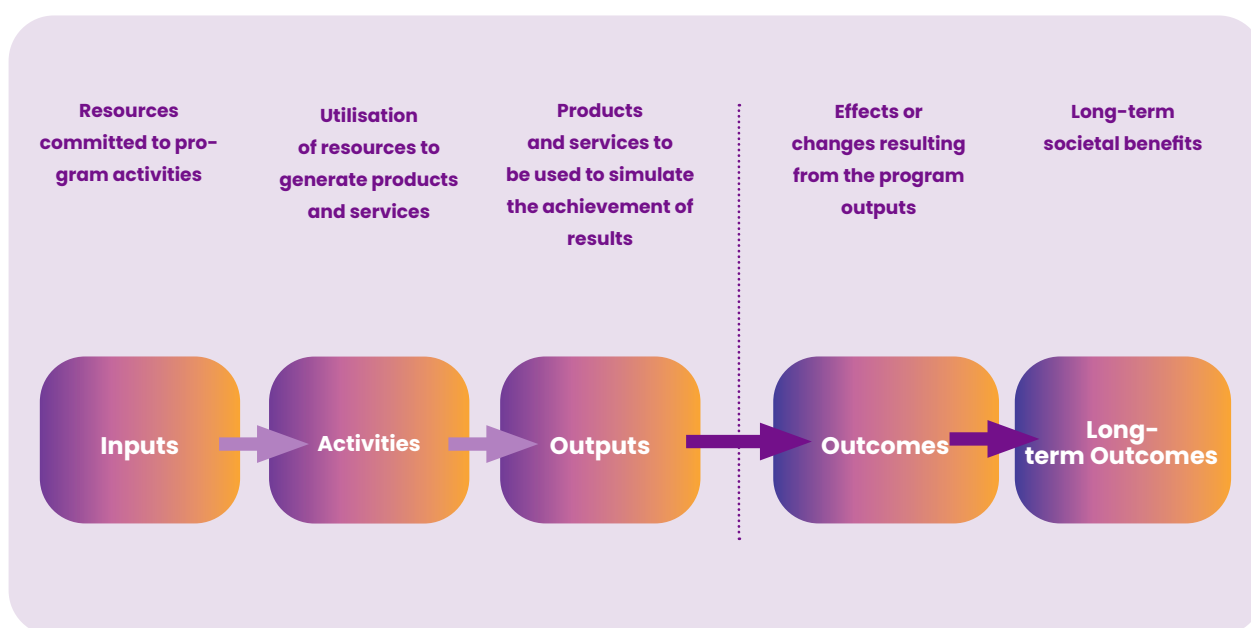
The initial phase of this effort involved developing the program structures for all Accountable Government Agencies (AGAs). This required that the functions and obligations of each government agency to be categorized into programs and sub-programs, which are then organized in the form of program structures. Hence, with the technical aid provided by the United States Agency for International Development (USAID), the Ministry of Finance has been preparing annual program budgets since the 2022.

The following phase involved defining the goals and objectives for the programs within the program structures, along with establishing the criteria to gauge their attainment. This required all AGAs to develop their strategic goals and objectives inline with national priorities, allocate resources to their programs in order to address these strategic objectives, and initiate the development of key performance measures that will measure the success of agency programs in achieving their defined objectives.

Performance indicators are quantifiable measures which provide information on the effectiveness and efficiency of programs and organizations. The indicators are intended to provide information that assists budget decision makers, at both central and line agency, Government, and at Parliamentary oversight level, to:

- Measure what is being produced (outputs or services delivered) with Government resources;

Chart 6: How a Program Based Budget aids in policy formulation



Source: World Bank

- Measure the impact and/or achievements of Government programs against program objectives;
- Review agency achievements and results and seek explanation of variances from expectations or reference points;
- Assess whether the Government (and taxpayers) are receiving the results expected from the resources allocated to programs;
- Identify necessary improvements in Government programs and services and resource allocations; and,
- Support improved prioritization of resources among competing priorities

The core element in linking government expenditure to the results or outcomes sought, are outputs. These are the deliverables – good and services – agencies produce, and for which they are funded, to generate the outcomes specified by government. Key performance indicators are developed to allow scrutiny of effectiveness (i.e., the impact of the outputs on outcomes) and efficiency (especially in terms of level of funding, quality and quantity of outputs) to enable assessment of performance and accountability for results. This is illustrated in Chart 6.

To assist AGAs in developing performance information, tailored worksheet input templates were prepared for all 58 AGAs to assist them link funding to outputs and outcomes, together with the output and outcome performance indicators that are intended gauge the progress and success of agency programs in achieving their stated objectives. Examples from selected AGAs Key Performance Indicators (KPIs) are set out below. (Table 9)

The results and experience from the 2023 budget will be used to refine and improve the PBB framework for future budgets. Full implementation and operationalization of the PBB framework will make a significant contribution to improved budget and fiscal management, transparency and accountability, through identifying how resources

Table 9: Examples of KPIs developed for selected AGAs

In MVR millions, unless stated otherwise

National Social Protection Agency				Results Matrix			
Program	Funding 2023	KPIs	Baseline	2023	2024	2025	
Program Objective: Ensure equitable, effective and efficient implementation of Social Protection programs mandated to the Agency in order to provide financial protection for the vulnerable and poor, including financial aid for medical care.							
Program 2	Social Protection	3,020.5					
Sub-program 4	Welfare	2,561.8	Outcome: Number of assisted beneficiaries as percentage of eligible total increases in number each year.	80%	85%	90%	92%
Section/Activity	Medical Welfare	2,558.1	Output: Percentage of Medical Welfare Assistance requests processed and responded to within 15 working days.	70%	85%	90%	90%

allocated to government policies and activities are contributing to effective service delivery, and achievement of economic and social development objectives.

The primary objective of the Ministry of Finance is to publish the program budgets of all accountable government agencies, along with their strategic objectives and key performance indicators that establish the benchmarks for their success. The Ministry also intends to oversee and evaluate the performance based on these indicators, while producing annual reports on them.

Ministry of National Planning, Housing and Infrastructure

Results Matrix

	Program	Funding 2023	KPIs	Baseline	2023	2024	2025
Program Objective: Support GDP growth and improved standards of living.							
Program 2	Infrastructure	8,383.6					
Sub-program 4	Project Implementation	8,364.1	Outcome: Water and Sewerage network implemented throughout the country.	50%	70%	100%	100%
Section/Activity	Water & Sanitation	1,273.4	Output 1: Percentage of Islands completed as per plan.	60%	75%	100%	100%
			Output 2: Percentage of water connections made.	-	60%	80%	100%

Local Government Authority

Results Matrix

	Program	Funding 2023	KPIs	Baseline	2023	2024	2025
Program Objective: Leverage ICT by digitalized systems and services in councils for an empowered, effective and efficient local governance system, which is financially decentralized, responsible and accountable by 2025.							
Program 3	Council Support Service & Monitoring	7.8					
Sub-program 1	Council Digitalization	1.8	Outcome: Increased efficiency and accessibility of council's services through 90% utilisation digital tools for council functioning by 2025.	15%	35%	70%	90%
Section/Activity	Council Digitalization	0.8	Output: All councils have reliable, secure and cost-effective internet by end of 2025.	10%	30%	80%	100%

Ministry of Fisheries, Marine Resources and Agriculture

Results Matrix

	Program	Funding 2023	KPIs	Baseline	2023	2024	2025
Program Objective: Develop the agriculture sector by enhancing the capacities of crop & livestock producers, and improve the value of agriculture to attain national food security and sustainable socio-economic development by 2030.							
Program 2	Agriculture	38.0					
Sub-program 2	Training Extension, Adaptive Research	25.4	Outcome: By 2025, at least 2000 farmers benefited from agriculture extension support services throughout Maldives.	500	1,500	1,500	2,000
Section/Activity	Training Extension, Adaptive Research	3.1	Output: By 2025, 90 farmers received training in sustainable irrigation technologies.	34	15	15	16

Anti-Corruption Commission

Results Matrix

	Program	Funding 2023	KPIs	Baseline	2023	2024	2025
Program Objective: To understand trends and underlying causes of corruption, identify loopholes to prevent systemic corruption; and roll out streamlined actions.							
Program 2	Prevention	2.9					
Sub-program 2	Education & Advocacy	1.0	Outcome: Move Maldives up in the ranking in the published Corruption Perceptions Index from 80th place to 85th by 2025.	85	83	80	80
Section/Activity	Education & Advocacy	1.0	Output: Expand the yearly reach of the advocacy programs to the population through mass media and social media platforms.	20,000	30,000	40,000	50,000

Note: Baseline results are estimated based on the level in 2021 or 2022. Funding for 2023 is based on the revised estimates for the year. The program structures and the relevant KPIs are selected from the submissions during budget formulation. The names of the organizations and their structures may have changed as of 17 November 2023.

Source: Ministry of Finance

Information Box 5: Pooled procurement of medicines

Aasandha is the national health coverage mechanism that ensures access to health services to all Maldivians. While the out-of-pocket cost of medical treatment from individuals has been reduced with the introduction of this system, the increase in spending from the government budget reiterates the need for efficiency measures within the system.

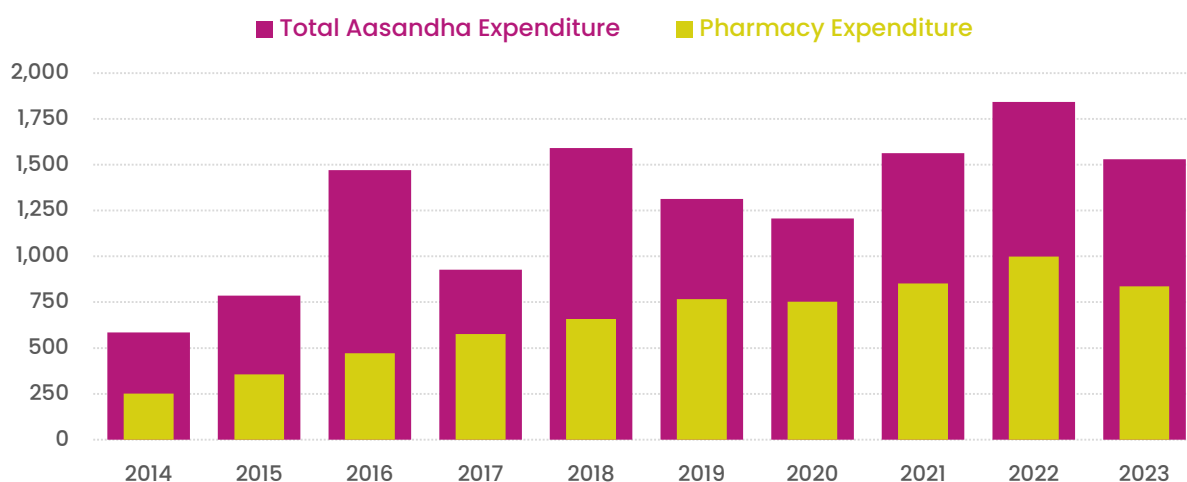
The largest share of expenditure on Aasandha is spent on pharmaceuticals. While more than 50.0 percent of the total expenditure on Aasandha is spent on medicines, this is an annual average of around MVR 600.0 million. This is also the fastest-growing expenditure in recent years. (Chart 7)

According to the Maldives Health Sector Expenditure Review conducted by the World Bank in 2018, the retail prices of medicines in the Maldives are 15 times higher than the global average and 75 times higher than other countries in the region. Being a geographically dispersed country and the need for medicines being lower compared to the rest of the world, there are no volume discounts available to importers of medicines to the maldives. In addition, the provision of free medicines to the general public through the Aasandha system has resulted in pharmacies increasing the mark-up which drives the price of medicines. The prescription of branded drugs and the high price differentials assigned by pharmacies for the same type of medicine has increased the cost of pharmaceuticals. In addition to these factors, there are lack of adequate controls in medicine prescription including dual prescription of medication to the same disease. This is mainly due to the lack of a standard treatment guideline and lack of specific procedures followed in prescribing.

In order to address the inefficiencies involved in the system and reduce the cost of medicines through Aasandha, the government has initiated the process of importing medicines through a 'pooled procurement' system this year. Pooled procurement involves the collection of a requirement for the purchase to buy in bulk. Buying medicines and

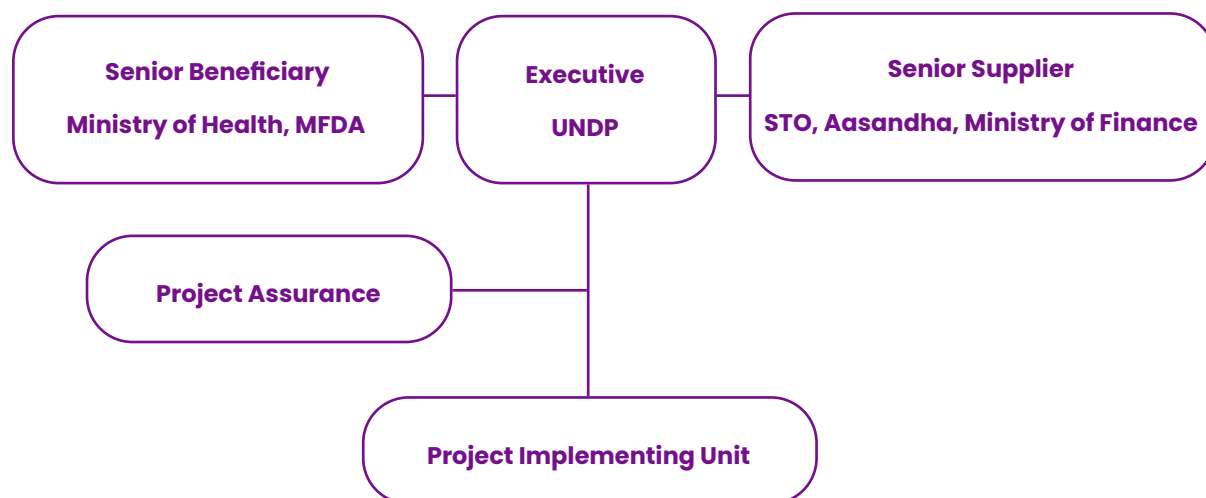
Chart 7: Aasandha expenditure with the breakdown of pharmacy expenditure

In MVR millions



Note: Expenditures for 2023 are as at 10 October 2023.

Source: Ministry of Finance, Aasandha Company Ltd

Chart 8: Project steering committee structure for the Bulk Procurement Project with UNDP

Source: Ministry of Finance, United Nations Development Programme

medical consumables by pooling the requirement reduces the unit price and reduces the transaction cost. In other geographically dispersed countries, pooled procurement to buy medicines and medical consumables have become widely used. In Maldives, this has been implemented as part of an agreement between the Ministry of Finance, Ministry of Health, STO and United Nations Development Programme (UNDP).

Under the pooled procurement agreement, a project steering committee comprising government agencies and ministries has been set up with the main objective of monitoring the functioning of the bulk procurement project and to ensure that the procurement is carried out effectively. (Chart 8) In this regard, the process of placing orders for the first shipment of medicine is already ongoing. Under this agreement, STO will carry out all the operational activities of the project and will also be the main agent that imports and distributes medicines. UNDP is responsible for all the process of finalising the list of medicines by communicating with drug manufacturers in consultation with government authorities. While the government does not have to bear any expenses for the import of medicines directly, the amount of reimburse from Aasandha after selling medicines to the people should be spent by the state in the form of Aasandha. Importing medicines to the Maldives at a cheaper rate under this system will encourage STO to sell medicines at cheaper rates at wholesale and retail and will reduce the price of medicines in the entire market. Further, with this change aasandha baseline prices will be applied with the retail prices of the STO thereby, reducing the expenditure from the budget. According to the current estimates, if 21 of the most widely used medicines

Table 10: Cost estimates and savings through Aasandha and bulk purchase of medicines

In MVR millions, unless stated otherwise

Number of Medicines	Estimated expenditure	Aasandha baseline price	Savings	%
23	47,400,602.1	84,870,747.3	40,762,358.4	48.0

Note: The savings estimates are calculated from the cost estimates provided by the UNDP. Aasandha baseline prices reflect the current reimbursement prices for Aasandha

Source: Ministry of Finance, United Nations Development Programme, Aasandha Company Ltd

in the country are imported through the pooled procurement system, 51.1 per cent of the cost will be reduced, and with the expansion of the pooled procurement system and the import of more medicines, medical consumables and equipment through this system, the cost incurred in this sector will be reduced further. (Table 10)

Along with pooled procurement, the government would also be able to implement maximum retail price. This is because when orders are placed through UNDP, the list of medicines and cost estimates of medicines will be at Aasandha baseline prices to allow the government to regulate the price at which medicines can be sold in the market. This is also expected to address the fear of running out of medicines by controlling prices. Therefore, the price of medicines in the market will be reduced thereby reducing the total expenditure Aasandha budget. This fiscal savings from Aasandha would enable to allocate budgets to strengthen the health sector.

Information Box 6: Council Block Grants

As per the 8th Amendment to the Decentralization Act in 2019, a minimum of 5 percent of the total approved revenues, and 40 percent of the revenue from rents of land, lagoons and reefs outside the jurisdiction of the council is to be allocated as a block grant to local councils. The grant is apportioned to individual councils using a fiscal formula formulated by the Ministry of Finance.

The structure of the fiscal formula for 2024 is presented below:

- Total block grant amount:
 - 5 percent of the budgeted revenue.
 - 40 percent of the rental income from land, lagoon, and reef areas beyond council jurisdictions.
- Total allocations to island councils, atoll councils, and city councils from the total block grant amount:
 - Island councils: 70 percent
 - Atoll councils: 10 percent
 - City councils: 20 percent

These apportionments are allocated to individual councils in two ways. The first is through an equalization grant, and the second is through the fiscal formula which allocates resources based on scores for set indicators. The primary purpose of the equalization grant is to ensure that no council is allocated an insignificant amount as its block grant allocation. Table 11 summarizes the share of total resources distributed as equalization grants for the three categories of councils.

The second method of allocating block grant relies on the fiscal formula criteria established by the Ministry of Finance. The fiscal formula applied in this budget introduces a new revenue mobilization index to the fiscal formula as the Decentralization Act stipulates that the revenue generated by councils is to be considered when distributing the block grant. The revenue mobilization index evaluates council’s own revenue (revenues other than the block grant) recorded in Viya module in 2022 against the total block grant allocation in 2022. The scoring function for the indicator is concave, with the score initially increasing as the ratio of the council’s own revenue to the block grant increases up to a certain point, after which it gradually decreases. This is intended to incentivize councils to work towards generating

Table 11: Equalization Grant
Percentage

	Island Council	Atoll Council	City Council
Equalization Grant	25	60	25

Note: Gdh. Thinadhoo was elevated to the status of a ‘City’ in 2023. Therefore, the island has been removed from the category of island councils and added to the city councils category.

Source: Ministry of Finance

Table 12: Fiscal formula allocations

Percentage, unless stated otherwise

	Island Council	Atoll Council	City Council
Indicator			
Resident population	75.0	60.0*	55.0
Land Area	7.5	5.0*	15.0
Distance to Atoll capital (km)	5.0	22.5*	5.0
Distance to Male (km)	5.0	5.0	10.0
Council Performance Index	2.5	2.5	0.0**
Fiscal Performance Index	2.5	2.5	7.5
Revenue Mobilization	2.5	2.5	7.5

Note: '*' Indicates total population of all the administrative islands in the Atoll. '**' Indicates that no Council Performance Index is calculated by the Local Government Authority for city councils, thus leading to a zero weightage.

Source: Ministry of Finance

their own revenue, but also factors in the fact that councils that have already succeeded in creating a strong revenue base will likely have less of a need to rely on resources from the government. Another objective of introducing the index is to incentivize councils to accurately record their revenues in the Viya Module on a timely basis, and ultimately strengthen the accuracy of local councils' fiscal reporting. The indicators used in the fiscal formula and the respective weights assigned are presented in Table 12.

Table 13: Changes in island population

Number of people, unless stated otherwise

Population, highest percentage decline				
Island	Population 2014	Population 2022	Change	%Δ
Ga. Kolamaafushi	871	522	-349	-40.1
V. Rakeedhoo	101	62	-39	-38.6
L. Mundoo	222	140	-82	-36.9
Gdh. Vaadhoo	661	445	-216	-32.7
Gdh. Rathafandhoo	514	366	-148	-28.8

Population, highest percentage increase				
Island	Population 2014	Population 2022	Change	%Δ
B. Fehendhoo	99	172	73	73.7
L. Gan	2,793	3,856	1,063	38.1
B. Fulhadhoo	174	240	66	37.9
N. Kudafaree	414	551	137	33.1
Lh. Olhuvelifushi	500	655	155	31.0

Source: Maldives Bureau of Statistics

The resident population data used in the fiscal formula was updated for the 2022 census estimates in formulating the 2024 allocations. This was one of the drivers of the relative changes across councils in the allocations, as migration and the corresponding changes to resident population numbers led to noticeable shifts in allocations compared to the previous year. In particular, the trend in the census data indicates migration from smaller to large, more urban areas, and especially the Greater Male' region. In order to mitigate large changes arising due to this which were especially pronounced across city councils, the weightage given to city council populations is reduced from 70.0 percent to 55.0 percent to prevent a disproportionate increase for Male' at the expense of other city councils. While, the weightage for land area of city councils is increased from 10.0 percent to 15.0 percent, the weights for the distance to Male' indicator, fiscal performance index and the revenue performance index are all increased by 2.5 percentage points.

Information Box 7: Impact of Renewable Energy on Fiscal Space

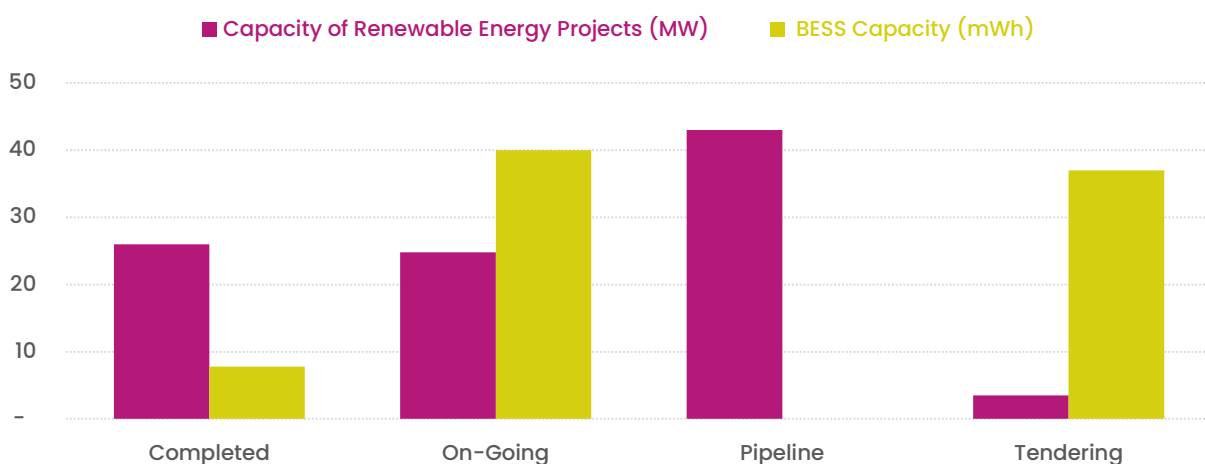
Maldives is a country with abundant access to renewable energy resources such as solar, wind and tidal energy, but these resources are yet to be utilized in energy production. Imported fossil fuels are the most used source of energy in the country. In 2022, the value of oil imports was equivalent to 13.5 percent of the GDP of that year. A significant portion of total oil imported to the country is used for power generation. The Asian Development Bank (ADB), in its 'A Brighter Future for Maldives Powered by Renewables: Road Map for the Energy Sector 2030-2020', published in November 2020, states that the Maldives is one of the costliest power producers in Asia as 99.0 percent of the electricity produced in the country is generated using fossil fuels. The country's high dependence on oil has made the country highly vulnerable to changes in global oil price. In the year 2022, the government's spending on fuel subsidies spiraled to MVR 2.3 billion, an increase of 401.7 percent compared to 2021, as global fuel prices soared due to the Russia-Ukraine war. Therefore, investment in renewable energy is one of the key policy reforms to reduce the government expenditure on fuel subsidy, pressure on foreign currency reserves, reduce electricity prices and to ensure sustainable energy security to Maldives.

In 2015, several countries submitted their "Intended National Determined Contribution" (INDC) as these countries adopted the United Nation's Framework Convention on Climate Change during the COP21 held in Paris. For the United Nation's Climate Ambition Summit 2020, the Maldives submitted its INDC, setting the goal of reducing the carbon emissions by 26 percent. Moreover, Maldives pledged to become carbon neutral by 2030 with technical and financial assistance international community and to increase renewable energy in the country's energy mix to 15 percent of the total installed capacity.

Current state of renewable energy in the country

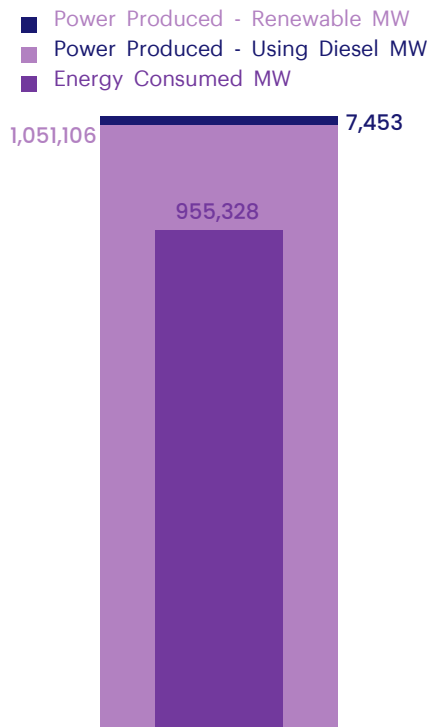
Since 2014, the Maldives has carried out various renewable energy projects with the support of ADB and the World Bank. Investor interest in renewable energy projects in the country has increased in recent years. According to a World

Chart 9: Renewable Energy Projects in Maldives in different stages of implementation and their capacity



Source: Ministry of Environment, Climate Change and Technology

Chart 10: Electricity Generation in Maldives using renewable sources and fossil fuel, energy consumption in year 2022



Source: Ministry of Environment, Climate Change and Technology, Utility Regulatory Authority

Bank report of 2023, for the first tender of “Accelerating Sustainable Private Investment in Renewable Energy” (ASPIRE) (solar project of 1.5 MW) that started in 2014 in Maldives, four bidders submitted their tender and the winning PPA rate was 21 US cent per kWh. However, the price dropped to 10.2 US cents per kWh for the 5 megaWatt project tendered in 2020. Chart 9 shows that status renewable energy projects and their capacity. Upon completion of these projects, renewable energy generation capacity in the atolls and the Greater Male’ Region is expected to increase by 97 MWh and battery storage capacity will be increased to 85 MWh. The total contribution of renewable energy is expected to reach 15 percent of the total energy mix upon completion of these projects. In 2022, a total of 590,016.8 MWh of electricity was generated in the Male’ region and 535,213.6 MWh of electricity was consumed (Chart 10). A total of 468,542.9 MWh electricity was generated in atolls and 420,114.0 MWh of electricity was consumed.

Potential sources of renewable energy for the Maldives

Usage of Solar PV

Due to the geographic location of Maldives, sunlight hours in Maldives are relatively high. According to an ADB published in November 2020, solar energy can be used in the country to generate 1,200 kWh of electricity per square meter per year. Currently, it is one of the most widely used sources of renewable energy in the country because of the advancement of technology of solar energy and the drastic reduction in investment required for solar projects in the last few years. Among the main challenges in solar power generation in the Maldives are the size of the area required

for it and low load bearing capacity of private buildings to install solar PV on rooftop. Installation of floating solar on the lagoons and on rooftops of government buildings can provide a solution for these challenges.

Harnessing wind Energy

Apart from solar energy, wind energy is another source of energy that can be utilised for energy generation. According to a survey conducted in 2016, in Lh. Naifaru and K. Gulhifalhu to assess wind energy levels at the height of 40 meters in the Maldives, it was recorded wind speed at these two regions averaged 12.7 m/s and 12.8 m/s, respectively. With the recent technological advancements in wind energy generation, there are small vertical axis wind turbines that can be fixed on the roof, similar to solar panels installed on roofs. These wind turbines have the capacity of producing energy at wind speeds between 4.5 m/s and 13.4 m/s. In addition, floating wind turbines placed in the open seas are already being used extensively several parts of the world. These technologies can be utilized in countries such as Maldives with large ocean space. Therefore, further research and a cost-benefit analysis for the feasibility of wind energy is likely to be useful for the Maldives.

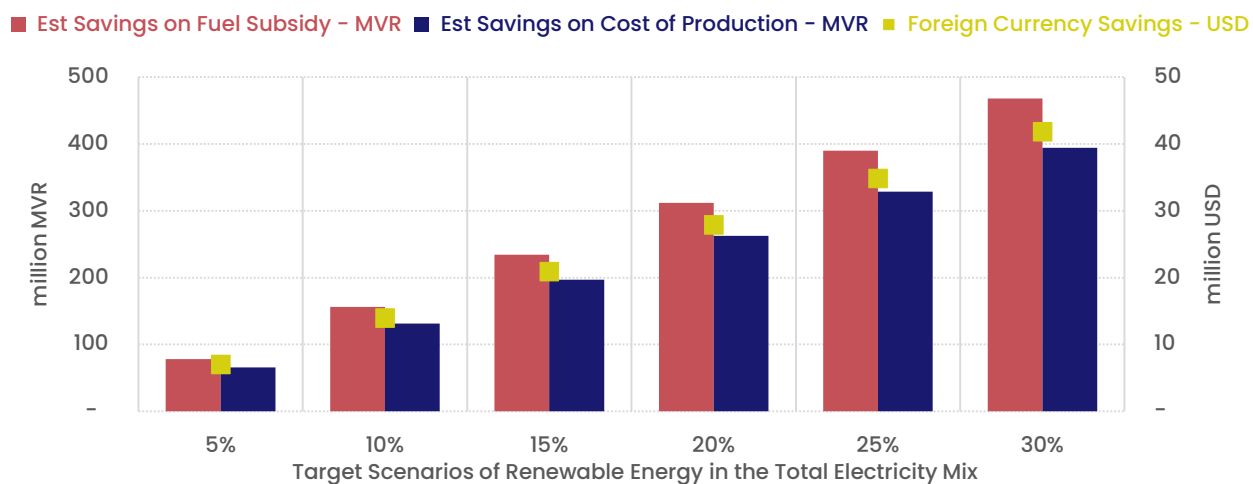
Ocean Current and Tidal Energy

In a country like the Maldives, with large ocean space, it is also possible to generate electricity using ocean current and tide energy. Compared to generating energy through solar and wind, it is more sustainable and more stable to generate energy using ocean current and tide as it does not depend on availability of sunlight or wind. In this regard, an ADB report states that tidal energy has the potential to generate electricity in between 28 MWh to 106 MWh in selected channels with currents reaching up to 3.4 m/s to 5.8 m/s. The technologies involved in generating energy using ocean current and tides are not as advanced compared to solar and wind energy generation. However, given the potential for energy generation from ocean current and tides, the advanced economies are now investing heavily in energy generation technologies from the ocean.

Expected benefit to the government from Renewable Energy

In order to increase the affordability of electricity in the Maldives, the government heavily subsidises diesel to two main utility companies STELCO and Fenaka, and other utility providers. As such, the government has spent MVR 5.1 billion on fuel subsidies during the period of 2017 to July 2023. As electricity is mainly generated using diesel, the estimated government expenditure as fuel subsidy on every MWh of electricity produced is MVR 1,485.0. Moreover, on average, the direct expenditure incurred by utility companies to produce electricity is estimated be MVR 2,950.0 per MWh while average price for electricity is MVR 1,700.0 per MWh for solar energy PPAs. Hence, it is likely that utility companies can save MVR 1,250.0 per MW by purchasing solar energy. Chart 3 shows potential savings to utility companies with the existing solar projects under different scenarios.

If Maldives is able to reach the target set out in its INDC of generating 15 percent of total electricity generated from renewable sources, the government is expected to save MVR 234.1 million on fuel subsidy expenditure and utility companies are expected to save MVR 197.1 million per annum. In addition, foreign currency outflow is estimated to be reduced by USD 20.9 million per year.

Chart 11: Expected benefit to government from renewable energy

Note: Target scenarios for share of renewable energy in electricity generation.

Source: Ministry of Finance

The importance of increasing the role of private investment in electricity generation.

One of the biggest challenges to the government in increasing investment in renewable energy is difficulty in allocation of adequate budget space for investments in renewable energy as the requirement of initial investments are relatively large. Therefore, it is important to increase the share of private sector investment in the renewable energy sector through a public-private partnership (PPP) policy. It is noteworthy that majority of the solar PV projects currently undertaken in the Maldives have been carried out on this basis. In an article published in February 2022 by the Agency on Support for Public Private Partnership, models such as build-own-transfer and build-own-operate-transfer are mainly used to generate electricity under PPP policy in the energy sector. According to these models, transactions are structured to attract independent power producers (IPP) to carry out the project, so that they can sell electricity generated from renewable energy at a pre-agreed rate to state-owned utility companies under a power purchasing agreement (PPA). Furthermore, payment guarantees by government can provide an investment security to IPPs. Projects on PPP will introduce latest technologies in the field to the country and provide an opportunity for renewable energy pilot projects to be implemented. Although foreign companies have participated in PPP projects in the country's energy sector so far, by increasing the share of domestic companies' involvement, it is likely that foreign currency risk will be reduced and human capital can be increased in this sector.

2

Approved Budget and GFS Tables



2.1 Public Fund Summary

In MVR

	2022 Actual	2023 Revised	2024 Approved	2025 Approved	2026 Approved
Total Receipts*	43,934,634,638	51,730,425,651	51,084,418,607	59,445,074,334	61,744,655,626
Consolidated Revenue Fund	27,618,030,681	30,883,732,658	31,802,910,786	38,713,201,352	41,186,204,260
Loans and Capital Works Fund	15,135,360,125	19,741,586,924	18,031,030,877	19,330,265,763	19,061,532,301
Trust Fund	1,181,243,832	1,105,106,069	1,250,476,944	1,401,607,219	1,496,919,065
Total Budget	42,828,320,054	49,350,071,800	49,855,823,653	58,059,449,547	60,264,141,769
Consolidated Revenue Fund	25,213,201,127	28,554,657,823	30,765,530,082	30,112,359,260	31,464,687,746
Loans and Capital Works Fund	11,689,098,207	14,568,792,298	11,497,124,041	19,915,614,493	21,116,427,877
Advance Fund	4,799,734,078	5,253,097,926	7,052,272,550	7,223,065,091	7,329,573,724
Trust Fund	1,126,286,642	973,523,753	540,896,980	808,410,703	353,452,422

*The total receipts include transfers to the sovereign development fund in addition to the proceeds needed to finance the national budget.

2.2 Budget Summary and Financing

In MVR

	2022 Actual	2023 Revised	2024 Approved	2025 Approved	2026 Approved
Revenue and Grants					
Revenues of Government offices	27,534,788,534	30,871,223,159	31,026,826,460	34,081,577,636	36,553,979,654
Trust Fund Revenues	1,178,161,825	1,105,106,069	1,249,476,944	1,400,557,219	1,495,816,565
Less: Subsidiary Loan Repayment	(166,402,728)	(32,401,460)	(5,331,503)	(49,866,987)	(39,866,986)
Total Revenue	28,546,547,631	31,943,927,768	32,270,971,901	35,432,267,868	38,009,929,233
Cash Grants	101,035,219	17,285,133	780,400,000	780,900,000	781,400,000
Project Grants	386,886,255	494,934,027	495,650,028	335,705,213	236,496,676
Total Grants	487,921,474	512,219,160	1,276,050,028	1,116,605,213	1,017,896,676
Total Revenue and Grants	29,034,469,105	32,456,146,928	33,547,021,929	36,548,873,081	39,027,825,909
Expenditure					
Regular Budget	38,253,693,809	42,292,801,014	44,099,904,996	51,971,009,943	54,624,136,664
Trust Fund Expenditure	1,126,286,642	973,523,753	540,896,980	808,410,703	353,452,422
Cash Grant Expenditure	94,122,693	21,166,839	20,691,131	12,784,735	13,888,765
Project Grant Expenditure	399,857,337	494,934,027	495,650,028	335,705,213	236,496,676
Loan Expenditure	2,921,497,506	5,530,750,079	4,654,580,613	4,879,567,943	4,981,543,105
Political Party Contribution (0.1%)	32,862,067	36,896,088	44,099,905	51,971,010	54,624,137
Total Budget	42,828,320,054	49,350,071,800	49,855,823,653	58,059,449,547	60,264,141,769
Less: Loan Repayment (Domestic)	(330,369,157)	(467,674,128)	(233,840,000)	(1,082,110,000)	(280,330,000)
Loan Repayment (Foreign)	(2,362,718,678)	(1,691,548,000)	(1,968,591,000)	(7,147,972,000)	(9,531,875,000)
Royalties to international financial institut	(27,412,843)	(32,739,527)	(30,692,484)	(25,380,943)	(22,248,299)
Long Term Investments	(47,900,000)	(75,000,000)	-	-	-
Total Expenditure	40,059,919,376	47,083,110,145	47,622,700,169	49,803,986,604	50,429,688,470
Budget Balance					
Total Revenue and Grants	29,034,469,105	32,456,146,928	33,547,021,929	36,548,873,081	39,027,825,909
Less: Total Expenditure	(40,059,919,376)	(47,083,110,145)	(47,622,700,169)	(49,803,986,604)	(50,429,688,470)
Overall Balance (Deficit) / Surplus	(11,025,450,271)	(14,626,963,217)	(14,075,678,240)	(13,255,113,523)	(11,401,862,561)
Primary Balance (Deficit) / Surplus	(7,573,028,024)	(9,825,000,651)	(8,831,644,136)	(7,320,149,861)	(4,806,656,507)
Overall Balance (Deficit) / surplus	(11,025,450,271)	(14,626,963,217)	(14,075,678,240)	(13,255,113,523)	(11,401,862,561)
Interest payments	3,452,422,247	4,801,962,566	5,244,034,104	5,934,963,662	6,595,206,054

	2022 Actual	2023 Revised	2024 Approved	2025 Approved	2026 Approved
Financing					
Foreign Financing	2,546,159,677	8,465,202,079	10,395,989,613	4,670,595,943	3,159,668,105
Loan	2,951,585,910	5,530,750,079	4,654,580,613	4,879,567,943	4,981,543,105
Budget Support Loan	1,957,292,445	4,626,000,000	6,939,000,000	3,084,000,000	1,542,000,000
Sukuk / Bond Issued to foreign parties	-	-	-	3,084,000,000	6,168,000,000
Green / Blue Bond	-	-	771,000,000	771,000,000	-
Less: Loan Repayment (Foreign)	(2,362,718,678)	(1,691,548,000)	(1,968,591,000)	(7,147,972,000)	(9,531,875,000)
Domestic Financing	8,479,290,594	6,161,761,138	3,679,688,627	8,584,517,580	8,242,194,456
Domestic Securities	9,326,770,844	9,083,127,184	5,162,484,562	7,167,516,323	6,124,907,126
Transfer from Sovereign Development Fund	-	-	-	3,855,000,000	3,855,000,000
Receipts from Subsidiary Loan Repayment	166,402,728	32,401,460	5,331,503	49,866,987	39,866,986
Receipts from lending repayments	498,113,606	2,000,000	5,000,000	5,250,000	5,512,500
Less: Loan Repayment (Domestic)	(330,369,157)	(467,674,128)	(233,840,000)	(1,082,110,000)	(280,330,000)
Transfer to Sovereign Development Fund	(1,106,314,584)	(2,380,353,851)	(1,228,594,954)	(1,385,624,787)	(1,480,513,857)
Royalties to International Financial Institution	(27,412,843)	(32,739,527)	(30,692,484)	(25,380,943)	(22,248,299)
Long Term Investments	(47,900,000)	(75,000,000)	-	-	-
Total Financing	11,025,450,271	14,626,963,217	14,075,678,240	13,255,113,523	11,401,862,561
Memorandum Items					
Nominal GDP	94,945,304,410	106,375,372,000	114,643,116,472	127,610,255,218	138,351,048,731
Real GDP	92,678,847,439	100,750,781,201	106,305,535,097	115,497,755,553	122,330,898,967
Total Debt	106,959,382,391	119,969,507,315	131,052,826,560	138,003,043,000	148,053,443,000
External Debt	33,100,700,000	41,262,901,315	51,667,790,560	53,278,700,000	57,987,000,000
Domestic Debt	58,398,882,391	63,409,106,000	66,157,936,000	72,724,943,000	79,966,843,000
Publicly Guaranteed Debt	15,459,800,000	15,297,500,000	13,227,100,000	11,999,400,000	10,099,600,000
As a percentage of Nominal GDP					
Total Revenue and Grants	30.6%	30.5%	29.3%	28.6%	28.2%
Total Expenditure	42.2%	44.3%	41.5%	39.0%	36.5%
Overall Balance (Deficit) / Surplus	-11.6%	-13.8%	-12.3%	-10.4%	-8.2%
Primary Balance (Deficit) / Surplus	-8.0%	-9.2%	-7.7%	-5.7%	-3.5%
Total Debt	112.7%	112.8%	114.3%	108.1%	107.0%
Foreign Debt	34.9%	38.8%	45.1%	41.8%	41.9%
Domestic Debt	61.5%	59.6%	57.7%	57.0%	57.8%
Publicly Guaranteed Debt	16.3%	14.4%	11.5%	9.4%	7.3%

2.3 Budget Summary – GFS 2014

In MVR

	2022 Actual	2023 Revised	2024 Approved	2025 Approved	2026 Approved
Revenue					
Taxes	18,562,415,883	22,867,048,915	24,417,064,470	26,935,954,216	28,976,997,275
Grants	1,041,692,326	505,142,469	1,270,000,028	1,110,055,213	1,010,846,676
Other revenue	9,412,567,824	9,079,179,910	7,855,641,757	8,498,587,368	9,035,806,564
Total Revenue	29,016,676,033	32,451,371,294	33,542,706,255	36,544,596,797	39,023,650,515
Expense					
Compensation of employees	10,019,676,957	10,673,389,474	13,009,243,844	13,553,005,376	14,071,223,532
Use of goods and services	4,219,635,075	4,670,512,219	5,873,930,262	5,732,495,444	5,773,606,318
Interest	3,452,422,247	4,801,962,566	5,244,034,104	5,934,963,662	6,595,206,054
Subsidies	3,717,950,613	4,162,282,461	2,828,265,307	803,418,531	759,020,716
Grants	1,652,053,416	1,843,656,044	2,225,190,683	2,389,098,321	2,487,184,371
Social benefits	4,258,834,456	4,871,321,610	4,766,245,076	5,094,542,038	5,402,234,955
Other expense	860,363,172	1,381,864,215	1,908,404,680	2,709,023,534	2,728,408,204
Total Expense	28,180,935,936	32,404,988,589	35,855,313,956	36,216,546,906	37,816,884,150
Net operating balance	835,740,097	46,382,705	(2,312,607,701)	328,049,891	1,206,766,365
Transactions in Nonfinancial Assets					
Fixed Assets	8,508,748,118	10,460,917,437	8,703,921,157	11,362,396,951	10,204,926,838
Nonproduces assets	770,663,038	1,726,988,307	767,325,506	794,820,654	1,121,916,261
Net investment in financial assets	9,279,411,156	12,187,905,744	9,471,246,663	12,157,217,605	11,326,843,099
Expenditure	37,460,347,092	44,592,894,333	45,326,560,619	48,373,764,511	49,143,727,249
Net Lending / (Net Borrowing)					
Net Lending / (Net Borrowing)	(8,443,671,059)	(12,141,523,039)	(11,783,854,364)	(11,829,167,714)	(10,120,076,734)
Transaction in Financial Assets and Liabilities (Financing)					
Domestic	3,071,477,462	4,906,392,569	3,510,087,327	(1,098,546,391)	(1,138,079,802)
External	27,412,843	32,739,527	30,692,484	25,380,943	22,248,299
Net acquisition of financial assets	3,098,890,305	4,939,132,096	3,540,779,811	(1,073,165,448)	(1,115,831,503)
Domestic	4,121,916,735	3,663,453,056	4,928,644,562	6,085,406,323	5,844,577,126
External	7,420,644,629	13,417,202,079	10,395,989,613	4,670,595,943	3,159,668,105
Net incurrence of liabilities	11,542,561,364	17,080,655,135	15,324,634,175	10,756,002,266	9,004,245,231

*The table above provides a summary of the government budget, prepared in accordance with the IMF's Government Finance Statistics Manual 2014 (GFSM 2014)

2.4 Approved Budget 2024

In MVR

	2024 Approved
Total Budget	49,855,823,653
Total Domestic Budget of Offices	43,120,469,058
S01 Presidents Office	204,600,000
S02 People's Majlis	197,237,420
S04 Department of Judicial Administration	585,856,037
S03 Judicial Service Commission	18,300,000
S05 Elections Commission	93,600,000
S06 Civil Service Commission	32,800,000
S07 Human Rights Commission	31,800,000
S08 Anti-Corruption Commission	48,600,000
S09 Auditor Generals Office	112,279,129
S10 Prosecutor Generals Office	72,680,183
S12 Employment Tribunal	14,222,353
S13 Maldives Media Council	5,229,460
S11 Maldives Inland Revenue Authority	121,600,000
S15 Tax Appeal Tribunal	14,634,690
S14 Maldives Broadcasting Commission	10,561,070
S16 Local Government Authority	93,006,675
S17 Information Commissioners Office	7,447,520
S18 National Integrity Commission	15,025,000
S44 Family Protection Authority	13,100,000
S57 Children's Ombudsperson's Office	9,800,000
S35 Attorney Generals Office	44,100,000
S56 Maldives International Arbitration Centre	6,400,000
S20 Ministry of Finance	78,372,462
S37 Special Budget	13,556,990,965
S38 Pension Budget	1,719,000,000
S21 Ministry of Defense	18,926,506
S55 Aviation Security Command	158,941,704
S45 Maldives National Defense Force	1,676,412,506
S47 Maldives Immigration	173,630,113
S53 National Disaster Management Authority	14,270,441
S22 Ministry of Homeland Security & Technology	212,819,710

	2024 Approved
S39 Maldives Police Services	2,151,937,787
S46 Maldives Correctional Services	406,472,153
S40 Maldives Customs Services	247,296,730
S23 Ministry of Education	3,986,197,458
S48 Ministry of Higher Education, Labour & Skills Development	984,415,729
S69 Labor Relations Authority	21,369,937
S24 Maldives Islamic University	75,556,110
S25 Maldives National University	229,171,737
S26 Ministry of Foreign Affairs	407,200,000
S27 Ministry of Health	2,024,148,296
S65 National Drug Agency	117,094,487
S42 Indira Gandhi Memorial Hospital	1,538,452,053
S62 Hulhumale Hospital	425,991,933
S58 Kulhudhuffushi Regional Hospital	290,318,952
S63 Ungoofaaru Regional Hospital	205,476,797
S61 Gan Regional Hospital	185,140,514
S64 Abdul Samad Memorial Hospital	215,261,352
S59 Addu Equatorial Hospital	286,136,625
S28 Ministry of Economic Development & Trade	185,030,086
S50 Ministry of Transport & Civil Aviation	41,700,000
S29 Ministry of Tourism	27,400,000
S30 Ministry of Sports, Fitness & Recreation	413,165,228
S67 Ministry of Youth Empowerment, Information & Arts	84,922,593
S52 Ministry of Dhivehi Language, Culture & Heritage	101,617,784
S31 Ministry of Construction & Infrastructure	2,107,738,060
S49 Ministry of Housing, Land & Urban Development	450,539,201
S32 Ministry of Fisheries & Ocean Resources	79,020,910
S66 Ministry of Agriculture & Animal Welfare	24,871,538
S33 Ministry of Islamic Affairs	256,141,482
S34 Ministry of Climate Change, Environment & Energy	161,409,765
S36 Ministry of Social & Family Development	248,343,568
S41 National Social Protection Agency	3,478,550,885
S68 Ministry of Cities, Local Government & Public Works	87,882,001
S43 Councils	2,212,253,363

3

Government Receipts



3.1 Total Revenue and Grants

In MVR

		2022	2023	2024	2025	2026
		Actual	Revised	Approved	Approved	Approved
	Tax Revenue	19,528,459,754	24,003,329,657	25,618,377,974	28,306,886,165	30,441,851,488
	Non-Tax Revenue	8,612,926,681	7,975,300,628	6,659,659,756	7,177,522,406	7,610,819,337
	Proceeds from Sale of Assets	17,793,072	4,775,634	4,315,674	4,276,284	4,175,394
	Grants	1,041,692,326	505,142,469	1,270,000,028	1,110,055,213	1,010,846,676
	Less: Subsidiary Loan Repayment	(166,402,728)	(32,401,460)	(5,331,503)	(49,866,987)	(39,866,986)
Total Revenue and Grants		29,034,469,105	32,456,146,928	33,547,021,929	36,548,873,081	39,027,825,909
Tax Revenue		19,528,459,754	24,003,329,657	25,618,377,974	28,306,886,165	30,441,851,488
111	Import Duties	3,497,233,747	3,511,036,965	4,022,691,453	4,306,300,296	4,522,583,052
112	Export Duties	-	47,720	-	-	-
113	Business and Property Tax	4,310,973,522	5,221,237,766	5,508,607,816	5,778,116,016	6,131,364,845
114	Goods and Services Tax	9,781,200,065	13,137,558,102	13,802,586,123	15,627,337,683	17,008,807,198
118	Royalties	135,484,995	167,129,445	172,718,550	185,307,162	184,340,356
119	Other Taxes and Duties	1,803,567,425	1,966,319,659	2,111,774,032	2,409,825,008	2,594,756,037
Non-Tax Revenue		8,612,926,681	7,975,300,628	6,659,659,756	7,177,522,406	7,610,819,337
121	Fees and Charges	3,572,088,786	2,320,647,811	2,045,236,380	2,279,683,934	2,440,616,342
123	Registration and Licence Fees	790,416,949	817,503,241	845,491,302	885,872,868	928,592,617
124	Proceeds from Sales	55,675,805	41,322,196	43,218,465	45,301,317	47,471,607
125	Property Income	2,213,539,094	2,039,194,668	2,178,746,627	2,239,869,461	2,302,941,156
126	Fines and Penalties	253,814,324	131,648,765	130,353,713	129,377,117	128,717,372
127	Interest, Profit and Dividends	1,343,785,412	1,244,000,528	1,295,959,675	1,422,387,626	1,591,973,252
129	Miscellaneous Non-Tax Revenues	373,469,321	1,369,670,137	120,653,594	175,030,083	170,506,991
181	Gains	10,136,990	11,313,282	-	-	-
Proceeds from Sale of Assets		17,793,072	4,775,634	4,315,674	4,276,284	4,175,394
131	Proceeds from Sale of Assets	17,793,072	4,775,634	4,315,674	4,276,284	4,175,394
Grants		1,041,692,326	505,142,469	1,270,000,028	1,110,055,213	1,010,846,676
141	Cash Grants	602,708,767	9,108,933	774,350,000	774,350,000	774,350,000
142	In-Kind Grants	70,456,941	-	-	-	-
143	Capital Project Grants	367,816,468	496,033,536	495,650,028	335,705,213	236,496,676
144	Other Grants	710,150	-	-	-	-
111	Import Duties	3,497,233,747	3,511,036,965	4,022,691,453	4,306,300,296	4,522,583,052
111001	Import Duty – Private Parties	3,494,604,059	3,510,140,536	4,021,559,686	4,304,956,692	4,521,498,322
111002	Import Duty – Government Agencies	2,629,688	896,429	1,131,767	1,343,604	1,084,730
112	Export Duties	-	47,720	-	-	-
112001	Export Duty – Private Parties	-	47,720	-	-	-
113	Business and Property Tax	4,310,973,522	5,221,237,766	5,508,607,816	5,778,116,016	6,131,364,845
113003	Business Profit Tax	2,147,900,148	2,807,064,579	3,029,663,972	3,224,765,818	3,501,797,864
113004	Ownership Transfer Tax	3,675,859	1,778,650	1,382,400	844,800	691,200
113005	Bank Profit Tax	901,259,957	967,668,298	993,130,607	1,043,734,553	1,081,240,136
113006	Withholding Tax	942,252,901	1,082,466,469	1,089,405,890	1,099,189,054	1,116,183,421

		2022	2023	2024	2025	2026
		Actual	Revised	Approved	Approved	Approved
113007	Individual Income Tax	315,884,657	362,259,770	395,024,947	409,581,791	431,452,224
114	Goods and Services Tax	9,781,200,065	13,137,558,102	13,802,586,123	15,627,337,683	17,008,807,198
114001	Tourism Goods and Services Tax	6,597,108,183	8,685,297,508	9,068,395,404	10,294,736,124	11,210,460,655
114002	General Goods and Services Tax	3,184,091,882	4,452,260,594	4,734,190,719	5,332,601,559	5,798,346,543
118	Royalties	135,484,995	167,129,445	172,718,550	185,307,162	184,340,356
118001	Duty-Free Shop Royalty	54,901,609	68,503,429	73,106,274	84,698,763	82,725,873
118008	Re-Export Royalty	80,583,386	98,626,016	99,612,276	100,608,399	101,614,483
119	Other Taxes and Duties	1,803,567,425	1,966,319,659	2,111,774,032	2,409,825,008	2,594,756,037
119001	Sale of Revenue Stamps	40	-	-	-	-
119002	Green Tax	972,994,664	997,168,362	1,083,179,078	1,224,200,221	1,314,242,180
119004	Airport Service Charges	830,558,836	969,151,297	1,028,594,954	1,185,624,787	1,280,513,857
119005	Remittance Tax	13,885	-	-	-	-
121	Fees and Charges	3,572,088,786	2,320,647,811	2,045,236,380	2,279,683,934	2,440,616,342
121001	Company Annual Fee	19,461,520	18,837,442	16,040,000	16,838,000	17,638,000
121002	Restaurant, Cafe, Canteen Fee	50,575	3,254	-	-	-
121003	Non-Fisheries Vessel Fee	7,823,209	4,476,523	-	-	-
121004	Certificate Fee	14,091,064	10,667,496	10,774,170	10,881,912	10,990,731
121005	Charges for Providing Seal	766,000	585,656	591,513	597,428	603,402
121006	Survey Fee	1,699,661	1,345,367	1,479,904	1,627,894	1,790,683
121010	Bonded Warehouse Fee	6,169,964	6,365,435	6,429,089	6,493,380	6,558,314
121011	Release of Staff	6,151,302	6,174,616	6,359,854	6,550,650	6,747,169
121012	Form Printing Fee	2,744	427	470	517	568
121017	Sponsorship of Programmes	1,119,092	147,200	50,000	50,000	50,000
121018	Hire of Sound System	181,000	101,300	106,365	111,683	117,267
121019	Approval of Movies and TV Serials	113,534	94,506	95,451	96,406	97,370
121020	Approval of Songs In Local Films	100	-	-	-	-
121021	Driving Test Fee	2,731,795	2,632,006	2,684,646	2,738,339	2,793,106
121022	Seaman Watchkeeping Stamp	137,794	85,668	86,524	87,390	88,263
121023	Seaman Agency Change Fee	1,200	300	-	-	-
121024	Ship, Boat Numbers	716,400	612,571	643,200	675,360	709,128
121030	Disposal of Waste	200	1,000	-	-	-
121032	Dividing Housing Plots	375	-	-	-	-
121035	Providing Seal on Measuring Instruments	21,450	22,889	24,034	25,235	26,497
121036	Music and Cable TV at Exhibitions	518,206	759,653	774,846	790,343	806,150
121037	Passport Cancellation Fee	216,000	182,594	180,768	178,961	177,171
121039	Conducting Marriage Outside The Court	2,847,784	1,968,559	1,929,188	1,890,604	1,852,792
121040	Court Fee	456,189	422,665	426,892	431,161	435,473
121041	Photocopy Charges	254,800	203,119	213,275	223,939	235,137
121042	Telephone Call, Telex, Telefax Charges	51,882	41,874	42,711	43,565	44,437
121043	Sale of Tender Documents	2,056,312	1,284,523	1,297,368	1,310,343	1,323,445

		2022	2023	2024	2025	2026
		Actual	Revised	Approved	Approved	Approved
121046	School Fee	793,089	503,652	508,688	513,776	518,914
121048	Course Fee and Examination Fee	16,892,891	16,623,502	16,789,738	16,957,635	17,127,214
121049	Examination Paper Re-evaluation Fee	951,445	600,581	415,484	436,259	458,071
121050	Charges for Testing Quality of Bricks	-	2,215	-	-	-
121051	Approval of Advertisement	1,500	50	-	-	-
121052	Approval of Books	10,140	-	-	-	-
121053	Political Candidates' Deposit	111,000	863,000	2,175,000	5,250,000	-
121054	Use of Male' T-Jetty	3,426	-	-	-	-
121055	Flat Maintenance	497,013	358,020	362,392	362,392	362,392
121056	Consultation Fee	9,795,068	8,877,335	9,143,656	9,417,964	9,700,502
121057	Medical Check-Up Fee	5,648,467	5,197,504	5,353,428	5,514,034	5,679,453
121058	Ambulance Fee	8,665,492	14,123,398	14,263,972	14,406,613	14,550,679
121059	Hospital Ward Fee	8,159,450	7,849,422	8,006,409	8,166,541	8,329,870
121060	X-Ray Fee	1,816,950	1,742,437	1,777,287	1,812,832	1,849,089
121061	Charges for Dental Services	1,149,779	863,830	872,466	881,190	890,004
121062	E.C.G. Fee	266,411	335,373	345,434	355,796	366,473
121063	Operation and Surgery Fee	1,432,201	1,265,841	1,278,501	1,291,286	1,304,196
121064	Charges for Laboratory Tests	17,179,928	16,140,585	16,301,988	16,465,008	16,629,658
121065	Health Record Issuance	3,200	46,434	-	-	-
121066	Dressing and Injection Charges	4,017,782	3,607,471	3,715,695	3,827,167	3,941,982
121067	Scan Fee	817,598	677,837	691,393	705,222	719,328
121068	Physiotherapy Fee	100,875	67,975	70,692	73,520	76,460
121069	Labour Fee	12,848	5,153	8,162	8,903	7,998
121070	Endoscopy Charges	7,900	13,430	3,000	3,000	3,000
121071	Refraction	190	190	-	-	-
121072	C.T. Scan Fee	611,320	367,046	374,386	381,875	389,512
121073	ID Card Issuance	8,852,732	8,794,635	8,922,679	9,190,359	9,466,070
121074	Sale of Ticket	802,979	797,828	821,762	846,414	871,807
121075	Sale of Pass	5,752,322	5,628,883	4,817,186	4,917,546	5,010,249
121076	Residential Permit	12,191,400	8,010,090	-	-	-
121077	Permission for air travel within Maldives	5,693,818	3,583,692	3,387,832	3,421,711	3,455,928
121079	Import Trade Fee	1,000	-	-	-	-
121081	Electricity Charges Received	863,024	551,364	556,878	562,446	568,071
121082	Local Transport Surcharge	5,888	-	-	-	-
121084	Dry Dock Charges	4,440	2,240	-	-	-
121085	Co-operative Society Annual Fee	328,476	109,596	5,000	5,000	5,000
121086	Co-operative Society Registration Fee	800	600	600	600	600
121088	Trade Registry Fee	2,384,650	2,260,261	2,223,408	2,245,642	2,268,098
121089	Foreign Investment Administration Annual Fee	8,149,300	8,602,518	9,600,000	10,368,000	10,982,400
121090	Processing charge	6,518,779	5,345,854	5,399,313	5,453,306	5,507,839
121091	Import Vessel Fee	1,708,050	339,851	343,249	346,682	350,149
121092	Lease period extension	1,956,325,000	400,175,688	-	-	-

		2022	2023	2024	2025	2026
		Actual	Revised	Approved	Approved	Approved
121094	Airport development fee	849,314,524	988,166,646	1,028,594,954	1,185,624,787	1,280,513,857
121095	Corporate social responsibility fee	8,036,535	688,815	-	-	-
121096	Tourism Administration fee	16,862,000	-	-	-	-
121098	Dermatology Service	86,176	59,499	60,094	60,695	61,301
121099	Cardiac Service	1,519,119	2,499,646	2,524,643	2,549,889	2,575,388
121100	Admission Fee	15,635	14,618	15,349	16,116	16,922
121101	Light Dues	3,149,161	2,721,421	2,748,635	2,776,121	2,803,882
121105	Expatriate Quota Fee	-	181,354,520	210,607,286	234,445,542	254,175,866
121106	Revenue Fee	512,368,876	514,375,074	581,637,240	631,134,786	679,721,989
121107	Plastic Bag Fee	-	10,769,821	10,928,946	7,103,815	5,327,861
121995	Refund of Fees and Charges	-	106,023	-	-	-
121999	Other Fees and Charges	24,567,987	38,539,704	39,353,287	40,140,354	40,943,167
123	Registration and Licence Fees	790,416,949	817,503,241	845,491,302	885,872,868	928,592,617
123001	Company Registration Fee	3,451,009	4,567,871	3,654,887	3,835,554	4,016,221
123002	Partnership Registration Fee	424,100	332,000	200,000	200,000	200,000
123004	Guest House Registration Fee	466,000	500	-	-	-
123005	Training Centre Registration Fee	58,171	61,500	35,000	35,000	35,000
123006	Foreign Trading Approval Fee	-	7,500	-	-	-
123007	Dive School Registration Fee	92,000	5,000	-	-	-
123008	Club, Association Registration Fee	11,100	9,800	6,000	6,000	6,000
123009	Clinic Registration Fee	630,187	372,000	100,000	100,000	100,000
123012	Work Permit Fee	486,093,150	519,019,574	552,760,107	589,162,984	627,963,230
123013	Driving Licence Issuance	6,752,320	6,575,829	6,904,620	7,249,851	7,612,344
123014	Motor Vehicle Licence Fee	19,726,729	8,560,954	-	-	-
123016	Telecom License Fees	207,609,787	209,721,694	214,865,641	217,014,298	219,184,441
123017	Registration Fee	2,909,525	2,070,779	2,112,195	2,154,338	2,193,813
123018	Cancellation of Registration	121,130	74,761	75,509	76,264	77,027
123019	Bank Mortgage Registration Fee	589,400	550,000	520,000	520,000	520,000
123020	Marriage Registration	588,325	530,350	550,000	550,000	550,000
123025	Vessels Anchored In Male' Lagoon	1,919,385	1,360,225	1,373,827	1,387,566	1,401,441
123026	Port Fee	3,714,095	3,688,914	3,873,360	4,067,028	4,270,380
123027	Seaman Agreement Registration	27,875	26,453	26,717	26,985	27,254
123030	Copyright Registration fee	24,000	14,000	14,000	14,000	14,000
123031	Inwar & Outward clearance fee	2,137,900	2,364,718	2,601,190	2,861,309	3,147,440
123032	Loading & Unloading fee	33,538,901	38,595,085	38,981,035	39,370,846	39,764,554
123033	Dewatering permit fee	5,650,000	4,983,300	5,033,133	5,083,464	5,134,299
123034	Sole Traders Registration fee	2,823,900	3,145,652	2,725,431	2,963,645	2,887,206
123035	Employment Agency Registration fee	150,000	158,750	160,338	161,941	163,560
123036	Online Business and Activity Registration Fee	2,981,000	2,109,500	287,022	315,724	347,296
123999	Other Registration & Licence Fees	7,926,960	8,596,532	8,631,290	8,716,071	8,977,111

		2022	2023	2024	2025	2026
		Actual	Revised	Approved	Approved	Approved
124	Proceeds from Sales	55,675,805	41,322,196	43,218,465	45,301,317	47,471,607
124001	Sale of Books, News Papers, Magezines Etc	325,725	611,959	506,051	516,171	526,495
124002	Sale of Gazette, Law, Regulation	12,240	5,542	5,598	5,654	5,710
124003	Sale of Calendar,Souvenir Etc	129,905	88,981	90,760	92,575	94,427
124004	Sale of Official Forms	129,908	130,711	137,246	144,107	151,314
124006	Sale of C.D.C	10,400	8,000	8,000	8,000	8,000
124007	Sale of Passport and E.C.	53,558,900	38,614,837	40,545,579	42,572,858	44,701,501
124010	Sale of Water	60,421	61,214	88,260	88,241	72,977
124999	Other Sales	1,448,306	1,800,952	1,836,971	1,873,711	1,911,183
125	Property Income	2,213,539,094	2,039,194,668	2,178,746,627	2,239,869,461	2,302,941,156
125001	Rent from Goifaalabba, Hinna	4,913,763	1,832,750	3,862,993	3,862,993	3,862,993
125002	Rent from Government Buildings	47,786,279	46,590,519	47,056,422	47,526,988	48,002,256
125003	Rent from Resorts	1,893,636,345	1,839,734,658	2,023,708,124	2,084,419,368	2,146,951,949
125004	Rent from Land for Commercial Purposes	91,421,363	88,168,395	87,545,174	87,545,174	87,545,174
125005	Rent from Land for Industry	234,515	275,301	276,679	276,679	276,679
125008	Rent from Islands for Long Term Agriculture	14,512,448	15,355,596	14,906,465	14,906,465	14,906,465
125009	Rent from Floating Jetty	12,000	-	-	-	-
125012	Land acquisition and conversion fee	158,906,186	44,605,482	-	-	-
125999	Other Rent and Property Income	2,116,195	2,631,967	1,390,770	1,331,794	1,395,640
126	Fines and Penalties	253,814,324	131,648,765	130,353,713	129,377,117	128,717,372
126001	Fine-Breach of Law	159,541,863	51,442,810	48,872,228	46,428,616	44,107,184
126002	Fine-Breach of Regulation	26,183,119	30,023,914	31,525,109	33,101,365	34,756,432
126003	Fine-Breach of Agreement	15,961,456	11,635,749	11,053,963	10,501,265	9,976,201
126004	Late fine deducted from Salaries	14,333,309	13,967,871	13,269,489	12,606,015	11,975,715
126005	Dharanyaai Qazziyya joorimanaa	331,483	331,447	334,762	338,109	341,490
126006	Traffic Violation Charges	30,517,504	20,957,971	22,005,869	23,106,163	24,261,471
126999	Other Fine or Penalty	6,945,590	3,289,003	3,292,293	3,295,584	3,298,879
127	Interest, Profit and Dividends	1,343,785,412	1,244,000,528	1,295,959,675	1,422,387,626	1,591,973,252
127001	Subsidiary Loan Interest received	249,295,383	310,495,897	243,370,870	243,158,661	243,103,766
127003	Transfers by MMA	-	77,649,885	66,000,000	66,000,000	66,000,000
127007	Div. - Maldives Ports Ltd.	-	10,000,000	10,000,000	60,000,000	60,000,000
127008	Div. - Maldives Airports Company Ltd	-	194,300,000	293,208,708	350,000,000	500,000,000
127010	Div. - Dhivehiraajjeyge Gulhun Pvt. Ltd.	-	197,716,234	207,602,045	217,982,147	228,881,255
127011	Div. - State Trading Organisation Plc.	-	1,200,000	-	-	-
127018	Div. - Bank of Maldives Plc.	-	92,129,920	109,400,000	115,000,000	120,000,000
127020	Div. - Housing Development Financing Corpora	-	21,085,056	21,085,056	22,139,309	23,246,274
127021	Div. - Maldives Water and Sewerage Company	-	51,425,938	120,000,000	120,000,000	120,000,000
127029	Dividend -SOEs & Public Enterprises	736,514,981	12,934,905	13,486,155	14,672,721	14,672,721
127030	Interest received from Investments	131,741,082	266,113,516	200,000,000	200,000,000	200,000,000
127999	Other Interest, Profit or Dividend Received	226,233,966	8,949,177	11,806,841	13,434,788	16,069,236

		2022	2023	2024	2025	2026
		Actual	Revised	Approved	Approved	Approved
129	Miscellaneous Non-Tax Revenues	373,469,321	1,369,670,137	120,653,594	175,030,083	170,506,991
129001	Cash Received for Which Purpose Is Unknown	490,664	3,513,151	-	-	-
129002	Reimbursement from Previous Year Budget	60,986,385	74,173,664	-	-	-
129003	Subscription, Membership Fee Etc	739,890	257,498	270,373	283,892	298,086
129004	Subsidiary Loan Repayment	166,402,728	32,401,460	5,331,503	49,866,987	39,866,986
129005	Compensation of Losses to Government Assets	426,411	372,306	-	-	-
129006	Recovery from unclaimed items	13,587	2,139	-	-	-
129008	Donations Received	43,881,915	19,758,469	17,436,137	22,750,219	23,477,534
129010	Transferred Balance	-	50,810	-	-	-
129013	Zakath al Mal	92,696,776	84,220,194	88,431,204	92,852,764	97,495,402
129014	Zakath al Fitr	7,830,965	9,093,443	9,184,377	9,276,221	9,368,983
129015	Cross subsidy income	-	1,145,581,160	-	-	-
129998	Revenue Clearing Account	-	245,843	-	-	-
181	Gains	10,136,990	11,313,282	-	-	-
181003	Gains on Exchange Rates	9,929,741	11,313,282	-	-	-
181005	Gain on Sale of Government Property	58,696	-	-	-	-
181999	Gains-Other	148,553	-	-	-	-
131	Proceeds from Sale of Assets	17,793,072	4,775,634	4,315,674	4,276,284	4,175,394
131001	Sale of items at auction	1,242,237	1,026,629	1,047,163	1,068,105	1,089,465
131002	Sale of Government Building	79,267	71,869	38,835	38,835	38,835
131003	Sale of Government Land	15,280,060	3,108,107	2,331,080	2,214,526	2,103,800
131004	Sale of Capital Assets	1,262,826	569,029	898,596	954,818	943,294
131998	Fixed Asset Sales Clearing	(71,318)	-	-	-	-
141	Cash Grants	602,708,767	9,108,933	774,350,000	774,350,000	774,350,000
141001	Cash Grants - Bilateral	582,728,879	5,423,526	771,100,000	771,100,000	771,100,000
141002	Cash Grants - Multilateral	13,852,437	3,256,460	2,850,000	2,850,000	2,850,000
141003	Cash Grants - Voluntary Organisation	6,127,451	428,947	400,000	400,000	400,000
142	In-Kind Grants	70,456,941	-	-	-	-
142001	In-Kind Grants - Bilateral	39,274,586	-	-	-	-
142002	In-Kind Grants - Multilateral	4,089,882	-	-	-	-
142003	In-Kind Grants - Voluntary Organisation	27,092,473	-	-	-	-
143	Capital Project Grants	367,816,468	496,033,536	495,650,028	335,705,213	236,496,676
143001	Capital Project Grant - Bilateral	17,443,369	82,183,862	217,451,996	143,811,345	45,714,400
143002	Capital Project Grant - Multilateral	350,373,099	413,849,674	278,198,032	191,893,868	190,782,276
144	Other Grants	710,150	-	-	-	-
144001	Other Grant - Bilateral	710,150	-	-	-	-

3.2 Total Revenue by Office

In MVR

		2022	2023	2024	2025	2026
		Actual	Revised	Approved	Approved	Approved
Total		27,534,788,534	30,871,223,159	31,026,826,460	34,081,577,636	36,553,979,654
S01	Presidents Office	1,026,091	402,448	240,094	228,089	216,685
1001	Presidents Office	941,607	347,110	208,836	198,394	188,474
1003	Official Residence of the President	73,874	44,710	27,881	26,487	25,163
1005	Official Residence of the Vice President	10,610	10,628	3,377	3,208	3,048
S02	People's Majlis	1,066,131	1,111,730	792,793	753,154	715,496
1242	People's Majlis	1,065,083	1,111,705	792,793	753,154	715,496
1544	Official Residence of the Speaker	1,048	25	-	-	-
S04	Department of Judicial Administration	13,190,419	8,716,477	15,282,069	16,159,907	17,063,230
1264	Department of Judicial Administration	1,155,876	305,089	272,562	269,545	266,689
1248	Supreme Court of the Maldives	232,668	95,020	38,632	39,967	41,400
1249	High Court	226,833	179,790	173,539	175,231	177,095
1252	Civil Court	189,517	202,288	173,186	173,351	175,465
1253	Criminal Court	188,011	232,600	406,138	414,882	423,955
1254	Family Court	5,195,643	3,646,264	6,618,318	6,853,170	7,290,530
1255	Juvenile Court	29,912	23,607	23,653	24,505	25,415
1486	Drug Court	51,437	34,331	3,344	3,264	3,193
1251	Magistrate Courts	5,920,522	3,997,488	7,572,697	8,205,992	8,659,488
S03	Judicial Service Commission	27,876	4,760	4,525	4,298	4,083
1247	Judicial Service Commission	27,876	4,760	4,525	4,298	4,083
S05	Elections Commission	321,072	1,386,474	3,240,240	6,869,462	1,772,913
1244	Elections Commission	321,072	1,386,474	3,240,240	6,869,462	1,772,913
S06	Civil Service Commission	29,671	32,248	14,775	14,546	14,330
1256	Civil Service Commission	29,671	32,248	14,775	14,546	14,330
S07	Human Rights Commission	326,656	128,320	74,991	71,241	67,679
1246	Human Rights Commission	326,656	128,320	74,991	71,241	67,679
S08	Anti-Corruption Commission	210,275	76,914	38,659	37,287	35,985
1245	Anti-Corruption Commission	210,275	76,914	38,659	37,287	35,985
S09	Auditor Generals Office	238,994	275,876	144,642	137,686	131,077
1243	Auditor General's Office	238,994	275,876	144,642	137,686	131,077
S10	Prosecutor Generals Office	147,577	68,563	65,285	62,161	59,196
1257	Prosecutor General's Office	147,577	68,563	65,285	62,161	59,196
S11	Maldives Inland Revenue Authority	20,693,474,915	23,285,435,448	24,438,640,003	26,973,038,259	29,012,151,468
1009	Maldives Inland revenue Authority	20,693,474,915	23,285,435,448	24,438,640,003	26,973,038,259	29,012,151,468
S12	Employment Tribunal	93,056	18,915	19,036	19,046	19,074
1222	Employment Tribunal	93,056	18,915	19,036	19,046	19,074
S13	Maldives Media Council	69,196	2,243	1,854	1,891	1,929
1270	Maldives Media Council	69,196	2,243	1,854	1,891	1,929

		2022	2023	2024	2025	2026
		Actual	Revised	Approved	Approved	Approved
S14	Maldives Broadcasting Commission	1,190,025	1,777,052	1,820,895	1,854,414	1,896,624
1478	Maldives Broadcasting Commission	1,190,025	1,777,052	1,820,895	1,854,414	1,896,624
S15	Tax Appeal Tribunal	186,415	51,595	52,875	54,975	57,302
1275	Tax Appeal Tribunal	186,415	51,595	52,875	54,975	57,302
S16	Local Government Authority	491,687	31,262	37,467	45,594	44,351
1276	Local Government Authority	491,687	31,262	37,467	45,594	44,351
S17	Information Commissioners Office	10,720	4,246	4,036	3,834	3,643
1512	Information Commissioner's Office	10,720	4,246	4,036	3,834	3,643
S18	National Integrity Commission	5,406	626	-	-	-
1515	National Integrity Commission	5,406	626	-	-	-
S44	Family Protection Authority	3,552	1,474	1,401	1,331	1,265
1505	Family Protection Authority	3,552	1,474	1,401	1,331	1,265
S60	Office of Ombudsperson for Transitional Justice	72,452	30,181	28,691	27,256	25,893
1542	Office of Ombudsperson for Transitional Justice	72,452	30,181	28,691	27,256	25,893
S57	Children's Ombudsperson's Office	10,580	18,400	9,253	8,790	8,351
1540	Children's Ombudsperson's Office	10,580	18,400	9,253	8,790	8,351
S35	Attorney Generals Office	369,480	588,780	335,605	331,414	327,681
1144	Attorney General's Office	369,480	588,780	335,605	331,414	327,681
S56	Maldives International Arbitration Centre	36,648	38,641	90,149	91,735	93,363
1535	Maldives International Arbitration Centre	36,648	38,641	90,149	91,735	93,363
S20	Ministry of Finance	739,444,512	659,202,887	842,086,799	967,445,314	1,134,376,204
1272	Ministry of Finance	739,444,512	659,202,887	842,086,799	967,445,314	1,134,376,204
S37	Special Budget	1,341,636,359	1,828,871,877	460,440,315	505,816,006	498,524,788
1265	Special Budget	1,341,636,359	1,828,871,877	460,440,315	505,816,006	498,524,788
S38	Pension Budget	4,451,054	2,246,039	-	-	-
1007	Pension Budget	4,451,054	2,246,039	-	-	-
S21	Ministry of Defense	3,870,349	1,406,245	5,756,090	5,837,627	5,921,815
1012	Ministry of Defence	3,743,686	1,350,013	5,668,846	5,748,638	5,831,046
1522	National Counterterrorism Centre	8	84	-	-	-
1546	Maldives Hydrographic Service	126,655	56,148	87,244	88,989	90,769
S55	Aviation Security Command	212,467	176,330	166,819	158,478	150,554
1498	Aviation Security Command	212,467	176,330	166,819	158,478	150,554
S45	Maldives National Defense Force	10,397,151	18,700,577	10,136,432	10,270,528	10,342,652
1013	Maldives National Defense Force	10,397,151	18,700,577	10,136,432	10,270,528	10,342,652
S47	Maldives Immigration	67,457,529	47,629,195	48,472,931	50,870,198	53,535,107
1029	Maldives Immigration	67,457,529	47,629,195	48,472,931	50,870,198	53,535,107
S53	National Disaster Management Authority	1,221,207	11,781	10,866	10,323	9,807
1014	National Disaster Management Authority	1,221,207	11,781	10,866	10,323	9,807
S22	Ministry of Homeland Security & Technology	557,024	53,457	47,282	44,919	42,753
1016	Ministry of Homeland Security & Technology	553,086	46,573	42,829	40,688	38,734
1057	Department of Juvenile Justice	3,938	6,884	4,453	4,231	4,019

		2022	2023	2024	2025	2026
		Actual	Revised	Approved	Approved	Approved
S39	Maldives Police Services	2,739,803	797,930	2,517,264	2,413,590	2,373,115
1027	Maldives Police Service	2,739,803	797,930	2,517,264	2,413,590	2,373,115
S46	Maldives Correctional Services	280,745	833,252	1,876,757	1,901,086	1,926,562
1025	Maldives Correctional Service	280,745	833,252	1,876,757	1,901,086	1,926,562
S40	Maldives Customs Services	4,155,120,809	4,180,608,908	4,774,103,592	5,109,538,232	5,377,030,336
1008	Maldives Customs Service	4,155,120,809	4,180,608,908	4,774,103,592	5,109,538,232	5,377,030,336
S23	Ministry of Education	15,907,823	11,480,931	8,328,796	8,242,910	8,174,721
1058	Ministry of Education	238,807	942,595	681,194	680,492	680,476
1060	Department of Public Examination	4,346,779	4,109,591	4,152,145	4,208,374	4,265,974
1518	Quality Assurance Department	7,172	148	-	-	-
1500	National Institute of Education	315,545	264,140	251,023	238,472	226,548
1533	Department of Inclusive Education	283	333	-	-	-
1065	Majeediyya School	166,881	85,841	58,949	56,243	53,673
1066	Dharumavantha school	47,627	23,341	18,454	17,941	17,460
1067	Aminiyya School	144,962	116,971	62,420	59,891	57,707
1068	Iskandaru School	87,914	78,720	76,751	74,939	73,238
1069	Centre For Higher Secondary Education	48,222	60,513	60,716	60,934	61,171
1070	Al- Madrasathul Arabiyyathul Islamiyya	29,459	7,247	6,889	6,544	6,217
1071	Jamaaludeen School	309,708	68,938	65,358	63,090	60,033
1072	Thaajudeen School	46,310	48,467	44,157	42,519	41,005
1073	Kalaafaanu School	49,536	34,726	35,759	35,484	34,367
1075	Muhiyudeen School	42,016	42,148	38,571	36,936	36,435
1076	Imaadudeen School	20,338	7,370	7,006	6,656	6,323
1077	Ghaazee school	87,950	117,974	97,526	94,912	92,451
1526	Huravee School	65,557	22,901	21,770	20,682	19,647
1514	Rehendhi School	76,772	58,003	36,589	34,772	33,177
1543	Mohamed Qasim Pre-School	29,851	14,677	16,350	15,657	16,407
1261	Hiriya School	30,488	8,682	7,148	6,923	6,709
1537	Izzudeen School	19,808	8,695	9,245	8,833	9,017
1079	Ha.Atoll Education Centre	68,848	130,158	121,634	115,553	109,775
1095	Ha.Atholhu Madharusaa	16,187	3,883	3,245	3,083	2,929
1080	Hdh.Atoll Education Centre	44,976	45,815	44,220	42,981	41,814
1081	Sh.Atoll Education Centre	3,471	1,960	1,863	1,770	1,681
1082	N.Atoll Education Centre	112,865	51,872	3,016	2,865	2,722
1083	R.Atoll Education Centre	8,875	32,779	28,400	26,980	25,631
1084	B.Atoll Education Centre	44,083	27,983	8,272	7,859	7,466
1085	LH.Atoll Education Centre	18,565	41,788	28,173	26,764	25,426
1111	Lh.Atoll School	31,318	14,024	2,677	2,543	2,416
1113	K.Atoll School	26,406	6,295	5,983	5,684	5,400
1086	Adh.Atoll Education Centre	41,155	18,079	17,001	16,151	15,344
1114	Adh.Atoll School	11,397	20,333	16,976	16,128	15,321

		2022	2023	2024	2025	2026
		Actual	Revised	Approved	Approved	Approved
1087	F.Atoll Education Centre	34,868	35,550	22,694	21,732	22,774
1088	Dh.Atoll Education Centre	16,518	13,001	10,587	10,100	10,128
1089	TH.Atoll Education Centre	11,579	22,736	15,675	14,891	14,146
1090	L.Atoll Education Centre	37,562	29,579	15,737	14,950	14,202
1091	GA.Atoll Education Centre	26,521	66,402	59,186	57,945	56,783
1092	Gdh.Atoll Education Centre	38,755	41,204	16,416	15,595	14,815
1093	Gn.Atoll Education Centre	248,066	63,334	21,508	20,432	19,411
1096	Ihavandhoo School	14,921	21,076	31,115	31,142	31,200
1097	Seikh Ibrahim School	6,422	21,276	20,069	19,066	18,112
1098	Afeefudheen School	82,210	22,398	21,532	21,001	20,503
1099	Nolhivaram School	195,439	96,249	92,008	88,777	85,722
1100	Jalaaludeen School	64,263	13,831	9,390	9,371	9,361
1101	Sh.Atoll School	104,775	96,029	9,476	9,002	8,552
1102	Funadhoo School	27,278	47,094	19,962	18,986	18,292
1103	Milandhoo School	39,678	101,377	95,630	90,848	86,306
1104	Kendhikulhudhoo School	2,927	4,002	3,728	3,542	3,365
1105	Meyna School	26,592	29,495	8,943	8,663	8,397
1106	Ungoofaaru School	377,325	25,074	12,911	12,265	11,652
1107	Alifushee School	110,850	51,792	11,659	11,076	10,522
1108	Maduvaree School	24,372	115,048	103,079	98,260	93,684
1109	Hulhudhufaar School	9,923	8,392	5,668	5,384	5,115
1110	Thulhaadhoo School	9,096	9,502	4,300	4,085	3,880
1112	Ifthithaah School	33,513	65,177	31,798	30,208	28,697
1115	Hamad Bin khaleefa Al Thani School	16,312	21,421	19,770	18,781	17,842
1116	L.Maavashu School	446,666	36,727	34,914	33,169	31,510
1117	Aboobakuru School	187,838	3,993	3,796	3,606	3,426
1504	Thinadhoo School	6,490	52,825	1,859	1,766	1,677
1118	Hafiz Ahmed School	153,184	51,643	9,156	8,698	8,263
1119	Mohamed Jamaaluddin School	2,985	854	-	-	-
1122	Feydhoo School	26,238	36,527	33,104	31,448	29,876
1120	Hithadhoo School	92,285	33,137	30,797	29,378	28,032
1121	Sharafuddheen School	51,382	83,270	70,076	66,572	63,243
1123	Addu High School	159,549	65,394	27,567	26,613	25,710
1541	S. Atoll School	47,894	25,371	24,075	23,001	21,983
1501	Northern Education Unit	994,561	722,060	206,947	197,709	191,277
1521	North Central Education Unit	1,358,239	798,631	354,806	342,521	331,084
1502	Central Education Unit	2,046,434	1,124,253	456,278	435,959	416,692
1520	South Central Education Unit	1,198,239	562,882	231,510	222,931	215,568
1503	Southern Education Unit	935,838	343,105	149,470	142,768	137,046
1547	Kaamil Didi Primary School	105	2,230	2,120	2,014	1,913

		2022	2023	2024	2025	2026
		Actual	Revised	Approved	Approved	Approved
S48	Ministry of Higher Education, Labour & Skills Development	835,609	869,115	1,192,815	1,209,912	1,228,644
1129	Ministry of Higher Education, Labor and Skills Developm	57,288	402,620	63,397	62,682	62,036
1142	Maldives Qualification Authority	562,318	394,297	1,058,690	1,079,863	1,101,461
1263	Maldives Polytechnic	210,635	70,711	69,314	66,024	63,871
1482	Maldives National Skills Development Authority	5,368	1,487	1,414	1,343	1,276
S24	Maldives Islamic University	127,045	120,651	113,559	107,882	102,487
1141	Maldives Islamic University	127,045	120,651	113,559	107,882	102,487
S25	Maldives National University	430,290	437,317	408,931	390,058	372,144
1130	Maldives National University	251,311	99,754	96,370	93,123	90,055
1131	Faculty of Education	9,803	26,083	24,795	23,556	22,378
1132	Faculty of Health Sciences	27,080	36,651	34,842	33,100	31,445
1133	Faculty of Management & Computing	13,495	25,480	24,222	23,011	21,860
1134	Faculty of Engineering Technology	8,932	35,627	33,868	32,175	30,566
1135	Faculty of Hospitality and Tourism Studies	12,390	30,238	28,745	27,308	25,943
1136	Centre for Maritime Studies	3,096	7,822	7,436	7,064	6,711
1137	Center for Education Technology & Excellence	10,016	35,510	33,757	32,069	30,466
1139	Atoll Campuses	12,149	11,988	11,396	10,827	10,285
1140	Faculty of Arts	28,245	13,766	13,087	12,432	11,811
1266	National Law Library	1,995	3,979	3,782	3,593	3,414
1138	Faculty of Sharee'a and Law	24,975	42,529	40,429	38,408	36,488
1523	School of Nursing	9,176	20,526	19,513	18,537	17,610
1524	Centre for Foundation Studies	4,784	19,865	18,884	17,940	17,043
1527	School of Medicine	12,843	27,499	17,805	16,915	16,069
S26	Ministry of Foreign Affairs	30,321,559	1,304,607	201,268	191,205	181,644
1147	Ministry of Foreign Affairs	224,308	164,119	154,468	146,744	139,407
1148	Embassy of the Republic of Maldives in Dhaka, Banglac	1,297,299	-	-	-	-
1149	Embassy of the Republic of Maldives in Colombo, Sri La	3,528,719	6,891	6,551	6,223	5,912
1150	Permanent Mission of Maldives to the United Nations	317,010	-	-	-	-
1151	Embassy of the Republic of Maldives in London, United I	255,218	-	-	-	-
1152	Embassy of the Republic of Maldives in New Delhi, India	2,111,868	-	-	-	-
1153	Consulate of the Republic of Maldives in Thiruvanantho	2,588,586	68	-	-	-
1154	Embassy of the Republic of Maldives in Kuala Lumpur, M	3,786,665	24,276	23,077	21,924	20,827
1155	Embassy of the Republic of Maldives in Japan	2,076,899	-	-	-	-
1157	Embassy of the Republic of Maldives in Beijing, China	1,179,458	-	-	-	-
1158	Embassy of the Republic of Maldives in Riyadh, Saudi A	1,691,076	1,867	1,774	1,686	1,601
1159	Permanent Mission of Maldives to the United Nations, G	1,688,215	-	-	-	-
1160	Embassy of the Republic of Maldives in Islamabad, Pak	884,272	-	-	-	-
1161	Maldives Mission to the European Union, Brussels, Belgi	1,001,314	-	-	-	-
1162	Embassy of Republic of Maldives in Singapore	2,333,027	-	-	-	-
1274	Embassy of the Republic of Maldives in Abu Dhabi, Unit	1,678,254	9,054	8,607	8,177	7,768
1519	Embassy of the Republic of Maldives in Berlin, Germany	1,580,763	1,091,188	-	-	-

		2022	2023	2024	2025	2026
		Actual	Revised	Approved	Approved	Approved
1525	Embassy of the Republic of Maldives in Thailand	1,642,878	6,125	5,822	5,531	5,255
1536	Consulate of the Republic of Maldives in Jeddah, KSA	455,730	-	-	-	-
1151	Embassy of the Republic of Maldives in London, United Kingdom	-	1,019	969	920	874
S27	Ministry of Health	48,178,753	40,244,657	40,533,523	41,339,986	41,797,019
1163	Ministry of Health	17,824,607	13,380,405	13,563,878	13,855,669	13,834,462
1164	Health Protection Agency	6,278,769	3,995,436	5,355,807	5,448,767	5,557,261
1191	Maldives Food & Drug Authority	4,828,193	3,937,104	5,782,066	5,870,384	5,962,281
1507	Maldives Blood Service	1,033	496	-	-	-
1186	Dhamanaveshi	236,231	42,200	130,785	134,463	138,245
1192	National Drug Agency	319,596	445,398	545,758	598,470	584,724
1173	HA. Atoll Hospital	1,220,923	1,107,077	1,086,765	1,100,246	1,114,688
1174	SH. Atoll Hospital	938,773	752,931	709,661	720,362	731,611
1175	N. Atoll Hospital	2,109,641	2,176,264	2,157,306	2,202,784	2,249,588
1176	B. Atoll Hospital	1,952,415	941,374	1,306,827	1,334,855	1,363,753
1177	LH. Atoll Hospital	1,332,943	1,821,288	1,079,874	1,103,819	1,128,435
1497	K. Atoll Health Services	1,302,145	1,159,579	1,279,448	1,307,662	1,336,799
1178	AA. Atoll Hospital	1,700,102	2,571,617	1,081,522	1,104,300	1,128,051
1179	ADH. Atoll Hospital	1,194,554	905,034	1,174,253	1,195,729	1,218,156
1180	V. Atoll Hospital	1,495,238	1,856,535	346,500	351,492	356,754
1170	M. Regional Hospital	749,901	648,228	925,083	928,338	932,325
1181	F. Atoll Hospital	577,144	399,968	451,839	460,399	469,237
1182	DH. Atoll Hospital	1,238,324	1,913,529	1,050,904	1,073,955	1,097,649
1183	TH. Atoll Hospital	1,267,086	675,460	874,408	887,662	901,605
1184	GA. Atoll Hospital	963,207	1,145,832	896,500	913,083	930,170
1185	Gn. Atoll Hospital	647,928	368,902	734,339	747,547	761,225
S42	Indira Gandhi Memorial Hospital	40,515,984	32,461,974	33,591,958	33,970,276	34,308,684
1166	Indira Gandhi Memorial Hospital	40,220,407	32,279,368	33,343,370	33,718,597	34,053,779
1187	Villingili Hospital	295,577	182,606	248,588	251,679	254,905
S62	Hulhumale Hospital	10,301,399	11,534,364	11,889,252	12,297,147	12,816,212
1188	Hulhumale Hospital	10,301,399	11,534,364	11,889,252	12,297,147	12,816,212
S58	Kulhudhuffushi Regional Hospital	3,749,875	2,318,353	2,507,392	2,559,914	2,613,840
1167	Kulhudhuffushi Regional Hospital	3,749,875	2,318,353	2,507,392	2,559,914	2,613,840
S63	Ungoofaaru Regional Hospital	916,150	1,017,585	1,404,545	1,425,791	1,447,602
1168	Ungoofaaru Regional Hospital	916,150	1,017,585	1,404,545	1,425,791	1,447,602
S61	Gan Regional Hospital	1,637,437	2,546,678	2,430,607	2,461,097	2,493,306
1172	Gan Regional Hospital	1,637,437	2,546,678	2,430,607	2,461,097	2,493,306
S64	Abdul Samad Memorial Hospital	2,165,403	2,672,742	2,545,784	2,600,279	2,659,130
1171	Abdul Samad Memorial Hospital	2,165,403	2,672,742	2,545,784	2,600,279	2,659,130
S59	Addu Equatorial Hospital	5,279,626	3,745,015	4,200,199	4,263,414	4,329,245
1169	Addu Equatorial Hospital	5,279,626	3,745,015	4,200,199	4,263,414	4,329,245

		2022	2023	2024	2025	2026
		Actual	Revised	Approved	Approved	Approved
S28	Ministry of Economic Development & Trade	1,090,687	414,583,445	429,619	427,635	436,633
1202	Ministry of Economic Development & Trade	1,050,893	448,388	408,080	407,173	417,194
1511	Labour Relations Authority	22,983	7,534	7,162	6,804	6,464
1517	Invest Maldives	16,811	414,127,523	14,377	13,658	12,975
S50	Ministry of Transport & Civil Aviation	27,936,022	66,515,282	57,992,090	60,618,186	63,834,206
1530	Ministry of Transport & Civil Aviation	27,620,414	66,504,482	57,982,800	60,609,526	63,826,030
1232	Transport Authority	315,608	10,800	9,290	8,660	8,176
S29	Ministry of Tourism	123,866	128,089	84,279	84,559	81,122
1204	Ministry of Tourism	123,866	128,089	84,279	84,559	81,122
S30	Ministry of Sports, Fitness & Recreation	3,293,788	1,225,851	874,335	851,597	850,221
1215	Ministry of Sports, Fitness & Recreation	3,293,788	1,225,851	874,335	851,597	850,221
S52	Ministry of Dhivehi Language, Culture & Heritage	294,647	253,167	2,427,672	2,487,828	2,500,455
1532	Ministry of Dhivehi Language, Culture & Heritage	75,043	75,855	59,653	56,670	53,837
1210	National Library	94,677	58,133	80,224	82,403	84,690
1211	National Centre for the Arts	93,664	82,216	2,270,028	2,331,876	2,345,893
1213	National Bureau of Classification	2,776	2,122	2,018	1,917	1,821
1269	Dhivehi Language Academy	4,281	5,415	-	-	-
1271	National Centre for Cultural Heritage	8,255	28,296	14,675	13,942	13,245
1506	National Archives	15,951	1,130	1,074	1,020	969
S31	Ministry of Construction & Infrastructure	15,506,915	12,573,191	13,761,875	14,060,019	14,397,990
1224	Ministry of Construction & Infrastructure	6,443,963	3,626,211	4,614,683	4,644,305	4,705,524
1011	Maldives Bureau of Statistics	81,285	103,273	30,621	29,090	27,635
1026	Department of National Registrations	8,858,980	8,703,609	8,925,681	9,193,211	9,468,779
1483	Maldives Land and Survey Authority	122,687	140,098	190,890	193,413	196,052
S32	Ministry of Fisheries & Ocean Resources	3,747,241	3,014,093	3,288,310	3,384,323	3,455,551
1233	Ministry of Fisheries & Ocean Resources	3,747,241	3,014,093	3,288,310	3,384,323	3,455,551
S33	Ministry of Islamic Affairs	479,192	1,308,296	1,122,552	1,143,171	1,170,840
1240	Ministry of Islamic Affairs	473,859	1,303,635	1,118,288	1,139,120	1,166,991
1241	Center for the Holy Quran	5,333	4,661	4,264	4,051	3,849
S34	Ministry of Climate Change, Environment & Energy	280,649,810	218,832,321	230,314,438	232,714,658	235,163,805
1229	Ministry of Climate Change, Environment & Energy	503,044	281,676	171,676	163,974	156,675
1228	Maldives Meteorological Service	5,590	656	-	-	-
1230	Utility Regulatory Authority	6,094,228	5,002,775	5,050,696	5,100,149	5,150,150
1231	Environmental Protection Agency	66,184,915	3,875,212	10,303,288	10,523,556	10,770,218
1238	National Centre For Information Technology	48,143	79,894	68,875	65,431	62,160
1239	Communications Authority of Maldives	207,813,890	209,592,108	214,719,903	216,861,548	219,024,602
S36	Ministry of Social & Family Development	545,554	793,775	338,436	328,108	318,430
1510	Ministry of Social & Family Development	81,691	229,636	184,228	181,610	179,256
1194	Home for People with Special Needs	72,797	93,462	88,848	84,406	80,186
1196	Family & Children Service Centres	337,241	423,286	20,309	19,294	18,329
1197	Kudakudhinge Hiya	3,376	1,575	1,497	1,422	1,351

		2022	2023	2024	2025	2026
		Actual	Revised	Approved	Approved	Approved
1516	Fiyavathi	10,813	11,616	11,042	10,490	9,966
1539	Child & Family Protection Service	39,636	34,200	32,512	30,886	29,342
S41	National Social Protection Agency	765,956	500,509	289,740	295,010	300,412
1250	National Social Protection Agency	765,956	500,509	289,740	295,010	300,412

3.3 Grants by Donor

In MVR

	2022 Actual	2023 Revised	2024 Approved	2025 Approved	2026 Approved
Total	487,921,474	512,219,160	1,276,050,028	1,116,605,213	1,017,896,676
Bilateral	93,505,406	94,296,460	223,501,996	150,361,345	52,764,400
India	36,053,322	54,321,837	176,638,616	131,872,000	44,014,400
China	4,742,771	51,600	-	-	-
Japan	2,900,040	17,493,724	8,939,918	-	-
Bangladesh	7,848,902	-	-	-	-
Pakistan	-	1,772,847	1,752,433	-	-
Saudi Arabia	-	1,624,013	2,800,000	3,500,000	700,000
Abu Dhabi Fund	-	-	-	1,772,495	-
Oman	28,359,061	-	-	-	-
Netherlands	-	-	26,321,029	5,666,850	-
Italy	3,637,064	12,083,247	1,000,000	1,000,000	1,000,000
USA	1,994,383	-	-	-	-
Government Sector	7,969,863	6,949,192	6,050,000	6,550,000	7,050,000
Multilateral	394,416,068	417,922,700	1,052,548,032	966,243,868	965,132,276
ADB	62,861,392	42,579,932	99,591,029	66,563,057	101,944,801
IDB	-	441,703	1,578,856	1,874,589	-
IFAD	458,654	5,651,543	199,408	189,000	-
Interpol	1,834,997	-	-	-	-
FAO	15,100	3,241	-	-	-
USAID	2,072,220	-	-	-	-
OECD	163,582	182,867	-	-	-
IDA	211,533,702	299,606,454	142,288,046	96,491,007	61,798,737
SAARC	-	1,013,472	-	-	-
WHO	6,904,100	4,601,073	1,000,000	1,000,000	1,000,000
UNICEF	14,702,780	12,664,507	5,227,745	5,254,077	5,281,200
UNITAR	-	50,000	-	-	-
UNESCAP	-	320,618	-	-	-
UNESCO	620,760	631,204	-	-	-
UNFPA	1,603,423	391,133	-	-	-
UNODC	6,639,142	402,708	-	-	-
UNEP	11,901,648	10,966,028	11,635,903	11,765,903	11,951,303
UNFCCC	22,388,400	18,595,018	-	-	-
UNDP	9,757,829	1,118,058	792,103	792,103	792,103

	2022	2023	2024	2025	2026
	Actual	Revised	Approved	Approved	Approved
EU	-	5,616	446,801	446,801	446,801
GEF	8,561,897	7,740,629	10,087,084	10,137,084	10,187,084
Green Climate Fund	-	8,216,328	7,970,810	-	-
FBO	1,724,734	-	-	-	-
LBO	1,399,828	806,136	100,000	100,000	100,000
Private	5,855,386	-	-	-	-
NGO	23,334,302	1,934,432	630,247	630,247	630,247
Fund Raising Events	82,192	-	-	-	-
Others	-	-	771,000,000	771,000,000	771,000,000

3.4 Loans by Donor

In MVR

	2022 Actual	2023 Revised	2024 Approved	2025 Approved	2026 Approved
Total	14,235,649,199	19,239,877,263	17,527,065,175	18,986,084,266	18,816,450,231
Bilateral	2,342,930,227	5,262,195,698	8,334,638,528	4,790,972,121	2,310,561,737
Abu Dhabi Fund	49,690,518	144,260,385	181,447,370	253,824,095	126,282,486
Saudi Arabia	182,971,592	213,418,568	318,280,868	271,989,208	222,780,242
Kuwaith	152,975,672	278,516,745	229,798,295	321,308,770	176,711,301
From Various Sources	1,957,292,445	4,626,000,000	7,605,111,995	3,943,850,048	1,784,787,708
Multilateral	2,565,948,128	4,894,554,381	4,029,942,085	7,027,595,822	10,380,981,368
ADB	71,416,798	96,520,880	32,348,848	33,533,662	30,528,997
EIB	-	331,413,962	158,485,664	204,581,072	-
IDB	37,268,260	66,563,470	123,158,368	130,449,792	33,297,755
IFAD	1,787,036	7,096,076	4,248,854	8,128,425	2,125,243
World Bank	37,863,053	53,877,799	78,939,381	136,877,753	47,879,806
OFID	216,291,067	351,084,119	132,479,490	185,182,089	55,497,126
AIIB	74,771,489	61,541,790	69,612,156	115,451,048	118,936,785
ING Bank	-	940,765,821	253,857,475	85,935,646	3,182,802
India EXIM Bank	2,126,550,425	2,985,690,464	2,388,125,375	2,236,993,097	3,915,162,175
Clean Technology Fund	-	-	4,285,419	7,342,446	-
Deutsche Bank	-	-	5,372,890	7,046,036	420,000
CDP	-	-	8,028,165	21,074,756	5,950,679
Bonds Issued to Foreign Parties	-	-	771,000,000	3,855,000,000	6,168,000,000
Domestic Sources	9,326,770,844	9,083,127,184	5,162,484,562	7,167,516,323	6,124,907,126

4

Government Expenses



4.1 Economic Classification of Government Budget

In MVR

	2022 Actual	2023 Revised	2024 Approved	2025 Approved	2026 Approved
Recurrent Expenditure	28,090,820,707	32,385,529,041	34,875,878,018	35,237,110,968	36,837,448,212
Capital Expenditure	14,737,499,347	16,964,542,759	14,979,945,635	22,822,338,579	23,426,693,557
Total Budget	42,828,320,054	49,350,071,800	49,855,823,653	58,059,449,547	60,264,141,769
Recurrent Expenditure	28,090,820,707	32,385,529,041	34,875,878,018	35,237,110,968	36,837,448,212
210 Personal Emoluments	9,383,724,576	9,973,342,974	11,956,666,026	12,498,704,578	13,005,101,890
213 Pensions, Retirement Benefits and Gratuities	1,760,218,841	1,865,689,773	2,054,339,780	2,200,221,029	2,356,414,745
221 Travel Expenses	243,888,055	251,041,930	228,261,094	228,955,494	236,289,453
222 Supplies and Requisites	673,228,084	827,679,834	812,768,922	817,336,560	839,856,173
223 Operational Services	2,248,137,679	2,451,958,129	2,888,032,115	2,775,276,728	2,749,508,701
224 Supplies and Requisites for Service Provision	1,170,567,254	1,292,478,350	1,276,792,948	1,255,146,199	1,281,648,443
225 Training	356,943,336	430,517,282	446,061,491	452,293,335	472,061,176
226 Repairs and Maintenance	295,639,602	318,946,426	436,133,310	425,220,246	436,160,746
227 Interest Payments	3,452,422,247	4,801,962,566	5,244,034,104	5,934,963,662	6,595,206,054
228 Grants, Contributions and Subsidies	8,460,898,610	9,735,958,139	9,431,788,228	8,547,968,612	8,764,152,622
280 Payments against losses and write-offs	45,152,423	435,953,638	101,000,000	101,024,525	101,048,209
Capital Expenditure	14,737,499,347	16,964,542,759	14,979,945,635	22,822,338,579	23,426,693,557
291 Development Projects	90,115,229	19,459,548	-	-	-
292 Budget Contingency	-	-	979,435,938	979,435,938	979,435,938
421 Land and Buildings	2,281,468,378	3,585,496,623	2,411,703,831	3,132,462,770	2,843,693,236
422 Infrastructure Assets	6,451,487,408	8,167,403,879	6,512,004,643	8,525,160,240	7,987,771,248
423 Capital Equipment	564,248,442	439,780,876	551,853,863	503,870,879	499,554,009
440 Investment Outlays	1,908,804,330	1,384,199,848	1,722,516,360	941,326,752	799,034,126
720 Debt Amortization	2,693,087,835	2,159,222,128	2,202,431,000	8,230,082,000	9,812,205,000
730 Loan Outlays	748,287,725	1,208,979,857	600,000,000	510,000,000	505,000,000
210 Personal Emoluments	9,383,724,576	9,973,342,974	11,956,666,026	12,498,704,578	13,005,101,890
211 Salaries and Wages	4,936,365,554	5,274,292,452	6,347,172,892	6,872,209,302	7,374,434,975
212 Allowances	4,447,359,022	4,699,050,522	5,609,493,134	5,626,495,276	5,630,666,915
211 Salaries and Wages	4,936,365,554	5,274,292,452	6,347,172,892	6,872,209,302	7,374,434,975
211001 Salaries and Wages	4,319,395,044	4,681,529,652	5,783,377,996	6,307,760,586	6,806,581,607
211002 Overtime Pay	616,970,510	592,762,800	563,794,896	564,448,716	567,853,368
212 Allowances	4,447,359,022	4,699,050,522	5,609,493,134	5,626,495,276	5,630,666,915
212002 Higher Education Allowance	43,432,008	47,424,207	55,207,974	55,207,974	55,207,974
212003 Technical Allowance	101,427,353	41,423,915	37,250,029	37,250,029	37,250,029
212004 Long-Term Allowance	120,806,064	121,520,825	126,829,725	126,829,725	126,829,725
212005 Ramazan Allowance	124,391,879	128,144,937	146,290,820	145,494,910	146,048,791
212006 Medical Allowance	598,532	8,944	672,375	672,375	672,375
212008 Salary Increment	527,880	58,088	345,335	345,335	345,335
212009 Special Allowance for The Post	96,257,384	96,856,481	123,723,890	123,723,890	123,723,890
212010 Food Allowance	166,740,341	183,618,410	211,490,741	211,620,341	211,620,341
212011 Committee Allowance	30,654,392	29,685,097	33,255,758	33,255,758	33,255,758
212012 Allowance for local non-residents	109,317,941	115,702,059	116,452,851	117,262,851	117,262,851
212013 Commuting Allowance for Local Non-Residents	23,036,170	19,346,485	38,563,258	38,562,988	38,562,988
212014 Dependants' Allowance	483,271,657	407,943,864	602,283,506	602,347,506	602,347,506
212015 Holiday Allowance	63,100,741	62,004,509	70,875,425	72,116,271	72,116,271
212016 Allowance for Work Other Than Assigned	80,057,884	3,927,140	3,739,300	3,739,300	3,739,300
212017 Annual Leave Cancellation Allowance	34,562,939	42,648,439	35,017,969	35,017,969	35,017,969

		2022	2023	2024	2025	2026
		Actual	Revised	Approved	Approved	Approved
212018	Uniform Allowance	25,984,258	26,390,766	32,292,791	32,292,791	32,292,791
212019	Acting Allowance	4,155,514	3,972,304	3,565,140	3,565,140	3,565,140
212020	Religious Service Allowance	25,681,324	24,602,593	16,441,820	16,441,820	16,441,820
212021	Shift Duty Allowance	23,430,755	29,025,078	39,680,707	40,609,307	40,606,607
212022	Hardship Allowance	1,984,080	925,017	2,319,540	2,319,540	2,319,540
212023	Exclusive Job Allowance	591,882,308	717,379,756	857,667,489	858,997,865	859,362,162
212024	Phone Allowance	33,990,788	35,934,614	39,988,184	39,988,184	39,988,184
212025	Risk Allowance	140,600,274	124,173,684	140,724,409	142,414,559	142,414,559
212026	Clothing Allowance	2,291,664	2,830,128	3,131,540	3,131,540	3,131,540
212027	Service Allowance	1,359,774,059	1,208,856,775	1,276,112,901	1,273,087,041	1,276,480,242
212028	Accountable Officers' Allowance	9,520	66,000	-	-	-
212029	Scholarship and Fellowship Allowance-Overseas	3,231,355	4,111,817	2,157,478	2,157,478	2,157,478
212030	Scholarship and Fellowship Allowance-Local	1,672,001	1,339,170	513,482	513,482	513,482
212031	Supporting Core Allowance	133,021,201	128,935,576	138,704,395	139,479,195	139,479,195
212032	Technical Core Allowance	32,630,887	29,022,279	35,956,575	36,141,899	36,141,899
212033	Minimum Wage Allowance	125,031,120	72,672,974	55,204,578	55,513,673	55,520,633
212034	Attendance Allowance	124,485,395	287,187,783	403,342,438	407,352,406	407,208,406
212035	Job Allowance	292,159,422	671,719,413	873,040,091	882,378,714	882,378,714
212036	Internship Allowance	-	-	3,849,600	3,849,600	3,849,600
212999	Other Allowances	47,159,932	29,591,395	82,801,020	82,813,820	82,813,820
213	Pensions, Retirement Benefits and Gratuities	1,760,218,841	1,865,689,773	2,054,339,780	2,200,221,029	2,356,414,745
213001	Pensions	1,222,998,404	1,286,094,489	1,389,954,114	1,504,136,719	1,635,786,719
213002	Retirement Benefits and Gratuities	7,895,527	7,886,937	8,000,000	8,000,000	8,000,000
213003	Retirement benefits paid upon Retirement	43,215,704	38,512,896	50,148,605	57,800,000	65,850,000
213004	Monthly Payment to the Retired	227,567,332	248,678,488	271,034,000	293,600,000	310,200,000
213006	Contribution to the retirement pension scheme	258,541,874	284,516,963	335,203,061	336,684,310	336,578,026
221	Travel Expenses	243,888,055	251,041,930	228,261,094	228,955,494	236,289,453
221001	Travelling Expenses - Local Sea Travel	36,291,426	47,357,615	44,652,318	41,751,316	42,494,978
221002	Travelling Expenses - Local Land Travel	16,859,796	10,337,453	13,230,687	13,031,684	13,418,337
221003	Travelling Expenses - Local Air Travel	49,316,284	56,423,497	53,848,032	54,814,032	58,006,121
221004	Travelling Expenses - Overseas	93,710,078	87,646,139	69,183,175	68,438,501	70,667,161
221005	Travelling Expenses for Foreigners	43,191,565	43,583,183	41,965,093	45,435,073	46,118,695
221999	Other Travelling Expenses	4,518,906	5,694,043	5,381,789	5,484,888	5,584,161
222	Supplies and Requisites	673,228,084	827,679,834	812,768,922	817,336,560	839,856,173
222001	Stationery and Office Requisites	60,411,397	81,490,047	84,481,651	80,680,751	83,351,315
222002	IT Related Materials	17,024,512	22,030,726	17,675,547	15,938,086	15,994,151
222003	Fuel and Lubricants	169,716,486	199,588,701	186,023,666	190,132,869	193,742,552
222004	Meals for Employees During Office Hours	330,715,251	372,987,408	371,384,711	371,362,601	383,126,926
222005	Electrical Items	9,613,503	14,235,109	13,729,169	13,469,853	13,811,488
222006	Spare Parts	13,600,843	21,603,720	23,448,968	23,808,947	24,199,928
222007	Materials for Uniforms	22,059,826	42,052,281	53,917,610	59,434,742	59,893,532
222008	Supplies for Office Cleaning	21,068,137	32,424,190	31,081,491	31,804,411	32,405,377
222009	Utensils and Accessories	1,708,708	2,982,079	2,832,662	2,843,300	2,887,733
222010	Office Decoration Materials	825,327	1,546,353	1,693,378	1,697,218	1,725,505
222011	Curtains, Table Cloths Etc	3,203,657	8,515,498	9,061,922	9,332,402	9,375,546
222999	Other Administrative Supplies	23,280,437	28,223,722	17,438,147	16,831,380	19,342,120
223	Operational Services	2,248,137,679	2,451,958,129	2,888,032,115	2,775,276,728	2,749,508,701
223001	Telephone, Fax and Telex	39,499,058	42,646,776	42,129,519	42,236,871	43,758,428
223002	Electricity	477,842,735	476,406,981	526,883,639	533,149,159	538,993,228
223003	Water and Sanitation Services	108,955,558	119,794,164	131,262,552	131,943,486	133,123,176

		2022 Actual	2023 Revised	2024 Approved	2025 Approved	2026 Approved
223004	Leased Line and Internet	192,423,214	194,202,292	202,781,677	202,952,022	205,218,726
223005	Building rent and Land rent	178,560,998	183,763,136	192,693,437	193,778,825	195,742,566
223006	Hire Charges	2,390,668	2,201,437	5,248,802	5,218,533	5,250,310
223007	Security and Safeguarding Services	83,269,633	98,431,633	105,902,764	106,396,984	106,782,785
223008	Cleaning Services and Waste Disposal	52,549,752	72,480,253	84,078,940	83,072,178	83,532,079
223009	Postage and Message	1,077,622	1,211,103	1,602,897	1,477,514	1,501,093
223010	Announcements, Subscriptions and Advertisements	10,356,745	7,747,015	5,331,262	5,385,148	5,403,914
223011	Carriage and Conveyance	22,398,779	26,374,311	22,279,071	22,020,988	22,359,593
223012	Meeting or Seminar Related Expenses	35,526,500	34,947,821	34,974,561	35,288,638	35,580,488
223013	National Competitions and Ceremonies	51,730,405	61,268,896	87,734,929	40,392,056	42,298,753
223014	Social Development Programmes	57,396,126	44,662,998	42,670,030	39,922,894	41,361,192
223015	Examination Related Expenses	30,844,287	27,396,341	30,566,075	31,472,857	32,406,842
223016	Consultancy, Translation & Other Related Services	216,737,468	117,775,765	211,403,826	192,885,071	157,999,176
223017	Expenses on Foreign Dignitaries	23,444,860	27,565,044	20,384,778	22,378,459	24,315,915
223018	Visa, Workpermit Fees of Expatriate Staff	26,550,312	23,725,143	28,941,000	29,196,239	29,395,874
223019	Annual Fees to Government	7,562,569	11,983,989	13,579,865	13,447,942	13,534,280
223020	Printing Services	13,468,856	86,728,302	54,869,515	50,229,369	62,906,735
223021	Laundry Services	99,051	219,846	381,834	383,964	387,036
223022	Staff Medical Expenses	238,900,885	241,006,119	183,111,357	193,696,319	203,371,486
223023	Expenses on International & Local Fairs	127,126,992	157,883,016	160,216,655	160,246,855	161,801,049
223024	Bank Charges and Commission	34,899,170	19,026,038	29,696,054	29,391,516	29,432,719
223025	Insurance	46,695,256	42,542,129	345,990,046	346,253,887	346,416,690
223026	IT Related Subscriptions and Fees	3,559,689	122,905,056	251,511,719	218,458,007	152,888,606
223999	Other Administrative Services	164,270,491	207,062,525	71,805,311	44,000,947	73,745,962
224	Supplies and Requisites for Service Provision	1,170,567,254	1,292,478,350	1,276,792,948	1,255,146,199	1,281,648,443
224001	Medical Consumables	1,054,679,146	1,171,885,848	1,148,518,856	1,124,920,136	1,150,429,155
224011	Educational Consumables	15,673,943	17,834,256	14,895,307	14,899,197	14,902,138
224021	Provision of food to people under arrest and detention	79,376,279	83,696,338	89,106,887	89,745,489	90,216,400
224022	Other Material for People Under Arrest & Detention	18,528,213	15,275,404	18,369,976	19,180,575	19,674,761
224999	Other Operational Consumables	2,309,673	3,786,504	5,901,922	6,400,802	6,425,989
225	Training	356,943,336	430,517,282	446,061,491	452,293,335	472,061,176
225001	Scholarship and Fellowship Assistance	292,514,706	311,705,887	344,805,871	341,773,150	340,216,452
225002	Short Course Fees and Expenses – Overseas Training	12,022,795	12,358,524	16,005,871	14,590,827	14,431,447
225003	Workshops Related Expenses	13,381,382	19,942,885	15,955,268	15,573,537	15,883,615
225004	Course Fees and Related Expenses – Local Training	8,000,095	17,968,520	10,591,126	10,576,409	10,471,281
225005	Conducting Training Courses	23,337,096	56,838,038	47,373,927	58,378,951	79,439,781
225006	Staff training	7,687,262	11,703,428	11,329,428	11,400,461	11,618,600
226	Repairs and Maintenance	295,639,602	318,946,426	436,133,310	425,220,246	436,160,746
226001	Repairs – Residential Buildings	14,367,336	8,416,835	7,184,644	7,142,849	7,526,861
226002	Repairs – Non-Residential Buildings	128,828,997	173,296,675	196,480,558	187,932,346	195,031,191
226003	Repairs – Roads and Bridges	980,821	232,375	14,366,390	14,774,667	14,781,514
226005	Repairs – Wharves, Ports and Harbours	54,870	46,328	986,326	994,432	1,001,801
226006	Repairs – Water and Sanitation Systems	5,548,230	6,892,160	12,147,314	12,522,657	12,602,688
226007	Repairs – Electricity Systems	5,443,588	4,731,507	10,882,466	10,890,903	10,949,962
226008	Repairs – Other Infrastructure	2,115,581	1,187,537	1,119,525	1,183,516	1,200,217
226009	Repairs – Furniture and Fittings	3,016,494	3,947,125	6,386,157	6,255,022	6,623,491
226010	Repairs – Machinery and Equipment	52,661,036	53,107,634	85,531,001	84,631,802	86,323,364
226011	Repairs – Vehicular Equipment	736,200	1,418,588	1,488,199	1,444,494	1,449,203
226012	Repairs – Communication Infrastructure	9,586,603	1,563,201	5,330,334	4,970,516	5,011,586
226013	Repairs – Computer Software	18,987,246	7,572,561	8,225,582	8,114,194	8,162,264

		2022	2023	2024	2025	2026
		Actual	Revised	Approved	Approved	Approved
226014	Repairs – IT-Related Hardware	5,673,344	6,237,031	14,153,824	12,717,876	12,850,736
226015	Repairs – Other Equipment	614,027	413,290	900,436	906,590	924,508
226016	Repairs – Motor Vehicles	14,376,703	19,237,834	28,784,478	28,883,531	29,339,800
226017	Repairs – Ships and Boats	32,648,526	30,645,745	42,166,076	41,854,851	42,381,560
227	Interest Payments	3,452,422,247	4,801,962,566	5,244,034,104	5,934,963,662	6,595,206,054
227001	Interest Payments to Government Agencies	219,635,196	432,000,000	320,020,000	314,890,000	310,030,000
227002	Interest Payments to Domestic Sources	26,128,835	14,700,000	1,300,000	300,000	-
227003	Interest Payments to Foreign Sources	1,603,076,450	1,920,913,500	2,587,608,042	3,069,814,063	3,546,882,288
227011	Discount on Treasury Bills	1,603,581,766	2,434,349,066	2,335,106,062	2,549,959,599	2,738,293,766
228	Grants, Contributions and Subsidies	8,460,898,610	9,735,958,139	9,431,788,228	8,547,968,612	8,764,152,622
228001	Subsidies	3,805,170	-	-	-	-
228002	Welfare Payments	1,569,818	3,487,946	1,500,000	1,650,000	1,815,000
228003	Grants to Private Parties	219,267,467	303,422,224	900,914,714	1,506,501,195	1,510,138,608
228004	Awards	13,335,341	15,458,235	31,090,892	32,371,153	33,031,099
228005	Indemnities and Relief Against Natural Calamities	2,152,088	10,275,336	10,538,700	10,538,700	10,538,700
228006	Subscriptions & Fees to Domestic Organisations	1,005,350	16,420	500	500	500
228007	Subscriptions and Fees to International Organisation	45,131,414	46,655,843	51,735,929	51,916,401	51,776,742
228009	Assistance to Associations and Social Organisations	126,726,954	174,703,107	121,789,905	131,471,295	136,619,138
228010	Assistance for Community Programs	1,883,126	3,510,560	6,500,000	6,542,000	6,599,000
228011	Electricity Subsidies	855,857,871	1,149,946,108	571,588,268	-	-
228013	Food Subsidies	316,876,956	331,141,775	171,421,082	-	-
228014	Single Parents Allowance	64,473,800	71,305,920	74,700,000	78,432,000	82,356,000
228015	Medical Treatment Support –Abroad	90,417,107	132,561,263	50,000,000	52,500,000	55,125,000
228016	Medical Treatment Support –Local	203,198,228	117,176,871	80,300,000	85,500,000	89,600,000
228017	Foster Parents Allowance	2,426,000	3,142,339	3,072,000	3,684,000	4,428,000
228018	Health Insurance Premium	1,843,035,208	2,306,101,245	1,998,500,000	2,098,425,000	2,161,377,750
228019	Disability Allowance	244,277,000	341,338,534	590,925,000	650,018,000	715,020,000
228020	Fisheries Subsidy	-	250,000,000	413,261,082	250,000,000	250,000,000
228022	Grants to Pre-schools	19,815,268	24,306,343	12,000,000	12,000,000	12,000,000
228023	Grants to Councils	1,652,053,416	1,843,656,044	2,225,190,683	2,389,098,321	2,487,184,371
228024	Therapeutic Service	31,079,965	36,382,500	42,000,000	44,100,000	46,305,000
228025	Subsidy for Waste Management	26,400,000	33,257,000	34,740,000	33,000,000	33,000,000
228026	Fuel Subsidy	2,309,670,906	1,917,375,050	775,483,435	2,236,437	3,000,000
228027	Income Support and Job Seeker Allowance	37,779,478	37,646,063	23,000,000	23,000,000	23,000,000
228028	Transport Subsidy	209,144,880	300,562,528	545,363,440	518,182,094	473,020,716
228029	Housing Subsidy	-	-	177,408,000	-	-
228030	Sewerage Subsidy	-	180,000,000	139,000,000	-	-
228999	Other Grants, Contributions and Subsidies	139,515,799	102,528,885	379,764,598	566,801,516	578,216,998
280	Payments against losses and write-offs	45,152,423	435,953,638	101,000,000	101,024,525	101,048,209
281001	Losses from Government Agencies	30,426,454	403,114,401	100,000,000	100,000,000	100,000,000
281002	Losses from Private Parties	1,124,711	32,440,052	1,000,000	1,024,525	1,048,209
281003	Losses on Exchange Rates	13,153,838	-	-	-	-
281005	Loss on Sale of Assets	180,720	-	-	-	-
281010	Scrapped Assets	37,213	-	-	-	-
281011	Revenue Refund	-	377,911	-	-	-
281999	Other Losses	229,487	21,274	-	-	-
291	Development Projects	90,115,229	19,459,548	-	-	-
291001	Local Components for Foreign Assisted Projects	53,470,231	3,159,092	-	-	-
291002	Implementation Costs of Foreign Assisted Projects	27,458,286	6,339,322	-	-	-
291003	Other Economic Development Expenditure from Government i	9,186,712	9,961,134	-	-	-

		2022 Actual	2023 Revised	2024 Approved	2025 Approved	2026 Approved
292	Budget Contingency	-	-	979,435,938	979,435,938	979,435,938
292101	Budget Contingency	-	-	979,435,938	979,435,938	979,435,938
421	Land and Buildings	2,281,468,378	3,585,496,623	2,411,703,831	3,132,462,770	2,843,693,236
421001	Land	785,943,098	1,730,096,414	769,656,586	797,035,180	1,124,020,061
421002	Residential Buildings	710,541,785	696,016,988	534,961,225	557,994,770	602,591,475
421003	Non-Residential Buildings	784,983,495	1,159,383,221	1,107,086,020	1,777,432,820	1,117,081,700
422	Infrastructure Assets	6,451,487,408	8,167,403,879	6,512,004,643	8,525,160,240	7,987,771,248
422001	Roads and Bridges	2,577,012,289	2,014,107,138	1,665,043,054	2,203,169,510	2,718,000,178
422002	Airports	567,185,239	1,546,469,062	1,531,970,037	1,846,718,995	2,142,832,731
422003	Wharves, Ports and Harbours	942,943,355	1,493,822,032	931,076,654	1,370,208,290	548,882,144
422004	Water and Sanitation Systems	1,463,972,659	1,333,523,052	655,931,855	888,237,605	1,113,583,614
422005	Electricity Systems	964,080	404,136,585	280,526,470	318,103,616	14,208,261
422999	Other Infrastructure	899,409,786	1,375,346,010	1,447,456,573	1,898,722,224	1,450,264,320
423	Capital Equipment	564,248,442	439,780,876	551,853,863	503,870,879	499,554,009
423001	Furniture and Fittings	33,621,731	41,580,419	54,340,076	50,188,291	52,194,363
423002	Machinery and Equipment	169,467,579	151,904,695	192,729,774	169,632,947	156,667,694
423003	Vehicular Equipment	488,494	35,000	1,695,255	1,595,055	1,595,055
423004	Tools, Instruments, Apparatus	1,917,293	6,737,814	6,478,436	6,379,368	6,359,741
423005	Reference Books and Exhibition Goods	544,866	945,928	1,287,379	1,328,743	1,493,535
423006	Communication Infrastructure	7,276,834	8,480,951	19,102,226	18,215,219	18,566,743
423007	Computer Software	77,159,290	28,239,115	61,846,046	66,932,673	68,396,974
423008	IT-Related Hardware	122,068,829	151,364,998	148,240,744	130,891,207	136,860,560
423999	Other Equipment	23,228,368	5,833,296	11,909,719	4,944,963	5,480,198
424001	Motor Vehicles	77,880,589	36,170,377	50,700,425	49,843,521	49,089,739
424002	Ships and Boats	50,544,685	5,946,398	3,469,187	3,864,296	2,794,811
451012	Minor Extensions to Non-Residential Buildings	49,884	2,541,885	54,596	54,596	54,596
440	Investment Outlays	1,908,804,330	1,384,199,848	1,722,516,360	941,326,752	799,034,126
441002	Capital Contribution to profit oriented public agencies	1,833,491,487	1,276,460,321	1,691,823,876	915,945,809	776,785,827
442001	Capital transfers abroad	27,412,843	32,739,527	30,692,484	25,380,943	22,248,299
442002	Long Term Investments	47,900,000	75,000,000	-	-	-
720	Debt Amortization	2,693,087,835	2,159,222,128	2,202,431,000	8,230,082,000	9,812,205,000
723002	Long Term Dom. Loan Repayment-State Financial Institutions	256,594,505	445,144,128	233,840,000	234,560,000	280,330,000
723003	Long Term Domestic Loan Repayment-Domestic Individuals	73,774,652	22,530,000	-	-	-
724004	Long Term Domestic Loan Repayment-Government Bond	-	-	-	847,550,000	-
725001	Long Term For. Loan Repayment-Multilateral	295,908,562	411,272,000	431,371,000	506,515,000	559,742,000
725002	Long Term For. Loan Repayment-Bilateral Government	339,520,704	409,454,000	490,860,000	545,905,000	570,347,000
725004	Long Term For. Loan Repayment.-Foreign Individuals	833,581,212	870,822,000	1,046,360,000	2,980,712,000	2,172,106,000
725005	Long Term For. Loan Repayment.-Government Bond (Foreign)	893,708,200	-	-	3,114,840,000	6,229,680,000
730	Loan Outlays	748,287,725	1,208,979,857	600,000,000	510,000,000	505,000,000
731001	New Domestic Lending - Stated Own Enterprises	52,326,370	291,300,000	-	-	-
731003	New Domestic Lending - Individuals	297,533,227	785,332,897	600,000,000	510,000,000	505,000,000
731999	Other New Domestic Lending	398,428,128	132,346,960	-	-	-

4.2 Functional Classification of Government Expenditures

In MVR

	2022 Actual	2023 Revised	2024 Approved	2025 Approved	2026 Approved
Total Expenditure	40,059,919,376	47,083,110,145	47,622,700,169	49,803,986,604	50,429,688,470
General Public Services	5,176,147,188	6,885,333,896	9,369,084,034	10,483,922,820	11,620,296,985
Exec. & Legisl., Financial & Fiscal Affairs, Extnal Affairs	1,384,488,081	1,734,938,047	3,198,535,552	3,060,770,887	3,065,223,645
Executive And Legislative Organs	448,607,578	595,275,122	597,794,973	528,263,348	608,865,205
Financial And Fiscal Affairs	654,064,836	969,750,284	2,192,484,441	2,122,451,401	2,044,702,302
External Affairs	281,815,667	169,912,641	408,256,138	410,056,138	411,656,138
Foreign Economic Aid	-	15,208,333	-	-	-
Economic Aid To Developing Countries & Countries in Transition	-	15,208,333	-	-	-
General Services	300,508,890	301,265,277	897,737,299	1,459,560,982	1,930,939,997
General Personnel Services	42,223,530	48,008,859	559,947,520	1,058,496,800	1,558,596,800
Overall Planning And Statistical Services	166,280,028	138,887,143	147,305,852	146,835,916	146,876,001
Other General Services	92,005,332	114,369,275	190,483,927	254,228,266	225,467,196
Basic Research	679,465	475,933	500,000	500,000	500,000
Basic Research	679,465	475,933	500,000	500,000	500,000
R&D General Public Services	-	303,281	660,052	710,262	710,262
R&D General Public Services	-	303,281	660,052	710,262	710,262
General Public Services N.E.C.	23,833,104	31,180,459	27,617,027	27,417,027	27,717,027
General Public Services N.E.C.	23,833,104	31,180,459	27,617,027	27,417,027	27,717,027
Public Debt Transactions	3,466,637,648	4,801,962,566	5,244,034,104	5,934,963,662	6,595,206,054
Public Debt Transactions	3,466,637,648	4,801,962,566	5,244,034,104	5,934,963,662	6,595,206,054
Defense	1,670,758,221	1,725,817,428	1,867,869,904	1,889,275,674	1,826,545,554
Military Defense	1,639,989,857	1,698,184,207	1,848,894,111	1,870,575,674	1,807,745,554
Military Defense	1,639,989,857	1,698,184,207	1,848,894,111	1,870,575,674	1,807,745,554
Civil Defense	4,310,268	5,283,958	6,293,889	6,393,889	6,493,889
Civil Defense	4,310,268	5,283,958	6,293,889	6,393,889	6,493,889
R&D Defense	14,950	70,000	70,000	70,000	70,000
R&D Defense	14,950	70,000	70,000	70,000	70,000
Defense N.E.C.	26,443,146	22,279,263	12,611,904	12,236,111	12,236,111
Defense N.E.C.	26,443,146	22,279,263	12,611,904	12,236,111	12,236,111
Public Order And Safety	3,020,196,411	3,439,854,935	3,748,557,796	3,794,047,530	3,759,436,141
Police Services	1,862,925,206	2,196,513,519	2,428,260,053	2,473,298,173	2,456,740,975
Police Services	1,862,925,206	2,196,513,519	2,428,260,053	2,473,298,173	2,456,740,975
Fire Protection Services	48,396,462	52,935,306	59,945,073	60,836,950	59,518,150
Fire Protection Services	48,396,462	52,935,306	59,945,073	60,836,950	59,518,150
Law Courts	696,792,301	726,872,100	796,467,027	784,621,967	784,676,734
Law Courts	696,792,301	726,872,100	796,467,027	784,621,967	784,676,734
Prisons	364,221,794	402,335,476	417,413,268	430,783,041	414,269,137
Prisons	364,221,794	402,335,476	417,413,268	430,783,041	414,269,137
R&D Public Order And Safety	1,116,698	1,414,140	1,777,602	1,777,602	1,777,602
R&D Public Order And Safety	1,116,698	1,414,140	1,777,602	1,777,602	1,777,602
Public Order And Safety N.E.C	46,743,950	59,784,394	44,694,773	42,729,797	42,453,543
Public Order And Safety N.E.C.	46,743,950	59,784,394	44,694,773	42,729,797	42,453,543

	2022	2023	2024	2025	2026
	Actual	Revised	Approved	Approved	Approved
Economic Affairs	9,248,382,429	11,545,338,199	9,098,248,046	8,353,422,673	7,866,150,505
General Economic, Commercial, And Labor Affairs	505,655,289	835,865,202	568,614,176	376,458,104	372,845,664
General Economic And Commercial Affairs	465,573,264	763,141,405	492,129,980	298,581,939	293,115,209
General Labor Affairs	40,082,025	72,723,797	76,484,196	77,876,165	79,730,455
Agriculture, Forestry, Fi Shing, And Hunting	175,374,331	538,016,222	651,697,259	518,355,415	476,220,903
Agriculture	55,941,845	76,205,641	103,448,984	105,011,857	91,802,499
Fishing And Hunting	119,432,486	461,810,581	548,248,275	413,343,558	384,418,404
Fuel And Energy	3,364,891,715	3,783,636,860	2,020,093,921	765,181,714	418,001,359
Petroleum And Natural Gas	-	-	300,000,000	300,000,000	300,000,000
Electricity	3,271,589,538	3,369,500,275	1,438,839,801	142,208,098	103,548,098
Renewable Energy	93,302,177	414,136,585	281,254,120	322,973,616	14,453,261
Mining, Manufacturing, And Construction	36,929,413	24,314,061	25,592,374	25,592,374	25,592,374
Construction	36,929,413	24,314,061	25,592,374	25,592,374	25,592,374
Transport	4,496,517,365	5,657,255,730	5,313,060,922	6,253,413,274	6,215,289,176
Road Transport	844,796,357	1,190,281,811	895,107,776	1,803,566,481	2,162,785,234
Water Transport	2,860,505,235	2,699,629,934	2,355,130,243	2,379,993,702	1,651,353,267
Air Transport	767,850,714	1,734,401,030	2,038,175,180	2,045,206,113	2,376,103,697
Pipeline And Other Transport	23,365,059	32,942,955	24,647,723	24,646,978	25,046,978
Communication	91,446,803	103,678,479	26,161,078	23,393,327	22,702,616
Communication	91,446,803	103,678,479	26,161,078	23,393,327	22,702,616
Other Industries	506,221,259	525,397,130	363,482,044	190,302,385	189,343,560
Distributive Trades, Storage, And Warehousing	316,594,116	330,800,000	171,421,082	-	-
Tourism	189,627,143	194,597,130	192,060,962	190,302,385	189,343,560
R&D Economic Affairs	-	-	4,378,341	11,635,024	15,513,366
R&D Agriculture, Forestry, Fishing, And Hunting	-	-	4,378,341	11,635,024	15,513,366
Economic Affairs N.E.C	71,346,254	77,174,515	125,167,931	189,091,056	130,641,487
Economic Affairs N.E.C.	71,346,254	77,174,515	125,167,931	189,091,056	130,641,487
Environmental Protection	2,100,976,701	2,380,989,743	1,822,637,517	2,053,133,311	2,009,342,961
Waste Management	1,546,712,995	1,646,870,655	1,226,971,005	1,448,357,600	1,520,494,667
Waste Management	1,546,712,995	1,646,870,655	1,226,971,005	1,448,357,600	1,520,494,667
Waste Water Management	76,505,172	297,124,350	176,241,713	75,571,763	26,394,522
Waste Water Management	76,505,172	297,124,350	176,241,713	75,571,763	26,394,522
Pollution Abatement	47,805,432	36,429,684	54,237,802	46,689,448	45,615,633
Pollution Abatement	47,805,432	36,429,684	54,237,802	46,689,448	45,615,633
Protection Of Biodiversity And Landscape	374,324,699	337,133,611	289,154,119	405,649,507	339,080,940
Protection Of Biodiversity And Landscape	374,324,699	337,133,611	289,154,119	405,649,507	339,080,940
R&D Environmental Protection	6,713,508	4,598,839	4,116,441	4,382,845	4,399,741
R&D Environmental Protection	6,713,508	4,598,839	4,116,441	4,382,845	4,399,741
Environmental Protection N.E.C	48,914,895	58,832,604	71,916,437	72,482,148	73,357,458
Environmental Protection N.E.C.	48,914,895	58,832,604	71,916,437	72,482,148	73,357,458
Housing And Community Amenities	4,962,949,533	4,912,637,965	4,188,062,377	4,301,271,550	4,633,307,449
Housing Development	3,013,521,424	2,827,668,980	1,813,066,852	1,694,795,079	1,984,289,584
Housing Development	3,013,521,424	2,827,668,980	1,813,066,852	1,694,795,079	1,984,289,584
Community Development	1,693,105,934	1,885,043,382	2,308,167,845	2,535,066,507	2,631,337,367
Community Development	1,693,105,934	1,885,043,382	2,308,167,845	2,535,066,507	2,631,337,367

	2022	2023	2024	2025	2026
	Actual	Revised	Approved	Approved	Approved
Water Supply	256,322,175	199,925,603	66,800,118	71,409,964	17,680,498
Water Supply	256,322,175	199,925,603	66,800,118	71,409,964	17,680,498
Street Lighting	-	-	27,562	-	-
Street Lighting	-	-	27,562	-	-
Health	6,236,477,639	7,405,123,795	7,486,620,485	7,691,100,107	7,688,443,460
Medical Products, Appliances, And Equipment	2,100,255,361	2,637,493,262	2,190,796,067	2,299,559,309	2,370,547,533
Pharmaceutical Products	2,093,504,672	2,556,200,696	2,130,891,361	2,238,516,361	2,308,194,111
Other Medical Products	6,750,689	81,292,566	59,904,706	61,042,948	62,353,422
Outpatient Services	329,554,166	911,356,625	1,044,747,423	1,059,954,901	1,035,151,579
General Medical Services	307,120,332	884,511,955	991,764,332	1,034,040,092	1,010,717,924
Specialized Medical Services	5,810,680	8,790,540	31,047,693	3,177,471	1,683,471
Dental Services	8,497,600	10,183,839	13,049,438	13,847,802	13,856,978
Paramedical Services	8,125,554	7,870,291	8,885,960	8,889,536	8,893,206
Hospital Services	2,288,506,013	3,439,733,340	3,720,914,043	3,858,245,914	3,802,014,724
General Hospital Services	1,964,115,885	2,977,979,155	3,156,491,258	3,283,082,795	3,225,139,901
Specialized Hospital Services	293,159,736	417,590,266	509,616,505	520,085,924	521,548,669
Nursing And Convalescent Home Services	31,230,392	44,163,919	54,806,280	55,077,195	55,326,154
Public Health Services	335,493,190	186,810,380	122,014,576	122,435,516	123,818,797
Public Health Services	335,493,190	186,810,380	122,014,576	122,435,516	123,818,797
R&D Health	938,258,149	3,527,997	8,795,108	4,038,275	4,038,919
R&D Health	938,258,149	3,527,997	8,795,108	4,038,275	4,038,919
Health N.E.C.	244,410,760	226,202,191	399,353,268	346,866,192	352,871,908
Health N.E.C.	244,410,760	226,202,191	399,353,268	346,866,192	352,871,908
Recreation, Culture And Religion	934,442,116	1,027,752,671	1,200,312,627	1,312,856,225	1,163,023,511
Recreational And Sporting Services	400,943,058	454,490,072	507,341,923	590,496,612	490,492,453
Recreational And Sporting Services	400,943,058	454,490,072	507,341,923	590,496,612	490,492,453
Cultural Services	43,912,421	63,681,946	120,503,723	76,548,710	76,487,291
Cultural Services	43,912,421	63,681,946	120,503,723	76,548,710	76,487,291
Broadcasting And Publishing Services	98,401,137	96,487,342	100,037,330	99,707,260	99,738,260
Broadcasting And Publishing Services	98,401,137	96,487,342	100,037,330	99,707,260	99,738,260
Religious And Other Community Services	335,896,759	354,324,067	402,440,141	475,581,592	426,699,495
Religious And Other Community Services	335,896,759	354,324,067	402,440,141	475,581,592	426,699,495
Recreation, Culture, And Religion N.E.C.	55,288,741	58,769,244	69,989,510	70,522,051	69,606,012
Recreation, Culture, And Religion N.E.C.	55,288,741	58,769,244	69,989,510	70,522,051	69,606,012
Education	4,432,588,637	5,247,280,364	5,343,040,740	5,599,890,205	5,313,848,205
Pre-Primary And Primary Education	-	1,289,015,310	1,422,924,212	1,422,924,212	1,422,924,212
Pre-Primary Education	-	177,264,691	194,555,271	194,555,271	194,555,271
Primary Education	-	1,111,750,619	1,228,368,941	1,228,368,941	1,228,368,941
Secondary Education	116,117,198	970,017,104	1,115,373,579	1,145,438,843	1,126,298,153
Lower-Secondary Education	116,117,198	970,017,104	1,115,373,579	1,145,438,843	1,126,298,153
Post-Secondary Nontertiary Education	6,303,649	139,867,302	164,952,748	164,952,748	164,952,748
Post-Secondary Nontertiary Education	6,303,649	139,867,302	164,952,748	164,952,748	164,952,748
Tertiary Education	822,054,896	1,321,723,445	1,217,483,042	1,148,896,531	1,099,563,458
First Stage Of Tertiary Education	822,054,896	1,321,723,445	1,217,483,042	1,148,896,531	1,099,563,458

	2022 Actual	2023 Revised	2024 Approved	2025 Approved	2026 Approved
Education Not Definable By Level	372,083,847	468,611,833	293,436,795	577,857,154	338,353,917
Education Not Definable By Level	372,083,847	468,611,833	293,436,795	577,857,154	338,353,917
Subsidiary Services To Education	53,681,081	71,976,297	43,689,169	47,460,401	64,660,401
Subsidiary Services To Education	53,681,081	71,976,297	43,689,169	47,460,401	64,660,401
R&D Education	13,472,144	13,603,705	27,126,656	27,209,713	27,295,263
R&D Education	13,472,144	13,603,705	27,126,656	27,209,713	27,295,263
Education N.E.C.	3,048,875,822	972,465,368	1,058,054,539	1,065,150,603	1,069,800,053
Education N.E.C.	3,048,875,822	972,465,368	1,058,054,539	1,065,150,603	1,069,800,053
Social Protection	2,277,000,501	2,512,981,149	3,498,266,643	4,325,066,509	4,549,293,699
Sickness And Disability	289,420,807	381,040,509	640,270,505	701,463,505	768,673,405
Disability	289,420,807	381,040,509	640,270,505	701,463,505	768,673,405
Old Age	1,502,719,190	1,582,732,507	1,723,953,670	1,867,878,139	2,024,149,639
Old Age	1,502,719,190	1,582,732,507	1,723,953,670	1,867,878,139	2,024,149,639
Family and Children	267,890,558	316,117,175	328,152,676	326,837,571	331,077,055
Family and Children	267,890,558	316,117,175	328,152,676	326,837,571	331,077,055
Unemployment	32,444,997	63,505,024	-	-	-
Unemployment	32,444,997	63,505,024	-	-	-
Social Exclusion N.E.C.	129,376,236	127,730,987	149,539,833	161,005,651	157,744,386
Social Exclusion N.E.C.	129,376,236	127,730,987	149,539,833	161,005,651	157,744,386
R&D Social Protection	-	804,534	1,394,824	1,782,966	1,988,669
R&D Social Protection	-	804,534	1,394,824	1,782,966	1,988,669
Social Protection N.E.C.	55,148,713	41,050,413	654,955,135	1,266,098,677	1,265,660,545
Social Protection N.E.C.	55,148,713	41,050,413	654,955,135	1,266,098,677	1,265,660,545

4.3 Program Budgets of AGAs

In MVR

Accountable Agency /Program	2022 Actual	2023 Revised	2024 Approved	2025 Approved	2026 Approved
Total	42,828,320,054	49,350,071,800	49,855,823,653	58,059,449,547	60,264,141,769
Presidents Office	187,099,174	204,724,630	204,600,000	201,900,000	203,300,000
Chief of Staff and Executive and Corporate Services	67,915,389	76,684,308	80,187,721	79,493,480	80,378,900
Chief of Staff and Administration	31,102,896	35,052,166	37,189,221	33,236,146	33,466,609
Secretariat of the President and Vice President	35,181,089	32,780,177	21,217,530	22,668,546	22,976,423
Political & Parliamentary and Legal Affairs Offices	6,194,130	6,667,693	8,894,370	8,894,370	8,894,370
Cabinet Office	13,467,767	15,922,216	18,081,349	18,547,649	18,598,889
Communication	8,554,219	16,826,824	16,623,290	16,623,290	16,623,290
Policy Formulation & Coordination	23,452,855	19,519,946	20,464,865	20,474,865	20,369,865
Climate change	1,230,829	1,271,300	1,941,654	1,961,654	1,991,654
People's Majlis	165,055,677	176,560,381	207,237,420	191,771,420	199,471,420
Executive Management & Corporate Services	36,003,386	42,517,653	59,414,828	45,471,028	52,230,410
Sergeant At Arms & Internal Security & Escort Services	1,779,114	1,627,923	3,009,026	3,009,026	3,009,026
Members Of Parliament	96,729,793	98,714,125	105,117,227	105,117,227	105,117,227
International Affairs	6,638,756	7,923,713	7,060,371	7,060,371	7,060,371
Legal Affairs	18,500,467	19,986,163	24,261,002	24,108,002	24,108,002
Media And Education	2,150,910	3,484,667	4,569,366	3,354,096	4,105,366
Speakers Residence	3,253,251	2,306,137	3,805,600	3,651,670	3,841,018
Department of Judicial Administration	495,546,975	525,428,924	585,856,037	585,693,950	585,034,772
Executive and Corporate Services	100,887,952	117,531,590	113,685,320	128,968,233	130,309,055
Supreme Court	24,727,538	22,640,380	26,060,000	26,060,000	26,060,000
High Court	27,468,757	26,035,663	33,000,000	33,000,000	33,000,000
Criminal Court	30,020,674	30,314,814	52,000,000	37,000,000	37,000,000
Civil Court	37,601,760	38,243,391	43,500,000	43,000,000	43,000,000
Juvenile Court	8,985,234	8,929,357	9,700,000	9,500,000	9,500,000
Drug Court	12,896,333	12,759,094	12,800,000	13,000,000	13,000,000
Family Court	25,697,452	25,808,518	26,000,000	26,000,000	26,000,000
Magistrate Courts	222,110,166	236,199,659	259,260,000	259,315,000	257,315,000
Judicial Academy	5,151,109	5,515,677	6,710,717	6,710,717	6,710,717
Chief Justices Official Residence	-	1,450,781	3,140,000	3,140,000	3,140,000
Judicial Service Commission	15,094,478	17,061,378	18,300,000	18,431,000	18,531,000
Executive and Corporate Services	10,640,044	11,394,599	13,172,857	13,239,600	13,326,600
Judicial Human Resource And Judicial Service	2,026,925	3,054,277	2,247,149	2,311,406	2,326,406
Legal, Complaints and Investigation	2,427,509	2,612,502	2,879,994	2,879,994	2,877,994
Elections Commission	59,128,181	172,305,828	93,600,000	32,848,000	102,648,000
Executive and Corporate Services	17,376,657	24,951,710	23,470,549	23,470,549	23,470,549
Political Party Regulation, Coordination&Community Awareness	39,249,821	145,302,440	67,248,333	6,496,363	76,296,363
Information Technology & Communications	2,501,703	2,051,678	2,881,118	2,881,088	2,881,088
Civil Service Commission	30,154,317	35,878,814	32,800,000	31,900,000	32,000,000
Executive and Corporate services	16,416,077	22,735,367	16,800,254	16,600,254	16,700,254
CS Monitoring and Enforcement	5,949,543	6,302,753	2,809,722	2,809,722	2,809,722
CS Reforms and Development	2,269,299	1,446,121	2,693,688	2,693,688	2,693,688
CS Training and Development	2,671,618	2,168,392	3,574,551	2,874,551	2,874,551

Accountable Agency /Program	2022	2023	2024	2025	2026
	Actual	Revised	Approved	Approved	Approved
Employee relations	2,847,780	3,226,181	3,308,274	3,308,274	3,308,274
#NAME?	-	-	3,613,511	3,613,511	3,613,511
Human Rights Commission	28,442,584	31,394,036	31,800,000	31,900,000	32,000,000
Executive & Corporate Services	15,111,721	15,794,463	15,388,488	15,488,488	15,588,488
Human Rights Protection & Promotion	13,330,863	15,599,573	16,411,512	16,411,512	16,411,512
Anti-Corruption Commission	41,280,663	49,772,439	48,600,000	48,700,000	48,800,000
Corporate Services	19,127,760	22,498,009	21,577,965	21,721,480	21,821,480
Prevention	1,031,106	2,887,074	3,134,395	3,145,880	3,145,880
Investigation	18,831,593	22,552,027	21,903,760	21,903,760	21,903,760
Legal & Compliance	2,290,204	1,835,329	1,983,880	1,928,880	1,928,880
Auditor Generals Office	73,138,999	59,560,370	112,574,129	87,395,894	101,702,241
Executive and Corporate Services	40,108,078	25,479,655	71,807,185	46,628,950	60,935,297
Finance and Compliance Audit	30,958,472	32,417,802	39,021,990	39,021,990	39,021,990
Technical & Legal Services	2,072,449	1,662,913	1,744,954	1,744,954	1,744,954
Prosecutor Generals Office	67,359,392	69,790,843	72,680,183	71,900,000	72,100,000
Executive & Corporate Services	20,456,817	22,730,465	21,679,266	20,892,621	21,086,159
Prosecution	46,902,575	47,060,378	51,000,917	51,007,379	51,013,841
Maldives Inland Revenue Authority	100,430,935	109,468,613	121,600,000	122,000,000	122,300,000
Corporate Governance & Our People	20,727,985	25,852,212	27,743,000	27,995,297	27,936,448
Information Technology	8,351,444	8,890,058	14,555,386	15,259,831	15,149,439
Planning & Development	6,933,060	11,482,772	9,965,244	9,388,838	9,834,577
Technical & Facilitation	7,170,787	6,744,276	7,261,301	7,260,926	7,260,926
Tax Administration Services	22,474,280	22,590,933	23,612,037	23,622,608	23,641,438
Compliance & Debt Collection	34,773,379	33,908,362	38,463,032	38,472,500	38,477,172
Employment Tribunal	11,037,546	11,625,955	14,222,353	14,022,353	14,022,353
Court Administration	3,504,931	3,295,981	5,352,796	5,047,270	4,999,270
Case Management, Legal, & Research	7,532,615	8,329,974	8,869,557	8,975,083	9,023,083
Maldives Media Council	5,286,640	4,947,868	5,259,460	5,259,460	5,259,460
Corporate Services	3,411,957	3,597,585	3,721,024	3,721,024	3,721,024
Media Services	1,572,312	1,110,667	1,180,047	1,180,047	1,180,047
Legal Services	302,371	239,616	358,389	358,389	358,389
Maldives Broadcasting Commission	10,261,821	9,480,267	10,661,070	10,300,000	10,300,000
Human Resources and Administration	8,229,485	7,428,122	8,400,587	8,264,517	8,264,517
Planning and Policy	690,147	518,717	766,830	541,830	541,830
Legal Affairs, Monitoring and Licensing	1,342,189	1,533,428	1,493,653	1,493,653	1,493,653
Tax Appeal Tribunal	10,497,955	10,519,573	14,634,690	13,787,360	13,887,360
Corporate Affairs	6,619,089	6,331,230	8,883,468	8,883,468	8,983,468
Legal, Reporting & Case Management	3,878,866	4,188,343	5,751,222	4,903,892	4,903,892
Local Government Authority	50,329,697	71,802,507	96,106,675	145,973,640	134,902,680
Executive and Corporate Services	33,682,022	57,386,393	83,655,010	133,884,323	122,463,363
Planning & Development	12,791,039	6,552,342	5,952,799	5,475,451	6,177,354
Council Support Service & Monitoring	3,856,636	7,863,772	6,498,866	6,613,866	6,261,963
Information Commissioners Office	4,452,898	4,791,736	7,447,520	6,896,800	6,896,800
Corporate Services & Commissioners Bureau	3,051,699	3,211,550	4,560,100	4,444,646	4,434,393
Legal & Case Management	809,085	1,027,227	1,510,380	1,510,380	1,510,380
Programs & Development	592,114	552,959	1,377,040	941,774	952,027

Accountable Agency /Program	2022 Actual	2023 Revised	2024 Approved	2025 Approved	2026 Approved
National Integrity Commission	13,016,261	13,335,954	15,025,000	14,300,000	14,300,000
Corporate Service	10,202,273	9,749,172	9,941,980	9,382,597	9,382,598
Legal, Complaints and Investigation	2,813,988	2,927,174	3,859,566	3,642,528	3,642,528
Prevention	-	659,608	1,223,454	1,274,875	1,274,874
Family Protection Authority	8,505,778	12,004,778	13,100,000	12,300,000	12,400,000
Corporate and Executive Program	3,874,607	6,480,754	6,686,512	6,476,512	6,476,512
Capacity Development and Advocacy Program	1,772,604	2,222,313	1,775,485	1,750,485	1,750,485
Referral and Monitoring Program	1,640,015	1,494,402	2,004,022	2,004,022	2,004,022
Bureau	888,361	161,959	-	-	-
Legal Affairs	330,191	-	-	-	-
Research and Policy Program	-	1,032,101	1,941,937	1,276,937	1,276,937
Service Delivery Program	-	613,249	692,044	792,044	892,044
Office of Ombudsperson for Transitional Justice	14,193,728	15,485,458	-	-	-
Corporate Support and Informed Decision Making	7,585,556	7,712,013	-	-	-
Core Technical Support Services	6,608,172	7,773,445	-	-	-
Children's Ombudsperson's Office	8,878,189	9,412,664	10,251,366	9,864,906	9,978,851
Executive and Corporate Services	3,275,513	4,119,270	3,915,047	3,915,047	4,015,047
Advocacy & Awareness	1,370,929	1,141,468	1,223,841	1,234,373	1,245,221
Compliance & Enforcement	1,904,654	1,561,663	1,447,016	1,447,016	1,447,016
Investigation & Legal	1,682,951	1,642,529	2,102,114	1,702,114	1,702,114
Monitoring & Evaluation	644,142	947,734	1,563,348	1,566,356	1,569,453
Attorney Generals Office	42,770,807	32,015,899	44,100,000	34,300,000	34,400,000
Executive and Corporate Services	10,956,419	14,247,614	15,068,518	15,067,547	15,167,547
Strengthen regulatory environment and promote rule of law	31,814,388	17,768,285	29,031,482	19,232,453	19,232,453
Maldives International Arbitration Centre	4,087,345	5,551,510	6,400,000	6,500,000	6,500,000
Executive & Corporate Services	2,423,621	3,264,772	2,856,500	2,881,962	2,881,962
Arbitration & Case Management	1,114,270	1,090,662	2,436,544	2,488,906	2,488,906
IT Services & Capacity Building	549,454	1,196,076	1,106,956	1,129,132	1,129,132
Ministry of Finance	573,631,994	871,669,741	1,168,461,982	1,500,642,545	634,284,978
Executive and Corporate Services	70,077,227	50,990,552	41,085,243	41,245,743	41,511,243
Treasury and Public Accounts Management	4,592,378	5,183,444	6,851,724	6,851,724	6,851,724
Fiscal Affairs, Resource Mobilization and Debt Management	487,614,024	800,219,030	1,102,744,111	1,434,664,174	567,936,607
Govern. of Tenders, CS Salaries, Privatis., Procm. And Audit	11,348,365	15,276,715	17,780,904	17,880,904	17,985,404
Special Budget	12,584,078,967	13,724,855,744	14,580,526,808	19,159,875,936	21,627,656,644
Provision for Governments New Policies	-	-	730,840,000	1,030,840,000	1,500,000,000
Benefit scheme for Former Presidents	10,856,495	10,465,593	19,700,000	19,700,000	19,700,000
Utility and General Administration of the Government/State	178,530,383	217,903,889	617,033,908	587,033,908	517,033,908
Budget for Extrabudgetary Entities	43,767,579	51,413,783	85,099,905	92,971,010	95,624,137
Public Services via SOEs	87,674,510	82,059,207	238,170,286	426,340,572	437,396,765
Finance Charges/Interest Expenses & Repayments	6,155,099,291	6,958,100,566	7,446,465,104	14,165,045,662	16,407,411,054
Subsidies, Welfare Expenses & Transfers	3,720,048,259	4,174,183,686	2,841,265,307	817,182,094	772,020,716
Capital Contributions to SOEs	1,958,491,487	1,351,460,321	1,491,823,876	915,945,809	776,785,827
Capital Contribution to multi-lateral corporations	(49,670,535)	32,739,527	30,692,484	25,380,943	22,248,299
Contingency	28,527,000	397,673,879	1,079,435,938	1,079,435,938	1,079,435,938
Treasury Loans	450,754,498	423,646,960	-	-	-
Grants	-	25,208,333	-	-	-

Accountable Agency /Program	2022	2023	2024	2025	2026
	Actual	Revised	Approved	Approved	Approved
Pension Budget	1,500,445,223	1,581,038,663	1,719,000,000	1,863,400,000	2,019,700,000
State Pension	1,229,662,187	1,293,847,279	1,397,817,395	1,512,000,000	1,643,650,000
Retirement Pensions (Other Pensions)	270,783,036	287,191,384	321,182,605	351,400,000	376,050,000
Ministry of Defense	30,791,111	27,633,221	18,975,793	18,700,000	18,800,000
Executive and Corporate Services	25,792,420	21,561,278	11,789,937	11,414,144	11,414,144
Department of International Defence Cooperation & Policy	221,894	259,837	342,074	342,074	342,074
Chemical Management	451,579	458,148	479,893	479,893	479,893
Directorate of Aviation Security Administration	2,260,044	2,762,945	3,152,888	3,152,888	3,152,888
Anti-TIP office	512,194	403,406	950,622	1,050,622	1,150,622
NCTC	1,193,930	1,820,674	1,828,179	1,828,179	1,828,179
Department of Strategic Security and Assessment (DSA)	200,447	86,970	58,713	58,713	58,713
Maldives Hydrographic Service	158,603	279,963	373,487	373,487	373,487
Aviation Security Command	140,599,416	147,935,382	158,941,704	159,041,704	159,141,704
Executive and Administrative Services	9,675,587	10,014,726	11,645,247	11,713,547	11,713,547
Operations	130,923,829	137,920,656	147,296,457	147,328,157	147,428,157
Maldives National Defense Force	1,560,738,100	1,609,484,934	1,751,623,828	1,773,620,920	1,709,422,000
Executive & Administrative Services	223,182,850	217,861,166	136,038,554	174,905,493	98,989,545
Combat And Maneuver Forces	393,496,094	452,182,134	581,821,893	582,664,967	583,431,396
Logistic Support Services	650,075,555	707,267,096	1,031,181,684	1,013,447,545	1,024,378,855
Functional Commands	192,946,054	154,945,784	2,581,697	2,602,915	2,622,204
Combatant Commands	101,037,547	77,228,754	-	-	-
Maldives Immigration	108,412,950	185,311,533	173,630,113	175,800,000	175,600,000
Corporate Affairs & organisational reform	46,430,878	54,682,968	63,777,194	64,050,086	62,127,586
People-centered services	11,032,932	56,003,348	38,474,268	39,027,968	39,027,968
Border Control Facilitation	31,210,789	32,511,608	34,654,474	35,164,414	35,629,474
Migration management	19,738,351	42,113,609	36,724,177	37,557,532	38,814,972
National Disaster Management Authority	43,205,690	44,193,452	14,270,441	27,261,272	25,464,587
Corporate Affairs	4,481,604	5,412,904	5,863,159	5,762,279	5,804,428
Emergency Management	36,923,859	36,642,128	4,910,122	5,092,162	5,176,262
Disaster Preparedness and Risk Reduction	953,336	1,291,483	2,033,259	15,006,390	13,016,238
Policy and Planning	846,891	846,937	1,463,901	1,400,441	1,467,659
Ministry of Homeland Security & Technology	93,072,813	111,491,949	212,819,710	209,001,256	200,854,358
Executive and Corporate Services	21,632,461	24,644,601	25,617,716	24,902,713	25,227,899
Monitoring, Rehabilitation, & Piece	29,078,603	25,668,442	18,699,589	14,668,890	7,380,421
Program & Event Management	8,900,332	20,196,239	-	-	-
Media	1,152,202	1,213,512	1,597,240	1,599,990	1,608,128
Local Governance	6,789,996	7,373,795	8,186,799	8,561,709	8,865,374
National Reintegration Center	8,379,907	8,977,235	12,754,382	12,841,107	12,898,469
Department of Juvenile Justice	17,139,312	23,418,125	21,463,989	22,198,162	20,421,574
Department of National Registration	-	-	21,500,000	20,000,000	20,000,000
National Center for Information Technology	-	-	102,999,995	104,228,685	104,452,493
Maldives Police Services	1,794,505,894	2,014,406,374	2,258,029,714	2,299,317,923	2,281,140,975
Executive and Corporate Services	29,049,348	43,677,576	42,900,531	44,789,024	45,971,062
Training & Development	50,383,572	66,095,090	75,607,876	75,848,745	76,081,366
Professional Standard Command	9,251,961	9,714,331	9,800,364	9,826,696	9,853,819
Specialist Support	111,928,496	183,257,721	197,018,047	200,416,562	203,698,688

Accountable Agency /Program	2022	2023	2024	2025	2026
	Actual	Revised	Approved	Approved	Approved
Forensic Services	43,470,723	48,134,257	50,080,563	50,277,135	50,466,976
Resource Management	229,691,080	323,695,464	533,801,592	563,257,116	534,074,272
Support Services	215,569,441	323,511,662	308,243,232	312,158,276	318,278,983
Crime Investigation Command	110,130,923	83,909,845	88,112,392	88,124,099	88,135,408
Directorate of Intelligence	137,098,491	123,712,312	125,534,436	125,903,765	126,260,447
Central Policing Command	402,452,120	384,388,449	402,001,924	403,444,838	402,769,849
Divisional Operational Command	455,479,739	424,309,667	424,928,757	425,271,667	425,550,105
Maldives Correctional Services	342,220,612	381,951,624	406,472,153	420,021,745	413,129,506
Executive Services	85,255,018	8,082,336	9,275,778	9,275,778	9,275,778
Support Services	966,214	120,067,521	129,196,740	133,496,740	137,396,740
Rehabilitation & Reintegration	1,822,340	-	-	-	-
Parole office	3,104,544	-	-	-	-
Operational Services	224,008,228	253,801,767	267,999,635	277,249,227	266,456,988
Institute for Correctional Studies	3,445,259	-	-	-	-
Operational Management	6,570,757	-	-	-	-
Emergency Support Service	17,048,252	-	-	-	-
Maldives Customs Services	241,295,439	245,907,547	247,396,730	243,471,639	240,500,000
Human Capital Management	7,544,637	9,298,025	14,533,802	15,268,172	15,028,672
Organization Strengthening	52,567,987	46,661,858	51,372,905	50,790,423	51,529,923
Facilitation & Risk Management	13,981,458	26,643,767	14,902,838	14,902,838	14,902,838
Border Security and Enforcement	163,326,001	159,154,265	162,094,544	158,017,565	154,545,926
Partnership and Coordination	3,875,356	4,149,632	4,492,641	4,492,641	4,492,641
Ministry of Education	3,525,813,804	3,825,122,871	4,010,158,096	4,321,309,342	4,065,849,145
Executive and Corporate Services	320,790,802	130,981,343	173,610,593	179,893,720	180,336,517
School Administration	3,097,278,857	3,610,562,327	3,745,466,700	4,050,301,112	3,793,314,685
Quality Education & Assessment	66,849,402	38,450,984	44,341,551	44,133,723	44,972,249
Equitable access & Special needs	9,511,363	11,360,139	13,774,703	13,820,699	13,867,407
National Institute of Education	31,383,380	33,768,078	32,964,549	33,160,088	33,358,287
Ministry of Higher Education, Labour & Skills Development	665,294,926	1,133,533,529	1,015,076,130	964,941,297	942,908,968
Executive & Corporate Services	46,818,552	38,020,232	36,633,134	66,018,325	33,097,646
Higher Education Facilitating	554,421,362	1,025,767,707	903,385,006	810,309,634	803,708,634
Policy Planning	1,083,521	1,084,891	1,580,035	1,580,035	1,580,035
Maldives Qualification Authority	4,909,221	7,705,313	7,637,170	7,939,000	8,053,000
Maldives Polytechnic	54,417,952	55,724,688	54,717,964	67,917,964	85,192,964
Maldives National Skills Development Authority	3,644,318	5,230,698	4,736,098	4,789,616	4,889,966
#NAME?	-	-	3,574,662	3,574,662	3,574,662
National Job Centre	-	-	2,812,061	2,812,061	2,812,061
Labor Relations Authority	-	-	21,369,937	21,369,937	21,369,937
Corporate Services	-	-	8,674,980	8,674,980	8,674,980
Awareness and Reporting	-	-	1,618,567	1,618,567	1,618,567
Inspection	-	-	6,206,990	6,206,990	6,206,990
Legal and Dispute Resolution	-	-	4,869,400	4,869,400	4,869,400
Maldives Islamic University	59,141,181	73,945,509	91,068,476	79,503,432	80,056,767
Executive and Corporate Services	32,656,905	42,553,706	51,690,654	40,029,110	40,437,445
Research & Innovation	3,930,894	5,286,942	6,591,254	6,487,754	6,487,754
Accademic Affairs	22,553,382	26,104,861	32,786,568	32,986,568	33,131,568

Accountable Agency /Program	2022	2023	2024	2025	2026
	Actual	Revised	Approved	Approved	Approved
Maldives National University	179,231,358	211,223,920	229,379,260	237,100,767	225,400,000
Executive and Corporate Services	32,238,987	31,946,682	37,232,935	44,454,442	32,753,675
Central Academic Support	11,147,576	12,509,331	13,496,326	13,496,326	13,496,326
Academic & Research	135,844,795	166,767,907	178,649,999	179,149,999	179,149,999
Ministry of Foreign Affairs	281,815,667	169,912,641	407,200,000	409,000,000	410,600,000
Corporate Affairs & Permanent Secretary	155,391,381	99,309,445	213,124,043	214,924,043	216,524,043
Bilateral and Multilateral engagements	81,393,344	46,591,477	100,786,906	100,786,906	100,786,906
Indian Ocean Region	40,435,053	16,816,357	88,223,018	88,223,018	88,223,018
Economic and trade diplomacy	1,965,056	3,898,865	2,357,684	2,357,684	2,357,684
Consular services & Foreign Service Institute	2,630,833	3,296,497	2,708,349	2,708,349	2,708,349
Ministry of Health	1,629,856,140	2,008,385,206	2,077,682,000	2,230,992,948	2,122,751,491
Executive and Corporate Services	141,881,013	269,075,011	390,968,651	440,324,498	367,924,210
Governance	1,117,552	2,395,948	2,869,978	2,888,763	2,891,069
Health/Medical & Emergency Infrastructure	49,300,489	57,348,410	8,885,960	8,889,536	8,893,206
Health Services Delivery	967,103,309	1,397,566,067	1,518,608,812	1,628,616,913	1,591,614,515
Quality Assurance & Regulation	2,776,826	4,497,537	9,214,949	9,223,033	9,231,246
Boards & Council Secretariat	1,937,392	2,547,419	3,858,600	3,333,317	3,337,736
Central Medical Supplies	147,740,341	-	-	-	-
Health Protection Agency	175,206,570	93,523,068	48,989,014	48,953,527	49,258,241
Maldives Food & Drug Authority	25,073,993	26,827,411	33,252,714	31,487,941	31,545,730
Maldivian Blood Services	26,758,822	45,692,909	50,053,712	51,034,241	51,794,789
Health Information Management & Research	3,811,215	2,515,159	7,935,751	3,178,893	3,179,511
National Drug Agency	87,148,618	106,396,267	-	-	-
National Mental Health Department	-	-	3,043,859	3,062,286	3,081,238
National Drug Agency	948,100	163,532	117,625,154	129,687,389	126,924,364
Corporate Affairs	948,100	163,532	27,285,362	38,480,527	35,692,329
Treatment and Reintegration	-	-	87,481,114	87,845,734	87,845,734
Program Development and Statistics	-	-	2,047,938	2,550,388	2,757,009
Quality Assurance	-	-	810,740	810,740	629,292
Indira Gandhi Memorial Hospital	1,298,751,086	1,319,843,921	1,538,452,053	1,559,166,000	1,572,416,932
Executive and Corporate Services	317,898,267	334,834,094	374,432,254	390,122,908	394,147,934
Medical Services	494,684,318	502,107,453	647,296,364	639,860,648	640,450,631
Nursing Services	457,067,452	445,673,688	463,110,865	474,927,115	482,981,667
Villimale Hospital	29,101,049	37,228,686	53,612,570	54,255,329	54,836,700
Hulhumale Hospital	277,149,381	404,956,480	425,991,933	430,601,315	417,661,897
Executive and Corporate Services	105,713,794	130,788,806	117,828,426	119,251,192	103,383,563
Medical Services	119,566,073	198,647,592	237,011,572	240,123,308	242,982,691
Nursing Services	51,869,514	75,520,082	71,151,935	71,226,815	71,295,643
Kulhudhuffushi Regional Hospital	231,507,208	283,670,385	290,865,609	299,071,960	291,174,400
Corporate Services	93,133,093	114,276,544	103,320,483	110,452,970	104,719,910
Clinical Services	32,136,521	36,651,330	44,142,675	44,142,675	44,142,675
Diagnostic & Therapeutic Service	8,910,531	10,604,040	12,889,177	12,889,177	12,889,177
Nursing Service	29,784,468	35,468,155	38,465,562	38,465,562	38,465,562
Public Health Service	2,062,121	2,270,027	3,162,936	3,162,936	3,162,936
Health Centers	65,480,474	84,400,289	88,884,776	89,958,640	87,794,140

Accountable Agency /Program	2022 Actual	2023 Revised	2024 Approved	2025 Approved	2026 Approved
Ungoofaaru Regional Hospital	158,882,420	209,512,094	205,476,797	210,657,377	210,958,575
Corporate Services	46,289,993	74,372,469	57,161,025	58,359,025	59,457,025
Clinical Services	4,858,687	4,834,063	6,698,087	6,698,087	6,698,087
Diagnostic & Therapeutic Service	4,720,834	6,367,778	6,248,136	6,248,136	6,248,136
Nursing Service	43,714,074	49,647,536	52,937,071	52,937,071	52,937,071
Public Health Services	781,858	950,590	1,166,208	1,166,208	1,166,208
Health Centers	58,516,974	73,339,658	81,266,270	85,248,850	84,452,048
Gan Regional Hospital	158,734,542	170,498,485	199,631,653	196,760,687	223,458,549
Executive and Corporate Services	34,096,943	34,658,542	45,615,145	42,551,449	69,249,311
Clinical Services	19,537,800	21,737,294	26,383,641	27,233,601	27,233,601
Diagnostic & Therapeutic Service	23,193,025	16,546,633	17,054,274	15,271,654	15,271,654
Nursing	33,666,330	34,714,527	40,241,269	40,380,303	40,380,303
Public Health	1,917,529	2,181,238	2,222,798	2,260,568	2,260,568
Outpatient	10,062,209	11,619,315	11,684,073	11,755,513	11,755,513
Health Centers	36,260,706	49,040,936	56,430,453	57,307,599	57,307,599
Abdul Samad Memorial Hospital	140,240,979	194,491,659	215,261,352	223,876,459	215,851,805
Executive and Corporate Services	50,957,521	82,723,304	53,111,335	60,509,581	53,263,003
Clinical Services	17,503,880	21,353,565	22,469,202	22,469,202	22,469,202
Diagnostic & Therapeutic Service	5,098,932	5,729,226	18,731,779	18,820,099	20,170,099
Nursing Service	22,907,651	28,051,562	50,639,540	50,671,421	50,555,221
Public Health	1,011,164	1,690,897	1,913,390	1,867,890	1,867,890
Health Centers	42,761,831	54,943,105	68,396,106	69,538,266	67,526,390
Addu Equatorial Hospital	246,104,106	280,899,759	315,471,750	290,787,000	290,825,600
Executive and Corporate Services	74,161,241	140,497,196	173,973,690	149,288,286	149,126,305
Medical Administration	7,379,423	-	-	-	-
Medical and Surgical Services	24,063,746	97,997,620	112,802,813	112,803,467	112,804,048
Clinical Diagnostic & Imaging	26,763,427	-	-	-	-
Public Health Services	19,545,880	1,037,669	1,595,150	1,595,150	1,795,150
Health Centers	29,997,519	41,367,274	27,100,097	27,100,097	27,100,097
Nursing Administration	7,728,735	-	-	-	-
Medical & Surgical Nursing	29,161,870	-	-	-	-
Operating Room & Associated Services (Nursing)	12,339,925	-	-	-	-
Maternal, Child Health & Critical Care	14,962,340	-	-	-	-
Ministry of Economic Development & Trade	190,922,887	325,490,714	626,108,099	675,224,141	1,423,199,280
Executive and Corporate Services	65,876,567	106,544,701	133,243,278	142,340,190	122,417,490
Business Services	11,557,835	6,947,574	7,357,177	7,357,177	7,357,177
Human Resources & Employment	42,717,471	109,680,977	47,549,581	47,562,990	48,936,280
Trade & Investment	47,637,365	78,616,257	433,241,436	473,247,157	1,239,771,706
Policy & Economic Research	3,884,988	4,100,935	4,716,627	4,716,627	4,716,627
Labour Relations	19,248,661	19,600,270	-	-	-
Ministry of Transport & Civil Aviation	40,459,068	45,226,957	41,700,000	42,100,000	42,500,000
Executive & Corporate Affairs	23,132,901	32,690,394	24,078,777	24,078,032	24,478,032
Planning & Policy Assessment	234,158	252,561	568,946	568,946	568,946
Maldives Transport Authority	17,092,009	12,284,002	17,052,277	17,453,022	17,453,022
Ministry of Tourism	57,468,636	37,397,130	34,622,415	34,755,697	35,143,560
Executive & Corporate Services	15,933,525	17,068,433	17,943,244	18,008,318	18,075,346
Policy & Development	16,729,321	9,692,561	4,053,610	4,008,337	4,212,286

Accountable Agency /Program	2022	2023	2024	2025	2026
	Actual	Revised	Approved	Approved	Approved
Destination Management	19,432,502	3,047,900	3,592,406	3,650,885	3,711,118
Industry Relations	3,232,194	5,537,153	6,911,757	6,966,759	7,023,412
Quality Assurance	2,141,094	2,051,083	2,121,398	2,121,398	2,121,398
Ministry of Sports, Fitness & Recreation	407,137,544	469,686,106	471,253,987	539,971,021	458,407,755
Corporate Affairs, Projects & Planning	247,719,614	250,530,855	347,585,675	414,229,228	329,808,136
Youth	22,722,728	28,495,164	1,500,000	1,500,000	1,500,000
Sports	133,066,744	180,511,829	122,168,312	124,241,793	127,099,619
Community	3,628,458	10,148,258	-	-	-
Ministry of Youth Empowerment, Information & Arts	6,012,288	6,962,115	85,584,234	85,744,933	89,525,016
Corporate Affairs	-	-	3,920,706	3,920,706	3,920,706
Youth	-	-	31,004,089	31,380,724	32,179,702
Community	-	-	20,913,734	20,946,833	21,000,788
National Center for Arts	6,012,288	6,962,115	11,996,985	11,614,300	14,407,800
National Archives	-	-	5,663,920	5,706,570	5,749,220
National Library	-	-	7,968,000	8,028,000	8,088,000
National Bureau Of Classification	-	-	4,116,800	4,147,800	4,178,800
Ministry of Dhivehi Language, Culture & Heritage	53,375,852	71,229,878	102,732,010	58,525,505	58,530,586
Corporate Affairs	15,252,038	24,911,739	19,684,881	20,482,180	22,954,920
Dhivehi Bahuge Academy	6,386,218	6,072,696	6,902,000	6,953,750	7,005,500
National Center for Cultural Heritage	11,197,715	17,231,089	16,248,364	18,570,600	15,232,400
Program & Event Management	-	-	59,896,765	12,518,975	13,337,766
National Center for the Arts	6,042,845	9,628,270	-	-	-
National Archives	5,173,150	5,952,825	-	-	-
National Library	6,768,445	4,662,050	-	-	-
National Bureau Of Classification	2,555,441	2,771,209	-	-	-
Ministry of Construction & Infrastructure	7,330,239,500	8,594,686,910	4,728,482,646	6,189,346,340	6,686,258,514
Executive and Corporate Services	87,743,026	90,896,775	83,889,337	84,889,337	84,889,337
Infrastructure	7,088,103,229	8,383,609,528	4,631,777,324	6,091,641,018	6,588,553,192
Public Work Services	65,498,737	63,390,037	-	-	-
National Planning	3,803,910	5,291,765	-	-	-
Housing Data Management & Digitalization	4,837,318	5,162,839	-	-	-
Construction Industry Development	4,499,188	3,637,363	12,815,985	12,815,985	12,815,985
Department of National Registration	13,920,532	19,468,902	-	-	-
Maldives Bureau of Statistics	55,003,912	16,780,482	-	-	-
Maldives Land and Survey Authority	6,829,648	6,449,219	-	-	-
Ministry of Housing, Land & Urban Development	-	-	493,876,394	484,460,339	573,358,798
Executive and Corporate Services	-	-	6,209,826	6,209,826	6,209,826
National Planning	-	-	11,516,496	11,516,496	11,516,496
Housing Data Management & Digitalization	-	-	6,350,411	6,350,411	6,350,411
Housing Sector Development	-	-	445,609,468	436,163,349	525,021,723
Maldives Bureau of Statistics	-	-	14,190,193	14,220,257	14,260,342
Maldives Land and Survey Authority	-	-	10,000,000	10,000,000	10,000,000
Ministry of Fisheries & Ocean Resources	149,228,218	263,511,042	137,902,889	166,078,817	136,551,474
Executive and Corporate Services	14,952,198	16,484,305	21,259,954	21,593,507	21,611,959
Agriculture	18,770,950	38,015,760	1,279,727	5,768,161	571,309
Fisheries	102,125,403	192,855,009	102,308,631	118,050,389	89,821,454
Marine Research	6,901,837	10,452,188	13,054,577	20,666,760	24,546,752

Accountable Agency /Program	2022 Actual	2023 Revised	2024 Approved	2025 Approved	2026 Approved
Policy, Planning & Resource Management	6,477,830	5,703,780	-	-	-
Ministry of Agriculture & Animal Welfare	-	-	31,850,591	38,714,922	29,687,112
Executive and Corporate Services	-	-	4,223,704	4,223,704	4,223,704
Agriculture	-	-	21,479,324	28,039,595	19,011,785
Policy Planning & Resources	-	-	6,147,563	6,451,623	6,451,623
Ministry of Islamic Affairs	315,080,110	344,572,963	371,291,314	450,830,397	407,509,318
Executive and Corporate Services	25,913,568	34,172,480	42,049,440	40,400,879	40,400,879
Mosque Affairs	185,524,231	208,430,037	204,721,155	280,858,799	232,487,720
Islamic Affairs	85,266,689	81,751,807	101,800,887	106,800,887	111,800,887
National Center for Holy Quran	16,508,102	17,650,132	19,419,832	19,469,832	19,519,832
Supreme Council for Islamic Affairs	1,867,520	2,568,507	3,300,000	3,300,000	3,300,000
Ministry of Climate Change, Environment & Energy	611,697,345	1,249,434,460	1,061,590,999	1,176,377,108	612,178,017
Executive & Corporate Services	27,673,291	25,510,520	35,027,805	34,107,962	34,437,221
Climate Change	29,528,413	37,466,469	38,469,576	13,508,548	12,026,486
Maldives Meteorological Services	27,322,895	30,695,507	36,990,395	35,934,876	36,303,681
Environment Management & Conservation	20,582,116	31,208,864	30,677,388	30,829,218	32,198,284
Waste Management & Pollution Control	256,340,832	511,926,372	570,946,774	663,889,599	418,574,759
Environment Protection Agency	12,507,104	15,963,096	16,047,520	17,946,356	18,152,694
Energy	94,934,514	416,893,702	284,459,780	326,471,714	18,001,359
Water & Sanitation	54,155,778	72,885,345	27,707,124	28,511,562	17,306,260
Utility Regulation Authority	9,851,380	17,373,532	20,575,000	24,487,636	24,487,636
Communication, Science & Technology	-	1,211,780	689,637	689,637	689,637
National Center for Information Technology	72,706,035	81,365,266	-	-	-
Communication Authority of Maldives	6,094,987	6,934,007	-	-	-
Ministry of Social & Family Development	199,672,545	226,685,768	252,391,747	247,967,385	247,413,269
Executive & Corporate Service	67,749,285	110,441,747	54,987,959	50,505,104	48,813,581
Gender Mainstreaming And Empowerment	5,502,497	1,887,181	7,259,896	7,259,896	7,259,896
Family And Community Development	907,989	800,080	79,608,872	80,577,226	81,006,826
Elderly Rights And Well-Being	2,258,285	1,383,844	4,445,223	4,448,139	4,449,639
Disability Rights And Well-Being	7,399,831	1,753,104	4,144,123	4,144,123	4,147,023
Policy Planning, Monitoring & Research	1,471,904	2,119,505	4,273,481	4,273,481	4,273,481
Quality Assurance	936,868	548,300	1,565,438	1,565,438	1,565,438
Social Service	93,021,984	95,250,471	76,583,705	75,670,928	76,374,335
Child & Family Protection Service	20,423,902	12,501,536	19,523,050	19,523,050	19,523,050
National Social Protection Agency	2,519,042,733	3,036,725,435	3,478,550,885	4,249,865,596	4,392,776,899
Corporate Affairs	24,197,918	16,211,453	23,081,832	21,211,241	22,215,058
Social Protection	2,494,844,815	3,020,513,982	3,455,469,053	4,228,654,355	4,370,561,841
Ministry of Cities, Local Government & Public Works	-	-	87,917,001	90,400,712	92,217,001
Executive and Corporate Services	-	-	6,209,826	6,209,826	6,209,826
Public Work Services	-	-	72,594,910	75,094,910	76,894,910
Communication Authority of Maldives	-	-	9,112,265	9,095,976	9,112,265
Councils	1,635,464,181	1,793,501,742	2,212,253,363	2,376,161,001	2,474,247,051
Block Grant for local councils	1,635,464,181	1,793,501,742	2,212,253,363	2,376,161,001	2,474,247,051

4.4 Recurrent and Capital Expenditure by Office 2024

In MVR

		Total	Capital		Total	Total
		Recurrent	PSIP	Other Capital	Capital	
Total Budget		34,875,878,018	8,914,152,474	6,065,793,161	14,979,945,635	49,855,823,653
S01	Presidents Office	197,148,975	-	7,451,025	7,451,025	204,600,000
1001	Presidents Office	161,613,279	-	5,797,500	5,797,500	167,410,779
1003	Official Residence of the President	27,300,601	-	1,507,225	1,507,225	28,807,826
1005	Official Residence of the Vice President	8,235,095	-	146,300	146,300	8,381,395
S02	People's Majlis	193,968,020	-	13,269,400	13,269,400	207,237,420
1242	People's Majlis	190,442,020	-	12,989,800	12,989,800	203,431,820
1544	Official Residence of the Speaker	3,526,000	-	279,600	279,600	3,805,600
S04	Department of Judicial Administration	537,740,682	27,856,037	20,259,318	48,115,355	585,856,037
1264	Department of Judicial Administration	103,916,320	27,856,037	6,323,680	34,179,717	138,096,037
1545	Official Residence of the Chief Justice	2,695,937	-	444,063	444,063	3,140,000
1248	Supreme Court of the Maldives	25,252,206	-	807,794	807,794	26,060,000
1249	High Court	27,699,300	-	3,100,700	3,100,700	30,800,000
1252	Civil Court	41,766,425	-	1,233,575	1,233,575	43,000,000
1253	Criminal Court	35,409,635	-	1,590,365	1,590,365	37,000,000
1254	Family Court	24,780,000	-	1,220,000	1,220,000	26,000,000
1255	Juvenile Court	9,312,789	-	387,211	387,211	9,700,000
1486	Drug Court	12,019,070	-	780,930	780,930	12,800,000
1251	Magistrate Courts	254,889,000	-	4,371,000	4,371,000	259,260,000
S03	Judicial Service Commission	17,971,400	-	328,600	328,600	18,300,000
1247	Judicial Service Commission	17,971,400	-	328,600	328,600	18,300,000
S05	Elections Commission	91,973,000	-	1,627,000	1,627,000	93,600,000
1244	Elections Commission	91,973,000	-	1,627,000	1,627,000	93,600,000
S06	Civil Service Commission	31,460,358	-	1,339,642	1,339,642	32,800,000
1256	Civil Service Commission	31,460,358	-	1,339,642	1,339,642	32,800,000
S07	Human Rights Commission	31,513,800	-	286,200	286,200	31,800,000
1246	Human Rights Commission	31,513,800	-	286,200	286,200	31,800,000
S08	Anti-Corruption Commission	46,383,000	-	2,217,000	2,217,000	48,600,000
1245	Anti-Corruption Commission	46,383,000	-	2,217,000	2,217,000	48,600,000
S09	Auditor Generals Office	71,470,059	38,100,000	3,004,070	41,104,070	112,574,129
1243	Auditor General's Office	71,470,059	38,100,000	3,004,070	41,104,070	112,574,129
S10	Prosecutor Generals Office	68,939,175	-	3,741,008	3,741,008	72,680,183
1257	Prosecutor General's Office	68,939,175	-	3,741,008	3,741,008	72,680,183
S11	Maldives Inland Revenue Authority	117,771,888	-	3,828,112	3,828,112	121,600,000
1009	Maldives Inland revenue Authority	117,771,888	-	3,828,112	3,828,112	121,600,000
S12	Employment Tribunal	13,847,068	-	375,285	375,285	14,222,353
1222	Employment Tribunal	13,847,068	-	375,285	375,285	14,222,353
S13	Maldives Media Council	5,124,160	-	135,300	135,300	5,259,460
1270	Maldives Media Council	5,124,160	-	135,300	135,300	5,259,460
S14	Maldives Broadcasting Commission	10,447,169	-	213,901	213,901	10,661,070
1478	Maldives Broadcasting Commission	10,447,169	-	213,901	213,901	10,661,070

		Total	Capital		Total	Total
		Recurrent	PSIP	Other Capital	Capital	
S15	Tax Appeal Tribunal	13,851,037	-	783,653	783,653	14,634,690
1275	Tax Appeal Tribunal	13,851,037	-	783,653	783,653	14,634,690
S16	Local Government Authority	35,006,348	60,274,327	826,000	61,100,327	96,106,675
1276	Local Government Authority	35,006,348	60,274,327	826,000	61,100,327	96,106,675
S17	Information Commissioners Office	7,323,120	-	124,400	124,400	7,447,520
1512	Information Commissioner's Office	7,323,120	-	124,400	124,400	7,447,520
S18	National Integrity Commission	14,560,000	-	465,000	465,000	15,025,000
1515	National Integrity Commission	14,560,000	-	465,000	465,000	15,025,000
S44	Family Protection Authority	12,803,750	-	296,250	296,250	13,100,000
1505	Family Protection Authority	12,803,750	-	296,250	296,250	13,100,000
S57	Children's Ombudsperson's Office	10,101,366	-	150,000	150,000	10,251,366
1540	Children's Ombudsperson's Office	10,101,366	-	150,000	150,000	10,251,366
S46	Maldives Correctional Services	388,200,000	5,872,153	12,400,000	18,272,153	406,472,153
1025	Maldives Correctional Service	388,200,000	5,872,153	12,400,000	18,272,153	406,472,153
S40	Maldives Customs Services	236,686,820	7,696,730	3,013,180	10,709,910	247,396,730
1008	Maldives Customs Service	236,686,820	7,696,730	3,013,180	10,709,910	247,396,730
S39	Maldives Police Services	2,032,244,332	125,451,969	100,333,413	225,785,382	2,258,029,714
1027	Maldives Police Service	2,032,244,332	125,451,969	100,333,413	225,785,382	2,258,029,714
S53	National Disaster Management Authority	12,340,210	670,441	1,259,790	1,930,231	14,270,441
1014	National Disaster Management Authority	12,340,210	670,441	1,259,790	1,930,231	14,270,441
S56	Maldives International Arbitration Centre	6,191,076	-	208,924	208,924	6,400,000
1535	Maldives International Arbitration Centre	6,191,076	-	208,924	208,924	6,400,000
S35	Attorney Generals Office	43,285,000	-	815,000	815,000	44,100,000
1144	Attorney General's Office	43,285,000	-	815,000	815,000	44,100,000
S20	Ministry of Finance	75,674,500	1,090,761,982	2,025,500	1,092,787,482	1,168,461,982
1272	Ministry of Finance	75,674,500	1,090,761,982	2,025,500	1,092,787,482	1,168,461,982
S37	Special Budget	9,666,143,510	-	4,914,383,298	4,914,383,298	14,580,526,808
1265	Special Budget	9,666,143,510	-	4,914,383,298	4,914,383,298	14,580,526,808
S38	Pension Budget	1,719,000,000	-	-	-	1,719,000,000
1007	Pension Budget	1,719,000,000	-	-	-	1,719,000,000
S21	Ministry of Defense	18,416,942	49,287	509,564	558,851	18,975,793
1012	Ministry of Defence	16,250,338	49,287	474,502	523,789	16,774,127
1522	National Counterterrorism Centre	1,824,117	-	4,062	4,062	1,828,179
1546	Maldives Hydrographic Service	342,487	-	31,000	31,000	373,487
S55	Aviation Security Command	158,415,704	-	526,000	526,000	158,941,704
1498	Aviation Security Command	158,415,704	-	526,000	526,000	158,941,704
S45	Maldives National Defense Force	1,633,852,114	76,752,392	41,019,322	117,771,714	1,751,623,828
1013	Maldives National Defense Force	1,633,852,114	76,752,392	41,019,322	117,771,714	1,751,623,828
S22	Ministry of Homeland Security & Technology	179,194,130	10,766,480	22,859,100	33,625,580	212,819,710
1016	Ministry of Homeland Security & Technology	54,669,955	10,766,480	2,779,200	13,545,680	68,215,635
1057	Department of Juvenile Justice	19,677,380	-	426,700	426,700	20,104,080
1026	Department of National Registrations	20,120,785	-	1,379,215	1,379,215	21,500,000
1238	National Centre For Information Technology	84,726,010	-	18,273,985	18,273,985	102,999,995

		Total	Capital		Total	Total
		Recurrent	PSIP	Other Capital	Capital	
S47	Maldives Immigration	167,361,478	1,230,113	5,038,522	6,268,635	173,630,113
1029	Maldives Immigration	167,361,478	1,230,113	5,038,522	6,268,635	173,630,113
S65	National Drug Agency	109,637,668	5,481,194	2,506,292	7,987,486	117,625,154
1192	National Drug Agency	109,637,668	5,481,194	2,506,292	7,987,486	117,625,154
S23	Ministry of Education	3,701,617,731	278,431,564	30,108,801	308,540,365	4,010,158,096
1058	Ministry of Education	409,050,294	134,963,666	4,167,250	139,130,916	548,181,210
1060	Department of Public Examination	69,794,311	-	2,122,848	2,122,848	71,917,159
1518	Quality Assurance Department	8,542,000	-	28,006	28,006	8,570,006
1500	National Institute of Education	32,725,298	-	239,251	239,251	32,964,549
1533	Department of Inclusive Education	9,066,391	-	139,875	139,875	9,206,266
1062	MOE / Atoll School Construction	-	137,186,774	-	137,186,774	137,186,774
1063	MOE / Male' School Construction	-	6,281,124	-	6,281,124	6,281,124
1065	Majeediyya School	41,899,035	-	146,424	146,424	42,045,459
1066	Dharumavantha school	27,089,552	-	215,795	215,795	27,305,347
1067	Aminiyya School	56,432,072	-	136,316	136,316	56,568,388
1068	Iskandaru School	49,206,497	-	169,324	169,324	49,375,821
1069	Centre For Higher Secondary Education	31,468,683	-	169,539	169,539	31,638,222
1070	Al- Madrasathul Arabiyyathul Islamiyya	32,913,210	-	159,711	159,711	33,072,921
1071	Jamaaludeen School	46,596,761	-	293,673	293,673	46,890,434
1072	Thaajudeen School	45,903,060	-	190,544	190,544	46,093,604
1073	Kalaafaanu School	45,607,000	-	167,197	167,197	45,774,197
1075	Muhiyudeen School	34,677,336	-	287,124	287,124	34,964,460
1076	Imaadudeen School	47,038,950	-	173,593	173,593	47,212,543
1077	Ghaazee school	47,034,957	-	752,344	752,344	47,787,301
1526	Huravee School	66,496,607	-	229,762	229,762	66,726,369
1514	Rehendhi School	58,422,681	-	671,580	671,580	59,094,261
1547	Kaamil Didi Primary School	40,593,465	-	114,168	114,168	40,707,633
1543	Mohamed Qasim Pre-School	10,530,960	-	351,642	351,642	10,882,602
1261	Hiriya School	41,714,286	-	185,723	185,723	41,900,009
1537	Izzudeen School	21,616,838	-	145,523	145,523	21,762,361
1079	Ha.Atoll Education Centre	26,908,962	-	135,048	135,048	27,044,010
1095	Ha.Atholhu Madharusaa	17,128,513	-	87,990	87,990	17,216,503
1080	Hdh.Atoll Education Centre	29,894,886	-	130,872	130,872	30,025,758
1081	Sh.Atoll Education Centre	11,446,981	-	132,274	132,274	11,579,255
1082	N.Atoll Education Centre	14,162,123	-	63,801	63,801	14,225,924
1083	R.Atoll Education Centre	20,055,381	-	169,157	169,157	20,224,538
1084	B.Atoll Education Centre	25,656,173	-	118,739	118,739	25,774,912
1085	LH.Atoll Education Centre	17,073,218	-	127,849	127,849	17,201,067
1111	Lh.Atoll School	11,527,307	-	-	-	11,527,307
1113	K.Atoll School	15,131,829	-	132,217	132,217	15,264,046
1086	Adh.Atoll Education Centre	18,986,165	-	148,280	148,280	19,134,445
1114	Adh.Atoll School	15,361,840	-	119,100	119,100	15,480,940
1087	F.Atoll Education Centre	21,617,001	-	67,274	67,274	21,684,275

		Total	Capital		Total	Total
		Recurrent	PSIP	Other Capital	Capital	
1088	Dh.Atoll Education Centre	24,367,757	-	73,451	73,451	24,441,208
1089	TH.Atoll Education Centre	11,006,455	-	20,833	20,833	11,027,288
1090	L.Atoll Education Centre	24,704,894	-	72,782	72,782	24,777,676
1091	GA.Atoll Education Centre	23,289,092	-	185,936	185,936	23,475,028
1092	Gdh.Atoll Education Centre	18,249,609	-	253,316	253,316	18,502,925
1093	Gn.Atoll Education Centre	18,733,224	-	141,375	141,375	18,874,599
1096	Ihavandhoo School	26,347,574	-	58,839	58,839	26,406,413
1097	Seikh Ibrahim School	12,998,921	-	282,772	282,772	13,281,693
1098	Afeefudheen School	28,940,799	-	170,454	170,454	29,111,253
1099	Nolhivaram School	19,260,905	-	94,600	94,600	19,355,505
1100	Jalaaludeen School	24,820,643	-	140,189	140,189	24,960,832
1101	Sh.Atoll School	15,218,355	-	221,107	221,107	15,439,462
1102	Funadhoo School	19,174,794	-	55,597	55,597	19,230,391
1103	Milandhoo School	21,678,813	-	44,338	44,338	21,723,151
1104	Kendhikulhudhoo School	17,028,996	-	97,338	97,338	17,126,334
1105	Meyna School	18,317,482	-	86,544	86,544	18,404,026
1106	Ungoofaaru School	15,052,819	-	205,976	205,976	15,258,795
1107	Alifushee School	18,225,766	-	95,378	95,378	18,321,144
1108	Maduvaree School	15,895,734	-	97,557	97,557	15,993,291
1109	Hulhudhufaar School	14,225,318	-	58,833	58,833	14,284,151
1110	Thulhaadhoo School	15,458,510	-	408,109	408,109	15,866,619
1112	Iftithaah School	30,314,540	-	244,514	244,514	30,559,054
1115	Hamad Bin khaleefa Al Thani School	21,453,066	-	150,905	150,905	21,603,971
1116	L.Maavashu School	13,861,517	-	75,397	75,397	13,936,914
1117	Aboobakuru School	14,895,450	-	58,431	58,431	14,953,881
1504	Thinadhoo School	12,877,915	-	191,996	191,996	13,069,911
1118	Hafiz Ahmed School	23,565,400	-	121,781	121,781	23,687,181
1119	Mohamed Jamaaluddin School	24,387,459	-	409,240	409,240	24,796,699
1122	Feydhoo School	21,491,638	-	209,540	209,540	21,701,178
1120	Hithadhoo School	29,398,307	-	147,863	147,863	29,546,170
1121	Sharafuddheen School	36,793,445	-	229,563	229,563	37,023,008
1123	Addu High School	23,345,287	-	177,736	177,736	23,523,023
1541	S. Atoll School	20,638,768	-	163,324	163,324	20,802,092
1501	Northern Education Unit	281,475,185	-	2,507,967	2,507,967	283,983,152
1521	North Central Education Unit	296,528,580	-	2,059,079	2,059,079	298,587,659
1502	Central Education Unit	258,945,842	-	2,928,992	2,928,992	261,874,834
1520	South Central Education Unit	361,982,582	-	2,274,223	2,274,223	364,256,805
1503	Southern Education Unit	222,053,258	-	2,209,287	2,209,287	224,262,545
1553	Salahuddin School	85,242,409	-	393,826	393,826	85,636,235
S48	Ministry of Higher Education, Labour & Skills Development	451,081,756	12,728,296	551,266,078	563,994,374	1,015,076,130
1129	Ministry of Higher Education, Labor and Skills Development	411,978,864	12,728,296	550,826,078	563,554,374	975,533,238
1142	Maldives Qualification Authority	7,397,170	-	240,000	240,000	7,637,170
1263	Maldives Polytechnic	24,247,563	-	110,000	110,000	24,357,563

		Total	Capital		Total	Total
		Recurrent	PSIP	Other Capital	Capital	
1482	Maldives National Skills Development Authority	4,646,098	-	90,000	90,000	4,736,098
1549	National Job Centre	2,812,061	-	-	-	2,812,061
S69	Labor Relations Authority	20,939,937	-	430,000	430,000	21,369,937
1511	Labour Relations Authority	20,939,937	-	430,000	430,000	21,369,937
S24	Maldives Islamic University	78,410,506	10,256,110	2,401,860	12,657,970	91,068,476
1141	Maldives Islamic University	78,410,506	10,256,110	2,401,860	12,657,970	91,068,476
S25	Maldives National University	220,273,204	5,379,260	3,726,796	9,106,056	229,379,260
1130	Maldives National University	37,640,041	5,379,260	709,960	6,089,220	43,729,261
1131	Faculty of Education	17,083,633	-	211,300	211,300	17,294,933
1132	Faculty of Health Sciences	16,730,000	-	270,000	270,000	17,000,000
1133	Faculty of Management & Computing	14,360,200	-	139,800	139,800	14,500,000
1134	Faculty of Engineering Technology	19,134,221	-	275,900	275,900	19,410,121
1135	Faculty of Hospitality and Tourism Studies	14,844,300	-	155,700	155,700	15,000,000
1136	Centre for Maritime Studies	4,435,900	-	64,100	64,100	4,500,000
1137	Center for Education Technology & Excellence	4,420,700	-	79,300	79,300	4,500,000
1139	Atoll Campuses	16,613,464	-	886,536	886,536	17,500,000
1140	Faculty of Arts	11,860,000	-	140,000	140,000	12,000,000
1266	National Law Library	6,925,200	-	74,800	74,800	7,000,000
1138	Faculty of Sharee'a and Law	15,352,200	-	147,800	147,800	15,500,000
1523	School of Nursing	17,134,445	-	160,500	160,500	17,294,945
1524	Centre for Foundation Studies	7,541,000	-	109,000	109,000	7,650,000
1527	School of Medicine	16,197,900	-	302,100	302,100	16,500,000
S26	Ministry of Foreign Affairs	399,760,133	-	7,439,867	7,439,867	407,200,000
1147	Ministry of Foreign Affairs	72,315,585	-	114,000	114,000	72,429,585
1148	Embassy of the Republic of Maldives in Dhaka, Banglade:	13,024,814	-	852,295	852,295	13,877,109
1149	Embassy of the Republic of Maldives in Colombo, Sri Lank	40,498,044	-	1,185,764	1,185,764	41,683,808
1150	Permanent Mission of Maldives to the United Nations	19,268,185	-	399,817	399,817	19,668,002
1151	Embassy of the Republic of Maldives in London, United Ki	18,800,880	-	-	-	18,800,880
1152	Embassy of the Republic of Maldives in New Delhi, India	17,750,484	-	279,762	279,762	18,030,246
1153	Consulate of the Republic of Maldives in Thiruvananthap	11,889,631	-	168,749	168,749	12,058,380
1154	Embassy of the Republic of Maldives in Kuala Lumpur, Mc	36,295,987	-	-	-	36,295,987
1155	Embassy of the Republic of Maldives in Japan	9,049,670	-	806,607	806,607	9,856,277
1157	Embassy of the Republic of Maldives in Beijing, China	12,181,585	-	46,987	46,987	12,228,572
1158	Embassy of the Republic of Maldives in Riyadh, Saudi Ara	16,169,365	-	1,313,445	1,313,445	17,482,810
1159	Permanent Mission of Maldives to the United Nations, Ger	17,475,372	-	73,100	73,100	17,548,472
1160	Embassy of the Republic of Maldives in Islamabad, Pakis:	8,316,685	-	15,856	15,856	8,332,541
1161	Maldives Mission to the European Union, Brussels, Belgiur	11,165,125	-	47,555	47,555	11,212,680
1162	Embassy of Republic of Maldives in Singapore	15,689,026	-	67,791	67,791	15,756,817
1274	Embassy of the Republic of Maldives in Abu Dhabi, Unitec	18,826,521	-	130,789	130,789	18,957,310
1519	Embassy of the Republic of Maldives in Berlin, Germany	15,095,402	-	287,866	287,866	15,383,268
1525	Embassy of the Republic of Maldives in Thailand	23,838,553	-	625,967	625,967	24,464,520
1536	Consulate of the Republic of Maldives in Jeddah, KSA	9,527,954	-	1,012,817	1,012,817	10,540,771
1156	Embassy of the Republic of Maldives in United States of A	12,581,265	-	10,700	10,700	12,591,965

		Total	Capital		Total	Total
		Recurrent	PSIP	Other Capital	Capital	
S27	Ministry of Health	1,639,128,140	348,994,096	89,559,764	438,553,860	2,077,682,000
1163	Ministry of Health	294,401,456	348,994,096	69,815,338	418,809,434	713,210,890
1164	Health Protection Agency	37,193,105	-	169,800	169,800	37,362,905
1191	Maldives Food & Drug Authority	30,406,364	-	775,400	775,400	31,181,764
1507	Maldives Blood Service	49,657,889	-	133,399	133,399	49,791,288
1186	Dhamanaveshi	10,434,937	-	203,600	203,600	10,638,537
1173	HA. Atoll Hospital	128,017,648	-	1,377,634	1,377,634	129,395,282
1174	SH. Atoll Hospital	116,759,245	-	1,322,178	1,322,178	118,081,423
1175	N. Atoll Hospital	101,890,226	-	1,372,399	1,372,399	103,262,625
1176	B. Atoll Hospital	98,261,128	-	1,627,372	1,627,372	99,888,500
1177	LH. Atoll Hospital	77,261,310	-	797,173	797,173	78,058,483
1497	K. Atoll Health Services	65,956,679	-	1,096,085	1,096,085	67,052,764
1178	AA. Atoll Hospital	57,707,096	-	1,137,675	1,137,675	58,844,771
1179	ADH. Atoll Hospital	89,286,967	-	1,164,467	1,164,467	90,451,434
1180	V. Atoll Hospital	26,407,940	-	493,783	493,783	26,901,723
1170	M. Regional Hospital	64,547,967	-	1,114,984	1,114,984	65,662,951
1181	F. Atoll Hospital	64,379,285	-	945,950	945,950	65,325,235
1182	DH. Atoll Hospital	61,914,466	-	830,208	830,208	62,744,674
1183	TH. Atoll Hospital	109,341,048	-	2,763,403	2,763,403	112,104,451
1184	GA. Atoll Hospital	101,261,101	-	1,455,192	1,455,192	102,716,293
1185	Gn. Atoll Hospital	51,286,878	-	675,270	675,270	51,962,148
1548	National Mental Health Department	2,755,405	-	288,454	288,454	3,043,859
S42	Indira Gandhi Memorial Hospital	1,504,289,370	3,752,053	30,410,630	34,162,683	1,538,452,053
1166	Indira Gandhi Memorial Hospital	1,455,035,872	3,752,053	26,051,558	29,803,611	1,484,839,483
1187	Villingili Hospital	49,253,498	-	4,359,072	4,359,072	53,612,570
S62	Hulhumale Hospital	396,200,331	15,991,933	13,799,669	29,791,602	425,991,933
1188	Hulhumale Hospital	396,200,331	15,991,933	13,799,669	29,791,602	425,991,933
S58	Kulhudhuffushi Regional Hospital	278,712,782	5,865,609	6,287,218	12,152,827	290,865,609
1167	Kulhudhuffushi Regional Hospital	278,712,782	5,865,609	6,287,218	12,152,827	290,865,609
S63	Ungoofaaru Regional Hospital	198,052,000	4,276,797	3,148,000	7,424,797	205,476,797
1168	Ungoofaaru Regional Hospital	198,052,000	4,276,797	3,148,000	7,424,797	205,476,797
S61	Gan Regional Hospital	181,300,000	16,331,653	2,000,000	18,331,653	199,631,653
1172	Gan Regional Hospital	181,300,000	16,331,653	2,000,000	18,331,653	199,631,653
S64	Abdul Samad Memorial Hospital	204,131,627	3,951,792	7,177,933	11,129,725	215,261,352
1171	Abdul Samad Memorial Hospital	204,131,627	3,951,792	7,177,933	11,129,725	215,261,352
S59	Addu Equatorial Hospital	279,087,117	30,471,750	5,912,883	36,384,633	315,471,750
1169	Addu Equatorial Hospital	279,087,117	30,471,750	5,912,883	36,384,633	315,471,750
S28	Ministry of Economic Development & Trade	166,560,681	367,159,814	92,387,604	459,547,418	626,108,099
1202	Ministry of Economic Development & Trade	147,813,078	2,604,560	92,387,604	94,992,164	242,805,242
1517	Invest Maldives	18,747,603	364,555,254	-	364,555,254	383,302,857
S50	Ministry of Transport & Civil Aviation	40,227,500	-	1,472,500	1,472,500	41,700,000
1530	Ministry of Transport & Civil Aviation	40,227,500	-	1,472,500	1,472,500	41,700,000
S29	Ministry of Tourism	34,040,109	149,106	433,200	582,306	34,622,415
1204	Ministry of Tourism	34,040,109	149,106	433,200	582,306	34,622,415

		Total	Capital		Total	Total
		Recurrent	PSIP	Other Capital	Capital	
S30	Ministry of Sports, Fitness & Recreation	182,465,796	285,155,966	3,632,225	288,788,191	471,253,987
1215	Ministry of Sports, Fitness & Recreation	182,465,796	285,155,966	3,632,225	288,788,191	471,253,987
S67	Ministry of Youth Empowerment, Information & Arts	82,975,255	2,152,029	456,950	2,608,979	85,584,234
1554	Ministry of Youth Empowerment, Information & Arts	55,622,685	215,844	-	215,844	55,838,529
1210	National Library	7,915,300	-	52,700	52,700	7,968,000
1211	National Centre for the Arts	10,026,800	1,936,185	34,000	1,970,185	11,996,985
1213	National Bureau of Classification	3,786,550	-	330,250	330,250	4,116,800
1506	National Archives	5,623,920	-	40,000	40,000	5,663,920
S52	Ministry of Dhivehi Language, Culture & Heritage	98,748,618	3,515,165	468,227	3,983,392	102,732,010
1532	Ministry of Dhivehi Language, Culture & Heritage	78,787,995	548,401	245,250	793,651	79,581,646
1269	Dhivehi Language Academy	6,824,100	-	77,900	77,900	6,902,000
1271	National Centre for Cultural Heritage	13,136,523	2,966,764	145,077	3,111,841	16,248,364
S31	Ministry of Construction & Infrastructure	113,973,476	4,610,569,463	3,939,707	4,614,509,170	4,728,482,646
1224	Ministry of Construction & Infrastructure	113,973,476	4,610,569,463	3,939,707	4,614,509,170	4,728,482,646
S49	Ministry of Housing, Land & Urban Development	47,689,052	445,384,468	802,874	446,187,342	493,876,394
1529	Ministry of Housing, Land & Urban Development	24,301,733	445,384,468	-	445,384,468	469,686,201
1011	Maldives Bureau of Statistics	14,055,129	-	135,064	135,064	14,190,193
1483	Maldives Land and Survey Authority	9,332,190	-	667,810	667,810	10,000,000
S32	Ministry of Fisheries & Ocean Resources	43,648,654	85,629,345	8,624,890	94,254,235	137,902,889
1233	Ministry of Fisheries & Ocean Resources	43,648,654	85,629,345	8,624,890	94,254,235	137,902,889
S66	Ministry of Agriculture & Animal Welfare	24,964,340	6,777,251	109,000	6,886,251	31,850,591
1555	Ministry of Agriculture & Animal Welfare	24,964,340	6,777,251	109,000	6,886,251	31,850,591
S33	Ministry of Islamic Affairs	317,294,568	47,971,482	6,025,264	53,996,746	371,291,314
1240	Ministry of Islamic Affairs	295,562,226	47,971,482	5,037,774	53,009,256	348,571,482
1241	Center for the Holy Quran	18,517,342	-	902,490	902,490	19,419,832
1534	Islamee Fathuvadhey Majilis	3,215,000	-	85,000	85,000	3,300,000
S34	Ministry of Climate Change, Environment & Energy	180,921,561	865,250,799	15,418,639	880,669,438	1,061,590,999
1229	Ministry of Climate Change, Environment & Energy	110,293,165	865,250,799	12,434,120	877,684,919	987,978,084
1228	Maldives Meteorological Service	35,749,456	-	1,240,939	1,240,939	36,990,395
1230	Utility Regulatory Authority	19,243,000	-	1,332,000	1,332,000	20,575,000
1231	Environmental Protection Agency	15,635,940	-	411,580	411,580	16,047,520
S36	Ministry of Social & Family Development	240,121,465	7,043,568	5,226,714	12,270,282	252,391,747
1510	Ministry of Social & Family Development	54,557,271	7,043,568	2,657,820	9,701,388	64,258,659
1194	Home for People with Special Needs	44,658,370	-	300,001	300,001	44,958,371
1196	Family & Children Service Centres	76,786,030	-	750,000	750,000	77,536,030
1516	Fiyavathi	27,855,778	-	250,000	250,000	28,105,778
1539	Child & Family Protection Service	25,055,018	-	369,883	369,883	25,424,901
1551	Villingili Social Service Centre	9,185,514	-	599,010	599,010	9,784,524
1552	Elderly Social Centres	2,023,484	-	300,000	300,000	2,323,484
S41	National Social Protection Agency	3,474,575,385	-	3,975,500	3,975,500	3,478,550,885
1250	National Social Protection Agency	3,474,575,385	-	3,975,500	3,975,500	3,478,550,885
S68	Ministry of Cities, Local Government & Public Works	86,385,702	-	1,531,299	1,531,299	87,917,001
1556	Ministry of Cities, Local Government & Public Works	77,793,837	-	1,010,899	1,010,899	78,804,736
1239	Communications Authority of Maldives	8,591,865	-	520,400	520,400	9,112,265

		Total	Capital		Total	Total
		Recurrent	PSIP	Other Capital	Capital	
S43	Councils	2,212,253,363	-	-	-	2,212,253,363
1477	Male' City Council	188,582,994	-	-	-	188,582,994
1277	Addu City Council	95,314,961	-	-	-	95,314,961
1476	Fuvamulaku City Council	55,701,750	-	-	-	55,701,750
1304	Kulhudhuffushee City Council	57,800,067	-	-	-	57,800,067
1475	Thinadhoo City Council	45,050,900	-	-	-	45,050,900
1281	HA. Atoll Council	14,300,760	-	-	-	14,300,760
1282	HA. Thuraakunu Council	6,080,035	-	-	-	6,080,035
1283	HA. Uligamu Council	6,306,806	-	-	-	6,306,806
1284	HA. Molhadhoo Council	5,726,159	-	-	-	5,726,159
1285	HA. Hoarafushee Council	13,160,809	-	-	-	13,160,809
1286	HA. Ihavandhoo Council	18,355,756	-	-	-	18,355,756
1287	HA. Kelaa Council	10,041,694	-	-	-	10,041,694
1288	HA. Vashafaru Council	5,504,224	-	-	-	5,504,224
1289	HA. Dhidhdhoo Council	20,753,873	-	-	-	20,753,873
1290	HA. Filladhoo Council	8,292,466	-	-	-	8,292,466
1291	HA. Maarandhoo Council	7,281,592	-	-	-	7,281,592
1292	HA. Thakandhoo Council	4,901,146	-	-	-	4,901,146
1280	HA. Utheemu Council	6,751,655	-	-	-	6,751,655
1293	HA. Muraidhoo Council	6,071,544	-	-	-	6,071,544
1294	HA. Baarashu Council	10,854,579	-	-	-	10,854,579
1295	HDh. Atoll Council	13,396,870	-	-	-	13,396,870
1296	HDh. Hanimaadhoo Council	15,899,212	-	-	-	15,899,212
1297	HDh. Finey Council	6,230,833	-	-	-	6,230,833
1298	HDh. Naivaadhoo Council	5,935,969	-	-	-	5,935,969
1299	HDh. Hirimaradhoo Council	4,982,442	-	-	-	4,982,442
1300	HDh. Nolvhivaranfaru Council	10,868,976	-	-	-	10,868,976
1301	HDh. Nellaidhoo Council	9,049,411	-	-	-	9,049,411
1302	HDh. Nolvhivaramu Council	14,907,422	-	-	-	14,907,422
1303	HDh. Kurinbee Council	6,761,214	-	-	-	6,761,214
1305	HDh. Kumundhoo Council	9,645,850	-	-	-	9,645,850
1306	HDh. Neykurendhoo Council	7,716,159	-	-	-	7,716,159
1307	HDh. Vaikaradhoo Council	7,877,195	-	-	-	7,877,195
1308	HDh. Makunudhoo Council	10,782,094	-	-	-	10,782,094
1309	Sh. Atoll Council	14,810,679	-	-	-	14,810,679
1310	Sh. Kanditheemu Council	10,877,384	-	-	-	10,877,384
1311	Sh. Noomaraa Council	6,040,558	-	-	-	6,040,558
1312	Sh. Goidhoo Council	7,550,988	-	-	-	7,550,988
1313	Sh. Feydhoo Council	8,345,175	-	-	-	8,345,175
1314	Sh. Feevaku Council	7,727,294	-	-	-	7,727,294
1315	Sh. Bileiyfahee Council	6,831,805	-	-	-	6,831,805
1316	Sh. Foakaidhoo Council	11,872,582	-	-	-	11,872,582
1317	Sh. Narudhoo Council	6,203,065	-	-	-	6,203,065
1318	Sh. Maroshee Council	6,039,311	-	-	-	6,039,311

		Total	Capital		Total	Total
		Recurrent	PSIP	Other Capital	Capital	
1319	Sh. Lhaimagu Council	6,369,801	-	-	-	6,369,801
1320	Sh. Komandoo Council	8,475,949	-	-	-	8,475,949
1321	Sh. Maaungoodhoo Council	8,693,737	-	-	-	8,693,737
1322	Sh. Funadhoo Council	14,778,968	-	-	-	14,778,968
1323	Sh. Milandhoo Council	14,874,550	-	-	-	14,874,550
1324	N. Atoll Council	12,905,037	-	-	-	12,905,037
1325	N. Henbadhoo Council	6,643,675	-	-	-	6,643,675
1326	N. Kendhikulhudhoo Council	12,878,233	-	-	-	12,878,233
1327	N. Maalhendhoo Council	7,360,567	-	-	-	7,360,567
1328	N. Kudafaree Council	6,472,124	-	-	-	6,472,124
1329	N. Landhoo Council	7,694,579	-	-	-	7,694,579
1330	N. Maafaru Council	8,579,174	-	-	-	8,579,174
1331	N. Lhohee Council	6,720,041	-	-	-	6,720,041
1332	N. Miladhoo Council	7,644,892	-	-	-	7,644,892
1333	N. Magoodhoo Council	4,892,821	-	-	-	4,892,821
1334	N. Manadhoo Council	11,309,927	-	-	-	11,309,927
1335	N. Holhudhoo Council	10,652,260	-	-	-	10,652,260
1336	N. Fodhdhoo Council	4,748,994	-	-	-	4,748,994
1337	N. Velidhoo Council	11,889,617	-	-	-	11,889,617
1338	R. Atoll Council	14,755,519	-	-	-	14,755,519
1339	R. Alifushee Council	11,927,078	-	-	-	11,927,078
1340	R. Vaadhoo Council	5,774,834	-	-	-	5,774,834
1341	R. Rasgetheemu Council	6,360,501	-	-	-	6,360,501
1342	R. Angolhitheemu Council	5,252,649	-	-	-	5,252,649
1344	R. Ungoofaaru Council	11,426,027	-	-	-	11,426,027
1346	R. Maakurathu Council	8,240,353	-	-	-	8,240,353
1347	R. Rasmaadhoo Council	5,881,632	-	-	-	5,881,632
1348	R. Innamaadhoo Council	6,179,966	-	-	-	6,179,966
1349	R. Maduhvaree Council	12,139,251	-	-	-	12,139,251
1350	R. Inguraidhoo Council	10,074,335	-	-	-	10,074,335
1352	R. Fainu Council	6,062,572	-	-	-	6,062,572
1351	R. Meedhoo Council	12,820,668	-	-	-	12,820,668
1353	R. Kinolhahu Council	6,668,921	-	-	-	6,668,921
1343	R. Hulhudhuffaaru Council	9,697,709	-	-	-	9,697,709
1345	R. Dhuvaafaru Council	20,251,087	-	-	-	20,251,087
1354	B. Atoll Council	12,409,487	-	-	-	12,409,487
1355	B. Kudarikilu Council	5,667,101	-	-	-	5,667,101
1356	B. Kamadhoo Council	5,385,044	-	-	-	5,385,044
1357	B. Kendhoo Council	7,929,910	-	-	-	7,929,910
1358	B. Kihaadhoo Council	5,950,899	-	-	-	5,950,899
1359	B. Dhonfanu Council	5,019,032	-	-	-	5,019,032
1360	B. Dharavandhoo Council	7,780,981	-	-	-	7,780,981
1361	B. Maalhohu Council	6,019,736	-	-	-	6,019,736
1362	B. Eydhafushee Council	15,807,215	-	-	-	15,807,215

		Total	Capital		Total	Total
		Recurrent	PSIP	Other Capital	Capital	
1363	B. Thulhaadhoo Council	11,776,312	-	-	-	11,776,312
1364	B. Hithaadhoo Council	7,178,090	-	-	-	7,178,090
1365	B. Fulhadhoo Council	4,485,819	-	-	-	4,485,819
1366	B. Fehendhoo Council	4,529,226	-	-	-	4,529,226
1367	B. Goidhoo Council	7,543,954	-	-	-	7,543,954
1368	Lh. Atoll Council	11,007,374	-	-	-	11,007,374
1369	Lh. Hinnavaru Council	14,852,318	-	-	-	14,852,318
1370	Lh. Naifaru Council	25,892,093	-	-	-	25,892,093
1371	Lh. Kurendhoo Council	8,856,974	-	-	-	8,856,974
1372	Lh. Olhuvelifushee Council	7,199,452	-	-	-	7,199,452
1373	K. Atoll Council	14,070,005	-	-	-	14,070,005
1279	K. Kaashidhoo Council	15,818,667	-	-	-	15,818,667
1374	K. Gaafaru Council	10,052,626	-	-	-	10,052,626
1375	K. Dhiffushee Council	9,007,909	-	-	-	9,007,909
1376	K. Thulusdhoo Council	9,849,334	-	-	-	9,849,334
1377	K. Huraa Council	10,122,111	-	-	-	10,122,111
1378	K. Himmafushee Council	11,724,088	-	-	-	11,724,088
1379	K. Gulhee Council	8,509,071	-	-	-	8,509,071
1380	K. Maafushee Council	20,946,949	-	-	-	20,946,949
1381	K. Guraidhoo Council	12,273,723	-	-	-	12,273,723
1382	AA. Atoll Council	11,523,014	-	-	-	11,523,014
1383	AA. Thoddoo Council	12,144,149	-	-	-	12,144,149
1384	AA. Rasdhoo Council	8,638,166	-	-	-	8,638,166
1385	AA. Ukulhahu Council	8,888,449	-	-	-	8,888,449
1387	AA. Bodufolhudhoo Council	7,110,480	-	-	-	7,110,480
1386	AA. Mathiverree Council	8,145,080	-	-	-	8,145,080
1388	AA. Feridhoo Council	6,376,225	-	-	-	6,376,225
1389	AA. Maalhohu Council	6,348,335	-	-	-	6,348,335
1390	AA. Himandhoo Council	7,791,296	-	-	-	7,791,296
1391	ADh. Atoll Council	11,952,924	-	-	-	11,952,924
1392	ADh. Hanyaameedhoo Council	5,482,464	-	-	-	5,482,464
1393	ADh. Omadhoo Council	7,139,040	-	-	-	7,139,040
1394	ADh. Kunburudhoo Council	5,140,380	-	-	-	5,140,380
1395	ADh. Mahibadhoo Council	13,479,543	-	-	-	13,479,543
1396	ADh. Mandhoo Council	5,063,322	-	-	-	5,063,322
1397	ADh. Dhangethee Council	7,079,417	-	-	-	7,079,417
1398	ADh. Dhigurashu Council	6,595,190	-	-	-	6,595,190
1400	ADh. Fenfushee Council	7,955,393	-	-	-	7,955,393
1399	ADh. Dhidhdhoo Council	3,627,668	-	-	-	3,627,668
1401	ADh. Maamigilee Council	17,171,932	-	-	-	17,171,932
1402	V. Atoll Council	8,696,486	-	-	-	8,696,486
1403	V. Fulidhoo Council	4,575,878	-	-	-	4,575,878
1404	V. Thinadhoo Council	3,576,287	-	-	-	3,576,287
1405	V. Felidhoo Council	5,309,666	-	-	-	5,309,666

		Total	Capital		Total	Total
		Recurrent	PSIP	Other Capital	Capital	
1406	V. Keyodhoo Council	5,827,849	-	-	-	5,827,849
1407	V. Rakeedhoo Council	3,094,360	-	-	-	3,094,360
1408	M. Atoll Council	9,992,177	-	-	-	9,992,177
1409	M. Raiymandhoo Council	3,946,817	-	-	-	3,946,817
1410	M. Veyvashu Council	4,712,216	-	-	-	4,712,216
1411	M. Mulaku Council	10,552,970	-	-	-	10,552,970
1412	M. Mulee Council	7,449,276	-	-	-	7,449,276
1413	M. Naalaafushee Council	5,256,930	-	-	-	5,256,930
1414	M. Kolhufushee Council	7,782,905	-	-	-	7,782,905
1415	M. Dhiggaru Council	8,768,278	-	-	-	8,768,278
1416	M. Maduvvaree Council	4,548,104	-	-	-	4,548,104
1417	F. Atoll Council	9,726,239	-	-	-	9,726,239
1418	F. Feealee Council	8,288,248	-	-	-	8,288,248
1419	F. Bileiydhoo Council	8,467,631	-	-	-	8,467,631
1420	F. Magoodhoo Council	7,073,555	-	-	-	7,073,555
1421	F. Dharanboodhoo Council	5,289,925	-	-	-	5,289,925
1422	F. Nilandhoo Council	12,226,945	-	-	-	12,226,945
1423	Dh. Atoll Council	10,676,262	-	-	-	10,676,262
1424	Dh. Meedhoo Council	8,141,667	-	-	-	8,141,667
1425	Dh. Bandidhoo Council	6,347,731	-	-	-	6,347,731
1426	Dh. Rinbudhoo Council	5,039,548	-	-	-	5,039,548
1427	Dh. Hulhudhelee Council	7,324,606	-	-	-	7,324,606
1429	Dh. Maadenboodoo Council	6,529,671	-	-	-	6,529,671
1430	Dh. Kudahuvadhoo Council	18,875,958	-	-	-	18,875,958
1431	Th. Atoll Council	12,972,993	-	-	-	12,972,993
1432	Th. Burunee Council	5,769,069	-	-	-	5,769,069
1433	Th. Vilufushee Council	9,373,195	-	-	-	9,373,195
1434	Th. Madifushee Council	8,169,684	-	-	-	8,169,684
1435	Th. Dhiyamigilee Council	7,067,620	-	-	-	7,067,620
1436	Th. Guraidhoo Council	10,317,473	-	-	-	10,317,473
1437	Th. Kandoodhoo Council	5,776,581	-	-	-	5,776,581
1438	Th. Vandhoo Council	5,126,431	-	-	-	5,126,431
1439	Th. Hirilandhoo Council	9,164,762	-	-	-	9,164,762
1440	Th. Gaadhiffushee Council	4,441,354	-	-	-	4,441,354
1441	Th. Thimarafushee Council	9,629,538	-	-	-	9,629,538
1442	Th. Veymandoo Council	9,659,931	-	-	-	9,659,931
1443	Th. Kinbidhoo Council	7,263,731	-	-	-	7,263,731
1444	Th. Omadhoo Council	5,551,404	-	-	-	5,551,404
1445	L. Atoll Council	13,998,831	-	-	-	13,998,831
1446	L. Isdhoo Council	9,441,907	-	-	-	9,441,907
1447	L. Dhanbidhoo Council	6,876,806	-	-	-	6,876,806
1448	L. Maabaidhoo Council	6,280,696	-	-	-	6,280,696
1449	L. Mundoo Council	4,209,744	-	-	-	4,209,744
1508	L. Kalaidhoo Council	8,595,644	-	-	-	8,595,644

		Total	Capital		Total	Total
		Recurrent	PSIP	Other Capital	Capital	
1450	L. Gamu Council	28,645,431	-	-	-	28,645,431
1451	L. Maavashu Council	11,070,368	-	-	-	11,070,368
1452	L. Fonadhoo Council	19,318,433	-	-	-	19,318,433
1454	L. Maamendhoo Council	7,624,898	-	-	-	7,624,898
1455	L. Hithadhoo Council	9,722,327	-	-	-	9,722,327
1456	L. Kunahandhoo Council	7,140,060	-	-	-	7,140,060
1457	GA. Atoll Council	12,136,734	-	-	-	12,136,734
1458	GA. Kolamaafushee Council	6,799,437	-	-	-	6,799,437
1459	GA. Vilingilee Council	17,494,414	-	-	-	17,494,414
1460	GA. Maamendhoo Council	9,464,653	-	-	-	9,464,653
1461	GA. Nilandhoo Council	6,762,399	-	-	-	6,762,399
1462	GA. Dhaandhoo Council	8,539,266	-	-	-	8,539,266
1463	GA. Dhevvdhoo Council	6,640,254	-	-	-	6,640,254
1464	GA. Kondey Council	5,882,771	-	-	-	5,882,771
1465	GA. Gemanafushee Council	10,803,308	-	-	-	10,803,308
1466	GA. Kanduhulhuhdoo Council	7,165,330	-	-	-	7,165,330
1278	GDh. Atoll Council	11,893,945	-	-	-	11,893,945
1467	GDh. Madavelee Council	10,789,384	-	-	-	10,789,384
1468	GDh. Hoadedhdhoo Council	8,146,756	-	-	-	8,146,756
1469	GDh. Nadalla Council	6,992,656	-	-	-	6,992,656
1470	GDh. Gadhdhoo Council	12,046,210	-	-	-	12,046,210
1471	GDh. Rathafandhoo Council	6,133,308	-	-	-	6,133,308
1472	GDh. Vaadhoo Council	7,620,338	-	-	-	7,620,338
1473	GDh. Fiyoaree Council	7,384,570	-	-	-	7,384,570
1474	GDh. Faresmaathodaa Council	8,648,261	-	-	-	8,648,261

4.5 Total Budget by AGA

In MVR

		2022	2023	2024	2025	2026
		Actual	Revised	Approved	Approved	Approved
Total		42,828,320,054	49,350,071,800	49,855,823,653	#####	60,264,141,769
S01	Presidents Office	187,099,174	204,724,630	204,600,000	201,900,000	203,300,000
1001	Presidents Office	155,996,278	169,672,464	167,410,779	168,663,854	169,833,391
1003	Official Residence of the President	24,047,304	27,322,826	28,807,826	25,698,753	25,876,951
1005	Official Residence of the Vice President	7,055,592	7,729,340	8,381,395	7,537,393	7,589,658
S02	People's Majlis	165,055,677	176,560,381	207,237,420	191,771,420	199,471,420
1242	People's Majlis	161,802,426	174,254,244	203,431,820	188,119,750	195,630,402
1544	Official Residence of the Speaker	3,253,251	2,306,137	3,805,600	3,651,670	3,841,018
S04	Department of Judicial Administration	495,546,975	525,428,924	585,856,037	585,693,950	585,034,772
1264	Department of Judicial Administration	106,150,405	123,047,267	138,096,037	137,878,950	139,219,772
1545	Official Residence of the Chief Justice	-	1,450,781	3,140,000	3,140,000	3,140,000
1248	Supreme Court of the Maldives	24,727,538	22,640,380	26,060,000	26,060,000	26,060,000
1249	High Court	27,468,757	26,035,663	30,800,000	30,800,000	30,800,000
1252	Civil Court	37,601,760	38,243,391	43,000,000	43,000,000	43,000,000
1253	Criminal Court	30,020,674	30,314,814	37,000,000	37,000,000	37,000,000
1254	Family Court	25,585,768	25,808,518	26,000,000	26,000,000	26,000,000
1255	Juvenile Court	8,985,234	8,929,357	9,700,000	9,500,000	9,500,000
1486	Drug Court	12,896,333	12,759,094	12,800,000	13,000,000	13,000,000
1251	Magistrate Courts	222,110,506	236,199,659	259,260,000	259,315,000	257,315,000
S03	Judicial Service Commission	15,094,478	17,061,378	18,300,000	18,431,000	18,531,000
1247	Judicial Service Commission	15,094,478	17,061,378	18,300,000	18,431,000	18,531,000
S05	Elections Commission	59,128,181	172,305,828	93,600,000	32,848,000	102,648,000
1244	Elections Commission	59,128,181	172,305,828	93,600,000	32,848,000	102,648,000
S06	Civil Service Commission	30,154,317	35,878,814	32,800,000	31,900,000	32,000,000
1256	Civil Service Commission	30,154,317	35,878,814	32,800,000	31,900,000	32,000,000
S07	Human Rights Commission	28,442,584	31,394,036	31,800,000	31,900,000	32,000,000
1246	Human Rights Commission	28,442,584	31,394,036	31,800,000	31,900,000	32,000,000
S08	Anti-Corruption Commission	41,280,663	49,772,439	48,600,000	48,700,000	48,800,000
1245	Anti-Corruption Commission	41,280,663	49,772,439	48,600,000	48,700,000	48,800,000
S09	Auditor Generals Office	73,138,999	59,560,370	112,574,129	87,395,894	101,702,241
1243	Auditor General's Office	73,138,999	59,560,370	112,574,129	87,395,894	101,702,241
S10	Prosecutor Generals Office	67,359,392	69,790,843	72,680,183	71,900,000	72,100,000
1257	Prosecutor General's Office	67,359,392	69,790,843	72,680,183	71,900,000	72,100,000
S11	Maldives Inland Revenue Authority	100,430,935	109,468,613	121,600,000	122,000,000	122,300,000
1009	Maldives Inland revenue Authority	100,430,935	109,468,613	121,600,000	122,000,000	122,300,000
S12	Employment Tribunal	11,037,546	11,625,955	14,222,353	14,022,353	14,022,353
1222	Employment Tribunal	11,037,546	11,625,955	14,222,353	14,022,353	14,022,353

		2022	2023	2024	2025	2026
		Actual	Revised	Approved	Approved	Approved
S13	Maldives Media Council	5,286,640	4,947,868	5,259,460	5,259,460	5,259,460
1270	Maldives Media Council	5,286,640	4,947,868	5,259,460	5,259,460	5,259,460
S14	Maldives Broadcasting Commission	10,261,821	9,480,267	10,661,070	10,300,000	10,300,000
1478	Maldives Broadcasting Commission	10,261,821	9,480,267	10,661,070	10,300,000	10,300,000
S15	Tax Appeal Tribunal	10,497,955	10,519,573	14,634,690	13,787,360	13,887,360
1275	Tax Appeal Tribunal	10,497,955	10,519,573	14,634,690	13,787,360	13,887,360
S16	Local Government Authority	50,329,697	71,802,507	96,106,675	145,973,640	134,902,680
1276	Local Government Authority	50,329,697	71,802,507	96,106,675	145,973,640	134,902,680
S17	Information Commissioners Office	4,452,898	4,791,736	7,447,520	6,896,800	6,896,800
1512	Information Commissioner's Office	4,452,898	4,791,736	7,447,520	6,896,800	6,896,800
S18	National Integrity Commission	13,016,261	13,335,954	15,025,000	14,300,000	14,300,000
1515	National Integrity Commission	13,016,261	13,335,954	15,025,000	14,300,000	14,300,000
S44	Family Protection Authority	8,505,778	12,004,778	13,100,000	12,300,000	12,400,000
1505	Family Protection Authority	8,505,778	12,004,778	13,100,000	12,300,000	12,400,000
S60	Office of Ombudsperson for Transitional Justice	14,193,728	15,485,458	-	-	-
1542	Office of Ombudsperson for Transitional Justice	14,193,728	15,485,458	-	-	-
S57	Children's Ombudsperson's Office	8,878,189	9,412,664	10,251,366	9,864,906	9,978,851
1540	Children's Ombudsperson's Office	8,878,189	9,412,664	10,251,366	9,864,906	9,978,851
S46	Maldives Correctional Services	342,220,612	381,951,624	406,472,153	420,021,745	413,129,506
1025	Maldives Correctional Service	342,220,612	381,951,624	406,472,153	420,021,745	413,129,506
S40	Maldives Customs Services	241,295,439	245,907,547	247,396,730	243,471,639	240,500,000
1008	Maldives Customs Service	241,295,439	245,907,547	247,396,730	243,471,639	240,500,000
S39	Maldives Police Services	1,794,505,894	2,014,406,374	2,258,029,714	2,299,317,923	2,281,140,975
1027	Maldives Police Service	1,794,505,894	2,014,406,374	2,258,029,714	2,299,317,923	2,281,140,975
S53	National Disaster Management Authority	43,205,690	44,193,452	14,270,441	27,261,272	25,464,587
1014	National Disaster Management Authority	43,205,690	44,193,452	14,270,441	27,261,272	25,464,587
S56	Maldives International Arbitration Centre	4,087,345	5,551,510	6,400,000	6,500,000	6,500,000
1535	Maldives International Arbitration Centre	4,087,345	5,551,510	6,400,000	6,500,000	6,500,000
S35	Attorney Generals Office	42,770,807	32,015,899	44,100,000	34,300,000	34,400,000
1144	Attorney General's Office	42,770,807	32,015,899	44,100,000	34,300,000	34,400,000
S20	Ministry of Finance	573,631,994	871,669,741	1,168,461,982	1,500,642,545	634,284,978
1272	Ministry of Finance	573,631,994	871,669,741	1,168,461,982	1,500,642,545	634,284,978
S37	Special Budget	12,584,078,967	13,724,855,744	14,580,526,808	19,159,875,936	21,627,656,644
1265	Special Budget	12,584,078,967	13,724,855,744	14,580,526,808	19,159,875,936	21,627,656,644
S38	Pension Budget	1,500,445,223	1,581,038,663	1,719,000,000	1,863,400,000	2,019,700,000
1007	Pension Budget	1,500,445,223	1,581,038,663	1,719,000,000	1,863,400,000	2,019,700,000
S21	Ministry of Defense	30,791,111	27,633,221	18,975,793	18,700,000	18,800,000
1012	Ministry of Defence	29,438,578	25,532,584	16,774,127	16,498,334	16,598,334
1522	National Counterterrorism Centre	1,193,930	1,820,674	1,828,179	1,828,179	1,828,179
1546	Maldives Hydrographic Service	158,603	279,963	373,487	373,487	373,487

		2022	2023	2024	2025	2026
		Actual	Revised	Approved	Approved	Approved
S55	Aviation Security Command	140,599,416	147,935,382	158,941,704	159,041,704	159,141,704
1498	Aviation Security Command	140,599,416	147,935,382	158,941,704	159,041,704	159,141,704
S45	Maldives National Defense Force	1,560,738,100	1,609,484,934	1,751,623,828	1,773,620,920	1,709,422,000
1013	Maldives National Defense Force	1,560,738,100	1,609,484,934	1,751,623,828	1,773,620,920	1,709,422,000
S22	Ministry of Homeland Security & Technology	179,699,380	212,326,117	212,819,710	209,001,256	200,854,358
1016	Ministry of Homeland Security & Technology	85,365,299	100,108,644	68,215,635	64,762,450	56,491,643
1057	Department of Juvenile Justice	7,707,514	11,383,305	20,104,080	20,010,121	19,910,222
1026	Department of National Registrations	13,920,532	19,468,902	21,500,000	20,000,000	20,000,000
1238	National Centre For Information Technology	72,706,035	81,365,266	102,999,995	104,228,685	104,452,493
S47	Maldives Immigration	108,412,950	185,311,533	173,630,113	175,800,000	175,600,000
1029	Maldives Immigration	108,412,950	185,311,533	173,630,113	175,800,000	175,600,000
S65	National Drug Agency	88,096,718	106,559,799	117,625,154	129,687,389	126,924,364
1192	National Drug Agency	88,096,718	106,559,799	117,625,154	129,687,389	126,924,364
S23	Ministry of Education	3,525,813,804	3,825,122,871	4,010,158,096	4,321,309,342	4,065,849,145
1058	Ministry of Education	366,749,012	383,192,376	548,181,210	750,410,045	716,499,099
1060	Department of Public Examination	60,704,124	75,804,879	71,917,159	72,982,423	72,341,733
1518	Quality Assurance Department	6,145,278	6,568,605	8,570,006	8,646,914	8,726,130
1500	National Institute of Education	31,383,380	33,768,078	32,964,549	33,160,088	33,358,287
1533	Department of Inclusive Education	6,899,664	11,539,712	9,206,266	8,755,122	8,801,830
1062	MOE / Atoll School Construction	296,486,484	297,073,388	137,186,774	237,567,276	24,278,677
1063	MOE / Male' School Construction	65,846,483	118,819,115	6,281,124	11,530,958	115,000
1065	Majeediyya School	38,008,990	41,291,758	42,045,459	42,090,537	42,122,948
1066	Dharumavantha school	22,990,014	25,345,596	27,305,347	27,322,032	27,339,223
1067	Aminiyya School	49,569,378	55,282,869	56,568,388	56,587,908	56,605,533
1068	Iskandaru School	40,701,723	43,717,884	49,375,821	49,412,033	49,442,571
1069	Centre For Higher Secondary Education	27,663,579	28,225,093	31,638,222	31,663,508	31,686,591
1070	Al- Madrasathul Arabiyyathul Islamiyya	31,607,496	33,493,537	33,072,921	33,153,187	33,232,518
1071	Jamaaludeen School	40,299,567	43,853,550	46,890,434	46,930,218	46,963,390
1072	Thaajudeen School	38,875,904	42,531,495	46,093,604	46,129,874	46,162,174
1073	Kalaafaanu School	37,296,857	42,752,429	45,774,197	45,797,452	45,819,176
1075	Muhiyudeen School	27,852,877	31,001,457	34,964,460	35,015,545	35,054,218
1076	Imaadudeen School	43,571,257	46,031,177	47,212,543	47,231,359	47,247,391
1077	Ghaazee school	43,438,965	45,020,674	47,787,301	47,264,745	47,290,158
1526	Huravee School	50,171,215	58,124,372	66,726,369	66,763,664	66,798,461
1514	Rehendhi School	48,063,310	55,781,185	59,094,261	59,144,959	59,193,828
1547	Kaamil Didi Primary School	7,675,086	21,192,770	40,707,633	40,731,096	40,751,514
1543	Mohamed Qasim Pre-School	6,407,126	12,312,608	10,882,602	10,925,176	10,959,210
1261	Hiriya School	36,070,211	38,898,202	41,900,009	41,924,637	41,946,659
1537	Izzudeen School	11,906,439	16,248,384	21,762,361	21,782,373	21,799,192
1079	Ha.Atoll Education Centre	21,921,043	22,464,615	27,044,010	27,066,431	27,085,738

		2022	2023	2024	2025	2026
		Actual	Revised	Approved	Approved	Approved
1095	Ha.Atholhu Madharusaa	15,959,634	16,341,736	17,216,503	17,234,824	17,248,966
1080	Hdh.Atoll Education Centre	26,337,789	30,197,076	30,025,758	30,048,745	30,067,233
1081	Sh.Atoll Education Centre	11,154,847	12,000,190	11,579,255	11,599,323	11,616,652
1082	N.Atoll Education Centre	12,511,461	13,301,080	14,225,924	14,241,742	14,253,617
1083	R.Atoll Education Centre	18,920,472	20,085,342	20,224,538	20,244,611	20,262,610
1084	B.Atoll Education Centre	24,895,859	25,614,293	25,774,912	25,791,596	25,806,103
1085	LH.Atoll Education Centre	15,998,676	17,709,790	17,201,067	17,219,326	17,234,937
1111	Lh.Atoll School	11,761,222	13,006,002	11,527,307	11,527,307	11,527,307
1113	K.Atoll School	13,835,578	14,304,297	15,264,046	15,281,318	15,295,897
1086	Adh.Atoll Education Centre	16,815,897	18,558,550	19,134,445	19,153,550	19,169,869
1114	Adh.Atoll School	13,822,729	14,768,400	15,480,940	15,498,377	15,511,822
1087	F.Atoll Education Centre	20,202,823	21,257,681	21,684,275	21,693,732	21,702,486
1088	Dh.Atoll Education Centre	24,231,050	24,569,133	24,441,208	24,458,712	24,473,619
1089	TH.Atoll Education Centre	11,215,763	11,070,311	11,027,288	11,045,624	11,061,164
1090	L.Atoll Education Centre	21,818,263	23,927,096	24,777,676	24,794,401	24,808,947
1091	GA.Atoll Education Centre	20,675,509	22,679,123	23,475,028	23,498,457	23,518,695
1092	Gdh.Atoll Education Centre	16,797,037	18,716,072	18,502,925	18,226,431	18,246,176
1093	Gn.Atoll Education Centre	16,938,065	19,139,527	18,874,599	18,892,222	18,906,539
1096	Ihavandhoo School	24,257,635	26,366,662	26,406,413	26,424,879	26,440,556
1097	Seikh Ibrahim School	12,275,744	12,736,457	13,281,693	13,305,458	13,326,587
1098	Afeefudheen School	24,698,834	26,678,823	29,111,253	29,132,652	29,151,346
1099	Nolhivaram School	17,660,127	19,074,170	19,355,505	19,384,930	19,411,889
1100	Jalaaludeen School	22,860,639	25,129,089	24,960,832	24,981,410	24,999,482
1101	Sh.Atoll School	12,989,987	14,470,748	15,439,462	15,475,639	15,499,747
1102	Funadhoo School	18,235,337	18,758,590	19,230,391	19,246,808	19,261,042
1103	Milandhoo School	21,015,216	22,292,024	21,723,151	21,743,501	21,760,046
1104	Kendhikulhudhoo School	16,159,604	17,589,624	17,126,334	17,139,853	17,152,840
1105	Meyna School	17,458,042	18,354,078	18,404,026	18,420,955	18,435,712
1106	Ungoofaaruu School	12,780,991	13,425,504	15,258,795	15,283,367	15,301,583
1107	Alifushee School	15,661,969	16,334,987	18,321,144	18,330,670	18,340,476
1108	Maduvaree School	14,486,627	14,975,677	15,993,291	16,011,546	16,027,003
1109	Hulhudhufaaruu School	13,645,440	14,198,052	14,284,151	14,293,015	14,300,716
1110	Thulhaadhoo School	14,554,488	15,358,456	15,866,619	15,897,795	15,924,936
1112	Ifthithaah School	24,039,435	26,234,862	30,559,054	30,584,967	30,608,310
1115	Hamad Bin khaleefa Al Thani School	20,783,645	22,555,839	21,603,971	21,627,582	21,649,222
1116	L.Maavashu School	12,108,903	12,939,315	13,936,914	13,951,868	13,963,836
1117	Aboobakuru School	13,560,344	14,176,398	14,953,881	14,667,981	14,679,385
1504	Thinadhoo School	11,138,810	11,859,073	13,069,911	12,790,032	12,806,332
1118	Hafiz Ahmed School	22,259,259	22,225,402	23,687,181	23,705,103	23,720,125
1119	Mohamed Jamaaluddin School	23,553,885	25,512,726	24,796,699	24,827,044	24,854,862

		2022	2023	2024	2025	2026
		Actual	Revised	Approved	Approved	Approved
1122	Feydhoo School	19,882,321	21,349,869	21,701,178	21,729,603	21,755,538
1120	Hithadhoo School	28,713,914	30,193,158	29,546,170	29,567,422	29,586,634
1121	Sharafuddheen School	35,373,959	36,865,390	37,023,008	37,047,067	37,069,167
1123	Addu High School	19,677,240	20,664,004	23,523,023	23,544,156	23,562,797
1541	S. Atoll School	20,259,219	19,269,021	20,802,092	20,824,598	20,845,101
1501	Northern Education Unit	239,816,882	252,867,637	283,983,152	284,550,627	285,098,379
1521	North Central Education Unit	256,124,585	271,111,713	298,587,659	299,146,641	299,532,144
1502	Central Education Unit	234,383,764	245,959,135	261,874,834	262,454,623	262,868,231
1520	South Central Education Unit	323,467,907	339,394,097	364,256,805	364,861,061	365,245,736
1503	Southern Education Unit	189,730,916	200,509,877	224,262,545	224,224,056	224,596,254
1553	Salahuddin School	-	8,110,907	85,636,235	85,692,575	85,739,243
S48	Ministry of Higher Education, Labour & Skills Development	665,294,926	1,133,533,529	1,015,076,130	964,941,297	942,908,968
1129	Ministry of Higher Education, Labor and Skills Developm	637,877,147	1,100,468,752	975,533,238	924,943,057	902,621,378
1142	Maldives Qualification Authority	4,909,221	7,705,313	7,637,170	7,939,000	8,053,000
1263	Maldives Polytechnic	18,862,640	20,717,208	24,357,563	24,457,563	24,532,563
1482	Maldives National Skills Development Authority	3,645,918	4,642,256	4,736,098	4,789,616	4,889,966
1549	National Job Centre	-	-	2,812,061	2,812,061	2,812,061
S69	Labor Relations Authority	19,248,661	19,600,270	21,369,937	21,369,937	21,369,937
1511	Labour Relations Authority	19,248,661	19,600,270	21,369,937	21,369,937	21,369,937
S24	Maldives Islamic University	59,141,181	73,945,509	91,068,476	79,503,432	80,056,767
1141	Maldives Islamic University	59,141,181	73,945,509	91,068,476	79,503,432	80,056,767
S25	Maldives National University	179,231,358	211,223,920	229,379,260	237,100,767	225,400,000
1130	Maldives National University	37,737,345	38,354,560	43,729,261	50,950,768	39,250,001
1131	Faculty of Education	11,844,295	15,875,818	17,294,933	17,294,933	17,294,933
1132	Faculty of Health Sciences	12,651,590	15,190,324	17,000,000	17,000,000	17,000,000
1133	Faculty of Management & Computing	10,884,676	12,647,823	14,500,000	14,500,000	14,500,000
1134	Faculty of Engineering Technology	13,870,353	17,254,472	19,410,121	19,410,121	19,410,121
1135	Faculty of Hospitality and Tourism Studies	12,686,099	15,261,371	15,000,000	15,000,000	15,000,000
1136	Centre for Maritime Studies	3,196,414	3,457,038	4,500,000	4,500,000	4,500,000
1137	Center for Education Technology & Excellence	2,823,736	3,341,375	4,500,000	4,500,000	4,500,000
1139	Atoll Campuses	18,004,608	16,942,097	17,500,000	18,000,000	18,000,000
1140	Faculty of Arts	9,283,009	11,322,005	12,000,000	12,000,000	12,000,000
1266	National Law Library	4,530,959	6,101,453	7,000,000	7,000,000	7,000,000
1138	Faculty of Sharee'a and Law	11,369,860	14,611,351	15,500,000	15,500,000	15,500,000
1523	School of Nursing	11,803,420	15,130,771	17,294,945	17,294,945	17,294,945
1524	Centre for Foundation Studies	6,303,649	7,882,330	7,650,000	7,650,000	7,650,000
1527	School of Medicine	12,241,345	17,851,132	16,500,000	16,500,000	16,500,000
S26	Ministry of Foreign Affairs	281,815,667	169,912,641	407,200,000	409,000,000	410,600,000
1147	Ministry of Foreign Affairs	75,126,108	80,818,016	72,429,585	74,229,585	75,829,585
1148	Embassy of the Republic of Maldives in Dhaka, Banglaci	6,399,518	2,741,960	13,877,109	13,877,109	13,877,109

		2022	2023	2024	2025	2026
		Actual	Revised	Approved	Approved	Approved
1149	Embassy of the Republic of Maldives in Colombo, Sri La	20,110,372	8,020,776	41,683,808	41,683,808	41,683,808
1150	Permanent Mission of Maldives to the United Nations	23,872,771	6,870,439	19,668,002	19,668,002	19,668,002
1151	Embassy of the Republic of Maldives in London, United I	9,534,809	2,942,465	18,800,880	18,800,880	18,800,880
1152	Embassy of the Republic of Maldives in New Delhi, India	9,363,909	3,224,349	18,030,246	18,030,246	18,030,246
1153	Consulate of the Republic of Maldives in Thiruvanantha	6,481,619	2,230,708	12,058,380	12,058,380	12,058,380
1154	Embassy of the Republic of Maldives in Kuala Lumpur, M	20,045,532	7,907,478	36,295,987	36,295,987	36,295,987
1155	Embassy of the Republic of Maldives in Japan	10,194,220	5,667,896	9,856,277	9,856,277	9,856,277
1157	Embassy of the Republic of Maldives in Beijing, China	6,907,470	1,951,933	12,228,572	12,228,572	12,228,572
1158	Embassy of the Republic of Maldives in Riyadh, Saudi A	11,402,818	4,514,877	17,482,810	17,482,810	17,482,810
1159	Permanent Mission of Maldives to the United Nations, G	11,608,485	2,939,320	17,548,472	17,548,472	17,548,472
1160	Embassy of the Republic of Maldives in Islamabad, Pak	4,089,531	2,537,234	8,332,541	8,332,541	8,332,541
1161	Maldives Mission to the European Union, Brussels, Belgi	9,044,927	3,622,655	11,212,680	11,212,680	11,212,680
1162	Embassy of Republic of Maldives in Singapore	9,746,482	2,869,717	15,756,817	15,756,817	15,756,817
1274	Embassy of the Republic of Maldives in Abu Dhabi, Uniti	13,436,012	6,208,655	18,957,310	18,957,310	18,957,310
1519	Embassy of the Republic of Maldives in Berlin, Germany	10,697,190	7,567,143	15,383,268	15,383,268	15,383,268
1525	Embassy of the Republic of Maldives in Thailand	16,648,081	10,487,521	24,464,520	24,464,520	24,464,520
1536	Consulate of the Republic of Maldives in Jeddah, KSA	5,193,974	2,373,837	10,540,771	10,540,771	10,540,771
1156	Embassy of the Republic of Maldives in United States of	1,911,839	4,415,662	12,591,965	12,591,965	12,591,965
S27	Ministry of Health	1,542,707,522	1,901,988,939	2,077,682,000	2,230,992,948	2,122,751,491
1163	Ministry of Health	523,630,236	547,283,413	713,210,890	861,640,021	746,239,898
1164	Health Protection Agency	25,800,317	39,471,918	37,362,905	37,315,821	37,608,609
1191	Maldives Food & Drug Authority	25,073,781	26,827,411	31,181,764	31,230,441	31,280,505
1507	Maldives Blood Service	26,758,822	45,622,909	49,791,288	50,778,241	51,794,789
1186	Dhamanaveshi	7,209,983	9,066,748	10,638,537	10,650,134	10,662,060
1173	HA. Atoll Hospital	92,727,814	131,319,135	129,395,282	130,125,856	130,878,233
1174	SH. Atoll Hospital	94,708,203	122,081,882	118,081,423	118,433,555	118,925,798
1175	N. Atoll Hospital	73,936,822	98,058,171	103,262,625	103,769,065	104,290,539
1176	B. Atoll Hospital	74,774,735	99,493,849	99,888,500	100,255,454	100,720,016
1177	LH. Atoll Hospital	53,351,882	72,594,982	78,058,483	78,503,664	78,961,961
1497	K. Atoll Health Services	56,203,642	72,355,752	67,052,764	66,311,905	66,538,463
1178	AA. Atoll Hospital	47,206,266	58,223,002	58,844,771	58,993,473	59,146,382
1179	ADH. Atoll Hospital	64,726,561	86,585,613	90,451,434	90,583,942	91,107,052
1180	V. Atoll Hospital	23,073,074	25,258,207	26,901,723	27,047,964	27,198,551
1170	M. Regional Hospital	53,467,654	66,542,131	65,662,951	66,006,038	66,312,396
1181	F. Atoll Hospital	46,370,106	62,850,699	65,325,235	65,641,340	65,966,696
1182	DH. Atoll Hospital	52,090,460	64,265,312	62,744,674	63,009,793	63,282,637
1183	TH. Atoll Hospital	91,306,974	114,484,263	112,104,451	112,232,943	112,610,805
1184	GA. Atoll Hospital	72,297,800	101,825,865	102,716,293	103,142,276	103,580,733
1185	Gn. Atoll Hospital	37,992,390	57,777,677	51,962,148	52,258,736	52,564,130
1548	National Mental Health Department	-	-	3,043,859	3,062,286	3,081,238

		2022	2023	2024	2025	2026
		Actual	Revised	Approved	Approved	Approved
S42	Indira Gandhi Memorial Hospital	1,298,751,086	1,319,843,921	1,538,452,053	1,559,166,000	1,572,416,932
1166	Indira Gandhi Memorial Hospital	1,269,637,437	1,282,615,235	1,484,839,483	1,504,910,671	1,517,580,232
1187	Villingili Hospital	29,113,649	37,228,686	53,612,570	54,255,329	54,836,700
S62	Hulhumale Hospital	277,149,381	404,956,480	425,991,933	430,601,315	417,661,897
1188	Hulhumale Hospital	277,149,381	404,956,480	425,991,933	430,601,315	417,661,897
S58	Kulhudhuffushi Regional Hospital	231,507,208	283,670,385	290,865,609	299,071,960	291,174,400
1167	Kulhudhuffushi Regional Hospital	231,507,208	283,670,385	290,865,609	299,071,960	291,174,400
S63	Ungoofaaru Regional Hospital	158,882,420	209,512,094	205,476,797	210,657,377	210,958,575
1168	Ungoofaaru Regional Hospital	158,882,420	209,512,094	205,476,797	210,657,377	210,958,575
S61	Gan Regional Hospital	158,734,542	170,498,485	199,631,653	196,760,687	223,458,549
1172	Gan Regional Hospital	158,734,542	170,498,485	199,631,653	196,760,687	223,458,549
S64	Abdul Samad Memorial Hospital	140,240,979	194,491,659	215,261,352	223,876,459	215,851,805
1171	Abdul Samad Memorial Hospital	140,240,979	194,491,659	215,261,352	223,876,459	215,851,805
S59	Addu Equatorial Hospital	246,104,106	280,899,759	315,471,750	290,787,000	290,825,600
1169	Addu Equatorial Hospital	246,104,106	280,899,759	315,471,750	290,787,000	290,825,600
S28	Ministry of Economic Development & Trade	171,674,226	305,890,444	626,108,099	675,224,141	1,423,199,280
1202	Ministry of Economic Development & Trade	163,200,355	259,886,957	242,805,242	251,915,563	218,366,153
1517	Invest Maldives	8,473,871	46,003,487	383,302,857	423,308,578	1,204,833,127
S50	Ministry of Transport & Civil Aviation	40,459,068	45,226,957	41,700,000	42,100,000	42,500,000
1530	Ministry of Transport & Civil Aviation	40,461,068	45,226,957	41,700,000	42,100,000	42,500,000
1232	Transport Authority	(2,000)	-	-	-	-
S29	Ministry of Tourism	57,468,636	37,397,130	34,622,415	34,755,697	35,143,560
1204	Ministry of Tourism	57,468,636	37,397,130	34,622,415	34,755,697	35,143,560
S30	Ministry of Sports, Fitness & Recreation	407,137,544	469,686,106	471,253,987	539,971,021	458,407,755
1215	Ministry of Sports, Fitness & Recreation	407,137,544	469,686,106	471,253,987	539,971,021	458,407,755
S67	Ministry of Youth Empowerment, Information & Arts	26,552,169	29,976,469	85,584,234	85,744,933	89,525,016
1554	Ministry of Youth Empowerment, Information & Arts	-	-	55,838,529	56,248,263	57,101,196
1210	National Library	6,768,445	4,662,050	7,968,000	8,028,000	8,088,000
1211	National Centre for the Arts	12,055,133	16,590,385	11,996,985	11,614,300	14,407,800
1213	National Bureau of Classification	2,555,441	2,771,209	4,116,800	4,147,800	4,178,800
1506	National Archives	5,173,150	5,952,825	5,663,920	5,706,570	5,749,220
S52	Ministry of Dhivehi Language, Culture & Heritage	32,835,971	48,215,524	102,732,010	58,525,505	58,530,586
1532	Ministry of Dhivehi Language, Culture & Heritage	15,252,038	24,911,739	79,581,646	33,001,155	36,292,686
1269	Dhivehi Language Academy	6,386,218	6,072,696	6,902,000	6,953,750	7,005,500
1271	National Centre for Cultural Heritage	11,197,715	17,231,089	16,248,364	18,570,600	15,232,400
S31	Ministry of Construction & Infrastructure	7,254,485,408	8,551,988,307	4,728,482,646	6,189,346,340	6,686,258,514
1224	Ministry of Construction & Infrastructure	7,254,485,408	8,551,988,307	4,728,482,646	6,189,346,340	6,686,258,514
S49	Ministry of Housing, Land & Urban Development	61,833,560	23,229,701	493,876,394	484,460,339	573,358,798
1529	Ministry of Housing, Land & Urban Development	-	-	469,686,201	460,240,082	549,098,456
1011	Maldives Bureau of Statistics	55,003,912	16,780,482	14,190,193	14,220,257	14,260,342
1483	Maldives Land and Survey Authority	6,829,648	6,449,219	10,000,000	10,000,000	10,000,000

		2022	2023	2024	2025	2026
		Actual	Revised	Approved	Approved	Approved
S32	Ministry of Fisheries & Ocean Resources	149,228,218	263,511,042	137,902,889	166,078,817	136,551,474
1233	Ministry of Fisheries & Ocean Resources	149,228,218	263,511,042	137,902,889	166,078,817	136,551,474
S66	Ministry of Agriculture & Animal Welfare	-	-	31,850,591	38,714,922	29,687,112
1555	Ministry of Agriculture & Animal Welfare	-	-	31,850,591	38,714,922	29,687,112
S33	Ministry of Islamic Affairs	315,080,110	344,572,963	371,291,314	450,830,397	407,509,318
1240	Ministry of Islamic Affairs	296,704,488	324,354,324	348,571,482	428,060,565	384,689,486
1241	Center for the Holy Quran	16,508,102	17,650,132	19,419,832	19,469,832	19,519,832
1534	Islamee Fathuvadhey Majilis	1,867,520	2,568,507	3,300,000	3,300,000	3,300,000
S34	Ministry of Climate Change, Environment & Energy	532,896,323	1,161,135,187	1,061,590,999	1,176,377,108	612,178,017
1229	Ministry of Climate Change, Environment & Energy	483,214,944	1,097,103,052	987,978,084	1,098,008,240	533,234,006
1228	Maldives Meteorological Service	27,322,895	30,695,507	36,990,395	35,934,876	36,303,681
1230	Utility Regulatory Authority	9,851,380	17,373,532	20,575,000	24,487,636	24,487,636
1231	Environmental Protection Agency	12,507,104	15,963,096	16,047,520	17,946,356	18,152,694
S36	Ministry of Social & Family Development	199,672,545	226,685,768	252,391,747	247,967,385	247,413,269
1510	Ministry of Social & Family Development	48,097,679	61,121,841	64,258,659	58,034,298	56,108,753
1194	Home for People with Special Needs	38,865,000	41,361,596	44,958,371	45,047,825	45,302,441
1196	Family & Children Service Centres	64,946,006	70,841,335	77,536,030	78,504,384	78,933,984
1197	Kudakudhinge Hiyaa	6,606,582	5,692,149	-	-	-
1516	Fiyavathi	26,140,715	26,018,119	28,105,778	28,570,002	28,798,573
1539	Child & Family Protection Service	15,016,563	17,545,948	25,424,901	25,591,497	25,820,068
1551	Villingili Social Service Centre	-	3,773,383	9,784,524	9,892,979	10,121,550
1552	Elderly Social Centres	-	331,397	2,323,484	2,326,400	2,327,900
S41	National Social Protection Agency	2,519,042,733	3,036,725,435	3,478,550,885	4,249,865,596	4,392,776,899
1250	National Social Protection Agency	2,519,042,733	3,036,725,435	3,478,550,885	4,249,865,596	4,392,776,899
S68	Ministry of Cities, Local Government & Public Works	6,094,987	6,934,007	87,917,001	90,400,712	92,217,001
1556	Ministry of Cities, Local Government & Public Works	-	-	78,804,736	81,304,736	83,104,736
1239	Communications Authority of Maldives	6,094,987	6,934,007	9,112,265	9,095,976	9,112,265
S43	Councils	1,635,464,181	1,793,501,742	2,212,253,363	2,376,161,001	2,474,247,051
1477	Male' City Council	165,313,813	181,519,483	188,582,994	202,555,261	210,916,582
1277	Addu City Council	75,084,333	82,198,277	95,314,961	102,376,923	106,602,962
1476	Fuvamulaku City Council	47,495,241	51,933,771	55,701,750	59,828,738	62,298,421
1304	Kulhudhuffushee City Council	33,573,121	43,048,817	57,800,067	62,082,520	64,645,238
1475	Thinadhoo City Council	24,339,670	24,087,677	45,050,900	48,388,758	50,386,207
1281	HA. Atoll Council	9,587,083	11,844,615	14,300,760	15,360,315	15,994,377
1282	HA. Thuraakunu Council	4,534,606	5,161,333	6,080,035	6,530,509	6,800,084
1283	HA. Uligamu Council	4,775,208	5,273,494	6,306,806	6,774,082	7,053,711
1284	HA. Molhadhoo Council	4,253,422	4,770,495	5,726,159	6,150,415	6,404,299
1285	HA. Hoarafushee Council	10,669,022	11,098,468	13,160,809	14,135,904	14,719,423
1286	HA. Ihavandhoo Council	13,471,594	14,214,976	18,355,756	19,715,749	20,529,599
1287	HA. Kelaa Council	8,483,588	8,530,142	10,041,694	10,785,691	11,230,916

		2022	2023	2024	2025	2026
		Actual	Revised	Approved	Approved	Approved
1288	HA. Vashafaru Council	4,290,645	4,649,679	5,504,224	5,912,037	6,156,081
1289	HA. Dhidhdhoo Council	14,257,938	14,756,359	20,753,873	22,291,544	23,211,721
1290	HA. Filladhoo Council	6,559,831	6,599,093	8,292,466	8,906,861	9,274,530
1291	HA. Maarandhoo Council	5,479,945	5,916,566	7,281,592	7,821,091	8,143,940
1292	HA. Thakandhoo Council	4,124,024	4,433,381	4,901,146	5,264,276	5,481,581
1280	HA. Utheemu Council	5,059,391	5,466,484	6,751,655	7,251,891	7,551,243
1293	HA. Muraidhoo Council	4,455,137	4,979,347	6,071,544	6,521,390	6,790,588
1294	HA. Baarashu Council	9,102,577	9,485,644	10,854,579	11,658,803	12,140,069
1295	HDh. Atoll Council	8,700,851	10,846,716	13,396,870	14,389,455	14,983,440
1296	HDh. Hanimaadhoo Council	11,650,941	11,577,110	15,899,212	17,077,197	17,782,130
1297	HDh. Finney Council	4,740,520	5,092,003	6,230,833	6,692,481	6,968,741
1298	HDh. Naivaadhoo Council	4,296,127	4,841,607	5,935,969	6,375,770	6,638,956
1299	HDh. Hirimaradhoo Council	3,774,611	4,481,151	4,982,442	5,351,595	5,572,505
1300	HDh. Nolvivaranfaru Council	7,849,097	8,097,431	10,868,976	11,674,268	12,156,172
1301	HDh. Nellaidhoo Council	6,367,859	6,755,788	9,049,411	9,719,889	10,121,118
1302	HDh. Nolvivaramu Council	11,642,172	11,875,279	14,907,422	16,011,925	16,672,885
1303	HDh. Kurinbee Council	4,598,070	5,082,338	6,761,214	7,262,157	7,561,934
1305	HDh. Kumundhoo Council	6,940,721	7,491,906	9,645,850	10,360,519	10,788,193
1306	HDh. Neykurendhoo Council	7,257,707	6,802,993	7,716,159	8,287,855	8,629,971
1307	HDh. Vaikaradhoo Council	6,448,360	6,822,524	7,877,195	8,460,823	8,810,079
1308	HDh. Makunudhoo Council	8,319,175	8,786,049	10,782,094	11,580,948	12,059,000
1309	Sh. Atoll Council	10,128,795	12,497,555	14,810,679	15,908,014	16,564,685
1310	Sh. Kanditheemu Council	7,908,843	8,473,818	10,877,384	11,683,298	12,165,576
1311	Sh. Noomaraa Council	3,990,160	4,600,620	6,040,558	6,488,108	6,755,932
1312	Sh. Goidhoo Council	5,528,275	6,087,987	7,550,988	8,110,447	8,445,240
1313	Sh. Feydhoo Council	6,106,638	6,799,983	8,345,175	8,963,475	9,333,481
1314	Sh. Feevaku Council	5,434,167	5,849,399	7,727,294	8,299,815	8,642,425
1315	Sh. Bileiyfahee Council	5,828,674	5,578,033	6,831,805	7,337,979	7,640,885
1316	Sh. Foakaidhoo Council	8,409,612	8,871,195	11,872,582	12,752,231	13,278,633
1317	Sh. Narudhoo Council	4,442,320	4,973,401	6,203,065	6,662,655	6,937,684
1318	Sh. Maroshee Council	4,328,855	4,849,973	6,039,311	6,486,768	6,754,537
1319	Sh. Lhaimagu Council	4,873,062	5,373,634	6,369,801	6,841,744	7,124,166
1320	Sh. Komandoo Council	7,023,209	7,677,110	8,475,949	9,103,939	9,479,742
1321	Sh. Maaungoodhoo Council	5,476,067	6,258,482	8,693,737	9,337,863	9,723,322
1322	Sh. Funadhoo Council	11,697,092	12,237,493	14,778,968	15,873,954	16,529,218
1323	Sh. Milandhoo Council	11,013,219	11,381,060	14,874,550	15,976,617	16,636,119
1324	N. Atoll Council	8,339,779	10,404,898	12,905,037	13,861,181	14,433,360
1325	N. Henbadhoo Council	4,407,039	5,048,472	6,643,675	7,135,910	7,430,475
1326	N. Kendhikulhudhoo Council	9,509,912	9,705,387	12,878,233	13,832,391	14,403,382
1327	N. Maalhendhoo Council	5,055,246	5,632,131	7,360,567	7,905,918	8,232,268

		2022	2023	2024	2025	2026
		Actual	Revised	Approved	Approved	Approved
1328	N. Kudafaree Council	4,148,232	4,605,309	6,472,124	6,951,649	7,238,608
1329	N. Landhoo Council	5,360,390	5,809,890	7,694,579	8,264,677	8,605,836
1330	N. Maafaru Council	5,929,861	6,089,091	8,579,174	9,214,812	9,595,192
1331	N. Lhohee Council	4,836,810	5,276,712	6,720,041	7,217,934	7,515,885
1332	N. Miladhoo Council	5,372,566	6,088,449	7,644,892	8,211,309	8,550,265
1333	N. Magoodhoo Council	3,401,859	3,962,771	4,892,821	5,255,334	5,472,270
1334	N. Manadhoo Council	8,634,111	8,738,543	11,309,927	12,147,889	12,649,344
1335	N. Holhudhoo Council	9,023,637	9,729,500	10,652,260	11,441,494	11,913,790
1336	N. Fodhdhoo Council	3,179,198	3,711,298	4,748,994	5,100,851	5,311,410
1337	N. Velidhoo Council	9,880,332	10,518,953	11,889,617	12,770,528	13,297,685
1338	R. Atoll Council	9,873,674	12,216,510	14,755,519	15,848,767	16,502,991
1339	R. Alifushee Council	9,413,805	10,229,936	11,927,078	12,810,765	13,339,583
1340	R. Vaadhoo Council	4,188,943	4,657,629	5,774,834	6,202,696	6,458,738
1341	R. Rasgetheemu Council	4,363,069	5,086,045	6,360,501	6,831,756	7,113,765
1342	R. Angolhitheemu Council	4,138,662	4,559,616	5,252,649	5,641,823	5,874,712
1344	R. Ungoofaaruu Council	8,101,243	8,571,110	11,426,027	12,272,591	12,779,194
1346	R. Maakurathu Council	5,660,894	6,202,654	8,240,353	8,850,887	9,216,245
1347	R. Rasmaadhoo Council	4,425,687	4,897,457	5,881,632	6,317,407	6,578,185
1348	R. Innamaadhoo Council	4,398,105	4,987,792	6,179,966	6,637,845	6,911,850
1349	R. Maduhvaree Council	8,308,924	9,168,723	12,139,251	13,038,658	13,576,884
1350	R. Inguraidhoo Council	7,230,080	7,881,036	10,074,335	10,820,751	11,267,423
1352	R. Fainu Council	4,072,257	4,567,198	6,062,572	6,511,753	6,780,553
1351	R. Meedhoo Council	9,675,969	10,406,534	12,820,668	13,770,562	14,339,000
1353	R. Kinolhahu Council	4,660,218	5,210,948	6,668,921	7,163,026	7,458,711
1343	R. Hulhudhuffaaruu Council	7,221,298	7,799,774	9,697,709	10,416,220	10,846,193
1345	R. Dhuvafaru Council	14,766,348	15,394,819	20,251,087	21,751,506	22,649,391
1354	B. Atoll Council	8,164,286	10,056,417	12,409,487	13,328,916	13,879,124
1355	B. Kudarikilu Council	4,056,145	4,613,368	5,667,101	6,086,981	6,338,246
1356	B. Kamadhoo Council	3,517,071	4,168,477	5,385,044	5,784,027	6,022,787
1357	B. Kendhoo Council	5,495,056	6,401,677	7,929,910	8,517,443	8,869,036
1358	B. Kihaadhoo Council	3,536,361	4,162,730	5,950,899	6,391,806	6,655,655
1359	B. Dhonfanu Council	3,431,410	4,221,511	5,019,032	5,390,896	5,613,428
1360	B. Dharavandhoo Council	5,361,884	6,098,838	7,780,981	8,357,481	8,702,471
1361	B. Maalhohu Council	4,166,953	4,750,730	6,019,736	6,465,743	6,732,644
1362	B. Eydhafushee Council	13,012,061	13,759,020	15,807,215	16,978,385	17,679,239
1363	B. Thulhaadhoo Council	8,569,025	9,302,093	11,776,312	12,648,828	13,170,962
1364	B. Hithaadhoo Council	5,146,549	5,747,477	7,178,090	7,709,920	8,028,180
1365	B. Fulhaadhoo Council	2,334,664	3,433,291	4,485,819	4,818,176	5,017,067
1366	B. Fehendhoo Council	2,892,509	3,220,371	4,529,226	4,864,800	5,065,615
1367	B. Goidhoo Council	5,527,370	5,814,782	7,543,954	8,102,891	8,437,372

		2022	2023	2024	2025	2026
		Actual	Revised	Approved	Approved	Approved
1368	Lh. Atoll Council	7,099,849	8,747,874	11,007,374	11,822,919	12,310,960
1369	Lh. Hinnavaru Council	12,832,980	13,570,422	14,852,318	15,952,738	16,611,254
1370	Lh. Naifaru Council	18,568,713	19,434,811	25,892,093	27,810,459	28,958,453
1371	Lh. Kurendhoo Council	7,373,058	8,070,980	8,856,974	9,513,195	9,905,892
1372	Lh. Olhuvelifushee Council	4,352,252	5,109,840	7,199,452	7,732,866	8,052,072
1373	K. Atoll Council	9,205,336	11,364,974	14,070,005	15,112,463	15,736,293
1279	K. Kaashidhoo Council	11,999,553	12,457,030	15,818,667	16,990,685	17,692,047
1374	K. Gaafaru Council	6,797,959	7,323,491	10,052,626	10,797,433	11,243,143
1375	K. Dhiffushee Council	6,215,581	6,858,710	9,007,909	9,675,312	10,074,702
1376	K. Thulusdhoo Council	7,077,855	7,562,964	9,849,334	10,579,079	11,015,775
1377	K. Huraa Council	7,016,277	7,296,344	10,122,111	10,872,067	11,320,857
1378	K. Himmatushee Council	8,475,666	8,543,403	11,724,088	12,592,735	13,112,553
1379	K. Gulhee Council	5,617,818	6,414,008	8,509,071	9,139,515	9,516,787
1380	K. Maafushee Council	13,873,118	14,618,723	20,946,949	22,498,925	23,427,663
1381	K. Guraidhoo Council	9,584,526	10,138,368	12,273,723	13,183,093	13,727,281
1382	AA. Atoll Council	7,146,747	8,858,268	11,523,014	12,376,763	12,887,666
1383	AA. Thoddoo Council	8,939,680	9,300,933	12,144,149	13,043,919	13,582,362
1384	AA. Rasdhoo Council	5,965,926	6,413,994	8,638,166	9,278,175	9,661,170
1385	AA. Ukulhahu Council	6,405,698	6,724,827	8,888,449	9,547,001	9,941,094
1387	AA. Bodufolhudhoo Council	4,915,043	5,500,266	7,110,480	7,637,301	7,952,563
1386	AA. Mathiverree Council	5,340,111	5,600,083	8,145,080	8,748,556	9,109,689
1388	AA. Feridhoo Council	4,377,927	5,015,593	6,376,225	6,848,645	7,131,352
1389	AA. Maalhohu Council	4,400,032	5,117,964	6,348,335	6,818,688	7,100,159
1390	AA. Himandhoo Council	5,540,846	6,093,646	7,791,296	8,368,559	8,714,007
1391	ADh. Atoll Council	8,038,679	9,402,431	11,952,924	12,838,526	13,368,490
1392	ADh. Hanyaameedhoo Council	4,117,289	4,666,184	5,482,464	5,888,664	6,131,743
1393	ADh. Omadhoo Council	5,286,495	5,881,106	7,139,040	7,667,977	7,984,505
1394	ADh. Kunburudhoo Council	3,427,437	3,945,581	5,140,380	5,521,235	5,749,147
1395	ADh. Mahibadhoo Council	10,242,984	10,715,362	13,479,543	14,478,253	15,075,904
1396	ADh. Mandhoo Council	3,398,660	4,139,025	5,063,322	5,438,467	5,662,963
1397	ADh. Dhangethee Council	5,064,158	5,648,033	7,079,417	7,603,936	7,917,821
1398	ADh. Dhigurashu Council	4,834,278	5,420,720	6,595,190	7,083,833	7,376,248
1400	ADh. Fenfushee Council	5,340,407	6,050,232	7,955,393	8,544,814	8,897,537
1399	ADh. Dhidhdhoo Council	2,635,999	3,043,288	3,627,668	3,896,445	4,057,287
1401	ADh. Maamigilee Council	12,819,513	13,050,658	17,171,932	18,444,214	19,205,577
1402	V. Atoll Council	5,070,067	6,298,222	8,696,486	9,340,816	9,726,397
1403	V. Fulidhoo Council	3,234,397	4,019,653	4,575,878	4,914,909	5,117,792
1404	V. Thinadhoo Council	1,781,863	2,578,555	3,576,287	3,841,257	3,999,821
1405	V. Felidhoo Council	3,907,004	4,367,043	5,309,666	5,703,063	5,938,481
1406	V. Keyodhoo Council	4,639,458	5,147,221	5,827,849	6,259,639	6,518,032

		2022	2023	2024	2025	2026
		Actual	Revised	Approved	Approved	Approved
1407	V. Rakeedhoo Council	1,805,999	2,629,326	3,094,360	3,323,624	3,460,820
1408	M. Atoll Council	6,264,139	7,724,743	9,992,177	10,732,506	11,175,535
1409	M. Raiymandhoo Council	2,568,950	3,314,649	3,946,817	4,239,240	4,414,233
1410	M. Veyvashu Council	3,041,346	3,702,994	4,712,216	5,061,348	5,270,277
1411	M. Mulaku Council	7,589,364	7,951,636	10,552,970	11,334,848	11,802,742
1412	M. Mulee Council	5,578,945	6,099,470	7,449,276	8,001,199	8,331,482
1413	M. Naalaafushee Council	3,679,500	4,302,651	5,256,930	5,646,421	5,879,500
1414	M. Kolhufushee Council	5,620,446	6,370,292	7,782,905	8,359,547	8,704,623
1415	M. Dhiggaru Council	5,944,057	6,635,398	8,768,278	9,417,927	9,806,692
1416	M. Maduvvaree Council	3,741,910	4,218,443	4,548,104	4,885,077	5,086,729
1417	F. Atoll Council	6,036,832	7,387,012	9,726,239	10,446,864	10,878,102
1418	F. Feealee Council	5,968,640	6,240,364	8,288,248	8,902,331	9,269,813
1419	F. Bileiydhoo Council	5,936,373	6,422,091	8,467,631	9,095,004	9,470,439
1420	F. Magoodhoo Council	4,500,663	4,880,395	7,073,555	7,597,640	7,911,264
1421	F. Dharanboodhoo Council	3,698,325	4,285,819	5,289,925	5,681,860	5,916,403
1422	F. Nilandhoo Council	10,247,743	9,845,473	12,226,945	13,132,850	13,674,963
1423	Dh. Atoll Council	6,751,606	8,362,216	10,676,262	11,467,275	11,940,635
1424	Dh. Meedhoo Council	6,029,842	6,480,408	8,141,667	8,744,889	9,105,871
1425	Dh. Bandidhoo Council	5,470,336	5,858,985	6,347,731	6,818,040	7,099,483
1426	Dh. Rinbudhoo Council	3,505,500	4,195,312	5,039,548	5,412,932	5,636,373
1427	Dh. Hulhudhelee Council	5,259,559	5,941,919	7,324,606	7,867,292	8,192,048
1429	Dh. Maaenboodoo Council	4,817,594	5,265,769	6,529,671	7,013,459	7,302,969
1430	Dh. Kudahuvadhoo Council	13,011,266	13,180,186	18,875,958	20,274,493	21,111,408
1431	Th. Atoll Council	8,718,391	10,563,534	12,972,993	13,934,173	14,509,365
1432	Th. Burunee Council	4,274,458	4,594,966	5,769,069	6,196,504	6,452,290
1433	Th. Vilufushee Council	7,059,694	7,707,773	9,373,195	10,067,662	10,483,247
1434	Th. Madifushee Council	6,003,856	6,188,298	8,169,684	8,774,983	9,137,207
1435	Th. Dhiyamigilee Council	4,856,661	5,037,698	7,067,620	7,591,266	7,904,627
1436	Th. Guraidhoo Council	8,095,495	8,764,516	10,317,473	11,081,903	11,539,355
1437	Th. Kandoodhoo Council	4,756,838	4,622,292	5,776,581	6,204,573	6,460,693
1438	Th. Vandhoo Council	3,472,031	4,105,170	5,126,431	5,506,252	5,733,546
1439	Th. Hirilandhoo Council	6,780,561	7,345,558	9,164,762	9,843,786	10,250,130
1440	Th. Gaadhiffushee Council	2,969,404	3,387,382	4,441,354	4,770,418	4,967,337
1441	Th. Thimarafushee Council	7,037,285	7,851,821	9,629,538	10,342,998	10,769,949
1442	Th. Veymandoo Council	6,648,087	7,304,059	9,659,931	10,375,643	10,803,941
1443	Th. Kinbidhoo Council	5,511,144	6,130,285	7,263,731	7,801,907	8,123,963
1444	Th. Omadhoo Council	4,228,988	4,458,429	5,551,404	5,962,712	6,208,848
1445	L. Atoll Council	9,151,904	11,399,217	13,998,831	15,036,016	15,656,691
1446	L. Isdhoo Council	7,692,240	7,857,614	9,441,907	10,141,465	10,560,097
1447	L. Dhanbidhoo Council	5,386,743	6,030,643	6,876,806	7,386,314	7,691,215

		2022	2023	2024	2025	2026
		Actual	Revised	Approved	Approved	Approved
1448	L. Maabaidhoo Council	5,404,383	5,739,236	6,280,696	6,746,038	7,024,509
1449	L. Mundoo Council	3,561,607	3,880,748	4,209,744	4,521,647	4,708,297
1508	L. Kalaidhoo Council	6,678,313	6,857,988	8,595,644	9,232,502	9,613,613
1450	L. Gamu Council	19,756,789	18,523,961	28,645,431	30,767,794	32,037,864
1451	L. Maavashu Council	8,720,602	9,451,972	11,070,368	11,890,581	12,381,415
1452	L. Fonadhoo Council	13,094,103	13,754,662	19,318,433	20,749,751	21,606,285
1454	L. Maamendhoo Council	6,019,431	6,664,178	7,624,898	8,189,833	8,527,903
1455	L. Hithadhoo Council	7,026,084	7,737,209	9,722,327	10,442,662	10,873,727
1456	L. Kunahandhoo Council	5,657,797	6,086,804	7,140,060	7,669,073	7,985,646
1457	GA. Atoll Council	8,141,486	9,783,481	12,136,734	13,035,955	13,574,069
1458	GA. Kolamaafushee Council	6,641,693	7,088,343	6,799,437	7,303,212	7,604,683
1459	GA. Vilingilee Council	13,644,018	14,129,487	17,494,414	18,790,589	19,566,250
1460	GA. Maamendhoo Council	6,847,252	7,494,280	9,464,653	10,165,897	10,585,537
1461	GA. Nilandhoo Council	5,092,797	5,575,398	6,762,399	7,263,431	7,563,259
1462	GA. Dhaandhoo Council	7,263,454	7,332,105	8,539,266	9,171,947	9,550,557
1463	GA. Dhevvadhoo Council	5,197,128	5,460,582	6,640,254	7,132,236	7,426,649
1464	GA. Kondey Council	4,174,759	4,821,182	5,882,771	6,318,630	6,579,458
1465	GA. Gemanafushee Council	7,822,341	8,413,093	10,803,308	11,603,734	12,082,727
1466	GA. Kanduhulhuhdoo Council	5,080,133	5,613,527	7,165,330	7,696,215	8,013,909
1278	GDh. Atoll Council	9,436,269	11,591,493	11,893,945	12,775,177	13,302,526
1467	GDh. Madavelee Council	7,529,904	8,089,030	10,789,384	11,588,778	12,067,154
1468	GDh. Hoadedhdhoo Council	6,778,155	6,957,106	8,146,756	8,750,356	9,111,564
1469	GDh. Nadalla Council	6,060,574	6,693,840	6,992,656	7,510,748	7,820,785
1470	GDh. Gadhdhoo Council	9,375,080	9,974,418	12,046,210	12,938,724	13,472,824
1471	GDh. Rathafandhoo Council	4,780,630	5,723,407	6,133,308	6,587,730	6,859,666
1472	GDh. Vaadhoo Council	7,090,314	7,346,182	7,620,338	8,184,935	8,522,803
1473	GDh. Fiyoaree Council	6,044,353	6,593,661	7,384,570	7,931,698	8,259,112
1474	GDh. Faresmaathodaa Council	7,395,898	8,028,027	8,648,261	9,289,018	9,672,461

4.6 Details of the Special Budget

In MVR

	2022 Actual	2023 Revised	2024 Approved	2025 Approved	2026 Approved
Total	12,636,061,248	13,700,286,910	#####	19,159,875,936	#####
Provision for Governments New Policies	-	-	730,840,000	1,030,840,000	1,500,000,000
Provision for Pay Harmonization	-	-	500,000,000	1,000,000,000	1,500,000,000
Provision for Pay Harmonization	-	-	500,000,000	1,000,000,000	1,500,000,000
Provision for Pay Harmonization	-	-	500,000,000	1,000,000,000	1,500,000,000
Policies of New Government	-	-	230,840,000	30,840,000	-
First 100 Day Pledges	-	-	230,840,000	30,840,000	-
Installation of Elevators in Hiya Towers	-	-	200,000,000	-	-
Strategic Investments Consultancy	-	-	30,840,000	30,840,000	-
Benefit scheme for Former Presidents	10,856,495	10,465,593	19,700,000	19,700,000	19,700,000
Benefit scheme for Former Presidents	10,856,495	10,465,593	19,700,000	19,700,000	19,700,000
Monetary Allowances to Former Presidents	1,465,000	1,125,000	2,700,000	2,700,000	2,700,000
President Maumoon Abdul Gayoom	875,000	900,000	900,000	900,000	900,000
President Mohamed Nasheed	-	-	600,000	600,000	600,000
President Abdulla Yameen Abdul Gayoom	590,000	225,000	600,000	600,000	600,000
President Ibrahim Mohamed Solih	-	-	600,000	600,000	600,000
Living Allowance for the Former Presidents	1,815,000	1,350,000	3,000,000	3,000,000	3,000,000
President Maumoon Abdul Gayoom	625,000	600,000	600,000	600,000	600,000
President Mohamed Nasheed	-	-	600,000	600,000	600,000
President Mohamed Waheed Hassan Maniku	600,000	600,000	600,000	600,000	600,000
President Abdulla Yameen Abdul Gayoom	590,000	150,000	600,000	600,000	600,000
President Ibrahim Mohamed Solih	-	-	600,000	600,000	600,000
Office Administration to former President	6,095,873	6,825,000	10,500,000	10,500,000	10,500,000
President Maumoon Abdul Gayoom	1,895,873	2,100,000	2,100,000	2,100,000	2,100,000
President Mohamed Nasheed	2,100,000	2,100,000	2,100,000	2,100,000	2,100,000
President Mohamed Waheed Hassan Maniku	2,100,000	2,100,000	2,100,000	2,100,000	2,100,000
President Abdulla Yameen Abdul Gayoom	-	525,000	2,100,000	2,100,000	2,100,000
President Ibrahim Mohamed Solih	-	-	2,100,000	2,100,000	2,100,000
Medical Expenses for the Former Presidents	1,480,622	1,165,593	3,500,000	3,500,000	3,500,000
President Maumoon Abdul Gayoom	802,708	1,165,593	700,000	700,000	700,000
President Mohamed Nasheed	677,914	-	700,000	700,000	700,000
President Mohamed Waheed Hassan Maniku	-	-	700,000	700,000	700,000
President Abdulla Yameen Abdul Gayoom	-	-	700,000	700,000	700,000
President Ibrahim Mohamed Solih	-	-	700,000	700,000	700,000
Utility and General Administration of the Government/State	178,530,383	217,903,889	617,033,908	587,033,908	517,033,908
Utility Cost	8,183,945	9,180,426	9,250,000	9,250,000	9,250,000
Utility Charges	8,183,945	9,180,426	9,250,000	9,250,000	9,250,000
Electricity Charges for Government Offices	7,964,211	8,930,426	9,000,000	9,000,000	9,000,000
Water & Sewerage Charges for Government Offices	219,734	250,000	250,000	250,000	250,000

	2022 Actual	2023 Revised	2024 Approved	2025 Approved	2026 Approved
Insurance	1,589,786	2,200,000	302,200,000	302,200,000	302,200,000
Insurance	1,589,786	2,200,000	2,200,000	2,200,000	2,200,000
Executive Insurance (Health) for Cabinet Ministers	1,589,786	2,200,000	2,200,000	2,200,000	2,200,000
Fuel Hedging	-	-	300,000,000	300,000,000	300,000,000
Fuel Hedging	-	-	300,000,000	300,000,000	300,000,000
Legal and General Administrative Costs	171,811,418	177,813,731	295,583,908	265,583,908	195,583,908
Legal Aide to the Government	31,683,254	5,000,000	10,000,000	10,000,000	10,000,000
Legal Aide to the Government	31,683,254	5,000,000	10,000,000	10,000,000	10,000,000
Finance & Bank Charges	8,059,082	10,072,008	22,842,000	22,842,000	22,842,000
POS Terminal & Payment Gateway Fess	3,244,161	2,842,000	2,842,000	2,842,000	2,842,000
Bank Charges	4,814,921	7,230,008	20,000,000	20,000,000	20,000,000
Annual Subscriptions	7,869,082	8,541,723	8,541,908	8,541,908	8,541,908
SAP License	5,536,608	5,752,648	5,752,648	5,752,648	5,752,648
Credit Rating Fiscal Agent	1,912,322	2,359,260	2,359,260	2,359,260	2,359,260
Bloomberg Portal Subscription	420,152	429,815	430,000	430,000	430,000
Marketing Cost - Tourism and Investment Promotion (MMPI)	124,200,000	154,200,000	154,200,000	154,200,000	154,200,000
Marketing Cost - Tourism and Investment Promotion (MMPRC)	124,200,000	154,200,000	154,200,000	154,200,000	154,200,000
Procuring Software and Hardware for the State	-	-	100,000,000	70,000,000	-
Migration of Public Accounting System to SAP S/4HANA	-	-	100,000,000	70,000,000	-
Acquiring Fixed Assets	(3,054,766)	27,709,732	10,000,000	10,000,000	10,000,000
Vehicles for State Agencies	(3,054,766)	709,732	10,000,000	10,000,000	10,000,000
Vehicles for State Agencies	(3,054,766)	709,732	10,000,000	10,000,000	10,000,000
Office Premises for Government Agencies	-	27,000,000	-	-	-
Purchase of Land for National Disaster Management Authority	-	27,000,000	-	-	-
Office of the President-Elect	-	1,000,000	-	-	-
Office of the President-Elect	-	1,000,000	-	-	-
Office of the President-Elect	-	1,000,000	-	-	-
Budget for Extrabudgetary Entities	19,200,000	26,844,949	85,099,905	92,971,010	95,624,137
Extrabudgetary Entities	19,200,000	26,844,949	41,000,000	41,000,000	41,000,000
Civil Aviation Authority	-	-	20,000,000	20,000,000	20,000,000
Civil Aviation Authority	-	-	20,000,000	20,000,000	20,000,000
Capital Market Development Authority	13,200,000	15,000,000	15,000,000	15,000,000	15,000,000
Capital Market Development Authority	13,200,000	15,000,000	15,000,000	15,000,000	15,000,000
Maldives Bar Council	3,000,000	7,000,000	3,000,000	3,000,000	3,000,000
Maldives Bar Council	3,000,000	7,000,000	3,000,000	3,000,000	3,000,000
Institute of Chartered Accountants of the Maldives	3,000,000	4,844,949	3,000,000	3,000,000	3,000,000
Institute of Chartered Accountants of the Maldives	3,000,000	4,844,949	3,000,000	3,000,000	3,000,000
Budget contribution for Political Parties	-	-	44,099,905	51,971,010	54,624,137
Budget contribution for Political Parties	-	-	44,099,905	51,971,010	54,624,137
Budget contribution for Political Parties	-	-	44,099,905	51,971,010	54,624,137

	2022 Actual	2023 Revised	2024 Approved	2025 Approved	2026 Approved
Public Services via SOEs	87,674,510	82,059,207	238,170,286	426,340,572	437,396,765
Government Media Service	75,142,676	82,059,207	80,000,000	80,000,000	80,000,000
Government Media Service	75,142,676	82,059,207	80,000,000	80,000,000	80,000,000
Public Service Media	75,142,676	82,059,207	80,000,000	80,000,000	80,000,000
Grants to SOEs	12,531,834	-	158,170,286	346,340,572	357,396,765
State Trading Organization	12,531,834	-	-	-	-
MIFCO – GDh.Gadhdhoo Ice Plant	12,531,834	-	-	-	-
Fenaka Corporation Limited	-	-	158,170,286	316,340,572	327,396,765
Subsidy Reform Period Cash Flow Requirement	-	-	158,170,286	316,340,572	327,396,765
State Electric Company	-	-	-	30,000,000	30,000,000
Subsidy Reform Period Cash Flow Requirement	-	-	-	30,000,000	30,000,000
Finance Charges/Interest Expenses & Repayments	6,155,099,291	6,958,100,566	7,446,465,104	#####	16,407,411,054
Finance Cost	3,465,827,268	4,801,962,566	5,244,034,104	5,934,963,662	6,595,206,054
Service Charges	1,849,091,664	2,367,613,500	2,908,928,042	3,385,004,063	3,856,912,288
Treasury Bond (MMA)	219,635,196	432,000,000	320,020,000	314,890,000	310,030,000
Domestic Loans	26,128,835	14,700,000	1,300,000	300,000	-
Bond	880,203,809	852,844,000	854,056,000	854,056,000	320,201,310
Pipeline Bonds	-	456,817,500	992,662,500	1,446,588,750	2,360,223,750
Multi-lateral	100,888,267	162,206,000	199,475,000	202,505,000	208,262,000
Bi-lateral	54,596,283	54,237,000	66,155,000	70,700,000	72,619,000
Buyers Credit	504,540,889	240,683,000	315,827,000	328,856,000	362,186,000
Pipeline Loans	-	-	31,263,542	106,912,313	223,390,228
Private	63,087,785	154,126,000	128,169,000	60,196,000	-
Other Financial Corporations	10,600	-	-	-	-
Interest Expenses/Finance Charges	1,616,735,604	2,434,349,066	2,335,106,062	2,549,959,599	2,738,293,766
Fixed Coupon Bonds	315,303,000	510,700,000	536,410,000	503,190,000	444,310,000
Pension Accrued Rights	-	107,269,000	35,579,000	42,677,000	41,428,000
T-Bill (MVR)	1,197,010,465	1,362,961,766	1,272,421,962	1,519,037,499	1,846,650,666
T-Bill (USD) – equivalent MVR	68,704,356	132,917,100	132,917,100	132,917,100	132,917,100
Islamic Instruments	35,717,783	235,801,200	272,988,000	272,988,000	272,988,000
Variable Coupon Bond	-	84,700,000	84,790,000	79,150,000	-
Loan Repayments	2,689,272,023	2,156,138,000	2,202,431,000	8,230,082,000	9,812,205,000
Loan Repayments	2,689,272,023	2,156,138,000	2,202,431,000	8,230,082,000	9,812,205,000
Treasury Bond (MMA)	105,006,228	246,760,000	182,540,000	187,660,000	192,530,000
Fixed Coupon Bonds	-	-	-	-	-
Domestic Loans	147,039,085	195,300,000	51,300,000	46,900,000	87,800,000
Pension Accrued Rights	73,774,652	22,530,000	-	-	-
Multi-lateral	296,234,401	411,272,000	431,371,000	506,515,000	559,742,000
Bi-lateral	339,806,365	409,454,000	490,860,000	545,905,000	570,347,000

	2022	2023	2024	2025	2026
	Actual	Revised	Approved	Approved	Approved
Buyers Credit	833,581,212	870,822,000	1,046,360,000	1,424,302,000	2,172,106,000
Bond	893,830,080	-	-	3,114,840,000	6,229,680,000
Private	-	-	-	1,556,410,000	-
Variable Coupon Bond	-	-	-	847,550,000	-
Subsidies, Welfare Expenses & Transfers	3,719,498,119	4,174,183,686	2,841,265,307	817,182,094	772,020,716
Transport Subsidy	182,411,062	300,562,528	545,363,440	518,182,094	473,020,716
Transport Subsidy	182,411,062	300,562,528	545,363,440	518,182,094	473,020,716
Transport Subsidy (Public Ferry) by MTCC	182,411,062	300,562,528	545,363,440	518,182,094	473,020,716
Electricity Subsidy	855,307,731	1,149,946,108	571,588,268	-	-
Electricity Subsidy	855,307,731	1,149,946,108	571,588,268	-	-
Electricity Subsidy (Stelco)	-	114,286,904	114,897,828	-	-
Electricity Subsidy (Fenaka)	842,298,780	1,015,802,176	453,338,373	-	-
Electricity Subsidy (MWSC)	8,405,112	14,857,028	3,352,067	-	-
Electricity Subsidy (R.Ungoofaaru Council)	4,603,839	5,000,000	-	-	-
Fuel Subsidy	2,303,972,054	1,913,875,050	772,483,435	-	-
Fuel Subsidy	2,303,972,054	1,913,875,050	772,483,435	-	-
Fuel Subsidy (STO)	2,303,972,054	1,913,875,050	772,483,435	-	-
Staple Food Subsidy	316,594,116	330,800,000	171,421,082	-	-
Staple Food Subsidy	316,594,116	330,800,000	171,421,082	-	-
Staple Food Subsidy (STO)	316,594,116	330,800,000	171,421,082	-	-
Waste Management Subsidy	26,400,000	15,000,000	16,740,000	15,000,000	15,000,000
Waste Management Subsidy	26,400,000	15,000,000	16,740,000	15,000,000	15,000,000
Waste Management Subsidy (WAMCO)	26,400,000	15,000,000	16,740,000	15,000,000	15,000,000
Transfers from Government Revenue	34,813,156	34,000,000	34,000,000	34,000,000	34,000,000
Atoll Shop Revenues to Councils	34,813,156	34,000,000	34,000,000	34,000,000	34,000,000
Atoll Shop Revenues to Councils	34,813,156	34,000,000	34,000,000	34,000,000	34,000,000
Fisheries Subsidy	-	250,000,000	413,261,082	250,000,000	250,000,000
Fisheries Subsidy	-	250,000,000	413,261,082	250,000,000	250,000,000
Fisheries Subsidy (MIFCO)	-	250,000,000	413,261,082	250,000,000	250,000,000
Sewerage Subsidy	-	180,000,000	139,000,000	-	-
Sewerage Subsidy	-	180,000,000	139,000,000	-	-
Sewerage Subsidy (Fenaka)	-	180,000,000	139,000,000	-	-
Housing Subsidy	-	-	177,408,000	-	-
Housing Subsidy	-	-	177,408,000	-	-
Housing Subsidy (HDC)	-	-	177,408,000	-	-
Capital Contributions to SOEs	1,958,491,487	1,351,460,321	1,491,823,876	915,945,809	776,785,827
Capital Contributions to SOEs	1,958,491,487	1,351,460,321	1,491,823,876	915,945,809	776,785,827
Capital Contributions to SOEs	1,958,491,487	1,351,460,321	1,491,823,876	915,945,809	776,785,827
Maldives Hajj Corporation	3,000,000	3,000,000	6,000,000	3,000,000	3,000,000

	2022 Actual	2023 Revised	2024 Approved	2025 Approved	2026 Approved
Maldives Sports Corporation	5,000,000	5,000,000	5,000,000	-	-
Maldives Integrated Tourism Development Corporation	7,958,507	3,000,000	3,000,000	-	-
Business Center Corporation	14,000,000	12,000,000	12,000,000	11,000,000	11,000,000
Kadhdhoo Airport Company Limited	18,000,000	18,000,000	18,000,000	18,000,000	18,000,000
Aasandha Private Limited	4,000,000	44,288,116	49,374,577	-	-
Maldives Fund Management Corporation Limited	115,325,785	349,232,770	20,000,000	19,600,000	19,600,000
Waste Management Corporation Limited	77,678,631	79,070,018	61,700,000	-	-
SME Development Finance Corporation Limited	278,333,200	250,000,000	200,000,000	-	-
Addu International Airport Pvt Ltd	44,931,968	69,931,968	271,120,459	44,931,968	44,931,968
Fahi Dhiriulhun Corporation Limited	26,893,710	26,000,000	26,000,000	491,854,841	359,656,091
Housing Development Corporation Limited	1,094,794,830	280,197,004	401,776,286	-	-
State Electric Company Limited	110,127,276	72,000,000	75,000,000	100,000,000	100,000,000
Trade-net Maldives Corporation Limited	7,590,000	9,500,000	9,500,000	9,500,000	9,500,000
Regional Airports Company Limited	138,857,580	100,000,000	218,762,554	139,349,000	171,097,768
Agro National Corporation	12,000,000	11,400,000	40,000,000	40,000,000	40,000,000
Ocean Connect Maldives	-	-	3,000,000	-	-
Maldives Post Limited	-	10,000,000	5,000,000	-	-
Maldives Industrial Fisheries Company	-	8,840,445	-	-	-
Road Development Corporation	-	-	50,000,000	-	-
Fenaka Corporation Limited	-	-	16,590,000	38,710,000	-
Capital Contribution to multi-lateral corporations	27,429,465	32,739,527	30,692,484	25,380,943	22,248,299
Capital Contribution to multi-lateral corporations	27,429,465	32,739,527	30,692,484	25,380,943	22,248,299
Capital Contribution to multi-lateral corporations	27,429,465	32,739,527	30,692,484	25,380,943	22,248,299
IDB	4,286,229	6,447,531	6,447,531	6,447,531	4,222,746
ICIEC	1,282,406	-	677,622	677,622	677,622
IDA	-	88,477	88,477	-	-
UNDP	2,534,272	4,157,505	4,573,256	5,030,581	5,030,581
ICD	-	-	-	-	-
AiIB	2,161,422	2,158,800	2,158,800	-	-
ISDF	-	3,064,000	12,216,000	12,216,000	12,216,000
ITFC	3,512,454	3,663,161	3,521,589	-	-
CFTC	602,724	95,881	369,279	369,279	101,350
IBRD	8,843,028	8,854,512	-	-	-
IFC	4,206,930	4,209,660	639,930	639,930	-
Contingency	28,527,000	397,673,879	1,079,435,938	1,079,435,938	1,079,435,938
Compensation - Legal Suits	28,527,000	397,673,879	100,000,000	100,000,000	100,000,000
Compensation - Legal Suits	28,527,000	397,673,879	100,000,000	100,000,000	100,000,000
Compensation - Legal Suits	28,527,000	397,673,879	100,000,000	100,000,000	100,000,000

	2022 Actual	2023 Revised	2024 Approved	2025 Approved	2026 Approved
Budget Contingency	-	-	979,435,938	979,435,938	979,435,938
Budget Contingency	-	-	979,435,938	979,435,938	979,435,938
Budget Contingency	-	-	979,435,938	979,435,938	979,435,938
Treasury Loans	450,754,498	423,646,960	-	-	-
SIFCO	390,718,128	104,503,574	-	-	-
Sifco Housing Project	390,718,128	104,503,574	-	-	-
Sifco Housing Project	390,718,128	104,503,574	-	-	-
Airport Investment Maldives Private Limited	52,326,370	-	-	-	-
Settlements	52,326,370	-	-	-	-
Settlement to WLT	52,326,370	-	-	-	-
Public Service Media	7,710,000	-	-	-	-
Procuring Broadcasting Licenses/Rights	7,710,000	-	-	-	-
World Cup	7,710,000	-	-	-	-
Fenaka Corporation Limited	-	231,300,000	-	-	-
Settling Pending Payments	-	231,300,000	-	-	-
STO Fuel Bills	-	231,300,000	-	-	-
Road Development Corporation	-	60,000,000	-	-	-
Road Projects & Brickworks	-	60,000,000	-	-	-
Procuring Machineries, Equipment & Vehicles	-	60,000,000	-	-	-
POLCO	-	27,843,386	-	-	-
POLCO Housing	-	27,843,386	-	-	-
POLCO Housing (361 Flat) - Hulhumale	-	27,843,386	-	-	-
Grants	-	25,208,333	-	-	-
Global Outreach and Assistance	-	15,208,333	-	-	-
Turkiye-Syria Earthquake	-	15,208,333	-	-	-
1 million canned fish - Turkiye-Syria Earthquake victims	-	15,208,333	-	-	-
Conditional Grants to Local Councils	-	10,000,000	-	-	-
Addu City Council	-	10,000,000	-	-	-
Budget Support	-	10,000,000	-	-	-

4.7 Details of the Pension Budget

In MVR

	2022 Actual	2023 Revised	2024 Approved	2025 Approved	2026 Approved
Total	1,500,445,223	1,581,038,663	1,719,000,000	1,863,400,000	2,019,700,000
State Pension	1,229,662,187	1,293,847,279	1,397,817,395	1,512,000,000	1,643,650,000
Long-Service Pension (20, 40, & 60 years)	65,463,886	62,479,667	59,491,805	56,504,430	53,517,056
Long-Service Pension (20, 40, & 60 years)	65,463,886	62,479,667	59,491,805	56,504,430	53,517,056
Long-Service Pension (20, 40, & 60 years)	65,463,886	62,479,667	59,491,805	56,504,430	53,517,056
Basic Pension	1,156,367,719	1,223,480,675	1,330,325,590	1,447,495,570	1,582,132,944
Basic Pension	1,156,367,719	1,223,480,675	1,330,325,590	1,447,495,570	1,582,132,944
Basic Pension	1,156,367,719	1,223,480,675	1,330,325,590	1,447,495,570	1,582,132,944
Special Allowance (Matyrs, etc.)	7,830,582	7,886,937	8,000,000	8,000,000	8,000,000
Special Allowance (Matyrs, etc.)	7,830,582	7,886,937	8,000,000	8,000,000	8,000,000
Special Allowance (Matyrs, etc.)	7,830,582	7,886,937	8,000,000	8,000,000	8,000,000
Retirement Pensions (Other Pensions)	270,783,036	287,191,384	321,182,605	351,400,000	376,050,000
Gratuity Payment upon retirement	43,215,704	38,512,896	50,148,605	57,800,000	65,850,000
Civil Service Commision	24,035,729	16,780,231	27,000,000	30,000,000	35,000,000
Civil Service Commision	24,035,729	16,780,231	27,000,000	30,000,000	35,000,000
President Office	435,237	312,167	800,000	850,000	900,000
President Office	435,237	312,167	800,000	850,000	900,000
Ministry of Defence	8,492,118	10,496,085	8,500,000	9,000,000	9,500,000
Ministry of Defence	8,492,118	10,496,085	8,500,000	9,000,000	9,500,000
Maldives Police Services	676,254	2,585,679	3,000,000	4,000,000	4,500,000
Maldives Police Services	676,254	2,585,679	3,000,000	4,000,000	4,500,000
Maldives Customs Services	2,089,500	2,567,467	3,000,000	4,000,000	5,000,000
Maldives Customs Services	2,089,500	2,567,467	3,000,000	4,000,000	5,000,000
Auditor Generals Office	894,578	520,435	850,000	900,000	950,000
Auditor Generals Office	894,578	520,435	850,000	900,000	950,000
Judicial Service Commision	3,592,493	1,938,377	2,000,000	3,000,000	3,000,000
Judicial Service Commision	3,592,493	1,938,377	2,000,000	3,000,000	3,000,000
Prosecutor General Office	-	-	362,044	500,000	700,000
Prosecutor General Office	-	-	362,044	500,000	700,000
Elections Commision	-	-	35,708	50,000	200,000
Elections Commision	-	-	35,708	50,000	200,000
Maldives National University	635,297	807,468	750,000	900,000	900,000
Maldives National University	635,297	807,468	750,000	900,000	900,000
Department of Judicial Administration	1,607,891	800,880	900,853	1,000,000	1,000,000
Department of Judicial Administration	1,607,891	800,880	900,853	1,000,000	1,000,000
Maldives Correctional Service	166,320	715,520	700,000	800,000	800,000
Maldives Correctional Service	166,320	715,520	700,000	800,000	800,000
Islamic University of Maldives	-	-	500,000	600,000	800,000
Islamic University of Maldives	-	-	500,000	600,000	800,000

	2022 Actual	2023 Revised	2024 Approved	2025 Approved	2026 Approved
Anti Corruption Commission	-	586,667	650,000	700,000	800,000
Anti Corruption Commission	-	586,667	650,000	700,000	800,000
Peoples Majlis	332,633	102,623	500,000	600,000	900,000
Peoples Majlis	332,633	102,623	500,000	600,000	900,000
Information Commissioners Office	257,654	-	100,000	300,000	300,000
Information Commissioners Office	257,654	-	100,000	300,000	300,000
Hulhumale Hospital	-	299,297	500,000	600,000	600,000
Hulhumale Hospital	-	299,297	500,000	600,000	600,000
Pension Benefits	227,567,332	248,678,488	271,034,000	293,600,000	310,200,000
Civil Service Commission	129,172,673	145,040,464	152,500,000	155,000,000	157,000,000
Civil Service Commission	129,172,673	145,040,464	152,500,000	155,000,000	157,000,000
President Office	6,091,406	6,198,253	6,616,500	8,500,000	9,000,000
President Office	6,091,406	6,198,253	6,616,500	8,500,000	9,000,000
Ministry of Defence	27,292,081	29,963,339	30,000,000	35,000,000	45,000,000
Ministry of Defence	27,292,081	29,963,339	30,000,000	35,000,000	45,000,000
Maldives Police Services	10,881,322	11,557,361	15,000,000	17,500,000	19,000,000
Maldives Police Services	10,881,322	11,557,361	15,000,000	17,500,000	19,000,000
Maldives Customs Services	5,769,766	6,015,227	8,000,000	9,000,000	9,000,000
Maldives Customs Services	5,769,766	6,015,227	8,000,000	9,000,000	9,000,000
Auditor Generals Office	199,865	374,748	716,800	1,000,000	1,000,000
Auditor Generals Office	199,865	374,748	716,800	1,000,000	1,000,000
Judicial Service Commission	23,048,499	26,114,897	31,000,000	35,000,000	35,000,000
Judicial Service Commission	23,048,499	26,114,897	31,000,000	35,000,000	35,000,000
Prosecutor General Office	1,165,262	1,067,395	1,500,000	3,500,000	3,500,000
Prosecutor General Office	1,165,262	1,067,395	1,500,000	3,500,000	3,500,000
Elections Commission	855,227	855,228	900,000	1,000,000	1,000,000
Elections Commission	855,227	855,228	900,000	1,000,000	1,000,000
Maldives National University	2,954,547	3,606,011	3,892,200	4,500,000	4,500,000
Maldives National University	2,954,547	3,606,011	3,892,200	4,500,000	4,500,000
Anti Corruption Office	4,073,702	439,048	480,000	700,000	1,000,000
Anti Corruption Office	4,073,702	439,048	480,000	700,000	1,000,000
Peoples Majlis	5,125,984	5,785,369	7,000,000	8,000,000	9,000,000
Peoples Majlis	5,125,984	5,785,369	7,000,000	8,000,000	9,000,000
Department of Judicial Administration	7,909,541	8,386,703	9,228,500	9,500,000	9,500,000
Department of Judicial Administration	7,909,541	8,386,703	9,228,500	9,500,000	9,500,000
Maldives Correctional Service	2,632,790	2,887,037	2,700,000	3,000,000	4,000,000
Maldives Correctional Service	2,632,790	2,887,037	2,700,000	3,000,000	4,000,000
Islamic University of Maldives	379,667	92,028	500,000	800,000	900,000
Islamic University of Maldives	379,667	92,028	500,000	800,000	900,000
Information Commissioners Office	15,000	180,000	500,000	800,000	900,000
Information Commissioners Office	15,000	180,000	500,000	800,000	900,000
Hulhumale Hospital	-	115,380	500,000	800,000	900,000
Hulhumale Hospital	-	115,380	500,000	800,000	900,000

4.8 New Policy Initiatives

In MVR

	2024 Approved	2025 Approved	2026 Approved
Total	#####	2,595,777,791	3,056,495,356
1244 Elections Commission	62,500,000	1,948,000	1,948,000
Parliamentary elections and by-elections	61,000,000	448,000	448,000
Women's Development Committee by-elections	1,500,000	1,500,000	1,500,000
1016 Ministry of Homeland Security & Technology	50,100,000	250,000	250,000
Celebrating Eid	50,100,000	250,000	250,000
1265 Special Budget	1,231,920,554	1,378,899,000	1,841,097,768
Proceed with the pay harmonization for public servants	500,000,000	1,000,000,000	1,500,000,000
Installation of elevators in the hiya flat	200,000,000	-	-
Strategic investments consultancy	30,840,000	30,840,000	-
Fuel hedging	300,000,000	300,000,000	300,000,000
Funds allocated to the HDC to decrease the cost of social housing	177,408,000	-	-
Capital contributed to FENAKA Corporation for the implementation of island projects	16,590,000	38,710,000	-
Providing electricity to the agricultural land in HA. Kelaa	330,000	770,000	-
Relocation of Hdh. Neykurandhoo Power Station	1,800,000	4,200,000	-
Enhancement of the electrical infrastructure in N.Fohdhoo	90,000	210,000	-
Relocation of B.Kihaadhoo Power Station	1,800,000	4,200,000	-
Establishment of new power plant in B. Maalhos	1,200,000	2,800,000	-
Development of B.Goidhoo FENAKA Branch	3,600,000	8,400,000	-
Enhancement of the electrical infrastructure in Lh.Naifaruu	1,980,000	4,620,000	-
Establishment of M.Raiymandhoo Power Station Building	150,000	350,000	-
Relocation of GA.Dhaandhoo Power Station	2,790,000	6,510,000	-
Establishment of electrical infrastructure in L.Gan	2,850,000	6,650,000	-
Capital Contribution for the enhancement of airport services	7,082,554	9,349,000	41,097,768
Improvement of airport services in Gdh.Maavaarulu	3,541,277	4,674,500	20,548,884
Improvement of airport services in Hdh.Kulhudhuffushi	3,541,277	4,674,500	20,548,884
1520 South Central Education Unit	504,838	504,838	504,838
Providing higher secondary level teaching at Th.Kinbidhoo School	504,838	504,838	504,838
1129 Ministry of Higher Education, Labor and Skills Development	10,000,000	10,000,000	10,000,000
Research Grant	10,000,000	10,000,000	10,000,000
1215 Ministry of Sports, Fitness & Recreation	3,000,000	3,000,000	3,000,000
Fund allocated to Maldives Red Crescent in the budget	3,000,000	3,000,000	3,000,000
1229 Ministry of Climate Change, Environment & Energy	8,500,000	1,500,000	-
Home Solar Project	8,500,000	1,500,000	-
1250 National Social Protection Agency	599,958,050	1,199,675,953	1,199,694,750
Subsidy reform - Targeted basic income	599,958,050	1,199,675,953	1,199,694,750

5

Public Sector Investment Program



5.1 Functional Classification of PSIP

In MVR

	2024	2025	2026
	Approved	Approved	Approved
Total	8,914,152,474	11,648,120,886	10,821,931,460
1 National Security & Public Order	254,198,481	352,745,415	213,461,422
Police	122,052,195	157,794,096	121,309,775
National Security	74,572,000	111,858,000	37,286,000
Penitentiary	16,813,268	25,883,041	5,469,137
Court Building	27,132,053	36,874,031	35,986,804
Rehabilitation	5,932,235	16,864,608	13,409,706
Customs	7,696,730	3,471,639	-
2 Health Services	466,517,761	588,823,362	476,519,852
Health	466,517,761	588,823,362	476,519,852
3 Education Sector	303,556,683	643,288,150	340,318,442
University	28,125,119	53,348,914	9,237,506
Education	275,431,564	589,939,236	331,080,936
4 Environmental Protection	1,133,423,558	1,393,094,448	759,455,019
Waste Management	563,422,703	658,853,444	402,706,895
Coastal Protection	280,555,975	397,292,405	329,750,823
Water Drainage System	8,190,760	13,974,983	12,544,040
Renewable Energy	281,254,120	322,973,616	14,453,261
Environment			
5 Water and Sewerage	647,741,095	874,262,622	1,101,039,574
Sewerage System	27,514,997	60,060,824	12,314,526
Water/Sewerage	563,425,980	752,791,834	1,081,044,550
Water System	56,800,118	61,409,964	7,680,498
6 Transport	3,330,814,962	3,695,092,000	3,310,761,759
Harbours	400,096,796	687,680,972	426,120,941
Bridges	863,573,752	459,255,278	608,592,009

	2024	2025	2026
	Approved	Approved	Approved
Airports	1,530,292,167	1,842,925,145	2,142,073,961
Transport	3,525,832	10,900,000	7,900,000
Development of Ports	533,326,415	694,330,605	126,074,848
7 General Administration	109,615,582	210,412,827	189,604,505
Office Buildings	70,108,448	111,494,957	92,901,825
Development of Councils	39,507,134	98,917,870	96,702,680
8 Housing & Infrastructure	452,809,271	436,188,349	524,896,723
Housing	452,809,271	436,188,349	524,896,723
9 Recreation, Culture and Religion	409,865,958	564,252,338	402,470,367
Construction of Mosques	58,096,382	131,589,635	82,651,976
Community & Social Services	152,000,618	194,895,227	147,735,700
Sports	196,171,785	231,223,876	166,895,651
Culture	3,597,173	6,543,600	5,187,040
10 Land Reclamation & Road Construction	1,570,939,101	2,540,949,412	3,233,428,230
Road Construction	801,282,515	1,743,914,232	2,109,408,169
Land Reclamation	769,656,586	797,035,180	1,124,020,061
11 Fisheries & Agriculture	96,578,276	124,974,023	107,392,331
Fisheries / Agriculture	96,578,276	124,974,023	107,392,331
12 Others	138,091,746	224,037,940	162,583,236
Trade and industries	387,653	1,346,688	-
Others	137,704,093	222,691,252	162,583,236

5.2 PSIP by Island

In MVR

Island	BA	Office	Project Code	Project	Fund	Fund details	Status	2024 Approved	2025 Approved	2026 Approved
Total								8,914,152,474	11,648,120,886	10,821,931,460
HA, Thuraakunu										
1058	Ministry of Education		P-SCH040-001	School (2 Class, Toilet, Library & Office) - Thuraakunu	Domestic	P-GOM	On-going	13,073,610	25,394,603	14,053,785
								3,410,863	3,707,967	-
1215	Ministry of Sports, Fitness & Recreation		P-SOC160-001	Devel. of Youth Center - HA, Thuraakunu	Domestic	P-GOM	New	1,500,000	1,200,000	900,000
								1,500,000	1,200,000	900,000
			P-SPT527-001	Devel. of Stands & Light.Of Football Ground- HA, Thuraakunu	Domestic	P-GOM	New	274,569	823,707	1,098,275
								274,569	823,707	1,098,275
1224	Ministry of Construction & Infrastructure		P-PREC003-001	Land Reclamation - HA, Thuraakunu	Domestic	P-GOM	Contracted	4,064,798	10,578,596	2,898,059
								4,064,798	10,578,596	2,898,059
			P-RD097-001	Const. of road- HA, Thuraakunu	Domestic	P-GOM	New	996,016	7,500,000	7,500,000
								996,016	7,500,000	7,500,000
1240	Ministry of Islamic Affairs		P-MIA001-075	Construction Of Mosque - Ha, Thuraakunu	Domestic	P-GOM	Awarded	1,327,364	584,333	557,451
								1,327,364	584,333	557,451
1276	Local Government Authority		P-OFF017-001	Devel. of Council Office Building - HA, Thuraakunu	Domestic	P-GOM	New	1,500,000	1,000,000	1,100,000
								1,500,000	1,000,000	1,100,000
1229	Ministry of Climate Change, Environment & Energy		P-MEE062-100	Preparing Outer Island For Sustainable Energy Devel - POISED			On-going	Expenditure details included under "At multiple Islands"		
			P-WST011-002	Upg.of Zone 1 Island Waste Management Centres			Pre-tendering	Expenditure details included under "At multiple Islands"		
HA, Uligamu								21,579,831	29,045,329	59,600,401
1058	Ministry of Education		P-SCH036-002	School Building (8 Class, Lab, AV Room & Wall) - HA, Uligamu	Domestic	P-GOM	On-going	3,415,955	327,761	-
								3,415,955	327,761	-
1163	Ministry of Health		P-HLT210-001	Health Centre New Building - HA, Uligamu	Domestic	P-GOM	New	7,281,132	9,747,944	26,904,451
								7,281,132	9,747,944	26,904,451
1215	Ministry of Sports, Fitness & Recreation		P-SPT455-001	Estab. of Futsal Ground - Ha, Uligamu	Domestic	P-GOM	Retention	121,766	-	-
								121,766	-	-
1224	Ministry of Construction & Infrastructure		P-HBR065-003	Expansion of Harbour & Coastal Protection - Ha, Uligamu	Domestic	P-GOM	On-going	4,240,509	8,969,624	1,595,950
								4,240,509	8,969,624	1,595,950

Island	BA	Office	Project Code	Project	Fund	Fund details	Status	2024 Approved	2025 Approved	2026 Approved
			P-ROD065-001	Const. of road- Ha. Uligamu	Domestic	P-GOM	New	3,984,064	9,000,000	30,000,000
			P-WAS049-001	Water and Sewerage Network - HA.Uligamu	Domestic	P-GOM	Retention	3,984,064	9,000,000	30,000,000
								1,036,405	-	-
1276	Local Government Authority				Domestic	P-GOM		1,036,405	-	-
			P-OFF018-001	Devel. of Council Office Building - HA. Uligamu	Domestic	P-GOM	New	1,500,000	1,000,000	1,100,000
								1,500,000	1,000,000	1,100,000
1224	Ministry of Construction & Infrastructure		P-HBR114-001	High Speed Ferry Network Access Improvement Platform			Contracted	Expenditure details included under "At multiple islands"		
1229	Ministry of Climate Change, Environment & Energy		P-MEE002-018	Waste Mngmt Project in Zone 1 Islands (OFID Ph2 - Waste LC)			Ongoing	Expenditure details included under "At multiple islands"		
			P-MEE062-100	Preparing Outer Island For Sustainable Energy Devel - POISED			Ongoing	Expenditure details included under "At multiple islands"		
								28,258,402	64,050,998	47,214,374
1016	Ministry of Homeland Security & Technology		P-PEN013-001	Const. Of Juvenile Justice Unit - HA. Hoarafushi	Domestic	P-GOM	Ongoing	267,935	323,520	-
1058	Ministry of Education							267,935	323,520	-
			P-SCH256-001	Devel. of School Office Building - HA. Hoarafushi	Domestic	P-GOM	New	1,500,000	1,000,000	1,000,000
								1,500,000	1,000,000	1,000,000
1163	Ministry of Health		P-HLT125-001	Hospital New Building - Ha.Hoarafushi	Domestic	P-GOM	Ongoing	5,798,094	7,568,847	1,045,986
1215	Ministry of Sports, Fitness & Recreation							5,798,094	7,568,847	1,045,986
			P-SPT071-001	Devel. of Football Ground - HA. Hoarafushi	Domestic	P-GOM	Retention	107,590	-	-
								107,590	-	-
			P-SPT346-001	Estab. Of Swimming Track - HA. Hoarafushi	Domestic	P-GOM	Contracted	218,960	80,100	345,542
								218,960	80,100	345,542
			P-SPT347-001	Devel. of Volley Court - HA.Hoarafushi	Domestic	P-GOM	Retention	48,783	-	-
1224	Ministry of Construction & Infrastructure							48,783	-	-
			P-AIR011-003	Coastal Protection - HA Hoarafushi Airport	Domestic	P-GOM	Ongoing	4,093,941	12,271,466	9,419,746
								4,093,941	12,271,466	9,419,746
			P-CPT050-001	Coastal Protection - HA Hoarafushi	Domestic	P-GOM	Ongoing	1,991,947	3,296,226	-
								1,991,947	3,296,226	-
				Trust fund	T-MGF					
			P-HBR215-001	Harbor Upgrade and Commercial Jetty (loading and unloading) - HA.Hoarafushi	Domestic	P-GOM	New	2,000,000	13,000,000	10,000,000
								2,000,000	13,000,000	10,000,000
			P-MSQ063-001	Devel. of Islamic Center - HA.Hoarafushi	Domestic	P-GOM	New	2,400,000	4,000,000	5,600,000
								2,400,000	4,000,000	5,600,000

HA. Hoarafushi

Island	BA	Office	Project Code	Project	Fund	Fund details	Status	2024 Approved	2025 Approved	2026 Approved
			P-REC054-001	Land Reclamation & Social Housing - HA. Hoarafushi	Domestic	P-GOM	New	4,600,000	8,881,920	12,336,000
								4,600,000	8,881,920	12,336,000
			P-RD0032-001	Devel. of Roads - HA. Hoarafushi	Domestic	P-GOM	Ongoing	3,748,458	7,628,919	1,467,100
								3,748,458	7,628,919	1,467,100
1276	Local Government Authority		P-RD0100-001	Upgrading Roads (Phase 2) - HA. Hoarafushi	Domestic	P-GOM	New	796,813	6,000,000	6,000,000
								796,813	6,000,000	6,000,000
			PLCL015-001	Construction Of Council Office - HA. Hoarafushi	Domestic	P-GOM	Retention	685,881	-	-
								685,881	-	-
1224	Ministry of Construction & Infrastructure		P-HBR114-001	High Speed Ferry Network Access Improvement Platform	Domestic	P-GOM	Contracted	Expenditure details included under "At multiple Islands"		
1229	Ministry of Climate Change, Environment & Energy		P-MEE062-100	Preparing Outer Island For Sustainable Energy Devel - POISED			Ongoing	Expenditure details included under "At multiple Islands"		
			P-WST011-002	Upg. of Zone 1 Island Waste Management Centres			Pre-tendering	Expenditure details included under "At multiple Islands"		
HA. Molhadhoo									6,529,050	11,465,986
1058	Ministry of Education		P-SCH125-001	School 3 Classroom - HA. Molhadhoo	Domestic	P-GOM	Contracted	185,337	1,750,000	700,000
								185,337	1,750,000	700,000
1163	Ministry of Health		P-HLT162-001	Upgrading Health Centre - HA. Molhadhoo	Domestic	P-GOM	Contracted	1,000,000	1,200,000	240,000
								1,000,000	1,200,000	240,000
1215	Ministry of Sports, Fitness & Recreation		P-SOC161-001	Devel. of Youth Center - HA. Molhadhoo	Domestic	P-GOM	New	500,000	2,700,000	400,000
								500,000	2,700,000	400,000
1224	Ministry of Construction & Infrastructure		P-HBR004-001	Habour Construction - HA. Molhadhoo	Domestic	P-GOM	Retention	1,221,534	-	-
								1,221,534	-	-
			P-HBR216-001	Harbor Upgrade and Coastal Protection - HA. Molhadhoo	Domestic	P-GOM	New	2,000,000	4,000,000	3,000,000
								2,000,000	4,000,000	3,000,000
			P-WAS078-001	Estab. Water & Sewerage System - HA. Molhadhoo	Domestic	P-GOM	Ongoing	1,622,179	1,815,986	1,815,986
								1,622,179	1,815,986	1,815,986
			P-HBR114-001	High Speed Ferry Network Access Improvement Platform	Domestic	P-GOM	Contracted	Expenditure details included under "At multiple Islands"		
1229	Ministry of Climate Change, Environment & Energy		P-MEE002-018	Waste Mngmt Project in Zone 1 Islands (OFID Ph2 - Waste LC)			Ongoing	Expenditure details included under "At multiple Islands"		
			P-MEE062-100	Preparing Outer Island For Sustainable Energy Devel - POISED			Ongoing	Expenditure details included under "At multiple Islands"		

Island	BA	Office	Project Code	Project	Fund	Fund details	Status	2024 Approved	2025 Approved	2026 Approved
HA.Ihavandhoo										
1058	Ministry of Education		P-SCH033-001	HA. Ihavandhoo School Multipurpose	Domestic	P-GOM	Ongoing	31,168,008	83,090,920	50,250,188
								2,225,494	3,738,901	-
								2,225,494	3,738,901	-
			P-SCH033-002	Const. of 12 Classroom block at HA.Ihavandhoo School	Domestic	P-GOM	Pre-tendering	172,216	550,000	110,000
1163	Ministry of Health		P-HLT126-001	Hospital New Building - HA.Ihavandhoo	Domestic	P-GOM	Ongoing	172,216	550,000	110,000
								3,321,305	7,514,952	1,502,990
								3,321,305	7,514,952	1,502,990
1215	Ministry of Sports, Fitness & Recreation		P-SOC015-001	Devel. of Youth Centre - HA.Ihavandhoo	Domestic	P-GOM	Ongoing	195,577	47,697	40,690
								195,577	47,697	40,690
1224	Ministry of Construction & Infrastructure		P-CPT104-001	Coastal Protection - HA.Ihavandhoo	Domestic	P-GOM	New	1,000,000	5,000,000	2,000,000
								1,000,000	5,000,000	2,000,000
			P-HBR042-001	Harbor Upgrading - HA. Ihavandhoo	Domestic	P-GOM	Retention	1,620,953	-	-
								1,620,953	-	-
			P-HBR173-001	Devel. of harbour for the Fish Buying Facility - Ha. Ihavandhoo	Domestic	P-GOM	Awarded	1,668,687	9,039,437	3,615,775
								1,668,687	9,039,437	3,615,775
			P-HBR217-001	Change Harbor Quay wall - HA.Ihavandhoo	Domestic	P-GOM	New	1,900,000	1,500,000	1,000,000
								1,900,000	1,500,000	1,000,000
			P-REC002-001	Land Reclamation - HA.Ihavandhoo	Domestic	P-GOM	Ongoing	10,348,152	7,441,467	170,085
								10,348,152	7,441,467	170,085
			P-RD051-001	Devel. of Roads - HA.Ihavandhoo	Domestic	P-GOM	Contracted	3,643,577	12,427,010	5,142,337
								3,643,577	12,427,010	5,142,337
1233	Ministry of Fisheries & Ocean Resources		P-FIS028-002	Estb. Of Fish Storage Facility - HA.Ihavandhoo	Domestic	P-GOM	Contracted	451,041	1,750,000	250,000
								451,041	1,750,000	250,000
			P-FIS030-001	Ha.Ihavandhoo Cold Storage & Fish Collecting Centre	Domestic	P-GOM	Awarded	1,971,006	24,131,456	27,118,311
1240	Ministry of Islamic Affairs		P-MSQ061-001	Const. Of Mosque - Ha.Ihavandhoo	Domestic	P-GOM	New	1,971,006	24,131,456	27,118,311
								650,000	1,950,000	1,300,000
								650,000	1,950,000	1,300,000
1529	Ministry of Housing, Land & Urban Development		P-HOU060-001	Devel. of 300 Housing Unit - HA.Ihavandhoo	Domestic	P-GOM	New	2,000,000	8,000,000	8,000,000
								2,000,000	8,000,000	8,000,000

Island	BA	Office	Project Code	Project	Fund	Fund details	Status	2024 Approved	2025 Approved	2026 Approved
1027	Maldives Police Service		P-PO1010-001	Establishing Of Police Stations			Contracted	Expenditure details included under "At multiple Islands"		
1224	Ministry of Construction & Infrastructure		P-HBR114-001	High Speed Ferry Network Access Improvement Platform			Contracted	Expenditure details included under "At multiple Islands"		
1229	Ministry of Climate Change, Environment & Energy		P-MEE062-100	Preparing Outer Island For Sustainable Energy Devel - POISED			Ongoing	Expenditure details included under "At multiple Islands"		
			P-WST011-001	Zone 1 Regional Waste Management Project			Pre-tendering	Expenditure details included under "At multiple Islands"		
HA, Maarandhoo								10,275,067	39,420,252	14,109,654
1058	Ministry of Education		P-SCH037-001	School 2 Storey Building - HA, Maarandhoo			Pre-tendering	217,320	2,150,000	23,200
				Domestic	P-GOM			217,320	2,150,000	23,200
1163	Ministry of Health		P-HLT247-001	Devel. of Laboratory - HA, Maarandhoo			New	1,000,000	1,200,000	100,000
				Domestic	P-GOM			1,000,000	1,200,000	100,000
1215	Ministry of Sports, Fitness & Recreation		P-SPT014-001	Devel. of Football Ground - HA, Maarandhoo			Retention	40,708	-	-
				Domestic	P-GOM			40,708	-	-
			P-SPT014-002	Repa.Futsal Ground Boundary Wall & Fence - HA, Maarandhoo			Pre-tendering	369,034	540,000	810,000
				Domestic	P-GOM			369,034	540,000	810,000
1224	Ministry of Construction & Infrastructure		P-HBR170-001	Expansion Of Harbour - HA, Maarandhoo			Contracted	3,751,146	10,995,549	4,398,220
				Domestic	P-GOM			3,751,146	10,995,549	4,398,220
			P-WAS001-001	Water and Sewerage System -Ha, Maarandhoo			Ongoing	4,296,859	22,734,703	7,578,234
				Trust fund	T-MGF			4,296,859	22,734,703	7,578,234
1276	Local Government Authority		P-LCL032-001	Construction Of Council Office - Ha, Maarandhoo			New	600,000	1,800,000	1,200,000
				Domestic	P-GOM			600,000	1,800,000	1,200,000
1224	Ministry of Construction & Infrastructure		P-HBR114-001	High Speed Ferry Network Access Improvement Platform			Contracted	Expenditure details included under "At multiple Islands"		
1229	Ministry of Climate Change, Environment & Energy		P-MEE002-018	Waste Mngmt Project in Zone 1 Islands (OFID Ph2 - Waste LC)			Ongoing	Expenditure details included under "At multiple Islands"		
			P-MEE062-100	Preparing Outer Island For Sustainable Energy Devel - POISED			Ongoing	Expenditure details included under "At multiple Islands"		
HA, Thakandhoo								10,836,171	31,014,023	16,591,642
1215	Ministry of Sports, Fitness & Recreation		P-SOC162-001	Devel. of Youth Center - HA, Thakandhoo			New	500,000	1,300,000	1,800,000
				Domestic	P-GOM			500,000	1,300,000	1,800,000
1224	Ministry of Construction & Infrastructure		P-CPT089-001	Coastal Protection - HA, Thakandhoo			New	3,500,000	6,000,000	6,000,000
				Domestic	P-GOM			3,500,000	6,000,000	6,000,000
			P-CPT105-001	Coastal Protection - HA, Thakandhoo			New	1,500,000	1,000,000	1,000,000
				Domestic	P-GOM			1,500,000	1,000,000	1,000,000

Island	BA	Office	Project Code	Project	Fund	Fund details	Status	2024 Approved	2025 Approved	2026 Approved
HA.Utheemu	1229	Ministry of Climate Change, Environment & Energy	P-HBR068-001	Upgrading Entrance Channel - HA.Thakandhoo	Domestic	P-GOM	Retention	918,310	-	-
			P-WAS093-001	Estab. Water & Sewerage System - Ha.Thakandhoo	Trust fund	T-MGF	On-going	918,310	-	-
			P-HBR114-001	High Speed Ferry Network Access Improvement Platform			Contracted	4,417,861	22,714,023	7,791,642
			P-MEE002-018	Waste Mngmt Project in Zone 1 Islands (OFID Ph2 - Waste LC)			On-going	4,417,861	22,714,023	7,791,642
			P-MEE062-100	Preparing Outer Island For Sustainable Energy Devel - POISED			On-going	Expenditure details included under "At multiple Islands"		
								Expenditure details included under "At multiple Islands"		
								Expenditure details included under "At multiple Islands"		
								Expenditure details included under "At multiple Islands"		
								Expenditure details included under "At multiple Islands"		
								Expenditure details included under "At multiple Islands"		
1058	Ministry of Education	P-SCH130-001	Finishing Of School 4 Classroom Building - HA.Utheemu	Domestic	P-GOM	Contracted	262,424	2,150,000	210,000	
1215	Ministry of Sports, Fitness & Recreation	P-SPT315-001	Estab.Football Ground - HA.Utheemu	Domestic	P-GOM	Retention	95,581	-	-	
							95,581	-	-	
1224	Ministry of Construction & Infrastructure	P-SPT538-001	Devel. of Futsal Ground - HA.Utheemu	Domestic	P-GOM	New	500,000	300,000	200,000	
							500,000	300,000	200,000	
		P-CPT106-001	Coastal Protection - HA.Utheemu	Domestic	P-GOM	New	1,000,000	3,000,000	2,000,000	
							1,000,000	3,000,000	2,000,000	
		P-HBR148-001	Upgrading Entrance Channel - HA.Utheemu	Domestic	P-GOM	Contracted	4,067,489	6,511,622	-	
1240	Ministry of Islamic Affairs	P-WAT035-001	Estab. Water System - HA.Utheemu	Domestic	P-GOM	Contracted	4,067,489	6,511,622	-	
							1,504,800	1,112,320	-	
							1,504,800	1,112,320	-	
1240	Ministry of Islamic Affairs	P-MSQ052-001	Const. of Mosque- Ha.Utheemu	Domestic	P-GOM	Pre-tendering	1,504,800	1,112,320	-	
1264	Department of Judicial Administration						227,873	926,229	6,596,392	
		P-QRT026-001	Devel. of State House - HA.Utheemu	Domestic	P-GOM	New	227,873	926,229	6,596,392	
1271	National Centre for Cultural Heritage						723,984	3,619,919	1,447,968	
		P-SOC046-001	Estab. Of Museum - HA.Utheemu	Domestic	P-GOM	Pre-tendering	723,984	3,619,919	1,447,968	
1224	Ministry of Construction & Infrastructure						566,764	1,642,000	656,800	
							153,764	821,000	328,400	
							413,000	821,000	328,400	
1229	Ministry of Climate Change, Environment & Energy	P-HBR114-001	High Speed Ferry Network Access Improvement Platform			Contracted	Expenditure details included under "At multiple Islands"			
		P-MEE062-100	Preparing Outer Island For Sustainable Energy Devel - POISED			On-going	Expenditure details included under "At multiple Islands"			
		P-WST011-001	Zone 1 Regional Waste Management Project			Pre-tendering	Expenditure details included under "At multiple Islands"			

Island	BA	Office	Project Code	Project	Fund	Fund details	Status	2024 Approved	2025 Approved	2026 Approved
HA, Muraidhoo										
1058	Ministry of Education	P-SCH231-001	School Building (Multi Purp. Hall) Ha.Muraidhoo	Domestic	P-GOM	New	10,985,077	23,940,481	7,407,570	
							800,000	2,400,000	1,600,000	
							800,000	2,400,000	1,600,000	
1163	Ministry of Health	P-HLT246-001	Devel. of Laboratory - HA.Muraidhoo	Domestic	P-GOM	New	1,000,000	1,200,000	100,000	
							1,000,000	1,200,000	100,000	
							1,000,000	2,500,000	1,500,000	
1215	Ministry of Sports, Fitness & Recreation	P-SPT262-001	Estab. of Football Ground - HA.Muraidhoo	Domestic	P-GOM	Retention	1,000,000	2,500,000	1,500,000	
							198,620	-	-	
							198,620	-	-	
1224	Ministry of Construction & Infrastructure	P-HBR066-001	Devel. of Harbour - HA.Muraidhoo	Domestic	P-GOM	Retention	1,490,249	-	-	
							1,490,249	-	-	
							4,507,612	13,648,976	-	
1240	Ministry of Islamic Affairs	P-WAT001-001	Water Supply System - Ha. Muraidhoo	Trust fund	T-MGF	On-going	4,507,612	13,648,976	-	
							1,622,335	580,022	526,258	
							1,622,335	580,022	526,258	
1264	Department of Judicial Administration	P-CRT018-001	Const. of Magistrate Court- Ha. Muraidhoo	Domestic	P-GOM	Tendering	194,164	1,736,743	681,312	
							194,164	1,736,743	681,312	
							172,097	1,874,740	3,000,000	
1276	Local Government Authority	P-OFF013-001	Const.of Council Office- HA.Muraidhoo	Domestic	P-GOM	Pre-tendering	172,097	1,874,740	3,000,000	
							Expenditure details included under "At multiple islands"			
							Expenditure details included under "At multiple islands"			
1224	Ministry of Construction & Infrastructure	P-HBR114-001	High Speed Ferry Network Access Improvement Platform			Contracted	Expenditure details included under "At multiple islands"			
							Expenditure details included under "At multiple islands"			
							Expenditure details included under "At multiple islands"			
1229	Ministry of Climate Change, Environment & Energy	P-MEE002-018	Waste Mngmt Project in Zone 1 Islands (OFID PH2 - Waste LC)			On-going	Expenditure details included under "At multiple islands"			
							Expenditure details included under "At multiple islands"			
							Expenditure details included under "At multiple islands"			
HA, Baarah										
1058	Ministry of Education	P-SCH257-001	Devel. of Multi-Purpose Hall and Office Building - HA.Baarah	Domestic	P-GOM	New	12,584,327	23,132,832	27,055,986	
							2,000,000	2,000,000	1,500,000	
							2,000,000	2,000,000	1,500,000	
1215	Ministry of Sports, Fitness & Recreation	P-SOC054-001	Devel. of Youth Centre - HA.Baarah	Domestic	P-GOM	Contracted	470,619	172,162	473,918	
							470,619	172,162	473,918	
							188,207	450,000	90,000	
		P-SPT231-002	Upgrading Of Football Ground - HA. Baarah	Domestic	P-GOM	Tendering	88,207	450,000	90,000	

Island	BA	Office	Project Code	Project	Fund	Fund details	Status	2024 Approved	2025 Approved	2026 Approved
1224	Ministry of Construction & Infrastructure		P-SPT457-001	Estab. of Football Ground - HA.Baarah	Domestic	P-GOM	Retention	133,672	-	-
								133,672	-	-
			P-HBR064-001	Devel. of Harbour - HA.Baarah	Domestic	P-GOM	Retention	633,279	-	-
								633,279	-	-
			P-HBR218-001	Upgrading of jfetty and harbor- HA.Baarah	Domestic	P-GOM	New	1,000,000	3,000,000	2,000,000
								1,000,000	3,000,000	2,000,000
		P-RD0083-001	Const. of road- HA.Baarah	Domestic	P-GOM	New	4,668,236	14,216,670	21,423,268	
							4,668,236	14,216,670	21,423,268	
1229	Ministry of Climate Change, Environment & Energy		P-SAN019-001	Estab. Sewerage System - HA.Baarah	Domestic	P-GOM	Retention	788,992	-	-
								788,992	-	-
			P-WST001-001	Establishment of Waste Yard - HA.Baarah	Trust fund	T-MGF	On-going	1,260,000	1,344,000	268,800
					Trust fund	T-MGF	New	1,260,000	1,344,000	268,800
								1,260,000	1,344,000	268,800
1240	Ministry of Islamic Affairs		P-MSQ060-001	Const. Of Mosque - B.Baarah	Domestic	P-GOM	New	650,000	1,950,000	1,300,000
1264	Department of Judicial Administration				Domestic	P-GOM	Retention	650,000	1,950,000	1,300,000
			P-CRT002-001	Construction Of Magistrate Court - HA.Baarah	Domestic	P-GOM	Retention	791,322	-	-
								791,322	-	-
1027	Maldives Police Service		P-POL010-001	Establishing Of Police Stations			Contracted	Expenditure details included under "At multiple Islands"		
1224	Ministry of Construction & Infrastructure		P-HBR114-001	High Speed Ferry Network Access Improvement Platform			Contracted	Expenditure details included under "At multiple Islands"		
1229	Ministry of Climate Change, Environment & Energy		P-WAS069-001	Provision of Water Supply & Sewerage Project			On-going	Expenditure details included under "At multiple Islands"		
			P-MEE062-100	Preparing Outer Island For Sustainable Energy Devel - POISED			On-going	Expenditure details included under "At multiple Islands"		
			P-CLT002-001	Estab. Of Site Museums & Maintenance of Cultural Sites			Pre-tendering	Expenditure details included under "At multiple Islands"		
HA.Dhidhdhoo								25,422,539	40,604,217	18,066,766
1058	Ministry of Education		P-SCH039-001	School Building (12 Class & Office) - HA.Atoil	Domestic	P-GOM	Pre-tendering	217,320	2,150,000	210,000
1129	Ministry of Higher Education, Labour & Skills Development						On-going	217,320	2,150,000	210,000
			P-UNJ007-001	Estab. Of Junior College - HA.Dhidhdhoo	Domestic	P-GOM	On-going	2,205,019	1,417,443	-
1141	Maldives Islamic University						New	2,205,019	1,417,443	-
			P-UNI027-001	Devel. of Campus - HA.Dhidhdhoo	Domestic	P-GOM	New	2,500,000	-	-
							-	2,500,000	-	-
								2,500,000	-	-
1163	Ministry of Health		P-HLT124-001	Hospital New Building - HA.Dhidhdhoo	Domestic	P-GOM	Pre-tendering	303,428	444,000	111,000
					Domestic	P-GOM		303,428	444,000	111,000

Island	BA	Office	Project Code	Project	Fund	Fund details	Status	2024 Approved	2025 Approved	2026 Approved
1215	Ministry of Sports, Fitness & Recreation	P-SOC118-001	Devel. of Outdoor Gym - HA.Dhiddhoo	Domestic	P-GOM		Pre-tendering	258,324	157,500	47,250
								258,324	157,500	47,250
		P-SOC163-001	Devel. of Youth Center - HA.Dhiddhoo	Domestic	P-GOM		New	1,400,000	800,000	1,400,000
								1,400,000	800,000	1,400,000
		P-SPT252-001	Devel. of Volley Court - HA.Dhiddhoo	Domestic	P-GOM		Retention	50,194	-	-
								50,194	-	-
1224	Ministry of Construction & Infrastructure	P-SPT264-002	Stands and Lighting Of Football Ground - HA.Dhiddhoo	Domestic	P-GOM		Retention	176,840	-	-
								176,840	-	-
		P-SPT458-001	Stands and Lighting Of Football Ground - HA.Dhiddhoo	Domestic	P-GOM		On-going	2,476,136	961,000	120,000
								2,476,136	961,000	120,000
		P-HBR043-001	Jetty Construction - HA. Dhiddhoo	Domestic	P-GOM		Pre-tendering	266,524	720,000	150,000
								266,524	720,000	150,000
1240	Ministry of Islamic Affairs	P-HBR067-001	Devel. of Harbour - HA.Dhiddhoo	Domestic	P-GOM		Retention	4,056,917	-	-
								4,056,917	-	-
		P-REC028-001	Land Reclamation - HA.Dhiddhoo	Domestic	P-GOM		Contracted	4,600,000	9,097,882	500,384
								4,600,000	9,097,882	500,384
		P-R0D047-001	Road Construction - HA.Dhiddhoo	Domestic	P-GOM		On-going	4,003,782	9,123,715	1,942,903
								4,003,782	9,123,715	1,942,903
1529	Ministry of Housing, Land & Urban Development	P-MSQ018-001	Construction Of Islamic Centre - Ha.Dhiddhoo	Domestic	P-GOM		Pre-tendering	294,016	5,732,677	3,585,229
								294,016	5,732,677	3,585,229
		P-HOU035-002	Const.Of 75 Housing units - HA.Dhiddhoo	Domestic	P-GOM		Contracted	2,614,039	10,000,000	10,000,000
								2,614,039	10,000,000	10,000,000
		P-POL010-001	Establishing Of Police Stations	Domestic	P-GOM		Contracted	Expenditure details included under "At multiple islands"		
								Expenditure details included under "At multiple islands"		
1224	Ministry of Construction & Infrastructure	P-HBR114-001	High Speed Ferry Network Access Improvement Platform	Domestic	P-GOM		Contracted	Expenditure details included under "At multiple islands"		
								Expenditure details included under "At multiple islands"		
		P-HTE158-001	Installing Street Lights in Road Devel. of Islands	Domestic	P-GOM		On-going	Expenditure details included under "At multiple islands"		
								Expenditure details included under "At multiple islands"		
		P-MEE002-018	Waste Mngmt Project in Zone 1 Islands (OFID Ph2 - Waste LC)	Domestic	P-GOM		On-going	Expenditure details included under "At multiple islands"		
								Expenditure details included under "At multiple islands"		
1233	Ministry of Fisheries & Ocean Resources	P-FIS004-001	Fisheries Sector Development Project	Domestic	P-GOM		On-going	Expenditure details included under "At multiple islands"		
								Expenditure details included under "At multiple islands"		
HA,Kelaa								32,472,776	56,346,199	53,412,127
1058	Ministry of Education	P-MOE051-001	Sheih Ibrahim School (Hall & Classroom) HA,Kelaa	Domestic	P-GOM		Contracted	336,231	1,750,000	210,000
								336,231	1,750,000	210,000

Island	BA	Office	Project Code	Project	Fund	Fund details	Status	2024 Approved	2025 Approved	2026 Approved
1163	Ministry of Health		P-SCH175-002	Const. of School 3 Storey Building - HA.Kelaa	Domestic	P-GOM	Awarded	3,568,156	7,374,961	359,798
			P-HLT075-001	Upgrading of Health Centre - HA.Kelaa	Domestic	P-GOM	On-going	3,568,156	7,374,961	359,798
			P-SPT280-001	Devel. of Football Ground Stands - HA.Kelaa	Domestic	P-GOM	Contracted	4,431,135	4,712,943	2,479,984
1215	Ministry of Sports, Fitness & Recreation		P-SPT394-001	Devel. of Football area in Ha.Kelaa	Domestic	P-GOM	Contracted	4,431,135	4,712,943	2,479,984
			P-SPT394-001	Estab. of Football area in Ha.Kelaa	Domestic	P-GOM	Contracted	1,590,105	728,193	364,096
			P-SPT443-001	Devel. of Volley Court - HA.Kelaa	Domestic	P-GOM	Retention	399,787	190,000	120,000
1224	Ministry of Construction & Infrastructure		P-SPT539-001	Devel. of Indoor Sports Facility - HA.Kelaa	Domestic	P-GOM	New	56,346	-	-
			P-HBR044-002	Devel. of Entrance Channel & Breakwater - HA.Kelaa	Domestic	P-GOM	On-going	2,500,000	1,500,000	1,000,000
			P-HBR177-001	Upgrading Harbour - HA.Kelaa	Domestic	P-GOM	New	2,500,000	6,343,465	913,628
1226	Local Government Authority		P-ROD001-001	Road Construction - HA.Kelaa	Domestic	P-GOM	Contracted	4,011,430	6,343,465	913,628
			P-ROD105-001	Devel. of Road, Water and Sanitation - HA.Kelaa	Domestic	P-GOM	New	7,000,000	12,000,000	35,000,000
			P-SOC164-001	Devel. of Picnic Island - HA.Kelaa	Domestic	P-GOM	New	7,000,000	12,000,000	35,000,000
1276	Maldives Police Service		P-FIS011-001	Construction Of Farmers Market - HA.Kelaa	Domestic	P-GOM	Contracted	3,577,472	14,746,637	4,964,621
			P-POL010-001	Establishing Of Police Stations	Domestic	P-GOM	Contracted	3,577,472	14,746,637	4,964,621
			P-HBR114-001	High Speed Ferry Network Access Improvement Platform	Domestic	P-GOM	On-going	1,500,000	3,000,000	3,000,000
1229	Ministry of Climate Change, Environment & Energy		P-WAS069-001	Provision of Water Supply & Sewerage Project	Domestic	P-GOM	On-going	1,500,000	3,000,000	3,000,000
			P-WAT024-001	Micro grid desalination Plant	Domestic	P-GOM	On-going	3,400,000	4,000,000	5,000,000
			P-MEE062-100	Preparing Outer Island For Sustainable Energy Devel - POISED	Domestic	P-GOM	Pre-tendering	3,400,000	4,000,000	5,000,000
1532	Ministry of Dhivehi Language, Culture & Heritage		P-CLT002-001	Estab. Of Site Museums & Maintenance of Cultural Sites	Domestic	P-GOM	Pre-tendering	102,114	-	-
								102,114	-	-
								Expenditure details included under "At multiple islands"		
1224	Ministry of Construction & Infrastructure							Expenditure details included under "At multiple islands"		
								Expenditure details included under "At multiple islands"		
								Expenditure details included under "At multiple islands"		
1229	Ministry of Climate Change, Environment & Energy							Expenditure details included under "At multiple islands"		
								Expenditure details included under "At multiple islands"		
								Expenditure details included under "At multiple islands"		
1532	Ministry of Dhivehi Language, Culture & Heritage							Expenditure details included under "At multiple islands"		
								Expenditure details included under "At multiple islands"		
								Expenditure details included under "At multiple islands"		

Island	BA	Office	Project Code	Project	Fund	Fund details	Status	2024 Approved	2025 Approved	2026 Approved
HA, Vashafaru										
1058	Ministry of Education		P-SCH245-001	School Building (Multi Purp. Hall) - Ha. Vashafaru	Domestic	P-GOM	New	13,346,259	23,148,303	21,464,382
								600,000	1,800,000	1,200,000
1215	Ministry of Sports, Fitness & Recreation		P-SPT489-001	Devel. of Futsal ground- Ha. Vashafaru	Domestic	P-GOM	Retention	122,991	-	-
								122,991	-	-
			P-SPT514-001	Estab. of Football ground - Ha. Vashafaru	Domestic	P-GOM	New	650,000	1,950,000	-
								650,000	1,950,000	-
1224	Ministry of Construction & Infrastructure		P-REC043-001	Land Reclamation & Coastal Protection- HA. Vashafaru	Domestic	P-GOM	New	4,600,000	4,566,960	6,168,000
								4,600,000	4,566,960	6,168,000
			P-WAS071-001	Establishing Water & Sewerage System - HA. Vashafaru	Domestic	P-GOM	On-going	5,419,165	5,395,466	9,695,582
								5,419,165	5,395,466	9,695,582
1229	Ministry of Climate Change, Environment & Energy		P-WST065-001	Estab. of WRMC - Ha. Vashafaru	Domestic	P-GOM	New	1,233,600	7,401,600	3,700,800
								1,233,600	7,401,600	3,700,800
1264	Department of Judicial Administration		P-CRT013-001	Const. Of Magistrate Court - Ha. Vashafaru	Domestic	P-GOM	Awarded	720,503	2,034,277	700,000
								720,503	2,034,277	700,000
1224	Ministry of Construction & Infrastructure		P-HBR114-001	High Speed Ferry Network Access Improvement Platform			Contracted	Expenditure details included under "At multiple islands"		
1229	Ministry of Climate Change, Environment & Energy		P-MEE062-100	Preparing Outer Island For Sustainable Energy Devel - POISED			On-going	Expenditure details included under "At multiple islands"		
			P-WST011-001	Zone 1 Regional Waste Management Project			Pre-tendering	Expenditure details included under "At multiple islands"		
								10,522,782	19,615,488	8,374,472
HA, Filladhoo										
1058	Ministry of Education		P-SCH038-001	School Building (Hall) - HA. Filladhoo	Domestic	P-GOM	On-going	4,239,121	5,129,420	621,449
								4,239,121	5,129,420	621,449
			P-SCH232-001	School Building (4 Classrooms) - Ha. Filladhoo	Domestic	P-GOM	New	800,000	2,400,000	1,600,000
								800,000	2,400,000	1,600,000
1215	Ministry of Sports, Fitness & Recreation		P-SPT528-001	Estab. Volley Court & Handball Court - HA. Filladhoo	Domestic	P-GOM	New	130,000	715,000	260,000
								130,000	715,000	260,000
1224	Ministry of Construction & Infrastructure		P-CPT025-001	Coastal Protection - HA. Filladhoo	Trust fund	T-MGF	Pre-tendering	381,600	1,392,000	2,400,000
								381,600	1,392,000	2,400,000
			P-HBR187-001	Upgrading Harbour - HA. Filladhoo	Domestic	P-GOM	New	2,000,000	5,500,000	2,000,000
								2,000,000	5,500,000	2,000,000

Island	BA	Office	Project Code	Project	Fund	Fund details	Status	2024 Approved	2025 Approved	2026 Approved	
		Ministry of Climate Change, Environment & Energy	P-ROD033-001	Devel. of Roads - HA.Filladhoo	Domestic	P-GOM	Contracted	1,948,782	4,479,068	1,493,023	
			P-WAS077-001	Estab. Water & Sewerage System - HA.Filladhoo	Domestic	P-GOM	Retention	1,948,782	4,479,068	1,493,023	
								1,023,279	-	-	
								1,023,279	-	-	
			P-HBR114-001	High Speed Ferry Network Access Improvement Platform			Contracted	Expenditure details included under "At multiple islands"			
			P-MEE062-100	Preparing Outer Island For Sustainable Energy Devel - POISED			On-going	Expenditure details included under "At multiple islands"			
			P-WST011-001	Zone 1 Regional Waste Management Project			Pre-tendering	Expenditure details included under "At multiple islands"			
								307,809,902	325,344,912	941,822,899	
1058	Ministry of Education	P-SCH190-001	Classrooms and School Upgrading - HDH.Hanimaadhoo 04	Domestic	P-GOM	Contracted	164,015	1,750,000	700,000		
1163	Ministry of Health	P-SCH246-001	School Building (Science lab & Classroom) - HdH.Hanimaadhoo	Domestic	P-GOM	New	300,000	900,000	600,000		
							300,000	900,000	600,000		
		P-HLT127-001	Hospital New Building - HDh.Hanimaadhoo	Domestic	P-GOM	Tendering	3,522,908	5,853,176	1,652,706		
							3,522,908	5,853,176	1,652,706		
1215	Ministry of Sports, Fitness & Recreation	P-SOC080-001	Devel. of Children park in HdH.Hanimaadhoo	Domestic	P-GOM	Tendering	82,008	130,000	50,000		
		Ministry of Construction & Infrastructure						82,008	130,000	50,000	
			P-SPT074-001	Devel. of Football Ground - HdH.Hanimaadhoo	Domestic	P-GOM	On-going	279,523	190,000	115,000	
								279,523	190,000	115,000	
			P-SPT074-002	Estab. Lighting at Football Ground - HDh.Hanimaadhoo	Domestic	P-GOM	Contracted	1,477,526	1,285,770	257,385	
								1,477,526	1,285,770	257,385	
			P-SPT075-001	Devel. of Swimming Track - HDh.Hanimaadhoo	Domestic	P-GOM	Contracted	423,422	154,896	45,396	
								423,422	154,896	45,396	
			P-SPT321-001	Estab. of Futsal Ground - HDh.Hanimaadhoo	Domestic	P-GOM	Tendering	246,023	375,000	75,000	
								246,023	375,000	75,000	
			P-HBR045-001	Harbor Upgrading - HDh.Hanimaadhoo	Domestic	P-GOM	Retention	2,831,718	-	-	
1224							2,831,718	-	-		
		P-R0D106-001	Instal. of Street light at newly populated area - HDh.Hanimaadhoo	Domestic	P-GOM	New	2,000,000	500,000	500,000		
1233	Ministry of Fisheries & Ocean Resources						2,000,000	500,000	500,000		
		P-FIS023-002	Const. of Multi Purpose Laboratory at Agricultural Centre	Domestic	P-GOM	Pre-tendering	123,011	1,900,000	250,000		
							123,011	1,900,000	250,000		

Island	BA	Office	Project Code	Project	Fund	Fund details	Status	2024 Approved	2025 Approved	2026 Approved
1240	Ministry of Islamic Affairs		P-MSQ027-001	Construction Of Mosque - Hdh.Hanimaadhoo	Domestic	P-GOM	Ongoing	488,227	902,584	595,344
1517	Invest Maldives		P-AIR001-003	Upgrading of Airport - Hdh.Hanimaadhoo	Loan	X-INEX	Ongoing	488,227	902,584	595,344
								295,502,487	311,153,486	936,882,068
								287,700,416	301,465,524	922,633,828
								7,802,071	9,687,962	14,248,240
1529	Ministry of Housing, Land & Urban Development		P-HOU021-002	Finishing Of 100 Housing units - HDh.Hanimaadhoo	Domestic	P-GOM	Pre-tendering	369,034	250,000	100,000
1027	Maldives Police Service		P-POL010-001	Establishing Of Police Stations	Domestic	P-GOM	Contracted	369,034	250,000	100,000
1224	Ministry of Construction & Infrastructure		P-HBR114-001	High Speed Ferry Network Access Improvement Platform			Contracted	Expenditure details included under "At multiple Islands"		
			P-HTE158-001	Installing Street Lights in Road Devel. of Islands			Ongoing	Expenditure details included under "At multiple Islands"		
1229	Ministry of Climate Change, Environment & Energy		P-MEE062-100	Preparing Outer Island For Sustainable Energy Devel - POISED			Ongoing	Expenditure details included under "At multiple Islands"		
			P-WST011-001	Zone 1 Regional Waste Management Project			Pre-tendering	Expenditure details included under "At multiple Islands"		
HDh.Finey								16,109,975	33,168,756	27,521,417
1058	Ministry of Education		P-SC044-001	School New Building - HDh.Finey	Domestic	P-GOM	Ongoing	3,719,328	4,416,356	535,058
1167	Kuhduhuffushi Regional Hospital		P-HLT204-001	Health Centre Extension - HDh.Finey	Domestic	P-GOM	Ongoing	3,719,328	4,416,356	535,058
								1,450,000	2,030,000	1,305,500
								1,450,000	2,030,000	1,305,500
1215	Ministry of Sports, Fitness & Recreation		P-SPT012-001	Upgrading of Football Ground - HDh.Finey	Domestic	P-GOM	Pre-tendering	132,852	194,400	19,440
								132,852	194,400	19,440
			P-SPT251-001	Devel. of Volley Court - HDh.Finey	Domestic	P-GOM	Retention	93,489	-	-
								93,489	-	-
1224	Ministry of Construction & Infrastructure		P-HBR129-001	Upgrading Harbour - HDh.Finey	Domestic	P-GOM	Ongoing	4,046,070	9,011,330	2,338,151
								4,046,070	9,011,330	2,338,151
			P-RD0084-001	Const. of road- HDh.Finey	Domestic	P-GOM	New	4,668,236	14,216,670	21,423,268
								4,668,236	14,216,670	21,423,268
			P-RD0107-001	Instal. of Street light at newly populated area - HDh.Finey	Domestic	P-GOM	New	400,000	1,000,000	600,000
								400,000	1,000,000	600,000
1276	Local Government Authority		P-OFF019-001	Const. of Council Boundary Wall - HDh.Finey	Domestic	P-GOM	New	600,000	1,800,000	1,200,000
								600,000	1,800,000	1,200,000

Island	BA	Office	Project Code	Project	Fund	Fund details	Status	2024 Approved	2025 Approved	2026 Approved
1224	Ministry of Construction & Infrastructure	Ministry of Climate Change, Environment & Energy	P-SOC165-001	Cemetry Boundary Wall - HDh.Finey	Domestic	P-GOM	New	1,000,000	500,000	100,000
			P-HBR114-001	High Speed Ferry Network Access Improvement Platform			Contracted	1,000,000	500,000	100,000
			P-MEE002-018	Waste Mngmt Project in Zone 1 Islands (OFID PH2 - Waste LC)			Ongoing	Expenditure details included under "At multiple Islands"		
			P-MEE062-100	Preparing Outer Island For Sustainable Energy Devel - POISED			Ongoing	Expenditure details included under "At multiple Islands"		
HDh.Naivaadhoo										
1058	Ministry of Education		P-SCH041-001	School Building (Hall) - HDh.Naivaadhoo	Domestic	P-GOM	Contracted	1,888,059	3,276,000	-
			P-SCH117-001	School Building (Boundary Wall) - Hdh.Naivaadhoo	Domestic	P-GOM	Retention	1,888,059	3,276,000	-
					Domestic	P-GOM		390,000	-	-
1215	Ministry of Sports, Fitness & Recreation		P-SOC158-001	Estab. Outdoor Gym - HDh.Naivaadhoo	Domestic	P-GOM	New	150,000	227,500	17,500
			P-SOC166-001	Devel. of Youth Center - HDh.Naivaadhoo	Domestic	P-GOM	New	150,000	227,500	17,500
					Domestic	P-GOM		1,400,000	1,400,000	800,000
			P-SPT317-001	Estab. Football Ground - HDh.Naivaadhoo	Domestic	P-GOM	Contracted	1,400,000	1,400,000	800,000
					Domestic	P-GOM		1,195,590	416,544	208,272
			P-SPT442-001	Devel. of Volley Court - HDh.Naivaadhoo	Domestic	P-GOM	Retention	1,195,590	416,544	208,272
					Domestic	P-GOM		46,226	-	-
					Domestic	P-GOM		46,226	-	-
			P-CPT026-001	Coastal Protection - HDh.Naivaadhoo	Trust fund	T-MGF	Pre-tendering	360,000	1,392,000	2,400,000
1224	Ministry of Construction & Infrastructure		P-HBR046-002	Repairing Harbour - HDh.Naivaadhoo	Domestic	P-GOM	Ongoing	360,000	1,392,000	2,400,000
					Domestic	P-GOM		4,076,749	3,513,183	-
			P-MEE102-001	Estab. Water System - Hdh.Naivaadhoo	Domestic	P-GOM	Retention	4,076,749	3,513,183	-
					Domestic	P-GOM		533,049	-	-
					Domestic	P-GOM		533,049	-	-
			P-REC061-001	Land Reclamation - Hdh.Naivaadhoo	Domestic	P-GOM	New	4,600,000	13,322,880	24,927,268
					Domestic	P-GOM		13,322,880	24,927,268	
			P-SAN033-001	Estab. Sewerage System - HDh.Naivaadhoo	Domestic	P-GOM	Ongoing	4,600,000	13,322,880	24,927,268
					Domestic	P-GOM		535,814	171,319	51,396
1264	Department of Judicial Administration		P-CRT020-001	Const. of Magistrate Court- Hdh.Naivaadhoo	Domestic	P-GOM	Tendering	535,814	171,319	51,396
					Domestic	P-GOM		194,428	1,601,402	718,904
								194,428	1,601,402	718,904

Island	BA	Office	Project Code	Project	Fund	Fund details	Status	2024 Approved	2025 Approved	2026 Approved
1224	Ministry of Construction & Infrastructure	P-HBR114-001	High Speed Ferry Network Access Improvement Platform				Contracted	Expenditure details included under "At multiple Islands"		
1229	Ministry of Climate Change, Environment & Energy	P-MEE062-100	Preparing Outer Island For Sustainable Energy Devel - POISED				Ongoing	Expenditure details included under "At multiple Islands"		
		P-WST011-001	Zone 1 Regional Waste Management Project				Pre-tendering	Expenditure details included under "At multiple Islands"		
HDh.Hirimaradhoo										
1058	Ministry of Education	P-SCH215-001	Const. Of 2 Classroom - HDh.Hirimaradhoo		Domestic	P-GOM	Contracted	7,995,468	22,646,755	12,159,865
								393,636	-	-
								393,636	-	-
1215	Ministry of Sports, Fitness & Recreation	P-SOC167-001	Devel. of Youth Center - HDh.Himaradhoo		Domestic	P-GOM	New	1,500,000	900,000	1,200,000
								1,500,000	900,000	1,200,000
		P-SPT316-001	Estab. of Football Ground - HDh.Hirimaradhoo		Domestic	P-GOM	Ongoing	102,509	125,000	148,000
								102,509	125,000	148,000
1224	Ministry of Construction & Infrastructure	P-HBR200-001	Devel. of Breakwater & Upgrading Harbour - HDh. Hirimaradhoo		Domestic	P-GOM	New	1,000,000	1,500,000	2,500,000
								1,000,000	1,500,000	2,500,000
		P-WAS050-001	Water and Sewerage Network - Hirimaradhoo		Trust fund	T-MGF	Ongoing	3,975,728	17,529,663	7,011,865
								3,975,728	17,529,663	7,011,865
1240	Ministry of Islamic Affairs	P-MSQ028-001	Construction of Mosque - HDh.Hirimaradhoo		Domestic	P-GOM	Ongoing	523,595	792,092	-
								523,595	792,092	-
1276	Local Government Authority	P-OFF020-001	Devel. of Council Office Building - HD.Hirimaradhoo		Domestic	P-GOM	New	500,000	1,800,000	1,300,000
								500,000	1,800,000	1,300,000
1224	Ministry of Construction & Infrastructure	P-HBR114-001	High Speed Ferry Network Access Improvement Platform				Contracted	Expenditure details included under "At multiple Islands"		
1229	Ministry of Climate Change, Environment & Energy	P-MEE002-018	Waste Mngmt Project in Zone 1 Islands (OFID Ph2 - Waste LC)				Ongoing	Expenditure details included under "At multiple Islands"		
		P-MEE062-100	Preparing Outer Island For Sustainable Energy Devel - POISED				Ongoing	Expenditure details included under "At multiple Islands"		
HDh.Nolhivaranfaru										
1058	Ministry of Education	P-SCH213-001	Const. Of School New Building - HDh.Nolhivaranfaru		Domestic	P-GOM	Contracted	18,674,227	21,072,737	16,807,000
								3,328,030	1,000,000	200,000
								3,328,030	1,000,000	200,000
1167	Kulhudhuffushi Regional Hospital	P-HLT099-001	Establishing Zone 1 Management Office With Warehouse		Domestic	P-GOM	Pre-tendering	369,034	540,000	135,000
								369,034	540,000	135,000
1215	Ministry of Sports, Fitness & Recreation	P-SPT540-001	Devel. of Football Ground - HDh.Nolhivaranfaru		Domestic	P-GOM	New	1,000,000	220,000	-
								1,000,000	220,000	-

Island	BA	Office	Project Code	Project	Fund	Fund details	Status	2024 Approved	2025 Approved	2026 Approved
1224	Ministry of Construction & Infrastructure	P-HBR175-001	Dredging of Harbour - Hdh. Nohivaranfaru	Domestic	P-GOM		Awarded	3,295,145	2,230,737	-
								3,295,145	2,230,737	-
								7,131,679	13,000,000	16,000,000
								7,131,679	13,000,000	16,000,000
								1,151,714	1,480,000	296,000
1229	Ministry of Climate Change, Environment & Energy	P-R00034-001	Devel. of Roads - HDh.Nohivaranfaru	Domestic	P-GOM		Pre-tendering	1,151,714	1,480,000	296,000
								825,000	2,450,000	176,000
								825,000	2,450,000	176,000
								155,814	152,000	-
								155,814	152,000	-
1529	Ministry of Housing, Land & Urban Development	P-HOU019-003	Completion Of Housing Units - HDh.Nohivaranfaru	Domestic	P-GOM		Retention	1,417,811	-	-
								1,417,811	-	-
								-	-	-
								-	-	-
								-	-	-
1224	Ministry of Construction & Infrastructure	P-HBR114-001	High Speed Ferry Network Access Improvement Platform				Contracted	Expenditure details included under "At multiple Islands"		
								8,803,623	16,954,871	33,557,802
								1,785,183	3,134,871	379,802
								1,785,183	3,134,871	379,802
								1,500,000	4,500,000	3,000,000
1215	Ministry of Sports, Fitness & Recreation	P-SPT079-001	Devel. of Football Ground - HDh.Nohivaram	Domestic	P-GOM		Contracted	345,252	320,000	178,000
								345,252	320,000	178,000
								105,721	-	-
								105,721	-	-
								47,254	-	-
1224	Ministry of Construction & Infrastructure	P-R00066-001	Const. of road- Hdh.Nohivaram	Domestic	P-GOM		New	47,254	-	-
								3,984,064	9,000,000	30,000,000
								3,984,064	9,000,000	30,000,000
								1,036,149	-	-
								1,036,149	-	-
1229	Ministry of Climate Change, Environment & Energy	P-HBR114-001	High Speed Ferry Network Access Improvement Platform				Contracted	Expenditure details included under "At multiple Islands"		
								Expenditure details included under "At multiple Islands"		
								Expenditure details included under "At multiple Islands"		
								Expenditure details included under "At multiple Islands"		
								Expenditure details included under "At multiple Islands"		

HDh.Nohivaramu

Island	BA	Office	Project Code	Project	Fund	Fund details	Status	2024 Approved	2025 Approved	2026 Approved
Expenditure details included under "At multiple Islands"										
HDh.Nellaidhoo										
			P-MEE062-100	Preparing Outer Island For Sustainable Energy Devel - POISED			On-going	5,468,083	18,669,295	14,052,500
1058	Ministry of Education		P-SCH4258-001	Devel. of New School Building - HDh.Nellaidhoo	Domestic	P-GOM	New	1,000,000	5,900,000	3,900,000
1167	Kulhudhuffushi Regional Hospital		P-HLT1745-001	Upgrading Health Centre - HDh.Nellaidhoo	Domestic	P-GOM	Pre-tendering	369,034	540,000	135,000
1215	Ministry of Sports, Fitness & Recreation		P-SOC159-001	Estab. Indoor Gym - HDh.Nellaidhoo	Domestic	P-GOM	New	150,000	227,500	17,500
			P-SPT076-001	Devel. of Football Ground - HDh.Nellaidhoo	Domestic	P-GOM	Retention	176,315	-	-
			P-SPT530-001	Estab. Futsal Groud - HDh.Nellaidhoo	Domestic	P-GOM	New	220,000	660,000	-
1224	Ministry of Construction & Infrastructure		P-HBR005-001	Upgrading of Harbour - HDh.Nellaidhoo	Domestic	P-GOM	On-going	1,952,734	941,795	-
			P-TRN013-001	Establishment of a dinghy platform- HDh.Nellaidhoo	Domestic	P-GOM	New	1,952,734	941,795	-
1240	Ministry of Islamic Affairs		P-MSQ064-001	Devel. of Mosque - HDh.Nellaidhoo	Domestic	P-GOM	New	300,000	300,000	500,000
1529	Ministry of Housing, Land & Urban Development		P-HOU062-001	Devel. of 60 Housing Unit - HDh.Nellaidhoo	Domestic	P-GOM	New	300,000	300,000	500,000
1224	Ministry of Construction & Infrastructure		P-WAS092-001	Outer Island Harbour, Water Supply & Sewerage - OFID Phase 3	Domestic	P-GOM	New	300,000	2,100,000	1,500,000
1229	Ministry of Climate Change, Environment & Energy		P-MEE062-100	Preparing Outer Island For Sustainable Energy Devel - POISED	Domestic	P-GOM	On-going	300,000	2,100,000	1,500,000
Expenditure details included under "At multiple Islands"										
HDh.Kurin'bee										
1058	Ministry of Education		P-SCH4233-001	School Building (Multi Purp. Hall) - HDh.Kurin'bi	Domestic	P-GOM	New	9,310,585	28,657,720	14,289,436
1167	Kulhudhuffushi Regional Hospital		P-HLT2005-001	Upgrading Health Centre - HDh.Kurin'bi	Domestic	P-GOM	Pre-tendering	800,000	2,400,000	3,200,000
1215	Ministry of Sports, Fitness & Recreation		P-SOC136-001	Devel. of Youth Centre - HDh.Kurin'bi	Domestic	P-GOM	New	369,034	350,000	125,000
					Domestic	P-GOM		369,034	350,000	125,000
					Domestic	P-GOM		400,000	2,400,000	800,000
					Domestic	P-GOM		400,000	2,400,000	800,000

Island	BA	Office	Project Code	Project	Fund	Fund details	Status	2024 Approved	2025 Approved	2026 Approved
1224	Ministry of Construction & Infrastructure	P-SPT018-002	Devel. of Football Ground - HDh.Kurin'bi	Domestic	P-GOM		Tendering	261,399	625,000	125,000
								261,399	625,000	125,000
			Devel. of Futsal Ground - HDh.Kurin'bi	Domestic	P-GOM		Tendering	262,424	650,000	180,000
								262,424	650,000	180,000
		P-HTE011-073	Devel. of Harbour - HDh. Kurinbi	Domestic	P-GOM		On-going	4,071,671	9,098,045	806,536
								4,071,671	9,098,045	806,536
		P-SOC169-001	Devel. of Swimming Area - HDh. Kurinbi	Domestic	P-GOM		New	200,000	3,300,000	2,000,000
								200,000	3,300,000	2,000,000
		P-WAS002-001	Water and Sewerage System - HDh.Kurinbi	Trust fund	T-MGF		On-going	1,293,118	1,269,607	52,900
								1,293,118	1,269,607	52,900
1276	Local Government Authority	P-OFF016-001	Const of Council Office - HDh. Kurinbi	Domestic	P-GOM		Awarded	652,939	1,565,068	-
1529	Ministry of Housing, Land & Urban Development	P-HOU063-001	Devel. of 50 Housing Unit - HDh. Kurinbi	Domestic	P-GOM		New	1,000,000	7,000,000	7,000,000
1224	Ministry of Construction & Infrastructure	P-HBR114-001	High Speed Ferry Network Access Improvement Platform	Domestic	P-GOM		Contracted	Expenditure details included under "At multiple Islands"		
1229	Ministry of Climate Change, Environment & Energy	P-MEE002-018	Waste Mngmt Project in Zone 1 Islands (OFID PH2 - Waste LC)				On-going	Expenditure details included under "At multiple Islands"		
HDh. Vaikaradhoo		P-MEE062-100	Preparing Outer Island For Sustainable Energy Devel - POISED				On-going	Expenditure details included under "At multiple Islands"		
								10,666,004	22,111,062	15,963,223
		P-SCH002-001	Const. of 12 Classroom - HDh. Vaikaradhoo	Domestic	P-GOM		On-going	1,818,761	235,417	28,521
								1,818,761	235,417	28,521
		P-SCH176-001	Const. of Multi Purpose Hall - HDh. Vaikaradhoo	Domestic	P-GOM		Contracted	404,655	1,233,591	246,718
								404,655	1,233,591	246,718
		P-MOH007-056	Health Centre Extension - HDh. Vaikaradhoo	Domestic	P-GOM		Contracted	159,849	-	-
								159,849	-	-
		P-SOC168-001	Devel. of Skating Park - HDh. Vaikaradhoo	Domestic	P-GOM		New	400,000	100,000	-
								400,000	100,000	-
1215	Ministry of Sports, Fitness & Recreation	P-SPT019-001	Est. of Youth Centre - HDh. Vaikaradhoo	Domestic	P-GOM		On-going	680,968	166,074	40,690
		P-SPT331-001	Estab. of Indoor Volley Court - HDh. Vaikaradhoo	Domestic	P-GOM		Retention	48,783	-	-
								48,783	-	-

Island	BA	Office	Project Code	Project	Fund	Fund details	Status	2024 Approved	2025 Approved	2026 Approved
1224	Ministry of Construction & Infrastructure		P-SPT391-001	Estab. Of Football area in Hdh.Vaikaradhoo	Domestic	P-GOM	Contracted	1,374,480	478,869	239,434
			P-DRG008-001	Estab. Drainage System - Hdh.Vaikaradhoo	Domestic	P-GOM	On-going	1,374,480	478,869	239,434
								1,724,578	573,532	-
								1,724,578	573,532	-
			P-HBR219-001	Harbor Upgrade with water circulation - HDh.Vaikaradhoo	Domestic	P-GOM	New	1,000,000	4,000,000	3,000,000
								1,000,000	4,000,000	3,000,000
			P-HBR220-001	Devel. of Slipway - HDh. Vaikaradhoo	Domestic	P-GOM	New	500,000	2,000,000	1,300,000
								500,000	2,000,000	1,300,000
			P-SOC132-001	Devel. of Swimming Area - Hdh. Vaikaradhoo	Domestic	P-GOM	New	553,930	3,323,579	1,107,860
								553,930	3,323,579	1,107,860
1529	Ministry of Housing, Land & Urban Development		P-HOU061-001	Devel. of 100 Housing Unit - HDh. Vaikaradhoo	Domestic	P-GOM	New	2,000,000	10,000,000	10,000,000
								2,000,000	10,000,000	10,000,000
1027	Maldives Police Service		P-POL1010-001	Establishing Of Police Stations	Domestic	P-GOM	Contracted	Expenditure details included under "At multiple Islands"		
1224	Ministry of Construction & Infrastructure		P-HBR114-001	High Speed Ferry Network Access Improvement Platform	Domestic	P-GOM	Contracted	Expenditure details included under "At multiple Islands"		
			P-WAS069-001	Provision of Water Supply & Sewerage Project	Domestic	P-GOM	On-going	Expenditure details included under "At multiple Islands"		
1229	Ministry of Climate Change, Environment & Energy		P-MEE002-018	Waste Mngmt Project in Zone 1 Islands (OFID Ph2 - Waste LC)	Domestic	P-GOM	On-going	Expenditure details included under "At multiple Islands"		
			P-MEE062-100	Preparing Outer Island For Sustainable Energy Devel - POISED	Domestic	P-GOM	On-going	Expenditure details included under "At multiple Islands"		
HDh. Kulhudhuffushi								54,058,715	75,883,006	25,279,248
1013	Maldives National Defence Force		P-NSC004-001	Fire Station Vehicle Garage Extension - HDh. Kulhudhuffushi	Domestic	P-GOM	On-going	472,363	748,800	-
								472,363	748,800	-
1014	National Disaster Management Authority		P-OTH011-001	Estab. of Reg. Emergency Oper. Centre - HDh. Kulhudhuffushi	Domestic	P-GOM	Pre-tendering	86,108	3,780,911	3,780,911
								86,108	3,780,911	3,780,911
1058	Ministry of Education		P-MOE001-064	Afeefudhin School Building (8 Classroom)	Domestic	P-GOM	Contracted	1,553,136	2,816,545	-
								1,553,136	2,816,545	-
			P-SCH103-001	School Building (Office) - HDh. Atoll	Domestic	P-GOM	Contracted	185,337	2,150,000	700,000
								185,337	2,150,000	700,000
			P-SCH104-001	Jalaaludhin School Building (8 Classroom)	Domestic	P-GOM	Contracted	262,424	1,750,000	700,000
								262,424	1,750,000	700,000
			P-SCH153-001	Const. of Multi Purpose Hall - HDh. Kulhudhuffushi	Domestic	P-GOM	Pre-tendering	237,822	92,519	18,504
								237,822	92,519	18,504

Island	BA	Office	Project Code	Project	Fund	Fund details	Status	2024 Approved	2025 Approved	2026 Approved
1129	Ministry of Higher Education, Labour & Skills Development		P-SCH217-001	Const. Of School New School - HDh. Kulhudhufushi	Domestic	P-GOM	Contracted	287,026	1,750,000	700,000
								287,026	1,750,000	700,000
			P-SCH259-001	Devel. of SEN Unit Building - HDh. Kulhudhufushi	Domestic	P-GOM	New	1,500,000	1,000,000	500,000
								1,500,000	1,000,000	500,000
1163	Ministry of Health		P-SCH118-001	Estab. Of State of Art TIVET Institution - HDh. Kulhudhufushi	Domestic	P-GOM	Pre-tendering	1,095,977	9,045,992	2,577,999
								1,095,977	9,045,992	2,577,999
			P-HLT1082-001	Const. ER and 10 Consultation Room at Kulhudhufushi Regional Hospital	Domestic	P-GOM	Contracted	1,878,218	3,500,000	1,632,966
								1,878,218	3,500,000	1,632,966
1167	Kulhudhufushi Regional Hospital		P-MOH122-001	Estab. Of Dhiamanaveshi - HDh. Kulhudhufushi	Domestic	P-GOM	Ongoing	2,855,371	4,553,175	910,635
								2,855,371	4,553,175	910,635
			P-HLT102-001	Extension Of Physiotherapy Building at Kulhudhufushi Regional Hospital	Domestic	P-GOM	Contracted	344,432	504,000	126,000
								344,432	504,000	126,000
			P-HLT141-001	Tertiary Hospital New Building - HDh. Kulhudhufushi	Loan	X-KWT	Pre-tendering	510,000	660,960	-
								510,000	660,960	-
			P-HLT168-001	Estab. Speech Therapy Unit - at Kulhudhufushi Regional Hospital	Domestic	P-GOM	Ongoing	1,586,845	4,200,000	210,000
								1,550,188	4,200,000	210,000
					Grant	D-IND		36,657	-	-
			P-HLT174-001	Modular operation theater with radiation protection	Domestic	P-GOM	Tendering	153,764	1,269,000	216,900
								153,764	1,269,000	216,900
			P-HLT182-001	Mental health ward-at Kulhudhufushi Regional Hospital	Domestic	P-GOM	Pre-tendering	106,610	350,000	125,000
1202	Ministry of Economic Development & Trade		P-HLT183-001	Estab. of Chemotherapy ward-Kulhudhufushi Regional hospital	Domestic	P-GOM	Pre-tendering	131,212	768,000	192,000
								131,212	768,000	192,000
			P-HLT192-001	Estab. Of Pediatric OPD area - KRH	Domestic	P-GOM	Pre-tendering	106,610	620,000	169,000
								106,610	620,000	169,000
			P-OTH018-001	Devel. of a regional packainga Facility - HDh. Kulhudhufushi	Domestic	P-GOM	New	2,500,000	500,000	500,000
								2,500,000	500,000	500,000
1215	Ministry of Sports, Fitness & Recreation		P-SOC170-001	Devel. of a Recreation Facility - HDh. Kulhudhufushi	Domestic	P-GOM	New	2,000,000	500,000	200,000
								2,000,000	500,000	200,000

Island	BA	Office	Project Code	Project	Fund	Fund details	Status	2024 Approved	2025 Approved	2026 Approved
1224	Ministry of Construction & Infrastructure		P-SPT081-001	Devel. of Football Ground - HDh. Kulhudhufushi	Domestic	P-GOM	On-going	157,372	23,987	-
								157,372	23,987	-
			P-SPT220-001	Estab. Of Synthetic Track - HDh. Kulhudhufushi			Pre-tendering	1,717,000	2,792,448	-
					Loan	X-INEX		1,717,000	2,792,448	-
			P-SPT233-001	Dev. of Volley Court - HDh. Kulhudhufushi			Contracted	293,167	190,000	115,000
					Domestic	P-GOM		293,167	190,000	115,000
			P-SPT327-001	Estab. Of Indoor Complex - HDh. Kulhudhufushi			Tendering	246,023	2,500,000	500,000
					Domestic	P-GOM		246,023	2,500,000	500,000
			P-SPT408-001	Estab. of Turf Football Ground - HDh. Kulhudhufushi			Contracted	975,890	340,000	170,000
					Domestic	P-GOM		975,890	340,000	170,000
			P-SPT439-001	Devel. of Indoor Badminton Hall - HDh. Kulhudhufushi			Pre-tendering	221,420	1,350,000	450,000
					Domestic	P-GOM		221,420	1,350,000	450,000
			P-SPT440-001	Devel. of Skating Park - HDh. Kulhudhufushi			Contracted	988,863	344,520	172,260
					Domestic	P-GOM		988,863	344,520	172,260
			P-SPT441-001	Rostrum at Coral Football Ground - HDh. Kulhudhufushi			Contracted	899,365	697,891	199,398
					Domestic	P-GOM		899,365	697,891	199,398
			P-CPT080-001	Coastal Protection of Kulhudhufushi Airport			Retention	3,067,413	-	-
					Domestic	P-GOM		3,067,413	-	-
			P-DRG007-001	Estab. Drainage System - HDh. Kulhudhufushi			On-going	656,798	580,129	-
					Domestic	P-GOM		656,798	580,129	-
			P-HBR107-001	Jetty Construction - HDh. Kulhudhufushi			On-going	1,802,772	4,200,000	430,000
					Domestic	P-GOM		1,802,772	4,200,000	430,000
			P-HBR145-001	Jetty Extension - HDh. Kulhudhufushi			Retention	536,029	-	-
					Domestic	P-GOM		536,029	-	-
			P-OFF005-001	Const. Of Office Complex - HDh. Kulhudhufushi			Pre-tendering	164,015	200,000	-
					Domestic	P-GOM		164,015	200,000	-
			P-REC065-001	Industrial Area land Reclamation and Koolak Commercial Harbor Devel. of - HDh. Kulhudhufushi			New	4,000,000	1,000,000	1,000,000
					Domestic	P-GOM		4,000,000	1,000,000	1,000,000
			P-ROD035-001	Devel. of Roads (Phase 2) - HDh. Kulhudhufushi			On-going	4,138,556	8,545,055	1,643,280
					Domestic	P-GOM		4,138,556	8,545,055	1,643,280

Island	BA	Office	Project Code	Project	Fund	Fund details	Status	2024 Approved	2025 Approved	2026 Approved
1224	Ministry of Construction & Infrastructure	P-SOC110-001	Devel. of Football Ground (Turf) - HDh.Kumundhoo	Domestic	P-GOM		Ongoing	1,282,362	995,090	284,311
		P-SPT276-001	Devel. of Volley Court - HDh.Kumundhoo	Domestic	P-GOM		Retention	99,229	-	-
		P-HBR069-001	Devel. of Entrance Channel - HDh. Kumundhoo	Domestic	P-GOM		Retention	1,463,208	-	-
		P-HBR069-002	Devel. of Harbour (Phase 2) - HDh. Kumundhoo	Domestic	P-GOM		Ongoing	3,723,844	2,854,870	570,974
		P-RDD109-001	Road Devel. of - HDh. Kumundhoo	Domestic	P-GOM		New	1,500,000	6,000,000	4,000,000
		P-SOC131-001	Devel. of Swimming Area - HDh. Kumundhoo	Domestic	P-GOM		New	553,930	3,323,579	1,107,860
		P-WAS004-001	Water and Sewerage System -HDh. Kumundhoo	Domestic	P-GOM		Ongoing	7,860,818	6,118,357	10,714,009
		P-HOU064-001	Devel. of Housing Units - HDh.Kumundhoo	Domestic	P-GOM		New	1,500,000	5,000,000	43,500,000
		P-HBR114-001	High Speed Ferry Network Access Improvement Platform				Contracted	Expenditure details included under "At multiple Islands"		
		P-MEE002-018	Waste Mngmt Project in Zone 1 Islands (OFID Ph2 - Waste LC)				Ongoing	Expenditure details included under "At multiple Islands"		
HDh.Neykurendhoo								21,424,611	27,056,943	10,211,717
1016	Ministry of Homeland Security & Technology	P-PEN012-001	Estab. Of Correction Facility - HDh.Neykurendhoo	Domestic	P-GOM		Ongoing	6,430,248	3,297,891	-
1058	Ministry of Education	P-SCH109-001	School Building (Boundary Wall) - HDh.Neykurendhoo	Domestic	P-GOM		Retention	343,000	-	-
1215	Ministry of Sports, Fitness & Recreation	P-SCH109-002	School 4 Classroom - HDh. Neykurendhoo	Domestic	P-GOM		Ongoing	3,872,675	6,552,000	-
		P-SCH109-003	School Multipurpose Hall - HDh. Neykurendhoo	Domestic	P-GOM		Contracted	410,038	1,250,000	250,000
		P-SOC173-001	Devel. of Indoor Youth Complex - HDh.Neykurendhoo	Domestic	P-GOM		New	1,000,000	2,000,000	500,000

Island	BA	Office	Project Code	Project	Fund	Fund details	Status	2024 Approved	2025 Approved	2026 Approved	
1224	Ministry of Construction & Infrastructure		P-SOC174-001	Devel. of a swimming area - HDh.Neukurendhoo			New	1,000,000	500,000	200,000	
				Domestic	P-GOM		1,000,000	500,000	200,000		
			P-SPT277-001	Devel. of Volley Court - HDh.Neukurendhoo			Retention	110,710	-	-	
				Domestic	P-GOM		110,710	-	-		
			P-SPT392-001	Estab. of a Hand Ball court in Hdh.Neukurendhoo			Contracted	773,531	269,498	134,749	
				Domestic	P-GOM		773,531	269,498	134,749		
			P-SPT512-001	Devel. of Ind.Badminton Court- HDh.Neukurendhoo			New	489,292	2,446,458	-	
				Domestic	P-GOM		489,292	2,446,458	-		
			P-SPT515-001	Devel. of Football Ground & Boundarywall, Fence & Changing Room			New	650,000	1,950,000	-	
				Domestic	P-GOM		650,000	1,950,000	-		
			P-HBR132-001	Upgrading Harbour - HDh.Neukurendhoo			Ongoing	4,085,117	2,381,096	2,346,968	
				Domestic	P-GOM		4,085,117	2,381,096	2,346,968		
1229	Ministry of Climate Change, Environment & Energy	P-WAS105-001	Estab. Water & Sewerage System - Hdh.Neukurendhoo			New	2,260,000	6,410,000	6,780,000		
			Domestic	P-GOM		2,260,000	6,410,000	6,780,000			
		P-HBR114-001	High Speed Ferry Network Access Improvement Platform			Contracted	Expenditure details included under "At multiple islands"				
		P-WAS092-001	Outer Island Harbour, Water Supply & Sewerage - OFID Phase 3			Ongoing	Expenditure details included under "At multiple islands"				
		P-MEE002-018	Waste Mngmt Project in Zone 1 Islands (OFID PH2 - Waste LC)			Ongoing	Expenditure details included under "At multiple islands"				
		P-MEE062-100	Preparing Outer Island For Sustainable Energy Devel - POISED			Ongoing	Expenditure details included under "At multiple islands"				
							15,144,041	21,104,452	51,582,391		
		1058	Ministry of Education	P-SCH110-001	School Building (Multi Purp. Hall) - HDh.Makunudhoo			Contracted	2,187,002	3,686,097	-
					Domestic	P-GOM		2,187,002	3,686,097	-	
		1163	Ministry of Health	P-HLT034-001	Health Centre Extension - HDh.Makunudhoo			Ongoing	3,571,562	7,191,955	1,438,391
					Domestic	P-GOM		3,571,562	7,191,955	1,438,391	
		1215	Ministry of Sports, Fitness & Recreation	P-SOC105-001	Estab. of Outdoor Gym In Hdh. Makunudhoo			Tendering	41,004	20,000	25,000
	Domestic			P-GOM		41,004	20,000	25,000			
P-SOC172-001	Devel. of a racing track - HDh.Makunudhoo					New	1,400,000	500,000	500,000		
	Domestic			P-GOM		1,400,000	500,000	500,000			
P-SPT278-001	Devel. of Handball Court - HDh.Makunudhoo					Contracted	832,377	290,000	145,000		
					Domestic	P-GOM		832,377	290,000	145,000	

Island	BA	Office	Project Code	Project	Fund	Fund details	Status	2024 Approved	2025 Approved	2026 Approved		
1224	Ministry of Construction & Infrastructure		P-HBR006-001	Devel. of slipway - HDh. Makunudhoo	Domestic	P-GOM	Pre-tendering	282,926	810,000	130,000		
			P-REC038-001	Land Reclamation - HDh. Makunudhoo	Domestic	P-GOM	New	6,829,170	8,606,400	49,344,000		
			P-POLO10-001	Establishing Of Police Stations	Domestic	P-GOM	Contracted	Expenditure details included under "At multiple Islands"	8,606,400	49,344,000		
			P-HBR114-001	High Speed Ferry Network Access Improvement Platform		Contracted	Expenditure details included under "At multiple Islands"					
			P-WAS092-001	Outer Island Harbour, Water Supply & Sewerage - OFID Phase 3		Ongoing	Expenditure details included under "At multiple Islands"					
			P-MEE002-018	Waste Mngmt Project in Zone 1 Islands (OFID Ph2 - Waste LC)		Ongoing	Expenditure details included under "At multiple Islands"					
1229	Ministry of Climate Change, Environment & Energy		P-MEE062-100	Preparing Outer Island For Sustainable Energy Devel - POISED		Ongoing	Expenditure details included under "At multiple Islands"					
			HDh. Kun'burudhoo							3,875,352	6,027,413	1,205,483
			P-WST055-001	Estab. of Waste Mgmnt System in Hdh. Kunburudhoo and Zone 1	Trust fund	T-MGF	Ongoing	3,875,352	6,027,413	1,205,483		
			Sh. Kan'ditheemu							12,440,711	35,567,649	28,611,185
			P-SCH047-001	School Building (Multi Purp. Hall) - Sh. Atoll	Domestic	P-GOM	Contracted	1,447,875	2,672,144	323,740		
			P-HLT035-001	Health Centre New Building - Sh. Kanditheemu	Domestic	P-GOM	Ongoing	4,003,255	7,725,825	1,545,165		
1215	Ministry of Sports, Fitness & Recreation		P-SOC137-001	Devel. of Youth Centre - SH. Kanditheemu	Domestic	P-GOM	New	400,000	2,400,000	800,000		
			P-SPT225-001	Estab. Of Football Ground - Sh. Kanditheemu	Domestic	P-GOM	Ongoing	1,230,113	750,000	250,000		
			P-SPT299-001	Devel. of Childrens Park - Sh. Kanditheemu	Domestic	P-GOM	Contracted	201,411	73,680	12,280		
			P-SPT500-001	Devel. of Volley Court - Sh. Kanditheemu	Domestic	P-GOM	Pre-tendering	293,587	146,000	-		
			-							293,587	146,000	-
			P-RDD075-001	Const. of road- Sh. Kanditheem	Domestic	P-GOM	New	1,890,438	9,000,000	18,000,000		
1224	Ministry of Construction & Infrastructure		P-WAS102-001	Estab. Water & Sewerage System - Sh. Kanditheemu	Domestic	P-GOM	New	2,060,000	12,800,000	7,680,000		
			-							2,060,000	12,800,000	7,680,000

Island	BA	Office	Project Code	Project	Fund	Fund details	Status	2024 Approved	2025 Approved	2026 Approved
			P-WAT009-001	Water Supply System - Sh. Kanditheemu	Trust fund	T-MGF	Retention	914,032	-	-
								914,032	-	-
	1027	Maldives Police Service	P-POL010-001	Establishing Of Police Stations			Contracted	Expenditure details included under "At multiple islands"		
	1224	Ministry of Construction & Infrastructure	P-HBR114-001	High Speed Ferry Network Access Improvement Platform			Contracted	Expenditure details included under "At multiple islands"		
	1229	Ministry of Climate Change, Environment & Energy	P-MEE002-018	Waste Mngmt Project in Zone 1 Islands (OFID PH2 - Waste LC)			On-going	Expenditure details included under "At multiple islands"		
Sh. Noomaraa								11,656,925	26,733,684	13,020,963
1058	Ministry of Education	P-MOE052-001	School Building (2 Classroom) - Sh. Noomaraa	Domestic	P-GOM	On-going	194,162	162,947	-	
								194,162	162,947	-
			P-SCH234-001	School Building (Multi Purp. Hall) - Sh. Noomaraa	Domestic	P-GOM	New	800,000	2,400,000	1,600,000
								800,000	2,400,000	1,600,000
1163	Ministry of Health	P-HLT153-001	Upgrading Health Centre (Laboratory) - Sh. Noomaraa	Domestic	P-GOM	On-going	565,852	172,500	-	
								565,852	172,500	-
1224	Ministry of Construction & Infrastructure	P-HBR009-001	Upgrading of Harbour - Sh. Noomaraa	Domestic	P-GOM	On-going	1,677,870	3,793,850	758,770	
								1,677,870	3,793,850	758,770
			P-HBR171-001	Upgrading Harbour - Sh. Noomara	Domestic	P-GOM	Contracted	2,152,861	11,520,296	5,760,148
								2,152,861	11,520,296	5,760,148
			P-WAS079-001	Estab. Water & Sewerage System - Sh. Noomaraa	Domestic	P-GOM	On-going	4,391,180	3,554,091	1,777,045
								4,391,180	3,554,091	1,777,045
1240	Ministry of Islamic Affairs	P-MSQ055-001	Const. Of Mosque - Sh. Noomara	Domestic	P-GOM	New	1,500,000	4,500,000	3,000,000	
								1,500,000	4,500,000	3,000,000
1276	Local Government Authority	P-LGA002-008	Construction of Council Office - Sh. Noomaraa	Domestic	P-GOM	On-going	375,000	630,000	125,000	
								375,000	630,000	125,000
1224	Ministry of Construction & Infrastructure	P-HBR114-001	High Speed Ferry Network Access Improvement Platform			Contracted	Expenditure details included under "At multiple islands"			
1229	Ministry of Climate Change, Environment & Energy	P-MEE002-018	Waste Mngmt Project in Zone 1 Islands (OFID PH2 - Waste LC)			On-going	Expenditure details included under "At multiple islands"			
Sh. Goldhoo								13,619,549	35,502,295	37,546,097
1058	Ministry of Education	P-SCH126-001	School 8 Classroom - Sh. Goldhoo	Domestic	P-GOM	Contracted	1,330,910	2,511,690	304,301	
								1,330,910	2,511,690	304,301
1163	Ministry of Health	P-HLT059-001	Health Centre New Building - Sh. Goldhoo	Domestic	P-GOM	Awarded	3,293,587	11,473,335	4,035,926	
								3,293,587	11,473,335	4,035,926

Island	BA	Office	Project Code	Project	Fund	Fund details	Status	2024 Approved	2025 Approved	2026 Approved		
1224	Ministry of Construction & Infrastructure	P-HBR158-001	Upgrading of Harbour - Sh. Goidhoo	Domestic	P-GOM	Pre-tendering	270,625	810,000	130,000			
							270,625	810,000	130,000			
		P-RD0076-001	Const. of road- Sh. Goidhoo	Domestic	P-GOM	New	1,890,438	9,000,000	18,000,000			
							1,890,438	9,000,000	18,000,000			
		P-WAS006-001	Water and Sewerage System - Sh. Goidhoo	Domestic	P-GOM	Ongoing	6,833,989	11,707,270	15,077,870			
							6,833,989	11,707,270	15,077,870			
		P-HBR114-001	High Speed Ferry Network Access Improvement Platform		Contracted	Expenditure details included under "At multiple Islands"						
				P-WST011-002	Upg. of Zone 1 Island Waste Management Centres		Pre-tendering	Expenditure details included under "At multiple Islands"				
		Sh. Feydhoo										
		1058	Ministry of Education	P-SCH098-001	School Building (8 Class & Multi Purp. Hall) - Sh. Feydhoo	P-GOM	Contracted	336,231	1,150,000	700,000		
						336,231	1,150,000	700,000				
P-SCH151-001	Const. of Library & Science Lab - Sh. Feydhoo				Pre-tendering	237,822	1,750,000	700,000				
						237,822	1,750,000	700,000				
1163	Ministry of Health	P-HLT211-001	Health Centre New Building - Sh. Feydhoo	P-GOM	New	7,281,132	9,747,944	26,904,451				
						7,281,132	9,747,944	26,904,451				
1215	Ministry of Sports, Fitness & Recreation	P-SPT349-001	Devel. of Football Ground - Sh. Feydhoo		Retention	97,342	-	-				
						97,342	-	-				
		P-SPT533-001	Estab. Handball Court - Sh. Feydhoo	P-GOM	New	134,749	404,247	538,996				
						134,749	404,247	538,996				
1224	Ministry of Construction & Infrastructure	P-HBR011-001	Upgrading of Harbour - Sh. Feydhoo		Contracted	1,489,460	-	-				
						1,489,460	-	-				
		P-SOC069-001	Devel. of Swimming Area - Sh. Feydhoo	P-GOM	Contracted	533,049	325,000	130,000				
						533,049	325,000	130,000				
1229	Ministry of Climate Change, Environment & Energy	P-HBR114-001	High Speed Ferry Network Access Improvement Platform		Contracted	Expenditure details included under "At multiple Islands"						
				P-WAS092-001	Outer Island Harbour, Water Supply & Sewerage - OFID Phase 3		Ongoing	Expenditure details included under "At multiple Islands"				
		P-MEE002-018	Waste Mngmt Project in Zone 1 Islands (OFID PH2 - Waste LC)		Ongoing	Expenditure details included under "At multiple Islands"						
								20,030,168	29,540,288	24,916,794		
Sh. Bileiyfahi												
1058	Ministry of Education	P-SCH127-001	Classroom and School Multi Purpose Hall - Sh. Bileiyfahi 4		Ongoing	4,152,094	5,010,035	606,985				
				P-GOM		4,152,094	5,010,035	606,985				

Island	BA	Office	Project Code	Project	Fund	Fund details	Status	2024 Approved	2025 Approved	2026 Approved	
Sh. Feevah	1163	Ministry of Health	P-HLT199-001	Upgrading Health Centre - Sh.Bileffahi	Domestic	P-GOM	Tendering	7,746,892	620,000	160,000	
	1215	Ministry of Sports, Fitness & Recreation	P-SOC094-001	Devel. of Youth Centre - Sh.Bileffahi	Domestic	P-GOM	Tendering	295,227	225,000	180,000	
			P-SPT462-001	Devel. of Futsal Ground - Sh.Bileffahi	Domestic	P-GOM	On-going	237,002	346,800	173,400	
			P-HBR010-001	Upgrading of Harbour - Sh.Bileffahi	Domestic	P-GOM	Contracted	1,296,008	-	-	
			P-ROD077-001	Const. of road- Sh.Bileffahi	Domestic	P-GOM	New	1,890,438	9,000,000	18,000,000	
	1229	Ministry of Climate Change, Environment & Energy	P-WAS080-001	Estab. Water & Sewerage System - Sh.Bileffahi	Domestic	P-GOM	On-going	4,412,507	14,338,453	5,796,409	
			P-AIR006-001	Estab. airports at Multiple Islands	Domestic	P-GOM	Contracted	4,412,507	14,338,453	5,796,409	
			P-HBR114-001	High Speed Ferry Network Access Improvement Platform		Contracted	Expenditure details included under "At multiple islands"				
			P-MEE002-018	Waste Mngmt Project in Zone 1 Islands (OFID Ph2 - Waste LC)		On-going	Expenditure details included under "At multiple islands"				
			Sh. Feevah							18,165,970	28,501,829
1058			Ministry of Education	P-SCH048-001	School Building (Multi Purp. Hall & Wall) - Sh.Feevah	Domestic	P-GOM	Contracted	369,034	1,125,000	225,000
1163	Ministry of Health	P-SCH261-001	Devel. of 8 classroom, abd 3 Storey Shc debelp - Sh.Feevah	Domestic	P-GOM	New	1,000,000	2,000,000	2,000,000		
		P-HLT114-001	Health Centre Extension - Sh.Feevah	Domestic	P-GOM	On-going	3,522,963	1,843,101	184,310		
		P-SOC092-001	Devel. Of Youth Centre - Sh.Feevah	Domestic	P-GOM	Contracted	1,759,517	826,577	137,763		
		P-SPT2727-001	Estab. of Turf Football Ground - Sh.Feevah	Domestic	P-GOM	Retention	197,945	-	-		
		P-SPT541-001	Devel. of Football ground Restrom and Instal. of lighting - Sh.feevaku	Domestic	P-GOM	New	300,000	500,000	500,000		
1215	Ministry of Sports, Fitness & Recreation	P-SPT542-001	Devel. of Futsal Ground - Sh.Feevah	Domestic	P-GOM	New	300,000	400,000	200,000		
									200,000	400,000	200,000

Island	BA	Office	Project Code	Project	Fund	Fund details	Status	2024 Approved	2025 Approved	2026 Approved
1224	Ministry of Construction & Infrastructure		P-CPT107-001	Coastal Protection - Sh.Feevah	Domestic	P-GOM	New	500,000	3,000,000	3,000,000
								500,000	3,000,000	3,000,000
			P-HBR007-001	Reconstruction of Harbour - Sh.Feevah	Domestic	P-GOM	Retention	2,841,623	-	-
								2,841,623	-	-
			P-HBR210-001	Devel. of Slipway - Sh.Feevah	Domestic	P-GOM	New	200,000	135,000	90,000
								200,000	135,000	90,000
			P-SOC068-001	Devel. ofSwimming Area - Sh.Feevah	Domestic	P-GOM	Contracted	533,049	325,000	130,000
								533,049	325,000	130,000
			P-WAS066-001	Estab. Sewerage System - Sh.Feevah	Trust fund	T-MGF	On-going	4,753,856	14,556,701	-
								4,753,856	14,556,701	-
			P-WAT020-001	Water Supply System -Sh.Feevah	Trust fund	T-MGF	On-going	1,887,983	3,790,450	-
								1,887,983	3,790,450	-
			P-HBR114-001	High Speed Ferry Network Access Improvement Platform			Contracted	Expenditure details included under "At multiple islands"		
			P-MEE002-018	Waste Mngmt Project in Zone 1 Islands (OFID Ph2 - Waste LC)			On-going	Expenditure details included under "At multiple islands"		
								11,258,528	15,817,830	10,126,932
								390,000	-	-
1058	Ministry of Education		P-SCH045-001	School 3 Storey Building - Sh.Narudhoo	Domestic	P-GOM	Retention	390,000	-	-
								390,000	-	-
			P-SCH225-001	School Building (4 classroom, Multi Purp. Hall) - Sh. Narudhoo	Domestic	P-GOM	New	1,600,000	4,800,000	3,200,000
								1,600,000	4,800,000	3,200,000
1163	Ministry of Health		P-HLT227-001	Estab. New Health Centre - N.Narudhoo	Domestic	P-GOM	New	1,000,000	1,400,000	1,225,000
								1,000,000	1,400,000	1,225,000
1215	Ministry of Sports, Fitness & Recreation		P-SOC176-001	Devel. of Youth Center - Sh. Narudhoo	Domestic	P-GOM	New	300,000	300,000	300,000
								300,000	300,000	300,000
			P-SPT300-001	Devel. of Childrens Park - Sh.Narudhoo	Domestic	P-GOM	On-going	536,329	130,800	70,000
								536,329	130,800	70,000
1224	Ministry of Construction & Infrastructure		P-SPT516-001	Estab.Football Ground - Sh.Narudhoo	Domestic	P-GOM	New	650,000	1,950,000	2,600,000
								650,000	1,950,000	2,600,000
			P-CPT108-001	Coastal Protection - Sh.Narudhoo	Domestic	P-GOM	New	500,000	1,000,000	600,000
								500,000	1,000,000	600,000

Sh.Narudhoo

Island	BA	Office	Project Code	Project	Fund	Fund details	Status	2024 Approved	2025 Approved	2026 Approved
Sh. Milandhoo	1229	Ministry of Climate Change, Environment & Energy	P-HBR103-001	Repairing Harbour - Sh. Narudhoo	Domestic	P-GOM	Ongoing	4,175,497	2,773,345	1,429,278
			P-SOC175-001	Devel. of Swimming Area - Sh. Narudhoo	Domestic	P-GOM	New	300,000	1,000,000	600,000
			P-WAS094-001	Estab. Water & Sewerage System - Sh. Narudhoo	Trust fund	T-MGF	Ongoing	1,806,702	2,463,685	102,654
			P-HBR114-001	High Speed Ferry Network Access Improvement Platform			Contracted	Expenditure details included under "At multiple Islands"		
			P-WST011-001	Zone 1 Regional Waste Management Project			Pre-tendering	Expenditure details included under "At multiple Islands"		
								22,887,768	70,920,179	52,303,042
			P-UNI023-001	Estab. of state of Art TIVET institution - Sh. Milandhoo	Domestic	P-GOM	New	450,000	1,350,000	1,800,000
			P-HLT134-001	Hospital New Building - Sh. Milandhoo	Domestic	P-GOM	Tendering	3,022,908	5,853,176	1,652,706
			P-SOC053-001	Devel. of Childrens Park - Sh. Milandhoo	Domestic	P-GOM	Contracted	284,402	104,040	17,340
			P-SOC119-001	Devel. of Running Track - Sh. Milandhoo	Domestic	P-GOM	Pre-tendering	290,307	177,000	17,700
1215	Ministry of Sports, Fitness & Recreation		P-SPT083-001	Devel. of Football Ground - Sh. Milandhoo	Domestic	P-GOM	Retention	194,672	-	-
			P-SPT273-001	Devel. of Volley Court - Sh. Milandhoo	Domestic	P-GOM	Retention	194,672	-	-
								77,814	-	-
			P-SPT428-001	Estab. of Indoor Sports Complex in Sh. Milandhoo	Domestic	P-GOM	Tendering	246,023	2,500,000	500,000
			P-SPT432-001	Devel. of Futsal Ground - Sh. Milandhoo	Domestic	P-GOM	Retention	127,130	-	-
								127,130	-	-
			P-CPT002-001	Coastal Protection - Sh. Milandhoo	Trust fund	T-MGF	Ongoing	4,040,400	7,492,909	16,362,088
								4,040,400	7,492,909	16,362,088
			P-HBR134-001	Upgrading Harbour and leveling mudlands - Sh. Milandhoo	Domestic	P-GOM	Ongoing	4,062,881	10,056,892	1,340,919
								4,062,881	10,056,892	1,340,919

Island	BA	Office	Project Code	Project	Fund	Fund details	Status	2024 Approved	2025 Approved	2026 Approved	
			P-HBR221-001	Devel. of Slipway - Sh.Milandhoo	Domestic	P-GOM	New	500,000	2,500,000	200,000	
			P-REC066-001	Land Reclamation of 14 Hectar and Revetment - Sh.Milandhoo	Domestic	P-GOM	New	1,700,000	4,000,000	5,000,000	
			P-RD0036-001	Devel. of Roads - Sh. Milandhoo	Domestic	P-GOM	On-going	1,847,530	10,782,788	1,060,214	
			P-RD0110-001	Devel. of road Phase 2 - Sh. Milandhoo	Domestic	P-GOM	New	2,000,000	1,000,000	1,000,000	
			P-MIA001-100	Const. of Mosque - Sh. Milandhoo	Domestic	P-GOM	Tendering	208,121	911,842	911,842	
			P-MSQ053-001	Const. Of Islamic Centre - Sh. Milandhoo	Domestic	P-GOM	New	2,000,000	6,000,000	4,000,000	
			P-HOU033-002	Const. Of 50 Housing units - Sh. Milandhoo	Domestic	P-GOM	Contracted	1,335,580	11,191,532	11,440,233	
			P-HOU065401	Devel. of 50 Housing Unit - Sh. Milandhoo	Domestic	P-GOM	New	500,000	7,000,000	7,000,000	
			P-POL010-001	Establishing Of Police Stations	Domestic	P-GOM	Contracted	Expenditure details included under "At multiple Islands"	Expenditure details included under "At multiple Islands"	Expenditure details included under "At multiple Islands"	
			P-HBR114-001	High Speed Ferry Network Access Improvement Platform	Domestic	P-GOM	Contracted	Expenditure details included under "At multiple Islands"	Expenditure details included under "At multiple Islands"	Expenditure details included under "At multiple Islands"	
Sh.Foakaidhoo			P-WST011-002	Upg.of Zone 1 Island Waste Management Centres			Pre-tendering				
			P-SCH049-001	School 4 Storey Building (12 Class & Hall) - Sh.Foakaidhoo	Domestic	P-GOM	Contracted	16,660,626	37,537,759	38,465,131	
			P-HLT235-001	Upgrading Health Centre - Sh.Foakaidhoo	Domestic	P-GOM	New	262,424	1,750,000	62,500	
			P-SOC125-001	Proc.of Furniture & Equipment for CC - Sh.Foakaidhoo	Domestic	P-GOM	Pre-tendering	262,424	1,750,000	62,500	
			P-SPT085-001	Devel. of Football Ground - Sh.Foakaidhoo	Domestic	P-GOM	On-going	1,000,000	1,200,000	420,000	
								1,000,000	1,200,000	420,000	
			P-SPT434-001	Devel. of Futsal Ground - Sh.Foakaidhoo	Domestic	P-GOM	Retention	287,740	175,435	52,631	
								287,740	175,435	52,631	
								572,899	87,324	-	

Island	BA	Office	Project Code	Project	Fund	Fund details	Status	2024 Approved	2025 Approved	2026 Approved
1224	Ministry of Construction & Infrastructure		P-SPT543-001	Devel. of Football Ground - Sh.Foakaidhoo	Domestic	P-GOM	New	500,000	400,000	100,000
			P-CPT109-001	Coastal Protection - Sh. Foakaidhoo	Domestic	P-GOM	New	2,900,000	3,100,000	3,000,000
			P-HBR039-001	Upgrading Harbour - Sh. Foakaidhoo	Domestic	P-GOM	Retention	1,795,165	-	-
			P-RD0078-001	Upgrading Roads - Sh. Foakaidhoo	Domestic	P-GOM	New	1,890,438	9,000,000	18,000,000
			P-SOC077-001	Devel. of a swimming area in Sh. Foakaidhoo	Domestic	P-GOM	Contracted	533,049	325,000	130,000
			P-MSQ054-001	Const. Of Islamic Centre - Sh. Foakaidhoo	Domestic	P-GOM	New	533,049	325,000	130,000
1240	Ministry of Islamic Affairs		P-MSQ054-001	Const. Of Islamic Centre - Sh. Foakaidhoo	Domestic	P-GOM	New	2,000,000	6,000,000	4,000,000
1276	Local Government Authority		P-LCL009-001	Establishment of community centre Sh. Foakaidhoo	Domestic	P-GOM	Contracted	2,000,000	6,000,000	4,000,000
1529	Ministry of Housing, Land & Urban Development		P-HOU066-001	Devel. of 150 Housing Unit - Sh. Foakaidhoo	Grant	D-IND	New	2,800,000	3,500,000	700,000
1027	Maldives Police Service		P-POL010-001	Establishing Of Police Stations	Domestic	P-GOM	Contracted	2,000,000	12,000,000	12,000,000
1224	Ministry of Construction & Infrastructure		P-HBR114-001	High Speed Ferry Network Access Improvement Platform			Contracted	Expenditure details included under "At multiple Islands"		
1229	Ministry of Climate Change, Environment & Energy		P-WST011-001	Zone 1 Regional Waste Management Project			Pre-tendering	Expenditure details included under "At multiple Islands"		
Sh. Maroshi								10,600,254	33,116,863	37,147,319
1058	Ministry of Education		P-SCH160-001	Const. of School Science Lab - Sh. Maroshi	Domestic	P-GOM	Retention	86,716	-	-
1163	Ministry of Health		P-HLT248-001	Devel. of Laboratory - Sh. Maroshi	Domestic	P-GOM	New	86,716	-	-
1224	Ministry of Construction & Infrastructure		P-PT093-001	Coastal Protection - N. Maroshi	Domestic	P-GOM	New	1,000,000	1,200,000	100,000
			P-PT093-001	Coastal Protection - N. Maroshi	Domestic	P-GOM	New	1,000,000	1,200,000	100,000
			P-PT093-001	Coastal Protection - N. Maroshi	Domestic	P-GOM	New	3,500,000	4,000,000	4,000,000
			P-PT093-001	Coastal Protection - N. Maroshi	Domestic	P-GOM	New	3,500,000	4,000,000	4,000,000
1224	Ministry of Construction & Infrastructure		P-HBR070-001	Upgrading Harbour - Sh. Maroshi	Domestic	P-GOM	On-going	1,966,407	2,781,201	-
			P-HBR070-001	Upgrading Harbour - Sh. Maroshi	Domestic	P-GOM	On-going	1,966,407	2,781,201	-
			P-HBR070-001	Upgrading Harbour - Sh. Maroshi	Domestic	P-GOM	On-going	1,966,407	2,781,201	-
1224	Ministry of Construction & Infrastructure		P-RD0079-001	Const. of road- Sh. Maroshi	Domestic	P-GOM	New	1,890,438	9,000,000	18,000,000
			P-RD0079-001	Const. of road- Sh. Maroshi	Domestic	P-GOM	New	1,890,438	9,000,000	18,000,000

Island	BA	Office	Project Code	Project	Fund	Fund details	Status	2024 Approved	2025 Approved	2026 Approved
1529	Ministry of Housing, Land & Urban Development		P-WAS007-001	Water and Sewerage System - Sh.Maroshi	Trust fund	T-MGF	Ongoing	1,156,693	1,135,662	47,319
			P-HOU067-001	Devel. of 100 Housing Unit - Sh. Maroshi	Domestic	P-GOM	New	1,156,693	1,135,662	47,319
								1,000,000	15,000,000	15,000,000
								1,000,000	15,000,000	15,000,000
1224	Ministry of Construction & Infrastructure		P-HBR114-001	High Speed Ferry Network Access Improvement Platform			Contracted	Expenditure details included under "At multiple Islands"		
1229	Ministry of Climate Change, Environment & Energy		P-WST011-002	Upg. of Zone 1 Island Waste Management Centres			Pre-tendering	Expenditure details included under "At multiple Islands"		
Sh. Komandoo									12,785,422	37,825,027
1058	Ministry of Education		P-SCH168-001	Upgr. Of School - Sh. Komandoo	Domestic	P-GOM	Pre-tendering	237,822	1,750,000	700,000
1224	Ministry of Construction & Infrastructure		P-AIR013-001	Devel. of Airport - Sh. Komandoo	Domestic	P-GOM	New	237,822	1,750,000	700,000
								1,000,000	10,000,000	20,000,000
								1,000,000	10,000,000	20,000,000
								1,000,000	10,000,000	20,000,000
			P-CPT027-001	Coastal Protection - Sh. Komandoo	Trust fund	T-MGF	Ongoing	2,819,321	5,893,998	1,768,200
								2,819,321	5,893,998	1,768,200
			P-HBR012-002	Breakwater Project - Sh. Komandoo	Domestic	P-GOM	Ongoing	4,190,339	5,200,000	820,000
								4,190,339	5,200,000	820,000
			P-HBR172-001	Devel. of Causeway - Sh. Komandoo - Mathikomandoo	Domestic	P-GOM	Pre-tendering	406,757	1,240,000	248,000
								406,757	1,240,000	248,000
			P-WAS054-001	Water and Sewerage Network - Sh. Komandoo	Trust fund	T-MGF	Ongoing	726,593	713,382	29,724
								726,593	713,382	29,724
1233	Ministry of Fisheries & Ocean Resources		P-FIS034-001	Estab. Of Ice Plant - Sh. Komandoo	Domestic	P-GOM	Contracted	196,818	-	-
1529	Ministry of Housing, Land & Urban Development							196,818	-	-
			P-HOU038-002	Const. Of 30 Housing units - Sh. Komandoo	Domestic	P-GOM	Contracted	3,077,772	12,637,647	12,162,615
								3,077,772	12,637,647	12,162,615
								130,000	390,000	260,000
1027	Maldives Police Service		P-POL010-001	Establishing Of Police Stations	Domestic	P-GOM	New	130,000	390,000	260,000
1224	Ministry of Construction & Infrastructure		P-HBR114-001	High Speed Ferry Network Access Improvement Platform			Contracted	Expenditure details included under "At multiple Islands"		
1229	Ministry of Climate Change, Environment & Energy		P-WST011-001	Zone 1 Regional Waste Management Project			Contracted	Expenditure details included under "At multiple Islands"		
							Pre-tendering	Expenditure details included under "At multiple Islands"		

Island	BA	Office	Project Code	Project	Fund	Fund details	Status	2024 Approved	2025 Approved	2026 Approved
Sh. Lhaimagu										
1058	Ministry of Education		P-SCH046-001	School Building (8 Class & Hall) - Sh. Lhaimagu	Domestic	P-GOM	Ongoing	8,683,530	18,783,800	10,960,000
			P-SCH262-001	Devel. of School Office Building - Sh. Lhaimagu	Domestic	P-GOM	New	3,604,477	4,258,800	-
								3,604,477	4,258,800	-
			P-SCH262-001	Devel. of School Office Building - Sh. Lhaimagu	Domestic	P-GOM	New	500,000	300,000	400,000
								500,000	300,000	400,000
1163	Ministry of Health		P-HLT236-001	Estab. New Health Centre - Sh. Lhaimagu	Domestic	P-GOM	New	1,000,000	1,200,000	420,000
			P-HLT258-001	Devel. of School Office Building - Sh. Lhaimagu	Domestic	P-GOM	New	1,000,000	1,200,000	420,000
								400,000	8,000,000	8,000,000
			P-SOC138-001	Devel. of Youth Centre - SH Laimagu	Domestic	P-GOM	New	400,000	2,400,000	800,000
								400,000	2,400,000	800,000
1215	Ministry of Sports, Fitness & Recreation		P-SPT308-001	Devel. of Outdoor Gym - Sh. Lhaimagu	Domestic	P-GOM	Tendering	123,011	400,000	75,000
			P-SPT395-001	Estab. of Football ground in Sh. Lhaimagu	Domestic	P-GOM	Tendering	123,011	400,000	75,000
								213,220	325,000	65,000
			P-HBR008-001	Upgr. Harbour & Shore Protection- Sh. Lhaimagu	Domestic	P-GOM	Retention	213,220	325,000	65,000
								1,942,822	-	-
1276	Local Government Authority		P-OFF021-001	Devel. of Council Office Building - Sh. Lhaimagu	Domestic	P-GOM	New	500,000	1,900,000	1,200,000
			P-HBR114-001	High Speed Ferry Network Access Improvement Platform	Domestic	P-GOM	Contracted	500,000	1,900,000	1,200,000
								Expenditure details included under "At multiple islands"		
			P-WAS069-001	Provision of Water Supply & Sewerage Project	Domestic	P-GOM	Ongoing	Expenditure details included under "At multiple islands"		
								Expenditure details included under "At multiple islands"		
1229	Ministry of Climate Change, Environment & Energy		P-MEE002-018	Waste Mngmt Project in Zone 1 Islands (OFID Ph2 - Waste LC)	Domestic	P-GOM	Ongoing	Expenditure details included under "At multiple islands"		
Sh. Maaung'goodhoo										
1058	Ministry of Education		P-SCH101-001	School Building (Multi Purp. Hall) - Sh. Maaungoodhoo	Domestic	P-GOM	Contracted	12,448,617	21,151,219	6,119,339
			P-SCH101-002	Const. Of 4 Classroom - Sh. Maaungoodhoo	Domestic	P-GOM	Pre-tendering	185,337	2,150,000	700,000
								185,337	2,150,000	700,000
			P-SCH101-002	Const. Of 4 Classroom - Sh. Maaungoodhoo	Domestic	P-GOM	New	500,000	196,131	100,000
								500,000	196,131	100,000
P-SCH263-001	Devel. of School Office Building - Sh. Maaungoodhoo	Domestic	P-GOM	New	500,000	300,000	400,000			
					500,000	300,000	400,000			

Island	BA	Office	Project Code	Project	Fund	Fund details	Status	2024 Approved	2025 Approved	2026 Approved
1163	Ministry of Health		P-HLT164-001	Extension of Health Centre - Sh. Maungoodhoo	Domestic	P-GOM	Contracted	2,997,410	8,528,431	-
								2,997,410	8,528,431	-
1215	Ministry of Sports, Fitness & Recreation		P-SPT545-001	Devel. of Turf Football ground - Sh. Maungoodhoo	Domestic	P-GOM	New	500,000	300,000	300,000
1224	Ministry of Construction & Infrastructure		P-CPT028-001	Coastal Protection - Sh. Maungoodhoo	Trust fund	T-MGF	Contracted	3,500,000	5,646,205	3,226,403
								3,500,000	5,646,205	3,226,403
			P-HBR101-001	Devel. of Harbour - Sh. Maungoodhoo	Domestic	P-GOM	Retention	1,948,464	-	-
1276	Local Government Authority		P-WAS005-001	Water and Sewerage System- Sh. Maungoodhoo	Trust fund	T-MGF	Ongoing	1,817,406	2,230,452	92,936
								1,817,406	2,230,452	92,936
			P-OFF022-001	Devel. of Council Office Building - Sh. Maungoodhoo	Domestic	P-GOM	New	500,000	1,800,000	1,300,000
1224	Ministry of Construction & Infrastructure		P-HBR114-001	High Speed Ferry Network Access Improvement Platform			Contracted	Expenditure details included under "At multiple Islands"		
Sh. Funadhoo								34,206,930	60,024,462	23,814,008
1058	Ministry of Education		P-MOE001-006	School Building (15 Class Rooms) - Sh. Funadhoo	Domestic	P-GOM	Ongoing	3,804,686	4,533,452	-
1129	Ministry of Higher Education, Labour & Skills Development		P-SCH200-001	Const. of office block and upgrading of SH.Funadhoo School	Domestic	P-GOM	Pre-tendering	157,865	1,450,000	290,000
								157,865	1,450,000	290,000
			P-UNJ020-001	Devel. of Juniar College - Sh. Funadhoo	Domestic	P-GOM	New	1,500,000	9,000,000	1,000,000
1163	Ministry of Health		P-HLT074-001	Upgrading of Sh.Atoll Hospital	Domestic	P-GOM	Ongoing	1,550,188	750,000	125,000
								1,550,188	750,000	125,000
1215	Ministry of Sports, Fitness & Recreation		P-HLT133-001	Hospital New Building - Sh. Funadhoo	Domestic	P-GOM	Ongoing	3,846,386	6,932,343	1,386,469
								3,846,386	6,932,343	1,386,469
			P-SOC120-001	Devel. of Social Centre - Sh. Funadhoo	Domestic	P-GOM	Pre-tendering	344,432	420,000	126,000
P-SPT121-001				Devel. of Football Ground - Sh. Funadhoo	Domestic	P-GOM	Retention	344,432	420,000	126,000
								135,120	-	-
P-SPT7249-001				Dev. of Volley Court - Sh. Funadhoo	Domestic	P-GOM	Contracted	733,769	255,645	127,823
								733,769	255,645	127,823

Island	BA	Office	Project Code	Project	Fund	Fund details	Status	2024 Approved	2025 Approved	2026 Approved
1224	Ministry of Construction & Infrastructure	P-SPT544-001	Devel. of Turf Football ground (Southern Side - Sh. Fonadhoo	Domestic	P-GOM	New		500,000	500,000	1,000,000
								500,000	500,000	1,000,000
		P-CPT102-001	Coastal Protection - Sh. Funadhoo			Awarded		2,663,088	11,018,199	5,801,820
				Domestic	P-GOM			2,663,088	11,018,199	5,801,820
		P-HBR188-001	Devel. of Harbour - SH.Funadhoo			New		2,000,000	8,000,000	8,000,000
				Domestic	P-GOM			2,000,000	8,000,000	8,000,000
		P-HTE131-001	Land Reclamation -Sh. Funadhoo			Contracted		10,223,978	8,270,845	1,609,896
				Domestic	P-GOM			10,223,978	8,270,845	1,609,896
		P-MSQ065-001	Devel. of Islamic Center - Sh.Funadhoo			New		1,500,000	6,500,000	4,000,000
				Domestic	P-GOM			1,500,000	6,500,000	4,000,000
		P-SAN004-001	Estab. Sewerage System at New Settlement - Sh.Funadhoo			On-going		1,540,718	524,578	-
				Trust fund	T-MGF			1,540,718	524,578	-
1229	Ministry of Climate Change, Environment & Energy	P-WST010-001	Estab.Waste Management System - Sh. Funadhoo			Pre-tendering		529,200	396,900	147,000
				Trust fund	T-MGF			529,200	396,900	147,000
		P-WST079-001	Estab.of WRMC - Sh.Funadhoo			New		2,677,500	472,500	-
1233	Ministry of Fisheries & Ocean Resources			Trust fund	T-MGF			2,677,500	472,500	-
		P-FIS048-001	Devel. of ICE plant - Sh. Funadhoo			New		500,000	1,000,000	200,000
				Domestic	P-GOM			500,000	1,000,000	200,000
1224	Ministry of Construction & Infrastructure	P-HBR114-001	High Speed Ferry Network Access Improvement Platform			Contracted		Expenditure details included under "At multiple islands"		
		P-WAS069-001	Provision of Water Supply & Sewerage Project			On-going		Expenditure details included under "At multiple islands"		
		P-RNW001-001	AREISE Project			On-going		Expenditure details included under "At multiple islands"		
N.Hen'badhoo								12,794,133	22,375,515	4,925,518
1058	Ministry of Education	P-SCH050-001	School Building (2 Class & Multi Purp. Hall) - N.Henbadhoo	Domestic	P-GOM	Contracted		1,931,737	3,335,918	-
1163	Ministry of Health							1,931,737	3,335,918	-
		P-HLT159-001	Extension of Health Centre - N.Henbadhoo			On-going		4,023,339	2,453,030	1,610,518
				Domestic	P-GOM			4,023,339	2,453,030	1,610,518
1215	Ministry of Sports, Fitness & Recreation	P-SOC177-001	Devel. of Youth Center - N.Hen'badhoo			New		1,000,000	1,700,000	900,000
				Domestic	P-GOM			1,000,000	1,700,000	900,000
		P-SPT369-001	Estab. of Football Ground - N.Hen'badhoo			Retention		133,672	-	-
				Domestic	P-GOM			-	-	
								333,672	-	-

Island	BA	Office	Project Code	Project	Fund	Fund details	Status	2024 Approved	2025 Approved	2026 Approved
1224	Ministry of Construction & Infrastructure		P-REC029-001	Land Reclamation - N.Henbadhoo	Domestic	P-GOM	Pre-tendering	141,463	1,100,000	215,000
			P-WAT021-001	Water Supply System - N.Henbadhoo	Trust fund	T-MGF	On-going	4,463,922	10,486,567	-
			P-MSQ058-001	Const. Of Mosque - N.Henbadhoo	Domestic	P-GOM	New	1,100,000	3,300,000	2,200,000
			P-HBR114-001	High Speed Ferry Network Access Improvement Platform	Domestic	P-GOM	Contracted	Expenditure details included under "At multiple Islands"	1,100,000	3,300,000
N.Kendhikuldhoo								40,840,114	50,448,022	76,610,810
1058	Ministry of Education		P-SCH052-002	School Building - N.Kendhikuldhoo	Domestic	P-GOM	On-going	4,173,362	655,200	79,380
1163	Ministry of Health		P-HLT130-001	Hospital New Building - N.Kendhikuldhoo	Domestic	P-GOM	On-going	3,994,683	5,191,967	2,989,937
1215	Ministry of Sports, Fitness & Recreation	P-SOC178-001	Devel. of Youth Camp - N.kendhikuldhoo	Domestic	P-GOM	New	2,000,000	550,000	1,050,000	
		P-SPT088-002	Instal. of Football Ground Lighting Sys. - N.Kendhikuldhoo	Domestic	P-GOM	Retention	98,380	-	-	
1224	Ministry of Construction & Infrastructure	P-SPT507-001	Estab. Sport Complex - N.Kendhikuldhoo	Domestic	P-GOM	New	960,000	2,880,000	3,840,000	
		P-CPT110-001	Coastal Protection To protect Mangrooves - N.Kendhikuldhoo	Domestic	P-GOM	New	2,000,000	500,000	500,000	
		P-HBR094-001	Devel. of Slipway - N.Kendhikuldhoo	Domestic	P-GOM	On-going	4,069,437	3,160,909	1,343,386	
		P-HBR153-001	Extension of Harbor - N.Kendhikuldhoo	Domestic	P-GOM	Retention	3,740,229	-	-	
		P-HBR178-001	Devel. of two Harbours - N.Kendhikuldhoo	Domestic	P-GOM	New	1,000,000	9,000,000	18,000,000	
		P-R00062-001	Devel. of the Roads- N. Kendhikuldhoo	Domestic	P-GOM	Awarded	1,948,782	7,465,113	30,823,631	
		P-WAS012-001	Water and Sewerage System-Kendhikuldhoo	Domestic	P-GOM	On-going	1,926,752	5,918,365	2,959,182	
				Domestic	P-GOM		926,752	5,918,365	2,959,182	

Island	BA	Office	Project Code	Project	Fund	Fund details	Status	2024 Approved	2025 Approved	2026 Approved
	1229	Ministry of Climate Change, Environment & Energy	P-WST014-001	Upg.Of Waste Management Centre - N.Kendhikuludhoo	Trust fund	T-MGF	On-going	112,416	126,468	25,294
								126,468	25,294	
	1233	Ministry of Fisheries & Ocean Resources	P-FIS022-002	Estab. Of Geydhosha Mas Plant - N.Kendhikuludhoo			Pre-tendering	8,416,073	-	-
								8,416,073	-	-
	1529	Ministry of Housing, Land & Urban Development	P-HOU068-001	Devel. of 300 Housing Unit - N.kendhikuludhoo	Domestic	P-GOM	New	6,400,000	15,000,000	15,000,000
								15,000,000	15,000,000	
	1224	Ministry of Construction & Infrastructure	P-HBR114-001	High Speed Ferry Network Access Improvement Platform			Contracted	Expenditure details included under "At multiple islands"		
								10,294,039	23,289,099	20,830,413
	1058	Ministry of Education	P-SCH054-001	School Building - N.Maalhendhoo	Domestic	P-GOM	Contracted	262,424	1,260,000	126,000
								262,424	1,260,000	126,000
	1163	Ministry of Health	P-HLT160-001	Upgrading Health Centre - N.Maalhendhoo	Domestic	P-GOM	Retention	190,886	-	-
								190,886	-	-
	1215	Ministry of Sports, Fitness & Recreation	P-HLT237-001	Devel. of Laboratory - N.Maalhendhoo	Domestic	P-GOM	New	1,000,000	1,200,000	420,000
								1,000,000	1,200,000	420,000
			P-SOC140-001	Devel. of Youth Centre - N.Maalhendhoo	Domestic	P-GOM	New	400,000	2,400,000	800,000
								400,000	2,400,000	800,000
			P-SPT435-001	Devel. of Football Ground - N.Maalhendhoo	Domestic	P-GOM	Tendering	188,207	450,000	90,000
								188,207	450,000	90,000
			P-SPT546-001	Devel. of Indoor Volley Court - N.Maalhendhoo	Domestic	P-GOM	New	1,000,000	300,000	200,000
								1,000,000	300,000	200,000
	1224	Ministry of Construction & Infrastructure	P-CPT066-001	Coastal Protection - N.Maalhendhoo	Trust fund	T-MGF	Contracted	1,700,837	5,240,089	3,493,393
								1,700,837	5,240,089	3,493,393
			P-REC060-001	Land Reclamation - N.Maalhendhoo	Domestic	P-GOM	New	4,600,000	10,800,000	15,000,000
								4,600,000	10,800,000	15,000,000
	1264	Department of Judicial Administration	P-CRT017-001	Const. of Magistrate Court- N.Maalhendhoo	Domestic	P-GOM	Tendering	154,254	1,639,010	701,020
								154,254	1,639,010	701,020
	1276	Local Government Authority	P-LCL011-001	Construction Of Council Office - N.Maalhendhoo	Domestic	P-GOM	Retention	797,431	-	-
								797,431	-	-
	1224	Ministry of Construction & Infrastructure	P-HBR114-001	High Speed Ferry Network Access Improvement Platform			Contracted	Expenditure details included under "At multiple islands"		

Island	BA	Office	Project Code	Project	Fund	Fund details	Status	2024 Approved	2025 Approved	2026 Approved
N.Kudafari										
1058	Ministry of Education		P-SCH051-001	School Building - N.Kudafari	Domestic	P-GOM	Pre-tendering	9,809,633	28,098,720	13,480,014
								237,822	1,750,000	192,500
								237,822	1,750,000	192,500
								3,045,256	12,377,952	10,122,533
1163	Ministry of Health		P-HLT112-001	Health Centre Extension - N.Kudafari	Domestic	P-GOM	Contracted	3,045,256	12,377,952	10,122,533
1215	Ministry of Sports, Fitness & Recreation		P-SOC141-001	Devel. of Youth Centre - N.Kudafari	Domestic	P-GOM	New	400,000	2,400,000	800,000
					Domestic	P-GOM		400,000	2,400,000	800,000
			P-SPT087-001	Devel. of Football Ground - N.Kudafari	Domestic	P-GOM	Retention	124,651	-	-
					Domestic	P-GOM		124,651	-	-
1224	Ministry of Construction & Infrastructure		P-CPT030-001	Coastal Protection - N.Kudafari	Trust fund	T-MGF	Ongoing	2,023,440	1,570,768	934,981
								2,023,440	1,570,768	934,981
			P-HBR130-001	Const. of Entrance Channel - N.Kudafari	Domestic	P-GOM	Ongoing	3,378,464	8,200,000	230,000
					Domestic	P-GOM		3,378,464	8,200,000	230,000
1276	Local Government Authority		P-LCL033-001	Construction Of Council Office - N.Kudafari	Domestic	P-GOM	New	600,000	1,800,000	1,200,000
1163	Ministry of Health		P-HLT090-001	Construction Of Portico And Garage For Health Centres	Domestic	P-GOM	Ongoing	Expenditure details included under "At multiple Islands"	1,800,000	1,200,000
								Expenditure details included under "At multiple Islands"		
			P-HBR114-001	High Speed Ferry Network Access Improvement Platform			Contracted	Expenditure details included under "At multiple Islands"		
			P-WST036-001	Estab. Systems For Bio-Treatment Of Org. Waste in Zone 2			Pre-tendering	Expenditure details included under "At multiple Islands"		
N.Landhoo										
1058	Ministry of Education		P-SCH124-001	Classroom and Multi Purpose Hall - N.Landhoo 4	Domestic	P-GOM	Contracted	10,870,918	10,097,231	5,056,518
								1,381,236	2,580,728	312,665
								1,381,236	2,580,728	312,665
								400,000	2,400,000	800,000
1215	Ministry of Sports, Fitness & Recreation		P-SOC139-001	Devel. of Youth Centre - N.Landhoo	Domestic	P-GOM	New	400,000	2,400,000	800,000
					Domestic	P-GOM		400,000	2,400,000	800,000
			P-SPT310-001	Devel. of Sub base & Turf - N.Landhoo	Domestic	P-GOM	Retention	92,726	-	-
					Domestic	P-GOM		92,726	-	-
1224	Ministry of Construction & Infrastructure		P-SPT423-001	Estab. of Futsal Ground - N.Landhoo	Domestic	P-GOM	Retention	46,226	-	-
					Domestic	P-GOM		46,226	-	-
			P-HBR014-001	Upgrading of Harbour- N.Landhoo	Domestic	P-GOM	Retention	1,459,897	-	-
					Domestic	P-GOM		1,459,897	-	-

Island	BA	Office	Project Code	Project	Fund	Fund details	Status	2024 Approved	2025 Approved	2026 Approved
N.Maafaru	1264	Department of Judicial Administration	P-HBR207-001	Devel. of Slipway - N.Landhoo	Domestic	P-GOM	New	250,000	60,000	40,000
			P-R00071-001	Const. of road- N.Landhoo	Domestic	P-GOM	New	250,000	60,000	40,000
			P-R00071-001	Const. of road- N.Landhoo	Domestic	P-GOM	New	3,488,048	-	-
			P-WAT037-001	Estab. Water System - N.Landhoo	Domestic	P-GOM	Ongoing	3,488,048	-	-
			P-WAT037-001	Estab. Water System - N.Landhoo	Domestic	P-GOM	Ongoing	1,596,525	2,556,503	1,403,853
	1529	Ministry of Housing, Land & Urban Development	P-CRT011-001	Const. Of Magistrate Court - N.Landhoo	Domestic	P-GOM	Retention	1,596,525	2,556,503	1,403,853
			P-CRT011-001	Const. Of Magistrate Court - N.Landhoo	Domestic	P-GOM	Retention	656,260	-	-
			P-HOU069-001	Devel. of 30 Housing Unit - N.Landhoo	Domestic	P-GOM	New	656,260	-	-
			P-HOU069-001	Devel. of 30 Housing Unit - N.Landhoo	Domestic	P-GOM	New	1,500,000	2,500,000	2,500,000
			P-HOU069-001	Devel. of 30 Housing Unit - N.Landhoo	Domestic	P-GOM	New	1,500,000	2,500,000	2,500,000
N.Maafaru	1224	Ministry of Construction & Infrastructure	P-HBR114-001	High Speed Ferry Network Access Improvement Platform	Domestic	P-GOM	Contracted	Expenditure details included under "At multiple Islands"		
			P-HBR114-001	High Speed Ferry Network Access Improvement Platform	Domestic	P-GOM	Contracted	35,837,092	63,990,176	104,058,952
			P-CUS001-001	Const. of Customs Office Building - N.Maafaru	Domestic	P-GOM	Ongoing	3,569,312	1,386,192	-
			P-CUS001-001	Const. of Customs Office Building - N.Maafaru	Domestic	P-GOM	Ongoing	3,569,312	1,386,192	-
			P-SCH123-001	Classroom and Multi Purpose Hall - N.Maafaru 4	Domestic	P-GOM	Contracted	1,607,798	2,891,532	-
	1163	Ministry of Health	P-SCH123-001	Classroom and Multi Purpose Hall - N.Maafaru 4	Domestic	P-GOM	Contracted	1,607,798	2,891,532	-
			P-HLT037-001	Health Centre Extension - N.Maafaru	Domestic	P-GOM	Ongoing	1,607,798	2,891,532	-
			P-HLT037-001	Health Centre Extension - N.Maafaru	Domestic	P-GOM	Ongoing	4,266,858	5,774,531	1,154,906
			P-HLT037-001	Health Centre Extension - N.Maafaru	Domestic	P-GOM	Ongoing	4,266,858	5,774,531	1,154,906
			P-HLT037-001	Health Centre Extension - N.Maafaru	Domestic	P-GOM	Ongoing	4,266,858	5,774,531	1,154,906
N.Maafaru	1215	Ministry of Sports, Fitness & Recreation	P-SPT138-001	Devel. of Football Ground - N.Maafaru	Domestic	P-GOM	Retention	118,911	-	-
			P-SPT138-001	Devel. of Football Ground - N.Maafaru	Domestic	P-GOM	Retention	118,911	-	-
			P-SPT358-001	Devel. of Volley Court - N.Maafaru	Domestic	P-GOM	Retention	48,783	-	-
			P-SPT358-001	Devel. of Volley Court - N.Maafaru	Domestic	P-GOM	Retention	48,783	-	-
			P-SPT358-001	Devel. of Volley Court - N.Maafaru	Domestic	P-GOM	Retention	48,783	-	-
	1224	Ministry of Construction & Infrastructure	P-SPT426-001	Devel. of Youth Centre - N.Maafaru	Domestic	P-GOM	Contracted	200,014	73,169	641,690
			P-SPT426-001	Devel. of Youth Centre - N.Maafaru	Domestic	P-GOM	Contracted	200,014	73,169	641,690
			P-SPT547-001	Devel. of Football Ground - N.Maafaru	Domestic	P-GOM	New	300,000	300,000	300,000
			P-SPT547-001	Devel. of Football Ground - N.Maafaru	Domestic	P-GOM	New	300,000	300,000	300,000
			P-SPT547-001	Devel. of Football Ground - N.Maafaru	Domestic	P-GOM	New	300,000	300,000	300,000
N.Maafaru	1224	Ministry of Construction & Infrastructure	P-AIR005-001	Extension of Airport - N.Maafaru	Domestic	P-GOM	Ongoing	7,446,029	9,678,544	62,271,648
			P-AIR005-001	Extension of Airport - N.Maafaru	Domestic	P-GOM	Ongoing	7,446,029	9,678,544	62,271,648
			P-AIR005-001	Extension of Airport - N.Maafaru	Domestic	P-GOM	Ongoing	7,446,029	9,678,544	62,271,648
			P-AIR005-001	Extension of Airport - N.Maafaru	Domestic	P-GOM	Ongoing	7,446,029	9,678,544	62,271,648
			P-AIR005-001	Extension of Airport - N.Maafaru	Domestic	P-GOM	Ongoing	7,446,029	9,678,544	62,271,648
	1224	Ministry of Construction & Infrastructure	P-AIR005-001	Extension of Airport - N.Maafaru	Domestic	P-GOM	Ongoing	7,446,029	9,678,544	62,271,648
			P-AIR005-001	Extension of Airport - N.Maafaru	Domestic	P-GOM	Ongoing	7,446,029	9,678,544	62,271,648
			P-AIR005-001	Extension of Airport - N.Maafaru	Domestic	P-GOM	Ongoing	7,446,029	9,678,544	62,271,648
			P-AIR005-001	Extension of Airport - N.Maafaru	Domestic	P-GOM	Ongoing	7,446,029	9,678,544	62,271,648
			P-AIR005-001	Extension of Airport - N.Maafaru	Domestic	P-GOM	Ongoing	7,446,029	9,678,544	62,271,648
			P-AIR005-001	Extension of Airport - N.Maafaru	Domestic	P-GOM	Ongoing	7,446,029	9,678,544	62,271,648

Island	BA	Office	Project Code	Project	Fund	Fund details	Status	2024 Approved	2025 Approved	2026 Approved
			P-HBR165-001	Fixing Channel breakwater - N.Maafaru	Domestic	P-GOM	Pre-tendering	221,420	680,000	180,000
			P-HTE009-085	Estab. Water & Sewerage System - N.Maafaru	Domestic	P-GOM	On-going	221,420	680,000	180,000
			P-REC035-001	Land Reclamation - N.Maafaru	Domestic	P-GOM	Contracted	8,302,754	5,272,565	10,125,693
			P-REC035-001	Land Reclamation - N.Maafaru	Domestic	P-GOM	Contracted	8,302,754	5,272,565	10,125,693
			P-REC035-001	Land Reclamation - N.Maafaru	Domestic	P-GOM	Contracted	3,667,962	13,316,973	1,685,015
			P-REC035-001	Land Reclamation - N.Maafaru	Domestic	P-GOM	Contracted	3,667,962	13,316,973	1,685,015
			P-ROD069-001	Const. of road- N.Maafaru	Domestic	P-GOM	New	3,687,251	20,216,670	24,000,000
			P-ROD069-001	Const. of road- N.Maafaru	Domestic	P-GOM	New	3,687,251	20,216,670	24,000,000
			P-OFF023-001	Devel. of Council Office Building - N.Maafaru	Domestic	P-GOM	New	1,000,000	1,900,000	1,200,000
			P-OFF023-001	Devel. of Council Office Building - N.Maafaru	Domestic	P-GOM	New	1,000,000	1,900,000	1,200,000
1276	Local Government Authority		P-HOU070-001	Devel. of 30 Housing Unit - N.Maafaru	Domestic	P-GOM	New	1,400,000	2,500,000	2,500,000
1027	Maldives Police Service		P-PO1010-001	Establishing Of Police Stations	Domestic	P-GOM	Contracted	1,400,000	2,500,000	2,500,000
1224	Ministry of Construction & Infrastructure		P-HBR114-001	High Speed Ferry Network Access Improvement Platform			Contracted	Expenditure details included under "At multiple Islands"		
1229	Ministry of Climate Change, Environment & Energy		P-WST036-001	Estab.Systems For Bio-Treatment Of Org.Waste in Zone 2			Pre-tendering	Expenditure details included under "At multiple Islands"		
N.Manadhoo								23,184,891	38,719,482	24,108,900
1027	Maldives Police Service		P-MPS019-001	Const. of Police Station Building - N.Manadhoo	Domestic	P-GOM	Ongoing	1,698,911	7,452,754	7,381,102
1058	Ministry of Education		P-SCH053-001	School 3 Storey Building - N.Manadhoo	Domestic	P-GOM	Contracted	1,698,911	7,452,754	7,381,102
1163	Ministry of Health		P-SCH053-001	School 3 Storey Building - N.Manadhoo	Domestic	P-GOM	Contracted	1,386,196	2,587,532	-
1163	Ministry of Health		P-SCH053-001	School 3 Storey Building - N.Manadhoo	Domestic	P-GOM	Contracted	1,386,196	2,587,532	-
1215	Ministry of Sports, Fitness & Recreation		P-HLT137-001	N.Atoll Hospital New Building - N.Manadhoo	Domestic	P-GOM	Ongoing	8,749,177	7,646,459	5,329,292
1215	Ministry of Sports, Fitness & Recreation		P-HLT137-001	N.Atoll Hospital New Building - N.Manadhoo	Domestic	P-GOM	Ongoing	8,749,177	7,646,459	5,329,292
1215	Ministry of Sports, Fitness & Recreation		P-SOC180-001	Devel. of Skating Park - N.Manadhoo	Domestic	P-GOM	New	400,000	1,000,000	600,000
1215	Ministry of Sports, Fitness & Recreation		P-SOC180-001	Devel. of Skating Park - N.Manadhoo	Domestic	P-GOM	New	400,000	1,000,000	600,000
1215	Ministry of Sports, Fitness & Recreation		P-SPT133-001	Devel. of Football Ground - N.Manadhoo	Domestic	P-GOM	Retention	400,000	1,000,000	600,000
1215	Ministry of Sports, Fitness & Recreation		P-SPT133-001	Devel. of Football Ground - N.Manadhoo	Domestic	P-GOM	Retention	15,315	-	-
1215	Ministry of Sports, Fitness & Recreation		P-SPT133-001	Devel. of Football Ground - N.Manadhoo	Domestic	P-GOM	Retention	15,315	-	-
1215	Ministry of Sports, Fitness & Recreation		P-SPT339-001	Repairing Futsal Ground Boundary Wall & Fence - N.Manadhoo	Domestic	P-GOM	Retention	176,316	-	-
1215	Ministry of Sports, Fitness & Recreation		P-SPT339-001	Repairing Futsal Ground Boundary Wall & Fence - N.Manadhoo	Domestic	P-GOM	Retention	176,316	-	-
1215	Ministry of Sports, Fitness & Recreation		P-SPT339-001	Repairing Futsal Ground Boundary Wall & Fence - N.Manadhoo	Domestic	P-GOM	Retention	176,316	-	-
1215	Ministry of Sports, Fitness & Recreation		P-SPT366-001	Multi Sporting Complex - N.Manadhoo	Domestic	P-GOM	Pre-tendering	11,099	-	-
1215	Ministry of Sports, Fitness & Recreation		P-SPT366-001	Multi Sporting Complex - N.Manadhoo	Domestic	P-GOM	Pre-tendering	11,099	-	-
1215	Ministry of Sports, Fitness & Recreation		P-SPT366-001	Multi Sporting Complex - N.Manadhoo	Domestic	P-GOM	Pre-tendering	11,099	-	-

Island	BA	Office	Project Code	Project	Fund	Fund details	Status	2024 Approved	2025 Approved	2026 Approved		
	1224	Ministry of Construction & Infrastructure	P-SPT506-001	Estab. Indoor Sport Complex - N.Manadhoo	Domestic	P-GOM	New	960,000	2,880,000	3,840,000		
								960,000	2,880,000	3,840,000		
			P-SPT548-001	Instal. of lights at football stadium - N.Manadhoo	Domestic	P-GOM	New	300,000	300,000	300,000		
								300,000	300,000	300,000		
			P-HBR073-001	Devel. of Entrance Channel - N.Manadhoo	Domestic	P-GOM	Retention	1,320,064	-	-		
								1,320,064	-	-		
			P-HBR222-001	Devel. of Slipway - N.Manadhoo	Domestic	P-GOM	New	1,000,000	2,000,000	2,000,000		
								1,000,000	2,000,000	2,000,000		
			P-ROD039-001	Devel. of Roads - N.Manadhoo	Domestic	P-GOM	Contracted	3,353,871	11,360,308	3,786,769		
								3,353,871	11,360,308	3,786,769		
	1240	Ministry of Islamic Affairs	P-SOC179-001	Devel. of Picnic Island - N.Manadhoo	Domestic	P-GOM	New	1,500,000	450,000	650,000		
								1,500,000	450,000	650,000		
			P-MSQ026-001	Construction Of Mosque - N.Manadhoo	Domestic	P-GOM	On-going	660,841	825,058	-		
								660,841	825,058	-		
	1529	Ministry of Housing, Land & Urban Development	P-HOU036-002	Const.Of 40 Housing units - N.Manadhoo	Domestic	P-GOM	On-going	1,653,101	2,217,371	221,737		
								1,653,101	2,217,371	221,737		
	1224	Ministry of Construction & Infrastructure	P-HBR114-001	High Speed Ferry Network Access Improvement Platform			Contracted	Expenditure details included under "At multiple islands"				
			P-WAS069-001	Provision of Water Supply & Sewerage Project			On-going	Expenditure details included under "At multiple islands"				
										8,354,329	11,790,377	8,642,945
	1058	Ministry of Education	P-SCH265-001	Devel. of Multi-Purpose Hall and Resource Room - N.Lhohi			New	2,000,000	1,400,000	1,400,000		
								2,000,000	1,400,000	1,400,000		
	1215	Ministry of Sports, Fitness & Recreation	P-SOC101-001	Devel. of Childrens Park - N.Lhohi	Domestic	P-GOM	Tendering	164,015	260,000	100,000		
								164,015	260,000	100,000		
			P-SPT261-001	Estab. of Surf Track - N.Lhohi	Domestic	P-GOM	Retention	124,651	-	-		
								124,651	-	-		
			P-SPT357-001	Estab. of Football Ground - N.Lhohi	Domestic	P-GOM	Retention	94,045	-	-		
								94,045	-	-		
			P-SPT503-001	Estab. Football Ground - N.Lhohi	Domestic	P-GOM	New	1,100,000	3,300,000	4,400,000		

Island	BA	Office	Project Code	Project	Fund	Fund details	Status	2024 Approved	2025 Approved	2026 Approved
	1224	Ministry of Construction & Infrastructure	P-HBR072-001	Upgrading Harbour - N.Lhohi	Domestic	P-GOM	Ongoing	3,838,993	5,816,527	2,700,701
								3,838,993	5,816,527	2,700,701
			P-WAS008-001	Water and Sewerage System - N.Lhohi	Trust fund	T-MGF	Ongoing	1,032,625	1,013,850	42,244
								1,032,625	1,013,850	42,244
1163	Ministry of Health	P-HLT090-001	Construction Of Portico And Garage For Health Centres				Ongoing	Expenditure details included under "At multiple Islands"		
		P-HBR114-001	High Speed Ferry Network Access Improvement Platform				Contracted	Expenditure details included under "At multiple Islands"		
N.Fohdhoo								9,467,389	22,374,553	7,420,734
	1058	Ministry of Education	P-SCH108-001	School Building (2 Classroom) - N.Fohdhoo	Domestic	P-GOM	Pre-tendering	1,217,320	1,150,000	126,500
								1,217,320	1,150,000	126,500
			P-SCH266-001	School Boundary Wall - N.Fohdhoo	Domestic	P-GOM	New	500,000	400,000	200,000
								500,000	400,000	200,000
1163	Ministry of Health	P-HLT111-001	Health Centre Extension - N.Fohdhoo				Ongoing	3,583,910	5,361,936	1,047,187
			Domestic	P-GOM		Ongoing	3,583,910	5,361,936	1,047,187	
1215	Ministry of Sports, Fitness & Recreation	P-SPT371-001	Estab. of Volley Court in N.Fohdhoo				Ongoing	56,009	-	-
			Domestic	P-GOM			56,009	-	-	
	1224	Ministry of Construction & Infrastructure	P-HTE046-007	Ease of Access to Harbour - N.Fohdhoo	Domestic	P-GOM	Contracted	266,524	720,000	150,000
								266,524	720,000	150,000
			P-WAS009-001	Water and Sewerage System - N.Fohdhoo	Trust fund	T-MGF	Ongoing	3,843,626	14,742,617	5,897,047
								3,843,626	14,742,617	5,897,047
								Expenditure details included under "At multiple Islands"		
N.Veldhoo								18,085,150	29,051,334	10,781,395
	1058	Ministry of Education	P-SCH107-001	School Building (4 Classroom) - N.Atoll	Domestic	P-GOM	Contracted	185,337	1,750,000	210,000
								185,337	1,750,000	210,000
			P-SCH107-002	Const. Of 8 Class Room & Multi Purpose Hall - N.Atoll AEC	Domestic	P-GOM	Pre-tendering	287,026	135,511	100,000
								287,026	135,511	100,000
1129	Ministry of Higher Education, Labour & Skills Development		P-UNJ016-001	Devel. of Junior College at N.Veldhoo	Domestic	P-GOM	Contracted	3,589,350	2,295,408	-
								3,589,350	2,295,408	-
1163	Ministry of Health		P-HLT131-001	Hospital New Building - N.Veldhoo	Domestic	P-GOM	Contracted	3,522,908	5,853,176	1,652,706
									Loan	X-KWT

Island	BA	Office	Project Code	Project	Fund	Fund details	Status	2024 Approved	2025 Approved	2026 Approved
1192	National Drug Agency		P-RHB009-001	Estab. Of Drug Rehab Centre - N. Velidhoo	Domestic	P-GOM	New	1,509,951	6,039,804	4,529,853
								1,509,951	6,039,804	4,529,853
			P-SPT064-001	Devel. of Football Ground - N. Velidhoo	Domestic	P-GOM	Retention	102,509	-	-
								102,509	-	-
1215	Ministry of Sports, Fitness & Recreation		P-SPT549-001	Devel. of Restrom and Lighting - N. Velidhoo	Domestic	P-GOM	New	900,000	200,000	300,000
								900,000	200,000	300,000
			P-HBR100-001	Devel. of Slipway - N. Velidhoo	Domestic	P-GOM	Contracted	748,642	-	-
								748,642	-	-
1224	Ministry of Construction & Infrastructure		P-HBR223-001	Harbor Upgrade - N. Velidhoo	Domestic	P-GOM	New	1,000,000	4,500,000	2,000,000
								1,000,000	4,500,000	2,000,000
			P-RD0038-001	Devel. of Roads - N. Velidhoo	Domestic	P-GOM	On-going	4,239,427	7,977,435	1,688,836
								4,239,427	7,977,435	1,688,836
1027	Maldives Police Service		P-SOC181-001	Devel. of Picnic Island - N. Velidhoo	Domestic	P-GOM	New	2,000,000	300,000	300,000
								2,000,000	300,000	300,000
			P-POL010-001	Establishing Of Police Stations			Contracted	Expenditure details included under "At multiple Islands"		
			P-HBR114-001	High Speed Ferry Network Access Improvement Platform			Contracted	Expenditure details included under "At multiple Islands"		
1229	Ministry of Climate Change, Environment & Energy		P-WST036-001	Estab. Systems For Bio-Treatment Of Org. Waste in Zone 2			Pretendering	Expenditure details included under "At multiple Islands"		
N. Miladthoo								15,405,108	22,174,444	26,702,868
1058	Ministry of Education		P-SC055-001	School Building (8 Class & Multi Purp. Hall) - N. Miladthoo			Pretendering	237,822	1,750,000	210,000
1163	Ministry of Health							237,822	1,750,000	210,000
			P-HLT157-001	Extension of Health Centre - N. Miladthoo	Domestic	P-GOM	On-going	2,759,378	1,682,393	504,718
1215	Ministry of Sports, Fitness & Recreation							2,759,378	1,682,393	504,718
			P-SPT090-001	Devel. of Football Ground - N. Miladthoo	Domestic	P-GOM	Retention	86,615	-	-
								86,615	-	-
			P-SPT505-001	Estab. Sport Complex - N. Miladthoo	Domestic	P-GOM	New	960,000	2,880,000	3,840,000
1224	Ministry of Construction & Infrastructure							960,000	2,880,000	3,840,000
			P-CPT099-001	Coastal Protection - N. Miladthoo	Domestic	P-GOM	New	3,500,000	2,400,000	2,400,000
								3,500,000	2,400,000	2,400,000
			P-HBR013-001	Upgrading of Harbour - N. Miladthoo	Domestic	P-GOM	Retention	1,729,665	-	-
								1,729,665	-	-

Island	BA	Office	Project Code	Project	Fund	Fund details	Status	2024 Approved	2025 Approved	2026 Approved	
			P-ROD080-001	Const. of road- N.Miladhoo	Domestic	P-GOM	New	1,890,438	9,000,000	18,000,000	
									1,890,438	9,000,000	18,000,000
			P-WAT036-001	Estab. Water System - N.Miladhoo	Domestic	P-GOM	On-going	1,743,525	2,126,054	1,560,150	
								1,743,525	2,126,054	1,560,150	
			P-MEE038-001	Estab.Of Waste Yard - Sh.Miladhoo	Trust fund	T-MGF	Pre-tendering	428,855	536,070	188,000	
								428,855	536,070	188,000	
			PLCL023-001	Estab.Of Council Office Building - N.Miladhoo	Domestic	P-GOM	Ongoing	2,068,810	1,799,927	-	
								2,068,810	1,799,927	-	
			P-HBR114-001	High Speed Ferry Network Access Improvement Platform			Contracted	Expenditure details included under "At multiple Islands"			
								4,717,757	5,922,964	2,713,042	
N.Magoodhoo											
1058		Ministry of Education	P-SCH142-001	Const. of 02 Classroom & Staffroom - N.Magoodhoo	Domestic	P-GOM	Contracted	369,034	1,750,000	700,000	
								369,034	1,750,000	700,000	
1215		Ministry of Sports, Fitness & Recreation	P-SPT370-001	Estab. of Volley court in N.Magoodhoo	Domestic	P-GOM	Contracted	788,851	274,836	137,418	
								788,851	274,836	137,418	
			P-SPT382-001	Estab. of Football Ground - N.Magoodhoo	Domestic	P-GOM	Pre-tendering	125,472	183,600	18,360	
								125,472	183,600	18,360	
1224		Ministry of Construction & Infrastructure	P-HTE011-064	Devel. of Harbour - N.Manadhoo	Domestic	P-GOM	Retention	1,631,938	-	-	
								1,631,938	-	-	
			P-WAS076-001	Estab. Water & Sewerage System - N.Magoodhoo	Domestic	P-GOM	On-going	1,802,462	3,714,528	1,857,264	
								1,802,462	3,714,528	1,857,264	
			P-HBR114-001	High Speed Ferry Network Access Improvement Platform			Contracted	Expenditure details included under "At multiple Islands"			
1229		Ministry of Climate Change, Environment & Energy	P-WST011-002	Upg.of Zone 1 Island Waste Management Centres			Pre-tendering	Expenditure details included under "At multiple Islands"			
N.Holhudhoo								21,374,748	17,606,273	14,501,025	
1058		Ministry of Education	P-SCH147-001	Const. of 3 Storey Building - N.Holhudhoo	Domestic	P-GOM	Pre-tendering	217,320	1,150,000	210,000	
								217,320	1,150,000	210,000	
			P-SCH191-001	Const. of 04 Storey New Building at N.Holhudhoo Meyna School	Domestic	P-GOM	Pre-tendering	229,621	1,687,500	337,500	
								229,621	1,687,500	337,500	
1163		Ministry of Health	P-HLT083-001	Health Centre New Building - N.Holhudhoo	Domestic	P-GOM	Ongoing	3,486,522	1,820,883	182,088	
								3,486,522	1,820,883	182,088	

Island	BA	Office	Project Code	Project	Fund	Fund details	Status	2024 Approved	2025 Approved	2026 Approved
1215	Ministry of Sports, Fitness & Recreation		P-SOC103-001	Estab. of Indoor Sports Complex in N.Holhudhoo	Domestic	P-GOM	Tendering	196,818	1,200,000	240,000
			P-SPT086-002	Estab. Lighting at Football Ground - N.Holhudhoo		P-GOM	Retention	196,818	1,200,000	240,000
					Domestic	P-GOM		104,041	-	-
						P-GOM		104,041	-	-
			P-SPT368-001	Estab.of Indoor Badminton court in N.Holhudhoo		P-GOM	Contracted	2,868,921	999,532	499,766
					Domestic	P-GOM		2,868,921	999,532	499,766
			P-CPT077-001	Coastal Protection - N. Holhudhoo			On-going	3,411,966	4,391,624	8,920,942
					Domestic	P-GOM		3,411,966	4,391,624	8,920,942
			P-HBR152-001	Devel. of Harbour - N.Holhudhoo (Holhu-Meedhoo)		P-GOM	Pretendering	240,692	680,000	180,000
					Domestic	P-GOM		240,692	680,000	180,000
1529	Ministry of Housing, Land & Urban Development	P-MSQ066-001	Devel. of Islamic Center - N.Holhudhoo			New	7,400,000	2,300,000	2,300,000	
				Domestic	P-GOM		7,400,000	2,300,000	2,300,000	
		P-RD0037-001	Devel. of Roads - N.Holhudhoo		P-GOM	On-going	1,820,126	1,244,060	848,749	
				Domestic	P-GOM		1,820,126	1,244,060	848,749	
		P-WAT010-001	Water Supply System - N.Holhudhoo			Retention	815,737	-	-	
				Trust fund	T-MGF		815,737	-	-	
		P-HOU039-002	Const.Of 30 Housing units - N.Holhudhoo			Contracted	582,984	2,132,674	781,980	
				Domestic	P-GOM		582,984	2,132,674	781,980	
		P-POL010-001	Establishing Of Police Stations			Contracted	Expenditure details included under "At multiple islands"			
		P-HBR114-001	High Speed Ferry Network Access Improvement Platform			Contracted	Expenditure details included under "At multiple islands"			
1229	Ministry of Climate Change, Environment & Energy	P-MEE001-114	Maldives Clean Environment Project			On-going	Expenditure details included under "At multiple islands"			
		P-WST036-001	Estab.Systems For Bio-Treatment Of Org.Waste in Zone 2			Pretendering	Expenditure details included under "At multiple islands"			
R.Alifushi								26,127,279	58,241,159	59,651,040
1129	Ministry of Higher Education, Labour & Skills Development		P-UNI012-001	Estab. Of State of Art TIVET Institution - R.Alifushi			On-going	1,749,498	4,141,442	-
					Domestic	P-GOM		1,749,498	4,141,442	-
1163	Ministry of Health		P-HLT132-001	Hospital New Building - R.Alifushi			Contracted	4,394,700	2,187,084	2,262,521
					Loan	X-INEX		4,394,700	2,187,084	2,262,521
1215	Ministry of Sports, Fitness & Recreation		P-SPT263-001	Devel. of Sports Complex - R.Alifushi			Tendering	246,023	2,500,000	500,000
					Domestic	P-GOM		246,023	2,500,000	500,000

Island	BA	Office	Project Code	Project	Fund	Fund details	Status	2024 Approved	2025 Approved	2026 Approved
1224	Ministry of Construction & Infrastructure		P-CPT111-001	Coastal Protection - R.Alifushi	Domestic	P-GOM	New	1,000,000	3,500,000	4,000,000
								1,000,000	3,500,000	4,000,000
			P-HBRI61-001	Upgrading of Harbour - R. Alifushi	Domestic	P-GOM	Contracted	282,926	810,000	130,000
								282,926	810,000	130,000
			P-PREC018-002	Land Reclamation and Devel. of Airport - R.Alifushi	Domestic	P-GOM	On-going	11,836,258	18,973,554	38,455,420
								11,836,258	18,973,554	38,455,420
			P-P-RD0016-001	Road Construction - R. Alifushi	Domestic	P-GOM	Contracted	3,764,146	11,260,000	648,000
								3,764,146	11,260,000	648,000
			P-SOC182-001	Devel. of Swimming Area - R.Alifushi	Domestic	P-GOM	New	100,000	1,100,000	500,000
								100,000	1,100,000	500,000
1229	Ministry of Climate Change, Environment & Energy		P-WAT012-001	Water Supply System - R.Alifushi	Domestic	P-GOM	Retention	678,417	-	-
								678,417	-	-
			P-WST083-001	Devel. of Waste Management Center - R. Alifushi	Domestic	P-GOM	New	500,000	1,000,000	1,000,000
								500,000	1,000,000	1,000,000
			P-MSQ051-001	Const. of Mosque - R. Alifushi	Domestic	P-GOM	Pre-tendering	175,311	869,079	855,099
								175,311	869,079	855,099
			P-OFF024-001	Devel. of Council Office Building - R. Alifushi	Domestic	P-GOM	New	400,000	1,900,000	1,300,000
								400,000	1,900,000	1,300,000
			P-HOU071-001	Devel. of 50 Housing Unit - R. Alifushi	Domestic	P-GOM	New	1,000,000	10,000,000	10,000,000
								1,000,000	10,000,000	10,000,000
1027	Ministry of Housing, Land & Urban Development		P-POL010-001	Establishing Of Police Stations	Domestic	P-GOM	Contracted	Expenditure details included under "At multiple Islands"		
								Expenditure details included under "At multiple Islands"		
			P-WAT024-001	Micro grid desalination Plant	Domestic	P-GOM	On-going	Expenditure details included under "At multiple Islands"		
								Expenditure details included under "At multiple Islands"		
			P-MEE062-100	Preparing Outer Island For Sustainable Energy Devel - POISED	Domestic	P-GOM	On-going	Expenditure details included under "At multiple Islands"		
								Expenditure details included under "At multiple Islands"		
			P-WST036-001	Estab.Systems For Bio-Treatment Of Org.Waste in Zone 2	Domestic	P-GOM	Pre-tendering	Expenditure details included under "At multiple Islands"		
								Expenditure details included under "At multiple Islands"		
								7,743,992	21,179,157	16,760,097
								254,223	1,750,000	700,000
1058	Ministry of Education		P-SCH102-001	School 2 Storey Building - R. Vaadhoo	Domestic	P-GOM	Contracted	254,223	1,750,000	700,000
								254,223	1,750,000	700,000
			P-SCH267-001	Devel. of Multi-Purpose Hall - R. Vaadhoo	Domestic	P-GOM	New	300,000	1,600,000	1,700,000
								300,000	1,600,000	1,700,000
								300,000	1,600,000	1,700,000
								300,000	1,600,000	1,700,000
								300,000	1,600,000	1,700,000
								300,000	1,600,000	1,700,000
								300,000	1,600,000	1,700,000
								300,000	1,600,000	1,700,000
								300,000	1,600,000	1,700,000

R. Vaadhoo

Island	BA	Office	Project Code	Project	Fund	Fund details	Status	2024 Approved	2025 Approved	2026 Approved		
1163	Ministry of Health		P-HLT238-001	Estab. New Health Centre - R. Vaadhoo	Domestic	P-GOM	New	1,000,000	1,200,000	420,000		
			P-SPT226-001	Estab. of Football Ground - R. Vaadhoo	Domestic	P-GOM	Retention	1,000,000	1,200,000	420,000		
			P-SPT307-001	Devel. of Outdoor Gym - R. Vaadhoo	Domestic	P-GOM	On-going	101,424	-	-		
			P-CPT033-001	Coastal Protection - R. Vaadhoo	Trust fund	T-MGF	On-going	101,424	-	-		
1224	Ministry of Construction & Infrastructure		P-HBR169-001	Upgrading Harbour - R. Vaadhoo	Domestic	P-GOM	Pre-tendering	90,208	420,000	55,000		
			P-REC067-001	Land Reclamation and Picnict Island - R.Vaadhoo	Domestic	P-GOM	New	90,208	420,000	55,000		
			P-ROD093-001	Const. of road- R. Vaadhoo	Domestic	P-GOM	New	2,135,784	1,743,243	726,351		
			P-WAS014-001	Water and Sewerage System - R. Vaadhoo	Trust fund	T-MGF	On-going	2,135,784	1,743,243	726,351		
1229	Ministry of Climate Change, Environment & Energy		P-MEE062-100	Preparing Outer Island For Sustainable Energy Devel - POISED			On-going	500,000	320,000	111,000		
			P-SCH149-001	Const. of 8 Classroom - R. Rasgetheemu	Domestic	P-GOM	Contracted	500,000	320,000	111,000		
			P-SCH268-001	Devel. of Multi-Purpose Hall - R. Rasgetheemu	Domestic	P-GOM	New	1,000,000	4,000,000	4,000,000		
			P-SOC183-001	Devel. of Children's Park - R. Rasgetheemu	Domestic	P-GOM	New	1,000,000	4,000,000	4,000,000		
1215	Ministry of Sports, Fitness & Recreation		P-SPT372-001	Estab. of Football Ground in R. Rasgetheemu	Domestic	P-GOM	Tendering	1,195,219	9,000,000	9,000,000		
			P-SPT532-001	Instal. of Football ground Fence - R. Rasgetheemu	Domestic	P-GOM	New	1,195,219	9,000,000	9,000,000		
			P-HBR190-001	Devel. of Harbour & Entrance Channel - R. Rasgetheemu	Domestic	P-GOM	New	1,167,134	1,145,914	47,746		
			Expenditure details included under "At multiple islands"							1,167,134	1,145,914	47,746
R. Rasgetheemu								7,351,569	9,931,661	11,096,332		
1058	Ministry of Education		P-SCH149-001	Const. of 8 Classroom - R. Rasgetheemu	Domestic	P-GOM	Contracted	281,010	856,661	171,332		
			P-SCH268-001	Devel. of Multi-Purpose Hall - R. Rasgetheemu	Domestic	P-GOM	New	281,010	856,661	171,332		
			P-SOC183-001	Devel. of Children's Park - R. Rasgetheemu	Domestic	P-GOM	New	300,000	1,700,000	1,600,000		
			P-SPT372-001	Estab. of Football Ground in R. Rasgetheemu	Domestic	P-GOM	Tendering	300,000	1,700,000	1,600,000		
1215	Ministry of Sports, Fitness & Recreation		P-SPT372-001	Estab. of Football Ground in R. Rasgetheemu	Domestic	P-GOM	Tendering	300,000	700,000	300,000		
			P-SPT532-001	Instal. of Football ground Fence - R. Rasgetheemu	Domestic	P-GOM	New	300,000	700,000	300,000		
			P-HBR190-001	Devel. of Harbour & Entrance Channel - R. Rasgetheemu	Domestic	P-GOM	New	108,916	625,000	125,000		
			Expenditure details included under "At multiple islands"							108,916	625,000	125,000
1224	Ministry of Construction & Infrastructure		P-SPT532-001	Instal. of Football ground Fence - R. Rasgetheemu	Domestic	P-GOM	New	150,000	450,000	600,000		
			P-HBR190-001	Devel. of Harbour & Entrance Channel - R. Rasgetheemu	Domestic	P-GOM	New	150,000	450,000	600,000		
			Expenditure details included under "At multiple islands"							1,800,000	2,550,000	4,250,000
			Expenditure details included under "At multiple islands"							1,800,000	2,550,000	4,250,000

Island	BA	Office	Project Code	Project	Fund	Fund details	Status	2024 Approved	2025 Approved	2026 Approved
R.An'golhitheemu	1276	Local Government Authority	P-HBR192-001	Devel. of Slipway - R.Rasgetheemu	Domestic	P-GOM	New	1,750,000	1,750,000	1,050,000
			P-R0D111-001	Road Devel. of - R.Rasgetheemu	Domestic	P-GOM	New	1,000,000	1,100,000	3,000,000
			P-SOC039-001	Estab. Of Cultural Centre - R.Rasgetheemu	Domestic	P-GOM	Pre-tendering	82,008	200,000	-
			P-WAS015-001	Water and Sewerage System - R.Rasgetheemu	Trustfund	T-MGF	Retention	801,568	-	-
			PLCL016-001	Construction Of Council Office - R.Rasgetheemu	Domestic	P-GOM	Retention	778,067	-	-
			P-HLT090-001	Construction Of Portico And Garage For Health Centres			Ongoing	Expenditure details included under "At multiple Islands"		
			P-MEE062-100	Preparing Outer Island For Sustainable Energy Devel - POISED			Ongoing	Expenditure details included under "At multiple Islands"		
								8,344,505	31,664,520	21,713,668
			P-SCH236-001	Exp. of School Building & Multi Purp. Hall- R.Angolhitheemu	Domestic	P-GOM	New	800,000	2,400,000	1,600,000
			P-SOC017-001	Devel. of Youth Centre - R.Angolhitheemu	Domestic	P-GOM	Tendering	313,679	76,500	191,250
			P-SPT460-001	Estab. of Football Ground in R.Angolhitheemu	Domestic	P-GOM	Tendering	188,207	450,000	90,000
			P-HBR038-001	Upgrading of Harbour - R.Angolhitheemu	Domestic	P-GOM	Contracted	1,577,854	-	-
1224	Ministry of Construction & Infrastructure	P-HBR128-001	Upgrading of Jetty - R.Angolhitheemu	Domestic	P-GOM	Contracted	236,182	680,000	180,000	
		P-HBR196-001	Dev. Harbour & Swimming Area - R.Angolhitheemu	Domestic	P-GOM	New	1,200,000	6,000,000	3,600,000	
		P-R0D112-001	Devel. of Ring Road - R.Angolhitheemu	Domestic	P-GOM	New	500,000	8,000,000	1,000,000	
		P-R0D113-001	Devel. of road - R.Angolhitheemu	Domestic	P-GOM	New	1,000,000	11,000,000	12,000,000	
							000,000	11,000,000	12,000,000	

Island	BA	Office	Project Code	Project	Fund	Fund details	Status	2024 Approved	2025 Approved	2026 Approved
R.Un'goofaaru	1058	Ministry of Education	P-TRN011-001	Devel. of Ferry Terminal - R.Angolthehem	Domestic	P-GOM	New	600,000	1,800,000	3,000,000
			P-WAS013-001	Water and Sewerage System - Angolitheemu	Trust fund	T-MGF	Ongoing	1,281,317	1,258,020	52,418
			P-CRT007-001	Construction Of Magistrate Court - R.Angolitheemu	Domestic	P-GOM	Retention	647,266	-	-
			P-MEE062-100	Preparing Outer Island For Sustainable Energy Devel - POISED		Ongoing	Expenditure details included under "At multiple islands"	18,463,976	38,276,090	12,217,727
			P-SCH014-001	Multi Purpose Hall - R.Ungoofaaru	Domestic	P-GOM	Retention	325,000	-	-
	1215	Ministry of Sports, Fitness & Recreation	P-SCH014-002	School 8 Classroom Building - R.Ungoofaaru	Domestic	P-GOM	Ongoing	2,768,544	3,797,959	460,137
			P-SCH269-001	Devel. of School Building - R.Ungoofaaru	Domestic	P-GOM	New	3,000,000	3,000,000	1,000,000
			P-SOC121-001	Devel. of Social Centre - R.Ungoofaaru	Domestic	P-GOM	Pre-tendering	315,729	385,000	115,500
			P-SOC151-001	Devel. of Youth Centre - R.Ungoofaaru	Domestic	P-GOM	New	450,000	1,350,000	1,800,000
			P-SPT355-001	Estab. of Football Ground - R.Ungoofaaru	Domestic	P-GOM	Retention	89,690	-	-
1224	Ministry of Construction & Infrastructure	P-CPT058-001	Coastal Protection - R.Ungoofaaru	Trust fund	T-MGF	Contracted	2,001,293	8,440,266	2,223,371	
		P-HBR074-001	Upgrading Entrance Channel - R.Ungoofaaru	Domestic	P-GOM	Retention	762,189	-	-	
		P-HBR184-001	Upgrading Harbour - R.Ungoofaaru	Domestic	P-GOM	New	3,500,000	7,500,000	4,500,000	
		P-HTE084-001	Devel. of Roads - R.Ungoofaaru	Domestic	P-GOM	Contracted	1,275,825	3,248,163	1,082,721	
		P-LND009-001	Land Reclamation - R.Ungoofaaru	Domestic	P-GOM	Contracted	3,600,000	10,485,982	1,035,998	

Island	BA	Office	Project Code	Project	Fund	Fund details	Status	2024 Approved	2025 Approved	2026 Approved	
R. Maakurathu	1510	Ministry of Social & Family Development	P-SC0049-001	Estab. Amaan Hiya - R. Ungoofaaru	Domestic	P-GOM	Contracted	375,706	68,720	-	
	1229	Ministry of Climate Change, Environment & Energy	P-WST036-001	Estab. Systems For Bio-Treatment Of Org. Waste in Zone 2			Pre-tendering		375,706	-	
			Expenditure details included under "At multiple Islands"								
									12,303,045	29,568,032	62,720,075
1058	Ministry of Education	P-SCH099-001	School 2 Storey Building - R. Maakurathu	Domestic	P-GOM	Contracted	1,331,378	2,512,331	304,378		
1215	Ministry of Sports, Fitness & Recreation	P-SOC142-001	Devel. of Youth Centre - R. Maakurathu	Domestic	P-GOM	New		1,331,378	2,512,331	304,378	
		P-SPT364-001	Repairing Futsal Ground Fence - R. Maakurathu	Domestic	P-GOM	Pre-tendering		400,000	2,400,000	800,000	
								400,000	2,400,000	800,000	
								344,432	420,000	560,000	
1224	Ministry of Construction & Infrastructure	P-CPT079-001	Coastal Protection - R. Maakurathu	Domestic	P-GOM	Contracted		344,432	420,000	560,000	
								3,286,852	14,758,253	11,055,697	
		P-HBR075-001	Extension of Harbour - R. Maakurath	Domestic	P-GOM	Retention		1,093,877	-	-	
								1,093,877	-	-	
1229	Ministry of Climate Change, Environment & Energy	P-ROD067-001	Const. of road- R. Maakurathu	Domestic	P-GOM	New		3,984,064	9,000,000	50,000,000	
								3,984,064	9,000,000	50,000,000	
		P-WAT039-001	Estab. Water System - R. Maakurath	Domestic	P-GOM	Contracted		1,862,442	477,448	-	
								1,862,442	477,448	-	
R. Hulhuthuffaaru	1229	Ministry of Climate Change, Environment & Energy	P-MEE062-100	Preparing Outer Island For Sustainable Energy Devel - POISED			On-going		Expenditure details included under "At multiple Islands"		
	1058	Ministry of Education	P-SCH012-002	Upgrading Of Teacher Accommodation Block - R. Hulhuthuffaaru	Domestic	P-GOM	Contracted	10,169,358	23,757,284	10,956,312	
									254,223	2,150,000	150,000
			P-SCH036-001	School 3 Storey Building (12 Class Room) - R. Hulhuthuffaaru	Domestic	P-GOM	On-going		254,223	2,150,000	150,000
1163	Ministry of Health	P-SCH251-001	Estab. Of Student Accommodation Block - R. Hulhuthuffaaru	Domestic	P-GOM	New		1,893,586	-		
								1,893,586	3,283,582	-	
		P-SCH251-001	Estab. Of Student Accommodation Block - R. Hulhuthuffaaru	Domestic	P-GOM	New		100,000	300,000	200,000	
							100,000	300,000	200,000		
			P-HLT038-001	Health Centre Extension - R. Hulhuthuffaaru	Domestic	P-GOM	Contracted	1,550,188	165,000	-	
					Domestic	P-GOM		1,550,188	165,000	-	

Island	BA	Office	Project Code	Project	Fund	Fund details	Status	2024 Approved	2025 Approved	2026 Approved
1215	Ministry of Sports, Fitness & Recreation		P-SPT318-001	Estab. Football Ground - R. Hulhufuffaar	Domestic	P-GOM	Contracted	1,488,526	1,289,603	1,158,801
								1,488,526	1,289,603	1,158,801
			P-SPT504-001	Est. Of Indoor and Outdoor Sports Complex - R. Hulhufuffaar	Domestic	P-GOM	New	1,020,000	3,060,000	4,080,000
								1,020,000	3,060,000	4,080,000
1224	Ministry of Construction & Infrastructure		P-CPT047-001	Coastal Protection - R. Hulhufuffaar	Trust fund	T-MGF	Contracted	1,537,226	4,850,539	3,233,693
								1,537,226	4,850,539	3,233,693
			P-ROD002-001	Road Construction - R. Hulhufuffaar	Domestic	P-GOM	Ongoing	1,771,679	5,334,981	1,025,958
								1,771,679	5,334,981	1,025,958
			P-SOC134-001	Devel. of Swimming Area - R. Hulhufuffaar	Domestic	P-GOM	New	553,930	3,323,579	1,107,860
								553,930	3,323,579	1,107,860
1229	Ministry of Climate Change, Environment & Energy		P-MEE062-100	Preparing Outer Island For Sustainable Energy Devel - POISED			Ongoing	Expenditure details included under "At multiple Islands"		
								28,394,055	83,432,471	68,164,071
R. Dhuvaafaru										
1058	Ministry of Education		P-SCH062-001	School 2 Storey Building (4 Class Room) - R. Dhuvaafaru	Domestic	P-GOM	Contracted	185,337	1,750,000	700,000
								185,337	1,750,000	700,000
			P-SCH203-001	Upgrading of R. Atoll School	Domestic	P-GOM	Pre-tendering	605,019	1,750,000	700,000
								605,019	1,750,000	700,000
			P-SCH216-001	Upgra. Of Primary School - R. Dhuvaafaru	Domestic	P-GOM	Pre-tendering	637,822	1,750,000	700,000
								637,822	1,750,000	700,000
			P-HLT147-001	Upgrading Health Centre - R. Dhuvaafaru	Domestic	P-GOM	Contracted	3,932,365	7,753,377	7,332,575
								3,932,365	7,753,377	7,332,575
1215	Ministry of Sports, Fitness & Recreation		P-SOC020-001	Devel. of Youth Centre (With Indoor Hall) - R. Dhuvaafaru	Domestic	P-GOM	Pre-tendering	2,214,236	194,500	19,450
								2,214,236	194,500	19,450
			P-SPT055-001	Devel. of Football Ground Stadium - R. Dhuvaafaru	Domestic	P-GOM	Retention	107,590	-	-
								107,590	-	-
			P-SPT444-001	Devel. of Volley Court - R. Dhuvaafaru	Domestic	P-GOM	Retention	47,598	-	-
								47,598	-	-
1224	Ministry of Construction & Infrastructure		P-HBR102-001	Devel. of Breakwater and Harbour - R. Dhuvaafaru	Domestic	P-GOM	Contracted	3,578,070	11,325,532	807,981
								3,578,070	11,325,532	807,981
			P-HTE129-001	Devel. of Roads - R. Dhuvaafaru	Domestic	P-GOM	Contracted	3,494,828	6,392,392	2,130,797
								3,494,828	6,392,392	2,130,797

Island	BA	Office	Project Code	Project	Fund	Fund details	Status	2024 Approved	2025 Approved	2026 Approved
			P-REC004-001	Land Reclamation - R.Dhuvaafaru	Domestic	P-GOM	Ongoing	2,657,044	6,600,000	330,000
								2,657,044	6,600,000	330,000
			P-WAS098-001	Estab. Water & Sewerage System - R.Dhuvaafaru	Domestic	P-GOM	New	5,934,146	15,916,670	25,443,268
								5,934,146	15,916,670	25,443,268
			P-HOU072-001	Devel. of 200 Housing Unit - R.Dhuvaafaru	Domestic	P-GOM	New	5,000,000	30,000,000	30,000,000
1529	Ministry of Housing, Land & Urban Development							5,000,000	30,000,000	30,000,000
1027	Maldives Police Service		P-POL010-001	Establishing Of Police Stations			Contracted	Expenditure details included under "At multiple Islands"		
1229	Ministry of Climate Change, Environment & Energy		P-MEE062-100	Preparing Outer Island For Sustainable Energy Devel - POISED			Ongoing	Expenditure details included under "At multiple Islands"		
R.Rasmaadhoo								16,916,623	32,034,342	33,664,132
1058	Ministry of Education		P-SCH057-001	Schood 3 Storey Building - R.Rasmaadhoo	Domestic	P-GOM	Contracted	2,246,223	3,498,243	-
								2,246,223	3,498,243	-
			P-SCH237-001	Devel. of School Building & Multi Purp. Hall - R.Rasmaadhoo	Domestic	P-GOM	New	800,000	2,400,000	1,600,000
								800,000	2,400,000	1,600,000
1163	Ministry of Health		P-HLT215-001	Health Centre New Building - R.Rasmaadhoo	Domestic	P-GOM	New	5,000,000	11,000,000	17,500,000
								5,000,000	11,000,000	17,500,000
1215	Ministry of Sports, Fitness & Recreation		P-SOC184-001	Devel. of Youth Centre - R.Rasmaadhoo	Domestic	P-GOM	New	200,000	1,450,000	1,950,000
								200,000	1,450,000	1,950,000
			P-SPT490-001	Devel. of Futsal ground - R.Rasmaadhoo	Domestic	P-GOM	Awarded	461,280	168,745	120,000
								461,280	168,745	120,000
			P-SPT517-001	Estab.Of Turf Football Ground - R.Rasmaadhoo	Domestic	P-GOM	New	650,000	1,950,000	2,600,000
								650,000	1,950,000	2,600,000
1224	Ministry of Construction & Infrastructure		P-CPT032-001	Coastal Protection - R.Rasmaadhoo	Domestic	P-GOM	Retention	660,797	-	-
					Trust fund	T-MGF		660,797	-	-
			P-CPT032-002	Coastal Protection South Side - R.Rasmaadhoo	Domestic	P-GOM	Ongoing	3,372,845	1,788,263	894,132
					Trust fund	T-MGF		3,372,845	1,788,263	894,132
			P-HBR016-001	Upgrading of Habour - R.Rasmaadhoo	Domestic	P-GOM	Contracted	1,243,569	-	-
								1,243,569	-	-
			P-WAT038-001	Estab. Water System - R.Rasmaadhoo	Domestic	P-GOM	Contracted	1,581,909	379,091	-
								1,581,909	379,091	-

Island	BA	Office	Project Code	Project	Fund	Fund details	Status	2024 Approved	2025 Approved	2026 Approved
1276	Local Government Authority		P-OFF025-001	Const. of council office - R. Rasmaadhoo	Domestic	P-GOM	New	200,000	1,900,000	1,500,000
1529	Ministry of Housing, Land & Urban Development		P-HOU073-001	Devel. of 50 Housing Unit - R. Rasmaadhoo	Domestic	P-GOM	New	200,000	1,900,000	1,500,000
1229	Ministry of Climate Change, Environment & Energy		P-MEE062-100	Preparing Outer Island For Sustainable Energy Devel - POISED	Domestic	P-GOM	On-going	500,000	7,500,000	7,500,000
Expenditure details included under "At multiple islands"								19,129,788	59,097,441	24,472,764
R. Innamaadhoo										
1058	Ministry of Education		P-SCH058-001	School Building (Multi Purp. Hall) - R. Innamaadhoo	Domestic	P-GOM	Contracted	2,017,017	3,452,908	-
								2,017,017	3,452,908	-
			P-SCH248-001	Upgrade School and Const. New Building - R. Innamaadhoo	Domestic	P-GOM	New	200,000	600,000	400,000
								200,000	600,000	400,000
1129	Ministry of Higher Education, Labour & Skills Development		P-UNI021-001	Estab. of state of Art TIVET institution - R. Innamaadhoo	Domestic	P-GOM	New	200,000	1,000,000	1,000,000
								200,000	1,000,000	1,000,000
1163	Ministry of Health		P-HLT228-001	Ext. of Health Centre - R. Innamaadhoo	Domestic	P-GOM	New	1,000,000	1,000,000	875,000
								1,000,000	1,000,000	875,000
1215	Ministry of Sports, Fitness & Recreation		P-SPT445-001	Devel. of Volley Court - R. Innamaadhoo	Domestic	P-GOM	Retention	47,254	-	-
								47,254	-	-
			P-SPT550-001	Devel. of Futsal Ground - R. Innamaadhoo	Domestic	P-GOM	New	220,000	600,000	200,000
								220,000	600,000	200,000
1224	Ministry of Construction & Infrastructure		P-CPT083-001	Coastal Protection - R. Innamaadhoo	Domestic	P-GOM	Contracted	4,512,743	15,997,465	11,763,819
								4,512,743	15,997,465	11,763,819
			P-HBR154-001	Harbour Updage of R. Innamaadhoo	Domestic	P-GOM	Contracted	3,278,647	9,848,629	1,233,945
								3,278,647	9,848,629	1,233,945
			P-SAN024-001	Estab. Sewerage System - R. Innamaadhoo	Trust fund	T-MGF	On-going	4,952,265	13,227,230	-
								4,952,265	13,227,230	-
			P-WAT013-001	Water Supply System- R. Innamaadhoo	Trust fund	T-MGF	On-going	2,001,862	3,971,209	-
								2,001,862	3,971,209	-
1276	Local Government Authority		P-OFF026-001	Const. of council office - R. Innamaadhoo	Domestic	P-GOM	New	200,000	1,900,000	1,500,000
								200,000	1,900,000	1,500,000
1529	Ministry of Housing, Land & Urban Development		P-HOU074-001	Const. of 50 housing units - R. Innamaadhoo	Domestic	P-GOM	New	500,000	7,500,000	7,500,000
								500,000	7,500,000	7,500,000

Island	BA	Office	Project Code	Project	Fund	Fund details	Status	2024 Approved	2025 Approved	2026 Approved
1229	Ministry of Climate Change, Environment & Energy	P-MEE062-100	Preparing Outer Island For Sustainable Energy Devel - POISED	P-WST036-001	Estab. Systems For Bio- Treatment Of Org. Waste in Zone 2		Ongoing	Expenditure details included under "At multiple Islands"		
								Expenditure details included under "At multiple Islands"		
1058	Ministry of Education	P-SCH059-001	School Building (4 Class, Staff & Hall) - R. Inguraidhoo	Domestic	P-GOM	Contracted		14,627,119	48,957,906	38,560,682
								1,694,037	2,323,923	-
								1,694,037	2,323,923	-
1163	Ministry of Health	P-HLT039-001	Health Centre New Building - R. Inguraidhoo	Domestic	P-GOM	Ongoing		3,708,374	3,966,794	793,359
								3,708,374	3,966,794	793,359
1215	Ministry of Sports, Fitness & Recreation	P-SPT298-001	Devel. of Childrens Park - R. Inguraidhoo	Domestic	P-GOM	Contracted		256,110	93,690	15,615
								256,110	93,690	15,615
1224	Ministry of Construction & Infrastructure	P-SPT463-001	Devel. of Youth & Community Centre - R. Inguraidhoo	Domestic	P-GOM	Pre-tendering		295,823	1,800,000	360,000
								295,823	1,800,000	360,000
1224	Ministry of Construction & Infrastructure	P-SPT551-001	Repairing Of Futsal Ground - R. Inguraidhoo	Domestic	P-GOM	New		220,000	600,000	300,000
								220,000	600,000	300,000
1224	Ministry of Construction & Infrastructure	P-CPT112-001	Coastal protection - R. Inguraidhoo	Domestic	P-GOM	New		500,000	3,000,000	3,500,000
								500,000	3,000,000	3,500,000
1224	Ministry of Construction & Infrastructure	P-HBR131-001	Devel. of Entrance Channel - R. Inguraidhoo	Domestic	P-GOM	Retention		704,765	-	-
								704,765	-	-
1224	Ministry of Construction & Infrastructure	P-HBR224-001	Devel. of Slipway - R. Inguraidhoo	Domestic	P-GOM	New		450,000	2,000,000	1,900,000
								450,000	2,000,000	1,900,000
1224	Ministry of Construction & Infrastructure	P-RD0058-001	Devel. of the Roads- R. Inguraidhoo	Domestic	P-GOM	Awarded		3,948,989	16,324,391	16,580,827
								3,948,989	16,324,391	16,580,827
1240	Ministry of Islamic Affairs	P-SOC133-001	Devel. of Swimming Area - R. Inguraidhoo	Domestic	P-GOM	New		553,930	3,323,579	1,107,860
								553,930	3,323,579	1,107,860
1240	Ministry of Islamic Affairs	P-MSQ067-001	Const. of mosque - R. Inguraidhoo	Domestic	P-GOM	New		310,000	1,500,000	2,090,000
								310,000	1,500,000	2,090,000
1264	Department of Judicial Administration	P-CRT009-001	Const. Of Magistrate Court - R. Inguraidhoo	Domestic	P-GOM	Ongoing		690,453	2,125,529	413,021
								690,453	2,125,529	413,021

Island	BA	Office	Project Code	Project	Fund	Fund details	Status	2024 Approved	2025 Approved	2026 Approved
1276	Local Government Authority		P-OFF027-001	Const. of council office - R. Inguraidhoo	Domestic	P-GOM	New	200,000	1,900,000	1,500,000
								200,000	1,900,000	1,500,000
			P-HOU075-001	Const. of 100 housing units - R. Inguraidhoo	Domestic	P-GOM	New	1,000,000	10,000,000	10,000,000
								1,000,000	10,000,000	10,000,000
1027	Maldives Police Service		P-POL010-001	Establishing Of Police Stations			Contracted	Expenditure details included under "At multiple Islands"		
1229	Ministry of Climate Change, Environment & Energy		P-MEE062-100	Preparing Outer Island For Sustainable Energy Devel - POISED			On-going	Expenditure details included under "At multiple Islands"		
R.Fainu								10,096,293	18,574,705	12,416,391
1058	Ministry of Education		P-SCH061-001	School 3 Storey Building - R. Fainu	Domestic	P-GOM	On-going	3,638,875	4,991,900	-
								3,638,875	4,991,900	-
1215	Ministry of Sports, Fitness & Recreation		P-SOC095-001	Devel. of Youth Centre - R. Fainu	Domestic	P-GOM	Contracted	237,822	87,000	634,456
								237,822	87,000	634,456
			P-SPT552-001	Estab. Volley Court - R. Fainu	Domestic	P-GOM	New	130,000	500,000	500,000
								130,000	500,000	500,000
1224	Ministry of Construction & Infrastructure		P-SPT553-001	Devel. of Football ground- R. Fainu	Domestic	P-GOM	New	220,000	500,000	500,000
								220,000	500,000	500,000
			P-CPT065-001	Coastal Protection - R. Fainu	Trust fund	T-MGF	Retention	448,403	-	-
								448,403	-	-
			P-HBR225-001	Upgrading of Port - R. Fainu	Domestic	P-GOM	New	400,000	3,000,000	2,000,000
								400,000	3,000,000	2,000,000
			P-SOC135-001	Devel. of Swimming Area - R. Fainu	Domestic	P-GOM	New	553,930	3,323,579	1,107,860
								553,930	3,323,579	1,107,860
			P-WAS017-001	Water and Sewerage System - R. Fainu	Domestic	P-GOM	On-going	4,267,263	4,272,226	6,174,075
								4,267,263	4,272,226	6,174,075
			P-OFF028-001	Const. of council office - R. Fainu	Domestic	P-GOM	New	200,000	1,900,000	1,500,000
								200,000	1,900,000	1,500,000
1229	Ministry of Climate Change, Environment & Energy		P-MEE062-100	Preparing Outer Island For Sustainable Energy Devel - POISED			On-going	Expenditure details included under "At multiple Islands"		

Island	BA	Office	Project Code	Project	Fund	Fund details	Status	2024 Approved	2025 Approved	2026 Approved
R. Kinolhas										
1058	Ministry of Education		P-SCH035-002	Devel. of R. Kinolhas School	Domestic	P-GOM	New	5,789,150	11,159,799	12,250,091
								200,000	600,000	600,000
								200,000	600,000	600,000
1215	Ministry of Sports, Fitness & Recreation		P-SOC081-001	Devel. of Children park in R. Kinolhas	Domestic	P-GOM	Tendering	164,015	260,000	100,000
								164,015	260,000	100,000
			P-SPT555-001	Estab. Volley Court - R. Kinolhas	Domestic	P-GOM	New	130,000	600,000	600,000
								130,000	600,000	600,000
			P-SPT556-001	Devel. of Futsal Ground - R. Kinolhas	Domestic	P-GOM	New	220,000	500,000	200,000
								220,000	500,000	200,000
1224	Ministry of Construction & Infrastructure		P-CPT059-001	Coastal Protection - R. Kinolhas	Domestic	P-GOM	On-going	3,333,420	7,299,799	9,250,091
								3,333,420	7,299,799	9,250,091
			P-HTE011-122	Upgrading Harbour - R. Kinolhas	Domestic	P-GOM	Contracted	1,541,715	-	-
								1,541,715	-	-
1276	Local Government Authority		P-OFF029-001	Const. of council office - R. Kinolhas	Domestic	P-GOM	New	200,000	1,900,000	1,500,000
								200,000	1,900,000	1,500,000
1163	Ministry of Health		P-HLT090-001	Construction Of Portico And Garage For Health Centres	Domestic	P-GOM	On-going	Expenditure details included under "At multiple islands"		
1229	Ministry of Climate Change, Environment & Energy		P-MEE062-100	Preparing Outer Island For Sustainable Energy Devel - POISED	Domestic	P-GOM	On-going	Expenditure details included under "At multiple islands"		
R. Maduvaru										
1168	Ungoofaaru Regional Hospital		P-HLT198-001	Estab. of Health centre in R. Maduvaru	Domestic	P-GOM	Pre-tendering	13,910,130	27,648,391	29,701,972
								344,432	504,000	126,000
								344,432	504,000	126,000
1215	Ministry of Sports, Fitness & Recreation		P-SOC019-001	Devel. of Youth Centre - R. Maduvaru	Domestic	P-GOM	Contracted	1,861,817	864,000	157,500
								1,861,817	864,000	157,500
			P-SPT359-001	Estab. of Football Ground - R. Maduvaru	Domestic	P-GOM	Retention	69,958	-	-
								69,958	-	-
1224	Ministry of Construction & Infrastructure		P-CPT054-001	Coastal Protection - R. Maduvaru	Trust fund	T-MGF	Pre-tendering	270,000	1,160,000	2,000,000
								270,000	1,160,000	2,000,000
			P-HBR015-001	Habour Construction - R. Maduvaru	Domestic	P-GOM	Retention	2,815,538	-	-
								2,815,538	-	-

Island	BA	Office	Project Code	Project	Fund	Fund details	Status	2024 Approved	2025 Approved	2026 Approved
			P-REC046-001	Land Reclamation - R. Maduvaree	Domestic	P-GOM	New	4,600,000	6,661,440	9,252,000
			P-R00059-001	Devel. of the Roads- R. Maduvvari	Domestic	P-GOM	Awarded	3,473,953	16,485,198	14,906,472
1276	Local Government Authority		P-LCL025-001	Construction Of Council Office - R. Maduvvari	Domestic	P-GOM	Pre-tendering	344,432	1,583,753	3,000,000
1529	Ministry of Housing, Land & Urban Development		P-HOU047-001	Const. Of Housing units - R. Maduvaree	Domestic	P-GOM	New	130,000	390,000	260,000
1027	Maldives Police Service		P-POL010-001	Establishing Of Police Stations	Domestic	P-GOM	Contracted	130,000	390,000	260,000
1229	Ministry of Climate Change, Environment & Energy		P-MEE062-100	Preparing Outer Island For Sustainable Energy Devel - POISED			Ongoing	Expenditure details included under "At multiple Islands"		
			P-WST036-001	Estab. Systems For Bio- Treatment Of Org. Waste in Zone 2			Pre-tendering	Expenditure details included under "At multiple Islands"		
								12,668,936	29,080,179	19,464,418
			P-SCH060-001	School 2 Storey Building - R. Atoll	Domestic	P-GOM	Retention	315,000	-	-
1163	Ministry of Health		P-HLT086-001	Upgrading Health Centre - R. Meedhoo	Domestic	P-GOM	Ongoing	4,488,334	9,892,076	1,648,679
1215	Ministry of Sports, Fitness & Recreation		P-SPT004-001	Devel. of Football Ground - R. Meedhoo	Domestic	P-GOM	Retention	93,280	-	-
1224	Ministry of Construction & Infrastructure		P-DRG018-001	Design and Devel. of Flood mitigation facility in R. Meedhoo	Domestic	P-GOM	Pre-tendering	93,280	-	-
			P-HBR166-001	Devel. of Harbour- R. Meedhoo	Trust fund	T-MGF	Contracted	386,000	426,800	512,160
			P-REC047-001	Land Reclamation - R. Meedhoo	Domestic	P-GOM	New	2,786,322	12,099,863	8,051,579
1027	Maldives Police Service		P-POL010-001	Establishing Of Police Stations	Domestic	P-GOM	Contracted	2,786,322	12,099,863	8,051,579
1229	Ministry of Climate Change, Environment & Energy		P-MEE062-100	Preparing Outer Island For Sustainable Energy Devel - POISED			Ongoing	4,600,000	6,661,440	9,252,000
								4,600,000	6,661,440	9,252,000
								Expenditure details included under "At multiple Islands"		
								Expenditure details included under "At multiple Islands"		

Island	BA	Office	Project Code	Project	Fund	Fund details	Status	2024 Approved	2025 Approved	2026 Approved
R. Vandhoo										
1229	Ministry of Climate Change, Environment & Energy	P-MEE001-111	Small Scale Waste to Energy Project	Loan	D-ABU	T-MGF	On-going	14,320,119	31,432,859	632,000
								11,534,359	21,663,388	320,000
				Trust fund	T-MGF	Pre-tendering	8,123,759	17,543,388	-	
							3,410,600	4,120,000	320,000	
							1,090,430	5,769,471	125,000	
Upscaling of Equipment and Infrastructure at R. Vandhoo RWMF										
P-WST039-001	Trust fund	T-MGF	Pre-tendering	1,090,430	5,769,471	125,000				
				1,695,330	4,000,000	187,000				
				1,695,330	4,000,000	187,000				
R. Beriyafaru										
1224	Ministry of Construction & Infrastructure	P-AIR019-001	Devel. of airport - R. Beriyafaru	Domestic	P-GOM	New	1,000,000	10,000,000	20,000,000	
							1,000,000	10,000,000	20,000,000	
							1,000,000	10,000,000	20,000,000	
B. Thulhaadhoo										
1058	Ministry of Education	P-SCH128-001	School Multi Purpose Hall - B. Thulhaadhoo	Domestic	P-GOM	Contracted	237,822	1,150,000	210,000	
1163	Ministry of Health	P-MOH007-098	Health Centre Extension - B. Thulhaadhoo	Domestic	P-GOM	Ongoing	237,822	1,150,000	210,000	
							4,415,683	6,410,843	1,282,169	
1215	Ministry of Sports, Fitness & Recreation	P-SPT091-001	Devel. of Football Ground - B. Thulhaadhoo	Domestic	P-GOM	Contracted	4,415,683	6,410,843	1,282,169	
							753,777	584,917	167,119	
							753,777	584,917	167,119	
1224	Ministry of Construction & Infrastructure	P-SPT374-001	Estab. of Handball Court in B. Thulhaadhoo	Domestic	P-GOM	Tendering	213,220	325,000	65,000	
							213,220	325,000	65,000	
		P-AIR015-001	Estab. of airport - B. Thulhaadhoo	Domestic	P-GOM	New	2,307,692	-	-	
							2,307,692	-	-	
							2,307,692	-	-	
P-DRG019-001	Devel. of Flood Mitigation System in Baa Atoll Thulhaadhoo	Domestic	P-GOM	Pre-tendering	253,000	278,300	333,960			
P-HBR117-001	Upgrading Entrance Channel - B. Thulhaadhoo	Trust fund	T-MGF	Contracted	253,000	278,300	333,960			
P-RD0073-001	Const. of road- B. Thulhaadhoo	Domestic	P-GOM	New	1,444,625	9,120,291	2,280,073			
					1,444,625	9,120,291	2,280,073	2,280,073	43,923,268	
					3,488,048	15,716,670	43,923,268	43,923,268	43,923,268	

Island	BA	Office	Project Code	Project	Fund	Fund details	Status	2024 Approved	2025 Approved	2026 Approved	
B. Fulhadhoo	1229	Ministry of Climate Change, Environment & Energy	P-WST016-001	Upg.Of Waste Management Centre - B.Thulhaadhoo	Trust fund	T-MGF	Pre-tendering	295,092	105,390	169,000	
	1529	Ministry of Housing, Land & Urban Development	P-HOU001-003	Const.of 100 Housing units- B.Thulhaadhoo	Domestic	P-GOM	Retention	4,068,840	-	-	
			P-HOU076-001	Const. of 100 housing units - B. Thulhaadhoo	Domestic	P-GOM	New	5,000,000	7,500,000	7,500,000	
				Domestic	P-GOM	Contracted	Expenditure details included under "At multiple Islands"	7,500,000	7,500,000		
	1027	Maldives Police Service	P-POL010-001	Establishing Of Police Stations			Contracted	Expenditure details included under "At multiple Islands"			
	1224	Ministry of Construction & Infrastructure	P-AIR006-001	Estab. airports at Multiple Islands			Contracted	Expenditure details included under "At multiple Islands"			
	1229	Ministry of Climate Change, Environment & Energy	P-MEE062-100	Preparing Outer Island For Sustainable Energy Devel - POISED			On-going	Expenditure details included under "At multiple Islands"			
			P-WST036-001	Estab.Systems For Bio-Treatment Of Org.Waste in Zone 2			Pre-tendering	Expenditure details included under "At multiple Islands"			
									9,181,958	7,818,519	6,099,591
	1058	Ministry of Education	P-SCH106-001	School Building (Office) - B. Fulhadhoo	Domestic	P-GOM	Contracted		1,314,469	1,442,576	174,774
		P-SCH139-001	Const. of 01 Classroom - B.Fulhadhoo	Domestic	P-GOM	Contracted		800,910	154,817	18,756	
1224	Ministry of Construction & Infrastructure	P-HTE046-013	Devel. of Harbour - B.Fulhadhoo	Domestic	P-GOM	Retention		800,910	154,817	18,756	
			Domestic	P-GOM		1,509,654	-	-	-		
			Domestic	P-GOM		1,509,654	-	-	-		
		P-WAS083-001	Estab. Water & Sewerage System - B.Fulhadhoo	Domestic	P-GOM	On-going		3,576,313	3,250,419	1,625,209	
1240	Ministry of Islamic Affairs	P-MSQ050-001	Const. of Mosque - B.Fulhadhoo	Domestic	P-GOM	Awarded		1,235,556	534,832	520,852	
1276	Local Government Authority	P-LCL017-001	Construction Of Council Office - B. Fulhadhoo	Domestic	P-GOM	On-going		1,235,556	534,832	520,852	
			Domestic	P-GOM		615,056	2,045,875	3,500,000			
1529	Ministry of Housing, Land & Urban Development	P-HOU049-001	Const.Of Housing units - B.Fulhadhoo	Domestic	P-GOM	New		615,056	2,045,875	3,500,000	
1163	Ministry of Health							130,000	390,000	260,000	
		P-HLT090-001	Construction Of Portico And Garage For Health Centres	Domestic	P-GOM	On-going	Expenditure details included under "At multiple Islands"				
1229	Ministry of Climate Change, Environment & Energy	P-MEE062-100	Preparing Outer Island For Sustainable Energy Devel - POISED			On-going	Expenditure details included under "At multiple Islands"				

Island	BA	Office	Project Code	Project	Fund	Fund details	Status	2024 Approved	2025 Approved	2026 Approved
B.Fehendhoo										
1215	Ministry of Sports, Fitness & Recreation		P-SPT531-001	Estab. Futsal Groud - B.Fehendhoo	Domestic	P-GOM	New	8,476,806	8,201,489	5,890,669
								1,220,000	660,000	880,000
								1,220,000	660,000	880,000
1224	Ministry of Construction & Infrastructure		P-HTE046-014	Devel. of Harbour - B.Fehendhoo	Domestic	P-GOM	Contracted	1,536,445	-	-
								1,536,445	-	-
			P-WAS084-001	Estab. Water & Sewerage System - B.Fehendhoo	Domestic	P-GOM	Ongoing	4,253,368	3,192,286	1,596,143
1240	Ministry of Islamic Affairs		P-MSQ039-001	Const. of Mosque - B.Fehendhoo	Domestic	P-GOM	Pre-tendering	4,253,368	3,192,286	1,596,143
								1,466,993	4,349,203	3,414,526
								1,466,993	4,349,203	3,414,526
1229	Ministry of Climate Change, Environment & Energy		P-MEE062-100	Preparing Outer Island For Sustainable Energy Devel - POISED			Ongoing	Expenditure details included under "At multiple Islands"		
B.Goidhoo										
1058	Ministry of Education		P-SCH181-001	Const. of Staffroom - B.Goidhoo	Domestic	P-GOM	Contracted	5,948,961	12,852,052	5,890,456
								1,399,168	622,440	75,411
								1,399,168	622,440	75,411
			P-SCH181-002	Const. of Multipurpose Hall at B.Goidhoo	Domestic	P-GOM	Contracted	2,157,044	5,400,000	250,000
								2,157,044	5,400,000	250,000
								2,157,044	5,400,000	250,000
1163	Ministry of Health		P-HLT231-001	Upgrading Health Centre - B.Goidhoo	Domestic	P-GOM	New	1,000,000	1,000,000	875,000
								1,000,000	1,000,000	875,000
								1,000,000	1,000,000	875,000
1215	Ministry of Sports, Fitness & Recreation		P-SPT230-001	Devel. of Skating Park - B.Goidhoo	Domestic	P-GOM	Retention	59,709	-	-
								59,709	-	-
								59,709	-	-
			P-SPT246-001	Devel. of Volley Court - B.Goidhoo	Domestic	P-GOM	Retention	138,593	-	-
								138,593	-	-
								138,593	-	-
1224	Ministry of Construction & Infrastructure		P-HBR226-001	Repairing of harbor - B.Goidhoo	Domestic	P-GOM	New	1,000,000	4,000,000	4,000,000
								1,000,000	4,000,000	4,000,000
								1,000,000	4,000,000	4,000,000
1264	Department of Judicial Administration		P-CRT019-001	Const. of Magistrate Court- B.Goidhoo	Domestic	P-GOM	Tendering	194,447	1,829,612	690,045
								194,447	1,829,612	690,045
								194,447	1,829,612	690,045
1027	Maldives Police Service		P-POL010-001	Establishing Of Police Stations			Contracted	Expenditure details included under "At multiple Islands"		
1229	Ministry of Climate Change, Environment & Energy		P-MEE062-100	Preparing Outer Island For Sustainable Energy Devel - POISED			Ongoing	Expenditure details included under "At multiple Islands"		

Island	BA	Office	Project Code	Project	Fund	Fund details	Status	2024 Approved	2025 Approved	2026 Approved
B.Maalhos										
1215	Ministry of Sports, Fitness & Recreation		P-SPT518-001	Estab. Football and Futsal Ground - B.Maalhos	Domestic	P-GOM	New	12,293,598	32,404,158	15,125,684
								650,000	1,950,000	2,600,000
								650,000	1,950,000	2,600,000
1224	Ministry of Construction & Infrastructure		P-CPT055-001	Coastal Protection - B.Maalhos	Trust fund	T-MGF	Contracted	2,947,605	10,176,924	3,751,705
								2,947,605	10,176,924	3,751,705
			P-HBR115-001	Repairing Harbour - B.Maalhos	Domestic	P-GOM	Ongoing	4,070,086	3,001,364	1,343,631
								4,070,086	3,001,364	1,343,631
			P-WAS019-001	Water and Sewerage System - B.Maalhos	Trust fund	T-MGF	Ongoing	3,975,907	15,325,870	6,130,348
								3,975,907	15,325,870	6,130,348
1240	Ministry of Islamic Affairs		P-MSQ062-001	Const. Of Mosque - B.Maalhos	Domestic	P-GOM	New	650,000	1,950,000	1,300,000
								650,000	1,950,000	1,300,000
1229	Ministry of Climate Change, Environment & Energy		P-MEE062-100	Preparing Outer Island For Sustainable Energy Devel - POISED			Ongoing	Expenditure details included under "At multiple Islands"		
								16,830,130	33,288,534	38,301,743
B.Eydhafushi										
1163	Ministry of Health		P-MOH007-039	Atoll Hospital Extension - B.Eydhafushi	Domestic	P-GOM	Ongoing	1,098,901	520,000	132,000
								1,098,901	520,000	132,000
1215	Ministry of Sports, Fitness & Recreation		P-SPT320-001	Estab. of Futsal Ground - B.Eydhafushi	Domestic	P-GOM	Retention	60,666	-	-
								60,666	-	-
1224	Ministry of Construction & Infrastructure		P-HBR078-001	Devel. of Harbour - B.Eydhafushi	Domestic	P-GOM	Contracted	3,652,515	8,661,864	1,186,475
								3,652,515	8,661,864	1,186,475
			P-HBR227-001	Devel. of airport - B. Eydhafushi	Domestic	P-GOM	New	3,000,000	4,000,000	4,000,000
								3,000,000	4,000,000	4,000,000
			P-R00072-001	Const. of road- B.Eydhafushi	Domestic	P-GOM	New	3,488,048	15,716,670	28,923,268
								3,488,048	15,716,670	28,923,268
			P-R00114-001	Devel. of road- B. Eydhafushi	Domestic	P-GOM	New	3,000,000	3,000,000	3,000,000
								3,000,000	3,000,000	3,000,000
			P-SOC185-001	Devel. of an artificial beach - B. Eydhafushi	Domestic	P-GOM	New	2,400,000	1,000,000	800,000
								2,400,000	1,000,000	800,000
1529	Ministry of Housing, Land & Urban Development		P-HO0048-001	Const. Of Housing units - B.Eydhafushi	Domestic	P-GOM	New	130,000	390,000	260,000
								130,000	390,000	260,000

Island	BA	Office	Project Code	Project	Fund	Fund details	Status	2024 Approved	2025 Approved	2026 Approved
1229	Ministry of Climate Change, Environment & Energy		P-MEE001-105	Accelr. Sustainable Pvt. Invmt. in Renewable Energy - ASPIRE			Ongoing	Expenditure details included under "At multiple Islands"		
			P-MEE062-100	Preparing Outer Island For Sustainable Energy Devel - POISED			Ongoing	Expenditure details included under "At multiple Islands"		
			P-RNW001-001	AREISE Project			Ongoing	Expenditure details included under "At multiple Islands"		
										13,974,544
B.Hithaadhoo										
1058	Ministry of Education		P-SCH247-001	Upgrade of School - B. Hithadhoo	Domestic	P-GOM	New	250,000	750,000	500,000
								250,000	750,000	500,000
1163	Ministry of Health		P-HLT230-001	Upgrading Health Centre - B.Hithaadhoo	Domestic	P-GOM	New	1,000,000	1,000,000	875,000
								1,000,000	1,000,000	875,000
1215	Ministry of Sports, Fitness & Recreation		P-SPT293-001	Devel. of Childrens Park - B.Hithaadhoo	Domestic	P-GOM	Pre-tendering	282,926	172,500	51,750
								282,926	172,500	51,750
1224	Ministry of Construction & Infrastructure		P-CPT071-001	Coastal Protection - B.Hithaadhoo	Domestic	P-GOM	Ongoing	5,251,218	7,799,507	9,548,004
								5,251,218	7,799,507	9,548,004
			P-HBR076-001	Devel. of Breakwater & Quay Wall - B.Hithaadhoo	Domestic	P-GOM	Ongoing	1,759,325	8,503,151	1,347,469
								1,759,325	8,503,151	1,347,469
			P-REC049-001	Land Reclamation - B.Hithaadhoo	Domestic	P-GOM	New	4,600,000	6,661,440	9,252,000
								4,600,000	6,661,440	9,252,000
			P-WAS020-001	Water and Sewerage System - B.Hithaadhoo	Domestic	P-GOM	Ongoing	831,075	815,965	33,999
				Trust fund		T-MGF		831,075	815,965	33,999
1229	Ministry of Climate Change, Environment & Energy		P-MEE062-100	Preparing Outer Island For Sustainable Energy Devel - POISED			Ongoing	Expenditure details included under "At multiple Islands"		
			P-WST036-001	Estab.Systems For Bio-Treatment Of Org.Waste in Zone 2			Pre-tendering	Expenditure details included under "At multiple Islands"		
B.Kudarikilu										
								10,759,801	19,261,439	14,802,926
1058	Ministry of Education		P-SCH174-001	Const. of 4 Classroom - B.Kudarikilu	Domestic	P-GOM	Contracted	2,066,819	995,904	1,020,158
								2,066,819	995,904	1,020,158
1163	Ministry of Health		P-HLT249-001	Devel. of Laboratory - B.Kudarikilu	Domestic	P-GOM	New	1,000,000	1,200,000	100,000
								1,000,000	1,200,000	100,000
1215	Ministry of Sports, Fitness & Recreation		P-SPT436-001	Devel. of Football Ground - B.Kudarikilu	Domestic	P-GOM	Retention	114,811	-	-
								114,811	-	-
1224	Ministry of Construction & Infrastructure		P-CPT063-001	Coastal Protection - B.Kudarikilu	Domestic	P-GOM	Retention	895,396	-	-
				Trust fund		T-MGF		895,396	-	-

Island	BA	Office	Project Code	Project	Fund	Fund details	Status	2024 Approved	2025 Approved	2026 Approved
			P-RD094-001	Const. of road- B. Kudarikilu	Domestic	P-GOM	New	1,195,219	9,000,000	9,000,000
			P-WAS082-001	Estab. Water & Sewerage System - B. Kudarikilu	Domestic	P-GOM	Ongoing	1,195,219	9,000,000	9,000,000
			P-WAS082-001	Estab. Water & Sewerage System - B. Kudarikilu	Domestic	P-GOM	Ongoing	4,187,556	4,165,535	2,082,768
			P-MSQ057-001	Const. Of Mosque - B. Kudarikilu	Domestic	P-GOM	New	4,187,556	4,165,535	2,082,768
			P-MSQ057-001	Const. Of Mosque - B. Kudarikilu	Domestic	P-GOM	New	1,300,000	3,900,000	2,600,000
1240	Ministry of Islamic Affairs		P-MSQ057-001	Const. Of Mosque - B. Kudarikilu	Domestic	P-GOM	New	1,300,000	3,900,000	2,600,000
1229	Ministry of Climate Change, Environment & Energy		P-MEED062-100	Preparing Outer Island For Sustainable Energy Devel - POISED	Domestic	P-GOM	Ongoing	1,300,000	3,900,000	2,600,000
Expenditure details included under "At multiple Islands"										
B. Kamadhoo								18,517,441	35,807,935	27,820,194
1058	Ministry of Education		P-SCH199-001	Const. of 02 Classroom and Office Block at B. Kamadhoo	Domestic	P-GOM	Contracted	349,352	712,500	142,500
			P-SCH224-001	Const. of New School - B. Kamadhoo	Domestic	P-GOM	New	349,352	712,500	142,500
			P-SCH224-001	Const. of New School - B. Kamadhoo	Domestic	P-GOM	New	1,800,000	5,400,000	3,600,000
			P-SCH224-001	Const. of New School - B. Kamadhoo	Domestic	P-GOM	New	1,800,000	5,400,000	3,600,000
1215	Ministry of Sports, Fitness & Recreation		P-SPT294-001	Devel. of Childrens Park - B. Kamadhoo	Domestic	P-GOM	Ongoing	283,492	69,138	40,690
			P-SPT294-001	Devel. of Childrens Park - B. Kamadhoo	Domestic	P-GOM	Ongoing	283,492	69,138	40,690
			P-SPT13-001	Estab. Football Ground - B. Kamadhoo	Domestic	P-GOM	Contracted	2,772,821	966,051	483,026
			P-SPT13-001	Estab. Football Ground - B. Kamadhoo	Domestic	P-GOM	Contracted	2,772,821	966,051	483,026
1224	Ministry of Construction & Infrastructure		P-CPT088-001	Coastal Protection - B. Kamadhoo	Domestic	P-GOM	Awarded	3,319,735	8,568,941	7,340,382
			P-CPT088-001	Coastal Protection - B. Kamadhoo	Domestic	P-GOM	Awarded	3,319,735	8,568,941	7,340,382
			P-HBR077-001	Reconstruction of Harbour - B. Kamadhoo	Domestic	P-GOM	Ongoing	3,912,193	2,649,202	-
			P-HBR077-001	Reconstruction of Harbour - B. Kamadhoo	Domestic	P-GOM	Ongoing	3,912,193	2,649,202	-
			P-OTH017-001	Devel. of Convention Centre - B. Kamadhoo	Domestic	P-GOM	New	400,000	1,200,000	800,000
			P-OTH017-001	Devel. of Convention Centre - B. Kamadhoo	Domestic	P-GOM	New	400,000	1,200,000	800,000
			P-RD095-001	Const. of road- B. Kamadhoo	Domestic	P-GOM	New	1,195,219	9,000,000	9,000,000
			P-RD095-001	Const. of road- B. Kamadhoo	Domestic	P-GOM	New	1,195,219	9,000,000	9,000,000
			P-WAS023-001	Water and Sewerage System - B. Kamadhoo	Domestic	P-GOM	Ongoing	1,195,219	9,000,000	9,000,000
			P-WAS023-001	Water and Sewerage System - B. Kamadhoo	Domestic	P-GOM	Ongoing	4,317,125	5,366,056	5,746,423
			P-WAS023-001	Water and Sewerage System - B. Kamadhoo	Domestic	P-GOM	Ongoing	4,317,125	5,366,056	5,746,423
1264	Department of Judicial Administration		P-CRT021-001	Const. of Magistrate Court- B. Kamadhoo	Domestic	P-GOM	Tendering	167,504	1,876,047	667,173
			P-CRT021-001	Const. of Magistrate Court- B. Kamadhoo	Domestic	P-GOM	Tendering	167,504	1,876,047	667,173
Expenditure details included under "At multiple Islands"										
1229	Ministry of Climate Change, Environment & Energy		P-MEED062-100	Preparing Outer Island For Sustainable Energy Devel - POISED	Domestic	P-GOM	Ongoing			
			P-WST036-001	Estab. Systems For Bio- Treatment Of Org. Waste in Zone 2	Domestic	P-GOM	Pre-tendering			
Expenditure details included under "At multiple Islands"										

Island	BA	Office	Project Code	Project	Fund	Fund details	Status	2024 Approved	2025 Approved	2026 Approved
B.Kendhoo										
1058	Ministry of Education		P-SCH064-001	School Building (Upgrade & Multi Purp. Hall) - B.Kendhoo	Domestic	P-GOM	Contracted	20,128,207	35,764,971	35,157,312
								336,231	1,260,000	151,200
								336,231	1,260,000	151,200
								3,754,195	1,984,083	198,408
1163	Ministry of Health		P-HLT106-001	Health Centre Extension - B.Kendhoo	Domestic	P-GOM	On-going	3,754,195	1,984,083	198,408
1215	Ministry of Sports, Fitness & Recreation		P-SPT214-001	Devel. of Turf ground and handball court - B.Kendhoo	Domestic	P-GOM	Awarded	452,264	165,447	120,000
								452,264	165,447	120,000
								103,329	-	-
								103,329	-	-
1224	Ministry of Construction & Infrastructure		P-SPT410-001	Instal. of Fence & Football Ground Lighting System-B.kendhoo	Domestic	P-GOM	On-going	534,689	521,000	215,000
								534,689	521,000	215,000
								1,880,998	-	-
								1,880,998	-	-
			P-HBR179-001	Upgrading Harbour - B.Kendhoo	Domestic	P-GOM	New	6,000,000	14,216,670	15,423,268
								6,000,000	14,216,670	15,423,268
								4,600,000	4,440,960	6,168,000
								4,600,000	4,440,960	6,168,000
			P-ROD092-001	Const. of road- B.Kendhoo	Domestic	P-GOM	New	1,593,625	12,000,000	12,000,000
								1,593,625	12,000,000	12,000,000
								744,240	507,435	254,000
								744,240	507,435	254,000
1229	Ministry of Climate Change, Environment & Energy		P-WST017-001	Upg.Of Waste Management Centre - B.Kendhoo	Domestic	P-GOM	Tendering	744,240	507,435	254,000
1240	Ministry of Islamic Affairs		P-MSQ036-001	Construction Of Mosque - B.Kendhoo	Domestic	P-GOM	Pre-tendering	128,636	669,376	627,436
								128,636	669,376	627,436
								Expenditure details included under "At multiple Islands"		
								Expenditure details included under "At multiple Islands"		
B.Kihaadhoo										
1058	Ministry of Education		P-SCH063-001	School Building (4 Class, Staff & Hall) - B.Kihaadhoo	Domestic	P-GOM	Contracted	10,218,400	16,327,432	12,821,966
								185,337	1,150,000	115,000
								185,337	1,150,000	115,000

Island	BA	Office	Project Code	Project	Fund	Fund details	Status	2024 Approved	2025 Approved	2026 Approved
1215	Ministry of Sports, Fitness & Recreation	P-SCH229-001	Const. of School Science Lab - B.Kihaadhoo	Domestic	P-GOM		New	1,040,000	260,000	-
								1,040,000	260,000	-
								400,000	2,400,000	800,000
								400,000	2,400,000	800,000
								48,783	-	-
		P-SPT352-001	Devel. of Volley Court - B.Kihaadhoo	Domestic	P-GOM		Retention	48,783	-	-
								48,783	-	-
								1,636,562	570,178	285,089
								1,636,562	570,178	285,089
								4,753,618	7,535,117	9,415,809
P-CPT086-001	Coastal Protection in Northern side of B.Kihaadhoo	Domestic	P-GOM		Ongoing	4,753,618	7,535,117	9,415,809		
						4,753,618	7,535,117	9,415,809		
						2,154,100	4,412,137	2,206,068		
						2,154,100	4,412,137	2,206,068		
						2,154,100	4,412,137	2,206,068		
1229	Ministry of Climate Change, Environment & Energy	P-MEE062-100	Preparing Outer Island For Sustainable Energy Devel - POISED	Domestic	P-GOM		Ongoing	Expenditure details included under "At multiple islands"		
								8,694,147	15,417,987	15,453,490
B. Dhonfanu										
1058	Ministry of Education	P-SCH250-001	Upgrade of School - B. Dhonfanu	Domestic	P-GOM		New	150,000	450,000	300,000
								150,000	450,000	300,000
1163	Ministry of Health	P-HLT233-001	Devel. of Laboratory - B. Dhonfanu	Domestic	P-GOM		New	1,000,000	1,200,000	525,000
								1,000,000	1,200,000	525,000
1215	Ministry of Sports, Fitness & Recreation	P-SPT409-001	Estab. of Football ground-B. Dhonfanu	Domestic	P-GOM		Contracted	1,044,333	810,383	231,538
								1,044,333	810,383	231,538
1224	Ministry of Construction & Infrastructure	P-REC048-001	Land Reclamation - B. Dhonfanu	Domestic	P-GOM		New	4,600,000	6,661,440	9,252,000
								4,600,000	6,661,440	9,252,000
		P-WAS085-001	Estab. Water & Sewerage System - B. Dhonfanu	Domestic	P-GOM		Ongoing	1,702,553	4,289,904	2,144,952
								1,702,553	4,289,904	2,144,952
1276	Local Government Authority	P-OFF011-001	Const. of Council Office- B. Dhonfanu	Domestic	P-GOM		Pre-tendering	197,261	2,006,260	3,000,000
								197,261	2,006,260	3,000,000
1229	Ministry of Climate Change, Environment & Energy	P-MEE062-100	Preparing Outer Island For Sustainable Energy Devel - POISED				Ongoing	Expenditure details included under "At multiple islands"		

Island	BA	Office	Project Code	Project	Fund	Fund details	Status	2024 Approved	2025 Approved	2026 Approved
B.Dharavandhoo										
1058	Ministry of Education		P-SCH221-001	Classroom, Office & M.Purp. Hall - B.Dharavandhoo 8	Domestic	P-GOM	New	11,012,752	21,053,762	25,780,816
								2,100,000	7,800,000	5,200,000
								2,100,000	7,800,000	5,200,000
1163	Ministry of Health		P-HLT229-001	Ext. of Health Centre - B.Dharavandhoo	Domestic	P-GOM	New	1,000,000	1,000,000	875,000
								1,000,000	1,000,000	875,000
1215	Ministry of Sports, Fitness & Recreation		P-SPT292-001	Devel. of Childrens Park - B.Dharavandhoo	Domestic	P-GOM	Contracted	283,639	103,761	50,900
								283,639	103,761	50,900
								358,209	190,000	115,000
1224	Ministry of Construction & Infrastructure		P-SPT353-001	Dev. of Volley Court - B.Dharavandhoo	Domestic	P-GOM	Contracted	358,209	190,000	115,000
								358,209	190,000	115,000
								1,128,185	-	-
			P-CPT061-001	Coastal Protection - B.Dharavandhoo	Trust fund	T-MGF	Retention	1,128,185	-	-
								1,128,185	-	-
								3,883,178	2,396,774	1,018,629
			P-HBR123-001	Upgrading Harbour - B.Dharavandhoo	Domestic	P-GOM	Ongoing	3,883,178	2,396,774	1,018,629
								3,883,178	2,396,774	1,018,629
								1,890,438	9,000,000	18,000,000
1240	Ministry of Islamic Affairs		P-ROD081-001	Const. of road- B.Dharavandhoo	Domestic	P-GOM	New	1,890,438	9,000,000	18,000,000
								1,890,438	9,000,000	18,000,000
								369,103	563,227	521,287
1027	Maldives Police Service		P-MSQ046-001	Const. of Mosque- B.Dharavandhoo	Domestic	P-GOM	Tendering	369,103	563,227	521,287
								369,103	563,227	521,287
								Expenditure details included under "At multiple Islands"		
1229	Ministry of Climate Change, Environment & Energy		P-POL010-001	Establishing Of Police Stations	Domestic	P-GOM	Contracted	Expenditure details included under "At multiple Islands"		
								Expenditure details included under "At multiple Islands"		
								29,726,960	43,552,069	30,130,144
Lh.Hinnavaru										
1058	Ministry of Education		P-SCH4270-001	Const. of 6 toilets and 8 classrooms with an admin block - Lh. Hinnavaru	Domestic	P-GOM	New	2,000,000	7,000,000	2,000,000
								2,000,000	7,000,000	2,000,000
1163	Ministry of Health		P-HLT100-001	Establishing Zone 2 Management Office With Warehouse	Domestic	P-GOM	Pre-tendering	369,034	540,000	135,000
								369,034	540,000	135,000
								4,206,986	8,842,868	1,768,574
1215	Ministry of Sports, Fitness & Recreation		P-HLT129-001	Hospital New Building - Lh.Hinnavaru	Domestic	P-GOM	Ongoing	4,206,986	8,842,868	1,768,574
								4,206,986	8,842,868	1,768,574
								229,621	112,000	140,000
			P-SOC106-001	Devel. of Outdoor Gym in Lh. Hinnavaru	Domestic	P-GOM	Tendering	229,621	112,000	140,000
								229,621	112,000	140,000

Island	BA	Office	Project Code	Project	Fund	Fund details	Status	2024 Approved	2025 Approved	2026 Approved
1224	Ministry of Construction & Infrastructure		P-SPT557-001	Devel. of sports complex - Lh. Hinnavaru	Domestic	P-GOM	New	1,000,000	1,000,000	1,000,000
			P-SPT558-001	Devel. of Futsal Ground - Lh. Hinnavaru	Domestic	P-GOM	New	400,000	500,000	100,000
			P-HBR079-001	Upgrading Harbour - Lh. Hinnavaru	Domestic	P-GOM	Retention	4,080,739	-	-
			P-REC068-001	Land reclamation (Phase 2) - Lh. Hinnavaru	Domestic	P-GOM	New	4,000,000	4,000,000	4,000,000
			P-ROD045-001	Devel. of Roads - Lh. Hinnavaru	Domestic	P-GOM	Ongoing	3,905,601	7,997,966	1,538,070
			P-WAS100-001	Estab. Water & Sewerage System - Lh. Hinnavaru	Domestic	P-GOM	New	5,120,000	7,600,000	15,360,000
			P-WST013-001	Estab. Of Waste Management Centre - Lh. Hinnavaru	Domestic	P-GOM	Tendering	2,074,000	2,500,000	1,088,500
			P-LCL029-001	Construction Of New Council Office - Lh. Hinnavaru	Trust fund	T-MGF	Pre-tendering	344,432	2,041,865	3,000,000
			P-HOU058-001	Const. Of 100 Housing units - Lh. Hinnavaru	Domestic	P-GOM	Ongoing	1,996,547	1,417,370	-
			P-POL010-001	Establishing Of Police Stations	Domestic	P-GOM	Contracted	1,996,547	1,417,370	-
1229	Ministry of Climate Change, Environment & Energy		P-MEE001-105	Accelr. Sustainable Pvt. Invmt. in Renewable Energy - ASPIRE			Ongoing	Expenditure details included under "At multiple Islands"		
1276	Local Government Authority		P-RNW001-001	AREISE Project			Ongoing	Expenditure details included under "At multiple Islands"		
1529	Ministry of Housing, Land & Urban Development		P-WST036-001	Estab. Systems For Bio-Treatment Of Org. Waste in Zone 2			Pre-tendering	Expenditure details included under "At multiple Islands"		
Lh. Naifaru								12,415,103	34,079,132	15,296,680
1013	Maldives National Defence Force		P-NSC003-001	Fire Station Vehicle Garage Extension - Naifaru	Domestic	P-GOM	Pre-tendering	104,560	720,000	150,000
1027	Maldives Police Service		P-POL007-001	Const. of Police Accomodation Building - Lh. Naifaru	Domestic	P-GOM	Tendering	187,424	1,847,913	750,000
1141	Maldives Islamic University		P-UNI024-001	Devel. of Campus - Lh. Naifaru	Domestic	P-GOM	New	187,424	1,847,913	750,000
					Domestic	P-GOM		2,500,000	-	-
					Domestic	P-GOM		2,500,000	-	-

Island	BA	Office	Project Code	Project	Fund	Fund details	Status	2024 Approved	2025 Approved	2026 Approved
1215	Ministry of Sports, Fitness & Recreation		P-SOC074-001	Est. of Youth Centre - Lh. Naifaru	Domestic	P-GOM	Contracted	287,026	105,000	-
								287,026	105,000	-
			P-SPT461-001	Estab. of Football Ground in Lh. Naifaru			Pre-tendering	307,528	450,000	45,000
					Domestic	P-GOM		307,528	450,000	45,000
			P-SPT465-001	Devel. of Indoor Sports Complex - Lh. Naifaru	Domestic	P-GOM	Pre-tendering	295,227	432,000	43,200
1224	Ministry of Construction & Infrastructure				Domestic	P-GOM		295,227	432,000	43,200
			P-HBR108-001	Devel. of Ferry Terminal - Lh. Naifaru			Pre-tendering	229,621	3,500,000	700,000
					Domestic	P-GOM		229,621	3,500,000	700,000
			P-HBR140-001	Upgrading Entrance Channel - Lh. Naifaru	Domestic	P-GOM	Contracted	221,420	810,000	130,000
					Domestic	P-GOM		221,420	810,000	130,000
			P-REC031-001	Land Reclamation - Lh. Naifaru	Domestic	P-GOM	Contracted	4,067,256	16,177,840	8,719,385
					Domestic	P-GOM		4,067,256	16,177,840	8,719,385
			P-ROD041-001	Devel. of Roads - Lh. Naifaru	Domestic	P-GOM	Contracted	4,215,041	10,036,379	4,759,095
					Domestic	P-GOM		4,215,041	10,036,379	4,759,095
			P-OTH001-001	Maldives Urban Dev. & Resilience Project			Ongoing	Expenditure details included under "At multiple Islands"		
1229	Ministry of Climate Change, Environment & Energy		P-SAN011-001	Sanitation in 5 Islands			Ongoing	Expenditure details included under "At multiple Islands"		
			P-RNW001-001	AREISE Project			Ongoing	Expenditure details included under "At multiple Islands"		
			P-WST036-001	Estab. Systems For Bio- Treatment Of Org. Waste in Zone 2			Pre-tendering	Expenditure details included under "At multiple Islands"		
								20,014,786	40,923,062	31,915,923
			P-SCH016-001	Multi Purpose Hall - Lh. Kurendhoo	Domestic	P-GOM	Contracted	1,389,988	2,074,186	-
1163	Ministry of Education				Domestic	P-GOM		1,389,988	2,074,186	-
			P-SCH016-002	Upgra. Of School - Lh. Kurendhoo			Contracted	1,349,352	1,750,000	700,000
					Domestic	P-GOM		1,349,352	1,750,000	700,000
			P-HLT184-001	Extension of Lh. Kurendhoo Health Center	Domestic	P-GOM	Ongoing	4,093,978	2,191,249	219,125
					Domestic	P-GOM		4,093,978	2,191,249	219,125
1215	Ministry of Sports, Fitness & Recreation		P-SOC144-001	Devel. of Youth Centre - Lh. Kurendhoo	Domestic	P-GOM	New	400,000	2,400,000	800,000
					Domestic	P-GOM		400,000	2,400,000	800,000
			P-SPT021-001	Upg. of Football Ground - Lh. Kurendhoo			Retention	165,402	-	-
					Domestic	P-GOM		165,402	-	-

Lh. Kurendhoo

Island	BA	Office	Project Code	Project	Fund	Fund details	Status	2024 Approved	2025 Approved	2026 Approved	
			P-SPT021-002	Instal. Of Football Ground Lighting System-Lh.Kurendhoo	Domestic	P-GOM	Retention	108,031	-	-	
			P-SPT350-001	Dev. of Volley Court - LH.Kurendhoo	Domestic	P-GOM	Contracted	573,134	190,000	120,000	
			P-CPT023-001	Coastal Protection - Lh.Kurendhoo	Trust fund	T-MGF	Retention	1,521,585	-	-	
			P-DRG022-001	Storm water drainage - Lh. Kurendhoo	Domestic	P-GOM	New	1,000,000	8,000,000	8,000,000	
			P-HBR111-001	Devel. of Breakwater - LH.Kurendhoo	Domestic	P-GOM	Ongoing	3,563,025	5,335,790	1,067,158	
			P-HBR191-001	Devel. of Harbour - Lh. Kurendhoo	Domestic	P-GOM	New	1,800,000	5,400,000	9,000,000	
			P-ROD115-001	Devel. of roads - Lh. Kurendhoo	Domestic	P-GOM	New	1,000,000	7,000,000	7,000,000	
			P-MIA001-049	Construction Of Mosque - Lh.Kurendhoo	Domestic	P-GOM	Ongoing	614,761	2,191,837	749,640	
			P-FIS018-001	Construction of Fish Market - Lh. Kurendhoo	Domestic	P-GOM	Contracted	175,530	-	-	
			P-HOU040-002	Const.Of 50 Housing units - Lh.kurendhoo	Domestic	P-GOM	Contracted	2,130,000	4,000,000	4,000,000	
			P-HOU050-001	Const.Of Housing units - Lh.Kurendhoo	Domestic	P-GOM	New	130,000	390,000	260,000	
			P-POL010-001	Establishing Of Police Stations	Domestic	P-GOM	Contracted	130,000	390,000	260,000	
			P-WAS069-001	Provision of Water Supply & Sewerage Project	Domestic	P-GOM	Ongoing	Expenditure details included under "At multiple islands"			
			P-WST036-001	Estab.Systems For Bio-Treatment Of Org.Waste in Zone 2	Domestic	P-GOM	Pre-tendering	Expenditure details included under "At multiple islands"			
Lh.Oluhufufushi								21,309,137	32,712,093	28,942,629	
1058	Ministry of Education		P-SCH122-001	School 10 Classroom & 2 Storey Building - Lh.Oluhufufushi	Domestic	P-GOM	Contracted	1,185,337	1,260,000	138,600	
1163	Ministry of Health		P-HLT109-001	Health Centre Extension - Lh.Oluhufufushi	Domestic	P-GOM	Ongoing	4,064,699	2,478,247	1,122,433	
								4,064,699	2,478,247	1,122,433	

Island	BA	Office	Project Code	Project	Fund	Fund details	Status	2024 Approved	2025 Approved	2026 Approved
1215	Ministry of Sports, Fitness & Recreation		P-SOC107-001	Devel. of Outdoor Gym in Lh.Olhuvelifushi	Domestic	P-GOM	Tendering	229,621	112,000	140,000
								229,621	112,000	140,000
			P-SOC152-001	Devel. of Youth Centre - Lh.Olhuvelifushi	Domestic	P-GOM	New	450,000	1,350,000	1,800,000
								450,000	1,350,000	1,800,000
			P-SPT057-002	Estab. of Football Ground Rostrum - Lh.Olhuvelifushi	Domestic	P-GOM	Pre-tendering	132,852	194,400	19,440
								132,852	194,400	19,440
1224	Ministry of Construction & Infrastructure	P-SPT333-001	Repa.Futsal Ground Boundary Wall & Fence - Lh.Olhuvelifushi	Domestic	P-GOM	Pre-tendering	369,034	225,000	75,000	
							369,034	225,000	75,000	
		P-SPT559-001	Devel. of an indoor gym - Lh.Olhuvelifushi	Domestic	P-GOM	New	500,000	1,000,000	500,000	
							500,000	1,000,000	500,000	
		P-QPT012-001	Coastal Protection - Lh.Olhuvelifushi	Trust fund	T-MGF	Ongoing	2,773,118	1,162,919	880,355	
							2,773,118	1,162,919	880,355	
1240	Ministry of Islamic Affairs	P-HBR150-001	Exten. harbour with picnic island Devel. of - Lh. Olhuvelifushi	Domestic	P-GOM	Contracted	3,058,215	13,280,584	13,063,560	
							3,058,215	13,280,584	13,063,560	
		P-WAS025-001	Water and Sewerage System - Lh.Olhuvelifushi	Domestic	P-GOM	Ongoing	6,805,421	5,303,901	8,121,560	
							6,805,421	5,303,901	8,121,560	
		P-SOC127-001	Devel. of Quran Centre - Lh.Olhuvelifushi	Domestic	P-GOM	New	840,840	5,045,042	1,681,681	
							840,840	5,045,042	1,681,681	
1276	Local Government Authority	P-OFF030-001	Const. of council office building- Lh.Olhuvelifushi	Domestic	P-GOM	New	900,000	1,300,000	1,400,000	
							900,000	1,300,000	1,400,000	
		P-HLT090-001	Construction Of Portico And Garage For Health Centres	Domestic	P-GOM	Ongoing	Expenditure details included under "At multiple Islands"			
							Expenditure details included under "At multiple Islands"			
		P-WAT024-001	Micro grid desalination Plant			Ongoing				
Lh.Felivaru								9,929,048	5,677,830	1,500,000
1224	Ministry of Construction & Infrastructure	P-REC025-001	Land Reclamation - Lh.Felivaru	Domestic	P-GOM	Ongoing	9,929,048	5,677,830	1,500,000	
							9,929,048	5,677,830	1,500,000	
K.Kaashidhoo								19,466,339	9,859,804	6,029,853
1163	Ministry of Health	P-HLT146-001	Upgrading Health Centre - K.Kaashidhoo	Domestic	P-GOM	Contracted	1,000,000	1,200,000	240,000	

Island	BA	Office	Project Code	Project	Fund	Fund details	Status	2024 Approved	2025 Approved	2026 Approved
1192	National Drug Agency		P-RH010-001	Estab. Of Drug Rehab Centre - K. Kaashidhoo	Domestic	P-GOM	New	1,509,951	6,039,804	4,529,853
			P-SPT227-001	Estab. of Football Ground - K. Kaashidhoo	Domestic	P-GOM	Retention	69,316	-	-
			P-SPT338-001	Repairing Futsal Ground Boundary Wall & Fence - K. Kaashidhoo	Domestic	P-GOM	Retention	174,676	-	-
								174,676	-	-
								7,400,000	1,000,000	1,000,000
1224	Ministry of Construction & Infrastructure		P-AIR016-001	Devel. of airport - K. Kaashidhoo	Domestic	P-GOM	New	7,400,000	1,000,000	1,000,000
			P-HBR080-001	Devel. of Quay Wall - K. Kaashidhoo	Domestic	P-GOM	Contracted	250,123	810,000	130,000
								250,123	810,000	130,000
			P-HBR159-001	Upgrading of Harbour - K. Kaashidhoo	Domestic	P-GOM	Contracted	1,500,000	810,000	130,000
								1,500,000	810,000	130,000
1027	Maldives Police Service		P-R00064-001	Const. of road- K. Kaashidhoo	Domestic	P-GOM	New	7,562,273	-	-
								7,562,273	-	-
			P-POL010-001	Establishing Of Police Stations			Contracted	Expenditure details included under "At multiple Islands"		
			P-WAS069-001	Provision of Water Supply & Sewerage Project			Ongoing	Expenditure details included under "At multiple Islands"		
			P-WAT024-001	Micro grid desalination Plant			Ongoing	Expenditure details included under "At multiple Islands"		
1229	Ministry of Climate Change, Environment & Energy		P-MEE062-100	Preparing Outer Island For Sustainable Energy Devel - POISED			Ongoing	Expenditure details included under "At multiple Islands"		
K. Gaafaru								4,788,290	5,284,200	1,136,520
1058	Ministry of Education		P-SCH210-001	Const of 08 Classroom at K. Gaafaru	Domestic	P-GOM	Contracted	369,034	1,750,000	350,000
1163	Ministry of Health		P-HLT042-001	Health Centre New Building - K. Gaafaru	Domestic	P-GOM	Tendering	369,034	1,750,000	350,000
								151,714	423,000	132,000
1215	Ministry of Sports, Fitness & Recreation		P-SPT385-001	Estab. of Football Ground in K. Gaafaru	Domestic	P-GOM	Pre-tendering	151,714	423,000	132,000
								181,237	265,200	26,520
								181,237	265,200	26,520
1224	Ministry of Construction & Infrastructure		P-SPT1472-001	Devel. of Handball Court - K. Gaafaru	Domestic	P-GOM	Pre-tendering	268,985	346,000	174,000
								268,985	346,000	174,000
			P-HBR136-001	Repairing Harbour - K. Gaafaru	Domestic	P-GOM	Pre-tendering	217,320	810,000	130,000
								217,320	810,000	130,000

Island	BA	Office	Project Code	Project	Fund	Fund details	Status	2024 Approved	2025 Approved	2026 Approved		
1229	Ministry of Climate Change, Environment & Energy		P-REC036-001	Land Reclamation - K.Gaafaru	Domestic	P-GOM	Pre-tendering	3,600,000	1,690,000	324,000		
									3,600,000	1,690,000	324,000	
			P-WAS069-001	Provision of Water Supply & Sewerage Project					On-going	Expenditure details included under "At multiple Islands"		
			P-MEE062-100	Preparing Outer Island For Sustainable Energy Devel - POISED					Ongoing	Expenditure details included under "At multiple Islands"		
									11,800,533	21,695,891	10,600,676	
K.Dhiffushi												
1058	Ministry of Education		P-SCH161-001	Const. of Science lab & Sen Classroom - K.Dhiffushi	Domestic	P-GOM	Contracted	246,023	1,750,000	700,000		
					Domestic	P-GOM		246,023	1,750,000	700,000		
			P-SCH161-002	Const. of 04 Classrooms at K.Dhiffushi School	Domestic	P-GOM	Pre-tendering	237,822	1,750,000	350,000		
					Domestic	P-GOM		237,822	1,750,000	350,000		
			P-SCH426-001	School Building (4 classroom, Multi Purp. Hall) - K.Dhiffushi	Domestic	P-GOM	New	1,600,000	4,800,000	3,200,000		
					Domestic	P-GOM		1,600,000	4,800,000	3,200,000		
1215	Ministry of Sports, Fitness & Recreation		P-SPT283-001	Devel. of Football Ground - K.Dhiffushi	Domestic	P-GOM	Pre-tendering	104,560	659,716	715,186		
					Domestic	P-GOM		104,560	659,716	715,186		
1224	Ministry of Construction & Infrastructure		P-HBR213-001	Dredging of Harbour - K.Dhiffushi	Domestic	P-GOM	New	3,500,000	4,000,000	4,000,000		
					Domestic	P-GOM		3,500,000	4,000,000	4,000,000		
			P-LND004-001	Land Reclamation & Coastal Protection - K.Dhiffushi	Domestic	P-GOM	Contracted	5,334,228	8,736,175	1,635,490		
					Domestic	P-GOM		5,334,228	8,736,175	1,635,490		
1276	Local Government Authority		P-LGA020-001	Construction Of Council Office - K.Dhiffushi	Domestic	P-GOM	Retention	777,900	-	-		
					Domestic	P-GOM		777,900	-	-		
1229	Ministry of Climate Change, Environment & Energy		P-MEE062-100	Preparing Outer Island For Sustainable Energy Devel - POISED			Ongoing	Expenditure details included under "At multiple Islands"				
K.Thulusdhoo												
1058	Ministry of Education		P-SCH182-001	Const. of School Science Lab - K.Thulusdhoo	Domestic	P-GOM	Pre-tendering	17,057,889	37,527,049	37,474,653		
					Domestic	P-GOM		196,818	1,750,000	700,000		
					Domestic	P-GOM		196,818	1,750,000	700,000		
1163	Ministry of Health		P-HLT128-001	Hospital New Building - K.Thulusdhoo	Loan	X-KWT	Tendering	3,522,908	5,853,176	1,652,706		
					Loan	X-KWT		3,522,908	5,853,176	1,652,706		
1224	Ministry of Construction & Infrastructure		P-HBR182-001	Upgrade and Devel. of new Harbour- K. Thulusdhoo	Domestic	P-GOM	New	4,000,000	10,000,000	6,000,000		
					Domestic	P-GOM		4,000,000	10,000,000	6,000,000		
			P-HTE011-151	Coastal Protection - K.Thulusdhoo	Trust fund	T-MGF	Ongoing	1,806,174	1,986,792	198,679		
					Trust fund	T-MGF		1,806,174	1,986,792	198,679		

Island	BA	Office	Project Code	Project	Fund	Fund details	Status	2024 Approved	2025 Approved	2026 Approved
K.Huraa	1027	Maldives Police Service	P-RD074-001	Const. of road- K.Thulusdhoo	Domestic	P-GOM	New	3,488,048	15,716,670	28,923,268
								3,488,048	15,716,670	28,923,268
			P-WAT040-001	Estab. Water System - K.Thulusdhoo	Domestic	P-GOM	Ongoing	4,043,941	2,220,411	-
								4,043,941	2,220,411	-
	1029	Ministry of Climate Change, Environment & Energy	P-POL10-001	Establishing Of Police Stations			Contracted	Expenditure details included under "At multiple Islands"		
			P-MEE062-100	Preparing Outer Island For Sustainable Energy Devel - POISED			Ongoing	Expenditure details included under "At multiple Islands"		
	1058	Ministry of Education						6,526,506	15,684,822	5,157,349
			P-SCH017-001	Const. of 6 classroom (2 story) -K.Huraa	Domestic	P-GOM	Contracted	262,424	1,150,000	700,000
								262,424	1,150,000	700,000
			P-HL7250-001	Upgrade Health Centre & Laboratory - K.Huraa	Domestic	P-GOM	New	1,000,000	1,200,000	100,000
K.Hinmafushi	1163	Ministry of Health						1,000,000	1,200,000	100,000
			P-PHYS002-025	Devel. of Camp Site - K.Huraa	Domestic	P-GOM	Retention	130,524	-	-
								130,524	-	-
			P-SPT469-001	Preparation Of Football Ground Sub Base - K.Huraa	Domestic	P-GOM	Ongoing	838,937	716,100	204,600
	1224	Ministry of Construction & Infrastructure						838,937	716,100	204,600
			P-HBR048-001	Harbor Upgrading - K. Huraa	Domestic	P-GOM	Contracted	3,062,905	10,818,722	1,152,749
								3,062,905	10,818,722	1,152,749
			P-TRN012-001	Devel. of Ferry Terminal - K. Huraa	Domestic	P-GOM	New	600,000	1,800,000	3,000,000
	1264	Department of Judicial Administration						600,000	1,800,000	3,000,000
			P-CRT003-001	Construction Of Magistrate Court - K.Hura	Domestic	P-GOM	Retention	631,716	-	-
K.Hinmafushi	1025	Maldives Correctional Service						631,716	-	-
								24,012,949	38,645,534	73,419,396
			P-PEN010-001	Asseyri Jail Rehabilitation Infrastructure & Boundary Wall	Domestic	P-GOM	Ongoing	4,182,654	1,576,234	-
								4,182,654	1,576,234	-
	1264	Department of Judicial Administration	P-PEN015-001	Estab. Of Asseyri Jail Gatehouse - K.Hinmafushi	Domestic	P-GOM	Pre-tendering	175,944	2,196,529	595,797
			P-PEN016-001	Estab. Of Asseyri Jail Medical Centre - K.Hinmafushi	Domestic	P-GOM	Pre-tendering	173,666	1,657,485	689,967

Island	BA	Office	Project Code	Project	Fund	Fund details	Status	2024 Approved	2025 Approved	2026 Approved
1058	Ministry of Education		P-PEN018-001	Upg. Asseyri Jail Juvenile Facility phase 2 - K. Himmafushi	Domestic	P-GOM	Pre-tendering	184,768	2,161,814	624,272
								184,768	2,161,814	624,272
			P-SCH133-001	Classroom and School Multi Purpose Hall - K.Himmafushi 4	Domestic	P-GOM	Contracted	1,712,204	2,348,845	284,572
								1,712,204	2,348,845	284,572
1163	Ministry of Health		P-HLT185-001	Extension of K. Himmafushi Health Center	Domestic	P-GOM	Ongoing	528,949	161,250	-
								528,949	161,250	-
			P-HLT213-001	Estab. Hospital (30 beds) - K. Himmafushi	Domestic	P-GOM	New	7,000,000	7,558,094	67,863,332
								7,000,000	7,558,094	67,863,332
1192	National Drug Agency		P-RHB006-001	Estab. Of Drug Offenders Remand Centre - K.Himmafushi	Domestic	P-GOM	Pre-tendering	153,764	1,125,000	1,000,000
								153,764	1,125,000	1,000,000
			P-SPT450-001	Devel. of Football Ground - K.Himmafushi	Domestic	P-GOM	Retention	121,766	-	-
								121,766	-	-
1224	Ministry of Construction & Infrastructure		P-CPT062-001	Coastal Protection - K.Himmafushi	Trust fund	T-MGF	Contracted	2,156,638	10,334,176	2,361,456
								2,156,638	10,334,176	2,361,456
			P-HBR047-001	Harbor Project (Phase II)- K. Himmafushi	Domestic	P-GOM	Retention	1,249,987	-	-
								1,249,987	-	-
			P-REC042-001	Devel. of Picnic Island and Beach- K.Himmafushi	Domestic	P-GOM	New	4,600,000	7,020,000	-
								4,600,000	7,020,000	-
			P-WAT019-001	Water Supply System - K.Himmafushi	Trust fund	T-MGF	Contracted	1,772,609	2,506,107	-
								1,772,609	2,506,107	-
1229	Ministry of Climate Change, Environment & Energy		P-MEE062-100	Preparing Outer Island For Sustainable Energy Devel - POISED			Ongoing	Expenditure details included under "At multiple islands"		
K. Gulhi								6,517,483	7,256,295	1,053,336
1058	Ministry of Education		P-SCH067-001	School Building (6 Class & Hall) - K.Gulhi	Domestic	P-GOM	Ongoing	4,028,457	4,840,425	586,437
								4,028,457	4,840,425	586,437
			P-SOC114-001	Devel. of Youth Centre - K. Gulhi	Domestic	P-GOM	Pre-tendering	307,118	175,000	18,725
								307,118	175,000	18,725
			P-SPT485-001	Devel. of Volley Court - K. Gulhi	Domestic	P-GOM	Retention	102,509	-	-
								102,509	-	-
			P-REC005-001	Land Reclamation - K. Gulhi	Domestic	P-GOM	Ongoing	2,079,399	2,240,870	448,174
								2,079,399	2,240,870	448,174

Island	BA	Office	Project Code	Project	Fund	Fund details	Status	2024 Approved	2025 Approved	2026 Approved
1163	Ministry of Health		P-HLT090-001	Construction Of Portico And Garage For Health Centres			Ongoing	Expenditure details included under "At multiple Islands"		
1229	Ministry of Climate Change, Environment & Energy		P-MEED062-100	Preparing Outer Island For Sustainable Energy Devel - POISED			Ongoing	Expenditure details included under "At multiple Islands"		
K.Maafushi										
1016	Ministry of Homeland Security & Technology		PPEN001-005	Establishment of High security 50 Units Jail-K.Maafushi			Ongoing	17,287,293	33,419,958	21,990,970
				Domestic	P-GOM			1,484,889	1,314,202	-
								1,484,889	1,314,202	-
			PPEN001-006	Establishment of High security 20 Units Jail-K.Maafushi			Ongoing	433,960	582,087	-
				Domestic	P-GOM			433,960	582,087	-
1025	Maldives Correctional Service		P-DPRS01-007	Estab. Of Perimeter Security Wall - Maafushi Jail			Pre-tendering	186,133	1,675,663	651,723
				Domestic	P-GOM			186,133	1,675,663	651,723
			PPEN001-002	Compleat. of Rehab Workshop Building - K.Maafushi			Ongoing	451,041	250,000	-
				Domestic	P-GOM			451,041	250,000	-
			PPEN001-003	Upgrading Unit 9 - Maafushi Jail			Pre-tendering	195,164	1,600,237	555,819
				Domestic	P-GOM			195,164	1,600,237	555,819
			PPEN001-007	Staffs Accomodation Block - Maafushi Jail 100			Pre-tendering	168,173	1,845,604	601,488
				Domestic	P-GOM			168,173	1,845,604	601,488
			PPEN017-001	Stand. Infrastructure of Maafushi Prison Cells - K.Maafushi			Pre-tendering	154,610	2,158,179	610,440
				Domestic	P-GOM			154,610	2,158,179	610,440
1058	Ministry of Education		P-SCH065-001	Schood Building - K.Maafushi			Contracted	336,231	2,150,000	236,500
				Domestic	P-GOM			336,231	2,150,000	236,500
1163	Ministry of Health		P-HLT186-001	Extension of K. Maafushi Health Center			Ongoing	984,090	540,000	135,000
				Domestic	P-GOM			984,090	540,000	135,000
			P-HLT259-001	Upgrading of hospital - K. Maafushi			New	3,000,000	11,000,000	11,000,000
				Domestic	P-GOM			3,000,000	11,000,000	11,000,000
1215	Ministry of Sports, Fitness & Recreation		P-SPT092-001	Devel. of Football Ground - K.Maafushi			Retention	75,011	-	-
				Domestic	P-GOM			75,011	-	-
1224	Ministry of Construction & Infrastructure		P-HBR124-001	Upgrading Harbour - K. Maafushi			Ongoing	3,618,705	3,303,986	1,200,000
				Domestic	P-GOM			3,618,705	3,303,986	1,200,000
			P-REC007-001	Land Reclamation - K. Maafushi			Retention	3,999,286	-	-
				Domestic	P-GOM			3,999,286	-	-

Island	BA	Office	Project Code	Project	Fund	Fund details	Status	2024 Approved	2025 Approved	2026 Approved
1027	Maldives Police Service		P-R0D116-001	Devel. of roads - K. Maafushi	Domestic	P-GOM	New	2,200,000	7,000,000	7,000,000
			P-POL010-001	Establishing Of Police Stations			Contracted	Expenditure details included under "At multiple Islands"		
			P-MEE062-100	Preparing Outer Island For Sustainable Energy Devel - POISED			Ongoing	Expenditure details included under "At multiple Islands"		
			K.Guraidhoo							8,046,830
1058	Ministry of Education		P-SCH066-001	School Building (8 Class Room) - K.Guraidhoo	Domestic	P-GOM	Contracted	185,337	1,750,000	210,000
1163	Ministry of Health		P-HLT043-001	Health Centre New Building - K.Guraidhoo	Domestic	P-GOM	Ongoing	185,337	1,750,000	210,000
							3,503,539	4,596,986	919,397	
							3,503,539	4,596,986	919,397	
1215	Ministry of Sports, Fitness & Recreation		P-SOC113-001	Devel. of Youth Centre - K.Guraidhoo	Domestic	P-GOM	Pre-tendering	183,613	1,800,000	360,000
								183,613	1,800,000	360,000
			P-SPT157-004	Instal. of Football Ground Rostrum - K.Guraidhoo	Domestic	P-GOM	Ongoing	1,356,005	206,689	-
								1,356,005	206,689	-
			P-SPT471-001	Devel. of Handball Court - K.Guraidhoo	Domestic	P-GOM	Retention	102,509	-	-
								102,509	-	-
			P-SPT484-001	Estab. of Surf Track - K.Guraidhoo	Domestic	P-GOM	Pre-tendering	102,509	150,000	15,000
								102,509	150,000	15,000
			P-REC069-001	Land reclamation - K. Guraidhoo	Domestic	P-GOM	New	2,200,000	4,000,000	5,000,000
1224	Ministry of Construction & Infrastructure							2,200,000	4,000,000	5,000,000
1510	Ministry of Social & Family Development		P-SOC072-001	Estab. Special Need Centre - K. Guraidhoo	Domestic	P-GOM	Contracted	413,318	75,600	-
	Ministry of Climate Change, Environment & Energy							413,318	75,600	-
								Expenditure details included under "At multiple Islands"		
			P-MEE062-100	Preparing Outer Island For Sustainable Energy Devel - POISED			Ongoing	Expenditure details included under "At multiple Islands"		
K.Gulhifalhu								797,401,996	813,566,251	179,577,650
1224	Ministry of Construction & Infrastructure		P-HBR095-001	Port Development Project - K.Gulhifalhu	Domestic	P-GOM	Ongoing	1,205,947	6,188,490	24,193,387
								1,205,947	6,188,490	24,193,387
			P-HBR095-001	Port Development Project - K.Gulhifalhu	Loan	X-INEX	Ongoing	526,120,468	679,142,115	95,881,461
								526,120,468	679,142,115	95,881,461

Island	BA	Office	Project Code	Project	Fund	Fund details	Status	2024 Approved	2025 Approved	2026 Approved
K. Vilin'gili	1058	Ministry of Education	P-LND005-001	Land Reclamation - K. Gulhifalhu			Ongoing	270,075,581	128,235,646	59,502,802
				Loan	X-ING			253,857,475	85,935,646	3,182,802
				Domestic	P-GOM			16,218,106	42,300,000	56,320,000
							524,677	2,010,000	292,500	
	1215	Ministry of Sports, Fitness & Recreation	P-SCH134-001	'Muhyiddin School Multi Purpose Hall - Villimale			Contracted	254,223	1,750,000	192,500
				Domestic	P-GOM			254,223	1,750,000	192,500
			P-SOC032-001	Devel. of Childrens Park - Villimale			Tendering	164,015	260,000	100,000
	1027	Maldives Police Service	P-SPT356-001	Estab. of Futsal Ground - Villimale			Retention	164,015	260,000	100,000
				Domestic	P-GOM			106,439	-	-
				Domestic	P-GOM			106,439	-	-
1215	Ministry of Sports, Fitness & Recreation	P-POL010-001	Establishing Of Police Stations			Contracted	Expenditure details included under "At multiple islands"			
		P-SPT431-001	Estab. of 5 Futsal Ground - Male City			Pre-tendering	Expenditure details included under "At multiple islands"			
K. Hulhumaale								154,700,381	341,475,605	417,203,595
1058	Ministry of Education	P-SCH028-001	'Const. of a New School in Hulhumale				Ongoing	4,032,444	4,845,896	-
			Domestic	P-GOM			4,032,444	4,845,896	-	
		P-SCH150-001	Const. of CHSE B Block - Hulhumale			Ongoing	7,319,203	8,098,617	10,875,706	
			Domestic	P-GOM			7,319,203	8,098,617	10,875,706	
		P-SCH156-001	Const. of New School 1 - Hulhumale			Ongoing	7,336,334	10,104,000	1,587,600	
			Domestic	P-GOM			7,336,334	10,104,000	1,587,600	
		P-SCH157-001	Const. of New School 2 - Hulhumale			Ongoing	2,120,219	6,552,000	793,800	
			Domestic	P-GOM			2,120,219	6,552,000	793,800	
		P-SCH158-001	Const. of New School 3 - Hulhumale			Pre-tendering	205,019	10,500,000	30,000,000	
			Domestic	P-GOM			205,019	10,500,000	30,000,000	
		P-SCH159-001	Const. of New School 4 - Hulhumale			Pre-tendering	205,019	13,500,000	30,000,000	
			Domestic	P-GOM			205,019	13,500,000	30,000,000	
P-SCH253-001	Design Build and finance of proposed School 2				Ongoing	-	24,180,908	52,957,997		
	Domestic	P-GOM				-	24,180,908	52,957,997		
P-SCH254-001	Design Build and finance of proposed School 1				Ongoing	-	16,623,854	48,623,854		
	Domestic	P-GOM				-	16,623,854	48,623,854		

Island	BA	Office	Project Code	Project	Fund	Fund details	Status	2024 Approved	2025 Approved	2026 Approved
1129	Ministry of Higher Education, Labour & Skills Development	P-UNI005-001	Estab. Of State of Art TIVET Institution - Male	Domestic	P-GOM		Pre-tendering	177,874	102,000	-
1141	Maldives Islamic University	P-UNI017-001	Const. Of Sanabil Building	Domestic	P-GOM		Pre-tendering	177,874	102,000	-
1163	Ministry of Health	P-HLT089-001	Construction of E.M.S Call Centre - Hulhumale	Domestic	P-GOM		Contracted	256,110	126,000	-
1188	Hulhumale' Hospital	P-HLT081-001	Finishing of 6 Storey Building	Domestic	P-GOM		Pre-tendering	256,110	126,000	-
		P-HLT081-005	Estab. Operation theater Complex	Domestic	P-GOM		Ongoing	328,317	480,420	120,105
		P-HLT081-006	Estab. ICU & NICU-Hulhumale' Hospital	Domestic	P-GOM		Ongoing	328,317	480,420	120,105
		P-HLT207-001	'Devel. of Central Sterile Service Department - K. Hulhumale	Domestic	P-GOM		Awarded	1,747,522	852,372	-
1192	National Drug Agency	P-RHB004-001	Estab. Of NDA Wellness Centre	Domestic	P-GOM		Pre-tendering	1,747,522	852,372	-
1215	Ministry of Sports, Fitness & Recreation	P-SPT218-001	Estab.Of Badminton Court Complex - Hulhumale	Loan	X-INEX		Pre-tendering	7,505,941	5,426,547	-
1224	Ministry of Construction & Infrastructure	P-HOU010-003	Finishing of POLCO Housing Flats	Domestic	P-GOM		Retention	7,505,941	5,426,547	-
		P-OFF001-001	Contruction of MNPI Office Building	Domestic	P-GOM		Retention	3,555,601	7,063,955	-
		P-OFF043-001	Devel. of GOM Office Building	Domestic	P-GOM		New	3,555,601	7,063,955	-
1240	Ministry of Islamic Affairs	P-SPT212-002	Build.Of Cricket Stadium - Hulhumale	Loan	X-INEX		Tendering	3,182,869	3,558,441	561,897
				Domestic	P-GOM			3,182,869	3,558,441	561,897
				Domestic	P-GOM			153,764	1,205,000	1,350,000
				Domestic	P-GOM			153,764	1,205,000	1,350,000
				Domestic	P-GOM			1,950,162	7,512,745	13,343,782
				Domestic	P-GOM			1,950,162	7,512,745	13,343,782
				Domestic	P-GOM			6,737,777	-	-
				Domestic	P-GOM			6,737,777	-	-
				Domestic	P-GOM			1,847,056	-	-
				Domestic	P-GOM			1,847,056	-	-
				Domestic	P-GOM			27,870,982	92,903,273	64,225,745
				Domestic	P-GOM			27,870,982	92,903,273	64,225,745
				Domestic	P-GOM			313,170	10,626,000	4,914,550
				Domestic	P-GOM			46,646	10,100,000	4,664,550
				Domestic	P-GOM			266,524	526,000	250,000
				Domestic	P-GOM			330,000	678,000	110,000
				Trust fund	T-MSK			330,000	678,000	110,000

Island	BA	Office	Project Code	Project	Fund	Fund details	Status	2024 Approved	2025 Approved	2026 Approved
1243	Auditor General's Office		P-OFF004-001	Const. Of Auditor Generals Office	Domestic	P-GOM	Ongoing	38,100,000	12,921,765	27,228,112
1272	Ministry of Finance		P-HDC001-102	Hulhumale Island Devel. of Project	Loan	X-KSA	Ongoing	38,100,000	12,921,765	27,228,112
								35,249,952	102,493,474	130,510,447
1510	Ministry of Social & Family Development		P-SCO050-001	Estab. Amaan Hiya - Hulhumale	Domestic	P-GOM	Ongoing	35,249,952	102,493,474	130,510,447
								4,175,046	1,120,338	-
1027	Maldives Police Service		P-POL010-001	Establishing Of Police Stations	Domestic	P-GOM	Contracted	4,175,046	1,120,338	-
1224	Ministry of Construction & Infrastructure		P-OTH001-001	Maldives Urban Dev. & Resilience Project			Contracted	Expenditure details included under "At multiple Islands"		
1229	Ministry of Climate Change, Environment & Energy		P-MEE001-105	Accelr. Sustainable Pvt. Invmt. in Renewable Energy - ASPIRE			Ongoing	Expenditure details included under "At multiple Islands"		
			P-RNW001-001	AREISE Project			Ongoing	Expenditure details included under "At multiple Islands"		
K.Maale								1,002,589,932	559,659,869	700,953,775
1012	Ministry of Defence		P-OFF003-002	Construction Of Ministry of Defense New Building	Grant	D-IND	Pre-tendering	49,287	-	-
1013	Maldives National Defence Force		P-NSC008-001	Devel. of 3 storey Building (S.F Toilet Block)- Kaluhtukkalakoshi	Domestic	P-GOM	Pre-tendering	49,287	-	-
								408,398	69,120	108,000
1016	Ministry of Homeland Security & Technology		P-PEN011-002	Reloc. of Male Jail & Upgr. of Hulhumale Jail	Domestic	P-GOM	Pre-tendering	408,398	69,120	108,000
								1,057,474	1,809,325	628,279
1027	Maldives Police Service		P-POL008-001	FCPD building Finishing Works	Domestic	P-GOM	Ongoing	1,057,474	1,809,325	628,279
								1,997,937	7,393,807	2,957,523
1058	Ministry of Education		P-MOE063-001	Construction of Dharumavantha School	Domestic	P-GOM	Ongoing	1,997,937	7,393,807	2,957,523
								2,010,858	5,535,062	-
								2,010,858	5,535,062	-
			P-SCH029-001	CHSE 8 Storey Classroom Block	Domestic	P-GOM	Contracted	237,822	1,150,000	115,000
								237,822	1,150,000	115,000
			P-SCH185-001	Constructon of Arabiyya new building and Jamaaluddin Annex Building	Domestic	P-GOM	Ongoing	3,942,218	7,121,430	3,537,050
								3,942,218	7,121,430	3,537,050
			P-SCH185-002	Devel. of Jamaaludheen School	Domestic	P-GOM	New	300,000	2,400,000	2,100,000
								300,000	2,400,000	2,100,000
1130	Maldives National University		P-CHE001-006	Establishment of Medical School	Grant	D-PAK	Pre-tendering	207,523	-	-
								207,523	-	-

Island	BA	Office	Project Code	Project	Fund	Fund details	Status	2024	2025	2026
								Approved	Approved	Approved
1163	Ministry of Health	Indira Gandhi Memorial Hospital	P-HLT072-001	Upgrading MBS Building	Domestic	P-GOM	Pre-tendering	262,424	256,000	-
			P-HLT071-003	Upgrading IGMH CSSD	Domestic	P-GOM	Contracted	262,424	256,000	-
			P-HLT071-004	Upgrading IGMH Backhouse	Domestic	P-GOM	Contracted	561,714	-	-
			P-HLT095-001	Estab. Of Oncology Ward at IGMH	Domestic	P-GOM	Contracted	561,714	-	-
1166	Ministry of Health	Indira Gandhi Memorial Hospital	P-HLT097-001	Estab. of Pulmonology Ward at IGMH	Domestic	P-GOM	Pre-tendering	262,424	-	-
			P-HLT098-001	Estab. Of Transplant Ward at IGMH	Domestic	P-GOM	Pre-tendering	262,424	-	-
			P-HLT140-001	Relocation Of IGMH Phlebotomy To Ground Floor	Domestic	P-GOM	Contracted	1,878,218	4,360,000	1,744,966
			P-HLT142-001	Upgrading Blood Bank	Domestic	P-GOM	Pre-tendering	1,878,218	4,360,000	1,744,966
1202	Ministry of Economic Development & Trade	National Centre for the Arts	P-HLT097-001	Estab. of Pulmonology Ward at IGMH	Domestic	P-GOM	Pre-tendering	131,212	768,000	192,000
			P-HLT098-001	Estab. Of Transplant Ward at IGMH	Domestic	P-GOM	Pre-tendering	131,212	768,000	192,000
			P-HLT140-001	Relocation Of IGMH Phlebotomy To Ground Floor	Domestic	P-GOM	Contracted	369,034	540,000	135,000
			P-HLT142-001	Upgrading Blood Bank	Domestic	P-GOM	Pre-tendering	369,034	540,000	135,000
1211	National Centre for the Arts	National Centre for the Arts	P-HLT140-001	Relocation Of IGMH Phlebotomy To Ground Floor	Domestic	P-GOM	Contracted	442,841	648,000	1,619,966
			P-HLT142-001	Upgrading Blood Bank	Domestic	P-GOM	Pre-tendering	442,841	648,000	1,619,966
			P-ART001-001	Devel. of Arts Centre in Male	Domestic	P-GOM	Pre-tendering	106,610	350,000	125,000
			P-SOC052-001	Devel. of Olympius Hall	Domestic	P-GOM	Ongoing	106,610	350,000	125,000
1215	Ministry of Sports, Fitness & Recreation	Ministry of Sports, Fitness & Recreation	P-SOC078-001	Estab. Audio Recording Studio	Domestic	P-GOM	Pre-tendering	104,560	726,000	245,000
			P-HYS002-013	Development Of Youth Centre - K.Male	Domestic	P-GOM	Ongoing	104,560	726,000	245,000
			P-HYS005-001	Devel. of Henveyru football ground	Domestic	P-GOM	Pre-tendering	1,411,337	1,320,000	4,200,000
			P-HYS006-004	Devel. of National Stadium	Domestic	P-GOM	Ongoing	1,411,337	1,320,000	4,200,000
1221	Ministry of Economic Development & Trade	National Centre for the Arts	P-SOC078-001	Estab. Audio Recording Studio	Domestic	P-GOM	Pre-tendering	1,049,696	1,320,000	4,200,000
			P-HYS002-013	Development Of Youth Centre - K.Male	Domestic	P-GOM	Ongoing	1,049,696	1,320,000	4,200,000
			P-HYS005-001	Devel. of Henveyru football ground	Domestic	P-GOM	Pre-tendering	361,641	-	-
			P-HYS006-004	Devel. of National Stadium	Domestic	P-GOM	Ongoing	361,641	-	-
1222	Ministry of Economic Development & Trade	National Centre for the Arts	P-SOC078-001	Estab. Audio Recording Studio	Domestic	P-GOM	Pre-tendering	524,848	160,000	-
			P-HYS002-013	Development Of Youth Centre - K.Male	Domestic	P-GOM	Ongoing	524,848	160,000	-
			P-HYS005-001	Devel. of Henveyru football ground	Domestic	P-GOM	Pre-tendering	1,394,128	340,000	70,000
			P-HYS006-004	Devel. of National Stadium	Domestic	P-GOM	Ongoing	1,394,128	340,000	70,000
1223	Ministry of Economic Development & Trade	National Centre for the Arts	P-SOC078-001	Estab. Audio Recording Studio	Domestic	P-GOM	Pre-tendering	246,023	600,000	200,000
			P-HYS002-013	Development Of Youth Centre - K.Male	Domestic	P-GOM	Ongoing	246,023	600,000	200,000
			P-HYS005-001	Devel. of Henveyru football ground	Domestic	P-GOM	Pre-tendering	246,023	600,000	200,000
			P-HYS006-004	Devel. of National Stadium	Domestic	P-GOM	Ongoing	246,023	600,000	200,000
1224	Ministry of Economic Development & Trade	National Centre for the Arts	P-SOC078-001	Estab. Audio Recording Studio	Domestic	P-GOM	Pre-tendering	4,900,323	9,141,294	13,343,782
			P-HYS002-013	Development Of Youth Centre - K.Male	Domestic	P-GOM	Ongoing	4,900,323	9,141,294	13,343,782
			P-HYS005-001	Devel. of Henveyru football ground	Domestic	P-GOM	Pre-tendering	4,900,323	9,141,294	13,343,782
			P-HYS006-004	Devel. of National Stadium	Domestic	P-GOM	Ongoing	4,900,323	9,141,294	13,343,782

Island	BA	Office	Project Code	Project	Fund	Fund details	Status	2024 Approved	2025 Approved	2026 Approved
			P-SOC051-001	Upgrading Of Social Centres - Greater Male Region	Domestic	P-GOM	Tendering	295,227	225,000	180,000
			P-SPT134-001	Estab.Of Futsal Ground - Male Galolhu	Domestic	P-GOM	On-going	295,227	225,000	180,000
			P-SPT215-001	Dev.Of National Basketball Centre	Domestic	P-GOM	Tendering	282,926	414,000	207,000
			P-SPT216-001	Dev.Of National Table Tennis Centre	Loan	X-INEX	Pre-tendering	282,926	414,000	207,000
			P-SPT217-001	Dev.Of National Netball Centre	Loan	X-INEX	On-going	4,900,323	9,141,294	13,343,782
			P-SPT289-001	Devel. Of National Volley Court - Male City	Loan	X-INEX	Tendering	4,900,323	9,141,294	13,343,782
			P-SPT341-001	Upgrading of Male' Kulhivaru Ekuveni	Loan	X-INEX	Pre-tendering	21,130,234	4,425,824	2,134,367
			P-HBR157-001	Upgrading of Izzuddin Jetty	Domestic	P-GOM	Contracted	133,915	272,160	32,659
			P-HTE061-009	Upgrading Roads - Male	Domestic	P-GOM	On-going	133,915	272,160	32,659
			P-HTE072-007	Greater Male Connectivity Project (Male - Thilafushi Bridge)	Domestic	P-GOM	On-going	1,151,947	7,608,708	2,341,141
			P-HTE122-002	Storm Water Devel. and Maintenance (Male) Phase 4	Domestic	P-GOM	On-going	1,151,947	7,608,708	2,341,141
			P-OTH014-001	Building 2 Parkings Buildings	Grant	D-IND	Pre-tendering	100,000,000	19,097,389	1,085,645
			P-TRN009-001	Intergrated National Public Ferry Network (Phase 2 & 3)	Domestic	P-GOM	On-going	100,000,000	19,097,389	1,085,645
								827,040,728	444,131,489	607,592,009
								725,938,849	361,578,444	600,331,209
								52,932,312	70,553,045	2,260,800
								48,169,567	12,000,000	5,000,000
								1,600,360	580,129	-
								1,600,360	580,129	-
								216,992	343,980	68,796
								216,992	343,980	68,796
								1,796,211	3,500,000	700,000
								1,796,211	3,500,000	700,000

Island	BA	Office	Project Code	Project	Fund	Fund details	Status	2024 Approved	2025 Approved	2026 Approved	
1229	Ministry of Climate Change, Environment & Energy	Home Solar Project	P-RNW003-001	Trust fund	T-MGF		Pre-tendering	727,650	4,870,000	245,000	
			P-JAS002-002	Domestic	P-GOM		Pre-tendering	614,365	413,130	12,558,854	
1264	Department of Judicial Administration	Estab. Of Supreme Court New Building	P-JAS002-004	Domestic	P-GOM	Pre-tendering	158,805	414,937	12,558,854		
				Domestic	P-GOM		158,805	414,937	12,558,854		
			P-MFT008-003	Digital Terrestrial network Devel. of project			On-going	672,462	921,000	214,000	
				Domestic	P-GOM		672,462	921,000	214,000		
1276	Local Government Authority	'Construction of Fish Market - Villimale	P-FIS005-001	Domestic	P-GOM	Contracted	2,124,241	275,000	-		
				Domestic	P-GOM		2,124,241	275,000	-		
			P-LCL022-001	Construction Of Council Office - Male City			Pre-tendering	344,432	1,902,846	3,000,000	
				Domestic	P-GOM		344,432	1,902,846	3,000,000		
1510	Ministry of Social & Family Development	Devel. of Mahchangoalhi Cemetry	P-SOC126-001	Domestic	P-GOM	New	10,000,000	-	-		
				Domestic	P-GOM		10,000,000	-	-		
			P-SOC043-001	Estab. Day Care Centre - K. Male			Pre-tendering	164,015	-	-	
				Domestic	P-GOM		164,015	-	-		
1529	Ministry of Housing, Land & Urban Development	Repairing Male' Hi'ya - Male' City	P-HOU030-002	Domestic	P-GOM	Pre-tendering	205,019	150,000	-		
				Domestic	P-GOM		205,019	150,000	-		
			P-SOC071-002	Estab. Of Youth Innovation Lab - Male City			Contracted	215,844	131,600	26,320	
				Domestic	P-GOM		215,844	131,600	26,320		
1027	Maldives Police Service	Establishing Of Police Stations	P-POL010-001			Contracted	Expenditure details included under "At multiple islands"				
1215	Ministry of Sports, Fitness & Recreation	Estab. of 5 Futsal Ground - Male City	P-SPT431-001			Retention	Expenditure details included under "At multiple islands"				
1224	Ministry of Construction & Infrastructure	Maldives Urban Dev. & Resilience Project	P-OTH001-001			On-going	Expenditure details included under "At multiple islands"				
1229	Ministry of Climate Change, Environment & Energy	Accelr. Sustainable Pvt. Invmt. in Renewable Energy - ASPIRE	P-MEE001-105			On-going	Expenditure details included under "At multiple islands"				
			P-RNW001-001	AREISE Project			On-going	Expenditure details included under "At multiple islands"			
			P-FIS004-001	Fisheries Sector Development Project			On-going	Expenditure details included under "At multiple islands"			
K.Hulhule											
1272	Ministry of Finance	Velana International Airport Development (Terminal)	P-MFT010-100			On-going	1,054,839,568	1,319,028,071	424,960,531		
				Loan	X-KWT		1,054,839,568	1,319,028,071	424,960,531		
				Loan	X-KSA		149,158,616	224,960,203	134,597,444		
							185,327,537	58,485,011	26,752,296		

Island	BA	Office	Project Code	Project	Fund	Fund details	Status	2024 Approved	2025 Approved	2026 Approved
K. Kan'duoyigiri	1233	Ministry of Fisheries & Ocean Resources	P-FIS004-001	Fisheries Sector Development Project			Ongoing			
				Expenditure details included under "At multiple islands"						
K. Dhoonidhoo	1027	Maldives Police Service	P-HBR061-001	Reclamation & Re-Devel. of Harbour - Dhoonidhoo			Retention			
K. Thilafushi	1229	Ministry of Climate Change, Environment & Energy	P-MEE001-112	Greater Male Environmental Improvement & Waste Management			Ongoing			
K. Girkufushi	1013	Maldives National Defence Force	P-NSC009-001	Devel. of 4 storey Kitchen and Mess Building Phase 1- K. Girkufushi			Pre-tendering			

Island	BA	Office	Project Code	Project	Fund	Fund details	Status	2024 Approved	2025 Approved	2026 Approved
K.Sifavaru										
1013	Maldives National Defence Force		P-HBR174-001	Devel. of MNDF Ekatha Harbour at Sifavaru Island	Grant	D-IND	On-going	74,572,000	111,858,000	37,286,000
								74,572,000	111,858,000	37,286,000
								74,572,000	111,858,000	37,286,000
AA.Mathiveri										
1058	Ministry of Education		P-SCH070-001	School 3 Storey Building (12 Class & Hall) - AA.Mathiveri	Domestic	P-GOM	On-going	29,416,882	40,780,742	14,241,818
								1,937,802	3,344,238	-
								1,937,802	3,344,238	-
1163	Ministry of Health		P-HLT105-001	Health Centre Extension - AA.Mathiveri	Domestic	P-GOM	On-going	4,192,292	2,251,191	675,357
								4,192,292	2,251,191	675,357
								500,000	7,000,000	7,000,000
1215	Ministry of Sports, Fitness & Recreation		P-SOC096-001	Devel. of Youth Centre - AA.Mathiveri	Domestic	P-GOM	Contracted	1,435,113	524,993	1,533,968
								1,435,113	524,993	1,533,968
								344,432	650,000	130,000
1224	Ministry of Construction & Infrastructure		P-SPT375-001	Estab. of Football Ground in AA.Mathiveri	Domestic	P-GOM	Tendering	344,432	650,000	130,000
								344,432	650,000	130,000
								300,000	600,000	200,000
1224	Ministry of Construction & Infrastructure		P-SPT565-001	Devel. of Volley ball court - AA. Mathiveri	Domestic	P-GOM	New	300,000	600,000	200,000
								300,000	600,000	200,000
								1,737,012	3,728,353	2,485,568
1224	Ministry of Construction & Infrastructure		P-QPT036-001	Coastal Protection - AA.Mathiveri	Trust fund	T-MGF	Contracted	1,737,012	3,728,353	2,485,568
								1,737,012	3,728,353	2,485,568
								241,922	680,000	180,000
1224	Ministry of Construction & Infrastructure		P-HBR119-001	Upgrading Harbour & Lighting - AA.Mathiveri	Domestic	P-GOM	Pre-tendering	241,922	680,000	180,000
								241,922	680,000	180,000
								400,000	400,000	400,000
1224	Ministry of Construction & Infrastructure		P-HBR228-001	Devel. of a slipway- AA. Mathiveri	Domestic	P-GOM	New	400,000	400,000	400,000
								400,000	400,000	400,000
								10,660,029	8,762,274	1,636,925
1224	Ministry of Construction & Infrastructure		P-REC027-001	Land Reclamation - AA.Mathiveri	Domestic	P-GOM	Contracted	10,660,029	8,762,274	1,636,925
								10,660,029	8,762,274	1,636,925
								4,221,291	9,844,685	-
1224	Ministry of Construction & Infrastructure		P-SAN022-001	Estab. Sewerage System - AA.Mathiveri	Trust fund	T-MGF	On-going	4,221,291	9,844,685	-
								4,221,291	9,844,685	-
								2,170,428	2,967,142	-
1224	Ministry of Construction & Infrastructure		P-WAT014-001	Water Supply System - Aa.Mathiveri	Trust fund	T-MGF	On-going	2,170,428	2,967,142	-
								2,170,428	2,967,142	-
								2,170,428	2,967,142	-

Island	BA	Office	Project Code	Project	Fund	Fund details	Status	2024 Approved	2025 Approved	2026 Approved
1229	Ministry of Climate Change, Environment & Energy	P-WST082-001	Estab. of WRMC - AA. Mathiveri	Trust fund	T-MGF	New		1,276,561	27,866	-
								1,276,561	27,866	-
		P-HLT090-001	Construction Of Portico And Garage For Health Centres				On-going	Expenditure details included under "At multiple islands"		
		P-MEE062-100	Preparing Outer Island For Sustainable Energy Devel - POISED				On-going	Expenditure details included under "At multiple islands"		
AA. Bodufoluhdhoo										
1058	Ministry of Education	P-SCH163-001	School 05 Class Room & Multi Purpose Hall - AA. Bodufoluhdhoo	Domestic	P-GOM	Contracted		11,093,171	17,642,359	17,370,287
								456,642	1,392,074	278,415
								456,642	1,392,074	278,415
		P-SOC082-001	Devel. of Youth Centre in AA. Bodufoluhdhoo				Contracted	1,148,090	419,994	2,172,940
1215	Ministry of Sports, Fitness & Recreation		Domestic	P-GOM			1,148,090	419,994	2,172,940	
		P-SPT213-001	Estab. Football Ground - AA. Bodufoluhdhoo				Retention	157,822	-	-
			Domestic	P-GOM			157,822	-	-	
		P-SPT213-002	Instal. of Football Ground Lighting System-AA. Bodufoluhdhoo				Pre-tendering	150,689	315,000	147,000
			Domestic	P-GOM			150,689	315,000	147,000	
		P-SPT291-001	Devel. of Childrens Park - AA. Bodufoluhdhoo				Contracted	372,314	136,200	50,900
			Domestic	P-GOM			372,314	136,200	50,900	
		P-SPT342-001	Estab. Of Outdoor Gym - AA. Bodufoluhdhoo				Tendering	154,174	47,000	94,000
			Domestic	P-GOM			154,174	47,000	94,000	
		P-SPT534-001	Estab. Handball Court - AA. Bodufoluhdhoo				New	134,749	404,247	538,996
			Domestic	P-GOM			134,749	404,247	538,996	
		P-HBR194-001	Devel. of Harbour - AA. Bodufulhathoo				New	1,500,000	4,500,000	7,500,000
1224	Ministry of Construction & Infrastructure		Domestic	P-GOM			1,500,000	4,500,000	7,500,000	
		P-HOU077-001	Const. of rowhouse or flats - AA. Bodufulhathoo				New	400,000	-	-
			Domestic	P-GOM			400,000	-	-	
		P-REC009-001	Land Reclamation - AA. Bodufoluhdhoo				On-going	4,591,298	7,168,228	3,928,420
			Domestic	P-GOM			4,591,298	7,168,228	3,928,420	
		P-WAS087-001	Estab. Water & Sewerage System - AA. Bodufoluhdhoo				On-going	1,627,393	1,359,616	1,359,616
			Domestic	P-GOM			1,627,393	1,359,616	1,359,616	
		P-OFF032-001	Const. of council office building - AA. Bodufulhathoo				New	400,000	1,900,000	1,300,000
1276	Local Government Authority		Domestic	P-GOM			400,000	1,900,000	1,300,000	
1229	Ministry of Climate Change, Environment & Energy	P-MEE062-100	Preparing Outer Island For Sustainable Energy Devel - POISED				On-going	Expenditure details included under "At multiple islands"		

Island	BA	Office	Project Code	Project	Fund	Fund details	Status	2024 Approved	2025 Approved	2026 Approved
AA.Feridhoo										
1027	Maldives Police Service		P-POL012-001	Const. of Police Station - AA.Feridhoo	Domestic	P-GOM	New	14,926,166	46,496,882	37,843,937
								300,000	2,000,000	3,000,000
								300,000	2,000,000	3,000,000
1058	Ministry of Education		P-SCH212-001	Const. Of 4 Classroom & Multi Purpose Hall - AA.Feridhoo	Domestic	P-GOM	Pre-tendering	229,621	135,511	100,000
								229,621	135,511	100,000
1163	Ministry of Health		P-HLT216-001	Estab. New Hospital - AA.Feridhoo	Domestic	P-GOM	New	2,000,000	4,500,000	3,000,000
								2,000,000	4,500,000	3,000,000
1215	Ministry of Sports, Fitness & Recreation		P-SPT311-001	Estab.Football Ground - AA.Feridhoo	Domestic	P-GOM	Retention	82,024	-	-
								82,024	-	-
			P-SPT564-001	Devel. of indoor sports complex - AA.Feridhoo	Domestic	P-GOM	New	300,000	600,000	200,000
								300,000	600,000	200,000
1224	Ministry of Construction & Infrastructure		P-HBR133-001	Upgrading Harbour - Aa.Feridhoo	Domestic	P-GOM	Ongoing	3,649,836	2,032,228	-
								3,649,836	2,032,228	-
			P-HBR211-001	Devel. of Slipway - AA.Feridhoo	Domestic	P-GOM	New	200,000	135,000	90,000
								200,000	135,000	90,000
			P-RD089-001	Const. of road- AA.Feridhoo	Domestic	P-GOM	New	3,724,016	15,716,670	19,923,268
								3,724,016	15,716,670	19,923,268
			P-WAS027-001	Water and Sewerage System - AA.Feridhoo	Domestic	P-GOM	Ongoing	3,986,389	17,576,671	7,030,669
				Trust fund		T-MGF		3,986,389	17,576,671	7,030,669
1240	Ministry of Islamic Affairs		P-MSQ069-001	Const. of mosque (Capacity of 500 people) - AA.Feridhoo	Domestic	P-GOM	New	300,000	2,100,000	1,500,000
								300,000	2,100,000	1,500,000
1276	Local Government Authority		P-LCL024-001	Estab.Of Council Office Building - AA.Feridhoo	Domestic	P-GOM	Pre-tendering	154,280	1,700,802	3,000,000
								154,280	1,700,802	3,000,000
1229	Ministry of Climate Change, Environment & Energy		P-MEE062-100	Preparing Outer Island For Sustainable Energy Devel - POISED	Domestic	P-GOM	Ongoing	Expenditure details included under "At multiple Islands"		
								7,120,978	22,071,744	15,420,910
AA.Maalihoos										
1058	Ministry of Education		P-MOE001-069	School Building (4 Class & Multi Purp. Hall) - AA.Maalihoos	Domestic	P-GOM	Contracted	254,223	2,150,000	-
								254,223	2,150,000	-
1163	Ministry of Health		P-HLT163-001	Extension of Health Centre - AA.Maalihoos	Domestic	P-GOM	Retention	160,994	-	-
								160,994	-	-

Island	BA	Office	Project Code	Project	Fund	Fund details	Status	2024 Approved	2025 Approved	2026 Approved
1215	Ministry of Sports, Fitness & Recreation		P-SOC064-001	Devel. of Youth Centre - AA. Maalhos	Domestic	P-GOM	On-going	188,219	45,903	40,690
								188,219	45,903	40,690
			P-SOC108-001	Estab. of Outdoor Gym in Aa. Maalhos	Domestic	P-GOM	Tendering	131,212	40,000	80,000
								131,212	40,000	80,000
			P-SPT161-002	Devel. of Futsal Ground with Futsal Grass - AA. Maalhos	Domestic	P-GOM	Retention	118,911	-	-
								118,911	-	-
			P-SPT519-001	Estab. Football Ground - AA. Maalhos	Domestic	P-GOM	New	650,000	1,950,000	2,600,000
			P-SPT562-001	Install. Lighting System and fencing at football ground - AA. Maalhos	Domestic	P-GOM	New	500,000	1,500,000	500,000
								500,000	1,500,000	500,000
			P-SPT563-001	Devel. of Volley ball court - A. Maalhos	Domestic	P-GOM	New	300,000	600,000	200,000
								300,000	600,000	200,000
			P-HTE011-127	Upgrading Harbour - AA. Maalhos	Domestic	P-GOM	Retention	2,166,183	-	-
								2,166,183	-	-
			P-ROD098-001	Const. of road- AA. Maalhos	Domestic	P-GOM	New	996,016	7,500,000	7,500,000
			P-ROD118-001	Devel. of roads - A. Maalhos	Domestic	P-GOM	New	500,000	2,500,000	1,500,000
								500,000	2,500,000	1,500,000
			P-SOC187-001	Devel. of guest house beach- AA. Maalhos	Domestic	P-GOM	New	200,000	1,500,000	1,200,000
								200,000	1,500,000	1,200,000
			P-MSQ068-001	Const. of mosque (Capacity of 500 people) - AA. Maalhos	Domestic	P-GOM	New	300,000	2,100,000	1,500,000
								300,000	2,100,000	1,500,000
			P-CRT012-001	Const. Of Magistrate Court - N. Maalhos	Domestic	P-GOM	On-going	655,220	2,185,841	300,220
1264	Department of Judicial Administration									
1224	Ministry of Construction & Infrastructure		P-WAS069-001	Provision of Water Supply & Sewerage Project	Domestic	P-GOM	On-going	Expenditure details included under "At multiple islands"		
1229	Ministry of Climate Change, Environment & Energy		P-MEE062-100	Preparing Outer Island For Sustainable Energy Devel - POISED	Domestic	P-GOM	On-going	Expenditure details included under "At multiple islands"		
AA. Himandhoo								18,266,431	39,819,568	18,769,291
1058	Ministry of Education		P-SCH068-001	School 12 Class Room & Multi Purpose Hall - AA. Himandhoo	Domestic	P-GOM	Contracted	1,627,640	2,918,751	-
								1,627,640	2,918,751	-

Island	BA	Office	Project Code	Project	Fund	Fund details	Status	2024		2025		2026	
								Approved		Approved		Approved	
1163	Ministry of Health		P-HLT187-001	Extension and Boundary wall of AA.Himandhoo Health Center	Domestic	P-GOM	Ongoing	697,064	425,000	425,000	-	-	-
								697,064	425,000	425,000	-	-	-
			P-HLT251-001	Develop Laboratory - Aa.Himandhoo	Domestic	P-GOM	New	1,000,000	1,200,000	1,200,000	100,000	100,000	100,000
								1,000,000	1,200,000	1,200,000	100,000	100,000	100,000
1215	Ministry of Sports, Fitness & Recreation		P-SOC035-001	Devel. of Youth Centre - AA.Himandhoo	Domestic	P-GOM	Ongoing	198,274	48,355	48,355	40,690	40,690	40,690
								198,274	48,355	48,355	40,690	40,690	40,690
			P-SPT266-001	Estab. of Football Ground - AA.Himandhoo	Domestic	P-GOM	Retention	188,385	-	-	-	-	-
								188,385	-	-	-	-	-
			P-SPT266-002	Repairing Futsal Ground Boundary Wall & Fence - AA.Himandhoo	Domestic	P-GOM	Contracted	1,086,386	378,497	378,497	189,248	189,248	189,248
								1,086,386	378,497	378,497	189,248	189,248	189,248
1224	Ministry of Construction & Infrastructure		P-SPT329-001	Estab. of Indoor Volley Court - Aa.Himandhoo	Domestic	P-GOM	Retention	48,783	-	-	-	-	-
								48,783	-	-	-	-	-
			P-SPT560-001	Devel. of Futsal Ground - AA. Himandhoo	Domestic	P-GOM	New	500,000	1,000,000	1,000,000	500,000	500,000	500,000
								500,000	1,000,000	1,000,000	500,000	500,000	500,000
			P-SPT561-001	Devel. of handball court - AA. Himandhoo	Domestic	P-GOM	New	300,000	500,000	500,000	100,000	100,000	100,000
								300,000	500,000	500,000	100,000	100,000	100,000
			P-CPT078-001	AA.Himandhoo Shore protection	Domestic	P-GOM	Ongoing	4,108,404	7,421,909	7,421,909	2,862,736	2,862,736	2,862,736
								4,108,404	7,421,909	7,421,909	2,862,736	2,862,736	2,862,736
			P-HBR201-001	Devel. of Entrance Channel - AA. Himandhoo	Domestic	P-GOM	New	1,000,000	750,000	750,000	-	-	-
								1,000,000	750,000	750,000	-	-	-
1240	Ministry of Islamic Affairs		P-REC070-001	Land reclamation - AA. Himandhoo	Domestic	P-GOM	New	1,000,000	3,000,000	3,000,000	3,500,000	3,500,000	3,500,000
								1,000,000	3,000,000	3,000,000	3,500,000	3,500,000	3,500,000
			P-R0D117-001	Devel. of roads- AA. Himandhoo	Domestic	P-GOM	New	500,000	3,000,000	3,000,000	3,500,000	3,500,000	3,500,000
								500,000	3,000,000	3,000,000	3,500,000	3,500,000	3,500,000
			P-WAS057-001	Water and Sewerage Network -AA.Himandhoo	Trust fund	T-MGF	Ongoing	4,285,642	16,691,541	16,691,541	6,676,617	6,676,617	6,676,617
1246	Local Government Authority		P-MS0025-001	Construction Of Mosque - AA.Himandhoo	Domestic	P-GOM	Awarded	1,325,853	585,515	585,515	-	-	-
								1,325,853	585,515	585,515	-	-	-
			P-OFF031-001	Const. of council office - AA. Himandhoo	Domestic	P-GOM	New	400,000	1,900,000	1,900,000	1,300,000	1,300,000	1,300,000
1276								400,000	1,900,000	1,900,000	1,300,000	1,300,000	1,300,000
								400,000	1,900,000	1,900,000	1,300,000	1,300,000	1,300,000

Island	BA	Office	Project Code	Project	Fund	Fund details	Status	2024 Approved	2025 Approved	2026 Approved
1027	Maldives Police Service		P-PO1010-001	Establishing Of Police Stations			Contracted	Expenditure details included under "At multiple Islands"		
1229	Ministry of Climate Change, Environment & Energy		P-MEE062-100	Preparing Outer Island For Sustainable Energy Devel - POISED			Ongoing	Expenditure details included under "At multiple Islands"		
AA, Thoddoo										
1058	Ministry of Education		P-SCH222-001	Const. of 10 Classroom - AA, Thoddoo	Domestic	P-GOM	New	16,347,123	30,664,567	12,936,284
								2,500,000	6,000,000	4,000,000
								2,500,000	6,000,000	4,000,000
1163	Ministry of Health		P-HLT046-001	Health Centre New Building - AA, Thoddoo	Domestic	P-GOM	Ongoing	3,327,043	5,077,944	1,015,589
								3,327,043	5,077,944	1,015,589
1215	Ministry of Sports, Fitness & Recreation		P-SPT095-002	Devel. of Volley Court - AA, Thoddoo	Domestic	P-GOM	Retention	143,513	-	-
								143,513	-	-
			P-SPT271-001	Devel. of Football Ground - AA, Thoddoo	Domestic	P-GOM	Retention	35,343	-	-
								35,343	-	-
			P-SPT271-002	Estab. of Lighting at Football Ground - AA, Thoddoo	Domestic	P-GOM	Tendering	117,886	575,000	115,000
								117,886	575,000	115,000
			P-SPT362-001	Devel. of Badminton Court - AA, Thoddoo	Domestic	P-GOM	Contracted	430,097	149,846	74,923
								430,097	149,846	74,923
			P-SPT567-001	Devel. of volley court at the east side- AA, Thoddoo	Domestic	P-GOM	New	200,000	500,000	500,000
								200,000	500,000	500,000
			P-SPT568-001	Modernization of men's Volleyball Court in south ward- AA, Thoddoo	Domestic	P-GOM	New	200,000	800,000	300,000
								200,000	800,000	300,000
1224	Ministry of Construction & Infrastructure		P-CPT069-001	Coastal Protection - AA, Thoddoo	Domestic	P-GOM	Ongoing	1,558,301	6,001,777	3,050,772
								1,558,301	6,001,777	3,050,772
			P-HBR082-001	Reconstruction of Harbour - AA, Thoddoo	Domestic	P-GOM	Retention	1,636,499	-	-
								1,636,499	-	-
			P-HBR229-001	Devel. of southern harbour - AA, Thoddoo	Domestic	P-GOM	New	1,200,000	-	-
								1,200,000	-	-
			P-OTH020-001	Devel. of convention center- AA, Thoddoo	Domestic	P-GOM	New	700,000	1,000,000	800,000
								700,000	1,000,000	800,000
			P-RD0056-001	Const. of the Roads - AA, Thoddoo	Domestic	P-GOM	Ongoing	3,498,441	9,260,000	1,580,000
								3,498,441	9,260,000	1,580,000

Island	BA	Office	Project Code	Project	Fund	Fund details	Status	2024 Approved	2025 Approved	2026 Approved
1276	Local Government Authority		P-OFF034-001	Const. of new council office building - AA. Thoddoo	Domestic	P-GOM	New	800,000	1,300,000	1,500,000
								800,000	1,300,000	1,500,000
			P-POL010-001	Establishing Of Police Stations			Contracted	Expenditure details included under "At multiple Islands"		
			P-WAS069-001	Provision of Water Supply & Sewerage Project			Ongoing	Expenditure details included under "At multiple Islands"		
1224	Ministry of Construction & Infrastructure		P-MEE062-100	Preparing Outer Island For Sustainable Energy Devel - POISED			Ongoing	Expenditure details included under "At multiple Islands"		
AA Rasdhoo								31,786,120	56,771,942	36,793,490
1058	Ministry of Education		P-SCH069-001	School Building (12 Class & Multi Purp. Hall) - AA.Atoll	Domestic	P-GOM	Contracted	1,576,382	2,848,433	-
								1,576,382	2,848,433	-
			P-SCH272-001	Const. of skill classroom, computer lab, prayer room block at AA. Atoll Devel. of Center	Domestic	P-GOM	New	300,000	1,000,000	500,000
								300,000	1,000,000	500,000
1163	Ministry of Health		P-HLT121-001	Hospital New Building - AA.Rasdhoo	Loan	X-KWT	Pre-tendering	8,326,800	18,204,126	9,117,163
								8,326,800	18,204,126	9,117,163
			P-HYS091-001	Estab.Of Futsal Ground - AA.Rasdhoo	Domestic	P-GOM	Contracted	1,478,599	1,286,144	257,572
								1,478,599	1,286,144	257,572
1215	Ministry of Sports, Fitness & Recreation		P-SPT335-001	Repairing Futsal Ground Boundary Wall & Fence - AA.Rasdhoo	Domestic	P-GOM	Retention	138,593	-	-
								138,593	-	-
			P-SPT473-001	Devel. of Volley Court - AA.Rasdhoo	Domestic	P-GOM	Contracted	486,797	169,600	84,800
								486,797	169,600	84,800
1224	Ministry of Construction & Infrastructure		P-SPT566-001	Devel. of indoor sports complex - AA. Rasdhoo	Domestic	P-GOM	New	300,000	600,000	600,000
								300,000	600,000	600,000
			P-CPT024-001	Coastal Protection - AA.Rasdhoo	Trust fund	T-MGF	Ongoing	4,176,560	5,835,809	5,106,333
								4,176,560	5,835,809	5,106,333
1276	Local Government Authority		P-PTE011-141	Completion of Breakwater - AA.Rasdhoo	Domestic	P-GOM	Contracted	3,682,191	7,049,366	831,494
								3,682,191	7,049,366	831,494
			P-REC045-001	Land Reclamation - AA.Rasdhoo	Domestic	P-GOM	New	4,600,000	4,440,960	6,168,000
								4,600,000	4,440,960	6,168,000
1276	Local Government Authority		P-ROD085-001	Const. of road- AA.Rasdhoo	Domestic	P-GOM	New	1,992,032	-	-
								1,992,032	-	-
			P-OFF033-001	Const. of office complex - AA. Rasdhoo	Domestic	P-GOM	New	1,000,000	1,500,000	1,500,000
								1,000,000	1,500,000	1,500,000

Island	BA	Office	Project Code	Project	Fund	Fund details	Status	2024 Approved	2025 Approved	2026 Approved
AA. Ukulhas	1529	Ministry of Housing, Land & Urban Development	P-HOU041-002	Const. Of 50 Housing units - AA.Rasdhoo	Domestic	P-GOM	Contracted	3,728,166	13,837,504	12,628,128
	1233	Ministry of Fisheries & Ocean Resources	P-FIS004-001	Fisheries Sector Development Project			On-going	3,728,166	13,837,504	12,628,128
								Expenditure details included under "At multiple islands"		
								24,738,180	56,155,084	28,670,388
	1058	Ministry of Education	P-SCH111-002	School Building (12 Classroom) - AA.Ukulhas			Contracted	1,767,963	2,889,017	-
					Domestic	P-GOM		1,767,963	2,889,017	-
			P-SCH111-003	Const. of 4 Classroom - AA.Ukulhas			On-going	204,883	3,399,596	411,874
					Domestic	P-GOM		204,883	3,399,596	411,874
			P-SCH271-001	Devel. of school office building - AA. Ukulhas			New	500,000	1,500,000	1,500,000
					Domestic	P-GOM		500,000	1,500,000	1,500,000
1163	Ministry of Health	P-HLT044-001	Health Centre Extension - AA.Ukulhas			On-going	2,355,076	4,681,885	936,377	
				Domestic	P-GOM		2,355,076	4,681,885	936,377	
		P-HLT101-001	Establishing Zone 3 Management Centre - AA.Ukulhas			Contracted	2,855,076	9,701,480	2,394,343	
				Domestic	P-GOM		2,855,076	9,701,480	2,394,343	
1215	Ministry of Sports, Fitness & Recreation	P-SOC034-001	Devel. of Youth Centre - AA.Ukulhas			Tendering	164,015	500,000	400,000	
				Domestic	P-GOM		164,015	500,000	400,000	
		P-SPT160-001	Estab. Lighting at Football Ground - AA.Ukulhas			Retention	66,832	-	-	
				Domestic	P-GOM		66,832	-	-	
		P-SPT160-002	Preparation Of Football Ground Sub Base - AA.Ukulhas			Retention	92,830	-	-	
				Domestic	P-GOM		92,830	-	-	
1224	Ministry of Construction & Infrastructure	P-CPT101-001	Coastal Protection- AA.Ukulhas			Awarded	4,180,457	14,378,106	9,472,794	
				Domestic	P-GOM		4,180,457	14,378,106	9,472,794	
		P-HBR081-001	Devel. of Breakwater at Ferry Terminal - AA.Ukulhas			Contracted	817,007	-	-	
				Domestic	P-GOM		817,007	-	-	
		P-HBR120-001	Upgrading Old Harbour - AA.Ukulhas			Retention	1,757,857	-	-	
				Domestic	P-GOM		1,757,857	-	-	
		P-HBR212-001	Devel. of Slipway - AA.Ukulhas			New	100,000	60,000	40,000	
				Domestic	P-GOM		100,000	60,000	40,000	
		P-REC008-001	Land Reclamation - AA.Ukulhas			On-going	3,622,027	875,000	175,000	
				Domestic	P-GOM		3,622,027	875,000	175,000	

Island	BA	Office	Project Code	Project	Fund	Fund details	Status	2024 Approved	2025 Approved	2026 Approved
			P-RD0050-001	Devel. of Roads - AA.Ukulhas	Domestic	P-GOM	Ongoing	3,454,157	10,670,000	5,840,000
								3,454,157	10,670,000	5,840,000
			P-RD0119-001	Devel. of Roads - AA. Ukulhas			New	800,000	2,000,000	2,000,000
								800,000	2,000,000	2,000,000
1276	Local Government Authority		P-OFF044-001	Const. of Council Office - AA.Ukulhas	Domestic	P-GOM	New	1,000,000	1,500,000	1,500,000
								1,000,000	1,500,000	1,500,000
1529	Ministry of Housing, Land & Urban Development		P-HOU078-001	Const. of 100 housing units - AA. Ukulhas	Domestic	P-GOM	New	1,000,000	4,000,000	4,000,000
								1,000,000	4,000,000	4,000,000
1027	Maldives Police Service		P-POL010-001	Establishing Of Police Stations	Domestic	P-GOM	Contracted	Expenditure details included under "At multiple Islands"		
1229	Ministry of Climate Change, Environment & Energy		P-MEE062-100	Preparing Outer Island For Sustainable Energy Devel - POISED			Ongoing	Expenditure details included under "At multiple Islands"		
ADh.Fenfushi								9,009,936	12,228,373	7,129,151
1058	Ministry of Education		P-SCH072-001	School Building (4 Class Room) - Adh.Fenfushi	Domestic	P-GOM	Retention	390,000	-	-
								390,000	-	-
			P-SCH238-001	School Building (Multi Purp. Hall) - Adh.Fenfushi			New	800,000	2,400,000	1,600,000
								800,000	2,400,000	1,600,000
1163	Ministry of Health		P-HLT194-001	Health Centre extension building (lab room) - ADh.Fenfushi	Domestic	P-GOM	Contracted	451,041	423,000	1,589,966
								451,041	423,000	1,589,966
			P-HLT239-001	Estab. New Health Centre - ADh.Fenfushi			New	1,000,000	1,200,000	420,000
								1,000,000	1,200,000	420,000
1215	Ministry of Sports, Fitness & Recreation		P-SOC145-001	Devel. of Youth Centre - Adh.Fenfushi	Domestic	P-GOM	New	400,000	2,400,000	800,000
								400,000	2,400,000	800,000
			P-SPT006-001	Recla & Dev.Football Ground - Adh.Fenfushi	Domestic	P-GOM	Retention	124,651	-	-
								124,651	-	-
1224	Ministry of Construction & Infrastructure		P-HBR083-001	Upgrading Harbour - Adh.Fenfushi	Domestic	P-GOM	Contracted	1,276,066	-	-
								1,276,066	-	-
			P-SAN010-001	Estab. Sewerage System - ADh.Fenfushi			Ongoing	981,007	915,455	274,636
								981,007	915,455	274,636
			P-WAT032-001	Adh. Fenfushi Water Supply System	Trust fund	T-MGF	Ongoing	3,587,171	4,889,918	2,444,549
								3,587,171	4,889,918	2,444,549
1229	Ministry of Climate Change, Environment & Energy		P-MEE062-100	Preparing Outer Island For Sustainable Energy Devel - POISED	Domestic	P-GOM	Ongoing	Expenditure details included under "At multiple Islands"		

Island	BA	Office	Project Code	Project	Fund	Fund details	Status	2024 Approved	2025 Approved	2026 Approved
ADh. Maamin'gili										
1058	Ministry of Education		P-SCH071-001	School New Building (Class, AV Room & Hall) - Adh. Atoll	Domestic	P-GOM	Contracted	10,425,125	18,167,692	5,973,199
1163	Ministry of Health		P-HLT122-001	Hospital New Building - Adh. Maamingili	Domestic	P-GOM	Tendering	1,671,300	1,834,186	222,219
1215	Ministry of Sports, Fitness & Recreation		P-SOC088-001	Devel. of Youth Centre - Adh. Maamingili	Domestic	P-GOM	Contracted	3,522,908	5,853,176	1,652,706
					Domestic	P-GOM		1,148,090	419,994	2,572,940
			P-SPT065-001	Devel. of Football Ground - Adh. Maamingili	Domestic	P-GOM	On-going	482,204	856,000	125,000
					Domestic	P-GOM		482,204	856,000	125,000
1224	Ministry of Construction & Infrastructure		P-ROD044-001	Devel. of Roads - Adh. Maamingili	Domestic	P-GOM	On-going	3,600,623	9,204,336	1,400,334
					Domestic	P-GOM		3,600,623	9,204,336	1,400,334
1027	Maldives Police Service		P-POL010-001	Establishing Of Police Stations			Contracted	Expenditure details included under "At multiple islands"		
ADh. Hangnaameedhoo										
1163	Ministry of Health		P-HLT188-001	Extension of ADh. Hangnaameedhoo Health Center	Domestic	P-GOM	Pre-tendering	7,388,327	9,975,558	8,120,399
					Domestic	P-GOM		369,034	540,000	135,000
1215	Ministry of Sports, Fitness & Recreation		P-SPT520-001	Estab. Football Ground - Adh. Hanyaaameedhoo	Domestic	P-GOM	New	650,000	1,950,000	2,600,000
					Domestic	P-GOM		650,000	1,950,000	2,600,000
1224	Ministry of Construction & Infrastructure		P-CPT094-001	Coastal Protection - Adh. Hanyaaameedhoo	Domestic	P-GOM	New	3,500,000	4,000,000	4,000,000
					Domestic	P-GOM		3,500,000	4,000,000	4,000,000
			P-HBR049-001	Harbor Upgrading - ADh. Hangnaameedhoo	Domestic	P-GOM	Contracted	1,323,625	-	-
					Domestic	P-GOM		1,323,625	-	-
1264	Department of Judicial Administration		P-CRT014-001	Const. Of Magistrate Court - Adh. Hangnaameedhoo	Domestic	P-GOM	On-going	801,236	1,985,558	385,399
					Domestic	P-GOM		801,236	1,985,558	385,399
1271	National Centre for Cultural Heritage		P-CLT006-001	Estab. Of Kalaa'faanu Ziyaaraiy - Adh. Hanyaaameedhoo	Domestic	P-GOM	New	400,000	1,500,000	1,000,000
					Domestic	P-GOM		400,000	1,500,000	1,000,000
1276	Local Government Authority		P-LCL018-001	Construction Of Council Office - Adh. Hanyaaameedhoo	Domestic	P-GOM	Retention	344,432	-	-
					Domestic	P-GOM		344,432	-	-
1229	Ministry of Climate Change, Environment & Energy		P-MEE062-100	Preparing Outer Island For Sustainable Energy Devel. - POISED	Domestic	P-GOM	On-going	Expenditure details included under "At multiple islands"		

Island	BA	Office	Project Code	Project	Fund	Fund details	Status	2024 Approved	2025 Approved	2026 Approved
Adh.Kun'burudhoo										
1058	Ministry of Education		P-SCH230-001	Classroom & Multi Purp. Hall - Adh.Kunburudhoo	Domestic	P-GOM	New	10,417,019	29,918,417	22,730,216
								1,000,000	3,000,000	2,000,000
								1,000,000	3,000,000	2,000,000
								487,945	210,000	100,000
1215	Ministry of Sports, Fitness & Recreation		P-SPT097-001	Estab. of Futsal Ground - Adh.Kunburudhoo	Domestic	P-GOM	Ongoing	487,945	210,000	100,000
								487,945	210,000	100,000
								677,846	236,161	118,081
								677,846	236,161	118,081
1224	Ministry of Construction & Infrastructure		P-CPT051-001	Coastal Protection - Adh.Kunburudhoo	Domestic	P-GOM	Pre-tendering		150,000	-
								356,560	150,000	-
								356,560	150,000	-
								1,200,000	6,000,000	3,600,000
			P-HBR197-001	Extension of Harbour - Adh.Kunburudhoo	Domestic	P-GOM	New	1,200,000	6,000,000	3,600,000
								1,200,000	6,000,000	3,600,000
								4,600,000	8,881,920	12,336,000
								4,600,000	8,881,920	12,336,000
			P-WAS031-001	Water and Sewerage System - Adh.Kunburudhoo	Domestic	P-GOM	Ongoing	2,094,668	11,440,336	4,576,135
								2,094,668	11,440,336	4,576,135
1163	Ministry of Health		P-HLT090-001	Construction Of Portico And Garage For Health Centres			Ongoing	Expenditure details included under "At multiple islands"		
1229	Ministry of Climate Change, Environment & Energy		P-MEE062-100	Preparing Outer Island For Sustainable Energy Devel - POISED			Ongoing	Expenditure details included under "At multiple islands"		
Adh.Mahibadhoo										
1163	Ministry of Health		P-HLT175-001	New Hospital building of Adh. Atoll Hospital	Domestic	P-GOM	Tendering	16,622,912	28,534,223	7,998,279
								278,826	423,000	132,000
1215	Ministry of Sports, Fitness & Recreation		P-SPT492-001	Devel. of futsal ground and establishing lighting system- Adh.Mahibadhoo	Domestic	P-GOM	Tendering	405,937	825,000	165,000
								405,937	825,000	165,000
1224	Ministry of Construction & Infrastructure		P-CPT037-001	Coastal Protection - Adh.Mahibadhoo	Trust fund	T-MGF	Pre-tendering	344,400	1,624,000	2,800,000
								344,400	1,624,000	2,800,000
			P-REC032-001	Land Reclamation - Adh.Mahibadhoo	Domestic	P-GOM	Contracted	11,676,075	11,587,214	2,502,996
								11,676,075	11,587,214	2,502,996
			P-RD0027-001	Road Construction - Adh.Mahibadhoo	Domestic	P-GOM	Contracted	3,787,674	13,685,009	2,138,283
								3,787,674	13,685,009	2,138,283

Island	BA	Office	Project Code	Project	Fund	Fund details	Status	2024 Approved	2025 Approved	2026 Approved
1529	Ministry of Housing, Land & Urban Development		P-HOU051-001	Const.Of Housing units - Adh. Mahibadhoo	Domestic	P-GOM	New	130,000	390,000	260,000
							130,000	390,000	260,000	
	1229	Ministry of Climate Change, Environment & Energy		P-MEE062-100	Preparing Outer Island For Sustainable Energy Devel - POISED		Ongoing	Expenditure details included under "At multiple islands"		
								11,296,884	19,801,866	10,644,062
Adh.Omadhoo										
1058	Ministry of Education		P-SCH218-001	Const. Of 1 Classroom & Toilet - Adh.Omadhoo	Domestic	P-GOM	Ongoing	2,241,184	7,210,000	2,884,000
							2,241,184	7,210,000	2,884,000	
			P-SCH239-001	School Building (Multi Purp. Hall) -Adh.Omadhoo	Domestic	P-GOM	New	800,000	2,400,000	1,600,000
							800,000	2,400,000	1,600,000	
1163	Ministry of Health		P-HLT144-001	Upgrading Health Centre -Adh.Omadhoo	Domestic	P-GOM	Tendering	137,363	423,000	132,000
							137,363	423,000	132,000	
			P-HLT180-001	ADH. Omadhoo New Health Center Building	Domestic	P-GOM	Tendering	127,112	423,000	132,000
							127,112	423,000	132,000	
1215	Ministry of Sports, Fitness & Recreation		P-SPT521-001	Estab.Of Turf Football Ground -Adh.Omadhoo	Domestic	P-GOM	New	650,000	1,950,000	2,600,000
							650,000	1,950,000	2,600,000	
			P-SPT535-001	Estab. Volley Court -Adh.Omadhoo	Domestic	P-GOM	New	130,000	390,000	520,000
							130,000	390,000	520,000	
1224	Ministry of Construction & Infrastructure		P-CPT003-001	Coastal Protection - Adh.Omadhoo	Trust fund	T-MGF	Contracted	1,768,759	3,529,180	2,016,675
							1,768,759	3,529,180	2,016,675	
			P-HBR122-001	Upgrading Harbour -Adh.Omadhoo	Domestic	P-GOM	Ongoing	3,766,793	2,892,904	759,387
							3,766,793	2,892,904	759,387	
			P-WAT015-001	Water Supply System- Adh.Omadhoo	Trust fund	T-MGF	Contracted	1,675,673	583,782	-
							1,675,673	583,782	-	
							3,520,391	9,250,000	5,366,000	
Adh.Mandhoo										
1058	Ministry of Education		P-SCH194-001	Const. of Adh.Mandhoo 06 Classrooms	Domestic	P-GOM	Contracted	349,352	1,750,000	700,000
							349,352	1,750,000	700,000	
1215	Ministry of Sports, Fitness & Recreation		P-SPT312-001	Estab.Football Ground - Adh.Mandhoo	Domestic	P-GOM	Tendering	271,855	-	168,000
							271,855	-	168,000	
			P-SPT474-001	Devel. of Futsal Ground - Adh.Mandhoo	Domestic	P-GOM	Retention	124,651	-	-
							124,651	-	-	

Island	BA	Office	Project Code	Project	Fund	Fund details	Status	2024 Approved	2025 Approved	2026 Approved
1224	Ministry of Construction & Infrastructure		P-HBR021-001	Habour Construction - Adh.Mandhoo			Contracted	1,274,533	-	-
				Domestic	P-GOM		1,274,533	-	-	
			P-HBR195-001	Devel. of Southern Harbour - Adh. Mandhoo		New	1,500,000	7,500,000	4,500,000	
			Domestic	P-GOM		1,500,000	7,500,000	4,500,000		
1229	Ministry of Climate Change, Environment & Energy		P-MEE062-100	Preparing Outer Island For Sustainable Energy Devel - POISED		On-going	Expenditure details included under "At multiple Islands"			
ADh.Dhangethi										
1058	Ministry of Education		P-SCH152-001	Const. of Multi Purpose Hal & 10 class rooms- Adh.Dhangethi			Contracted	17,966,218	40,021,016	41,112,959
				Domestic	P-GOM		246,023	1,750,000	700,000	
			P-SCH167-001	Upgr. Of School - Adh.Dhangethi		Pre-tendering	205,019	1,750,000	700,000	
1163	Ministry of Health		P-MOH047-001	Upgrading Health Centre - Adh.Dhangethi		Contracted	204,084	-	-	
				Domestic	P-GOM		204,084	-	-	
			P-CPT070-001	Coastal Protection - ADh.Dhangethi		Pre-tendering	1,600,000	1,624,000	2,800,000	
1224	Ministry of Construction & Infrastructure			Domestic	P-GOM		1,600,000	1,624,000	2,800,000	
			P-HBR135-001	Exten. of harbor & Ease of Acc. to Quay Wall - Adh.Dhangethi		Contracted	3,539,678	11,528,536	7,685,691	
				Domestic	P-GOM		3,539,678	11,528,536	7,685,691	
			P-HBR198-001	Extension of Harbour - Adh. Dhangethi		New	1,200,000	6,000,000	3,600,000	
				Domestic	P-GOM		1,200,000	6,000,000	3,600,000	
			P-REC062-001	Land Reclamation - Adh.Dhangethi		New	4,600,000	13,322,880	24,927,268	
				Domestic	P-GOM		4,600,000	13,322,880	24,927,268	
			P-WAT029-001	Adh. Dhangethi Water Supply System		Contracted	3,299,788	545,600	-	
				Trust fund	T-MGF		3,299,788	545,600	-	
1240	Ministry of Islamic Affairs		P-MSQ014-001	Contruction of Mosque - Adh. Dhangethi		Contracted	2,800,000	3,500,000	700,000	
1532	Ministry of Dhivehi Language, Culture & Heritage			Grant	X-KSA		2,800,000	3,500,000	700,000	
			P-CLT004-001	Establishment of Cultural centre-Adh.Dhangethi		Contracted	271,626	-	-	
				Grant	D-IND		271,626	-	-	
1027	Maldives Police Service		P-POL010-001	Establishing Of Police Stations		Contracted	Expenditure details included under "At multiple Islands"			
1224	Ministry of Construction & Infrastructure		P-WAS069-001	Provision of Water Supply & Sewerage Project		Ongoing	Expenditure details included under "At multiple Islands"			
1229	Ministry of Climate Change, Environment & Energy		P-MEE062-100	Preparing Outer Island For Sustainable Energy Devel - POISED		Ongoing	Expenditure details included under "At multiple Islands"			

Island	BA	Office	Project Code	Project	Fund	Fund details	Status	2024 Approved	2025 Approved	2026 Approved
Adh.Dhigurah										
1058	Ministry of Education		P-SCH146-001	Const. of 3 Storey Building - Adh.Dhigurah	Domestic	P-GOM	Pre-tendering	12,400,695	16,669,915	17,023,232
1163	Ministry of Health		P-HLT021-001	Purch. Lab Equipment - Adh.Dhigurah	Domestic	P-GOM	Ongoing	215,270	154,199	154,199
1215	Ministry of Sports, Fitness & Recreation		P-SOC076-001	Devel. of Youth Centre - Adh.Dhigurah	Domestic	P-GOM	Contracted	1,796,211	580,000	140,000
1224	Ministry of Construction & Infrastructure		P-PT052-001	Coastal Protection - Adh.Dhigurah	Grant	D-IND	Ongoing	1,796,211	580,000	140,000
			P-HBR121-001	Upgrading Harbour - Adh.Dhigurah	Trust fund	T-MGF	Retention	271,626	3,500,000	700,000
1229	Ministry of Climate Change, Environment & Energy		P-WST081-001	Estab. of WRMC - Adh.Dhigurah	Domestic	P-GOM	New	271,626	3,500,000	700,000
1233	Ministry of Fisheries & Ocean Resources		P-OTH016-001	Devel. of Marine Research Centre - Adh. Dhigurah	Domestic	P-GOM	New	1,890,000	293,983	506,867
1240	Ministry of Islamic Affairs		P-MSQ022-001	Construction Of Mosque - Adh.Dhigurah	Domestic	P-GOM	Ongoing	1,674,240	-	-
1224	Ministry of Construction & Infrastructure		P-WAS069-001	Provision of Water Supply & Sewerage Project	Domestic	P-GOM	Ongoing	1,867,898	132,220	-
1229	Ministry of Climate Change, Environment & Energy		P-MEE062-100	Preparing Outer Island For Sustainable Energy Devel - POISED	Trust fund	T-MGF	Ongoing	1,867,898	132,220	-
Adh.Dhithdho										
1163	Ministry of Health		P-HLT240-001	Estab. New Health Centre - Adh.Dhithdho	Domestic	P-GOM	New	4,378,341	11,635,024	15,513,366
1224	Ministry of Construction & Infrastructure		P-PT100-001	Coastal Protection - Adh. Dhithdho	Domestic	P-GOM	New	4,378,341	11,635,024	15,513,366
			P-HBR202-001	Devel. of Entrance Channel - Adh. Dhithdho	Domestic	P-GOM	New	307,109	374,489	8,800
			P-WAS030-001	Water and Sewerage System - Adh.Dhithdho	Trust fund	T-MGF	Ongoing	307,109	374,489	8,800
								Expenditure details included under "At multiple Islands"		
								Expenditure details included under "At multiple Islands"		
								9,687,267	15,992,329	9,034,981
1163	Ministry of Health		P-HLT240-001	Estab. New Health Centre - Adh.Dhithdho	Domestic	P-GOM	New	1,000,000	1,200,000	420,000
1224	Ministry of Construction & Infrastructure		P-PT100-001	Coastal Protection - Adh. Dhithdho	Domestic	P-GOM	New	1,000,000	1,200,000	420,000
			P-HBR202-001	Devel. of Entrance Channel - Adh. Dhithdho	Domestic	P-GOM	New	3,500,000	2,400,000	2,400,000
			P-WAS030-001	Water and Sewerage System - Adh.Dhithdho	Trust fund	T-MGF	Ongoing	3,500,000	2,400,000	2,400,000
								1,000,000	5,000,000	3,000,000
								1,000,000	5,000,000	3,000,000
								2,148,572	5,159,555	214,981
								2,148,572	5,159,555	214,981

Island	BA	Office	Project Code	Project	Fund	Fund details	Status	2024 Approved	2025 Approved	2026 Approved	
V.Fulidhoo	1229	Ministry of Climate Change, Environment & Energy	P-WST080-001	Estab. of WRMC - Adh.Dhiddhoo	Trust fund	T-MGF	New	1,867,898	132,220	-	
	1276	Local Government Authority	P-OFF012-001	Const. of Council Office- Adh.Dhiddhoo	Domestic	P-GOM	Pre-tendering	170,797	2,100,554	3,000,000	
								170,797	2,100,554	3,000,000	
								9,592,894	21,880,805	15,981,282	
	1058	Ministry of Education	P-SCH116-001	School Building (Multi Purp. Hall) - V.Fulidhoo	Domestic	P-GOM	Contracted	254,223	1,260,000	138,600	
V.Thinadhoo	1163	Ministry of Health	P-HLT189-001	Extension and Accommodation of V. Fulidhoo Health Center	Domestic	P-GOM	Pre-tendering	311,629	456,000	114,000	
	1215	Ministry of Sports, Fitness & Recreation	P-SPT285-001	Devel. of Volley Court - V.Fulidhoo	Domestic	P-GOM	Retention	93,489	-	-	
	1224	Ministry of Construction & Infrastructure	P-CPT038-001	Coastal Protection - V.Fulidhoo	Trust fund	T-MGF	Retention	660,438	-	-	
			P-HBR144-001	Devel. of Harbour - V.Fulidhoo	Domestic	P-GOM	Contracted	3,422,992	12,693,365	6,346,682	
			P-REC051-001	Land Reclamation - V.Fulidhoo	Domestic	P-GOM	New	4,600,000	6,661,440	9,252,000	
		P-TRN008-001	Ease of access to Habour - V.Fulidhoo	Domestic	P-GOM	Contracted	250,123	810,000	130,000		
		P-WAS069-001	Provision of Water Supply & Sewerage Project			Ongoing	Expenditure details included under "At multiple Islands"				
	1229	Ministry of Climate Change, Environment & Energy	P-MEE062-100	Preparing Outer Island For Sustainable Energy Devel - POISED			Ongoing	Expenditure details included under "At multiple Islands"			
V.Thinadhoo								8,648,623	6,551,036	4,923,443	
	1215	Ministry of Sports, Fitness & Recreation	P-SPT493-001	Devel. of Futsal ground - V.Thinadhoo	Domestic	P-GOM	Contracted	1,033,004	359,899	179,949	
	1224	Ministry of Construction & Infrastructure	P-CPT095-001	Coastal Protection - V. Thinadhoo	Domestic	P-GOM	New	3,500,000	4,000,000	4,000,000	
			P-HBR084-001	Upgrading Harbour - V.Thinadhoo	Domestic	P-GOM	Ongoing	4,115,619	2,191,137	743,494	

Island	BA	Office	Project Code	Project	Fund	Fund details	Status	2024 Approved	2025 Approved	2026 Approved
V.Felidhoo										
			P-WAS069-001	Provision of Water Supply & Sewerage Project			On-going	Expenditure details included under "At multiple Islands"		
								15,238,201	35,590,900	20,763,133
1058	Ministry of Education		P-SCH019-001	Multi Purpose Hall - V.Felidhoo	Domestic	P-GOM	Retention	360,000	-	-
								360,000	-	-
			P-SCH223-001	School 4 storey building - V.Felidhoo			New	2,000,000	6,000,000	4,000,000
					Domestic	P-GOM		2,000,000	6,000,000	4,000,000
1163	Ministry of Health		P-HLT136-001	Hospital New Building - V.Felidhoo			Tendering	3,522,908	5,853,176	1,652,706
					Domestic	P-GOM		3,522,908	5,853,176	1,652,706
1215	Ministry of Sports, Fitness & Recreation		P-SPT243-001	Dev. of Volley Court - V.Felidhoo			Pre-tendering	319,829	850,000	120,000
					Domestic	P-GOM		319,829	850,000	120,000
			P-SPT319-001	Estab.Football Ground - V.Felidhoo			Awarded	617,763	225,990	120,000
					Domestic	P-GOM		617,763	225,990	120,000
			P-SPT508-001	Estab.Sport Complex - V.Felidhoo			New	960,000	2,880,000	3,840,000
					Domestic	P-GOM		960,000	2,880,000	3,840,000
1224	Ministry of Construction & Infrastructure		P-CPT039-001	Coastal Protection - V.Felidhoo			Contracted	2,857,701	10,899,814	3,628,827
					Trust fund	T-MGF		2,857,701	10,899,814	3,628,827
			P-REC050-001	Land Reclamation - V.Felidhoo			New	4,600,000	8,881,920	7,401,600
					Domestic	P-GOM		4,600,000	8,881,920	7,401,600
1027	Maldives Police Service		P-POL010-001	Establishing Of Police Stations			Contracted	Expenditure details included under "At multiple Islands"		
1224	Ministry of Construction & Infrastructure		P-WAS069-001	Provision of Water Supply & Sewerage Project			On-going	Expenditure details included under "At multiple Islands"		
1229	Ministry of Climate Change, Environment & Energy		P-MEE062-100	Preparing Outer Island For Sustainable Energy Devel - POISED			On-going	Expenditure details included under "At multiple Islands"		
								10,551,734	28,820,766	28,241,593
V.Keyodhoo										
1058	Ministry of Education		P-SCH020-001	Multi Purpose Hall - V.Keyodhoo	Domestic	P-GOM	Retention	320,000	-	-
								320,000	-	-
			P-SCH020-002	Const. of 04 Storey Building at V.Keyodhoo School			Contracted	459,242	1,400,000	280,000
					Domestic	P-GOM		459,242	1,400,000	280,000
			P-SCH121-001	School 2 Storey Building - V.Keyodhoo			Contracted	185,337	1,200,000	210,000
					Domestic	P-GOM		185,337	1,200,000	210,000
1163	Ministry of Health		P-HLT120-001	Health Centre New Building - V.Keyodhoo			Contracted	577,084	320,000	1,563,520

Island	BA	Office	Project Code	Project	Fund	Fund details	Status	2024 Approved	2025 Approved	2026 Approved
1215	Ministry of Sports, Fitness & Recreation		P-SPT098-001	Devel. of Football Ground - V. Keyodhoo	Domestic	P-GOM	Pre-tendering	577,084	320,000	1,563,520
								106,610	720,000	120,000
			P-SPT242-001	Devel. of Volley Court - V. Keyodhoo	Domestic	P-GOM	On-going	106,610	720,000	120,000
								376,434	57,378	-
1224	Ministry of Construction & Infrastructure		P-CPT081-001	Coastal Protection - V. Keyodhoo	Domestic	P-GOM	On-going	376,434	57,378	-
								1,994,804	3,200,000	782,450
			P-REC063-001	Land Reclamation - V. Keyodhoo	Domestic	P-GOM	New	1,994,804	3,200,000	782,450
								4,600,000	13,322,880	24,927,268
1229	Ministry of Climate Change, Environment & Energy		P-WAS035-001	Water and Sewerage System - V. Keyodhoo	Domestic	P-GOM	On-going	4,600,000	13,322,880	24,927,268
								1,932,223	8,600,508	358,355
			P-MEE062-100	Preparing Outer Island For Sustainable Energy Devel - POISED	Trust fund	T-MGF	On-going	1,932,223	8,600,508	358,355
								Expenditure details included under "At multiple Islands"		
V. Rakeedhoo								14,645,585	28,272,564	13,271,985
1215	Ministry of Sports, Fitness & Recreation		P-SPT304-001	Devel. of Childrens Park - V. Rakeedhoo	Domestic	P-GOM	On-going	8,201	50,000	-
								8,201	50,000	-
			P-REC071-001	Land reclamation - V. Rakeedhoo	Domestic	P-GOM	New	10,900,000	20,000,000	10,000,000
								10,900,000	20,000,000	10,000,000
1224	Ministry of Construction & Infrastructure		P-WAS073-001	Establishing Water & Sewerage System - V. Rakeedhoo	Domestic	P-GOM	On-going	3,546,226	6,527,628	271,985
								3,546,226	6,527,628	271,985
			P-LCL012-001	Construction Of Council Office - V. Rakeedhoo	Trust fund	T-MGF	Pre-tendering	191,158	1,694,936	3,000,000
								191,158	1,694,936	3,000,000
M. Raiymandhoo								10,155,616	18,922,558	9,302,371
1215	Ministry of Sports, Fitness & Recreation		P-SPT381-001	Estab. of Futsal Ground - M. Raimandhoo	Domestic	P-GOM	On-going	317,683	116,215	-
								317,683	116,215	-
			P-SPT569-001	Devel. of volley court - M. Raiymandhoo	Domestic	P-GOM	New	300,000	500,000	400,000
								300,000	500,000	400,000
1224	Ministry of Construction & Infrastructure		P-HBR141-001	Devel. of Harbour and Coastal protection - M. Raimandhoo	Domestic	P-GOM	Contracted	3,174,641	13,786,176	6,893,088
								3,174,641	13,786,176	6,893,088
			P-WAS072-001	Establishing Water & Sewerage System - M. Raiymandhoo	Domestic	P-GOM	On-going	3,325,979	4,018,567	2,009,283

Island	BA	Office	Project Code	Project	Fund	Fund details	Status	2024 Approved	2025 Approved	2026 Approved
1229	Ministry of Climate Change, Environment & Energy		P-WST073-001	Estab. of WRMC - M.Rajyramdhoo	Domestic	P-GOM	New	3,325,979	4,018,567	2,009,283
								2,842,400	501,600	-
								2,842,400	501,600	-
								194,913	-	-
1276	Local Government Authority		P-LCL019-001	Construction Of Council Office - M.Rainamdhoo	Domestic	P-GOM	Retention	194,913	-	-
1163	Ministry of Health		P-HLT090-001	Construction Of Portico And Garage For Health Centres	Domestic	P-GOM	Ongoing	Expenditure details included under "At multiple Islands"		
1229	Ministry of Climate Change, Environment & Energy		P-MEE062-100	Preparing Outer Island For Sustainable Energy Devel - POISED			Ongoing	Expenditure details included under "At multiple Islands"		
M. Veyvah								15,744,821	24,508,992	21,788,298
1058	Ministry of Education		P-SCH140-001	Const. of 01 Classroom - M.Veyvah	Domestic	P-GOM	Contracted	477,717	400,917	48,573
1163	Ministry of Health		P-HLT241-001	Estab. New Health Centre - M.Veyvah	Domestic	P-GOM	New	477,717	400,917	48,573
1215	Ministry of Sports, Fitness & Recreation		P-SOC146-001	Devel. of Youth Centre - M.Veyvah	Domestic	P-GOM	New	1,000,000	1,200,000	420,000
								1,000,000	1,200,000	420,000
								400,000	2,400,000	800,000
								400,000	2,400,000	800,000
1224	Ministry of Construction & Infrastructure		P-SPT163-002	Devel. of Football Ground - M.Veyvah	Domestic	P-GOM	Ongoing	972,996	148,309	-
								972,996	148,309	-
								266,524	65,000	40,690
								266,524	65,000	40,690
1229	Ministry of Climate Change, Environment & Energy		P-SPT198-001	Devel. of Outdoor Gym - M.Veyvah	Domestic	P-GOM	Ongoing	1,000,000	-	-
								1,000,000	-	-
								300,000	500,000	400,000
								300,000	500,000	400,000
1224	Ministry of Construction & Infrastructure		P-HBR180-001	Devel. of Harbour - M.Veyvah	Domestic	P-GOM	New	6,000,000	14,216,670	15,423,268
								6,000,000	14,216,670	15,423,268
								1,627,747	3,311,534	1,655,767
								1,627,747	3,311,534	1,655,767
1229	Ministry of Climate Change, Environment & Energy		P-WAS088-001	Estab. Water & Sewerage System - M.Veyvah	Domestic	P-GOM	Ongoing	2,842,400	501,600	-
								2,842,400	501,600	-
								658,876	-	-
								658,876	-	-
1264	Department of Judicial Administration		P-CRT006-001	Construction Of Magistrate Court - M.Veyvah	Domestic	P-GOM	Retention	2,842,400	501,600	-
								2,842,400	501,600	-
								658,876	-	-
								658,876	-	-

Island	BA	Office	Project Code	Project	Fund	Fund details	Status	2024 Approved	2025 Approved	2026 Approved
M. Muli	1276	Local Government Authority	P-OFF014-001	Const. of Council Office- M. Veyvah	Domestic	P-GOM	Pre-tendering	198,561	1,764,962	3,000,000
	1229	Ministry of Climate Change, Environment & Energy	P-MEE062-100	Preparing Outer Island For Sustainable Energy Devel - POISED			On-going	Expenditure details included under "At multiple islands"		
								22,027,952	52,184,879	51,047,671
	1013	Maldives National Defence Force	P-HOU016-001	MNDF Accommodation building - M. Muli	Domestic	P-GOM	Contracted	287,026	250,000	100,000
	1058	Ministry of Education	P-SCH201-001	Const. of 03 Storey Building at M.AEC(Muli)	Domestic	P-GOM	Pre-tendering	237,822	1,125,000	225,000
	1163	Ministry of Health	P-HLT177-001	Extension of Mulee Regional Hospital	Domestic	P-GOM	On-going	6,197,570	5,332,095	6,933,619
			P-HLT217-001	Estab. New Hospital - M.Muli	Domestic	P-GOM	New	2,000,000	4,500,000	3,000,000
	1215	Ministry of Sports, Fitness & Recreation	P-SPT437-001	Devel. of Football Ground - M.Muli	Domestic	P-GOM	On-going	972,996	148,309	-
			P-SPT572-001	Estab. Volley Court - M. Muli	Domestic	P-GOM	New	300,000	500,000	400,000
	1224	Ministry of Construction & Infrastructure	P-AIR003-001	Devel. of Airport - M. Muli	Domestic	P-GOM	On-going	4,109,118	7,866,566	5,433,283
		P-CPT057-001	Coastal Protection - M.Muli	Trust fund	T-MGF	Pre-tendering	436,800	1,624,000	2,800,000	
		P-HBR085-001	Reconstruction of Harbour - M.Muli	Domestic	P-GOM	On-going	1,799,369	2,622,239	155,769	
		P-RD0070-001	Const. of road- M. Muli	Domestic	P-GOM	New	3,687,251	20,216,670	24,000,000	
1529	Ministry of Housing, Land & Urban Development	P-HOU079-001	Const. of 100 Housing units- M. Muli	Domestic	P-GOM	New	2,000,000	8,000,000	8,000,000	
1027	Maldives Police Service	P-POL010-001	Establishing Of Police Stations	Domestic	P-GOM	Contracted	Expenditure details included under "At multiple islands"			
1224	Ministry of Construction & Infrastructure	P-RD0004-001	Est. Causeway - M. Muli/M. Naalaatushi			Contracted	Expenditure details included under "At multiple islands"			
1229	Ministry of Climate Change, Environment & Energy	P-WAS069-001	Provision of Water Supply & Sewerage Project			On-going	Expenditure details included under "At multiple islands"			
		P-MEE001-114	Maldives Clean Environment Project			On-going	Expenditure details included under "At multiple islands"			

Island	BA	Office	Project Code	Project	Fund	Fund details	Status	2024 Approved	2025 Approved	2026 Approved
M. Dhiggaru	1058	Ministry of Education	P-MEED62-100	Preparing Outer Island For Sustainable Energy Devel - POISED			Ongoing	Expenditure details included under "At multiple islands"		
			P-WST035-001	Estab. Syst. For Bio- Treatment Of Orgnc.Waste Zones 4 & 5			Pre-tendering	Expenditure details included under "At multiple islands"		
								12,180,019	27,786,500	21,051,422
			P-SCH170-001	Upgr. Of School - M.Dhiggaru	Domestic	P-GOM	Contracted	328,030	154,199	30,840
								328,030	154,199	30,840
	1163	Ministry of Health	P-SCH170-002	. Const. of Multipurpose hall at M.Dhiggaru school	Domestic	P-GOM	Contracted	314,909	960,000	192,000
								314,909	960,000	192,000
			P-HLT261-001	Const. of mini-hospital- M. Muli	Domestic	P-GOM	New	1,000,000	8,000,000	8,000,000
								1,000,000	8,000,000	8,000,000
			P-SOC109-001	Devel. of Outdoor Gym in M.Dhiggaru	Domestic	P-GOM	Pre-tendering	200,918	122,500	36,750
1215	Ministry of Sports, Fitness & Recreation							200,918	122,500	36,750
			P-SOC188-001	Devel. of Youth Centre - M.Dhiggaru	Domestic	P-GOM	New	500,000	400,000	2,700,000
								500,000	400,000	2,700,000
			P-SPT007-001	Estab. of Football Ground in M.Dhiggaru	Domestic	P-GOM	Pre-tendering	287,026	350,000	163,000
								287,026	350,000	163,000
			P-SPT067-001	Devel. of Football Ground - M.Dhiggaru	Domestic	P-GOM	Ongoing	362,932	170,000	120,000
								362,932	170,000	120,000
			P-SPT241-001	Devel. of Volley Court - M.Dhiggaru	Domestic	P-GOM	Retention	59,078	-	-
								59,078	-	-
			P-CPT004-001	Coastal Protection - M.Dhiggaru	Trust fund	T-MGF	Ongoing	1,864,801	2,051,281	205,128
1224	Ministry of Construction & Infrastructure							1,864,801	2,051,281	205,128
			P-HBR086-001	Upgrading Harbour - M. Dhiggaru	Domestic	P-GOM	Contracted	266,524	720,000	150,000
								266,524	720,000	150,000
			P-HTE011-029	Land Reclamation - M.Dhiggaru	Domestic	P-GOM	Retention	1,966,165	-	-
								1,966,165	-	-
			P-WST042-001	Estab. of WRMC - M.Dhiggaru	Trust fund	T-MGF	Ongoing	2,786,876	4,718,520	943,704
								2,786,876	4,718,520	943,704
1229	Ministry of Climate Change, Environment & Energy									

Island	BA	Office	Project Code	Project	Fund	Fund details	Status	2024 Approved	2025 Approved	2026 Approved	
1233	Ministry of Fisheries & Ocean Resources		P-FIS040-001	Estab. Of Geydhoshu Mas Plant - M.Dhiggaru	Domestic	P-GOM	Pre-tendering	112,760	1,750,000	250,000	
									112,760	1,750,000	250,000
			P-HOU052-001	Const.Of Housing units - M.Dhiggaru	Domestic	P-GOM	New		130,000	390,000	260,000
									130,000	390,000	260,000
1529	Ministry of Housing, Land & Urban Development		P-HOU080-001	Const. of 75 Housing units- M.Muli	Domestic	P-GOM	New	2,000,000	8,000,000	8,000,000	
									2,000,000	8,000,000	8,000,000
			Expenditure details included under "At multiple Islands"								
M. Maduvaru								11,702,823	6,098,035	3,197,370	
1058	Ministry of Education		P-SCH178-001	Const. of 2 Classroom & Godown - M.Maduvaru	Domestic	P-GOM	Contracted	262,424	1,750,000	700,000	
1163	Ministry of Health		P-HLT152-001	Upgrading Health Centre (Boundary Wall) - M.Madduvaru	Domestic	P-GOM	Ongoing	4,471,666	2,421,525	726,458	
									4,471,666	2,421,525	726,458
			P-SOC122-001	Devel. of Social Centre - M.Maduvaru	Domestic	P-GOM	Contracted	835,027	305,470	50,912	
1215	Ministry of Sports, Fitness & Recreation				Domestic	P-GOM		835,027	305,470	50,912	
			P-SPT536-001	Estab. Volley Court - M.Maduvaru	Domestic	P-GOM	New	130,000	390,000	520,000	
									130,000	390,000	520,000
1224	Ministry of Construction & Infrastructure		P-CPT056-001	Coastal Protection - M.Maduvaru			Pre-tendering	1,600,000	696,000	1,200,000	
					Trust fund	T-MGF		1,600,000	696,000	1,200,000	
			P-HBR097-002	Devel. of Harbour - M.Maduvaru			Retention	1,594,746	-	-	
1229	Ministry of Climate Change, Environment & Energy				Domestic	P-GOM		1,594,746	-	-	
			P-WST071-001	Estab. of WRMC - M.Maduvaru			New	2,808,960	535,040	-	
					Trust fund	T-MGF		2,808,960	535,040	-	
1224	Ministry of Construction & Infrastructure		P-WAS069-001	Provision of Water Supply & Sewerage Project			Ongoing	Expenditure details included under "At multiple Islands"			
1229	Ministry of Climate Change, Environment & Energy		P-MEE062-100	Preparing Outer Island For Sustainable Energy Devel - POISED			Ongoing	Expenditure details included under "At multiple Islands"			
M. Mula								16,590,265	21,695,424	37,391,867	
1058	Ministry of Education		P-SCH075-001	School 3 Storey Building - M. Mula	Domestic	P-GOM	Contracted	1,921,226	3,321,499	-	
									1,921,226	3,321,499	-
			P-SCH273-001	Const. of boundary wall and replacement of roof of 4 classrooms- M.Mula	Domestic	P-GOM	New	1,500,000	2,400,000	1,600,000	
								1,500,000	2,400,000	1,600,000	

Island	BA	Office	Project Code	Project	Fund	Fund details	Status	2024 Approved	2025 Approved	2026 Approved
1163	Ministry of Health		P-HLT262-001	Converting health centre to a 30 bed hospital - M.Mulah	Domestic	P-GOM	New	1,000,000	3,000,000	3,000,000
								1,000,000	3,000,000	3,000,000
1215	Ministry of Sports, Fitness & Recreation		P-SOC014-001	Development Of Youth Centre - M.Mulah	Domestic	P-GOM	Pre-tendering	384,893	234,669	23,467
								384,893	234,669	23,467
			P-SPT165-002	Estab. of Football Ground - M.Mulah	Domestic	P-GOM	Ongoing	1,800,429	293,074	-
								1,800,429	293,074	-
			P-SPT248-001	Dev. of Volley Court - M.Mulah	Domestic	P-GOM	Contracted	746,269	260,000	130,000
								746,269	260,000	130,000
1224	Ministry of Construction & Infrastructure		P-CPT015-001	Coastal Protection - M. Mulah	Domestic	P-GOM	New	3,500,000	6,000,000	6,000,000
								3,500,000	6,000,000	6,000,000
			P-HBR139-001	Expan. of Harbour & Const. of Entrance Channel - M.Mulah	Domestic	P-GOM	Retention	1,801,660	-	-
								1,801,660	-	-
			P-HBR234-001	Devel. of Harbour - M.Mulak	Domestic	P-GOM	New	1,801,660	-	-
								1,801,660	-	-
			P-RD0017-001	Road Construction - M. Mulah	Domestic	P-GOM	Ongoing	2,134,128	6,186,182	26,638,400
								2,134,128	6,186,182	26,638,400
1027	Maldives Police Service		P-POL010-001	Establishing Of Police Stations			Contracted	Expenditure details included under "At multiple Islands"		
1229	Ministry of Climate Change, Environment & Energy		P-MEE001-114	Maldives Clean Environment Project			Ongoing	Expenditure details included under "At multiple Islands"		
			P-MEE062-100	Preparing Outer Island For Sustainable Energy Devel - POISED			Ongoing	Expenditure details included under "At multiple Islands"		
1233	Ministry of Fisheries & Ocean Resources		P-FIS004-001	Fisheries Sector Development Project			Ongoing	Expenditure details included under "At multiple Islands"		
								13,874,883	23,359,690	13,374,140
1058	Ministry of Education		P-SCH073-001	School 2 Storey Building - M.Naalaafushi	Domestic	P-GOM	Contracted	1,341,619	1,776,486	-
								1,341,619	1,776,486	-
1163	Ministry of Health		P-HLT119-001	Health Centre New Building - M.Naalaafushi	Domestic	P-GOM	Tendering	346,892	620,000	160,000
								346,892	620,000	160,000
1215	Ministry of Sports, Fitness & Recreation		P-SPT380-001	Estab. of Football Ground in M.Naalaafushi	Domestic	P-GOM	Tendering	182,979	1,750,000	350,000
								182,979	1,750,000	350,000
1224	Ministry of Construction & Infrastructure		P-HBR125-001	Upgrading Harbour - M.Naalaafushi	Domestic	P-GOM	Pre-tendering	266,524	720,000	150,000
								266,524	720,000	150,000

M. Naalaafushi

Island	BA	Office	Project Code	Project	Fund	Fund details	Status	2024 Approved	2025 Approved	2026 Approved
			P-HBR230-001	Devel. of East side Harbour (250*800) - L. Maamendhoo	Domestic	P-GOM	New	1,000,000	1,800,000	3,000,000
			P-REC052-001	Land Reclamation - M.Naalaafushi	Domestic	P-GOM	New	4,600,000	6,661,440	9,252,000
			P-WAS059-001	Water and Sewerage Network - M. Naalaafushi	Trust fund	T-MGF	On-going	2,158,140	9,399,364	391,640
			P-WST072-001	Estab. of WRMC - M. Naalaafushi	Trust fund	T-MGF	New	2,842,400	501,600	-
			P-OFF035-001	Modernization of new Council Office Building - M. Naalaafushi	Domestic	P-GOM	New	1,136,329	130,800	70,500
1224	Ministry of Construction & Infrastructure		P-ROD004-001	Est. Causeway - M. Muli/M. Naalaafushi			Contracted	Expenditure details included under "At multiple Islands"		
1229	Ministry of Climate Change, Environment & Energy		P-MEE062-100	Preparing Outer Island For Sustainable Energy Devel - POISED			On-going	Expenditure details included under "At multiple Islands"		
M.Kolhufushi								14,716,936	29,009,120	77,974,526
1215	Ministry of Sports, Fitness & Recreation		P-SPT399-001	Estab. of Football ground-M. Kolhufushi	Domestic	P-GOM	Pre-tendering	287,026	1,050,000	126,000
1224	Ministry of Construction & Infrastructure		P-CPT014-001	Coastal Protection - M.Kolhufushi	Trust fund	T-MGF	Retention	1,169,761	-	-
			P-ROD042-001	Devel. of Roads - M.Kolhufushi	Domestic	P-GOM	Contracted	7,653,272	18,174,253	19,595,538
			P-ROD120-001	Devel. of a modernized ring road and coastal protection in the area to be reclaimed - M. Kulhufufushi	Domestic	P-GOM	New	1,800,000	2,000,000	500,000
			P-HOU002-003	Const. of 100 Housing Units - M.Kolhufushi	Domestic	P-GOM	On-going	3,806,877	7,784,867	57,752,988
			P-HLT090-001	Construction Of Portico And Garage For Health Centres	Domestic	P-GOM	On-going	3,806,877	7,784,867	57,752,988
			P-WAS069-001	Provision of Water Supply & Sewerage Project			On-going	Expenditure details included under "At multiple Islands"		
1229	Ministry of Climate Change, Environment & Energy		P-MEE001-114	Maldives Clean Environment Project			On-going	Expenditure details included under "At multiple Islands"		
			P-MEE062-100	Preparing Outer Island For Sustainable Energy Devel - POISED			On-going	Expenditure details included under "At multiple Islands"		

Island	BA	Office	Project Code	Project	Fund	Fund details	Status	2024 Approved	2025 Approved	2026 Approved
F.Feali										
1058	Ministry of Education		P-SCH172-001	Const. of School Science Lab - F.Feali	Domestic	P-GOM	Contracted	26,775,197	30,810,759	9,493,082
								893,601	497,952	60,329
			P-SCH240-001	School Building (Multi Purp. Hall) - F.Feali	Domestic	P-GOM	New	893,601	497,952	60,329
1163	Ministry of Health							800,000	2,400,000	1,600,000
			P-HLT049-001	Health Centre New Building - F.Feali	Domestic	P-GOM	Ongoing	800,000	2,400,000	1,600,000
								4,159,541	8,329,898	1,665,980
1215	Ministry of Sports, Fitness & Recreation		P-HLT252-001	Devel. of Laboratory - F.Feali	Domestic	P-GOM	New	4,159,541	8,329,898	1,665,980
								1,000,000	1,200,000	100,000
								1,000,000	1,200,000	100,000
1215	Ministry of Sports, Fitness & Recreation		P-SOC189-001	Devel. of Youth Center - F.Feali	Domestic	P-GOM	New	700,000	2,000,000	900,000
								700,000	2,000,000	900,000
			P-SPT101-001	Devel. of Indoor Volley Court - F.Feali	Domestic	P-GOM	Ongoing	1,946,817	372,956	-
1224	Ministry of Construction & Infrastructure							1,946,817	372,956	-
			P-SPT573-001	Estab. Volley Court - F.Feali	Domestic	P-GOM	New	300,000	400,000	500,000
								300,000	400,000	500,000
1224	Ministry of Construction & Infrastructure		P-SPT574-001	Devel. of Futsal Ground - F.Feali	Domestic	P-GOM	New	1,000,000	200,000	-
								1,000,000	200,000	-
			P-HBR193-001	Devel. of Harbour - F.Feali	Domestic	P-GOM	New	1,600,000	4,000,000	2,400,000
1224	Ministry of Construction & Infrastructure							1,600,000	4,000,000	2,400,000
			P-REC010-001	Land Reclamation - F.Feali	Domestic	P-GOM	Ongoing	4,865,382	1,671,346	334,269
								4,865,382	1,671,346	334,269
1224	Ministry of Construction & Infrastructure		P-TRN010-001	Upgr. Of Ice Plant Jetty - F.Feali	Domestic	P-GOM	Contracted	266,524	720,000	150,000
								266,524	720,000	150,000
			P-WAT034-001	Estab. Water System - F.Feali	Domestic	P-GOM	Ongoing	1,212,384	1,158,536	-
1224	Ministry of Construction & Infrastructure							1,212,384	1,158,536	-
								1,212,384	1,158,536	-
								1,212,384	1,158,536	-

Island	BA	Office	Project Code	Project	Fund	Fund details	Status	2024 Approved	2025 Approved	2026 Approved
1229	Ministry of Climate Change, Environment & Energy	Ministry of Islamic Affairs	P-WST043-001	Estab. of WRMC - F. Feali	Trust fund	T-MGF	On-going	6,096,776	5,302,620	943,704
			P-MSQ041-001	Const. of Mosque- F. Feali	Domestic	P-GOM	Awarded	1,292,436	575,302	550,317
			P-QRT010-001	Const. Of Magistrate Court - F. Feali	Domestic	P-GOM	On-going	641,736	1,982,149	288,483
			Expenditure details included under "At multiple Islands"							
F. Bileidhoo										
1058	Ministry of Education		P-SCH080-001	School Building (Multi Purp. Hall) - F. Bileidhoo	Domestic	P-GOM	Retention	396,000	-	-
			P-SCH171-001	Const. of School Science Lab - F. Bileidhoo	Domestic	P-GOM	Contracted	1,205,600	497,952	60,329
			P-SCH274-001	Const. of 8 classrooms, walkways and library - F. Bileidhoo School	Domestic	P-GOM	New	1,205,600	497,952	60,329
			P-SCH274-001	Const. of 8 classrooms, walkways and library - F. Bileidhoo School	Domestic	P-GOM	New	1,000,000	2,400,000	1,600,000
1163	Ministry of Health		P-PLT242-001	Estab. New Health Centre - F. Bileidhoo	Domestic	P-GOM	New	1,000,000	1,200,000	420,000
			P-PLT242-001	Estab. New Health Centre - F. Bileidhoo	Domestic	P-GOM	New	1,000,000	1,200,000	420,000
			P-SPT452-001	Devel. of Football Ground - F. Bileidhoo	Domestic	P-GOM	On-going	805,490	122,777	-
			P-SPT575-001	Estab. of an outdoor Volley Court - F. Bileidhoo	Domestic	P-GOM	New	805,490	122,777	-
1215	Ministry of Sports, Fitness & Recreation		P-SPT575-001	Estab. of an outdoor Volley Court - F. Bileidhoo	Domestic	P-GOM	New	300,000	400,000	500,000
			P-SPT575-001	Estab. of an outdoor Volley Court - F. Bileidhoo	Domestic	P-GOM	New	300,000	400,000	500,000
			P-HBR164-001	Land Reclamation and Devel. of harbour	Domestic	P-GOM	Contracted	3,330,707	10,847,928	7,231,952
			P-HBR164-001	Land Reclamation and Devel. of harbour	Domestic	P-GOM	Contracted	3,330,707	10,847,928	7,231,952
1224	Ministry of Construction & Infrastructure		P-HBR186-001	Upgrading Harbour - F. Bileidhoo	Domestic	P-GOM	New	2,100,000	6,500,000	3,900,000
			P-HBR186-001	Upgrading Harbour - F. Bileidhoo	Domestic	P-GOM	New	2,100,000	6,500,000	3,900,000
			P-RD0121-001	Devel. of Roads - F. Bileidhoo	Domestic	P-GOM	New	1,400,000	3,000,000	3,000,000
			P-RD0121-001	Devel. of Roads - F. Bileidhoo	Domestic	P-GOM	New	1,400,000	3,000,000	3,000,000
1229	Ministry of Climate Change, Environment & Energy		P-SAN020-001	Estab. Sewerage System - F. Bileidhoo	Trust fund	T-MGF	On-going	1,677,203	1,552,804	-
			P-SAN020-001	Estab. Sewerage System - F. Bileidhoo	Trust fund	T-MGF	On-going	1,677,203	1,552,804	-
			P-WST069-001	Estab. of WRMC - F. Bileidhoo	Trust fund	T-MGF	New	3,309,900	584,100	-
			P-WST069-001	Estab. of WRMC - F. Bileidhoo	Trust fund	T-MGF	New	3,309,900	584,100	-

Island	BA	Office	Project Code	Project	Fund	Fund details	Status	2024 Approved	2025 Approved	2026 Approved
1276	Local Government Authority		P-LCL021-001	Construction Of Council Office - F.Bileidhoo	Domestic	P-GOM	Ongoing	989,957	1,327,869	132,787
1027	Maldives Police Service		P-PO1010-001	Establishing Of Police Stations			Contracted	989,957	1,327,869	132,787
1224	Ministry of Construction & Infrastructure		P-WAS069-001	Provision of Water Supply & Sewerage Project			Ongoing	Expenditure details included under "At multiple Islands"		
1229	Ministry of Climate Change, Environment & Energy		P-MEE062-100	Preparing Outer Island For Sustainable Energy Devel - POISED			Ongoing	Expenditure details included under "At multiple Islands"		
F. Magoodhoo								9,015,253	10,251,579	4,625,639
1058	Ministry of Education		P-SCH241-001	School Building (Multi Purp. Hall) - F. Magoodhoo	Domestic	P-GOM	New	800,000	2,400,000	1,600,000
			P-SCH275-001	Establishing school science lab- F. Magoodhoo	Domestic	P-GOM	New	800,000	2,400,000	1,600,000
			P-SCH275-001	Establishing school science lab- F. Magoodhoo	Domestic	P-GOM	New	700,000	400,000	200,000
			P-SCH275-001	Establishing school science lab- F. Magoodhoo	Domestic	P-GOM	New	700,000	400,000	200,000
1163	Ministry of Health		P-HLT107-001	Health Centre Extension - F. Magoodhoo	Domestic	P-GOM	Retention	159,155	-	-
			P-HLT107-001	Health Centre Extension - F. Magoodhoo	Domestic	P-GOM	Retention	159,155	-	-
1215	Ministry of Sports, Fitness & Recreation		P-SOC021-001	Devel. of Youth Centre - F. Magoodhoo	Domestic	P-GOM	Tendering	313,679	76,500	191,250
			P-SOC021-001	Devel. of Youth Centre - F. Magoodhoo	Domestic	P-GOM	Tendering	313,679	76,500	191,250
			P-SPT265-001	Devel. of Volley Court - F. Magoodhoo	Domestic	P-GOM	Retention	68,124	-	-
			P-SPT265-001	Devel. of Volley Court - F. Magoodhoo	Domestic	P-GOM	Retention	68,124	-	-
			P-SPT314-001	Estab. Football Ground - F. Magoodhoo	Domestic	P-GOM	Ongoing	1,988,729	303,132	-
			P-SPT314-001	Estab. Football Ground - F. Magoodhoo	Domestic	P-GOM	Ongoing	1,988,729	303,132	-
1224	Ministry of Construction & Infrastructure		P-REC011-001	Land Reclamation - F. Magoodhoo	Domestic	P-GOM	Ongoing	3,985,566	5,171,947	1,034,389
			P-REC011-001	Land Reclamation - F. Magoodhoo	Domestic	P-GOM	Ongoing	3,985,566	5,171,947	1,034,389
1276	Local Government Authority		P-OFF036-001	Const. of new council office building - F. Dharanboodhoo	Domestic	P-GOM	New	1,000,000	1,900,000	1,600,000
			P-OFF036-001	Const. of new council office building - F. Dharanboodhoo	Domestic	P-GOM	New	1,000,000	1,900,000	1,600,000
1224	Ministry of Construction & Infrastructure		P-AIR006-001	Estab. airports at Multiple Islands			Ongoing	Expenditure details included under "At multiple Islands"		
1229	Ministry of Climate Change, Environment & Energy		P-MEE001-114	Maldives Clean Environment Project			Ongoing	Expenditure details included under "At multiple Islands"		
			P-MEE062-100	Preparing Outer Island For Sustainable Energy Devel - POISED			Ongoing	Expenditure details included under "At multiple Islands"		
F. Dharan'boodhoo								7,956,871	8,022,476	3,779,640
1163	Ministry of Health		P-HLT243-001	Estab. New Health Centre - F. Dharanboodhoo	Domestic	P-GOM	New	1,000,000	1,200,000	420,000
			P-HLT243-001	Estab. New Health Centre - F. Dharanboodhoo	Domestic	P-GOM	New	1,000,000	1,200,000	420,000
1215	Ministry of Sports, Fitness & Recreation		P-SOC097-001	Devel. of Youth Centre - F. Dharanboodhoo			Tendering	313,679	153,000	191,250

Island	BA	Office	Project Code	Project	Fund	Fund details	Status	2024 Approved	2025 Approved	2026 Approved
F. Nilandhoo	1163	Ministry of Health	P-SPT288-001	Completion of Indoor Hall - F. Dharanboodhoo	Domestic	P-GOM	Tendering	313,679	153,000	191,250
								209,119	500,000	100,000
					Domestic	P-GOM		209,119	500,000	100,000
			P-SPT365-001	Repairing Futsal Ground - F. Dharanboodhoo			Ongoing	665,234	243,356	-
					Domestic	P-GOM		665,234	243,356	-
			P-SPT524-001	Estab.Of Turf Football Ground - F. Dharanboodhoo			New	356,130	1,424,520	1,068,390
					Domestic	P-GOM		356,130	1,424,520	1,068,390
			P-CPT113-001	Coastal Protection- F. Dharanboodhoo			New	1,000,000	4,000,000	2,000,000
					Domestic	P-GOM		1,000,000	4,000,000	2,000,000
			P-HBR052-001	Harbor Upgrading - F. Dharanboodhoo			Retention	1,570,309	-	-
1229	Ministry of Climate Change, Environment & Energy			Domestic	P-GOM		1,570,309	-	-	
		P-WST075-001	Estab. of WRMC - F. Dharanboodhoo			New	2,842,400	501,600	-	
				Trust fund	T-MGF		2,842,400	501,600	-	
		P-WAS069-001	Provision of Water Supply & Sewerage Project			Ongoing	Expenditure details included under "At multiple Islands"			
		P-MEE062-100	Preparing Outer Island For Sustainable Energy Devel - POISED			Ongoing	Expenditure details included under "At multiple Islands"			
							42,192,848	38,732,990	43,113,828	
		P-HLT143-001	Upgrading F.Atoll Hospital - F. Nilandhoo			Ongoing	918,676	135,000	227,768	
				Domestic	P-GOM		533,676	135,000	227,768	
				Grant	D-IND		385,000	-	-	
		P-HLT143-002	Extension of F. Atoll Hospital			Ongoing	902,083	490,000	169,000	
1215	Ministry of Sports, Fitness & Recreation			Domestic	P-GOM		902,083	490,000	169,000	
		P-SPT047-002	Estab. of Football Ground Changing Room - F. Nilandhoo			Ongoing	1,825,835	278,303	-	
				Domestic	P-GOM		1,825,835	278,303	-	
		P-SPT240-001	Devel. of Volley Court - F. Nilandhoo			Retention	68,124	-	-	
				Domestic	P-GOM		68,124	-	-	
		P-SPT336-001	Repairing Futsal Ground Boundary Wall & Fence - F. Nilandhoo			Retention	133,672	-	-	
				Domestic	P-GOM		133,672	-	-	

Island	BA	Office	Project Code	Project	Fund	Fund details	Status	2024 Approved	2025 Approved	2026 Approved
			P-SPT576-001	Estab. Lighting at Football Ground - F. Nilandhoo	Domestic	P-GOM	New	1,000,000	500,000	500,000
			P-SPT577-001	Repairing of Futsal Ground - F. Nilandhoo	Domestic	P-GOM	New	750,000	250,000	100,000
			P-CPT068-001	Upgrading harbour and Coastal Protection - F. Nilandhoo	Trust fund	T-MGF	On-going	4,472,166	7,566,031	-
			P-REC064-001	Land Reclamation - F. Nilandhoo	Domestic	P-GOM	New	20,000,000	1,000,000	500,000
			P-ROD082-001	Const. of road- F. Nilandhoo	Domestic	P-GOM	New	4,407,280	16,016,670	23,223,268
			P-WAS101-001	Estab. Water & Sewerage System - F. Nilandhoo	Domestic	P-GOM	New	3,740,000	9,720,000	16,200,000
			P-WAT030-001	F. Nilandhoo Water Supply System	Trust fund	T-MGF	Retention	812,520	-	-
			P-MSQ017-001	Construction Of Mosque - F. Nilandhoo	Domestic	P-GOM	On-going	1,099,888	747,412	593,792
			P-OFF037-001	Const. of new council office building - F. Nilandhoo	Domestic	P-GOM	New	1,000,000	1,900,000	1,600,000
			P-SOC040-001	Estab. Family & Childrens Service Centre - F. Nilandhoo	Domestic	P-GOM	On-going	1,062,604	129,574	-
		P-POL010-001	Establishing Of Police Stations	Domestic	P-GOM	Contracted	1,062,604	129,574	-	
		P-MEE001-114	Maldives Clean Environment Project			On-going	Expenditure details included under "At multiple islands"	Expenditure details included under "At multiple islands"	Expenditure details included under "At multiple islands"	
		P-WST035-001	Estab. Syst. For Bio- Treatment Of Orgnc. Waste Zones 4 & 5			Pre-tendering	Expenditure details included under "At multiple islands"	Expenditure details included under "At multiple islands"	Expenditure details included under "At multiple islands"	
Dh.Meedhoo								10,220,216	10,851,186	5,956,892
	1058	Ministry of Education	P-SCH115-001	School Building (Multi Purp. Hall) - Dh.Meedhoo	Domestic	P-GOM	Contracted	185,337	1,150,000	150,000
	1163	Ministry of Health	P-HLT196-001	Health Centre upgrading - Dh.Meedhoo	Domestic	P-GOM	On-going	1,200,000	1,320,000	102,000
					Domestic	P-GOM			1,320,000	102,000

Island	BA	Office	Project Code	Project	Fund	Fund details	Status	2024 Approved	2025 Approved	2026 Approved
1215	Ministry of Sports, Fitness & Recreation		P-SOC022-001	Devel. of Youth Centre - Dh.Meedhoo	Domestic	P-GOM	Pre-tendering	144,993	353,610	35,361
			P-SPT451-001	Devel. of Futsal Ground - Dh.Meedhoo	Domestic	P-GOM	Tendering	188,207	450,000	90,000
1224	Ministry of Construction & Infrastructure		P-HBR025-001	Upgrading of Harbour - Dh.Meedhoo	Domestic	P-GOM	Ongoing	3,947,320	2,097,656	419,531
			P-RD0103-001	Const. of road- Dh.Meedhoo	Domestic	P-GOM	New	430,279	3,240,000	3,240,000
			P-WST066-001	Estab. of WRMC - Dh.Meedhoo	Domestic	P-GOM	New	3,644,080	799,920	-
1229	Ministry of Climate Change, Environment & Energy		P-FIS043-001	Estab. Ice Plant - Dh.Meedhoo	Trust fund	T-MGF	New	480,000	1,440,000	1,920,000
1027	Maldives Police Service		P-POL010-001	Establishing Of Police Stations	Domestic	P-GOM	Contracted	480,000	1,440,000	1,920,000
1224	Ministry of Construction & Infrastructure		P-WAS069-001	Provision of Water Supply & Sewerage Project			Ongoing	Expenditure details included under "At multiple Islands"		
1229	Ministry of Climate Change, Environment & Energy		P-MEE062-100	Preparing Outer Island For Sustainable Energy Devel - POISED			Ongoing	Expenditure details included under "At multiple Islands"		
1233	Ministry of Fisheries & Ocean Resources		P-FIS004-001	Fisheries Sector Development Project			Ongoing	Expenditure details included under "At multiple Islands"		
Dh.Ban'didhoo								7,774,179	9,218,205	7,105,620
1058	Ministry of Education		P-SCH197-001	Classroom and multipurpose hall - Dh.Bandidhoo School 4	Domestic	P-GOM	Contracted	1,369,034	1,750,000	700,000
1215	Ministry of Sports, Fitness & Recreation		P-SOC059-001	Estab. Of Social Centre - Dh.Bandidhoo	Domestic	P-GOM	Contracted	1,560,199	570,752	1,200,439
1224	Ministry of Construction & Infrastructure		P-CPT072-001	Coastal Protection - Dh.Bandidhoo	Domestic	P-GOM	Pre-tendering	287,026	1,624,000	2,800,000
1229	Ministry of Climate Change, Environment & Energy		P-WST048-001	Estab. of WRMC - Dh.Bandidhoo	Domestic	P-GOM	Pre-tendering	3,280,135	1,658,100	198,000
1233	Ministry of Fisheries & Ocean Resources		P-FIS044-001	Estab. Ice Plant - Dh.Bandidhoo	Trust fund	T-MGF	New	480,000	1,440,000	1,920,000
1264	Department of Judicial Administration		P-CRT015-001	Const. Of Magistrate Court - Dh.Bandidhoo	Domestic	P-GOM	Ongoing	797,785	2,175,353	287,181
					Domestic	P-GOM		797,785	2,175,353	287,181

Island	BA	Office	Project Code	Project	Fund	Fund details	Status	2024 Approved	2025 Approved	2026 Approved
			P-HLT090-001	Construction Of Portico And Garage For Health Centres			On-going	Expenditure details included under "At multiple Islands"		
			P-WAS069-001	Provision of Water Supply & Sewerage Project			On-going	Expenditure details included under "At multiple Islands"		
			P-MEE062-100	Preparing Outer Island For Sustainable Energy Devel - POISED			On-going	Expenditure details included under "At multiple Islands"		
Dh.Rin'budhoo										
	1058	Ministry of Education	P-SCH242-001	School Building (4 Classrooms & Multi Purp. Hall)	Domestic		New	4,047,864	9,366,256	6,386,378
					P-GOM			800,000	2,400,000	1,600,000
								800,000	2,400,000	1,600,000
	1163	Ministry of Health	P-HLT195-001	Health Centre boundary Wall const. - Dh.Rin'budhoo			Pre-tendering	381,335	520,000	130,000
					Domestic			381,335	520,000	130,000
			P-HLT253-001	Devel. of Laboratory - DH.Dharanbudhoo			New	1,000,000	1,200,000	100,000
					Domestic			1,000,000	1,200,000	100,000
	1215	Ministry of Sports, Fitness & Recreation	P-SOC155-001	Devel. of Outdoor Gym - Dh.Rin'budhoo			New	137,500	112,500	-
					Domestic			137,500	112,500	-
			P-SPT296-001	Devel. of Childrens Park - Dh.Rin'budhoo			Tendering	8,201	13,000	8,000
					Domestic			8,201	13,000	8,000
	1224	Ministry of Construction & Infrastructure	P-CPT073-001	Coastal Protection - DH. Rinbudhoo			Pre-tendering	287,026	1,624,000	2,800,000
					Domestic			287,026	1,624,000	2,800,000
			P-WAS089-001	Estab. Water & Sewerage System - Dh.Rin'budhoo			On-going	1,433,802	3,496,756	1,748,378
					Domestic			1,433,802	3,496,756	1,748,378
	1229	Ministry of Climate Change, Environment & Energy	P-MEE001-114	Maldives Clean Environment Project			On-going	Expenditure details included under "At multiple Islands"		
			P-MEE062-100	Preparing Outer Island For Sustainable Energy Devel - POISED			On-going	Expenditure details included under "At multiple Islands"		
Dh.Hulhudheli										
	1058	Ministry of Education	P-SCH202-001	Const of Staffroom and Science lab at Dh. Hulhudheli School			Contracted	12,388,469	14,088,287	13,719,863
					Domestic			185,337	1,750,000	700,000
					P-GOM			185,337	1,750,000	700,000
			P-SCH249-001	Estab. Of new classroom - Dh.Hulhudheli			New	200,000	600,000	400,000
					Domestic			200,000	600,000	400,000
	1163	Ministry of Health	P-HLT244-001	Estab. New Health Centre - DH.Hulhudheli			New	1,000,000	1,200,000	420,000
					Domestic			1,000,000	1,200,000	420,000
	1215	Ministry of Sports, Fitness & Recreation	P-SOC153-001	Devel. of Youth Centre - Dh.Hulhudheli			New	450,000	1,350,000	1,800,000
					Domestic			450,000	1,350,000	1,800,000

Island	BA	Office	Project Code	Project	Fund	Fund details	Status	2024 Approved	2025 Approved	2026 Approved
1224	Ministry of Construction & Infrastructure		P-SPT1475-001	Devel. of Futsal Ground - Dh. Hulhudheli	Domestic	P-GOM	Retention	62,136	-	-
			P-HBR024-001	Upgrading of Habour - Dh. Hulhudheli	Domestic	P-GOM	Retention	1,633,175	-	-
			P-REC053-001	Land Reclamation - Dh. Hulhudheli	Domestic	P-GOM	New	4,600,000	8,034,668	9,868,800
			P-WAT042-001	Estab. Water System - Dh. Hulhudheli	Domestic	P-GOM	Retention	839,043	-	-
			P-WST070-001	Estab. of WRMC - Dh. Hulhudheli	Trust fund	T-MGF	New	3,309,900	584,100	-
1240	Ministry of Islamic Affairs		P-MSQ048-002	Const. of Mosque - Dh. Hulhudheli	Domestic	P-GOM	Pre-tendering	108,878	569,519	531,063
1229	Ministry of Climate Change, Environment & Energy		P-MEE062-100	Preparing Outer Island For Sustainable Energy Devel - POISED			On-going	108,878	569,519	531,063
Dh. Maanen'boodhoo								Expenditure details included under "At multiple Islands"		
1058	Ministry of Education		P-SCH022-001	Multi Purpose Hall - Dh. Maanenboodhoo	Domestic	P-GOM	On-going	2,173,006	3,666,897	444,258
1163	Ministry of Health		P-SCH173-001	Sen Class., office building & library - Dh. Maanenboodhoo	Domestic	P-GOM	Pre-tendering	184,517	1,750,000	700,000
			P-SCH276-001	Const. of school library and office building - Dh. Maanenboodhoo	Domestic	P-GOM	New	1,000,000	2,400,000	1,600,000
			P-HLT190-001	Extension of DH. Maanenboodhoo Health Center	Domestic	P-GOM	On-going	615,056	187,500	-
1215	Ministry of Sports, Fitness & Recreation		P-HYS072-001	Devel. of Futsal Ground - Dh. Maanenboodhoo	Domestic	P-GOM	Retention	64,677	-	-
P-SPT1510-001			P-SOC062-001	Dev.Of Social Centre - Dh. Maanenboodhoo	Domestic	P-GOM	Tendering	313,679	76,500	191,250
			P-SPT1411-001	Estab. of Football ground- Dh. Maanenboodhoo	Domestic	P-GOM	On-going	753,563	114,862	-
			P-SPT1510-001	Estab. Sport Complex - Dh. Maanenboodhoo	Domestic	P-GOM	New	960,000	2,880,000	3,840,000

Island	BA	Office	Project Code	Project	Fund	Fund details	Status	2024 Approved	2025 Approved	2026 Approved
1224	Ministry of Construction & Infrastructure		P-SPT578-001	Estab. Volley Court - Dh. Maenboodhoo	Domestic	P-GOM	New	500,000	1,000,000	200,000
			P-DRG021-001	Estab. Of Water Drainage System - Dh. Maenboodhoo	Domestic	P-GOM	Pre-tendering	246,023	415,800	498,960
			P-REC012-001	Land Reclamation - Dh. Maenboodhoo	Domestic	P-GOM	Contracted	3,600,000	10,013,158	1,001,316
			P-WAT043-001	Estab. Water System - Dh. Maenboodhoo	Domestic	P-GOM	Contracted	1,473,187	845,555	-
			P-MEE001-114	Maldives Clean Environment Project	Domestic	P-GOM	Ongoing	1,473,187	845,555	-
1229	Ministry of Climate Change, Environment & Energy	P-MEE062-100	Preparing Outer Island For Sustainable Energy Devel - POISED			Ongoing	Expenditure details included under "At multiple islands"			
									21,842,058	43,086,483
1016	Ministry of Homeland Security & Technology		P-SOC050-001	Const.Of Child Residential Centre - Dh. Kudahuvadhoo	Domestic	P-GOM	Retention	910,274	-	-
1163	Ministry of Health		P-HLT091-001	DH.Atoll Hospital New Building - Dh. Kudahuvadhoo	Domestic	P-GOM	Pre-tendering	369,034	540,000	135,000
1215	Ministry of Sports, Fitness & Recreation	P-SPT103-001	Devel. of Football Ground - Dh. Kudahuvadhoo	Domestic	P-GOM	Retention	43,054	-	-	
			Domestic	P-GOM		43,054	-	-		
		P-SPT103-002	Rostrum, Changing Room & Light.Football- Dh. Kudahuvadhoo	Domestic	P-GOM	Pre-tendering	141,155	206,550	20,655	
		P-SPT295-001	Repa.Futsal Ground Boundary Wall & Fence - DH. Kudahuvadhoo	Domestic	P-GOM	Tendering	344,432	300,000	60,000	
		P-SPT446-001	Devel. of Volley Court - Dh. Kudahuvadhoo	Domestic	P-GOM	Ongoing	383,156	58,403	-	
		P-SPT509-001	Estab. Sport Complex - Dh. Kudahuvadhoo	Domestic	P-GOM	New	960,000	2,880,000	3,840,000	
1224	Ministry of Construction & Infrastructure		P-DRG009-001	Estab. Drainage System - Dh. Kudahuvadhoo	Domestic	P-GOM	Pre-tendering	102,509	300,000	200,000
				Domestic	P-GOM			102,509	300,000	200,000

Island	BA	Office	Project Code	Project	Fund	Fund details	Status	2024 Approved	2025 Approved	2026 Approved		
			P-HBR137-001	Upgrding Harbour - Dh. Kudahuvadhoo	Domestic	P-GOM	Contracted	2,050,762	8,999,997	8,999,999		
			P-HBR209-001	Estab. Commercial Harbour - Dh. Kudahuvadhoo				New	2,050,762	8,999,997	8,999,999	
			P-HTE061-005	Devel. of Roads - Dh.Kudahuvadhoo	Domestic	P-GOM	Ongoing	3,500,000	9,000,000	6,000,000		
								3,500,000	9,000,000	6,000,000		
			P-HTE061-005	Devel. of Roads - Dh.Kudahuvadhoo	Domestic	P-GOM	Ongoing	3,764,658	9,583,707	1,474,416		
								3,764,658	9,583,707	1,474,416		
			P-WAS099-001	Estab. Water & Sewerage System - Dh.Kudahuvadhoo	Domestic	P-GOM	New	5,910,000	8,550,000	17,730,000		
			5,910,000	8,550,000				17,730,000				
			1264	Department of Judicial Administration	P-CRT027-001	Estab. Volley Court - Dh. Kudahuvadhoo	Domestic	P-GOM	New	2,500,000	1,000,000	1,000,000
					2,500,000	1,000,000				1,000,000		
1276	Local Government Authority	P-LCL006-001	Const. of Council Building- Dh.Kudahuvadhoo	Domestic	P-GOM	Retention	165,960	1,517,826	3,000,000			
		165,960	1,517,826				3,000,000					
1529	Ministry of Housing, Land & Urban Development	P-HOU059-001	Const. Of 50 Housing units - Dh. Kudahuvadhoo	Domestic	P-GOM	Contracted	697,064	150,000	-			
		697,064	150,000				-					
1224	Ministry of Construction & Infrastructure	P-HTE158-001	Installing Street Lights in Road Devel. of Islands	Domestic	P-GOM	Ongoing	Expenditure details included under "At multiple Islands"					
		Expenditure details included under "At multiple Islands"										
1229	Ministry of Climate Change, Environment & Energy	P-MEE001-114	Maldives Clean Environment Project	Domestic	P-GOM	Ongoing	Expenditure details included under "At multiple Islands"					
		Expenditure details included under "At multiple Islands"										
		P-MEE062-100	Preparing Outer Island For Sustainable Energy Devel - POISED	Domestic	P-GOM	Ongoing	Expenditure details included under "At multiple Islands"					
		Expenditure details included under "At multiple Islands"										
		P-RNW001-001	AREISE Project	Domestic	P-GOM	Ongoing	Expenditure details included under "At multiple Islands"					
		Expenditure details included under "At multiple Islands"										
		P-WST035-001	Estab. Syst. For Bio-Treatment Of Orgnc.Waste Zones 4 & 5	Domestic	P-GOM	Pre-tendering	Expenditure details included under "At multiple Islands"					
		Expenditure details included under "At multiple Islands"										
Dh.Vaanee												
1027	Maldives Police Service	P-POL010-001	Establishing Of Police Stations	Domestic	P-GOM	Contracted	Expenditure details included under "At multiple Islands"					
		Expenditure details included under "At multiple Islands"										
Dh.Hulhuvahhi												
1229	Ministry of Climate Change, Environment & Energy	P-WST034-001	Estab. Of Waste Transfer Stations of Zone 4 & 5	Trust fund	T-MGF	Pre-tendering	557,156	884,375	187,000			
		557,156	884,375				187,000					
Th.Burunee												
1058	Ministry of Education	P-SCH166-001	School Boundary Wall - Th.Buruni	Domestic	P-GOM	Contracted	9,911,141	14,333,934	3,253,831			
		1,042,602	743,122				-					
1163	Ministry of Health	P-HLT197-001	Health Centre estab. - Th.Buruni	Domestic	P-GOM	Contracted	1,042,602	743,122	-			
		1,706,003	175,000				-					
Th.Burunee												
				Domestic	P-GOM	Contracted	1,706,003	175,000	-			
							1,706,003	175,000	-			

Island	BA	Office	Project Code	Project	Fund	Fund details	Status	2024 Approved	2025 Approved	2026 Approved
1224	Ministry of Construction & Infrastructure		P-OPT016-001	Coastal Protection - Th. Buruni	Trust fund	T-MGF	Ongoing	1,362,910	320,685	-
								1,362,910	320,685	-
			P-HBR104-001	Upgrading Harbour - Th. Buruni	Domestic	P-GOM	Ongoing	3,599,012	9,097,983	2,253,798
								3,599,012	9,097,983	2,253,798
			P-SOC129-001	Devel. of Childrens Park - Th. Buruni	Domestic	P-GOM	New	602,910	602,910	-
1264	Department of Judicial Administration		P-WAT044-001	Estab. Water System - Th. Buruni	Domestic	P-GOM	Ongoing	602,910	602,910	-
								1,309,367	1,359,813	-
			P-CRT025-001	Const. of Magistrate Court- Th. Burunee	Domestic	P-GOM	Tendering	1,309,367	1,359,813	-
								158,337	1,644,421	740,033
								158,337	1,644,421	740,033
1529	Ministry of Housing, Land & Urban Development		P-HOU053-001	Const.Of Housing units - Th. Buruni	Domestic	P-GOM	New	130,000	390,000	260,000
								130,000	390,000	260,000
1229	Ministry of Climate Change, Environment & Energy		P-MEE001-114	Maldives Clean Environment Project			Ongoing	Expenditure details included under "At multiple islands"		
			P-MEE062-100	Preparing Outer Island For Sustainable Energy Devel - POISED			Ongoing	Expenditure details included under "At multiple islands"		
										29,127,725
1058	Ministry of Education		P-SCH112-001	Finishing School 2 Storey Building - Th. Vilufushi			Contracted	185,337	1,750,000	192,500
1163	Ministry of Health		P-HLT135-001	Hospital New Building - Th. Vilufushi	Domestic	P-GOM	Tendering	185,337	1,750,000	192,500
								3,522,908	5,853,176	1,652,706
			P-HLT218-001	Estab. New Hospital - TH. Vilufushi	Loan	X-KWT	New	3,522,908	5,853,176	1,652,706
1215	Ministry of Sports, Fitness & Recreation		P-HLT218-001	Estab. New Hospital - TH. Vilufushi	Domestic	P-GOM	New	2,000,000	4,500,000	3,000,000
								2,000,000	4,500,000	3,000,000
			P-SOC154-001	Devel. ofYouth Centre - Th. Vilufushi	Domestic	P-GOM	New	450,000	1,350,000	1,800,000
			P-SPT031-001	Dev. of Youth Centre - Th. Vilufushi	Domestic	P-GOM	Ongoing	450,000	1,350,000	1,800,000
								579,329	141,287	70,000
P-SPT032-001	Devel. of Football Ground - Th. Vilufushi	Domestic	P-GOM	Retention	579,329	141,287	70,000			
								60,895	-	-
								60,895	-	-

Island	BA	Office	Project Code	Project	Fund	Fund details	Status	2024 Approved	2025 Approved	2026 Approved
1224	Ministry of Construction & Infrastructure		P-SPT032-002	Installing Lights on Football Ground - Th. Vilufushi	Domestic	P-GOM	Tendering	246,023	625,000	125,000
								246,023	625,000	125,000
			P-AIR020-001	Devel. of airport - Th. Vilufushi	Domestic	P-GOM	New	15,996,466	-	-
								15,996,466	-	-
1229	Ministry of Climate Change, Environment & Energy		P-CPT040-001	Devel. of Swimming Area & Coastal Protection - Th. Vilufushi	Trust fund	T-MGF	Pre-tendering	159,490	559,615	318,980
								159,490	559,615	318,980
			P-WST067-001	Estab. of WRMC - Th. Vilufushi	Trust fund	T-MGF	New	3,732,960	711,040	-
								3,732,960	711,040	-
1529	Ministry of Housing, Land & Urban Development		P-HOU018-002	Completion Of 56 Housing Units - Th. Vilufushi	Domestic	P-GOM	On-going	2,194,317	843,972	-
								2,194,317	843,972	-
			P-AIR006-001	Estab. airports at Multiple Islands			Contracted	Expenditure details included under "At multiple Islands"		
			P-HTE158-001	Installing Street Lights in Road Devel. of Islands			On-going	Expenditure details included under "At multiple Islands"		
1229	Ministry of Climate Change, Environment & Energy		P-MEE062-100	Preparing Outer Island For Sustainable Energy Devel - POISED			On-going	Expenditure details included under "At multiple Islands"		
								7,402,182	11,933,473	9,115,960
			P-SCH085-001	School Building (Multi Purp. Hall) - Th. Madifushi	Domestic	P-GOM	Contracted	1,382,199	1,918,093	-
								1,382,199	1,918,093	-
1215	Ministry of Sports, Fitness & Recreation		P-SCH227-001	School New Building - Th. Madifushi	Domestic	P-GOM	New	1,600,000	4,800,000	3,200,000
								1,600,000	4,800,000	3,200,000
			P-SPT232-002	Devel. of Football Ground - Th. Madifushi	Domestic	P-GOM	Contracted	883,863	685,862	195,960
								883,863	685,862	195,960
1224	Ministry of Construction & Infrastructure		P-CPT084-001	Coastal Protection - Th. Madifushi	Domestic	P-GOM	Pre-tendering	205,019	1,160,000	2,000,000
								205,019	1,160,000	2,000,000
			P-MEE058-001	Estab. Water System - Th. Madifushi	Domestic	P-GOM	On-going	1,018,349	898,385	-
								1,018,349	898,385	-
1233	Ministry of Fisheries & Ocean Resources		P-RD0088-001	Const. of road - Th. Madifushi	Domestic	P-GOM	New	1,872,510	-	-
								1,872,510	-	-
			P-FIS047-001	Estab. Ice Plant - Th. Madifushi	Domestic	P-GOM	New	-	-	-
								-	-	-
1276	Local Government Authority		P-FIS047-001	Estab. Ice Plant - Th. Madifushi	Domestic	P-GOM	New	240,000	960,000	720,000
								240,000	960,000	720,000
			P-LCL007-001	Const. of Council Building - Th. Madifushi	Domestic	P-GOM	Pre-tendering	200,242	1,511,133	3,000,000
								200,242	1,511,133	3,000,000

Th. Madifushi

Island	BA	Office	Project Code	Project	Fund	Fund details	Status	2024 Approved	2025 Approved	2026 Approved
1229	Ministry of Climate Change, Environment & Energy		P-MEE001-114	Maldives Clean Environment Project			Ongoing	Expenditure details included under "At multiple islands"		
			P-MEE062-100	Preparing Outer Island For Sustainable Energy Devel - POISED		Ongoing	Expenditure details included under "At multiple islands"			
Th. Thimarafushi										
1058	Ministry of Education		P-SCH132-001	School 6 Classroom Building - Th. Thimarafushi	Domestic	P-GOM	Contracted	17,126,807	27,181,961	16,068,431
							262,424	2,150,000	700,000	
1163	Ministry of Health		P-HLT065-001	Health Centre Upgrade & Boundary Wall - Th. Thimarafushi	Domestic	P-GOM	Ongoing	483,844	147,500	-
							483,844	147,500	-	
			P-HLT263-001	Estab. of hospital - Th. Thimarafushi			New	3,000,000	3,000,000	3,000,000
							3,000,000	3,000,000	3,000,000	
1215	Ministry of Sports, Fitness & Recreation		P-SPT108-002	Instal. of Football Ground Lighting System - Th. Thimarafushi			Ongoing	1,169,903	178,323	-
							1,169,903	178,323	-	
			P-SPT303-001	Devel. of Childrens Park - Th. Thimarafushi	Domestic	P-GOM	Awarded	135,312	49,500	8,250
							135,312	49,500	8,250	
			P-SPT513-001	Devel. of Football and Futsal Ground - Th. Thimarafushi	Domestic	P-GOM	New	800,000	2,400,000	3,200,000
							800,000	2,400,000	3,200,000	
1224	Ministry of Construction & Infrastructure		P-CPT042-001	Coastal Protection - Th. Thimarafushi			Contracted	1,509,812	5,001,949	2,233,125
							1,509,812	5,001,949	2,233,125	
			P-HBR127-001	Upgrading Harbour - Th. Thimarafushi			Pre-tendering	278,826	810,000	130,000
							278,826	810,000	130,000	
			P-ROD007-001	Road Construction - Th. Thimarafushi	Domestic	P-GOM	Ongoing	5,086,148	8,944,689	2,297,056
							5,086,148	8,944,689	2,297,056	
			P-ROD102-001	Devel. of Ring Road and Additional 4 Roads	Domestic	P-GOM	New	597,610	4,500,000	4,500,000
							597,610	4,500,000	4,500,000	
1529	Ministry of Housing, Land & Urban Development		P-HOU004-003	Contst. of 100 Housing Units - Th. Thimarafushi	Domestic	P-GOM	Retention	3,802,928	-	-
							3,802,928	-	-	

Island	BA	Office	Project Code	Project	Fund	Fund details	Status	2024 Approved	2025 Approved	2026 Approved
1027	Maldives Police Service		P-POL010-001	Establishing Of Police Stations			Contracted	Expenditure details included under "At multiple Islands"		
1229	Ministry of Climate Change, Environment & Energy		P-MEE001-114	Maldives Clean Environment Project			Ongoing	Expenditure details included under "At multiple Islands"		
			P-MEE062-100	Preparing Outer Island For Sustainable Energy Devel - POISED			Ongoing	Expenditure details included under "At multiple Islands"		
Th.Veymandoo										
1058	Ministry of Education		P-SCH023-001	Multi Purpose Hall - Th. Veymandoo	Domestic	P-GOM	Contracted	16,191,964	29,586,139	16,011,018
								254,223	1,260,000	151,200
								254,223	1,260,000	151,200
			P-SCH084-001	School 3 Storey Building - Th.Veymandoo	Domestic	P-GOM	Pre-tendering	217,320	2,150,000	210,000
								217,320	2,150,000	210,000
1163	Ministry of Health		P-HLT024-002	Extension of TH. Atoll Hospital	Domestic	P-GOM	Ongoing	3,621,681	2,198,262	445,000
								3,621,681	2,198,262	445,000
1215	Ministry of Sports, Fitness & Recreation		P-SOC033-001	Devel. of Youth Centre - Th.Veymandoo	Domestic	P-GOM	Ongoing	295,227	2,425,528	491,564
								295,227	2,425,528	491,564
			P-SPT309-001	Devel. of Outdoor Gym - Th.Veymandoo	Domestic	P-GOM	Tendering	82,008	80,000	50,000
								82,008	80,000	50,000
1224	Ministry of Construction & Infrastructure		P-DRG010-001	Estab. Drainage System - Th. Veymandoo	Domestic	P-GOM	Tendering	225,521	2,000,000	2,500,000
								225,521	2,000,000	2,500,000
			P-ROD006-001	Est. Causeway-Th.Veymandhoo/Th.Kinbidhoo	Domestic	P-GOM	Pre-tendering	3,150,615	5,305,749	163,254
								3,150,615	5,305,749	163,254
			P-ROD096-001	Const. of road- Th.Veymandoo	Domestic	P-GOM	New	1,195,219	9,000,000	9,000,000
								1,195,219	9,000,000	9,000,000
			P-WAT045-001	Estab. Water System - Th.Veymandoo	Trust fund	T-MGF	Retention	1,872,750	-	-
								1,872,750	-	-
1229	Ministry of Climate Change, Environment & Energy		P-WST068-001	Estab. of WRMC - Th. Veymandoo	Trust fund	T-MGF	New	3,777,400	666,600	-
								3,777,400	666,600	-
1240	Ministry of Islamic Affairs		P-MSQ056-001	Const. Of Mosque - Th. Veymandoo	Domestic	P-GOM	New	1,500,000	4,500,000	3,000,000
								1,500,000	4,500,000	3,000,000
1027	Maldives Police Service		P-POL010-001	Establishing Of Police Stations			Contracted	Expenditure details included under "At multiple Islands"		
1229	Ministry of Climate Change, Environment & Energy		P-MEE001-114	Maldives Clean Environment Project			Ongoing	Expenditure details included under "At multiple Islands"		
			P-MEE062-100	Preparing Outer Island For Sustainable Energy Devel - POISED			Ongoing	Expenditure details included under "At multiple Islands"		

Island	BA	Office	Project Code	Project	Fund	Fund details	Status	2024 Approved	2025 Approved	2026 Approved
Th.Kandoodhoo										
1163	Ministry of Health		P-HLT050-001	Health Centre New Building - Th.Kandoodhoo	Domestic	P-GOM	Contracted	10,980,793	16,408,173	9,748,184
								1,554,892	3,567,232	-
								1,554,892	3,567,232	-
1215	Ministry of Sports, Fitness & Recreation		P-SOC079-001	Devel. of Youth Centre in Th.Kandoodhoo	Domestic	P-GOM	Tendering	295,227	225,000	180,000
								295,227	225,000	180,000
			P-SPT104-001	Devel. of Football Ground - Th.Kandoodhoo	Domestic	P-GOM	Tendering	246,023	625,000	125,000
								246,023	625,000	125,000
			P-SPT290-001	Devel of Futsal Ground - Th.Kandoodhoo	Domestic	P-GOM	Contracted	344,432	504,000	252,000
								344,432	504,000	252,000
1224	Ministry of Construction & Infrastructure		P-CPT087-001	Coastal Protection - Th. Kandoodhoo	Domestic	P-GOM	Pre-tendering	221,420	1,392,000	2,400,000
								221,420	1,392,000	2,400,000
			P-HBR087-001	Reconstruction of Harbour - Th. Kandoodhoo	Domestic	P-GOM	Retention	1,569,166	-	-
								1,569,166	-	-
			P-RD0122-001	Devel. of Roads - Th. Kandoodhoo	Domestic	P-GOM	New	1,000,000	3,000,000	3,000,000
								1,000,000	3,000,000	3,000,000
			P-WAS041-001	Water and Sewerage System - Th.Kandoodhoo	Domestic	P-GOM	Ongoing	1,609,816	1,926,020	963,010
								1,609,816	1,926,020	963,010
1229	Ministry of Climate Change, Environment & Energy		P-WST077-001	Estab. of WRMC - Th.Kandoodhoo	Domestic	P-GOM	New	2,842,400	501,600	-
					Trust fund	T-MGF		2,842,400	501,600	-
1240	Ministry of Islamic Affairs		P-MSQ047-001	Const. of Mosque- Th. Kandoodhoo	Domestic	P-GOM	Pre-tendering	112,914	589,206	550,750
								112,914	589,206	550,750
1264	Department of Judicial Administration		P-CRT023-001	Const. of Magistrate Court- Th. Kandoodhoo	Domestic	P-GOM	Tendering	184,503	2,178,115	677,424
								184,503	2,178,115	677,424
1276	Local Government Authority		P-OFF038-001	Estab. of new council office building - Th. Kandoodhoo	Domestic	P-GOM	New	1,000,000	1,900,000	1,600,000
								1,000,000	1,900,000	1,600,000
1229	Ministry of Climate Change, Environment & Energy		P-MEE062-100	Preparing Outer Island For Sustainable Energy Devel - POISED	Domestic	P-GOM	Ongoing	Expenditure details included under "At multiple Islands"		

Island	BA	Office	Project Code	Project	Fund	Fund details	Status	2024 Approved	2025 Approved	2026 Approved
Th. Vandhoo										
1058	Ministry of Education		P-SCH143-001	Const. of 05 Classroom - Th. Vandhoo	Domestic	P-GOM	Pre-tendering	7,675,768	16,176,800	13,502,195
								200,918	77,099	15,420
								200,918	77,099	15,420
								400,000	2,400,000	800,000
								400,000	2,400,000	800,000
1215	Ministry of Sports, Fitness & Recreation		P-SOC147-001	Devel. of Youth Centre - Th. Vandhoo	Domestic	P-GOM	New	360,000	1,392,000	2,400,000
								360,000	1,392,000	2,400,000
								3,500,000	4,000,000	4,000,000
								3,500,000	4,000,000	4,000,000
								255,453	810,000	130,000
1224	Ministry of Construction & Infrastructure		P-CPT006-001	Coastal Protection - Th. Vandhoo	Trust fund	T-MGF	Pre-tendering	255,453	810,000	130,000
								1,000,000	3,000,000	3,000,000
								1,000,000	3,000,000	3,000,000
								853,638	2,081,852	1,040,926
								853,638	2,081,852	1,040,926
1240	Ministry of Islamic Affairs		P-MSQ020-001	Construction Of Mosque - Th. Vandhoo	Domestic	P-GOM	Tendering	105,759	515,849	515,849
								105,759	515,849	515,849
								1,000,000	1,900,000	1,600,000
								1,000,000	1,900,000	1,600,000
								Expenditure details included under "At multiple Islands"		
1276	Local Government Authority		P-OFF039-001	Estab. of new council office building - Th. Vandhoo	Domestic	P-GOM	New	Expenditure details included under "At multiple Islands"		
								Expenditure details included under "At multiple Islands"		
								17,251,814	21,459,438	14,556,965
								1,667,462	1,829,974	221,709
								1,667,462	1,829,974	221,709
1229	Ministry of Climate Change, Environment & Energy		P-MEE001-114	Maldives Clean Environment Project	Domestic	P-GOM	Ongoing	Expenditure details included under "At multiple Islands"		
								Expenditure details included under "At multiple Islands"		
								17,251,814	21,459,438	14,556,965
								1,667,462	1,829,974	221,709
								1,667,462	1,829,974	221,709
Th. Hirilandhoo										
1058	Ministry of Education		P-SCH081-002	Storey Building & Multi Purpose Hall - Th. Hirilandhoo 3	Domestic	P-GOM	Contracted	1,667,462	1,829,974	221,709
								1,667,462	1,829,974	221,709
								329,670	465,000	132,000
								329,670	465,000	132,000
								1,500,000	3,000,000	3,000,000
1163	Ministry of Health		P-HLT201-001	Upgrading Health Centre - Th. Hirilandhoo	Domestic	P-GOM	Pre-tendering	1,500,000	3,000,000	3,000,000
								1,500,000	3,000,000	3,000,000
								1,500,000	3,000,000	3,000,000
								1,500,000	3,000,000	3,000,000
								1,500,000	3,000,000	3,000,000

Island	BA	Office	Project Code	Project	Fund	Fund details	Status	2024 Approved	2025 Approved	2026 Approved
1215	Ministry of Sports, Fitness & Recreation	P-SPT412-001	Estab. of Football ground- Th.Hirlandhoo				Pre-tendering	174,266	255,000	25,500
			Domestic	P-GOM				174,266	255,000	25,500
			Devel. of Harbor - Th. Hirlandhoo				New	1,500,000	1,000,000	1,000,000
			Domestic	P-GOM				1,500,000	1,000,000	1,000,000
			Land Reclamation - Th.Hirlandhoo				Ongoing	4,079,793	2,790,739	1,432,756
1224	Ministry of Construction & Infrastructure	P-REC013-001	Domestic	P-GOM				4,079,793	2,790,739	1,432,756
			Devel. of roads - Th. Hirlandhoo				New	2,000,000	3,000,000	3,000,000
			Domestic	P-GOM				2,000,000	3,000,000	3,000,000
			Estab. of WRMC - Th.Hirlandhoo				Pre-tendering	4,050,623	3,268,725	145,000
			Trust fund	T-MGF				4,050,623	3,268,725	145,000
1229	Ministry of Climate Change, Environment & Energy	P-FIS042-001	Estab. Of Cold Storage - Th.Hirlandhoo				New	850,000	2,550,000	3,400,000
			Domestic	P-GOM				850,000	2,550,000	3,400,000
			Const. Of Mosque - Th. Hirlandhoo				New	1,100,000	3,300,000	2,200,000
			Domestic	P-GOM				1,100,000	3,300,000	2,200,000
			Establishing Of Police Stations				Contracted	Expenditure details included under "At multiple Islands"		
1224	Ministry of Construction & Infrastructure	P-WAS069-001	Provision of Water Supply & Sewerage Project				Ongoing	Expenditure details included under "At multiple Islands"		
			Maldives Clean Environment Project				Ongoing	Expenditure details included under "At multiple Islands"		
			Preparing Outer Island For Sustainable Energy Devel - POISED				Ongoing	Expenditure details included under "At multiple Islands"		
								12,804,148	21,164,313	9,425,738
								463,667	1,413,491	282,698
1163	Ministry of Health	P-SCH162-001	School 03 Class Room & Multi Purpose Hall - Th.Kinbidhoo				Contracted	463,667	1,413,491	282,698
			Domestic	P-GOM				463,667	1,413,491	282,698
			Health Centre Building - Th. Kinbidhoo				Ongoing	1,710,539	3,400,701	680,140
			Domestic	P-GOM				1,710,539	3,400,701	680,140
			Estab. Of Futsal Ground - Th.Kinbidhoo				Pre-tendering	307,528	450,000	225,000
1215	Ministry of Sports, Fitness & Recreation	P-SPT105-001	Domestic	P-GOM				307,528	450,000	225,000
			Estab. Of Football ground- Th.Kinbidhoo				Contracted	262,424	384,000	192,000
			Domestic	P-GOM				262,424	384,000	192,000
			Preparation Of Football Ground Sub Base - Th.Kinbidhoo				Pre-tendering	295,227	432,000	216,000
			Domestic	P-GOM				295,227	432,000	216,000

Th.Kinbidhoo

Island	BA	Office	Project Code	Project	Fund	Fund details	Status	2024 Approved	2025 Approved	2026 Approved		
1224	Ministry of Construction & Infrastructure	P-HBR162-001	Upgrading Harbour - Th. Kinbidhoo	Domestic	P-GOM		Contracted	266,524	720,000	150,000		
								266,524	720,000	150,000		
								6,228,845	9,207,632	1,679,900		
								6,228,845	9,207,632	1,679,900		
		P-R0D125-001	Devel. of roads - Th. Kinbidhoo	Domestic	P-GOM		New	1,500,000	3,000,000	3,000,000		
								1,500,000	3,000,000	3,000,000		
		P-WAS039-001	Water and Sewerage System - Th.Kinbidhoo	Domestic	P-GOM		Retention	1,100,888	-	-		
								1,100,888	-	-		
		1276	Local Government Authority	P-LCL028-001	Construction Of Council Office - Th.Kinbidhoo	Domestic	P-GOM		Ongoing	668,506	2,156,489	3,000,000
										668,506	2,156,489	3,000,000
1027	Maldives Police Service	P-POL010-001	Establishing Of Police Stations				Contracted	Expenditure details included under "At multiple Islands"				
1229	Ministry of Climate Change, Environment & Energy	P-MEE001-114	Maldives Clean Environment Project				Ongoing	Expenditure details included under "At multiple Islands"				
		P-MEE062-100	Preparing Outer Island For Sustainable Energy Devel - POISED				Ongoing	Expenditure details included under "At multiple Islands"				
1532	Ministry of Dhivehi Language, Culture & Heritage	P-CLT002-001	Estab. Of Site Museums & Maintenance of Cultural Sites				Pre-tendering	Expenditure details included under "At multiple Islands"				
Th.Omadhoo												
1058	Ministry of Education	P-SCH083-001	School 3 Storey Building & Wall - Th.Omadhoo	Domestic	P-GOM		Ongoing	11,992,379	32,271,855	35,498,956		
								3,579,976	5,303,142	627,231		
1163	Ministry of Health	P-HLT232-001	Estab. New Health Centre - Th.Omadhoo	Domestic	P-GOM		New	3,579,976	5,303,142	627,231		
								1,000,000	1,000,000	875,000		
1215	Ministry of Sports, Fitness & Recreation	P-SOC089-001	Devel. of Youth Centre - Th.Omadhoo	Domestic	P-GOM		Ongoing	1,000,000	1,000,000	875,000		
								583,757	105,000	70,000		
		P-SPT326-001	Estab. of Handball Court - TH.Omadhoo	Domestic	P-GOM		Pre-tendering	583,757	105,000	70,000		
								125,472	183,600	18,360		
1224	Ministry of Construction & Infrastructure	P-REC056-001	Land Reclamation & Coastal Protection- Th.Omadhoo	Domestic	P-GOM		New	125,472	183,600	18,360		
								1,500,000	8,881,920	12,336,000		
		P-R0D091-001	Const. of road- Th.Omadhoo	Domestic	P-GOM		New	1,500,000	8,881,920	12,336,000		
								1,524,016	13,500,000	19,923,268		
1163	Ministry of Health	P-WAS090-001	Estab. Water & Sewerage System - Th.Omadhoo	Domestic	P-GOM		Ongoing	1,524,016	13,500,000	19,923,268		
								3,679,158	3,298,193	1,649,097		
		P-HLT090-001	Construction Of Portico And Garage For Health Centres	Domestic	P-GOM		Ongoing	3,679,158	3,298,193	1,649,097		
								Expenditure details included under "At multiple Islands"				

Island	BA	Office	Project Code	Project	Fund	Fund details	Status	2024 Approved	2025 Approved	2026 Approved
1229	Ministry of Climate Change, Environment & Energy	P-MEE001-114	Maldives Clean Environment Project				Ongoing	Expenditure details included under "At multiple islands"		
		P-MEE062-100	Preparing Outer Island For Sustainable Energy Devel - POISED				Ongoing	Expenditure details included under "At multiple islands"		
Th.Dhiyamiigili										
1058	Ministry of Education	P-SCH144-001	Const. of 10 Classroom - Th.Dhiyamiigili	Domestic	P-GOM		Contracted	14,086,928	31,889,272	31,522,508
								1,948,340	328,958	308,398
1163	Ministry of Health	P-HLT166-001	Upgrading Health Centre - Th.Dhiyamiigili	Domestic	P-GOM		Ongoing	1,948,340	328,958	308,398
								526,488	513,600	-
								526,488	513,600	-
1215	Ministry of Sports, Fitness & Recreation	P-SPT107-001	Devel. of Football Ground - Th.Dhiyamiigili	Domestic	P-GOM		Contracted	319,829	468,000	234,000
								319,829	468,000	234,000
1224	Ministry of Construction & Infrastructure	P-CPT041-001	Coastal Protection - Th.Dhiyamiigili	Domestic	P-GOM		Contracted	1,584,776	3,474,627	2,316,418
				Trust fund	T-MGF			1,584,776	3,474,627	2,316,418
		P-ROD090-001	Const. of road- Th.Dhiyamiigili	Domestic	P-GOM		New	3,724,016	15,716,670	19,923,268
								3,724,016	15,716,670	19,923,268
		P-ROD101-001	Estab. Causeway - (Th. Dhiyamiigili - Th. Madifushi)	Domestic	P-GOM		New	796,813	6,000,000	6,000,000
				Domestic	P-GOM			796,813	6,000,000	6,000,000
		P-WAT017-001	Water Supply System - Th.Dhiyamiigili	Trust fund	T-MGF		Ongoing	1,669,088	2,410,098	2,006,946
								1,669,088	2,410,098	2,006,946
1229	Ministry of Climate Change, Environment & Energy	P-WST076-001	Estab. of WRMC - Th.Dhiyamiigili	Trust fund	T-MGF		New	2,842,400	501,600	-
								2,842,400	501,600	-
1240	Ministry of Islamic Affairs	P-MSQ029-001	Completion Of Mosque - Th.Dhiyamiigili	Domestic	P-GOM		Ongoing	516,509	783,451	-
								516,509	783,451	-
1264	Department of Judicial Administration	P-CRT024-001	Const. of Magistrate Court- Th.Dhiyamiigili	Domestic	P-GOM		Tendering	158,669	1,692,268	733,478
								158,669	1,692,268	733,478
1229	Ministry of Climate Change, Environment & Energy	P-MEE062-100	Preparing Outer Island For Sustainable Energy Devel - POISED				Ongoing	Expenditure details included under "At multiple islands"		
Th.Guraidhoo										
1058	Ministry of Education	P-SCH024-001	Multi Purpose Hall - Th. Guraidhoo	Domestic	P-GOM		Contracted	11,417,175	18,086,728	70,087,229
								254,223	1,150,000	126,500
								254,223	1,150,000	126,500
		P-SCH086-001	School Building (6 Class, Counseling & Health) - Th. Atoll	Domestic	P-GOM		Contracted	336,231	2,150,000	700,000
								336,231	2,150,000	700,000

Island	BA	Office	Project Code	Project	Fund	Fund details	Status	2024 Approved	2025 Approved	2026 Approved
1163	Ministry of Health		P-HLT150-001	Upgrading Health Centre - Th. Guraidhoo			Ongoing	475,644	232,000	-
				Domestic	P-GOM			475,644	232,000	-
			P-HLT214-001	Hospital New Building - Th. Guraidhoo			New	7,000,000	7,558,094	67,863,332
				Domestic	P-GOM			7,000,000	7,558,094	67,863,332
1215	Ministry of Sports, Fitness & Recreation		P-SPT494-001	Devel. of Football ground - Th. Guraidhoo			Awarded	489,040	178,901	120,000
				Domestic	P-GOM			489,040	178,901	120,000
1224	Ministry of Construction & Infrastructure		P-HBR026-001	Reconstruction of Harbour - Th. Guraidhoo			Retention	1,886,822	-	-
				Domestic	P-GOM			1,886,822	-	-
1264	Department of Judicial Administration		P-ROD005-001	Road Construction - Th. Guraidhoo			Pre-tendering	230,277	4,680,000	936,000
				Domestic	P-GOM			230,277	4,680,000	936,000
			P-CRT001-001	Construction Of Magistrate Court - Th. Guraidhoo			Ongoing	744,938	2,137,733	341,397
				Domestic	P-GOM			744,938	2,137,733	341,397
1027	Maldives Police Service		P-POL010-001	Establishing Of Police Stations			Contracted	Expenditure details included under "At multiple Islands"		
1229	Ministry of Climate Change, Environment & Energy		P-MEE001-114	Maldives Clean Environment Project			Ongoing	Expenditure details included under "At multiple Islands"		
			P-MEE062-100	Preparing Outer Island For Sustainable Energy Devel - POISED			Ongoing	Expenditure details included under "At multiple Islands"		
Th. Gaadhiffushi								16,367,397	25,071,807	39,138,000
1058	Ministry of Education		P-SCH100-001	School Building (10 Classroom) - Th. Gaadhiffushi			Contracted	185,337	2,150,000	210,000
				Domestic	P-GOM			185,337	2,150,000	210,000
1215	Ministry of Sports, Fitness & Recreation		P-SPT502-001	Estab. Sport Complex - Th. Gaadhiffushi			New	960,000	4,800,000	1,920,000
				Domestic	P-GOM			960,000	4,800,000	1,920,000
1224	Ministry of Construction & Infrastructure		P-CPT043-001	Coastal Protection - Th. Gaadhiffushi			Retention	1,014,212	-	-
				Trust fund	T-MGF			1,014,212	-	-
			P-HBR168-001	Upgrading Harbour - Th. Gaadhiffushi			Ongoing	3,555,428	4,415,407	-
				Domestic	P-GOM			3,555,428	4,415,407	-
1229	Ministry of Climate Change, Environment & Energy		P-REC039-001	Land Reclamation- Th. Gaadhiffushi			New	6,995,746	13,204,800	37,008,000
				Domestic	P-GOM			6,995,746	13,204,800	37,008,000
			P-WAS038-001	Water and Sewerage System- Th. Gaadhiffushi			Retention	814,274	-	-
				Trust fund	T-MGF			814,274	-	-
1229	Ministry of Climate Change, Environment & Energy		P-WST078-001	Estab. of WRMC - Th. Gaadhiffushi			New	2,842,400	501,600	-
				Trust fund	T-MGF			2,842,400	501,600	-

Island	BA	Office	Project Code	Project	Fund	Fund details	Status	2024 Approved	2025 Approved	2026 Approved
L.Islhoo			P-MEE062-100	Preparing Outer Island For Sustainable Energy Devel - L.Islhoo			Ongoing	Expenditure details included under "At multiple Islands"		
								13,298,568	29,554,700	122,112,978
	1215	Ministry of Sports, Fitness & Recreation	P-SOC036-001	Devel. of Youth Centre - L.Islhoo	Domestic	P-GOM	Contracted	1,812,210	845,853	140,975
			P-SPT579-001	Devel. of Indoor Badminton Court - L.Islhoo	Domestic	P-GOM	New	1,812,210	845,853	140,975
								400,000	-	-
								400,000	-	-
	1224	Ministry of Construction & Infrastructure	P-HBR028-001	Upgrading of Harbour - L.Islhoo	Domestic	P-GOM	Contracted	2,124,586	6,508,530	-
								2,124,586	6,508,530	-
			PRD0063-001	Const. of road- L.Islhoo	Domestic	P-GOM	New	6,272,999	19,000,000	119,999,985
								6,272,999	19,000,000	119,999,985
L.Dhan'bidhoo			P-SAN040-001	Upgrading sewerage system - L.Islhoo	Domestic	P-GOM	New	1,500,000	1,000,000	1,000,000
								1,500,000	1,000,000	1,000,000
	1240	Ministry of Islamic Affairs	P-MSQ032-001	Construction Of Mosque - L.Islhoo	Domestic	P-GOM	Awarded	171,301	835,540	835,540
								171,301	835,540	835,540
	1276	Local Government Authority	P-LCL002-001	Const. of Council Office - L.Islhoo	Domestic	P-GOM	Ongoing	1,017,472	1,364,777	136,478
								1,017,472	1,364,777	136,478
	1027	Maldives Police Service	P-POL010-001	Establishing Of Police Stations			Contracted	Expenditure details included under "At multiple Islands"		
	1224	Ministry of Construction & Infrastructure	P-WAS069-001	Provision of Water Supply & Sewerage Project			Ongoing	Expenditure details included under "At multiple Islands"		
	1229	Ministry of Climate Change, Environment & Energy	P-CPT048-001	Building Climate Resilient Safer Islands			Pre-tendering	Expenditure details included under "At multiple Islands"		
			P-RNW001-001	AREISE Project			Ongoing	Expenditure details included under "At multiple Islands"		
L.Dhan'bidhoo								10,323,108	20,279,983	23,932,199
	1058	Ministry of Education	P-SCH209-001	Estab. of Multipurpose hall and classrooms- L.Dhanbidhoo	Domestic	P-GOM	Contracted	459,242	1,400,000	280,000
								459,242	1,400,000	280,000
	1215	Ministry of Sports, Fitness & Recreation	P-SOC025-001	Devel. of Youth Centre - L.Dhanbidhoo	Domestic	P-GOM	Tendering	313,679	76,500	191,250
								313,679	76,500	191,250
			P-SPT287-001	Devel. of Outdoor Gym - L.Dhanbidhoo	Domestic	P-GOM	Tendering	82,008	80,000	50,000
								82,008	80,000	50,000
			P-SPT322-001	Estab. of Futsal Ground - L.Dhanbidhoo	Domestic	P-GOM	Retention	133,672	-	-
								133,672	-	-
								133,672	-	-

Island	BA	Office	Project Code	Project	Fund	Fund details	Status	2024 Approved	2025 Approved	2026 Approved
1224	Ministry of Construction & Infrastructure		P-RO0087-001	Upgrading Roads - L.Dhanbaidhoo	Domestic	P-GOM	New	4,668,236	14,216,670	21,423,268
								4,668,236	14,216,670	21,423,268
			P-SOC130-001	Devel. of Childrens Park - L.Dhanbaidhoo	Domestic	P-GOM	New	602,910	602,910	-
								602,910	602,910	-
			P-WAT047-001	Estab. Water System - L.Dhanbaidhoo	Domestic	P-GOM	Retention	1,094,090	-	-
1240	Ministry of Islamic Affairs				Domestic	P-GOM		1,094,090	-	-
			P-MSQ042-001	Const. of Mosque- L.Dhanbaidhoo	Domestic	P-GOM	Awarded	1,941,081	2,524,751	1,849,766
								1,941,081	2,524,751	1,849,766
1276	Local Government Authority		PLCL026-001	Construction Of Council Office - L.Dhanbaidhoo	Domestic	P-GOM	Ongoing	1,028,190	1,379,152	137,915
1224	Ministry of Construction & Infrastructure		P-RO0009-001	Estb. Causeway -L.Kalaidhoo/L.Dhanbaidhoo	Domestic	P-GOM	Contracted	1,028,190	1,379,152	137,915
								Expenditure details included under "At multiple Islands"		
1229	Ministry of Climate Change, Environment & Energy		P-MEE001-114	Maldives Clean Environment Project			Ongoing			
L.Maabaidhoo			P-RNW001-001	AREISE Project			Ongoing			
								3,122,734	6,701,372	7,287,728
1215	Ministry of Sports, Fitness & Recreation		P-SPT257-001	Estab. of Surf Track - L.Maabaidhoo	Domestic	P-GOM	Pre-tendering	147,614	216,000	21,600
								147,614	216,000	21,600
			P-SPT478-001	Devel. of Futsal Ground - L.Maabaidhoo	Domestic	P-GOM	Contracted	786,025	273,851	136,926
								786,025	273,851	136,926
			P-SPT496-001	Devel. of Football ground - L.Maabaidhoo	Domestic	P-GOM	Tendering	261,399	625,000	125,000
								261,399	625,000	125,000
1224	Ministry of Construction & Infrastructure		P-CPT075-001	Coastal Protection - L.Maabaidhoo	Domestic	P-GOM	Pre-tendering	304,248	1,624,000	2,800,000
1233	Ministry of Fisheries & Ocean Resources				Domestic	P-GOM		304,248	1,624,000	2,800,000
			P-FIS017-001	Estab. Ice Plant - L.Maabaidhoo	Domestic	P-GOM	Retention	302,608	-	-
								302,608	-	-
1240	Ministry of Islamic Affairs		P-FIS045-001	Estab. Ice Plant - L.Maabaidhoo	Domestic	P-GOM	New	480,000	1,440,000	-
								480,000	1,440,000	-
1240	Ministry of Islamic Affairs		P-SOC128-001	Devel. of Quran Centre - L.Maabaidhoo	Domestic	P-GOM	New	840,840	2,522,521	4,204,202
1224	Ministry of Construction & Infrastructure							840,840	2,522,521	4,204,202
1229	Ministry of Climate Change, Environment & Energy		P-WAS069-001	Provision of Water Supply & Sewerage Project			Ongoing			
1229	Ministry of Climate Change, Environment & Energy		P-RNW001-001	AREISE Project			Ongoing			
								Expenditure details included under "At multiple Islands"		
								Expenditure details included under "At multiple Islands"		

Island	BA	Office	Project Code	Project	Fund	Fund details	Status	2024 Approved	2025 Approved	2026 Approved
L.Kalaidhoo										
1058	Ministry of Education		P-SCH145-001	Const. of 3 Classroom & Science Lab - L.Kalaidhoo	Domestic	P-GOM	Contracted	3,946,634	3,881,280	760,336
						P-GOM		393,636	61,680	12,336
						P-GOM		393,636	61,680	12,336
1215	Ministry of Sports, Fitness & Recreation		P-SPT207-001	Devel. of Outdoor Gym - L.Kalaidhoo	Domestic	P-GOM	On-going	660,161	161,000	70,000
						P-GOM		660,161	161,000	70,000
			P-SPT477-001	Finishing Badminton Hall - L.Kalaidhoo	Domestic	P-GOM	On-going	848,778	724,500	207,000
						P-GOM		848,778	724,500	207,000
1224	Ministry of Construction & Infrastructure		P-HBR113-001	Devel. of Harbour - L.Kalaidhoo	Domestic	P-GOM	Pre-tendering	266,524	720,000	150,000
						P-GOM		266,524	720,000	150,000
1240	Ministry of Islamic Affairs		P-MIA001-078	Construction Of Mosque - L.Kalaidhoo	Domestic	P-GOM	On-going	984,090	620,000	321,000
						P-GOM		984,090	620,000	321,000
1276	Local Government Authority		P-LCL027-001	Construction Of Council Office - L.Kalaidhoo	Domestic	P-GOM	On-going	793,445	1,594,100	-
						P-GOM		793,445	1,594,100	-
1224	Ministry of Construction & Infrastructure		P-ROD009-001	Estb. Causeway -L.Kalaidhoo/L.Dhanbidhoo			Contracted	Expenditure details included under "At multiple islands"		
			P-WAS069-001	Provision of Water Supply & Sewerage Project			On-going	Expenditure details included under "At multiple islands"		
1229	Ministry of Climate Change, Environment & Energy		P-RNW001-001	AREISE Project			On-going	Expenditure details included under "At multiple islands"		
L.Mundoo										
1215	Ministry of Sports, Fitness & Recreation		P-SOC061-001	Devel. of Childrens Park - L.Mundoo	Domestic	P-GOM	Contracted	3,348,014	4,384,479	1,997,239
						P-GOM		287,026	105,000	17,500
						P-GOM		287,026	105,000	17,500
1224	Ministry of Construction & Infrastructure		P-DRG013-001	Estab. Water & Sewerage System - L.Mundoo	Domestic	P-GOM	On-going	2,819,066	3,599,479	1,799,739
						P-GOM		2,819,066	3,599,479	1,799,739
			P-HTE011-023	Devel. of Harbour - L.Mundoo	Domestic	P-GOM	Pre-tendering	241,922	680,000	180,000
						P-GOM		241,922	680,000	180,000
L.Gan										
1027	Maldives Police Service		P-MPS020-001	Finishing of Police Accomodation - L.Gan	Domestic	P-GOM	On-going	79,167,244	82,524,781	124,803,069
						P-GOM		1,917,374	4,912,911	1,965,164
						P-GOM		1,917,374	4,912,911	1,965,164
1058	Ministry of Education		P-SCH090-001	Ihalhdhoo School 6 Class & Mukurimagu School Office	Domestic	P-GOM	Retention	310,000	-	-
						P-GOM		310,000	-	-

Island	BA	Office	Project Code	Project	Fund	Fund details	Status	2024 Approved	2025 Approved	2026 Approved
1130	Maldives National University		P-SCH154-002	Const. of Hamad bin Al' Saanee school (12 classroom) - L.Gan	Domestic	P-GOM	Contracted	1,410,871	1,603,668	194,291
			P-UNI013-001	Estab. A Tourism Training Facility - L.Atoll	Domestic	P-GOM	Pre-tendering	238,547	1,346,688	-
			P-UNI019-001	Estab. Of University Campus - L. Gan	Domestic	P-GOM	New	1,500,000	4,500,000	-
			P-HLT067-002	Tertiary Hospital Building - L.Gan	Domestic	P-GOM	Pre-tendering	319,829	468,000	117,000
			P-HLT080-002	Dev. of New Tertiary Hospital - L.Gan	Domestic	P-GOM	Pre-tendering	14,491,139	10,728,687	37,650,549
1172	Laamu Gan Regional Hospital		P-HLT092-001	Estab. Medical Store Cold Storeroom - L.Gan	Loan	X-KSA	Contracted	442,841	-	-
			P-HLT093-001	Estab. Medical Store Warehouse - L.Gan	Domestic	P-GOM	Contracted	235,591	-	-
			P-HLT096-001	Estab. Of PCR Lab - L. Gan	Domestic	P-GOM	Retention	366,609	-	-
			P-HLT103-001	Extension of Water Storage - L.Gan	Domestic	P-GOM	Pre-tendering	106,610	624,000	156,000
			P-HLT154-001	Estab. Mental Service Unit - L.Gan	Domestic	P-GOM	Contracted	369,034	540,000	135,000
1215	Ministry of Sports, Fitness & Recreation		P-SOC100-001	Devel. of Synthetic Track - L.Gan	Domestic	P-GOM	Pre-tendering	348,532	2,125,000	425,000
			P-SOC102-001	Devel. of Childrens Park - L.Gan Mathimaradhoo	Domestic	P-GOM	Tendering	164,015	260,000	100,000
			P-SPT112-001	Upgrading Zone Stadium - L.Gan	Domestic	P-GOM	Retention	107,590	-	-
			P-SPT323-001	Estab. of Futsal Ground - L. Gan	Domestic	P-GOM	Retention	66,453	-	-
			P-SPT328-001	Estab. of Indoor Complex for New Settlement - L. Gan	Domestic	P-GOM	Pre-tendering	314,909	460,800	46,080

Island	BA	Office	Project Code	Project	Fund	Fund details	Status	2024 Approved	2025 Approved	2026 Approved
1224	Ministry of Construction & Infrastructure	P-SPT427-001	Estab. of Volley Court - L.Gan	Domestic	P-GOM	Tendering		209,119	500,000	100,000
								209,119	500,000	100,000
		P-CPT074-001	Coastal Protection - L.Gan	Domestic	P-GOM	Contracted		3,165,382	14,550,884	10,937,201
								3,165,382	14,550,884	10,937,201
		P-HBR096-001	Upgrading Harbour - L.Gan	Domestic	P-GOM	Retention		1,408,747	-	-
								1,408,747	-	-
		P-HBR181-001	Devel. of Southern Harbour - L.Gan	Domestic	P-GOM	New		5,000,000	14,216,670	31,423,268
								5,000,000	14,216,670	31,423,268
		P-HLT073-001	Const. of Cancer Hospital - L.Gan	Loan	X-INEX	Tendering		36,882,078	10,670,000	35,150,100
								36,513,044	10,130,000	34,772,100
1240	Ministry of Islamic Affairs			Domestic	P-GOM		369,034	540,000	378,000	
		P-ROD008-001	Road Construction - L.Gan	Domestic	P-GOM	On-going		3,927,121	10,540,177	1,547,790
								3,927,121	10,540,177	1,547,790
		P-SAN039-001	Upg. Sewerage System at New Settlement - L.Gan	Domestic	P-GOM	Awarded		1,387,399	2,383,589	4,595,626
								1,387,399	2,383,589	4,595,626
1529	Ministry of Housing, Land & Urban Development	P-MSQ035-001	Const. of Mosque in New Settlement - L.Gan	Domestic	P-GOM	On-going		1,578,972	859,735	-
								1,578,972	859,735	-
		P-HOU031-002	Const.Of 100 Housing units - L.Gan	Domestic	P-GOM	On-going		2,768,482	843,972	-
								2,768,482	843,972	-
		P-HOU054-001	Const.Of Housing units - L.Gan	Domestic	P-GOM	New		130,000	390,000	260,000
1027	Ministry of Climate Change, Environment & Energy			Domestic	P-GOM		130,000	390,000	260,000	
		P-POL010-001	Establishing Of Police Stations			Contracted		Expenditure details included under "At multiple islands"		
		P-WAS069-001	Provision of Water Supply & Sewerage Project			On-going		Expenditure details included under "At multiple islands"		
		P-CPT048-001	Building Climate Resilient Safer Islands			Pre-tendering		Expenditure details included under "At multiple islands"		
		P-MEE001-114	Maldives Clean Environment Project			On-going		Expenditure details included under "At multiple islands"		
L.Fonadhoo			PRNW001-001	AREISE Project			On-going	Expenditure details included under "At multiple islands"		
								29,326,141	65,131,380	78,187,344
1014	National Disaster Management Authority	P-OTH003-001	Estab. of State of Art Regional Emergency Operation Centre	Domestic	P-GOM	Pre-tendering		411,625	2,218,539	221,854

Island	BA	Office	Project Code	Project	Fund	Fund details	Status	2024	2025	2026
								Approved	Approved	Approved
1016	Ministry of Homeland Security & Technology	Maldives Police Service	P-PEN004-001	Estab. Of Juvenile Justice Unit - L.Fonadhoo	Domestic	P-GOM	Pre-tendering	181,700	1,864,521	511,352
1027			P-POL006-001	Const. of Police Station Building - L.Fonadhoo	Domestic	P-GOM	Ongoing	181,700	1,864,521	511,352
1058	Ministry of Education		P-SCH105-001	School Building (12 Classroom) - L.Fonadhoo	Domestic	P-GOM	Pre-tendering	1,787,168	5,298,789	2,119,516
1130	Maldives National University	Maldives Islamic University	P-UNI018-001	Estab. Of University Campus and Language school - L.Fonadhoo	Domestic	P-GOM	New	237,822	1,750,000	210,000
1141			P-UNI025-001	Devel. of Campus - L.Fonadhoo	Domestic	P-GOM	New	237,822	1,750,000	210,000
1215	Ministry of Sports, Fitness & Recreation		P-SOC083-001	Devel. of Youth Centre in L.Fonadhoo	Domestic	P-GOM	Contracted	1,930,354	5,791,062	-
			P-SPT281-001	Devel. of Football Ground - L.Fonadhoo	Domestic	P-GOM	Retention	2,500,000	-	-
			P-SPT433-001	Devel. of Futsal Ground - L.Fonadhoo	Domestic	P-GOM	Pre-tendering	2,500,000	-	-
			P-SPT511-001	Estab.Sport Complex - L.Fonadhoo	Domestic	P-GOM	New	1,956,284	898,558	149,760
			P-HBR183-001	Upgrading Harbour - L.Fonadhoo	Domestic	P-GOM	New	107,238	-	-
			P-HBR208-001	Devel. of Transshipment and International Port - L. Fonadhoo	Domestic	P-GOM	Pre-tendering	107,238	-	-
			P-OFF009-001	Const. Of Office Complex - L.Fonadhoo	Domestic	P-GOM	Pre-tendering	125,472	183,600	18,360
			P-REC040-001	Land Reclamation & estab. Social Housing - L.Fonadhoo	Domestic	P-GOM	New	125,472	183,600	18,360
			P-RD0018-002	Road Construction (Phase2) - L. Fonadhoo	Domestic	P-GOM	Ongoing	960,000	2,880,000	-
			P-RD0104-001	Estab. Causeway - (L. Fonadhoo - L.Gaadhoo)	Domestic	P-GOM	New	960,000	2,880,000	-
								4,000,000	10,000,000	6,000,000
								4,000,000	10,000,000	6,000,000
								6,000,000	9,000,000	6,000,000
								6,000,000	9,000,000	6,000,000
								123,011	150,000	-
								123,011	150,000	-
								4,600,000	9,504,000	30,840,000
								4,600,000	9,504,000	30,840,000
								2,807,061	6,592,311	26,716,502
								2,807,061	6,592,311	26,716,502
								398,406	3,000,000	3,000,000
								398,406	3,000,000	3,000,000

Island	BA	Office	Project Code	Project	Fund	Fund details	Status	2024 Approved	2025 Approved	2026 Approved
1276	Local Government Authority		P-LCL031-001	Const. of Council Office Building - L.Fonadhoo	Domestic	P-GOM	New	1,200,000	6,000,000	2,400,000
								1,200,000	6,000,000	2,400,000
1229	Ministry of Climate Change, Environment & Energy		P-CPT048-001	Building Climate Resilient Safer Islands			Pre-tendering	Expenditure details included under "At multiple Islands"		
			P-MEE001-114	Maldives Clean Environment Project			On-going	Expenditure details included under "At multiple Islands"		
			P-RNW001-001	AREISE Project			On-going	Expenditure details included under "At multiple Islands"		
			P-WST035-001	Estab.Syst. For Bio-Treatment Of Orgnc.Waste Zones 4 & 5			Pre-tendering	Expenditure details included under "At multiple Islands"		
L.Maamendhoo								18,082,371	39,293,955	65,987,185
1058	Ministry of Education		P-SCH205-001	Estab. of Multipurpose hall- L.Maamendhoo	Domestic	P-GOM	Contracted	442,841	1,350,000	270,000
								442,841	1,350,000	270,000
1215	Ministry of Sports, Fitness & Recreation		P-SPT111-001	Devel. of Football Ground - L.Maamendhoo	Domestic	P-GOM	Contracted	1,482,197	1,287,397	1,157,699
								1,482,197	1,287,397	1,157,699
			P-SPT438-001	Devel. of Volley Court - L.Maamendhoo	Domestic	P-GOM	Contracted	788,851	274,836	137,418
								788,851	274,836	137,418
1224	Ministry of Construction & Infrastructure		P-CPT076-001	Coastal Protection - L.Maamendhoo	Domestic	P-GOM	Pre-tendering	258,324	1,624,000	2,800,000
								258,324	1,624,000	2,800,000
			P-HBR106-001	Upgrading Harbour - L.Maamendhoo	Domestic	P-GOM	Contracted	241,922	680,000	180,000
								241,922	680,000	180,000
			P-REC041-001	Land Reclamation - L.Maamendhoo	Domestic	P-GOM	New	5,600,000	10,861,052	10,018,800
								5,600,000	10,861,052	10,018,800
			P-RD086-001	Const. of road- L.Maamendhoo	Domestic	P-GOM	New	4,668,236	14,216,670	21,423,268
								4,668,236	14,216,670	21,423,268
1529	Ministry of Housing, Land & Urban Development		P-HOU057-001	Devel. of Social Housing Project - L.Maamendhoo	Domestic	P-GOM	New	4,600,000	9,000,000	30,000,000
								4,600,000	9,000,000	30,000,000
1027	Maldives Police Service		P-POL010-001	Establishing Of Police Stations			Contracted	Expenditure details included under "At multiple Islands"		
1224	Ministry of Construction & Infrastructure		P-WAS069-001	Provision of Water Supply & Sewerage Project			On-going	Expenditure details included under "At multiple Islands"		
1229	Ministry of Climate Change, Environment & Energy		P-CPT048-001	Building Climate Resilient Safer Islands			Pre-tendering	Expenditure details included under "At multiple Islands"		
			P-MEE001-114	Maldives Clean Environment Project			On-going	Expenditure details included under "At multiple Islands"		
			P-RNW001-001	AREISE Project			On-going	Expenditure details included under "At multiple Islands"		
1233	Ministry of Fisheries & Ocean Resources		P-FIS004-001	Fisheries Sector Development Project			On-going	Expenditure details included under "At multiple Islands"		

Island	BA	Office	Project Code	Project	Fund	Fund details	Status	2024 Approved	2025 Approved	2026 Approved
L.Maavah										
1058	Ministry of Education		P-SCH089-001	School Building (9 Classroom) - L. Maavah	Domestic	P-GOM	Contracted	23,153,235	56,661,432	43,498,355
								185,337	1,750,000	192,500
			P-SCH089-002	Estab. of School-L. Maavah	Domestic	P-GOM	Pre-tendering	185,337	1,750,000	192,500
								205,019	1,750,000	700,000
			P-SCH255-001	Upgrading School Office - L. Maavah	Domestic	P-GOM	New	205,019	1,750,000	700,000
1163	Ministry of Health		P-HLT245-001	Estab. New Health Centre - L. Maavah	Domestic	P-GOM	New	1,050,000	5,250,000	2,100,000
								1,050,000	5,250,000	2,100,000
			P-HLT245-001	Estab. New Health Centre - L. Maavah	Domestic	P-GOM	New	1,000,000	1,200,000	420,000
								1,000,000	1,200,000	420,000
								1,120,000	5,600,000	3,360,000
1215	Ministry of Sports, Fitness & Recreation		P-SPT537-001	Football,Futsal Ground and Two Indoor Volley Court- L. Maavah	Domestic	P-GOM	New	1,120,000	5,600,000	3,360,000
								1,120,000	5,600,000	3,360,000
			P-CPT103-001	Coastal Protection - B. Kamadhoo	Domestic	P-GOM	New	4,600,000	8,100,000	11,250,000
								4,600,000	8,100,000	11,250,000
								378,000	415,800	498,960
1224	Ministry of Construction & Infrastructure		P-DRG020-001	Devel. of Flood Mitigation System in Laamu Atoll Maavah	Trust fund	T-MGF	Pre-tendering	378,000	415,800	498,960
								378,000	415,800	498,960
			P-HBR185-001	Upgrading Harbour - L. Maavah	Domestic	P-GOM	New	3,500,000	7,500,000	4,500,000
								3,500,000	7,500,000	4,500,000
							P-REC014-001	Land Reclamation - L. Maavah	Domestic	P-GOM
1233	Ministry of Fisheries & Ocean Resources		P-RD057-001	Devel. of the Roads - L. Maavah	Domestic	P-GOM	Awarded	3,509,494	7,924,959	792,496
								7,197,287	14,682,499	17,693,859
			P-FIS038-001	Establishment of Ice Plant - L. Maavah	Domestic	P-GOM	Contracted	7,197,287	14,682,499	17,693,859
								408,098	2,488,174	1,990,540
							P-POL010-001	Establishing Of Police Stations	Domestic	P-GOM
1027	Maldives Police Service		P-POL010-001	Establishing Of Police Stations			Contracted	Expenditure details included under "At multiple Islands"		
1229	Ministry of Climate Change, Environment & Energy		P-RNW001-001	AREISE Project			On-going	Expenditure details included under "At multiple Islands"		
L.Hithadhoo										
1058	Ministry of Education		P-SCH087-001	School 2 Storey Building (4 Class) - L.Hithadhoo	Domestic	P-GOM	Contracted	17,134,963	37,685,642	53,632,357
								305,226	-	-

Island	BA	Office	Project Code	Project	Fund	Fund details	Status	2024 Approved	2025 Approved	2026 Approved
L. Kunahandhoo	1163	Ministry of Health	P-SCH243-001	School Building (Multi Purp. Hall) - L.Hithadhoo	Domestic	P-GOM	New	800,000	2,400,000	1,600,000
			P-HLT225-001	Estab. New Health Centre - L.Hithadhoo	Domestic	P-GOM	New	1,000,000	2,000,000	1,750,000
	1215	Ministry of Sports, Fitness & Recreation	P-SPT325-001	Estab. of Handball Court - L.Hithadhoo	Domestic	P-GOM	Contracted	773,531	269,498	134,749
				Domestic	P-GOM		773,531	269,498	134,749	
	1224	Ministry of Construction & Infrastructure	P-ROD010-001	Estab. Causeway - L.Hithadhoo/L.Mendhoo	Domestic	P-GOM	Contracted	7,596,950	17,852,242	32,721,608
				Domestic	P-GOM		7,596,950	17,852,242	32,721,608	
		P-ROD099-001	Const. of road- L.Hithadhoo	Domestic	P-GOM	New	996,016	7,500,000	7,500,000	
			Domestic	P-GOM		996,016	7,500,000	7,500,000		
		P-WAS043-001	Water and Sewerage System - L.Hithadhoo	Domestic	P-GOM	On-going	5,663,240	7,663,902	9,926,000	
			Domestic	P-GOM		5,663,240	7,663,902	9,926,000		
1163	Ministry of Health	P-HLT090-001	Construction Of Portico And Garage For Health Centres		On-going	Expenditure details included under "At multiple islands"				
		P-RNW001-001	AREISE Project		On-going	Expenditure details included under "At multiple islands"				
1058	Ministry of Education	P-SCH088-003	Construction Of 4 School Classroom - L. Kunahandhoo		Contracted	262,424	1,150,000	126,500		
1163	Ministry of Health	P-HLT254-001	Devel. of Laboratory - L. Kunahandhoo	Domestic	P-GOM	New	1,000,000	1,200,000	100,000	
			Domestic	P-GOM		1,000,000	1,200,000	100,000		
		P-HLT265-001	Upgrading of Health Center - L. Kunahandhoo	Domestic	P-GOM	New	2,000,000	3,000,000	3,000,000	
			Domestic	P-GOM		2,000,000	3,000,000	3,000,000		
1215	Ministry of Sports, Fitness & Recreation	P-SOC156-001	Devel. of Outdoor Gym - L.Kunahandhoo	Domestic	P-GOM	New	137,500	112,500	-	
			Domestic	P-GOM		137,500	112,500	-		
		P-SPT324-001	Estab. of Futsal Ground - L. Kunahandhoo	Domestic	P-GOM	Retention	133,672	-	-	
			Domestic	P-GOM		133,672	-	-		
1224	Ministry of Construction & Infrastructure	P-SPT529-001	Estab. Volley Court - L.kunahandhoo	Domestic	P-GOM	New	130,000	715,000	260,000	
			Domestic	P-GOM		130,000	715,000	260,000		
1229	Ministry of Climate Change, Environment & Energy	P-WAS042-001	Estab. Of University Campus and Language school - L. Fonadhoo	Domestic	P-GOM	On-going	2,842,345	5,782,242	2,891,121	
			Domestic	P-GOM		2,842,345	5,782,242	2,891,121		

Island	BA	Office	Project Code	Project	Fund	Fund details	Status	2024 Approved	2025 Approved	2026 Approved
L.Kadhdhoo										
1224	Ministry of Construction & Infrastructure	P-AIR006-001	Estab. airports at Multiple Islands				Contracted	Expenditure details included under "At multiple Islands"		
GA.Kolamaafushi										
1058	Ministry of Education	P-SCH091-001	School Building (Multi Purp. Hall) - GA.Atoll	Domestic	P-GOM		Contracted	11,400,776	31,008,717	8,065,406
1163	Ministry of Health	P-HLT202-001	Upgrading Health Centre - GA.Kolamaafushi	Domestic	P-GOM		Tendering	1,310,290	2,483,400	300,873
1215	Ministry of Sports, Fitness & Recreation	P-SOC084-001	Devel. of Youth Centre in GA.Kolamaafushi	Domestic	P-GOM		Contracted	346,892	620,000	160,000
1224	Ministry of Construction & Infrastructure	P-LND008-001	Land Reclamation - GA.Kolamaafushi	Domestic	P-GOM		Contracted	346,892	620,000	160,000
1224	Ministry of Construction & Infrastructure	P-LND008-001	Land Reclamation - GA.Kolamaafushi	Domestic	P-GOM		Contracted	149,310	54,621	3,815,037
1224	Ministry of Construction & Infrastructure	P-LND008-001	Land Reclamation - GA.Kolamaafushi	Domestic	P-GOM		Contracted	149,310	54,621	3,815,037
1224	Ministry of Construction & Infrastructure	P-LND008-001	Land Reclamation - GA.Kolamaafushi	Domestic	P-GOM		Contracted	3,655,950	14,836,308	1,496,231
1224	Ministry of Construction & Infrastructure	P-LND008-001	Land Reclamation - GA.Kolamaafushi	Domestic	P-GOM		Contracted	3,655,950	14,836,308	1,496,231
1229	Ministry of Climate Change, Environment & Energy	P-RD0019-001	Road Construction - GA. Kolamaafushi	Domestic	P-GOM		On-going	4,202,734	10,033,588	1,672,265
1229	Ministry of Climate Change, Environment & Energy	P-RD0019-001	Road Construction - GA. Kolamaafushi	Domestic	P-GOM		On-going	4,202,734	10,033,588	1,672,265
1229	Ministry of Climate Change, Environment & Energy	P-WST045-001	Estab. of WRMC - GA.Kolamaafushi	Trust fund	T-MGF		Contracted	1,735,600	2,980,800	621,000
1027	Maldives Police Service	P-POL10-001	Establishing Of Police Stations				Contracted	1,735,600	2,980,800	621,000
1224	Ministry of Construction & Infrastructure	P-WAS092-001	Outer Island Harbour, Water Supply & Sewerage - OFID Phase 3				On-going	Expenditure details included under "At multiple Islands"		
1229	Ministry of Climate Change, Environment & Energy	P-MEE084-001	Estab.Regional Waste Management System - Huvadhoo Atoll				On-going	Expenditure details included under "At multiple Islands"		
GA.Villingili										
1013	Maldives National Defence Force	P-OTH021-001	Devel. of Fire and Rescue Centre - GA. Villingili	Domestic	P-GOM		New	31,366,656	76,157,798	47,205,034
1058	Ministry of Education	P-SCH206-001	Estab. of 12 classrooms at GA.Villingili school	Domestic	P-GOM		Contracted	800,000	1,000,000	1,200,000
1129	Ministry of Higher Education, Labour & Skills Development	P-UNI022-001	Devel. of Junior College - GA. Villingili	Domestic	P-GOM		New	800,000	1,000,000	1,200,000
1163	Ministry of Health	P-HLT104-001	GA.Atoll Hospital New Building - GA.Villingili	Domestic	P-GOM		On-going	369,034	1,125,000	225,000
1163	Ministry of Health	P-HLT104-001	GA.Atoll Hospital New Building - GA.Villingili	Domestic	P-GOM		On-going	369,034	1,125,000	225,000
1163	Ministry of Health	P-HLT104-001	GA.Atoll Hospital New Building - GA.Villingili	Domestic	P-GOM		On-going	800,000	1,000,000	600,000
1163	Ministry of Health	P-HLT104-001	GA.Atoll Hospital New Building - GA.Villingili	Domestic	P-GOM		On-going	800,000	1,000,000	600,000
1163	Ministry of Health	P-HLT104-001	GA.Atoll Hospital New Building - GA.Villingili	Domestic	P-GOM		On-going	1,550,188	1,500,000	125,000
1163	Ministry of Health	P-HLT104-001	GA.Atoll Hospital New Building - GA.Villingili	Domestic	P-GOM		On-going	1,550,188	1,500,000	125,000
1163	Ministry of Health	P-HLT104-001	GA.Atoll Hospital New Building - GA.Villingili	Domestic	P-GOM		On-going	2,000,000	4,500,000	3,000,000
1163	Ministry of Health	P-HLT104-001	GA.Atoll Hospital New Building - GA.Villingili	Domestic	P-GOM		On-going	2,000,000	4,500,000	3,000,000

Island	BA	Office	Project Code	Project	Fund	Fund details	Status	2024 Approved	2025 Approved	2026 Approved
1215	Ministry of Sports, Fitness & Recreation		P-SOC060-001	Swimming Track - GA.Villingili	Domestic	P-GOM	Contracted	344,432	126,000	280,000
								344,432	126,000	280,000
			P-SPT063-002	Rostrum, Changing at Football Ground - GA.Villingili	Domestic	P-GOM	Pre-tendering	262,424	421,000	210,000
								262,424	421,000	210,000
			P-SPT418-001	Estab. Of Running track at GA.Villingili	Domestic	P-GOM	Contracted	235,362	86,100	518,430
1224	Ministry of Construction & Infrastructure				Domestic	P-GOM		235,362	86,100	518,430
			P-AIR017-001	Devel. of Airport and Tousim Zone - GA. Villingili	Domestic	P-GOM	New	2,307,692	-	-
								2,307,692	-	-
			P-BRG001-002	GA. Villingili- Kooddoo Bridge	Domestic	P-GOM	Awarded	2,133,024	14,123,789	-
								2,133,024	14,123,789	-
			P-HBR041-002	Devel. of Harbour (Phase 3) - GA.Villingili	Domestic	P-GOM	On-going	4,243,361	7,044,221	1,408,844
								4,243,361	7,044,221	1,408,844
			P-MSQ070-001	Const. of Islamic Centre - GA. Villingili	Domestic	P-GOM	New	800,000	6,000,000	5,200,000
								800,000	6,000,000	5,200,000
			P-REC057-001	Land Reclamation & est.Social Housing Project- GA.Villingili	Domestic	P-GOM	New	4,600,000	8,881,920	12,336,000
								4,600,000	8,881,920	12,336,000
			P-ROD046-001	Dev. Roads Ph 2 - GA.Villingili	Domestic	P-GOM	On-going	3,918,497	8,963,093	2,300,595
								3,918,497	8,963,093	2,300,595
			P-ROD126-001	Devel. of causeway in the reclaimed area- GA. Villingili	Domestic	P-GOM	New	800,000	1,000,000	1,000,000
								800,000	1,000,000	1,000,000
			P-SAN035-001	Estab. Sewerage System for New Settlement - GA.Villingili	Domestic	P-GOM	Awarded	1,138,860	2,777,452	4,595,626
								1,138,860	2,777,452	4,595,626
			P-SOC190-001	Devel. of Picnic Island- GA.Dhoragalla	Domestic	P-GOM	New	1,092,308	1,000,000	800,000
								1,092,308	1,000,000	800,000
			P-WST052-001	Establishment of WRMC - GA.Villigili	Domestic	P-GOM	Contracted	1,915,000	4,600,001	958,334
1229	Ministry of Climate Change, Environment & Energy				Trust fund	T-MGF		1,915,000	4,600,001	958,334
1276	Local Government Authority		P-OFF040-001	Estab. of new council office building - GA. Villingili	Domestic	P-GOM	New	800,000	1,300,000	1,500,000
								800,000	1,300,000	1,500,000
1529	Ministry of Housing, Land & Urban Development		P-HOU032-002	Const.Of 50 Housing units - GA.Villingili	Domestic	P-GOM	Contracted	1,256,474	10,709,222	10,947,205
								1,256,474	10,709,222	10,947,205

Island	BA	Office	Project Code	Project	Fund	Fund details	Status	2024 Approved	2025 Approved	2026 Approved
1027	Maldives Police Service		P-POL010-001	Establishing Of Police Stations			Contracted	Expenditure details included under "At multiple Islands"		
1224	Ministry of Construction & Infrastructure		P-HTE158-001	Installing Street Lights in Road Devel. of Islands			Ongoing	Expenditure details included under "At multiple Islands"		
1229	Ministry of Climate Change, Environment & Energy		P-MEE084-001	Estab. Regional Waste Management System - Huvadhu Atoll			Ongoing	Expenditure details included under "At multiple Islands"		
			P-RNW001-001	AREISE Project			Ongoing	Expenditure details included under "At multiple Islands"		
GA, Maamendhoo								12,683,521	22,848,830	22,068,227
1058	Ministry of Education		P-SCH277-001	Devel. of eight classrooms and a multipurpose hall - GA, Maamendhoo			New	1,000,000	2,400,000	1,600,000
					Domestic	P-GOM		1,000,000	2,400,000	1,600,000
1163	Ministry of Health		P-HLT054-001	Upgrading Health Centre - GA, Maamendhoo			Retention	197,347	-	-
					Domestic	P-GOM		197,347	-	-
			P-HLT165-001	Upgrading Health Centre (Laboratory) - GA, Maamendhoo			Retention	197,347	-	-
					Domestic	P-GOM		197,347	-	-
1215	Ministry of Sports, Fitness & Recreation		P-SOC030-001	Upgrading Of Youth Centre - GA, Maamendhoo			Pre-tendering	113,170	165,600	16,560
					Domestic	P-GOM		113,170	165,600	16,560
			P-SPT419-001	Estab. of Football ground at GA, Maamendhoo			Tendering	261,399	625,000	125,000
					Domestic	P-GOM		261,399	625,000	125,000
			P-SPT480-001	Devel. of Volley Court - GA, Maamendhoo			Pre-tendering	153,354	224,400	22,440
					Domestic	P-GOM		153,354	224,400	22,440
1224	Ministry of Construction & Infrastructure		P-OPT114-001	Coastal Protection- GA, Maamendhoo			New	500,000	4,000,000	2,000,000
					Domestic	P-GOM		500,000	4,000,000	2,000,000
			P-HBR030-001	Breakwater project - GA, Maamendhoo			Retention	1,276,908	-	-
					Domestic	P-GOM		1,276,908	-	-
			P-R00061-001	Devel. of the Roads - GA, Maamendhoo			Awarded	6,164,411	10,447,998	17,145,462
					Domestic	P-GOM		6,164,411	10,447,998	17,145,462
			P-SAN025-001	Estab. Sewerage System - GA, Maamendhoo			Ongoing	1,389,580	1,309,632	392,890
					Trust fund	T-MGF		1,389,580	1,309,632	392,890
1229	Ministry of Climate Change, Environment & Energy		P-WST046-001	Estab. of WRMC - GA, Maamendhoo			Contracted	1,430,005	3,676,200	765,875
					Trust fund	T-MGF		1,430,005	3,676,200	765,875
1224	Ministry of Construction & Infrastructure		P-WAS069-001	Provision of Water Supply & Sewerage Project			Ongoing	Expenditure details included under "At multiple Islands"		

Island	BA	Office	Project Code	Project	Fund	Fund details	Status	2024 Approved	2025 Approved	2026 Approved
GA.Nilandhoo										
1163	Ministry of Health		P-HLT053-001	Upgrading Health Centre (Laboratory) - GA.Nilandhoo	Domestic	P-GOM	On-going	11,697,879	16,132,670	7,076,382
								4,091,386	2,494,518	1,622,964
								4,091,386	2,494,518	1,622,964
			P-HLT061-001	Health Centre Building - GA.Nilandhoo	Domestic	P-GOM	On-going	902,083	350,000	110,000
1215	Ministry of Sports, Fitness & Recreation		P-SPT498-001	Devel. of Futsal ground - GA.Nilandhoo	Domestic	P-GOM	Tendering	902,083	350,000	110,000
								902,083	350,000	110,000
								167,295	400,000	80,000
								167,295	400,000	80,000
1224	Ministry of Construction & Infrastructure		P-SPT580-001	Devel. of Football Ground - GA. Nilandhoo	Domestic	P-GOM	New	500,000	1,000,000	500,000
								500,000	1,000,000	500,000
			P-CPT092-001	Coastal Protection - GA. Nilandhoo	Domestic	P-GOM	New	3,500,000	4,400,000	4,400,000
								3,500,000	4,400,000	4,400,000
1229	Ministry of Climate Change, Environment & Energy		P-HBR155-001	Devel. of harbour and estab. Of pavements at Jetty-GA.Nilandhoo	Domestic	P-GOM	Pre-tendering	215,270	810,000	130,000
								215,270	810,000	130,000
			P-WAS046-001	Water and Sewerage System - GA.Nilandhoo	Trust fund	T-MGF	On-going	1,780,045	3,109,152	129,548
								1,780,045	3,109,152	129,548
1229	Ministry of Climate Change, Environment & Energy		P-WST057-001	Estab. of WRMC - GA.Nilandhoo	Trust fund	T-MGF	Pre-tendering	541,800	3,569,000	103,870
								541,800	3,569,000	103,870
			P-MEE084-001	Estab. Regional Waste Management System - Huvadhu Atoll			On-going	Expenditure details included under "At multiple islands"		
								19,437,721	23,533,305	13,120,704
GA.Dhaandhoo										
1058	Ministry of Education		P-SCH214-001	Const. Of Multi Purpose Hall - GA.Dhaandhoo	Domestic	P-GOM	Contracted	308,471	200,000	100,000
								308,471	200,000	100,000
1163	Ministry of Health		P-HLT220-001	Estab. New Hospital - GA.Dhaandhoo	Domestic	P-GOM	New	2,000,000	1,200,000	420,000
								2,000,000	1,200,000	420,000
1215	Ministry of Sports, Fitness & Recreation		P-SPT129-001	Devel. of Football Ground - GA.Dhaandhoo	Domestic	P-GOM	Contracted	2,842,536	990,340	495,170
								2,842,536	990,340	495,170
			P-SPT267-001	Devel. of Badminton Court - GA.Dhaandhoo	Domestic	P-GOM	Tendering	960,000	960,000	1,920,000
								960,000	960,000	1,920,000
1215	Ministry of Sports, Fitness & Recreation		P-SPT526-001	Estab. Indoor Sport Complex - Ga.Dhaandhoo	Domestic	P-GOM	New	138,593	110,000	30,000
								138,593	110,000	30,000

Island	BA	Office	Project Code	Project	Fund	Fund details	Status	2024 Approved	2025 Approved	2026 Approved
1224	Ministry of Construction & Infrastructure		P-AIR018-001	Devel. of airport - GA. Dhaandhoo			New	3,000,000	-	-
				Domestic	P-GOM			3,000,000	-	-
			P-HBR088-001	Extension of Harbour - GA. Dhaandhoo			Retention	3,551,418	-	-
				Domestic	P-GOM			3,551,418	-	-
			P-REC015-001	Land Reclamation - GA. Dhaandhoo			Contracted	2,157,044	5,000,000	500,000
				Domestic	P-GOM			2,157,044	5,000,000	500,000
1229	Ministry of Climate Change, Environment & Energy		P-ROD054-001	Linking main island to reclaimed area - GA. Dhaandhoo			Pre-tendering	118,911	1,160,000	232,000
				Domestic	P-GOM			118,911	1,160,000	232,000
			P-ROD127-001	Devel. of Roads - GA. Dhaandhoo			New	706,610	1,000,000	1,000,000
				Domestic	P-GOM			706,610	1,000,000	1,000,000
			P-WST050-001	Estab. of WRMC - GA. Dhaandhoo			Contracted	1,694,138	2,032,965	423,534
				Trust fund	T-MGF			1,694,138	2,032,965	423,534
1233	Ministry of Fisheries & Ocean Resources		P-FIS041-001	Expansion of Ice Plant - GA. Dhaandhoo			New	960,000	2,880,000	-
				Domestic	P-GOM			960,000	2,880,000	-
1529	Ministry of Housing, Land & Urban Development		P-HOU081-001	Constructing 70 housing units- GA. Dhaandhoo			New	1,000,000	8,000,000	8,000,000
				Domestic	P-GOM			1,000,000	8,000,000	8,000,000
1027	Maldives Police Service		P-POL010-001	Establishing Of Police Stations			Contracted	Expenditure details included under "At multiple islands"		
1224	Ministry of Construction & Infrastructure		P-WAS069-001	Provision of Water Supply & Sewerage Project			On-going	Expenditure details included under "At multiple islands"		
			P-WAT024-001	Micro grid desalination Plant			On-going	Expenditure details included under "At multiple islands"		
1229	Ministry of Climate Change, Environment & Energy		P-MEE084-001	Estab. Regional Waste Management System - Huvadhoo Atoll			On-going	Expenditure details included under "At multiple islands"		
GA. Dhevvadhoo								18,075,645	22,049,916	16,203,371
1058	Ministry of Education		P-SCH114-001	Sultan Mohamed School 2 Storey Building - GA. Dhehvvadhoo			Retention	388,000	-	-
				Domestic	P-GOM			388,000	-	-
1163	Ministry of Health		P-SCH278-001	Const. of Multi purpose hall and boundary wall- GA. Dhevvadhoo			New	800,000	1,600,000	2,400,000
				Domestic	P-GOM			800,000	1,600,000	2,400,000
1215	Ministry of Sports, Fitness & Recreation		P-HLT055-001	Health Centre Extension - GA. Dhehvvadhoo			On-going	442,841	432,000	-
				Domestic	P-GOM			442,841	432,000	-
1215	Ministry of Sports, Fitness & Recreation		P-SOC123-001	Devel. of Social Centre - Ga. Dhevvadhoo			Tendering	174,266	42,500	106,250
				Domestic	P-GOM			174,266	42,500	106,250

Island	BA	Office	Project Code	Project	Fund	Fund details	Status	2024 Approved	2025 Approved	2026 Approved		
			P-SOC191-001	Estab. of Youth Center - GA. Dhehvadhoo	Domestic	P-GOM	New	800,000	400,000	2,400,000		
			P-SPT135-001	Devel. of Football Ground - GA.Dhehvadhoo	Domestic	P-GOM	Ongoing	176,845	160,000	120,000		
			P-SPT424-001	Estab. of Volley Court - GA.Dhehvadhoo	Domestic	P-GOM	Tendering	399,787	569,000	140,000		
			P-CPT044-001	Coastal Protection - GA.Dhehvadhoo	Domestic	P-GOM	New	3,500,000	4,000,000	4,000,000		
			P-CPT044-001	Coastal Protection - GA.Dhehvadhoo	Trust fund	T-MGF	Ongoing	4,283,752	2,402,382	1,208,029		
			P-HBR156-001	Upgrading of Harbour - GA.Dhehvadhoo	Domestic	P-GOM	Pre-tendering	1,266,524	4,720,000	2,550,000		
			P-WAS044-001	Water and Sewerage System -GA.Dhehvadhoo	Domestic	P-GOM	Ongoing	4,178,130	5,725,434	2,862,717		
			P-WST061-001	Estab. of WRMC - GA.Dewadhoo	Trust fund	T-MGF	Contracted	1,665,500	1,998,600	416,375		
										12,778,481	14,140,261	8,952,626
GA.Kon'dey												
1058	Ministry of Education		P-SCH169-001	Const. of 4 Classroom - GA. Kondey	Domestic	P-GOM	Contracted	1,774,263	801,832	-		
1163	Ministry of Health		P-HLT255-001	Devel. of Laboratory - GA.Kondey	Domestic	P-GOM	New	1,000,000	1,200,000	100,000		
1215	Ministry of Sports, Fitness & Recreation		P-SPT387-001	Estab. of Youth Centre GA.Kondey	Domestic	P-GOM	Contracted	1,861,444	822,727	411,364		
			P-SPT581-001	Devel. of Volley Court- GA. Kondey	Domestic	P-GOM	New	400,000	300,000	200,000		
1224	Ministry of Construction & Infrastructure		P-DRG014-001	Estab. Water & Sewerage System - GA.Kondey	Domestic	P-GOM	Ongoing	3,639,674	3,775,775	1,824,887		
			P-HBR204-001	Extension of Harbour - GA.Kondey	Domestic	P-GOM	New	1,000,000	3,000,000	5,000,000		
					Domestic	P-GOM			3,000,000	5,000,000		

Island	BA	Office	Project Code	Project	Fund	Fund details	Status	2024 Approved	2025 Approved	2026 Approved
1229	Ministry of Climate Change, Environment & Energy	Installation of Street Lights - GA. Kondey	P-SOC124-001				Pre-tendering	27,562	-	-
				Grant	D-IND			27,562	-	-
			P-WST060-001	Estab. of WRMC - GA. Kondey			Contracted	1,665,500	1,998,600	416,375
1233	Ministry of Fisheries & Ocean Resources	Develop Agriculture - Ga. Kondey		Trust fund	T-MGF		New	1,665,500	1,998,600	416,375
			P-FIS046-001					250,000	750,000	-
				Domestic	P-GOM			250,000	750,000	-
1240	Ministry of Islamic Affairs	Construction Of Mosque - Ga. Kondey	P-MSQ023-001				Ongoing	760,038	491,327	-
				Domestic	P-GOM			760,038	491,327	-
1276	Local Government Authority	Const. of cemetery boundary wall and Funeral Home- GA. Kondey	P-SOC192-001				New	400,000	1,000,000	1,000,000
				Domestic	P-GOM			400,000	1,000,000	1,000,000
1229	Ministry of Climate Change, Environment & Energy	Estab. Regional Waste Management System - Huvadhoo Atoll	P-MEE084-001				Ongoing	Expenditure details included under "At multiple Islands"		
								25,506,281	54,641,094	50,251,702
1058	Ministry of Education	School Building (Multi Purp. Hall) - Ga. Gemanafushi	P-SCH244-001				New	800,000	2,526,000	1,600,000
				Domestic	P-GOM			800,000	2,526,000	1,600,000
1163	Ministry of Health	Health Centre Extension - GA. Gemanafushi	P-HLT108-001				Ongoing	3,745,999	1,979,086	197,909
				Domestic	P-GOM			3,745,999	1,979,086	197,909
1215	Ministry of Sports, Fitness & Recreation	Estab. of a 30-bed hospital - GA. Gemanafushi	P-HLT266-001				New	2,000,000	8,000,000	1,600,000
				Domestic	P-GOM			2,000,000	8,000,000	1,600,000
1215	Ministry of Sports, Fitness & Recreation	Est. of Youth Centre - GA. Gemanafushi	P-SOC075-001				Ongoing	182,924	44,612	70,500
				Domestic	P-GOM			182,924	44,612	70,500
1224	Ministry of Construction & Infrastructure	Devel. of Football ground - GA. Gemanafushi	P-SPT497-001				Tendering	261,399	625,000	125,000
				Domestic	P-GOM			261,399	625,000	125,000
1224	Ministry of Construction & Infrastructure	Coastal Protection - GA. Gemanafushi	P-CPT017-001				Pre-tendering	367,200	1,392,000	2,400,000
				Trust fund	T-MGF			367,200	1,392,000	2,400,000
1224	Ministry of Construction & Infrastructure	Extension of Harbour - Ga. Gemanafushi	P-HBR116-001				Contracted	3,231,626	14,033,637	7,016,819
				Domestic	P-GOM			3,231,626	14,033,637	7,016,819
1224	Ministry of Construction & Infrastructure	land reclamation and coastal protection- GA. Gemanafushi	P-REC072-001				New	2,000,000	3,500,000	5,000,000
				Domestic	P-GOM			2,000,000	3,500,000	5,000,000
1224	Ministry of Construction & Infrastructure	Road Construction - GA. Gemanafushi	P-RD0048-001				Contracted	7,372,960	17,093,536	29,257,072
				Domestic	P-GOM			7,372,960	17,093,536	29,257,072

GA. Gemanafushi

Island	BA	Office	Project Code	Project	Fund	Fund details	Status	2024 Approved	2025 Approved	2026 Approved
			P-SAN023-001	Estab. Sewerage System - GA.Gemanafushi	Trust fund	T-MGF	Ongoing	1,370,609	524,000	157,200
	1229	Ministry of Climate Change, Environment & Energy	P-WST062-001	Estab. of WRMC - GA.Gemanafushi	Trust fund	T-MGF	Contracted	1,370,609	524,000	157,200
	1240	Ministry of Islamic Affairs	P-MSQ043-001	Const. of Mosque- Ga.Gemanafushi	Domestic	P-GOM	Contracted	1,665,500	1,998,600	416,375
	1276	Local Government Authority	P-OFF041-001	Const. of Council Office - GA. Gemanafushi	Domestic	P-GOM	New	1,665,500	1,998,600	416,375
	1529	Ministry of Housing, Land & Urban Development	P-HOU055-001	Const.Of Housing units - Ga.Gemanafushi	Domestic	P-GOM	New	1,378,064	634,623	550,827
	1027	Maldives Police Service	P-POL010-001	Establishing Of Police Stations	Domestic	P-GOM	Contracted	1,378,064	634,623	550,827
	1224	Ministry of Construction & Infrastructure	P-WAS069-001	Provision of Water Supply & Sewerage Project	Domestic	P-GOM	Ongoing	1,000,000	1,900,000	1,600,000
								1,000,000	1,900,000	1,600,000
								130,000	390,000	260,000
								130,000	390,000	260,000
GA. Kanduhulhudhoo										
1058	Ministry of Education	P-MOE042-001	School Building (Multi Purp. Hall) - GA.Kanduhulhudhoo	Domestic	P-GOM	Contracted		185,337	2,150,000	700,000
								185,337	2,150,000	700,000
			P-SCH279-001	Const. of 8 class rooms - GA. Kanduhulhudhoo	Domestic	P-GOM	New	800,000	2,400,000	1,600,000
1224	Ministry of Construction & Infrastructure	P-WAS045-001	Water and Sewerage System - Kanduhulhudoo	Trust fund	T-MGF	Ongoing		800,000	2,400,000	1,600,000
								1,175,204	1,153,836	48,077
								1,175,204	1,153,836	48,077
1229	Ministry of Climate Change, Environment & Energy	P-WST049-001	Estab. of WRMC - GA.Kanduhulhudhoo	Trust fund	T-MGF	Pre-tendering		592,948	2,174,143	153,000
								592,948	2,174,143	153,000
1276	Local Government Authority	P-OFF042-001	Const. of Council Office - GA. Kanduhulhudhoo	Domestic	P-GOM	New		1,000,000	1,900,000	1,600,000
								1,000,000	1,900,000	1,600,000
GA. Kooldoo										
1233	Ministry of Fisheries & Ocean Resources	P-FIS004-001	Fisheries Sector Development Project			Ongoing				
Gbh. Thinaadhoo										
1014	National Disaster Management Authority	P-OTH012-001	Estab. of Reg. Emergency Oper. Centre - Gbh. Thinaadhoo	Domestic	P-GOM	Pre-tendering		63,762,455	155,945,278	84,062,840
								85,288	3,780,911	3,780,911
								85,288	3,780,911	3,780,911

Island	BA	Office	Project Code	Project	Fund	Fund details	Status	2024 Approved	2025 Approved	2026 Approved
1027	Maldives Police Service		P-POL004-001	Construction of G.Dh.Thinadhoo Police Station	Domestic	P-GOM	On-going	2,764,424	5,618,233	7,047,293
								2,764,424	5,618,233	7,047,293
1058	Ministry of Education		P-SCH179-001	Const. of Toilets - GDH.Thinadhoo	Domestic	P-GOM	Contracted	328,030	1,750,000	700,000
								328,030	1,750,000	700,000
			P-SCH180-001	Const. of Sen Classroom - GDH.Thinadhoo	Domestic	P-GOM	Pre-tendering	237,822	1,750,000	700,000
								237,822	1,750,000	700,000
1130	Maldives National University		P-CHE003-001	MNU Campus (Student Accomodation Block) - GDh. Thinadhoo	Domestic	P-GOM	Pre-tendering	167,394	145,600	-
								167,394	145,600	-
			P-CHE003-002	MNU Campus (Staff Accomodation Block) - GDh. Thinadhoo	Domestic	P-GOM	Pre-tendering	139,495	102,060	-
								139,495	102,060	-
			P-UNI010-001	MNU Campus (Extension) - GDh.Thinadhoo	Domestic	P-GOM	On-going	641,676	117,369	-
								641,676	117,369	-
1163	Ministry of Health		P-HLT139-001	Regional Hospital New Building - GDh.Thinadhoo	Domestic	P-GOM	On-going	14,365,680	38,880,000	-
				Loan	X-KWT			14,365,680	38,880,000	-
1171	Abdul Samad Memorial Hospital		P-HLT009-002	Tertiary Hospital -Gdh. Thinadhoo	Domestic	P-GOM	Contracted	1,722,158	210,000	-
								1,722,158	210,000	-
			P-HLT009-003	Const. of 06 BED ICU Area	Domestic	P-GOM	Pre-tendering	344,432	650,000	120,000
								344,432	650,000	120,000
			P-HLT009-004	ASMH OT Extension and upgrade	Domestic	P-GOM	On-going	1,739,639	7,883,654	120,000
								1,739,639	7,883,654	120,000
			P-HLT009-005	Establishment of Mental Health Unit at ASMH	Domestic	P-GOM	Pre-tendering	145,563	852,000	213,000
								145,563	852,000	213,000
1192	National Drug Agency		P-RHB011-001	Devel. of a full-fledged rehabilitation center - GDh. Thinadhoo	Domestic	P-GOM	New	2,000,000	1,000,000	1,000,000
								2,000,000	1,000,000	1,000,000
1215	Ministry of Sports, Fitness & Recreation		P-SOC067-002	Devel. of Swimming Track - GDh. Thinadhoo	Domestic	P-GOM	Pre-tendering	215,270	262,500	78,750
								215,270	262,500	78,750
			P-SOC085-001	Upgrading of Indoor Youth Centre- Gdh.Thinadhoo	Domestic	P-GOM	Pre-tendering	263,244	160,500	48,150
								263,244	160,500	48,150
			P-SOC148-001	Devel. of Youth Centre - Gdh.Thinadhoo	Domestic	P-GOM	New	400,000	2,400,000	800,000
								400,000	2,400,000	800,000

Island	BA	Office	Project Code	Project	Fund	Fund details	Status	2024 Approved	2025 Approved	2026 Approved
1224	Ministry of Construction & Infrastructure	P-SPT115-001	Upgrading Zone Stadium - GDh. Thinaadhoo	Domestic	P-GOM	Retention	113,662	-	-	
		P-SPT116-001	Devel. of Football Ground - GDh. Thinaadhoo	Domestic	P-GOM	Ongoing	192,347	810,000	125,000	
		P-SPT221-001	Estab. Of Synthetic Track - GDh. Thinaadhoo	Domestic	P-GOM	Tendering	192,347	810,000	125,000	
		P-SPT582-001	Estab. Tennis Court - GDh. Thinaadhoo	Loan	X-INEX	New	4,900,323	9,141,294	13,343,782	
		P-BRG004-001	GDh. Thinaadhoo- GDh. Kaadeidhoo bridge	Domestic	P-GOM	New	4,900,323	9,141,294	13,343,782	
		P-CPT001-001	Revetment Project - GDh. Thinaadoo	Trust fund	T-MGF	Ongoing	400,000	600,000	200,000	
		P-HBR232-001	Devel. of boat yard - GDh. Thinaadhoo	Domestic	P-GOM	New	400,000	600,000	200,000	
		P-HTE061-002	Devel. of Roads - GDh. Thinaadhoo	Domestic	P-GOM	Ongoing	4,400,000	1,000,000	1,000,000	
		P-MIA014-003	Finishing of Islamic Centre - GDh. Thinaadhoo	Domestic	P-GOM	Ongoing	4,400,000	1,000,000	1,000,000	
		P-REC024-001	Land Reclamation for Industrial Zone - GDh. Thinaadhoo	Domestic	P-GOM	Ongoing	3,286,030	2,893,233	1,500,000	
		P-ROD128-001	Devel. of Roads - GDh. Thinaadhoo	Domestic	P-GOM	New	3,286,030	2,893,233	1,500,000	
		P-SOC067-001	Devel. ofSwimming Area - Gdh. Thinaadhoo	Domestic	P-GOM	Pre-tendering	2,000,000	2,000,000	1,000,000	
		P-SOC099-001	Devel. of Picnic Island - Gdh. Thinaadhoo	Domestic	P-GOM	Contracted	2,000,000	2,000,000	1,000,000	
		P-WAS091-001	Estab. Electricity, Water & Sewerage System - GDh. Thinaadhoo	Domestic	P-GOM	Pre-tendering	262,424	670,000	210,000	
1229	Ministry of Climate Change, Environment & Energy	P-MEE100-001	Estab. Drainage System - Gdh. Thinaadhoo	Domestic	P-GOM	Ongoing	1,230,113	750,000	300,000	
				Trust fund	T-MGF					
							1,230,113	750,000	300,000	
							2,000,000	3,000,000	3,000,000	
							2,000,000	3,000,000	3,000,000	
							1,617,971	404,493	-	
							1,617,971	404,493	-	

Island	BA	Office	Project Code	Project	Fund	Fund details	Status	2024 Approved	2025 Approved	2026 Approved
1529	Ministry of Housing, Land & Urban Development		P-WST009-001	Estab.Of Waste Yard (Phase 2) - Gdh.Thinadhoo	Trust fund	T-MGF	Tendering	926,000	2,100,000	230,000
								926,000	2,100,000	230,000
			P-WST041-001	Estab. of Waste and resources Mngmt.center - Gdh.Thinadhoo	Trust fund	T-MGF	Pre-tendering	920,751	1,542,705	178,000
								920,751	1,542,705	178,000
			P-HOU037-002	Const.Of 200 Housing units - Gdh. Thinadhoo	Domestic	P-GOM	Ongoing	3,834,030	7,710,000	-
								3,834,030	7,710,000	-
			P-HOU082-001	Const. of 300 housing units- Gdh. Thinadhoo	Domestic	P-GOM	New	2,000,000	45,000,000	45,000,000
								2,000,000	45,000,000	45,000,000
			P-HTE158-001	Installing Street Lights in Road Devel. of Islands			Ongoing	Expenditure details included under "At multiple Islands"		
			P-MEE001-105	Accelr. Sustainable Pvt. Invmt. in Renewable Energy - ASPIRE			Ongoing	Expenditure details included under "At multiple Islands"		
1233	Ministry of Fisheries & Ocean Resources		P-RNW001-001	AREISE Project			Ongoing	Expenditure details included under "At multiple Islands"		
			P-FIS004-001	Fisheries Sector Development Project			Ongoing	Expenditure details included under "At multiple Islands"		
								17,428,402	20,781,788	22,620,380
								2,868,723	1,749,061	1,982,684
1215	Ministry of Sports, Fitness & Recreation		P-HLT010-001	Upgr. Health Centre & Lab -Gdh.Madaveili	Domestic	P-GOM	Contracted	2,868,723	1,749,061	1,982,684
			P-HLT222-001	Estab. New Hospital - Gdh.Madaveili	Domestic	P-GOM	New	2,000,000	1,200,000	420,000
								2,000,000	1,200,000	420,000
			P-SPT499-001	Devel. of Football ground - Gdh.Madaveili	Domestic	P-GOM	Tendering	261,399	625,000	125,000
1224	Ministry of Construction & Infrastructure							261,399	625,000	125,000
			P-HBR189-001	Upgrading Harbour - Gdh.Madaveili	Domestic	P-GOM	New	2,000,000	5,000,000	3,000,000
								2,000,000	5,000,000	3,000,000
			P-REC016-002	Land Reclamation & Causeway Upgrade - Gdh.Madaveili	Domestic	P-GOM	Ongoing	5,130,497	6,795,435	16,402,696
1229	Ministry of Climate Change, Environment & Energy							5,130,497	6,795,435	16,402,696
			P-SAN021-001	Estab. Sewerage System - Gdh.Madaveili	Trust fund	T-MGF	Ongoing	1,277,403	1,611,235	-
								1,277,403	1,611,235	-
			P-WST059-001	Estab. of WRMC - Gdh.Madaveili	Trust fund	T-MGF	Contracted	1,984,000	3,312,000	690,000
1233	Ministry of Fisheries & Ocean Resources							1,984,000	3,312,000	690,000
			P-FIS024-002	Estab. Ice Plant - Gdh.Madaveili	Domestic	P-GOM	Contracted	1,906,380	489,057	-
								1,906,380	489,057	-
			P-POLO10-001	Establishing Of Police Stations			Contracted	Expenditure details included under "At multiple Islands"		

Gdh.Madaveili

Island	BA	Office	Project Code	Project	Fund	Fund details	Status	2024 Approved	2025 Approved	2026 Approved
			P-WAS069-001	Provision of Water Supply & Sewerage Project			Ongoing	Expenditure details included under "At multiple Islands"		
GDh.Hoadehdhoo										
	1224	Ministry of Construction & Infrastructure						6,998,805	10,285,034	2,661,875
	1058	Ministry of Education	P-SCH129-001	School 2 Classroom, Lab and ICT Building - GDh.Hoadehdhoo	Domestic	P-GOM	Contracted	1,599,524	2,059,528	-
								1,599,524	2,059,528	-
	1163	Ministry of Health	P-HLT256-001	Devel. of Laboratory - GDh.Hoadehdhoo	Domestic	P-GOM	New	1,000,000	1,200,000	100,000
								1,000,000	1,200,000	100,000
	1215	Ministry of Sports, Fitness & Recreation	P-SOC026-001	Devel. of Youth Centre - GDh.Hoadehdhoo	Domestic	P-GOM	Ongoing	162,001	39,509	70,500
								162,001	39,509	70,500
			P-SPT487-001	Devel. of new futsal ground- Gdh.Hoadehdhoo	Domestic	P-GOM	Pre-tendering	317,369	680,000	145,000
								317,369	680,000	145,000
			P-SPT523-001	Devel. of Indoor & Outdoor Sports Complex - GDh.Hoadehdhoo	Domestic	P-GOM	New	450,000	1,800,000	1,800,000
								450,000	1,800,000	1,800,000
	1224	Ministry of Construction & Infrastructure	P-HBR032-002	Devel. of Slipway - Gdh.Hoadehdhoo	Domestic	P-GOM	Contracted	254,223	810,000	130,000
								254,223	810,000	130,000
	1229	Ministry of Climate Change, Environment & Energy	P-WST054-001	Estab. of WRMC - Gdh.Hoadehdhoo	Domestic	P-GOM	Contracted	1,665,500	1,998,600	416,375
				Trust fund		T-MGF		1,665,500	1,998,600	416,375
	1276	Local Government Authority	P-LCL013-001	Construction Of Council Office - Gdh.Hoadehdhoo	Domestic	P-GOM	Awarded	1,550,188	1,697,397	-
								1,550,188	1,697,397	-
	1224	Ministry of Construction & Infrastructure	P-WAS069-001	Provision of Water Supply & Sewerage Project			Ongoing	Expenditure details included under "At multiple Islands"		
			P-WAS092-001	Outer Island Harbour, Water Supply & Sewerage - OFID Phase 3			Ongoing	Expenditure details included under "At multiple Islands"		
	1229	Ministry of Climate Change, Environment & Energy	P-MEE084-001	Estab. Regional Waste Management System - Huvaadhu Atoll			Ongoing	Expenditure details included under "At multiple Islands"		
GDh.Nadellaa								8,525,716	16,271,301	6,526,319
	1058	Ministry of Education	P-SCH141-001	Const. of 02 Classroom & Staffroom - GDh.Nadella	Domestic	P-GOM	Contracted	164,015	1,750,000	700,000
								164,015	1,750,000	700,000
	1163	Ministry of Health	P-HLT234-001	Upgrading Health Centre - Gdh.Nadella	Domestic	P-GOM	New	1,000,000	1,200,000	300,000
								1,000,000	1,200,000	300,000
	1215	Ministry of Sports, Fitness & Recreation	P-SOC027-001	Devel. of Youth Centre - GDh.Nadella	Domestic	P-GOM	Ongoing	172,400	42,045	70,500
								172,400	42,045	70,500

Island	BA	Office	Project Code	Project	Fund	Fund details	Status	2024 Approved	2025 Approved	2026 Approved
1224	Ministry of Construction & Infrastructure	Ministry of Climate Change, Environment & Energy	P-SOC157-001	Devel. of Youth Centre - Gdh.Nadella	Domestic	P-GOM	New	450,000	1,350,000	1,800,000
			P-SPT1378-001	Estab. of Football Ground in Gdh.Nadella	Domestic	P-GOM	Ongoing	279,851	760,000	125,000
			P-CPT067-001	Coastal Protection - Gdh.Nadella	Trust fund	T-MGF	Pre-tendering	420,000	1,624,000	2,800,000
			P-WAS060-001	Water and Sewerage Network -Gdh.Nadellaa	Trust fund	T-MGF	Ongoing	4,373,950	7,546,656	314,444
		Ministry of Sports, Fitness & Recreation	P-WST056-001	Estab. of WRMC - Gdh.Nadella	Trust fund	T-MGF	Contracted	1,665,500	1,998,600	416,375
			P-HLT090-001	Construction Of Portico And Garage For Health Centres			Ongoing	Expenditure details included under "At multiple Islands"		
								7,147,766	18,486,194	15,206,529
		Ministry of Health	P-SCH148-001	Const. of 6 Classroom - Gdh.Rathafandhoo	Domestic	P-GOM	Contracted	1,065,437	205,599	154,199
			P-HLT223-001	Estab. New Health Centre - Gdh.Rathafandhoo	Domestic	P-GOM	New	1,065,437	205,599	154,199
			P-SOC150-001	Devel. of Youth Centre - Gdh.Rathafandhoo	Domestic	P-GOM	New	1,000,000	4,500,000	3,000,000
1224	Ministry of Construction & Infrastructure	Ministry of Climate Change, Environment & Energy	P-CPT007-001	Coastal Protection - Gdh.Rathafandhoo	Domestic	P-GOM	Ongoing	489,292	2,446,458	-
			P-DRG015-001	Estab. Water & Sewerage System - Gdh.Rathafandhoo	Trust fund	T-MGF	Ongoing	489,292	2,446,458	-
			P-HBR205-001	Upgrading Harbour - Gdh.Rathafandhoo	Domestic	P-GOM	New	1,183,588	278,491	-
			P-WST053-001	Establishment of WRMC - Gdh.Rathafandhoo	Trust fund	T-MGF	Pre-tendering	1,183,588	278,491	-
		Ministry of Fisheries & Ocean Resources	P-FIS027-002	Estab. Ice Plant - Gdh.Rathafandhoo	Domestic	P-GOM	Awarded	1,483,779	1,708,753	1,708,753
			P-OFF015-001	Const. of Council Office - Gdh.Rathafandhoo	Domestic	P-GOM	Tendering	1,483,779	1,708,753	1,708,753
								1,000,000	3,000,000	5,000,000
		Local Government Authority						1,000,000	3,000,000	5,000,000
								567,000	2,310,000	100,260
								567,000	2,310,000	100,260
1276	Local Government Authority	Ministry of Climate Change, Environment & Energy	P-FIS027-002	Estab. Ice Plant - Gdh.Rathafandhoo	Domestic	P-GOM	Awarded	204,410	2,492,574	2,243,317
			P-OFF015-001	Const. of Council Office - Gdh.Rathafandhoo	Domestic	P-GOM	Tendering	204,410	2,492,574	2,243,317
								154,260	1,544,319	3,000,000
								154,260	1,544,319	3,000,000
		Ministry of Sports, Fitness & Recreation								
		Ministry of Health								

Gdh.Rathafandhoo

Island	BA	Office	Project Code	Project	Fund	Fund details	Status	2024 Approved	2025 Approved	2026 Approved
			P-MEE084-001	Estab. Regional Waste Management System - Huvadhu Atoll			Ongoing	Expenditure details included under "At multiple Islands"		
GDh.Fiyoori								14,117,321	21,075,792	10,459,311
1163	Ministry of Health		P-HLT056-001	Health Centre Extension - GDh.Fiyoori	Domestic	P-GOM	Ongoing	3,775,665	1,997,173	199,717
1215	Ministry of Sports, Fitness & Recreation		P-SOC058-001	Dev.Of Social Centre - GDh.Fiyoree	Domestic	P-GOM	Pre-tendering	3,775,665	1,997,173	199,717
1224	Ministry of Construction & Infrastructure		P-HBR112-001	Habour Survey and Designing - GDh.Fiyoree	Domestic	P-GOM	Contracted	114,546	279,354	27,935
								114,546	279,354	27,935
								2,757,655	11,675,991	7,783,994
			P-HBR112-002	Upgrading Harbour & Coastal Protection - GDh.Fiyoori	Domestic	P-GOM	Ongoing	2,757,655	11,675,991	7,783,994
								4,257,076	4,226,218	1,945,998
								4,257,076	4,226,218	1,945,998
1229	Ministry of Climate Change, Environment & Energy		P-WST058-001	Estab. of WRMC - Gdh.Fiyori	Trust fund	T-MGF	Contracted	1,305,999	2,407,999	501,667
1233	Ministry of Fisheries & Ocean Resources		P-FIS025-002	Estab. Ice Plant - Gdh.Fiyoree	Domestic	P-GOM	Contracted	1,305,999	2,407,999	501,667
								1,906,380	489,057	-
								1,906,380	489,057	-
1224	Ministry of Construction & Infrastructure		P-WAS092-001	Outer Island Harbour, Water Supply & Sewerage - OFID Phase 3			Ongoing	Expenditure details included under "At multiple Islands"		
GDh.Faresmaathodaa								11,665,047	24,001,652	17,647,237
1058	Ministry of Education		P-SCH164-001	School 05 Class Room & Multi Purpose Hall - GDh. Faresmaathoda	Domestic	P-GOM	Contracted	248,602	125,287	25,057
1215	Ministry of Sports, Fitness & Recreation		P-SOC028-001	Devel. of Youth Centre - GDh. Faresmaathoda	Domestic	P-GOM	Tendering	248,602	125,287	25,057
								108,250	880,000	66,000
								108,250	880,000	66,000
			P-SPT522-001	Estab. Football Ground - Gdh.Faresmaathoda	Domestic	P-GOM	New	650,000	1,950,000	-
								650,000	1,950,000	-
1224	Ministry of Construction & Infrastructure		P-AIR004-001	Devel. of Airport - Gdh.Faresmaathodaa	Domestic	P-GOM	Ongoing	1,155,885	1,879,315	939,658
								1,155,885	1,879,315	939,658
			P-HTE011-047	Devel. of Harbour - GDh. Faresmaathoda	Domestic	P-GOM	Pre-tendering	1,098,409	5,570,000	3,085,500
								1,098,409	5,570,000	3,085,500
			P-REC058-001	Land Reclamation & Social Housing - Gdh. Faresmaathodaa	Domestic	P-GOM	New	4,600,000	8,881,920	12,336,000
								4,600,000	8,881,920	12,336,000

Island	BA	Office	Project Code	Project	Fund	Fund details	Status	2024 Approved	2025 Approved	2026 Approved	
			P-ROD025-001	Road Const.Airport to Habor- Faresmathoda	Domestic	P-GOM	Ongoing	1,538,880	2,585,660	497,242	
									1,538,880	2,585,660	497,242
			P-ROD026-001	Devel. of Causeway - GDh.Faresmaathodaa	Domestic	P-GOM	Ongoing	1,135,596	774,160	415,424	
									1,135,596	774,160	415,424
			P-WST051-001	Estab. of WRMC - Gdh.Faresmaathodhaa	Trust fund	T-MGF	Contracted	1,129,425	1,355,310	282,356	
									1,129,425	1,355,310	282,356
			P-POLO10-001	Establishing Of Police Stations			Contracted	Expenditure details included under "At multiple Islands"			
			P-WAS069-001	Provision of Water Supply & Sewerage Project			Ongoing	Expenditure details included under "At multiple Islands"			
			P-CLT002-001	Estab. Of Site Museums & Maintenance of Cultural Sites			Pre-tendering	Expenditure details included under "At multiple Islands"			
									12,466,831	19,665,182	4,784,701
GDh.Gaddhoo											
1058	Ministry of Education		P-SCH030-001	GDH.Gaddhoo School MP Hall&office blding	Domestic	P-GOM	Contracted	1,291,045	1,965,600	-	
								1,291,045	1,965,600	-	
1163	Ministry of Health		P-HLT156-001	New Hospital Building - GDh.Gandhoo	Loan	X-DBK	Pre-tendering	5,372,890	7,046,036	420,000	
								5,372,890	7,046,036	420,000	
1215	Ministry of Sports, Fitness & Recreation		P-SPT256-001	Estab. of Surf Track - GDh. Gaddhoo	Domestic	P-GOM	Ongoing	97,677	860,000	125,000	
								97,677	860,000	125,000	
1224	Ministry of Construction & Infrastructure		P-HBR090-001	Repairing Harbour - GDh. Gaddhoo	Domestic	P-GOM	Ongoing	1,833,510	2,133,015	-	
								1,833,510	2,133,015	-	
			P-REC026-001	Land Reclamation - GDh. Gaddhoo	Domestic	P-GOM	Pre-tendering	145,563	1,125,000	312,000	
								145,563	1,125,000	312,000	
			P-ROD012-001	Road Construction - GDh.Gaddhoo	Domestic	P-GOM	Ongoing	1,596,628	2,658,893	511,326	
								1,596,628	2,658,893	511,326	
1229	Ministry of Climate Change, Environment & Energy		P-WST064-001	Estab. of WRMC - Gdh.Gaddhoo	Trust fund	T-MGF	Contracted	1,665,500	1,998,600	416,375	
								1,665,500	1,998,600	416,375	
1233	Ministry of Fisheries & Ocean Resources		P-FIS026-002	Estab. Ice Plant - Gdh. Gaddhoo	Domestic	P-GOM	Contracted	302,608	365,000	-	
								302,608	365,000	-	
1276	Local Government Authority		P-LCL020-001	Construction Of Council Office - Gdh.Gaddhoo	Domestic	P-GOM	Pre-tendering	161,410	1,513,038	3,000,000	
								161,410	1,513,038	3,000,000	
1027	Maldives Police Service		P-POLO10-001	Establishing Of Police Stations			Contracted	Expenditure details included under "At multiple Islands"			

Island	BA	Office	Project Code	Project	Fund	Fund details	Status	2024 Approved	2025 Approved	2026 Approved
GDh. Vaadhoo										
1058	Ministry of Education	P-SCH092-001	School Building (4 Class & Multi Purp. Hall) - GDh. Vaadhoo	Domestic	P-GOM	Contracted		18,021,512	26,742,168	18,102,020
								254,223	2,150,000	700,000
		P-SCH183-001	Const. of School Admin Building - GDh. Vaadhoo	Domestic	P-GOM	Pretendering		254,223	2,150,000	700,000
								185,337	86,184	17,237
								185,337	86,184	17,237
1163	Ministry of Health	P-HLT224-001	Estab. New Health Centre - GDh. Vaadhoo	Domestic	P-GOM	New		1,000,000	4,500,000	3,000,000
								1,000,000	4,500,000	3,000,000
1215	Ministry of Sports, Fitness & Recreation	P-SOC117-001	Devel. of Outdoor Gym - GDh. Vaadhoo	Domestic	P-GOM	Pretendering		302,608	184,500	55,350
								302,608	184,500	55,350
		P-SPT456-001	Devel. of sports Complex in GDh. Vaadhoo	Domestic	P-GOM	Tendering		164,015	500,000	400,000
								164,015	500,000	400,000
1224	Ministry of Construction & Infrastructure	P-HBR206-001	Devel. of Harbour - GDh. Vaadhoo	Domestic	P-GOM	New		1,000,000	3,000,000	5,000,000
								1,000,000	3,000,000	5,000,000
		P-RD043-001	Devel. of Roads - GDh. Vaadhoo	Domestic	P-GOM	Contracted		4,403,326	9,859,577	4,971,682
								4,403,326	9,859,577	4,971,682
1229	Ministry of Climate Change, Environment & Energy	P-WST008-001	Estab. Waste Transfer Station - Huvaadhu Atoll	Trust fund	T-MGF	Pretendering		571,536	453,600	145,000
								571,536	453,600	145,000
		P-WST063-001	Estab. of WRMC - Gdh. Vaadhoo	Trust fund	T-MGF	Contracted		1,665,500	1,998,600	416,375
								1,665,500	1,998,600	416,375
1233	Ministry of Fisheries & Ocean Resources	P-FIS049-001	Devel. of cold storage - GDh. Vaadhoo	Domestic	P-GOM	New		7,400,000	-	-
								7,400,000	-	-
1264	Department of Judicial Administration	P-CRT005-001	Construction Of Magistrate Court - GDh. Vaadhoo	Domestic	P-GOM	On-going		730,535	2,157,687	396,376
								730,535	2,157,687	396,376
1276	Local Government Authority	P-LCL014-001	Construction Of Council Office - GDh. Vaadhoo	Domestic	P-GOM	Pretendering		344,432	1,852,020	3,000,000
								344,432	1,852,020	3,000,000
1027	Maldives Police Service	P-POL010-001	Establishing Of Police Stations	Domestic	P-GOM	Contracted		Expenditure details included under "At multiple islands"		
1224	Ministry of Construction & Infrastructure	P-WAS092-001	Outer Island Harbour, Water Supply & Sewerage - OHID Phase 3	Domestic	P-GOM	On-going		Expenditure details included under "At multiple islands"		

Island	BA	Office	Project Code	Project	Fund	Fund details	Status	2024 Approved	2025 Approved	2026 Approved
GDh.Kaadehdhoo										
1224	Ministry of Construction & Infrastructure		P-HBR138-001	Reconstruction of Harbour - Gdh.Kaadehdhoo	Domestic	P-GOM	Contracted	390,645	-	-
								390,645	-	-
								390,645	-	-
Gn.Fuvahmulah										
1058	Ministry of Education		P-SCH076-001	Moh. Jalaaludhin School Building (16 Class & Comp. Lab)	Domestic	P-GOM	Contracted	121,865,527	108,842,823	88,946,118
								262,424	1,750,000	150,000
			P-SCH077-001	Hafiz Ahmed School 3 Storey Building (16 Classroom)	Domestic	P-GOM	Contracted	262,424	1,750,000	150,000
								185,337	1,750,000	210,000
			P-SCH078-001	School Building (12 Classroom) - Gn.Atoll	Domestic	P-GOM	Contracted	185,337	1,750,000	210,000
								2,295,227	900,000	180,000
			P-SCH079-001	Fuvamulaku School Building (Multi Purp. Hall)	Domestic	P-GOM	Retention	2,295,227	900,000	180,000
								305,000	-	-
			P-SCH252-001	Devel. of Library - Fuvahmulaku City	Domestic	P-GOM	New	305,000	-	-
								250,000	-	-
P-SCH280-001	Const. of 16 classrooms and computer lab- Fuvahmulah City	Domestic	P-GOM	New	250,000	-	-			
					3,000,000	6,000,000	4,000,000			
1129	Ministry of Higher Education, Labour & Skills Development		P-UNI006-001	Estab. Of State of Art TIVET Institution - Fuvamulaku	Domestic	P-GOM	Pre-tendering	3,000,000	6,000,000	4,000,000
								960,578	12,816,550	2,259,507
1130	Maldives National University		P-UNI011-001	Estab. Of ICT Faculty Building - Fuvamulaku	Domestic	P-GOM	Tendering	960,578	12,816,550	2,259,507
								393,573	71,988	-
1163	Ministry of Health		P-HLT123-001	Hospital New Building - Fuvahmulah	Domestic	P-GOM	Pre-tendering	393,573	71,988	-
								6,916,303	1,391,790	-
1215	Ministry of Sports, Fitness & Recreation		P-SPT034-001	Devel. of Indoor Sports Complex & Swimming Pool - Fuvahmulah	Loan	X-KWT	On-going	6,916,303	1,391,790	-
								2,271,714	180,000	115,000
			P-SPT100-002	Devel. of Football Ground Stands - Fuvahmulah	Domestic	P-GOM	Pre-tendering	2,271,714	180,000	115,000
								86,108	126,000	12,600
P-SPT130-001	Estab. Of Synthetic Track - Fuvamulah City	Domestic	P-GOM	Tendering	86,108	126,000	12,600			
					5,900,323	9,141,294	13,343,782			
				Loan	X-INEX		9,141,294	13,343,782		

Island	BA	Office	Project Code	Project	Fund	Fund details	Status	2024 Approved	2025 Approved	2026 Approved
1224	Ministry of Construction & Infrastructure		P-SPT229-001	Dev. Of Skating Park - Fuvamulah City	Domestic	P-GOM	On-going	86,600	21,120	70,000
			P-SPT235-001	Devel. of Volley Court - Fuvahmulah City	Domestic	P-GOM	Retention	86,600	21,120	70,000
			P-SPT269-001	Devel. of Stadium - Fuvahmulah City	Domestic	P-GOM	Pre-tendering	68,124	-	-
			P-SPT270-001	Devel. of Dhiquraadu Futsal Ground - Fuvahmulah	Domestic	P-GOM	Retention	68,124	-	-
			P-SPT454-001	Upgra. of Badminton Hall - Fuvamulak Dhoodigan	Domestic	P-GOM	Tendering	1,144,432	625,000	102,000
			P-SPT583-001	Devel. of Futsal Ground - Fuvahmulah City	Domestic	P-GOM	New	1,144,432	625,000	102,000
			P-SPT584-001	Devel. of Futsal Ground - Maadhandu ward, Fuvahmulah City	Domestic	P-GOM	New	93,489	-	-
			P-SPT585-001	Devel. of Futsal Ground - Malegan ward, Fuvahmulah City	Domestic	P-GOM	New	93,489	-	-
			P-SPT589-001	Devel. of Netball Court - Fuvamulak	Domestic	P-GOM	New	246,023	625,000	125,000
			P-CPT019-001	Coastal Protection-Gn. Fuvamulah-ORED Proj	Domestic	P-GOM	On-going	246,023	200,000	-
				Loan	X-KWT			2,000,000	200,000	-
				Trust fund	T-MGF			1,700,000	300,000	-
				Grant	D-NLD			1,700,000	300,000	-
			P-HBR033-001	Upgrading of Harbour - Fuvahmulah City	Domestic	P-GOM	Retention	500,000	300,000	-
				Domestic	P-GOM			500,000	300,000	-
			P-HBR233-001	Devel. of Port- Fuvahmulah City	Domestic	P-GOM	New	70,200,512	37,786,083	40,505,646
				Loan	X-KWT			39,952,172	19,652,163	28,038,576
				Trust fund	T-MGF			3,927,311	12,467,070	12,467,070
				Grant	D-NLD			26,321,029	5,666,850	-
			P-HBR033-001	Upgrading of Harbour - Fuvahmulah City	Domestic	P-GOM	Retention	5,093	-	-
				Domestic	P-GOM			5,093	-	-
			P-HBR233-001	Devel. of Port- Fuvahmulah City	Domestic	P-GOM	New	3,000,000	4,000,000	4,000,000
				Domestic	P-GOM			3,000,000	4,000,000	4,000,000
			P-ROD013-001	Road Construction - Fuvahmulah City	Domestic	P-GOM	On-going	3,636,035	4,350,276	1,786,483
				Domestic	P-GOM			3,636,035	4,350,276	1,786,483
			P-SOC149-001	Devel. of Artificial Beach - Fuvahmulaku City	Domestic	P-GOM	New	250,000	750,000	1,250,000
				Domestic	P-GOM			250,000	750,000	1,250,000

Island	BA	Office	Project Code	Project	Fund	Fund details	Status	2024 Approved	2025 Approved	2026 Approved	
S. Hulhuthoo	1229	Ministry of Climate Change, Environment & Energy	P-WST040-001	Estab. of Waste Collection System - Gn. Fuvahmulah	Trust fund	T-MGF	Pre-tendering	7,891,800	10,000,000	4,200,000	
	1240	Ministry of Islamic Affairs	P-MSQ008-001	Upgrading of Masjidhul Hudha - Fuvahmulah	Domestic	P-GOM	On-going	499,745	595,803	-	
			P-MSQ019-001	Construction Of Mosque - Fuvamulak Dhoodigan		On-going	511,209	609,782	-		
			P-SOC001-001	Estb. of Centre For Holy Quran-Fuvahmulah	Domestic	P-GOM	Contracted	515,808	642,562	601,804	
	1276	Local Government Authority	P-FIS032-001	Upgra. Of Fish Market - Fuvamulah City	Domestic	P-GOM	Contracted	1,025,094	1,395,000	-	
			P-HOU042-002	Const. Of 400 Housing units - Gn. Fuvahmulah	Domestic	P-GOM	Contracted	3,964,976	12,214,575	16,034,296	
	1229	Ministry of Climate Change, Environment & Energy	P-MEE001-105	Accelr. Sustainable Pvt. Invmt. in Renewable Energy - ASPIRE			On-going	Expenditure details included under "At multiple Islands"			
			P-RNW001-001	AREISE Project			On-going	Expenditure details included under "At multiple Islands"			
								3,626,708	4,127,079	1,325,429	
	1215	Ministry of Sports, Fitness & Recreation	P-SOC073-001	Devel. of Youth Centre - S. Hulhuthoo		Domestic	P-GOM	Tendering	105,544	858,000	64,350
	1224	Ministry of Construction & Infrastructure	P-SPT119-002	Instal. of Football Ground Lighting System-S. Hulhuthoo		Domestic	P-GOM	Retention	102,486	-	-
			P-HBR092-001	Devel. of Harbour - S. Hulhuthoo		Domestic	P-GOM	Retention	2,222,582	-	-
P-SOC037-001			Estab. Visitors Centre- S. Hulhuthoo		Domestic	P-GOM	On-going	902,083	635,000	127,000	
1233	Ministry of Fisheries & Ocean Resources	P-FIS008-001	Estab. Of Fish Factory - S. Hulhuthoo		Domestic	P-GOM	Pre-tendering	112,760	1,750,000	250,000	
1240	Ministry of Islamic Affairs	P-MIA001-060	Const. of Mosque- S. Hulhuthoo		Domestic	P-GOM	Tendering	181,253	884,079	884,079	
1224	Ministry of Construction & Infrastructure	P-OTH001-001	Maldives Urban Dev. & Resilience Project				On-going	Expenditure details included under "At multiple Islands"			
1229	Ministry of Climate Change, Environment & Energy	P-RNW001-001	AREISE Project				On-going	Expenditure details included under "At multiple Islands"			

Island	BA	Office	Project Code	Project	Fund	Fund details	Status	2024 Approved	2025 Approved	2026 Approved
S.Feydhoo										
1058	Ministry of Education		P-SCH097-001	School Blding (2 Class, Health, Counc. & Godown) - S.Feydhoo	Domestic	P-GOM	Retention	17,625,887	36,157,479	72,424,765
								322,000	-	-
								322,000	-	-
			P-SCH193-001	Const. of New School at Sn.Feydhoo	Domestic	P-GOM	Contracted	456,782	1,392,500	278,500
								456,782	1,392,500	278,500
1204	Ministry of Tourism		P-TR2004-002	Estab. Of Addu Tourism Zone - S.Feydhoo	Domestic	P-GOM	Ongoing	49,702	-	-
				Grant		D-IND		49,702	-	-
1215	Ministry of Sports, Fitness & Recreation		P-HYS029-001	Development Of Sports Complex - S.Feydhoo	Domestic	P-GOM	Pre-tendering	328,030	500,000	123,000
								328,030	500,000	123,000
			P-SOC193-001	Devel. of Skate park - S. Feydhoo	Domestic	P-GOM	New	2,400,000	-	-
								2,400,000	-	-
			P-SPT009-001	Stadium (Football Ground&Track)- S.Feydhoo	Domestic	P-GOM	Retention	174,376	-	-
								174,376	-	-
			P-SPT234-001	Devel. of Volley Court - S.Feydhoo	Domestic	P-GOM	Retention	204,371	-	-
								204,371	-	-
			P-SPT344-001	Estab. of Netball Court - S.Feydhoo	Domestic	P-GOM	Pre-tendering	130,351	190,740	19,074
								130,351	190,740	19,074
			P-SPT453-001	Estab. of Badminton Court - S.Feydhoo	Domestic	P-GOM	Pre-tendering	184,517	450,000	150,000
								184,517	450,000	150,000
			P-SPT586-001	Devel. of Futsal Ground - Magoodhoo area, S. Feydhoo	Domestic	P-GOM	New	2,500,000	-	-
								2,500,000	-	-
1224	Ministry of Construction & Infrastructure		P-HBR126-001	Upgrading Harbour - S.Feydhoo	Domestic	P-GOM	Ongoing	4,107,923	7,184,033	1,357,871
								4,107,923	7,184,033	1,357,871
			PR00129-001	Devel. of roads, water and sewerage and electricity network ion the reclaimed area- S. Feydhoo	Domestic	P-GOM	New	1,500,000	3,000,000	3,000,000
								1,500,000	3,000,000	3,000,000
1240	Ministry of Islamic Affairs		P-MS0071-001	Const. of mosque in reclaimed area- S. Feydhoo	Domestic	P-GOM	New	1,000,000	19,000,000	1,600,000
								1,000,000	19,000,000	1,600,000
1510	Ministry of Social & Family Development		P-SOC070-001	Estab. Elderly Home - S.Feydhoo	Domestic	P-GOM	Pre-tendering	344,432	-	-
								344,432	-	-

Island	BA	Office	Project Code	Project	Fund	Fund details	Status	2024 Approved	2025 Approved	2026 Approved
1529	Ministry of Housing, Land & Urban Development	Ministry of Housing, Land & Urban Development	P-HOU044-002	Const. Of 75 Housing units - S.Feydhoo	Domestic	P-GOM	Ongoing	3,923,403	4,440,206	65,896,320
1224	Ministry of Construction & Infrastructure	Ministry of Construction & Infrastructure	P-OTH001-001	Maldives Urban Dev. & Resilience Project			Ongoing	Expenditure details included under "At multiple Islands"		
			P-R00030-001	Devel. of Roads in 4 Islands - Addu City			Ongoing	Expenditure details included under "At multiple Islands"		
1229	Ministry of Climate Change, Environment & Energy	Ministry of Climate Change, Environment & Energy	P-MEE001-105	Accelr. Sustainable Pvt. Invmt. in Renewable Energy - ASPIRE			Ongoing	Expenditure details included under "At multiple Islands"		
			P-RNW001-001	AREISE Project			Ongoing	Expenditure details included under "At multiple Islands"		
S.Maradhoo								24,461,113	17,294,665	9,498,755
1008	Maldives Customs Service	Maldives Customs Service	P-MCS001-009	Customs South Region Head Office	Domestic	P-GOM	Ongoing	4,127,418	2,085,447	-
1058	Ministry of Education	Ministry of Education	P-SCH027-001	S.Maradhoo School New Building - 12 room	Domestic	P-GOM	Retention	4,127,418	2,085,447	-
					Domestic	P-GOM		335,000	-	-
					Domestic	P-GOM		335,000	-	-
			P-SCH177-001	Const. of School Science Lab, AV room & Computer Lab - S.Maradhoo	Domestic	P-GOM	Pre-tendering	184,517	64,638	-
					Domestic	P-GOM		184,517	64,638	-
1215	Ministry of Sports, Fitness & Recreation	Ministry of Sports, Fitness & Recreation	P-SOC104-001	Estab. Of Outdoor gym- S.Maradhoo	Domestic	P-GOM	Pre-tendering	380,000	-	-
					Domestic	P-GOM		380,000	-	-
			P-SPT030-001	Football Ground Turfing - S.Maradhoo	Domestic	P-GOM	Retention	90,208	-	-
					Domestic	P-GOM		90,208	-	-
			P-SPT279-001	Devel. of Youth Centre - S.Maradhoo	Domestic	P-GOM	Tendering	86,108	374,240	52,500
					Domestic	P-GOM		86,108	374,240	52,500
			P-SPT348-001	Estab. of Lighting at Football Ground - S.Maradhoo	Domestic	P-GOM	Pre-tendering	112,760	165,000	110,000
					Domestic	P-GOM		112,760	165,000	110,000
			P-SPT447-001	Devel. of Volley Court - S.Maradhoo	Domestic	P-GOM	Retention	173,856	-	-
					Domestic	P-GOM		173,856	-	-
			P-SPT449-001	Devel. of Bashi Court - S.Maradhoo	Domestic	P-GOM	Pre-tendering	103,329	151,200	15,120
					Domestic	P-GOM		103,329	151,200	15,120
1224	Ministry of Construction & Infrastructure	Ministry of Construction & Infrastructure	P-CPT115-001	Coastal protection of east side and Devel. of beach area- S. Maradhoo	Domestic	P-GOM	New	2,400,000	1,000,000	1,000,000
					Domestic	P-GOM		2,400,000	1,000,000	1,000,000
1233	Ministry of Fisheries & Ocean Resources	Ministry of Fisheries & Ocean Resources	P-FIS016-002	Estab. Of Fish Factory - S.Maradhoo	Grant	D-IND	Pre-tendering	8,302,785	-	-
					Grant	D-IND		8,302,785	-	-

Island	BA	Office	Project Code	Project	Fund	Fund details	Status	2024 Approved	2025 Approved	2026 Approved		
1240	Ministry of Islamic Affairs		P-FIS031-001	Masverimge Hiyaa Devel. of - S.Maradhoo	Domestic	P-GOM	Pre-tendering	302,608	226,000	101,000		
			P-MSQ024-001	Construction Of Mosque - S.Maradhoo	Domestic	P-GOM	On-going	1,251,012	819,137	112,790		
			P-SOC087-001	Const.of Funeral Home - S.Maradhoo	Domestic	P-GOM	Contracted	270,625	560,000	140,000		
			P-FIS010-001	Construction Of Fish Market - S.Maradhoo	Domestic	P-GOM	Contracted	1,340,887	408,770	-		
			P-HOU083-001	Const. of housing units - S. Maradhoo	Domestic	P-GOM	New	5,000,000	11,440,233	7,967,345		
			P-OTH001-001	Maldives Urban Dev. & Resilience Project	Domestic	P-GOM	On-going	Expenditure details included under "At multiple islands"	Expenditure details included under "At multiple islands"	Expenditure details included under "At multiple islands"		
			P-ROD030-001	Devel. of Roads in 4 Islands - Addu City	Domestic	P-GOM	On-going	Expenditure details included under "At multiple islands"	Expenditure details included under "At multiple islands"	Expenditure details included under "At multiple islands"		
			P-RNW001-001	AREISE Project	Domestic	P-GOM	On-going	Expenditure details included under "At multiple islands"	Expenditure details included under "At multiple islands"	Expenditure details included under "At multiple islands"		
			S. Hithadhoo							157,169,406	146,951,736	60,959,107
			1014	National Disaster Management Authority	P-OTH013-001	Estab. of Reg. Emergency Oper. Centre - S. Hithadhoo	Domestic	P-GOM	Pre-tendering	87,420	3,780,911	3,780,911
1027	Maldives Police Service	P-MPS002-007	Construction of National Police Academy	Domestic	P-GOM	Pre-tendering	205,019	2,073,845	750,000			
		P-POL005-001	Construction of S.Hithadhoo Police Accomodation	Domestic	P-GOM	On-going	1,644,807	8,342,797	3,337,119			
1029	Maldives Immigration	P-DIE001-001	Construction of Immigration Office Building - S. Hithadhoo	Domestic	P-GOM	On-going	1,230,113	1,700,000	-			
1058	Ministry of Education	P-SCH093-001	Sharafudin School 3 Storey Building (18 Class) - S. Hithadhoo	Domestic	P-GOM	On-going	320,000	1,680,000	-			
		P-SCH093-002	Estab. of Sharafudheen School multipurpose hall- S. Hithadhoo	Domestic	P-GOM	Pre-tendering	246,023	200,000	100,000			
		P-SCH094-001	School Building (12 Classroom) - S. Hithadhoo	Domestic	P-GOM	Contracted	9,009,882	2,757,208	334,046			
		P-SCH119-001	Const. of 12 classroom block - Addu High	Domestic	P-GOM	Contracted	185,337	1,750,000	700,000			

Island	BA	Office	Project Code	Project	Fund	Fund details	Status	2024 Approved	2025 Approved	2026 Approved
			P-SCH119-002	Const. Of Resource Building & Staff Room - Addu high	Domestic	P-GOM	Contracted	185,337	150,000	100,000
			P-SCH131-001	Nooraanee School 12 Classroom Building - S.Hithadhoo	Domestic	P-GOM	Contracted	1,790,717	3,142,463	380,722
			P-SCH281-001	Const. of 3 floors of 18 classrooms at Addu High School	Domestic	P-GOM	New	3,000,000	6,000,000	4,000,000
			P-SCH282-001	Sheltering the drill choir of Sharafuddin School	Domestic	P-GOM	New	1,400,000	500,000	200,000
1130	Maldives National University	P-UNI009-001	MNU Green House Building - S.Hithadhoo	Domestic	P-GOM	Ongoing	160,698	326,000	-	
1141	Maldives Islamic University	P-UNI026-001	Devel. of Campus - S.Hithadhoo	Domestic	P-GOM	New	2,500,000	-	-	
1169	Addu Equatorial Hospital	P-HLT070-003	Estab. of Cath Lab, Pvt Rooms and Hyperbaric Chamber	Domestic	P-GOM	Ongoing	697,064	2,568,000	415,600	
			P-HLT070-004	Estab. Mental Health Centre - AEH	Domestic	P-GOM	Tendering	29,441,735	350,000	125,000
				Domestic	P-GOM		106,610	350,000	125,000	
				Grant	D-IND		29,335,125	-	-	
			P-HLT094-001	Estab. of Medical Waste Management Centre	Domestic	P-GOM	Pre-tendering	332,951	169,000	185,000
1192	National Drug Agency	P-RHB008-001	Southern Regional Drug Rehabilitation Centre	Domestic	P-GOM	Pre-tendering	153,764	1,205,000	1,000,000	
1204	Ministry of Tourism	P-TR2005-002	Estab. Of Addu Tourism Zone - S.Hithadhoo	Domestic	P-GOM	Ongoing	49,702	-	-	
1215	Ministry of Sports, Fitness & Recreation	P-SOC115-001	Devel. of Outdoor Gym in Beyrunathi Dhaaliraa - S.Hithadhoo	Domestic	P-GOM	Ongoing	483,024	117,800	40,690	
			P-SOC116-001	Devel. of Outdoor Gym in Rasgedhara Dhaaliraa - S.Hithadhoo	Domestic	P-GOM	Ongoing	556,749	135,780	70,500
			P-SPT118-001	Devel. of Football Ground - S.Hithadhoo	Domestic	P-GOM	Retention	118,911	-	-
				Domestic	P-GOM		118,911	-	-	

Island	BA	Office	Project Code	Project	Fund	Fund details	Status	2024 Approved	2025 Approved	2026 Approved
1224	Ministry of Construction & Infrastructure		P-SPT118-002	Estab. of Changing Room - S. Hithadhoo	Domestic	P-GOM	Pre-tendering	141,155	206,550	20,655
			P-SPT118-003	Instal. of Football Ground Lighting System-S.Hithadhoo	Domestic	P-GOM	Tendering	141,155	206,550	20,655
			P-SPT219-001	Estab. Of Synthetic Track - S.Hithadhoo	Domestic	P-GOM	Tendering	271,855	650,000	130,000
			P-SPT332-001	Estab. of Kasaba Stadium Futsal Ground - S. Hithadhoo	Loan	X-INEX	Retention	271,855	650,000	130,000
			P-SPT403-001	Instal. of Lighting System in zone stadium -S. Hithadhoo	Domestic	P-GOM	Pre-tendering	4,900,323	9,141,294	13,343,782
			P-SPT422-001	Estab. of Sports complex-S.Hithadhoo	Domestic	P-GOM	Tendering	4,900,323	9,141,294	13,343,782
			P-SPT429-001	Estab. of Stadium Futsal Ground - S. Hithadhoo	Domestic	P-GOM	Awarded	217,320	-	-
			P-SPT587-001	Establishing an indoor volleyball court in stadium area - S. Hithadhoo	Domestic	P-GOM	New	217,320	-	-
			P-CPT018-001	Coastal Protection - S. Hithadhoo	Domestic	P-GOM	Pre-tendering	181,237	265,200	26,520
			P-CPT018-002	Coastal Protection - S. Hithadhoo (Beyrumathi)	Trust fund	T-MGF	On-going	181,237	265,200	26,520
1229	Ministry of Climate Change, Environment & Energy		P-HBR091-001	Devel. of Breakwater of Old Harbour - S.Hithadhoo	Domestic	P-GOM	On-going	246,023	2,500,000	500,000
			P-WAS095-001	Water and Sewerage System at New Settlement - S.Hithadhoo	Domestic	P-GOM	On-going	246,023	2,500,000	500,000
			P-WST007-001	Estab. Regional Waste Management Facility - Addu City	Domestic	P-GOM	On-going	461,287	168,748	120,000
			P-WST033-001	Arena converting waste to energy	Loan	D-ABU	On-going	461,287	168,748	120,000
			P-CPT018-001	Coastal Protection - S. Hithadhoo	Domestic	P-GOM	Pre-tendering	1,000,000	300,000	100,000
			P-CPT018-002	Coastal Protection - S. Hithadhoo (Beyrumathi)	Trust fund	T-MGF	On-going	1,000,000	300,000	100,000
			P-HBR091-001	Devel. of Breakwater of Old Harbour - S.Hithadhoo	Domestic	P-GOM	On-going	360,000	696,000	1,200,000
			P-WAS095-001	Water and Sewerage System at New Settlement - S.Hithadhoo	Domestic	P-GOM	On-going	360,000	696,000	1,200,000
			P-WST007-001	Estab. Regional Waste Management Facility - Addu City	Trust fund	T-MGF	On-going	582,295	640,525	192,157
			P-WST033-001	Arena converting waste to energy	Trust fund	T-MGF	On-going	582,295	640,525	192,157
1229	Ministry of Climate Change, Environment & Energy		P-HBR091-001	Devel. of Breakwater of Old Harbour - S.Hithadhoo	Domestic	P-GOM	On-going	4,043,601	7,632,162	2,126,432
			P-WAS095-001	Water and Sewerage System at New Settlement - S.Hithadhoo	Domestic	P-GOM	On-going	4,043,601	7,632,162	2,126,432
			P-WST007-001	Estab. Regional Waste Management Facility - Addu City	Domestic	P-GOM	On-going	1,427,346	2,152,690	1,076,345
			P-WST033-001	Arena converting waste to energy	Loan	D-ABU	On-going	1,427,346	2,152,690	1,076,345
			P-CPT018-001	Coastal Protection - S. Hithadhoo	Domestic	P-GOM	Pre-tendering	7,385,744	16,116,542	3,556,642
			P-CPT018-002	Coastal Protection - S. Hithadhoo (Beyrumathi)	Trust fund	T-MGF	On-going	7,385,744	16,116,542	3,556,642
			P-HBR091-001	Devel. of Breakwater of Old Harbour - S.Hithadhoo	Domestic	P-GOM	On-going	61,879,574	45,244,904	17,492,365
			P-WAS095-001	Water and Sewerage System at New Settlement - S.Hithadhoo	Domestic	P-GOM	On-going	61,879,574	45,244,904	17,492,365
			P-WST007-001	Estab. Regional Waste Management Facility - Addu City	Trust fund	T-MGF	On-going	59,989,574	42,196,904	17,347,365
			P-WST033-001	Arena converting waste to energy	Trust fund	T-MGF	On-going	1,890,000	3,048,000	145,000

Island	BA	Office	Project Code	Project	Fund	Fund details	Status	2024 Approved	2025 Approved	2026 Approved
1233	Ministry of Fisheries & Ocean Resources		P-FIS014-002	Estab. Of Fish Factory - S.Hithadhoo			Ongoing	1,930,000	193,000	-
				Grant	D-IND		1,930,000	193,000	-	
			P-FIS050-001	Const. of a two-storey fish market in port area- S. Hithadhoo		New	2,000,000	1,000,000	-	
				Domestic	P-GOM		2,000,000	1,000,000	-	
1240	Ministry of Islamic Affairs		P-MSQ038-001	Const. Of Islamic Centre - S.Hithadhoo			Ongoing	2,771,133	8,897,779	3,379,120
				Domestic	P-GOM		2,771,133	8,897,779	3,379,120	
1264	Department of Judicial Administration		P-JAS001-023	Construction Of Court Complex Building - Addu City			Ongoing	10,089,210	2,192,654	423,501
				Domestic	P-GOM		10,089,210	2,192,654	423,501	
1276	Local Government Authority		P-FIS033-001	Estab. Of Fish Market - S.Hithadhoo North			Ongoing	143,513	3,325,000	-
				Domestic	P-GOM		143,513	3,325,000	-	
1510	Ministry of Social & Family Development		P-SCO051-001	Estab. Elderly Wellness Centre - S.Hithadhoo			Pre-tendering	164,015	30,000	-
				Domestic	P-GOM		164,015	30,000	-	
			P-SOC044-001	Estab. Amaan Hiya - Addu City			Tendering	344,432	939,884	210,000
				Domestic	P-GOM		344,432	939,884	210,000	
1529	Ministry of Housing, Land & Urban Development		P-HOU043-002	Const.Of 200 Housing units - S.Hithadhoo			Awarded	2,830,090	7,710,000	1,542,000
				Domestic	P-GOM		2,830,090	7,710,000	1,542,000	
1224	Ministry of Construction & Infrastructure		P-OTH001-001	Maldives Urban Dev. & Resilience Project			Ongoing	Expenditure details included under "At multiple Islands"		
			P-ROD030-001	Devel. of Roads in 4 Islands - Addu City			Ongoing	Expenditure details included under "At multiple Islands"		
1229	Ministry of Climate Change, Environment & Energy		P-MEE001-105	Accelr. Sustainable Pvt. Invmt. in Renewable Energy - ASPIRE			Ongoing	Expenditure details included under "At multiple Islands"		
			P-RNW001-001	AREISE Project			Ongoing	Expenditure details included under "At multiple Islands"		
S.Meedhoo								7,625,848	6,208,287	1,487,387
1204	Ministry of Tourism		P-TRZ001-002	Estab. Of Addu Tourism Zone - S. Meedhoo			Ongoing	49,702	-	-
				Grant	D-IND		49,702	-	-	
1215	Ministry of Sports, Fitness & Recreation		P-SOC194-001	Devel. of S.Meedhoo Children' park with synthetic running track - S. Meedhoo			New	2,000,000	2,000,000	500,000
				Domestic	P-GOM		2,000,000	2,000,000	500,000	
			P-SPT008-001	Devel. of Youth Centre - S. Meedhoo			Contracted	317,369	116,100	-
				Domestic	P-GOM		317,369	116,100	-	
			P-SPT407-001	Estab. of Football ground-S.Meedhoo			Tendering	344,432	850,000	134,000
				Domestic	P-GOM		344,432	850,000	134,000	

Island	BA	Office	Project Code	Project	Fund	Fund details	Status	2024 Approved	2025 Approved	2026 Approved
1224	Ministry of Construction & Infrastructure		P-SPT483-001	Devel. of Indoor Sports Complex - S.Meedhoo	Domestic	P-GOM	Pre-tendering	295,227	432,000	43,200
			P-HBR034-001	Upgr. Harbour and Revetment - S.Meedhoo	Domestic	P-GOM	Retention	1,453,014	-	-
			P-REC073-001	Land reclamation - S.Meedhoo	Domestic	P-GOM	New	1,000,000	-	-
					Domestic	P-GOM		1,000,000	-	-
		P-MIA001-063	Construction Of Mosque - S.Meedhoo	Domestic	P-GOM	On-going	166,104	810,187	810,187	
		P-CLT008-001	Estab. Kogan Museum-S.Meedhoo	Domestic	P-GOM	New	2,000,000	2,000,000	-	
				Domestic	P-GOM		2,000,000	2,000,000	-	
		P-OTH001-001	Maldives Urban Dev. & Resilience Project		On-going	Expenditure details included under "At multiple islands"				
		P-CPT048-001	Building Climate Resilient Safer Islands		Pre-tendering	Expenditure details included under "At multiple islands"				
		P-RNW001-001	AREISE Project		On-going	Expenditure details included under "At multiple islands"				
1532	Ministry of Dhivehi Language, Culture & Heritage	P-CLT002-001	Estab. Of Site Museums & Maintenance of Cultural Sites			Pre-tendering	Expenditure details included under "At multiple islands"			
S.Maradhoofoeydhoo										
1058	Ministry of Education	P-SCH096-001	Irushadhiya School Building (12 Class, Lab & Office)	Domestic	P-GOM	Contracted	7,481,443	12,093,481	6,533,393	
			P-SCH096-002	Const. Canteen & Health Room - S.Maradhoofoeydhoo Irushadhiya	Domestic	P-GOM	Pre-tendering	1,224,212	2,365,318	-
					Domestic	P-GOM		1,224,212	2,365,318	-
		P-SCH096-002	Const. Canteen & Health Room - S.Maradhoofoeydhoo Irushadhiya	Domestic	P-GOM	Pre-tendering	246,023	2,300,000	1,150,000	
				Domestic	P-GOM		246,023	2,300,000	1,150,000	
		P-SPT588-001	Devel. of Futsal Ground (Turf), Volleyball Court (Turf) and Netball Court (Turf) of Irshadiya School - S. Mai New	Domestic	P-GOM		3,000,000	1,000,000	500,000	
				Domestic	P-GOM		3,000,000	1,000,000	500,000	
1215	Ministry of Sports, Fitness & Recreation	P-SOC111-001	Devel. of Indoor Hall (Social Centre) - S.Maradhoofoeydhoo	Domestic	P-GOM	On-going	643,759	157,000	40,690	
		P-SOC195-001	Devel. of Children' park with synthetic running track -S. Maradhoofoeydhoo	Domestic	P-GOM	New	643,759	157,000	40,690	
				Domestic	P-GOM		400,000	4,600,000	4,000,000	
		P-SPT282-001	Devel. of Indoor Volley Court - S. Maradhoofoeydhoo	Domestic	P-GOM	Tendering	400,000	4,600,000	4,000,000	
				Domestic	P-GOM		400,000	4,600,000	4,000,000	
P-SPT354-001	Estab. Of Swimming Track - S.Maradhoo feydhoo	Domestic	P-GOM	Contracted	200,918	740,000	145,000			
					200,918	740,000	145,000			
					336,231	123,000	60,900			
					336,231	123,000	60,900			

Island	BA	Office	Project Code	Project	Fund	Fund details	Status	2024 Approved	2025 Approved
	1240	Ministry of Islamic Affairs	P-MSQ045-001	Const. of Mosque- S.MaradhooFeydhoo	Domestic	P-GOM	Awarded	1,307,289	606
								1,307,289	606
	1532	Ministry of Dhivehi Language, Culture & Heritage	P-CLT003-001	Estab. Of South Arts & Cultural Centre - S.MaradhooFeydhoo	Domestic	P-GOM	Tendering	123,011	201
								123,011	201
	1224	Ministry of Construction & Infrastructure	P-OTH001-001	Maldives Urban Dev. & Resilience Project			On-going	Expenditure details included undr	
			P-ROD030-001	Devel. of Roads in 4 Islands - Addu City			On-going	Expenditure details included undr	
	1229	Ministry of Climate Change, Environment & Energy	P-MEE001-105	Accelr. Sustainable Pvt. Invmt. in Renewable Energy - ASPIRE			On-going	Expenditure details included undr	
								3,682,338	3,748
S.Hulhumeedhoo (imaginary)									
	1058	Ministry of Education	P-SCH095-001	School Building (5 Classroom) - S.Atoll	Domestic	P-GOM	Contracted	336,231	1,260
								336,231	1,260
	1163	Ministry of Health	P-HLT058-001	Health Centre New Building - S.Hulhumeedhoo	Domestic	P-GOM	Contracted	401,837	588
								401,837	588
	1224	Ministry of Construction & Infrastructure	P-HBR060-001	Expansion of Harbour entrance channel - S. Hulhumeedhoo	Domestic	P-GOM	Retention	2,821,259	
								2,821,259	
	1233	Ministry of Fisheries & Ocean Resources	P-FIS015-002	Estab. Of Geydhoshu Mas Plant - S.Hulhumeedhoo	Domestic	P-GOM	Pre-tendering	123,011	1,900
								123,011	1,900
S. Gan									
								69,416,472	95,753
	1027	Maldives Police Service	P-POL003-001	Construction of S.Gan Police Station	Domestic	P-GOM	On-going	3,428,940	5,285
								3,428,940	5,285
	1233	Ministry of Fisheries & Ocean Resources	P-FIS007-001	Estab. Of Quarantine Facility at Commercial Ports	Domestic	P-GOM	Contracted	573,407	2,796
								573,407	2,796
	1517	Invest Maldives	P-AIR007-002	Upgrading of Airport - S.Gan	Loan	X-INEX	On-going	65,414,125	87,670
								63,365,291	79,676
								2,048,834	7,994
At Multiple Islands									
								1,993,604,045	2,193,444
	1027	Maldives Police Service	P-POL010-001	Establishing Of Police Stations			Contracted	105,214,182	105,725

Island	BA	Office	Project Code	Project	Fund	Fund details	Status	2024 Approved	2025 Approved	2026 Approved
1215	Ministry of Sports, Fitness & Recreation		P-SPT045-001	Devel. of Childrens Parks (12 Islands)	Domestic		Contracted	205,019	75,000	-
					P-GOM			205,019	75,000	-
			P-SPT431-001	Estab. of 5 Futsal Ground - Male City			Ongoing	1,550,188	687,000	150,000
					Domestic			1,550,188	687,000	150,000
					P-GOM			8,346,158	7,840,000	6,300,000
1224	Ministry of Construction & Infrastructure		P-AIR006-001	Estab. airports at Multiple Islands			Contracted	8,346,158	7,840,000	6,300,000
					Domestic			8,346,158	7,840,000	6,300,000
			P-AIR012-001	Estab. airports at Multiple Islands			New	60,466,947	76,808,634	454,579,000
					Domestic			60,466,947	76,808,634	454,579,000
			P-BRG003-001	Bridge Const. study Addu City Hulhuneedhoo - Hithadhoo			New	30,000,000	-	-
					Domestic			30,000,000	-	-
			P-HBR114-001	High Speed Ferry Network Access Improvement Platform			Contracted	1,312,121	1,500,000	-
					Domestic			1,312,121	1,500,000	-
			P-HTE158-001	Installing Street Lights in Road Devel. of Islands			Ongoing	4,441,282	9,540,000	1,780,000
					Domestic			4,441,282	9,540,000	1,780,000
			P-OTH001-001	Maldives Urban Dev. & Resilience Project			Ongoing	89,917,979	86,597,582	131,040
					Loan			21,929,435	55,595,822	-
					Domestic			413,318	655,200	131,040
					Grant			67,575,226	30,346,560	-
			P-REC021-001	Addu City Reclamation and Shore Protection			Ongoing	180,126,307	191,701,006	562,887,420
					Loan			174,803,101	183,166,606	560,580,540
					X-INEX			5,323,206	8,534,400	2,306,880
			P-ROD004-001	Est. Causeway - M. Mul/M. Naalafushi			Contracted	2,074,786	9,838,167	6,279,389
					Domestic			2,074,786	9,838,167	6,279,389
			P-ROD009-001	Estb. Causeway - L. Kalaidhoo/L. Dhanbidhoo			Contracted	4,298,138	11,391,164	7,797,055
					Domestic			4,298,138	11,391,164	7,797,055
			P-ROD029-001	Addu City Road Development			Ongoing	178,037,386	187,391,003	559,695,806
					Loan			174,037,386	182,364,254	558,124,947
					Domestic			4,000,000	5,026,749	1,570,859
			P-ROD030-001	Devel. of Roads in 4 Islands - Addu City			Ongoing	3,942,890	8,085,538	1,554,911
					Domestic			3,942,890	8,085,538	1,554,911

Island	BA	Office	Project Code	Project	Fund	Fund details	Status	2024 Approved	2025 Approved
			P-ROD053-001	Devel. of Roads in Multiple Islands	Domestic	P-GOM	On-going	2,833,584	7,166,4
								2,833,584	7,166,4
			P-ROD060-001	Devel. of the Roads- L.Isdho - L.Kalaidhoo	Domestic	P-GOM	Awarded	5,727,551	8,708,1
								5,727,551	8,708,1
			P-ROD130-001	Urban Devel. of - Greater Male Region	Domestic	P-GOM	New	200,000,000	600,000,1
								200,000,000	600,000,1
			P-SAN011-001	Sanitation in 5 Islands	Loan	X-IDB	On-going	-	9,662,1
								-	9,662,1
			P-SOC112-002	Strengthening Gender Inclusive Initiative Project	Domestic	P-GOM	Tendering	7,834,362	7,324,1
					Grant	X-ADB		324,362	7,324,1
								7,510,000	
			P-SOC186-001	Devel. of a picnic island between K. Thulusdhoo and K. Dhiffushi	Domestic	P-GOM	New	3,000,000	1,000,1
								3,000,000	1,000,1
			P-SOC196-001	Devel. of Picnic Island - S. Hajar	Domestic	P-GOM	New	1,000,000	750,1
								1,000,000	750,1
			P-WAS069-001	Provision of Water Supply & Sewerage Project	Loan	X-INEX	On-going	276,341,522	255,847,1
								233,685,258	244,865,1
					Domestic	P-GOM		42,656,264	10,981,1
			P-WAS092-001	Outer Island Harbour, Water Supply & Sewerage - OFID Phase 3	Loan	X-OFID	On-going	85,641,531	84,660,1
					Trust fund	T-MGF		81,219,785	70,792,1
								4,421,746	13,867,1
			P-WAS096-001	Water and Sewerage System at Tourism Devel. of Zone	Domestic	P-GOM	Pre-tendering	246,023	7,000,1
								246,023	7,000,1
			P-WAS097-001	Provision of Electricity, water and sewer to reclaimed land	Domestic	P-GOM	Pre-tendering	246,023	7,000,1
								246,023	7,000,1
			P-WAT024-001	Micro grid desalination Plant			On-going	3,575,743	375,1

Island	BA	Office	Project Code	Project	Fund	Fund details	Status	2024 Approved	2025 Approved	2026 Approved
1229	Ministry of Climate Change, Environment & Energy		P-CPT048-001	Building Climate Resilient Safer Islands				17,928,443	-	-
					Trust fund	T-MGF	Pre-tendering	1,017,715	-	-
					Grant	D-JPN		8,939,918	-	-
					Grant	D-GCF		7,970,810	-	-
			P-HTE023-100	Prov.of Water Supply, Sanitation&Waste Mngmt prj (OFID ph2)			Ongoing	14,528,004	16,545,920	5,745,111
					Loan	X-OFID		14,528,004	16,545,920	5,745,111
			P-MEE001-105	Accelr. Sustainable Pvt. Invmt. in Renewable Energy - ASPRE			Ongoing	3,200,000	3,689,000	250,000
					Trust fund	T-MGF		1,200,000	3,689,000	250,000
					Grant	D-HDA		2,000,000	-	-
			P-MEE001-114	Maldives Clean Environment Project			Ongoing	5,485,482	5,120,000	189,000
					Trust fund	T-MGF		1,100,000	5,120,000	189,000
					Grant	X-ADB		4,385,482	-	-
			P-MEE002-018	Waste Mngmt Project in Zone 1 Islands (OFID Ph2 - Waste LC)			Ongoing	3,524,000	3,680,000	720,000
					Trust fund	T-MGF		3,524,000	3,680,000	720,000
			P-MEE062-100	Preparing Outer Island For Sustainable Energy Devel - POISED			Ongoing	176,142,818	213,715,483	5,727,776
					Loan	X-EIB		158,485,664	204,581,072	-
					Loan	X-ADB		15,365,483	4,950,297	4,728,997
					Trust fund	T-MGF		1,788,111	3,995,114	998,779
					Grant	X-ADB		503,560	189,000	-
			P-MEE084-001	Estab.Regional Waste Management System - Huvadhu Atoll			Ongoing	1,994,800	5,120,000	189,000
					Trust fund	T-MGF		1,994,800	5,120,000	189,000
			P-RNW001-001	AREISE Project			Ongoing	59,352,244	87,499,133	8,230,485
					Loan	D-HDA		41,709,946	52,881,931	2,279,806
					Loan	X-CDP		8,028,165	21,074,756	5,950,679
					Loan	X-CTF		4,285,419	7,342,446	-
					Grant	D-HDA		5,328,714	6,200,000	-
			P-RNW002-001	Accel. Sustain. System Dev. with Renewable Energy (ASSURE)			Pre-tendering	41,831,408	13,200,000	-
					Loan	D-ABU		41,632,000	13,200,000	-
					Grant	X-ADB		199,408	-	-

Island	BA	Office	Project Code	Project	Fund	Fund details	Status	2024	2025	2026
								Approved	Approved	Approved
1233	Ministry of Fisheries & Ocean Resources		P-WST011-001	Zone 1 Regional Waste Management Project	Trust fund	T-MGF	Pre-tendering	17,495,574	6,388,200	164,500
								17,495,574	6,388,200	164,500
			P-WST011-002	Upg. of Zone 1 Island Waste Management Centres	Trust fund	T-MGF	Pre-tendering	779,906	1,768,495	178,600
								779,906	1,768,495	178,600
			P-WST035-001	Estab.Syst.For Bio-Treatment Of Orgnc.Waste Zones 4 & 5	Trust fund	T-MGF	Pre-tendering	595,651	2,363,695	170,000
								595,651	2,363,695	170,000
1264	Department of Judicial Administration		P-WST036-001	Estab.Systems For Bio-Treatment Of Org.Waste in Zone 2	Trust fund	T-MGF	Pre-tendering	648,327	2,572,730	165,000
								648,327	2,572,730	165,000
			P-WST038-001	Upgrading of Zone 3 outer Island waste management centers	Trust fund	T-MGF	On-going	7,916,016	17,829,280	2,858,990
1276	Local Government Authority		P-FIS004-001	Fisheries Sector Development Project	Loan	X-KSA	On-going	39,965,240	45,908,651	27,017,818
								39,965,240	45,908,651	27,017,818
1517	Invest Maldives		P-CRT016-001	Const. of Magistrate Court in Multiple Islands	Domestic	P-GOM	Tendering	3,195,521	1,871,565	724,129
								3,195,521	1,871,565	724,129
1529	Ministry of Housing, Land & Urban Development		P-OFF010-001	Const.of Council Offices at Multiple Islands	Domestic	P-GOM	Pre-tendering	344,432	2,132,565	3,000,000
								344,432	2,132,565	3,000,000
			P-FIS035-001	Expansion of Mifco Facility- Lh.Felivaru, GA. Gemanafushi	Domestic	P-GOM	On-going	3,638,642	4,436,960	35,495,683
1532	Ministry of Dhivehi Language, Culture & Heritage							3,638,642	4,436,960	35,495,683
			P-HOU011-002	Affordable Housing Scheme Project	Loan	X-KSA	On-going	43,559,419	54,982,927	1,382,481
								43,247,000	54,373,385	849,132
			P-HOU056-002	Social Housing-FDC	Domestic	P-GOM	On-going	312,419	609,542	533,349
1532	Ministry of Dhivehi Language, Culture & Heritage							286,371,170	-	-
								286,371,170	-	-
			P-CLT002-001	Estab. Of Site Museums & Maintenance of Cultural Sites	Domestic	P-GOM	Pre-tendering	153,764	1,000,000	3,500,000
1555	Ministry of Agriculture & Animal Welfare							153,764	1,000,000	3,500,000
			P-FIS020-002	Maldives Agribusiness Project	Loan	D-IFAD	On-going	6,777,251	13,043,472	4,015,662
								4,248,854	8,128,425	2,125,243
								1,825,429	4,726,047	1,890,419
1576	Ministry of Education, Youth & Sports							503,560	-	-
								199,408	189,000	-

Island	BA	Office	Project Code	Project	Fund	Fund details	Status	2024 Approved	2025 Approved	2026 Approved
At Other Countries										
1215	Ministry of Sports, Fitness & Recreation	P-SPT486-001	Const. of Futsal Ground at Srilankan Cultural Centre	Domestic	P-GOM		Pre-tendering	153,764	525,000	150,000
								153,764	525,000	150,000
								153,764	525,000	150,000

5.3 Other Projects

In MVR

	Organization	Project Name	Fund	Fund Name	2022 Actual	2023 Revised	2024 Approved	2025 Approved	2026 Approved
Total					1,103,997,590	1,473,239,808	1,157,879,392	1,008,912,771	1,068,209,034
1244 Elections Commission					3,480,539	104,743,993	63,000,000	2,448,000	71,948,000
	P-ELC001-001	Parliament Election	Domestic	GOM	474,362	261,707	61,000,000	448,000	448,000
	P-ELC001-002	Local Council Election	Domestic	GOM	737,705	432,967	500,000	500,000	70,000,000
	P-ELC001-003	Presidential Election	Domestic	GOM	-	102,823,043	-	-	-
	P-ELC001-005	Womans Development Committee Election	Domestic	GOM	2,268,472	1,226,276	1,500,000	1,500,000	1,500,000
1272 Ministry of Finance					25,655,969	-	-	-	-
	P-MFT009-100	Public Finance Management syst strengthening project	Grant	World Bank	17,868,806	-	-	-	-
	P-MFT009-100	Public Finance Management syst strengthening project	Loan	World Bank	7,787,163	-	-	-	-
1013 Maldives National Defense Force					835,076	6,300,803	639,322	-	-
	P-HLT167-001	Procurement of Sea Ambulances	Grant	India	835,076	6,300,803	639,322	-	-
1014 National Disaster Management Authority					24,345,038	30,538,056	-	-	-
	P-CRN001-005	Novel Coronavirus PP - NDMA	Domestic	GOM	24,320,644	29,409,763	-	-	-
	P-NDMC05-100	NDMC Grant Funded programs	Grant	UNICEF	1,770	945,299	-	-	-
	P-NDMC08-100	NDMC Grant Funded programs	Grant	Japan	-	102,483	-	-	-
	P-NDMC05-100	NDMC Grant Funded programs	Grant	NGO	22,624	13,427	-	-	-
	P-NDMC05-100	NDMC Grant Funded programs	Grant	NGO	-	67,084	-	-	-
1027 Maldives Police Service					36,377,368	18,775,425	20,377,745	12,904,077	18,931,200
	P-MPS001-100	CCTV Network Expansion Project - K.Male	Domestic	NGO	8,024,618	3,509,446	6,500,000	4,500,000	6,000,000
	P-MPS004-001	Forensic Development Programme	Domestic	NGO	1,611,113	3,183,142	4,000,000	2,000,000	4,000,000
	P-MPS009-100	Donor Funded Activities of MPS	Grant	NGO	1,225,157	1,502,421	877,745	904,077	931,200
	P-MPS010-001	Establishment of Video Recording System	Domestic	NGO	648,190	635,275	1,000,000	500,000	1,000,000
	P-POL009-001	Database Redundancy Program	Domestic	NGO	10,360,141	8,963,634	8,000,000	5,000,000	7,000,000
	P-RHB007-001	NDCC 12 point action plan	Domestic	NGO	14,508,149	981,507	-	-	-
1008 Maldives Customs Service					8,971,995	-	-	-	-
	P-RHB007-002	NDCC 12 point action plan	Domestic	NGO	8,971,995	-	-	-	-
1058 Ministry of Education					13,830,669	27,023,621	8,831,628	-	-

Organization	Project Name	Fund	Fund Name	2022 Actual	2023 Revised	2024 Approved	2025 Approved	2026 Approved
P-ACT003-001	Learning Advancement and Measurement Project (LAMP)	Grant	NGO	57,093	-	-	-	-
P-ACT003-001	Learning Advancement and Measurement Project (LAMP)	Grant	NGO	8,593,472	13,816,117	8,831,628	-	-
P-MOE014-100	Donor Funded Activities of MOE	Grant	NGO	363,373	-	-	-	-
P-MOE014-100	Donor Funded Activities of MOE	Grant	NGO	119,200	150,921	-	-	-
P-MOE014-100	Donor Funded Activities of MOE	Grant	NGO	849,942	-	-	-	-
P-MOE014-100	Donor Funded Activities of MOE	Grant	NGO	1,093,260	-	-	-	-
P-MOE014-100	Donor Funded Activities of MOE	Grant	NGO	1,813,939	507,064	-	-	-
P-MOE076-001	Digital School Initiative Project	Domestic	NGO	847,870	-	-	-	-
P-SCH187-001	Atoll Education Development Project	Grant	NGO	-	12,290,744	-	-	-
P-MOE014-100	Donor Funded Activities of MOE	Grant	NGO	92,520	-	-	-	-
P-MOE014-100	Donor Funded Activities of MOE	Grant	NGO	-	258,775	-	-	-
1500 National Institute of Education				4,350,744	2,258,504	-	-	-
P-NIE001-100	Donor Funded Activities of NIE	Grant	NGO	344,343	39,063	-	-	-
P-NIE001-100	Donor Funded Activities of NIE	Grant	NGO	539,810	581,204	-	-	-
P-NIE001-100	Donor Funded Activities of NIE	Grant	NGO	3,394,314	1,605,715	-	-	-
P-NIE001-100	Donor Funded Activities of NIE	Domestic	NGO	33,973	-	-	-	-
P-NIE001-100	Donor Funded Activities of NIE	Grant	NGO	37,880	16,133	-	-	-
P-NIE001-100	Donor Funded Activities of NIE	Grant	NGO	424	16,389	-	-	-
1533 Department of Inclusive Education				696,600	3,450,260	497,140	-	-
P-SCH184-001	Strengthening of Inclusive Education Units	Grant	NGO	696,600	3,450,260	497,140	-	-
1129 Ministry of Higher Education, Labor and Skills Development				588,105,405	1,058,199,859	919,735,773	839,760,401	850,359,401
P-ACT007-001	Job Seekers Re-Skill Program	Domestic	NGO	544,169	-	-	-	-
P-ACT007-002	Training program for senior position jobs in resorts	Domestic	NGO	2,607,386	2,430,400	-	-	-
P-ACT007-003	Estab. Of Integrated Higher Edu. IMS	Domestic	NGO	-	588,442	-	-	-
P-MHE001-100	MV Enhancing Employability & Resilience of Youth (MEERY)	Grant	NGO	32,403,757	14,858,245	15,060,401	15,060,401	15,060,401
P-SCP001-001	Free first Degree	Domestic	NGO	163,069,629	166,747,692	156,375,372	150,000,000	145,000,000
P-SCP001-002	Developing MBBS doctors and specialist doctors	Domestic	NGO	49,691	2,321,775	3,000,000	3,000,000	3,000,000

Organization	Project Name	Fund	Fund Name	2022 Actual	2023 Revised	2024 Approved	2025 Approved	2026 Approved
P-SCP001-003	Other scholarships	Domestic	NGO	11,758,752	14,349,395	15,000,000	15,000,000	15,000,000
P-SCP001-004	Presidents scholarship-GCE alevel first place	Domestic	NGO	26,901,537	30,860,488	30,000,000	30,000,000	30,000,000
P-SCP001-005	High Achievers Scholarship	Domestic	NGO	88,757,257	92,200,514	110,000,000	113,300,000	116,699,000
P-SIS001-001	National Student loan scheme	Domestic	NGO	262,013,227	716,124,073	550,000,000	460,000,000	455,000,000
P-MHE001-100	MV Enhancing Employability & Resilience of Youth (MEERY)	Direct Loan	NGO	-	17,718,835	15,300,000	28,400,000	45,600,000
P-SCP001-006	Professional Accountants Training Program	Domestic	NGO	-	-	25,000,000	25,000,000	25,000,000
1163	Ministry of Health			142,409,889	47,782,411	987,572	987,572	987,572
P-CRN001-001	Novel Coronavirus PP - Health	Domestic	NGO	87,374,639	-	-	-	-
P-CRN001-001	Novel Coronavirus PP - Health	Grant	NGO	571,975	1,013,472	-	-	-
P-CRN001-001	Novel Coronavirus PP - Health	Grant	NGO	911,137	2,146,459	-	-	-
P-CRN001-014	COVID-19 Emergency Response and Health Systems Preparednes	Grant	NGO	7,245,645	2,076,299	-	-	-
P-CRN001-014	COVID-19 Emergency Response and Health Systems Preparednes	Direct Loan	NGO	12,448,459	17,906,568	-	-	-
P-CRN001-015	Covid19 Emergency Response - APDR Fund 1	Grant	NGO	38,281	-	-	-	-
P-HLT169-001	Asia Pacific Vaccine Access Facility (APVAX)	Grant	NGO	-	987,572	987,572	987,572	987,572
P-MOH018-200	WHO Funded Projects- Min of Health	Grant	NGO	181,683	2,948,009	-	-	-
P-CRN001-001	Novel Coronavirus PP - Health	Grant	NGO	-	1,099,920	-	-	-
P-CRN001-014	COVID-19 Emergency Response and Health Systems Preparednes	Direct Loan	NGO	-	15,282,060	-	-	-
P-CRN001-019	Emergency Response to COVID-19 Pandemic Phase 2	Direct Loan	NGO	33,638,070	4,287,054	-	-	-
P-HLT169-001	Asia Pacific Vaccine Access Facility (APVAX)	Domestic	NGO	-	34,998	-	-	-
1164	Health Protection Agency			2,097,839	1,801,856	1,300,000	1,300,000	1,300,000
P-INF001-001	Influenza Surveillance Grant CDC	Grant	NGO	604,776	-	-	-	-
P-MOH014-100	UNICEF Funded Projects of CCHDC	Grant	NGO	381,967	331,040	300,000	300,000	300,000
P-MOH018-300	WHO Funded Projects - CCHDC	Grant	NGO	1,120,612	1,310,816	1,000,000	1,000,000	1,000,000
P-MOH020-200	UNFPA Funded Projects -HPA	Grant	NGO	(9,516)	160,000	-	-	-
1192	National Drug Agency			948,100	-	-	-	-
P-RHB007-003	NDCC 12 point action plan	Domestic	NGO	948,100	-	-	-	-
1166	Indira Gandhi Memorial Hospital			42,972,156	-	-	-	-

Organization	Project Name	Fund	Fund Name	2022 Actual	2023 Revised	2024 Approved	2025 Approved	2026 Approved
P-CRN001-007	Novel Coronavirus PP - IGMH	Domestic	NGO	42,972,156	-	-	-	-
1202 Ministry of Economic Development & Trade				50,898,165	108,129,056	93,160,347	103,649,228	76,580,818
P-ACT010-001	Dubai Expo 2020	Domestic	NGO	167,460	-	-	-	-
P-ACT010-001	Dubai Expo 2020	Grant	NGO	4,567,118	265,662	-	-	-
P-ACT010-002	Corporate Registers Forum (CRF)	Grant	NGO	1,541,114	-	-	-	-
P-CRN012-001	Covid19 Emergency Income Support	Grant	NGO	63,666	-	-	-	-
P-CRN012-001	Covid19 Emergency Income Support	Grant	NGO	32,410,648	63,505,024	-	-	-
P-DEV001-003	Sasec national single window project	Grant	NGO	2,354,992	1,277,475	5,983,365	5,783,365	5,000,000
P-DEV001-003	Sasec national single window project	Loan	NGO	2,297,833	436,539	10,783,365	10,783,365	10,000,000
P-DEV001-003	Sasec national single window project	Direct Loan	NGO	1,124,073	2,000,000	6,200,000	17,800,000	15,800,000
P-DEV001-003	Sasec national single window project	Domestic	NGO	-	-	3,148,041	-	-
P-MHE001-101	MV Enhancing Employability & Resilience of Youth (MEERY)	Grant	NGO	6,400,578	38,150,629	40,495,144	41,886,613	43,741,903
P-TAI001-001	Sustainable and Integrated labour Services (SAILS)	Grant	NGO	-	1,627,670	2,039,415	2,039,915	2,038,915
P-CRN012-001	Covid19 Emergency Income Support	Domestic	NGO	(29,317)	-	-	-	-
P-TAI002-001	Support Livelihoods in MV Fisheries with Sustainable Energy	Grant	NGO	-	441,703	1,578,856	1,874,589	-
P-TAI002-001	Support Livelihoods in MV Fisheries with Sustainable Energy	Loan	NGO	-	424,354	22,932,161	23,481,381	-
1204 Ministry of Tourism				17,990,791	-	-	-	-
P-ACT011-001	Tourism Golden Jubilee Celebrations	Domestic	NGO	17,990,791	-	-	-	-
1271 National Centre for Cultural Heritage				-	873,801	-	-	-
P-CLT005-001	Preserv. of Cultural Places in N.Landhoo & Th.Dhiyamigili	Domestic	NGO	-	873,801	-	-	-
1224 Ministry of Construction & Infrastructure				3,787,500	6,783,799	8,000,000	8,000,000	8,000,000
P-ACT002-002	Repairing Roads in the Islands	Domestic	NGO	2,766,500	6,783,799	8,000,000	8,000,000	8,000,000
P-CRN001-008	Novel Coronavirus PP - MNPI	Domestic	NGO	1,021,000	-	-	-	-
1011 Maldives Bureau of Statistics				43,828,245	4,066,508	-	-	-
P-CNS001-001	Census Program	Domestic	NGO	41,273,441	3,668,641	-	-	-
P-DNP003-002	Donor Funded Activities of Dept of Stat	Grant	NGO	1,869,275	115,000	-	-	-
P-DNP003-002	Donor Funded Activities of Dept of Stat	Grant	NGO	506,627	100,000	-	-	-

Organization	Project Name	Fund	Fund Name	2022 Actual	2023 Revised	2024 Approved	2025 Approved	2026 Approved
P-DNP003-002	Donor Funded Activities of Dept of Stat	Grant	NGO	178,902	182,867	-	-	-
1233	Ministry of Fisheries & Ocean Resources			10,958,341	13,796,993	13,723,180	13,601,718	13,604,868
P-ACT004-001	SDF Livelihood Project	Domestic	NGO	-	57,855	65,428	53,428	53,428
P-ACT004-001	SDF Livelihood Project	Grant	NGO	36,926	-	-	-	-
P-ACT004-003	Rehabilitation of Coconut Industry in the Maldives	Trust Fund	NGO	541,888	1,689,359	2,027,231	2,027,231	2,027,231
P-MFA001-001	Installation of Fish Aggregating Devices	Domestic	NGO	8,783,338	9,429,086	10,000,000	9,890,538	9,893,688
P-MFA006-005	Establishment of Hydroponics systems	Domestic	NGO	376,582	912,511	947,860	947,860	947,860
P-MFA013-100	Integrated Farming	Grant	NGO	63,341	-	-	-	-
P-MFA026-100	Donor Funded Activities-Min of Fish&Agr	Grant	NGO	444,288	306,476	-	-	-
P-MFA038-001	Establishment of Drip Irrigation Systems	Domestic	NGO	460,312	66,153	414,780	414,780	414,780
P-ACT012-001	Transforming Fisheries Sector Manag. in SWIO and Maldives	Grant	NGO	-	267,881	267,881	267,881	267,881
P-FIS029-001	Coral Reef Research Project	Grant	NGO	36,750	361,288	-	-	-
P-MFA017-100	Bay of Bangal Marine Eco System Prog	Grant	NGO	13,971	-	-	-	-
P-MFA025-100	Tuna Tagging Project	Grant	NGO	3,192	-	-	-	-
P-MFA026-100	Donor Funded Activities-Min of Fish&Agr	Grant	NGO	-	651,543	-	-	-
P-MFA026-200	Value addition & agricultural research	Grant	NGO	180,961	51,600	-	-	-
P-MFA029-100	Entanglement of Olive Ridley Turtles	Grant	NGO	16,792	-	-	-	-
P-MFA040-100	Poultry Project	Grant	NGO	-	3,241	-	-	-
1229	Ministry of Climate Change, Environment & Energy			32,598,068	33,524,747	25,281,775	25,461,775	25,697,175
P-ACT001-001	Kigali Amendment Enabling Activities	Grant	NGO	34,916	-	-	-	-
P-ACT001-003	Initiative for Climate Action Transparency (ICAT)	Grant	NGO	301,119	122,320	668,715	668,715	668,715
P-ACT001-004	Capacity Strengthening for Improved Transparency of Climate	Grant	NGO	201,463	1,072,125	3,810,797	3,810,797	3,810,797
P-ACT001-005	Eliminating POPs through sound management of chemicals	Grant	NGO	4,005,531	4,194,478	3,439,843	3,439,843	3,439,843
P-ACT001-006	Prot. Sea Lvl Rise - Firm Ice Sheet to Lal Implctin (PROTECT)	Grant	NGO	-	5,616	446,801	446,801	446,801
P-ACT001-007	Enhanc. Natn. Devel. thrgh Environ. Resilient Isl. (ENDHERI)	Grant	NGO	2,630,143	6,390,050	6,000,000	6,180,000	6,365,400
P-ACT001-009	Technology Needs Assessment for the Maldives	Grant	NGO	679,465	475,933	500,000	500,000	500,000
P-ACT001-010	Integrated, Sustainable & Low Emission Transport	Grant	NGO	686,151	2,438,491	2,500,000	2,550,000	2,600,000

Organization	Project Name	Fund	Fund Name	2022 Actual	2023 Revised	2024 Approved	2025 Approved	2026 Approved
P-ACT001-011	Supp. to the preparation of the 4th NBR to the CPB	Grant	NGO	22,994	-	-	-	-
P-ACT001-012	Preparation of Maldives Initial BTR to the UNFCCC	Grant	NGO	-	200,693	200,000	150,000	150,000
P-HTE053-100	Ozone Project	Grant	NGO	-	206,857	-	-	-
P-HTE053-100	Ozone Project	Grant	NGO	1,058,857	1,457,927	2,388,537	2,388,537	2,388,537
P-MEE001-100	Donor Funded Activities of MEE	Grant	NGO	232,301	29,108	-	-	-
P-MEE001-100	Donor Funded Activities of MEE	Grant	NGO	-	8,748	-	-	-
P-MEE001-100	Donor Funded Activities of MEE	Grant	NGO	167,976	350,313	300,000	300,000	300,000
P-MEE001-100	Donor Funded Activities of MEE	Grant	NGO	-	50,000	-	-	-
P-MEE001-100	Donor Funded Activities of MEE	Grant	NGO	-	100,000	-	-	-
P-MEE001-100	Donor Funded Activities of MEE	Grant	NGO	-	89,322	-	-	-
P-MEE001-100	Donor Funded Activities of MEE	Grant	NGO	88,352	50,000	-	-	-
P-MEE001-109	Climate Vulnerability & Risk Assessment	Grant	NGO	26,681	-	-	-	-
P-MEE001-109	Climate Vulnerability & Risk Assessment	Grant	NGO	3,637,064	12,083,247	1,000,000	1,000,000	1,000,000
P-MEE001-113	Devlpmt of Minamata Initial Assessment	Grant	NGO	23,345	-	-	-	-
P-MEE001-117	Preparation of Maldives TNC under UNFCCC	Grant	NGO	549,847	490,409	17,445	17,445	17,445
P-MEE001-120	Development of RIWMS & AP of Maldives	Grant	NGO	-	216,000	630,247	630,247	630,247
P-MEE001-121	Support - Produce National Report to CBD	Grant	NGO	529,487	6,427	336,444	336,444	336,444
P-MEE004-100	Activities to Facilit implmmt Stockholm Conv	Grant	NGO	148,676	-	-	-	-
P-MEE060-100	Strengthening Low-Carbon Energy Island	Grant	NGO	17,372,048	970,523	1,424,389	1,424,389	1,424,389
P-MNT001-001	Repair & Maintenance of Water & Sewerage Projects	Domestic	NGO	153,700	-	-	-	-
P-ACT001-014	GEF - 7 Islands	Grant	NGO	47,952	874,020	792,103	792,103	792,103
P-ACT001-015	Ozone Network Meeting 2023	Grant	NGO	-	430,360	136,817	136,817	136,817
P-ACT001-017	Digital MV: Adaptation, Decentralization & Diversification	Grant	NGO	-	1,211,780	689,637	689,637	689,637
1231	Environmental Protection Agency			49,665	304,734	-	-	-
P-EPA001-400	Donor Funded Activities of EPA	Grant	NGO	49,665	204,734	-	-	-
P-EPA001-400	Donor Funded Activities of EPA	Grant	UNFPA	-	100,000	-	-	-
1510	Ministry of Social & Family Development			2,567,828	3,019,686	2,344,910	800,000	800,000

Organization	Project Name	Fund	Fund Name	2022 Actual	2023 Revised	2024 Approved	2025 Approved	2026 Approved
P-ACT006-002	Geveshi Gulhun	Grant	Pakistan	1,177,808	1,544,910	1,544,910	-	-
P-CRN001-010	Novel Coronavirus PP - Gender	Grant	Agencies of GOM	112,175	-	-	-	-
P-MOH015-200	UNICEF Projects -Ministry of Law&Gender	Grant	UNICEF	1,277,845	1,437,595	800,000	800,000	800,000
P-MOH017-300	UNDP Funded Projects -Min of Law&Gender	Grant	UNDP	-	37,181	-	-	-
1250	National Social Protection Agency			46,241,600	1,865,696	-	-	-
P-CRN001-009	Novel Coronavirus PP - NSPA	Domestic	GOM	46,241,600	1,865,696	-	-	-



Ministry of Finance
2023

   @MvBudget  www.budget.gov.mv

 fb.com/finance.gov.mv  @MoFmv  @financegovmv  www.finance.gov.mv