

SPECIFICATION SHEET

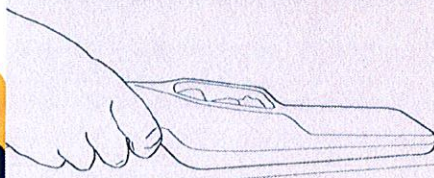

SECURITY EQUIPMENTS

PD140

ENHANCED HAND HELD METAL DETECTOR

FEATURE HIGHLIGHTS


- High Sensitivity
- Detection of both Magnetic and Non-Magnetic Metals
- Optical, Acoustical and Vibration Alarm
- Long Battery Life
- Very High Reliability
- Easy to Use
- Self-Calibrating
- Fast Inductive Battery Charger (optional for PD140VR model)



THE SPECIAL ERGONOMIC SHAPE OF THE DEVICE ALLOWS INSPECTION WITHOUT THE INTERFERENCE OF THE OPERATOR'S FINGERS



**SPECIAL
ERGONOMIC
SHAPE**



V140 CARRYING CASE



www.ceia.net

PD140 ENHANCED HAND HELD METAL DETECTOR



The PD140 Enhanced Hand Held Metal Detector is a **high sensitivity device** designed to detect magnetic and non-magnetic metal masses.

The unit can be used to detect weapons, detonators and other small pieces of metal concealed in baggage or correspondence.

The **bidirectional detection probe** allows both sides to detect metals evenly. The sensitivity of the surface is enhanced by the shape making operation of the device reliable and easy to operate.

The PD140 Metal Detector is **available in two standard sensitivity versions: PD140V and PD140VR** (model equipped for no-contact induction battery charger). Both are available with a 9V dry battery or rechargeable Ni/MH batteries.

TECHNICAL FEATURES

POWER SUPPLY	PD140V: 9V dry battery or 9V NiMH with contact charger PD140VR: 9V NiMH with BC140F inductive charger
THREE-POSITION SWITCH WITH SELECTION OF TWO DIFFERENT ALARM MODES	Simultaneous optical and acoustic alarm. Built-in buzzer (75 dBA at a distance of 90 cm) Optical alarm and handle vibration
SENSITIVITY ADJUSTMENT BY MEANS OF A THREE-POSITION EXTERNAL SELECTOR	
BATTERY LIFE IN CONTINUOUS OPERATION	with alkaline batteries: 150 hours max with NiMH batteries: 40 hours max
INDICATOR LAMPS FOR	Power on (green light) Alarm (red light) Low battery charge (blinking yellow light)
OPERATING TEMPERATURE	-15°C to 65°C (relative humidity: 0 to 95%)
Manufactured in grey, shock-resistant Polycarbonate and ABS blend	
DIMENSIONS	340 x 80 x 55 mm
WEIGHT (WITH BATTERY)	0.400 kg
Conforms to the international standards currently applicable for electrical safety, E.M.C. and to the applicable CE regulations	

BC140F

FAST INDUCTIVE BATTERY CHARGER

The BC140F unit provides recharging, without electrical contact, of the NiMH batteries in the PD140VR Metal Detectors. The BC140F battery charger is designed to be able to be connected in cascade with other similar devices.

TECHNICAL FEATURES

POWER SUPPLY:	90-265Vrms, 50/60 Hz, 4 W
RECHARGING TIME:	4 hours or less (complete cycle)
ON/OFF switch with indicator lamp	
Connection in cascade with other similar devices (up to 20 units)	
DIMENSIONS:	82 x 155 x 97 (h) mm
WEIGHT:	0.500 kg
LENGTH OF MAINS CABLE:	1.80 m
Length of cable for connecting units in cascade: 0.17 m	
Manufactured in grey, shock-resistant ABS	
Conforms to the international standards currently applicable for electrical safety, E.M.C. and to the applicable CE regulations	

V140


CARRYING CASE

The V140 carrying-case, in shock-resistant material, is designed to contain the following items: a PD140 Hand Held Metal Detector, a test piece, a BC140F fast battery-charger, a power supply cable and the instructions for use.

TECHNICAL FEATURES

DIMENSIONS:	445 x 300 x 180 mm
WEIGHT:	2.300 kg including PD140 and battery charger
Shock-resistant ABS construction and the special storage compartments make the V140 carrying-case the ideal, safest and most compact means of transporting the PD140	
Conforms to the international standards currently applicable for electrical safety, E.M.C. and to the applicable CE regulations	

OPERATOR CONTROLS AND SIGNALLING DEVICES



- 1 ALARM** Red Light: Alarm Signalling
- 2 LOW BATTERY** Yellow light: Low Battery Signalling (blinking)
- 3 POWER** Green light: "Power on" and "Ready" status Signalling. When charging on the BC140F, indicates the status of the charge
- 4 SENSITIVITY ADJUSTMENT**
- 5 POWER/MODE Switch**
 - Left position: visual and audible alarm signalling
 - Right position: visual and vibration alarm signalling
- 6 ALARM BUZZER**



Belt holster

GREEN LED
blinking: charge in progress;
steady after blinking: charge completed

POWER LAMP
ON/OFF SWITCH

BC140F



Zona Industriale 54/G, 52041 Vicinaggio - Arezzo (ITALY)
Tel.: +39 0575 4181 Fax: +39 0575 418298 E-mail: infosecurity@ceia-spa.com

www.ceia.net

CEIA reserves the right to make changes, at any moment and without notice, to the models (including programming), their accessories and optional, to the prices and conditions of sale


0F009 UK 100K203-22090

HIGH PERFORMANCE WALK-THROUGH METAL DETECTOR

- High level of Detection Uniformity
- Highly visible double Display provides single or multiple location of metal objects in transit
- Very high speed of Detection
- High Immunity to external interferences
- High Reliability
- Local or Remote Programming with networking capabilities



THE HI-PE MULTI-ZONE IS MANUFACTURED USING THE MOST ADVANCED ELECTRONICS TECHNOLOGY



AVAILABLE IN
OUTDOOR VERSION
(IP65)

HIGH DISCRIMINATION AND FLOW RATE

The HI-PE Multi-Zone is a high performance walk-through Metal Detector which exceeds all International Security Standards. A "height on person" display actually indicates, by means of illuminated LED's, the position of the weapon on the person.

Three operating modes are available: **Floating** [standard], the location zones are not fixed, as in the case of metal detectors with multiple receiver-transmitter coils, but are variable and continuous so as to achieve optimum resolution; **8-Zones** and **4-Zones**, the alarm threshold can be adjusted individually for each zone.

www.securitydetection.com



Phone: 1-800-930-4

BOSTON, MA • NEW YORK, NY • MYRTLE BEACH, SC • TOLEDO, OH • ORLANDO, FL • CHICAGO, IL • TULSA, OK • LOS ANGELES, CA

The HI-PE Multi-Zone allows a **high level of discrimination** between significant metal masses, such as the weapons which are to be detected, and personal metal items.

Extremely high levels of immunity to external interference, making it easy to use even when external electrical noise is encountered. **The sensitivity is independent of the transit speed.**

MAIN FEATURES

IMMEDIATE SELECTION OF INTERNATIONAL SECURITY STANDARDS

DETECTION OF MAGNETIC, NON-MAGNETIC AND MIXED ALLOY METAL WEAPONS

HIGH DETECTION SPEED up to 15 m/s (45 ft/s)

EXCEPTIONAL IMMUNITY to electromagnetic and mechanical interference

PROGRAMMABLE OPERATION controlled by microprocessor

PROGRAMMING via built-in keypad and display or RS-232 serial connection to Remote Control Unit (RCU2), a PC or a computer network

PROGRAMMING ACCESS protected by both a mechanical lock and two alphanumeric passwords

MULTIPLE INSTALLATIONS: automatic synchronization between two or more metal detectors with a reciprocal distance of down to 2" (5 cm) without the use of cables

PROFESSIONAL HIGH INTEGRATION AND HIGH RELIABILITY ELECTRONICS

CONTROL UNIT incorporated into the detector

No initial or periodic calibration

EASY MAINTENANCE: modular control unit for a rapid replacement

Color: light grey RAL 7040

INSTALLATION DATA

POWER SUPPLY: 115 / 230 VAC, $\pm 15\%$, 45 + 65 Hz, 30 VA max

EXTERNAL INTERFACE: RS-232C for connection to a Remote Control Unit (RCU2), a terminal, a computer, an external modem or other CEIA Metal Detectors

PROTECTION DEGREE Indoor Model: IP20 - IEC529

Outdoor Model: IP65 - IEC529

OPERATING TEMPERATURE: -4°F to 158°F

STORAGE TEMPERATURE: -31°F to 158°F

RELATIVE HUMIDITY: 0 to 95% (without condensation)

ALARM MODES

VISIBLE SIGNALS	Multi-zone display bar for "height on person" localization
	High intensity display
	Green and red metering signals proportional to the mass of the object detected
AUDIBLE SIGNALS	High acoustic intensity alarm signal
	Volume and tone of alarm signal can be programmed

The detector's control unit is incorporated into the structure. Access to programming is protected both by a mechanical lock and by two alphanumeric passwords. The panels are washable and are equipped with shock absorbent edges to protect them against damages.

The HI-PE Multi-Zone is manufactured using the most advanced electronics technology, **conforming to ISO 9001 Quality Control Standard procedures.**

CERTIFICATION AND CONFORMITY

Complies with Regulations relating to pacemakers, defibrillators or other vital support systems, pregnant women and magnetic storage media (floppy disks, audio cassettes, video cassettes and similar)

Conforms to the current International Security Standards for Walk-Through Metal Detectors

Complies with EC Regulations and International Standards relating to Electrical Safety and Electromagnetic Compatibility (EMC)

ACCESSORIES / OPTIONS

EMERGENCY BATTERIES

RCU2: the console provides complete remote control of CEIA Walk-Through Metal Detector functions



MDNC-1: Ethernet network interface for CEIA Metal Detectors


MBSU-1 Unit is a portable device designed to supply CEIA Metal Detectors in outdoor applications or in situations where mains power supply is unavailable



MD SCOPE: software for oscilloscope simulation and terminal operation on CEIA MDs

METAL DETECTOR

DIVESTING TABLE: this article acts both as a spacer between the X-ray unit and the Metal Detector and as a temporary depository for metal personal effects



APSIM: connection module with Anti-tamper on/off switch and Ethernet interface



PHOTOCELL TRANSIT COUNTER and automatic alarm rate calculation



OUTDOOR VERSION, waterproof degree IP65



GREEN AND RED METERING SIGNALS PROPORTIONAL TO THE METAL MASS DETECTED


UNDER THE ALARM THRESHOLD

Small metal mass
Medium metal mass

OVER THE ALARM THRESHOLD

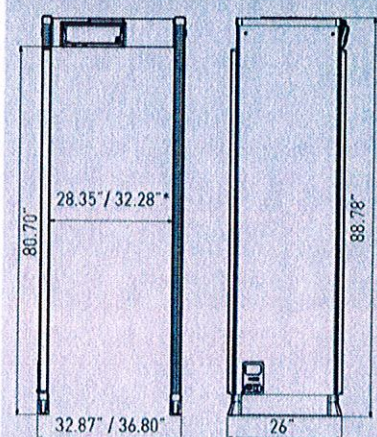
Medium metal mass
Large metal mass

VISUAL ALARM ZONE INDICATION



SINGLE & MULTIPLE LOCATION OF THE METAL MASS DETECTED

DIMENSIONS



* AVAILABLE ON REQUEST

HI-SCAN 9075

X-ray Inspection System



- ▶ *Ideal method of inspecting oversized and bulky freight*
- ▶ *Ease of handling heavy goods via low conveyor belt*
- ▶ *HiTraX technology employing real-time image processing*
- ▶ *HI-MAT^{Plus} : allows improved material classification*
- ▶ *IMS: image data management (optional)*
- ▶ *Ergonomically designed operating console features user-definable key functions*
- ▶ *Integral network interface*

HI-SCAN 9075 is a state-of-the-art X-ray inspection unit for the scanning of objects up to a size of 90 cm x 76 cm (w x h). Due to its design the imaging system is perfectly suited to the scanning of bulky objects, oversized baggage and freight. Heavy objects can be easily placed on the conveyor belt which is installed at a height of only 35 cm above the ground.

The low installation height of the HI-SCAN 9075 conveyor system facilitates the connection of supplementary feed- and/or discharge conveyor systems for heavy freight. The HI-SCAN 9075 is also available as mobile unit and as such is well-tried by airports, customs facilities and haulage companies.

State-of-the-art HiTraX technology, efficient online image analysis methods as well as an operator interface ergonomically designed to be adapted to the installation conditions make the HISCAN 9075 an ultramodern and efficient instrument for security checks in sensitive areas.

HI-SCAN 9075 - the security concept for dealing with oversized baggage and bulky objects.



A handwritten signature in blue ink, located at the bottom right of the page.

General Specifications

Tunnel dimensions	910 (W) x 770 (H) [mm] • 35.8" (W) x 30.3" (H)
Max. object size	900 (W) x 760 (H) [mm] • 35.4" (W) x 29.9" (H)
Conveyor height ¹⁾	approx. 350 mm (13.7")
Conveyor speed at mains frequency	approx. 0.2 / 0.24 [m/s]
50 Hz / 60 Hz	
max. conveyor load even distributed over the whole conveyor	150 kg (331 lbs)
Resolution (wire detectability)	standard: 36 AWG (0.13 mm) • typical: 38 AWG (0.1 mm)
Penetration (steel) ²⁾	standard: 25 mm • typical: 27 mm
X-ray dose / inspection (typical)	standard: 0.8 µSv (0.08 mrem) • with HI-MAT: 1.6 µSv (0.16 mrem)
Film safety	guaranteed up to ISO 1600 (33 DIN)
Duty cycle	100 %, no warm-up procedure required

X-ray Generator

Anode voltage • cooling	140 kV cp • hermetically sealed oil bath
Beam direction	diagonal

Image Generating System

X-ray converter	L-shaped detector line
Grey levels stored	4096
Image presentation	B/W, color
Digital video memory	1280 x 1024 / 24 bit
Image evaluation functions	VARI, O ² , OS, HIGH
	electronic zoom: enlargement 2-, 3-, 4-, ... 16-times
Monitor	17"-color monitor, emission meets MPR II and TCO 99 standards
	other monitors on request

Additional Features

Features	fading-in of date/time, luggage counter, user Id-number, luggage marking system (acoustic), display of operating mode, REVIEW-feature (to recall image areas no more visible)
Options	Zoom-overview, free programmable keys HI-MAT (distinction of material groups), X-ACT, HI-TIP, HI-SPOT, SEN, XPlore, IMS (image management system)

Installation Data

X-ray leakage	meets all applicable laws and regulations with respect to X-ray emitting devices.
CE-labelling	in compliance with guidelines 98/37/EWG, 73/23/EWG, 89/336/EWG
Sound pressure level	< 70 dB(A)
Operating- / storage temperature ⁴⁾	0° - 40°C / -20°C - +60°C
Humidity	10% - 90% (non-condensing)
Power supply ⁵⁾	standard: 230 VAC or 110 VAC +10% / -15% • 50 Hz / 60 Hz ± 3 Hz
Power consumption	approx. 0.9 kVA
Protection class keyboard	IP 22
Dimensions • Weight ⁶⁾	3040 (L) x 1290 (W) x 1840 (H) [mm] • approx. 850 kg 119.6" (L) x 50.8" (W) x 72.4" (H) • approx. 1874 lbs
Mechanical construction	steel construction with steel panels, mounted on roller castors standard color: RAL 7016 (dark gray)

¹⁾ approx. values (adjustable)

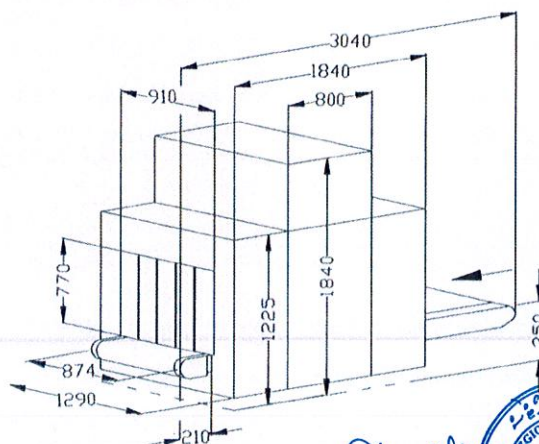
²⁾ higher conveyor load at systems with frequency converter

³⁾ according to ASTM test procedure

⁴⁾ extended temperature range on request

⁵⁾ different values optional

⁶⁾ without control desk, keyboard, monitor(s) etc.



Smiths Heimann

Canada:

950 Bergar, Laval (Quebec)
Canada H7L 5A1
Tel.: ++1 (450) 967-0010
Fax.: ++1 (450) 967-7444
canada@smiths-heimann.com

France:

45, rue d'Antony, Silic 171
94533 Rungis Cedex
Tel.: ++33 (0)1 4512 8500
Fax.: ++33 (0)1 4687 1010
france@smiths-heimann.com

Singapore:

3 Toh Tuck Link #04-01
German District
Singapore 596228
Tel.: ++65 6 466-1700
Fax.: ++65 6 469-2506
singapore@smiths-heimann.com

USA:

30 Hook Mountain Road
Pine Brook, NJ 07058
Tel.: ++1 (973) 830-2100
Fax.: ++1 (973) 830-2200
usa@smiths-heimann.com

UK:

172 High Street
Stratford
London E15 2NE
Tel.: ++44 (0) 20 8221 9000
Fax.: ++44 (0) 20 8221 9001
uk@smiths-heimann.com

PR China:

Beijing Representative Office
Beijing
Tel.: ++86 (10) 6590 7008/9
Fax.: ++86 (10) 6590 7110
china@smiths-heimann.com

Russian Federation:

Liaison Office Moscow
Moscow
Tel.: ++7 (095) 258-6037
Fax.: ++7 (095) 258-6038
russia@heimannsystems.com

Australia:

Australian Office
Arncliffe NSW
Tel.: ++61 (2) 9597 6833
Fax.: ++61 (2) 9597 6844
australia@smiths-heimann.com

Germany:

Im Herzen 4
65205 Wiesbaden
Tel.: ++49 (0)611 9412-0
Fax.: ++49 (0)611 9412-229
germany@smiths-heimann.com
http://www.smiths-heimann.com

smiths

Smiths Heimann

RAPISCAN 628XR



Easy loading conveyor and large tunnel for X-ray screening of large baggage and parcels.

Large Parcel and Small Cargo Screening

Easy Loading Conveyor

Meets Global Regulatory Requirements

Cost Effective



With a high tunnel opening and a low conveyor, the Rapiscan 628XR is designed for customers that need easy loading and unloading of small cargo as well as baggage and large parcels during the screening process for aviation check-in, air cargo and customs inspection.

With a 1,000 mm wide by 1,000 mm high tunnel opening, the Rapiscan 628XR meets the most stringent requirements of multiple global regulatory requirements including U.S. Transportation Security Administration (TSA), French civil aviation authority (STAC), Civil Aviation Administration of China (CAAC) and Transport Canada (TC).

The Rapiscan 628XR has been approved and included on the U.S. TSA Air Cargo Screening Technology List (ACSTL) applicable to U.S. TSA Certified Cargo Screening program (CCSP) as well as the Qualified Equipment and Services Lists applicable to the Transport Canada (TC) Air Cargo Security Program (ACS).

Tunnel Opening (width x height):
1,000 x 1,000 mm (39.4 x 39.4 in)

Standard Features

- Multi Energy Imaging (4 Color)
- View Previous/Next Bag
- Manual Image Archive
- Configurable Image Processing Keys
- Baggage Counter
- Date / Time Display
- Search Indicator
- UPS (Uninterrupted Power Supply)
- Remote Workstation
- Flat Panel Monitor

Standard Image Processing Functions

- Crystal Clear™
- Black and White
- Organic / Inorganic Stripping
- Inverse Video
- High Penetration
- Pseudo Color
- Low Penetration
- Variable Edge Enhancement
- Variable Color Stripping
- Variable Gamma
- Variable Density
- Dynamic Continuous Zoom & Panning
- Fixed Zoom (64x)

Automatic Detection of Explosives

Target™ automatically detects a wide range of explosives in real time during the scanning process by visibly highlighting a potential threat on the X-ray image.

Operator-Assist Tools Enables Highest Throughput

With over 13 image processing tools and multiple automatic detection functions, the feature rich software helps the operator easily and accurately detect contraband for the highest throughput and least operator fatigue.

Industry-Leading Operator Training

Rapiscan Systems offers three comprehensive operator training programs: On-system Operator Training Program (OTP); standalone Computer Based Training software (CBT); and live in-person training with expert trainers in a one-to-one or classroom setting. All Rapiscan CBT programs are in full compliance with U.S. Transportation Security Administration (TSA) and European Union (EU) Commission Regulation 185/2010 requirements.

Regulatory Approved Threat Image Projection (TIP) and Tip Network (TIPNet)

Threat Image Projection (TIP) is the preferred operator performance training and measurement tool used by regulatory agencies worldwide. Digital images of potential threats, are interlaced with scanned objects.



www.rapiscansystems.com

Rapiscan
systems

An OSI Systems Company



RAPISCAN 628XR

Physical Specifications

Dimensions: Length: 3,802 mm (149.7 in.)
Width: 1,410 mm (55.5 in.)
Height: 2,198 mm (86.5 in.)

Tunnel Size: 1,000 mm (W) x 1,000 mm (H) (39.4 x 39.4 in.)

Conveyor Speed: 0.20 m/sec (39.4 ft./min)

Conveyor Load: 165 Kg (364 lbs) evenly distributed

Conveyor Height: 346 mm (13.6 in.)

Approx Weight: Net: 1,250 Kg (2,755 lbs)

System Power: 115/230 VAC $\pm 10\%$, 60/50Hz

X-Ray Generator and Image Performance*

Steel Penetration: 28 mm guaranteed; 30 mm typical

Wire Resolution: 38 AWG guaranteed; 40 AWG typical

Material Separation: Low Z, Medium Z, High Z to 0.5 Z accuracy

Generator Cooling: Sealed oil bath with forced air

Anode Voltage: Operating at 160kV

Tube Current: 1.0 mA

Orientation: Vertically Downward

Operating Environment

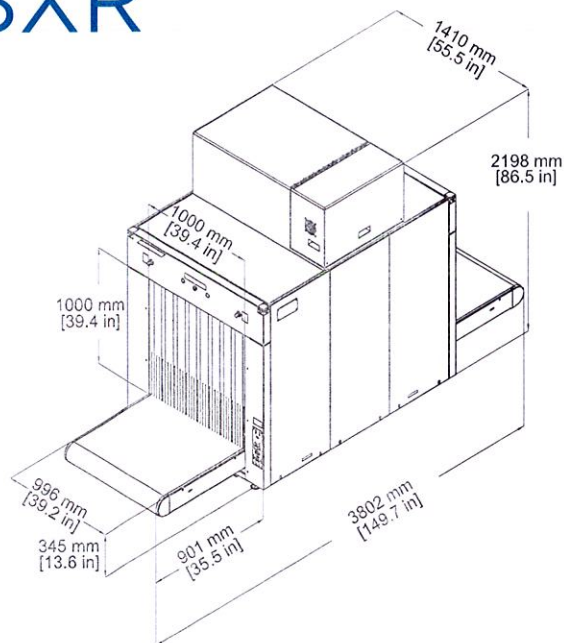
Storage Temperature: -20°C to 50°C

Operating Temperature: 0°C to 40°C

Relative Humidity: 5 to 95% non-condensing

Health & Safety

Rapiscan Systems' cabinet X-ray products comply with all applicable US FDA and equivalent international regulatory agency requirements, contained in the cabinet X-ray radiation safety performance standard [21 CFR 1020.40] and the general performance standard [21 CFR Part 1010]. Rapiscan Systems certifies each cabinet X-ray product has a maximum radiation emission leakage of less 1 μ Sv/hr (0.1 mR/hr) from all external surfaces of the cabinet X-ray system.



Options and Accessories

*Target™ / Interactive Target™
(Automatic detection of solid explosives)

Density Threshold Alert (DTA)

Threat Image Projection (TIP)

Threat Image Projection Network (TIPNet)

Automatic Image Archiving

Manual Scan

Operator Training Program (OTP)

Computer Based Operator Training (CBT)

Network Display Station (NDS)

Operator Pedestal

Foot-mat

Optical Operator Presence Sensor

Conveyor Accessories

SmartCard Login

Power Conditioner

Printer Kit

AMERICAS, CARIBBEAN

2805 Columbia Street
Torrance, California 90503
UNITED STATES OF AMERICA
Tel: +1 310-978-1457
Fax: +1 310-349-2491

EUROPE, MIDDLE EAST, AFRICA

X-Ray House
Bonehurst Road
Salfords
Surrey RH1 5GG
UNITED KINGDOM
Tel: +44 (0) 870-7774301
Fax: +44 (0) 870-7774302

ASIA

240 Macpherson Road
#07-01 Pines Industrial Building
Singapore 348574
SINGAPORE
Tel: +65-6846-3511
Fax: +65-6743-9915

EMAIL

sales@rapiscansystems.com

WEB

www.rapiscansystems.com

Rapiscan
systems

An OSI Systems Company

ONE COMPANY - TOTAL SECURITY



Rapiscan Systems is
ISO 9001:2008 Certified

www.rapiscansystems.com



RAPISCAN 620DV



Checkpoint Screening System approved as an Advanced Technology (AT) system by U.S TSA, Liquid Explosive Detection System (LEDS) by E.U and certified by CAAC.

High Performance Advanced Checkpoint Screening

Dual View Technology

Automatic Detection of Solid and Liquid Explosives

Largest Global Regulatory Approvals



The Rapiscan 620DV is an advanced checkpoint screening solution, designed for aviation and high security applications. It uses innovative dual view technology to generate a horizontal and vertical view of the object under inspection.

Rapiscan 620DV has been approved and included on the qualified list applicable to the U.S. TSA Advanced Technology (AT) checkpoint program as well as the qualified list applicable to E.U. ECAC Liquid Explosive Detection System (LEDS) Common Evaluation Process (CEP) for security equipment.

Rapiscan 620DV provides unsurpassed image quality, regulatory approved automatic detection of solid explosive software (Target™) and Automatic Liquid Explosive Identification Software (aLEXis™) with the largest global approvals and certifications.

Tunnel Opening (width x height):
640 x 430 mm (25.2 x 16.9 in)

Standard Features

- Multi Energy Imaging (4 Color)
- View Previous/Next Bag
- Manual Image Archive
- Configurable Image Processing Keys
- Baggage Counter
- Date / Time Display
- Search Indicator
- UPS (Uninterrupted Power Supply)
- Flat Panel Monitor

Standard Image Processing Functions

- Crystal Clear™
- Black and White
- Organic / Inorganic Stripping
- Inverse Video
- High Penetration
- Pseudo Color
- Low Penetration
- Variable Edge Enhancement
- Variable Color Stripping
- Variable Gamma
- Variable Density
- Dynamic Continuous Zoom & Panning
- Fixed Zoom (64x)

Automatic Detection of Explosives

Target™ automatically detects a wide range of solid and liquid explosives in real time during the scanning process by visibly highlighting a potential threat on the X-ray image.

Meeting Today's Most Stringent Global Requirements

The Rapiscan 620DV meets the most rigorous detection and image quality requirements as set by the U.S. Transportation Security Administration (TSA), U.K. Department of Transport (DfT), European Union, French civil aviation authority (STAC), Civil Aviation Administration of China (CAAC), and Transport Canada (TC).

Greatest Number of Operator-Assist Tools Enables Highest Throughput

With over 13 image processing tools and multiple automatic detection functions, the feature rich software helps the operator easily and accurately detect contraband for the highest throughput and least operator fatigue.

Regulatory Approved Threat Image Projection (TIP) and TIP Network (TIPNet)

Threat Image Projection (TIP) is the preferred operator performance training and measurement tool used by regulatory agencies worldwide. Digital images of potential threats, are interlaced with scanned object.

Dual View Advanced Technology

Government regulators such as U.S. Transportation Security Administration (TSA) require dual view technology for screening objects. The 620DV is able to produce two (2) separate simultaneous images from perpendicular orientations providing a more complete image, reducing the need for repositioning and rescanning, and enabling rapid, accurate and comprehensive threat detection.



www.rapiscansystems.com

Rapiscan®
systems

An OSI Systems Company



[Signature]

[Signature]

RAPISCAN 620DV

Physical Specifications

Dimensions: Length: 2,880 mm (113.4 in.)
Width: 1,430 mm (56.3 in.)
Height: 1,408 mm (55.4 in.)

Tunnel Size: 640 mm (W) x 430 mm (H) (25.2 x 16.9 in.)

Conveyor Speed: 0.20 m/sec (39.4 ft./min)

Conveyor Load: 165 Kg (364 lbs) evenly distributed

Conveyor Height: 812 mm (32.0 in.)

Approx Weight: Net: 950 Kg (2,094 lbs)

System Power: 115/230 VAC $\pm 10\%$, 60/50Hz

X-Ray Generator and Image Performance

Steel Penetration: 35 mm guaranteed, 40 mm typical

Wire Resolution: 38 AWG guaranteed, 40 AWG typical

Material Separation: Low Z, Medium Z, High Z to 0.5 Z accuracy

Generator Cooling: Sealed oil bath with forced air

Anode Voltage: Operating at 160kV

Tube Current: 1.0 mA

Orientation: Vertical and Horizontal

Operating Environment

Storage Temperature: -20°C to 50°C

Operating Temperature: 0°C to 40°C

Relative Humidity: 5 to 95% non-condensing

Health & Safety

Rapiscan Systems Inc. cabinet X-ray products comply with all applicable US FDA and equivalent international regulatory agency requirements, contained in the cabinet X-ray radiation safety performance standard [21 CFR 1020.40] and the general performance standard [21 CFR Part 1010]. Rapiscan Systems Inc. certifies each cabinet X-ray product has a maximum radiation emission leakage of less 0.1 μ Sv/hr (0.1 mR/hr) measured 5 cm from all external surfaces of the cabinet X-ray system.

Options and Accessories

Target™ / Interactive Target™
(Automatic detection of solid explosives)

* aLEXis™
(Automatic detection of Liquid, Aerosol and Gels)

Density Threshold Alert (DTA)

Threat Image Projection (TIP)

Threat Image Projection Network (TIPNet)

Automatic Image Archiving

Manual Scan

Operator Training Program (OTP)

Computer Based Operator Training

Network Display Station (NDS)

Operator Pedestal

Foot-mat

Optical Operator Presence Sensor

SmartCard Login

Power Conditioner

Remote Workstation

Conveyor Accessories

**Please request from your local sales representative for the kit specific part numbers when ordering aLEXis™.*

With continual development of our products Rapiscan Systems reserves the right to amend specifications without notice. Product pictures are for general reference. Please note that due to US laws and regulations, not all Rapiscan products are available for sale in all countries without restriction. Please contact your Rapiscan Systems sales representative for more information.

Rapiscan
systems

An OSI Systems Company

ONE COMPANY - TOTAL SECURITY



Rapiscan Systems is
ISO 9001:2008 Certified

www.rapiscansystems.com

AMERICAS, CARIBBEAN

2805 Columbia Street
Torrance, California 90503
UNITED STATES of AMERICA
Tel: +1 310-978-1457
Fax: +1 310-349-2491

EUROPE, MIDDLE EAST, AFRICA

X-Ray House
Bonehurst Road
Salfords
Surrey RH1 5GG
UNITED KINGDOM
Tel: +44 (0) 870-7774301
Fax: +44 (0) 870-7774302

ASIA

240 Macpherson Road
#07-03 Pines Industrial Building
Singapore 348574
SINGAPORE
Tel: +65-6846 3511
Fax: +65-6743-9915

EMAIL

sales@rapiscansystems.com

WEB

www.rapiscansystems.com



012712