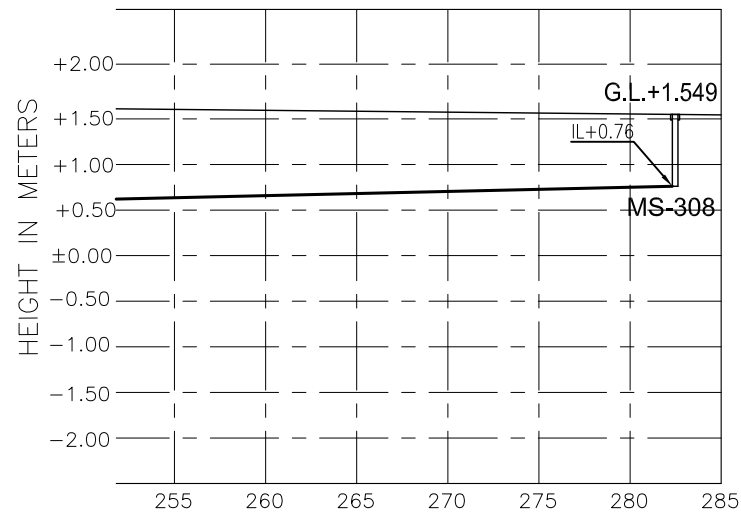
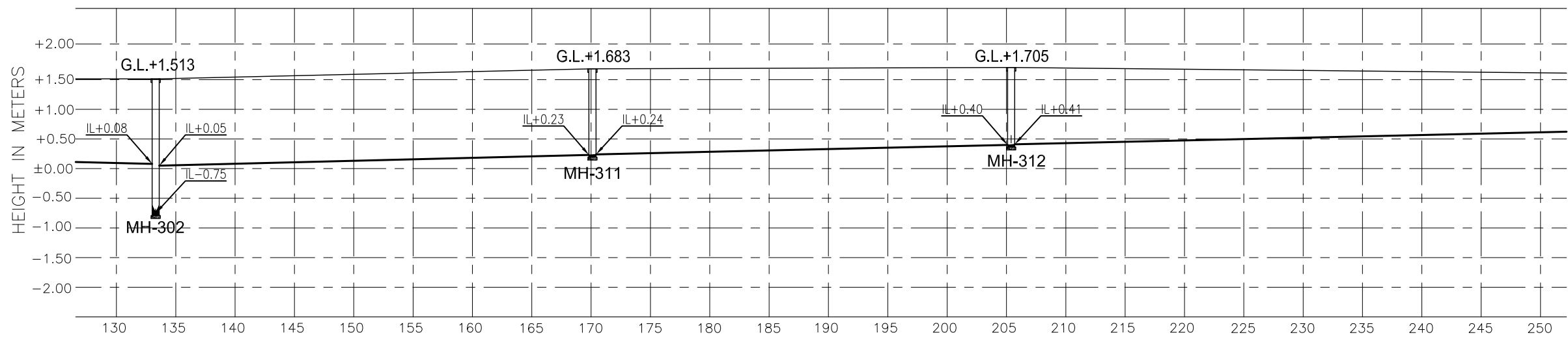


PROFILE -2 (LS-03)



NOTES:-


1. ALL DIMENSIONS SHOWN ARE IN MILLIMETERS (MM), UNLESS OTHERWISE SHOWN
2. ALL LEVELS SHOWN ARE IN METERS.
3. THIS DRAWING TO BE READ IN CONJUNCTION WITH ALL OTHER RELEVANT DRAWINGS, GENERAL NOTES AND SPECIFICATIONS.
4. ALL NON-PRESSURE PIPES SHALL BE UPVC TO ASTM D-3034 SDR 35.
5. ALL GRAVITY NETWORK LINES SHALL BE 160mm DIA.
6. ALL GRAVITY NETWORK LINES SHALL HAVE MINIMUM 0.5% SLOPE.
7. THE PIPE DIMENSIONS REPRESENT IN OUTSIDE DIAMETER(O.D).

REFERENCE DRAWINGS

SL.No	DRAWING No.	DESCRIPTION

..	..	..	..	..	..
..	..	..	..	..	..
..	..	..	..	..	..
..	..	..	..	..	..
0	15-09-15	DETAILED DESIGN SUBMISSION	SR	SS	MA
REV.	DATE	DESCRIPTION	DRAWN	CHKD.	APPRD.

REVISION

CLIENT					
 <b>MINISTRY OF ENVIRONMENT &amp; ENERGY</b> REPUBLIC OF MALDIVES					
CONSULTANT:					
 <b>مكتب الحيشى للاستشارات الهندسية</b> <b>Al-Habshi Consultants Office</b> Tel : 2430103 / 2433131 - Fax : 2431136 P.O.Box 27154 Safat 13132 - Kuwait					
PROJECT:					
Provision of Water Supply Facilities in 04 islands and Sewerage Facilities in 05 islands - GA.Kolamaafushi Island - Republic of Maldives					
DRAWING TITLE:					
SEWERAGE PROFILES-SHEET 05 GA.KOLAMAAFUSHI ISLAND					
DESIGNED	DRAWN	CHECKED	APPROVED	SCALE	DATE
SK	SR	SS	MA	AS SHOWN	15-09-15
PROJECT No.		SHEET No.		DRAWING No.	
K-619		05 OF 06		KO-SW-102	
REV. No.		0			