

Proposed Multipurpose Hall Building at Gn.Fuvahmulah School

ARCHITECTURAL & STRUCTURAL DRAWINGS

Client: Ministry of Education



RIYAN PRIVATE LIMITED

t: +9603315049 f: +9603310776
e: info@riyan.com.mv
w: www.riyan.com.mv

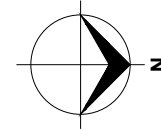
3rd floor, H. Azum, Ameenemagau, Male'

TABLE OF CONTENTS

DRAWING No.	TITLE	REVISION No.	DATE	REMARKS
A R C H I T E C T U R A L		---	---	---
A - 01 /22	GROUND FLOOR PLAN	---	---	---
A - 02 /22	FIRST FLOOR PLAN	---	---	---
A - 03 /22	ROOF PLAN - 1	---	---	---
A - 04 /22	ROOF PLAN - 2	---	---	---
A - 05 /22	ELEVATION A & C	---	---	---
A - 06 /22	ELEVATION B & D	---	---	---
A - 07 /22	SECTION X-X	---	---	---
A - 08 /22	DOOR & WINDOW SCHEDULE - 1	---	---	---
A - 09 /22	DOOR & WINDOW SCHEDULE - 2	---	---	---
A - 10 /22	VENTILATION SCHEDULE	---	---	---
A - 11 /22	GROUND FLOOR REFLECTED CEILING PLAN	---	---	---
A - 12 /22	FIRST FLOOR REFLECTED CEILING PLAN	---	---	---
A - 13 /22	GROUND FLOOR FLOOR FINISHES PLAN	---	---	---
A - 14 /22	FIRST FLOOR FLOOR FINISHES PLAN	---	---	---
A - 15 /22	DETAIL - 1: PLANTER BOX DETAILS	---	---	---
A - 16 /22	DETAIL - 2 :RC FINS DETAILS	---	---	---
A - 17 /22	DETAIL - 3:TOILET DETAILS	---	---	---
A - 18 /22	DETAIL - 4:MAIN STAIRCASE DETAILS	---	---	---
A - 19 /22	DETAIL - 5:RAMP DETAILS	---	---	---
A - 20 /22	DETAIL - 6 (6.1):STAGE FRAMING PLAN AND STORAGE PLAN	---	---	---
A - 21 /22	DETAIL - 6 (6.2):STAGE DETAILS	---	---	---
A - 22 /22	DETAIL - 7:NAME BOARD DETAILS	---	---	---
S T R U C T U R A L		---	---	---
S - 00 / 12	GENERAL NOTES PAGE	---	---	---
S - 01 / 12	GROUND FLOOR COLUMN LAYOUT PLAN	---	---	---
S - 02 / 12	FIRST FLOOR COLUMN LAYOUT PLAN	---	---	---
S - 03 / 12	FOUNDATION PLAN	---	---	---
S - 04 / 12	FIRST FLOOR BEAM PLAN	---	---	---
S - 05 / 12	FIRST FLOOR SLAB REINFORCEMENT PLAN	---	---	---
S - 06 / 12	LOWER ROOF FRAMING PLAN	---	---	---
S - 07 / 12	ROOF BEAM LEVEL - 1 AND SLAB REINFORCEMENT PLAN (+7300)	---	---	---
S - 08 / 12	ROOF BEAM LEVEL - 2 PLAN (+8200)	---	---	---
S - 09 / 12	ROOF TRUSS AND FRAMING PLAN	---	---	---
S - 10 / 12	ROOF TRUSS DETAILS	---	---	---
S - 11 / 12	STRUCTURAL DETAILS - 1	---	---	---
S - 12 / 12	STRUCTURAL DETAILS - 2	---	---	---

NO STRUCTURES TO BE DEMOLISHED AS PER THE SCHOOL

NOT TO SCALE



Gn.Fuvahmulah School Hall
Client: Ministry of Education

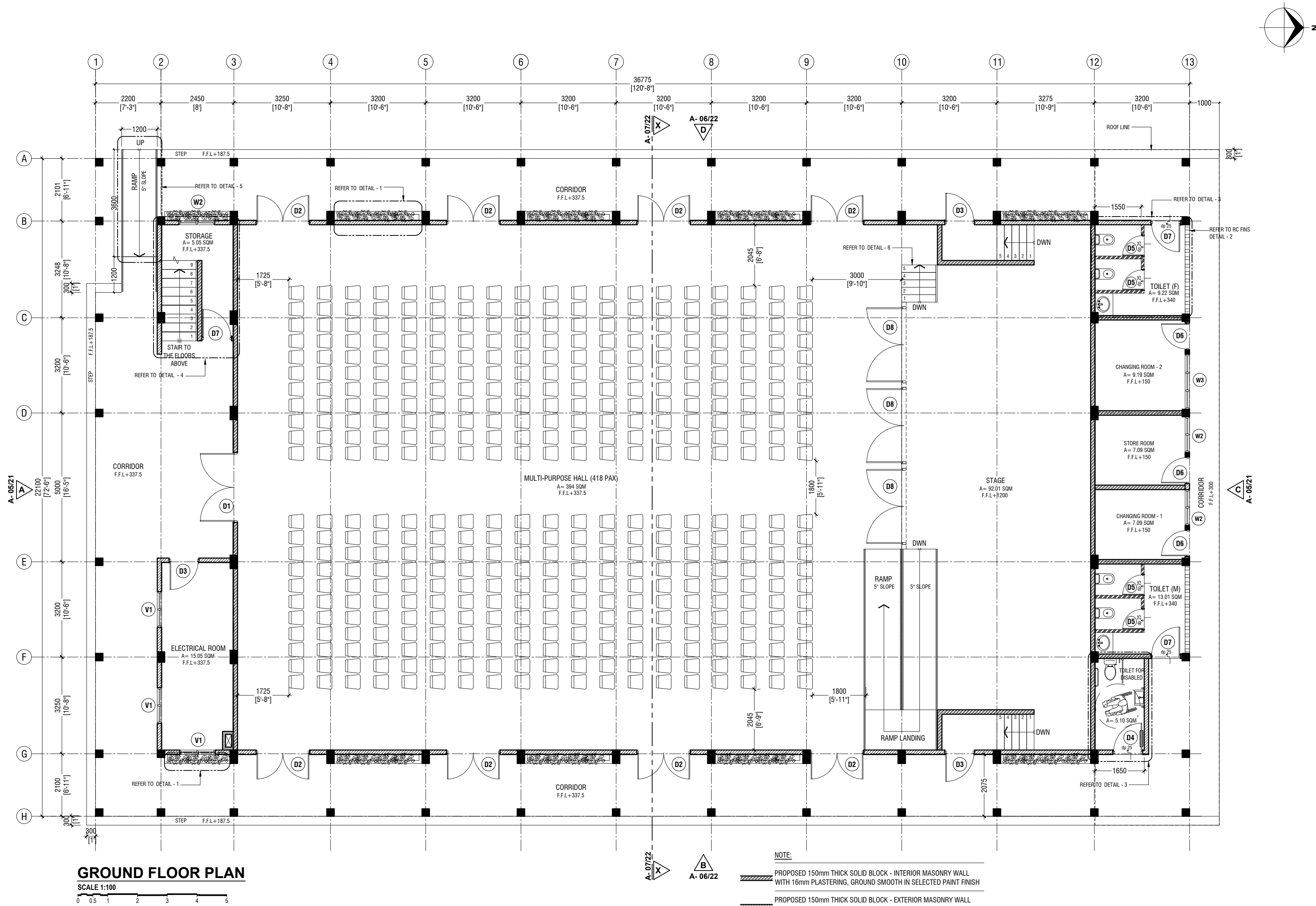
Project Number: RI/2020/006
Date: January 2021
Architect : Mariyam Irasha Shareef
Engineer : Mohamed Munthallh Waleed
Drawn by : Mariyam Irasha Shareef
Services : Aishath Ahmed
Interior : -

The contents of these drawings remain as a property of Ryan Private Limited. Any use other than those expressly stated is a violation of this copyright.

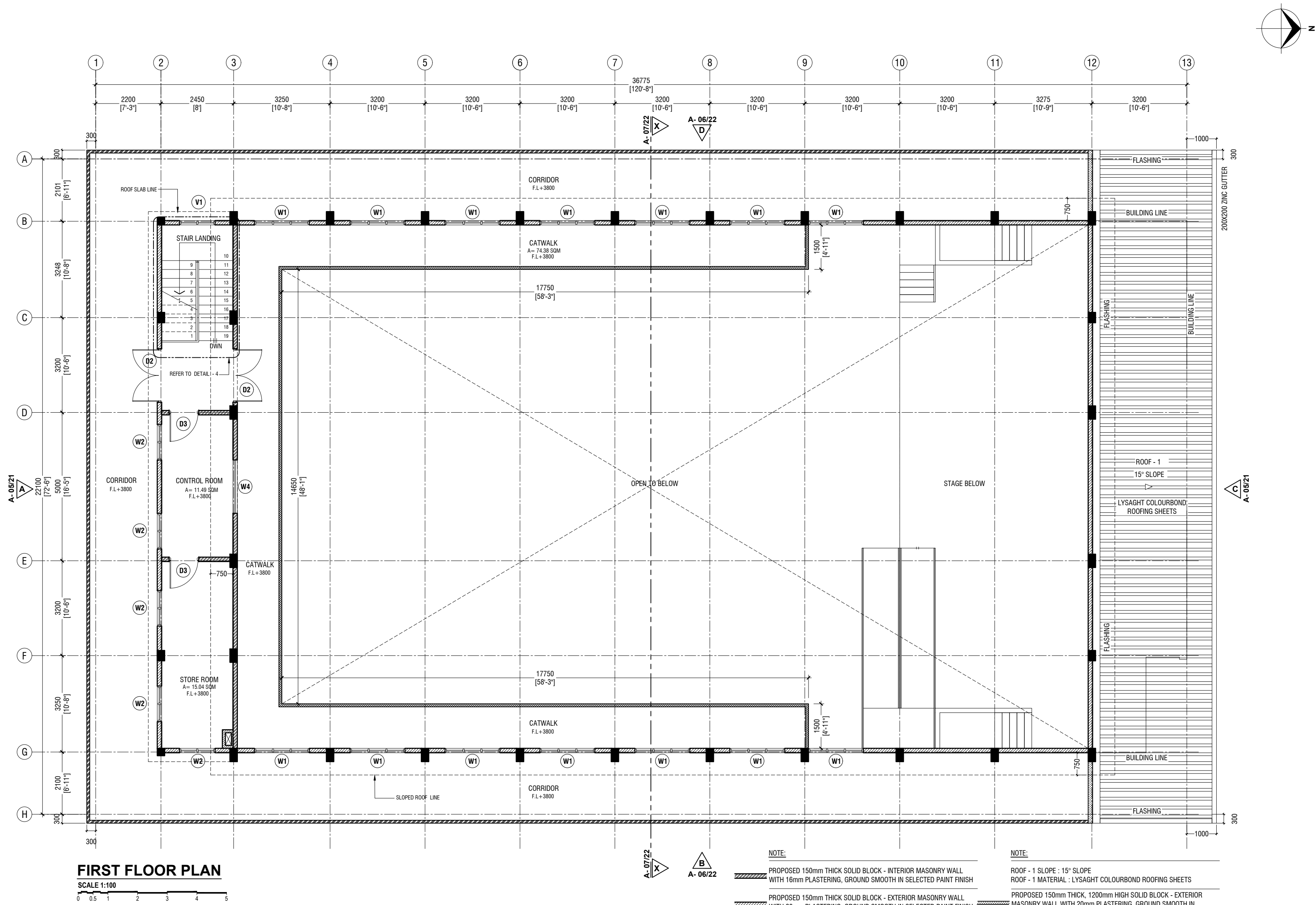


t: +9603315049 f: +9603310776
e: info@riyan.com.mv
w: www.riyan.com.mv
3rd floor, H. Azum, Ameeneemagu, Male'

Page: A-00/22




- NOTE:
- PROPOSED 150mm THICK SOLID BLOCK - INTERIOR MASONRY WALL WITH 16mm PLASTERING, GROUND SMOOTH IN SELECTED PAINT FINISH
 - PROPOSED 150mm THICK SOLID BLOCK - EXTERIOR MASONRY WALL WITH 20mm PLASTERING, GROUND SMOOTH IN SELECTED PAINT FINISH
 - PROPOSED 100mm THICK SOLID BLOCK - INTERIOR MASONRY WALL WITH 16mm PLASTERING, GROUND SMOOTH IN SELECTED PAINT FINISH
 - PROPOSED 100mm THICK 2400mm HIGH SOLID BLOCK MASONRY WALL WITH 16mm PLASTERING, GROUND SMOOTH IN SELECTED PAINT FINISH
- THE SCREEDING AND TILES ARE INCORPORATED IN THE FLOOR FINISH LEVELS
- REFER TO ARCHITECT FOR FURTHER ASSISTANCE.



- NOTE:**
- PROPOSED 150mm THICK SOLID BLOCK - INTERIOR MASONRY WALL WITH 16mm PLASTERING, GROUND SMOOTH IN SELECTED PAINT FINISH
 - PROPOSED 150mm THICK SOLID BLOCK - EXTERIOR MASONRY WALL WITH 20mm PLASTERING, GROUND SMOOTH IN SELECTED PAINT FINISH
 - PROPOSED 100mm THICK, 1200mm HIGH SOLID BLOCK - INTERIOR RC WALL WITH 16mm PLASTERING, GROUND SMOOTH IN SELECTED PAINT FINISH
 - PROPOSED 100mm THICK, 1200mm HIGH SOLID BLOCK - EXTERIOR RC WALL WITH 20mm PLASTERING, GROUND SMOOTH IN SELECTED PAINT FINISH
 - PROPOSED 100mm THICK SOLID BLOCK - INTERIOR MASONRY WALL WITH 16mm PLASTERING, GROUND SMOOTH IN SELECTED PAINT FINISH
- THE SCREEDING AND TILES ARE INCORPORATED IN THE FLOOR FINISH LEVELS
- REFER TO ARCHITECT FOR FURTHER ASSISTANCE.
- NOTE:**
- ROOF - 1 SLOPE : 15° SLOPE
 - ROOF - 1 MATERIAL : LYSAGHT COLOURBOND ROOFING SHEETS
 - PROPOSED 150mm THICK, 1200mm HIGH SOLID BLOCK - EXTERIOR MASONRY WALL WITH 20mm PLASTERING, GROUND SMOOTH IN SELECTED PAINT FINISH

Gn-Fuvahmulah School Hall
Client: Ministry of Education

Rev no	Date
1	01/01/2021
2	01/01/2021
3	01/01/2021
4	01/01/2021
5	01/01/2021
6	01/01/2021
7	01/01/2021
8	01/01/2021
9	01/01/2021
10	01/01/2021
11	01/01/2021
12	01/01/2021
13	01/01/2021
14	01/01/2021
15	01/01/2021
16	01/01/2021
17	01/01/2021
18	01/01/2021
19	01/01/2021
20	01/01/2021
21	01/01/2021
22	01/01/2021
23	01/01/2021
24	01/01/2021
25	01/01/2021
26	01/01/2021
27	01/01/2021
28	01/01/2021
29	01/01/2021
30	01/01/2021
31	01/01/2021
32	01/01/2021
33	01/01/2021
34	01/01/2021
35	01/01/2021
36	01/01/2021
37	01/01/2021
38	01/01/2021
39	01/01/2021
40	01/01/2021
41	01/01/2021
42	01/01/2021
43	01/01/2021
44	01/01/2021
45	01/01/2021
46	01/01/2021
47	01/01/2021
48	01/01/2021
49	01/01/2021
50	01/01/2021
51	01/01/2021
52	01/01/2021
53	01/01/2021
54	01/01/2021
55	01/01/2021
56	01/01/2021
57	01/01/2021
58	01/01/2021
59	01/01/2021
60	01/01/2021
61	01/01/2021
62	01/01/2021
63	01/01/2021
64	01/01/2021
65	01/01/2021
66	01/01/2021
67	01/01/2021
68	01/01/2021
69	01/01/2021
70	01/01/2021
71	01/01/2021
72	01/01/2021
73	01/01/2021
74	01/01/2021
75	01/01/2021
76	01/01/2021
77	01/01/2021
78	01/01/2021
79	01/01/2021
80	01/01/2021
81	01/01/2021
82	01/01/2021
83	01/01/2021
84	01/01/2021
85	01/01/2021
86	01/01/2021
87	01/01/2021
88	01/01/2021
89	01/01/2021
90	01/01/2021
91	01/01/2021
92	01/01/2021
93	01/01/2021
94	01/01/2021
95	01/01/2021
96	01/01/2021
97	01/01/2021
98	01/01/2021
99	01/01/2021
100	01/01/2021

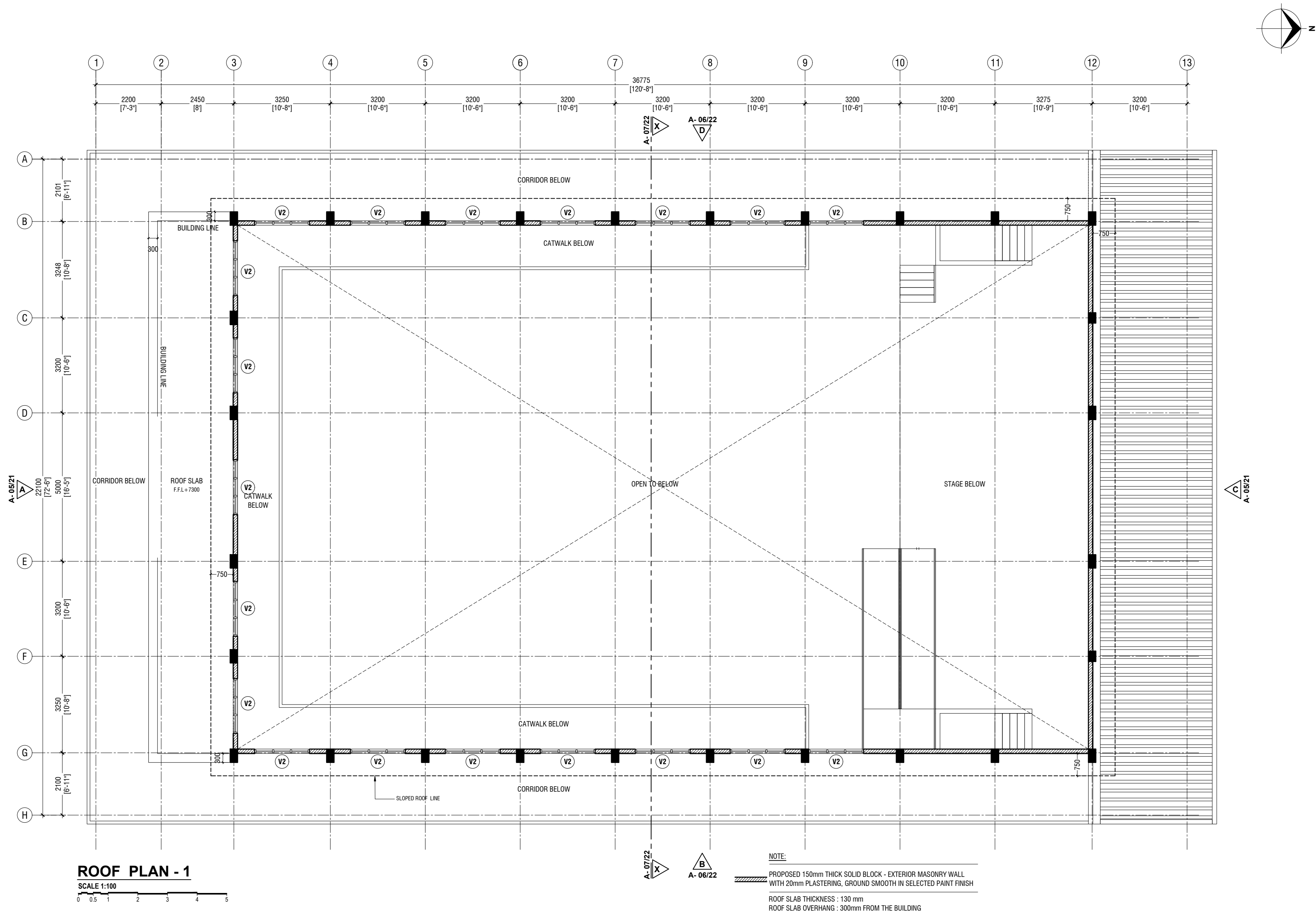


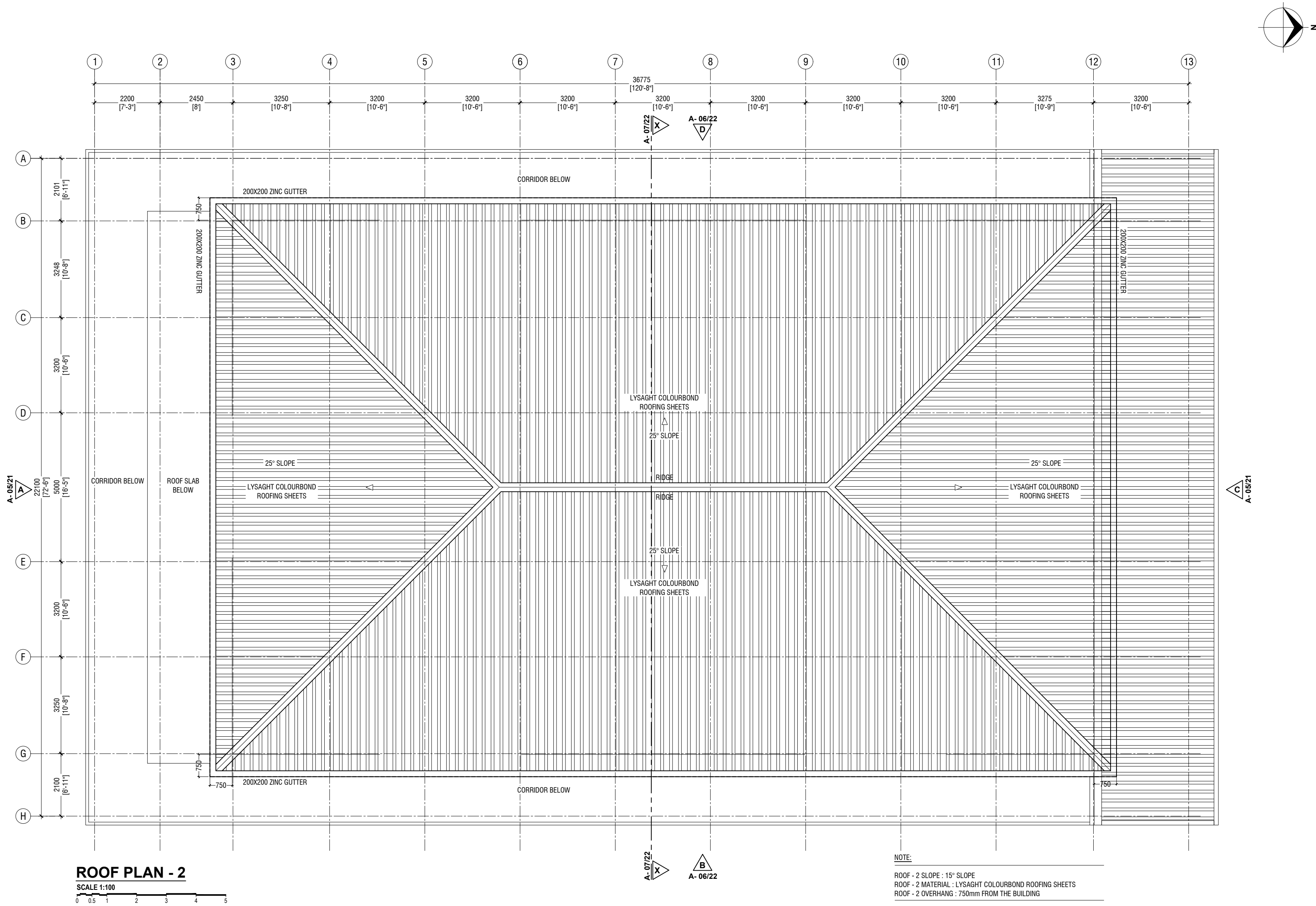
RYAN PRIVATE LIMITED
t : +9603370549 f : +9603370776
e : info@ryan.com.mv
w : www.ryan.com.mv
3rd floor, H. Azam, Ammeenmogu, Malé

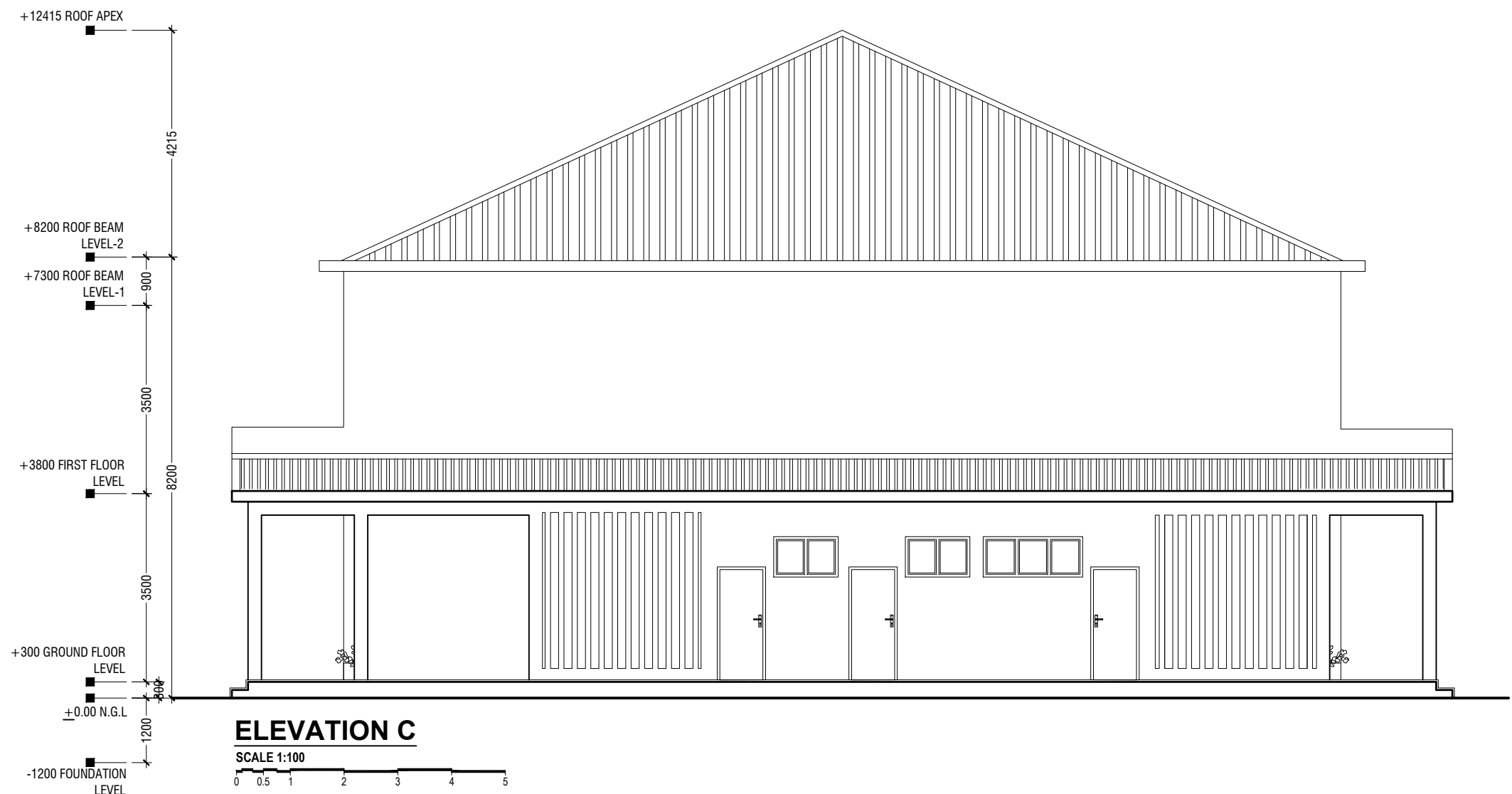
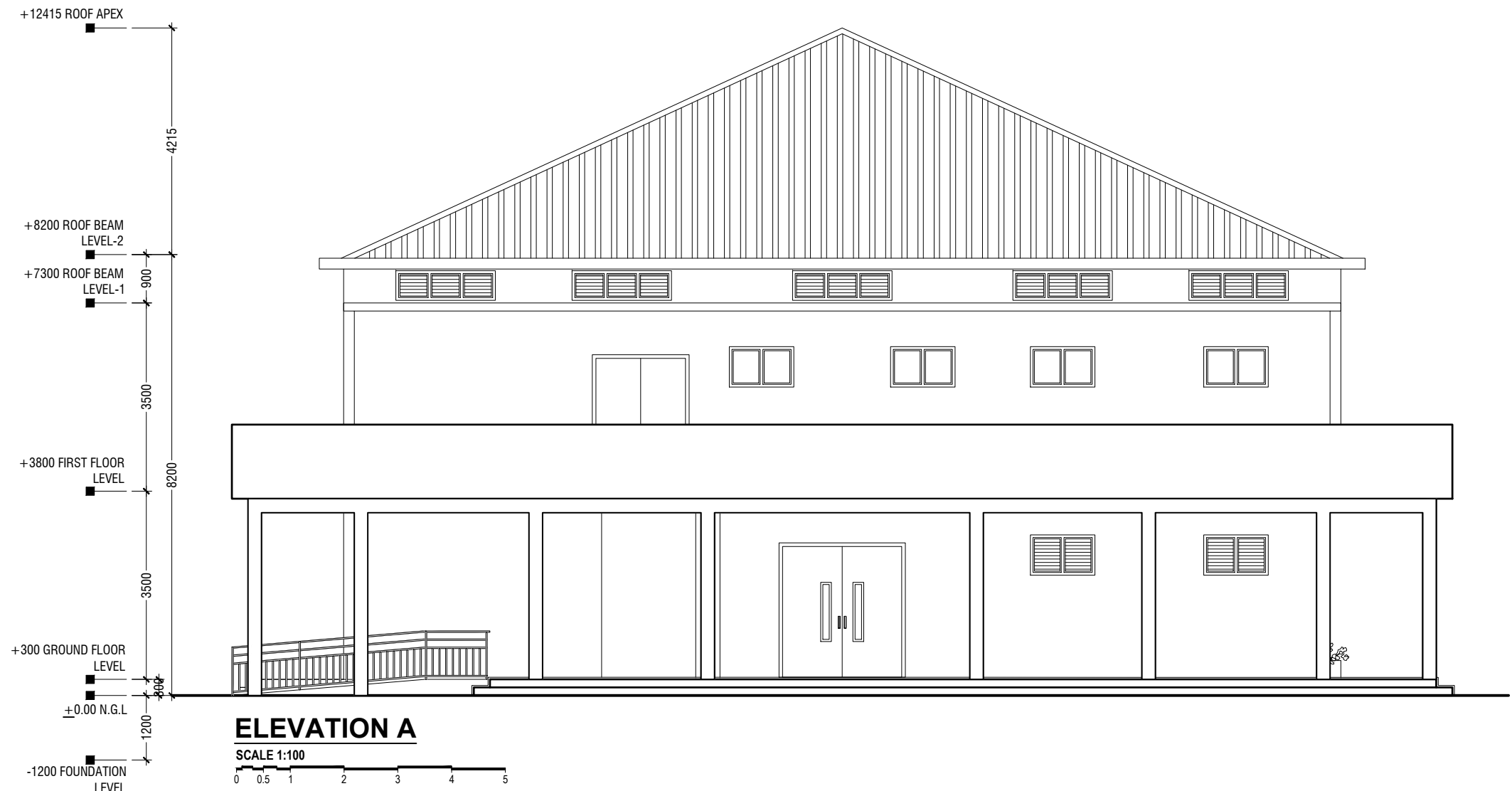
Title: First Floor Plan

Page: A-02/22

The contents of these drawings remain as a property of Ryan Private Limited. Any use other than those expressly stated is a violation of this copyright.








Gn.Fuvahmulah School Hall
Client: Ministry of Education

Rev no	Date
1	2022/06
2	2022/06
3	2022/06
4	2022/06
5	2022/06
6	2022/06
7	2022/06
8	2022/06
9	2022/06
10	2022/06
11	2022/06
12	2022/06
13	2022/06
14	2022/06
15	2022/06
16	2022/06
17	2022/06
18	2022/06
19	2022/06
20	2022/06
21	2022/06
22	2022/06
23	2022/06
24	2022/06
25	2022/06
26	2022/06
27	2022/06
28	2022/06
29	2022/06
30	2022/06
31	2022/06
32	2022/06
33	2022/06
34	2022/06
35	2022/06
36	2022/06
37	2022/06
38	2022/06
39	2022/06
40	2022/06
41	2022/06
42	2022/06
43	2022/06
44	2022/06
45	2022/06
46	2022/06
47	2022/06
48	2022/06
49	2022/06
50	2022/06
51	2022/06
52	2022/06
53	2022/06
54	2022/06
55	2022/06
56	2022/06
57	2022/06
58	2022/06
59	2022/06
60	2022/06
61	2022/06
62	2022/06
63	2022/06
64	2022/06
65	2022/06
66	2022/06
67	2022/06
68	2022/06
69	2022/06
70	2022/06
71	2022/06
72	2022/06
73	2022/06
74	2022/06
75	2022/06
76	2022/06
77	2022/06
78	2022/06
79	2022/06
80	2022/06
81	2022/06
82	2022/06
83	2022/06
84	2022/06
85	2022/06
86	2022/06
87	2022/06
88	2022/06
89	2022/06
90	2022/06
91	2022/06
92	2022/06
93	2022/06
94	2022/06
95	2022/06
96	2022/06
97	2022/06
98	2022/06
99	2022/06
100	2022/06

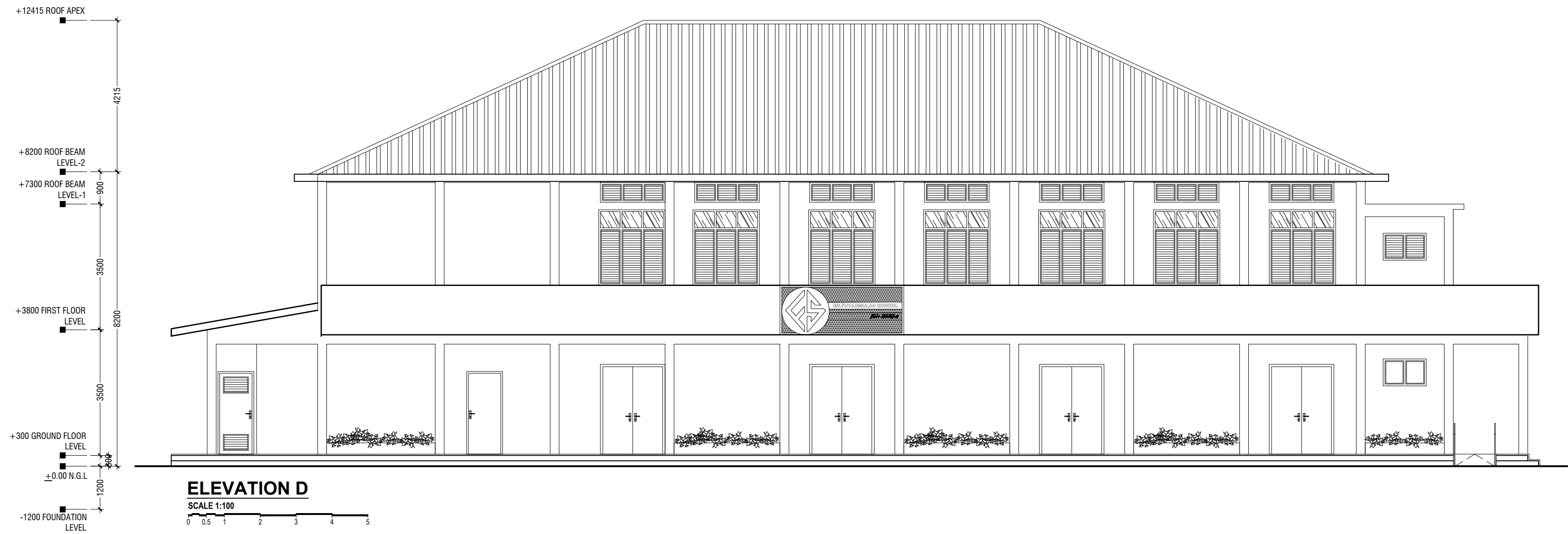
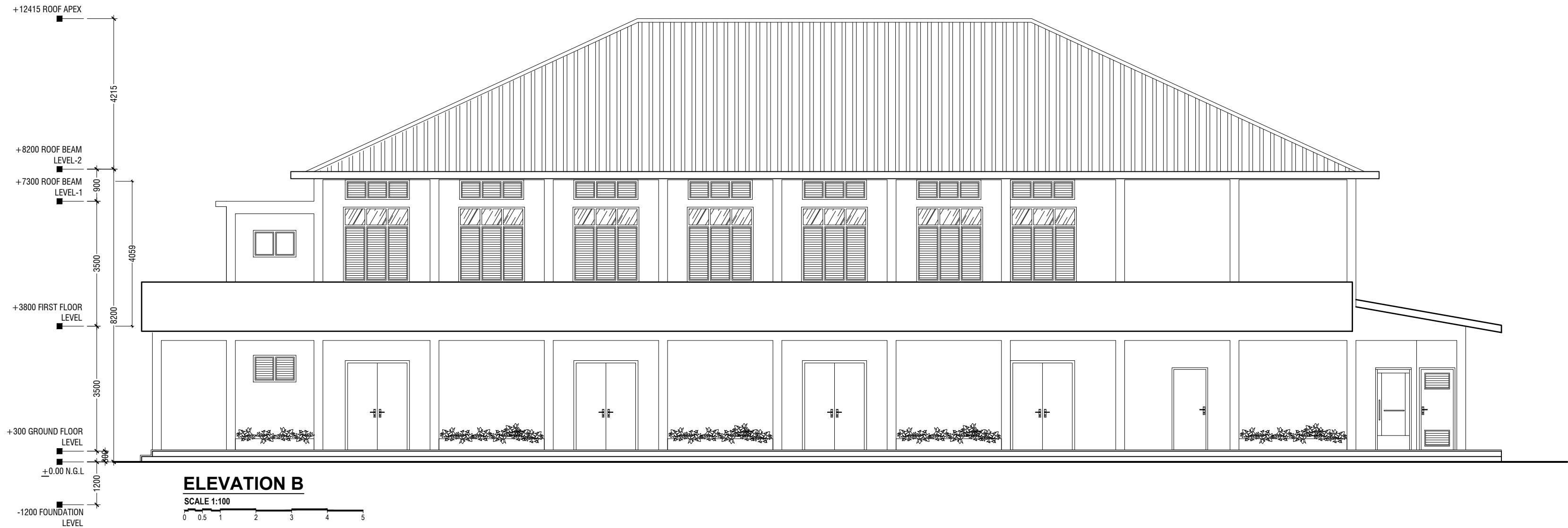


RIYAN PRIVATE LIMITED
T: +9603375049 F: +9603310776
E: info@riyan.com.mv
W: www.riyan.com.mv
3rd floor, H. Azam, Ammeenemogau, Malé

Title: Elevation A & C

Page: A-05/22

The contents of these drawings remain as a property of Riyan Private Limited. Any use other than those expressly stated is a violation of this copyright.



Gn-Fuvahmulah School Hall
Client: Ministry of Education

Rev no	Date
1	2022/06
2	2022/06
3	2022/06
4	2022/06
5	2022/06
6	2022/06
7	2022/06
8	2022/06
9	2022/06
10	2022/06
11	2022/06
12	2022/06
13	2022/06
14	2022/06
15	2022/06
16	2022/06
17	2022/06
18	2022/06
19	2022/06
20	2022/06
21	2022/06
22	2022/06
23	2022/06
24	2022/06
25	2022/06
26	2022/06
27	2022/06
28	2022/06
29	2022/06
30	2022/06
31	2022/06
32	2022/06
33	2022/06
34	2022/06
35	2022/06
36	2022/06
37	2022/06
38	2022/06
39	2022/06
40	2022/06
41	2022/06
42	2022/06
43	2022/06
44	2022/06
45	2022/06
46	2022/06
47	2022/06
48	2022/06
49	2022/06
50	2022/06
51	2022/06
52	2022/06
53	2022/06
54	2022/06
55	2022/06
56	2022/06
57	2022/06
58	2022/06
59	2022/06
60	2022/06
61	2022/06
62	2022/06
63	2022/06
64	2022/06
65	2022/06
66	2022/06
67	2022/06
68	2022/06
69	2022/06
70	2022/06
71	2022/06
72	2022/06
73	2022/06
74	2022/06
75	2022/06
76	2022/06
77	2022/06
78	2022/06
79	2022/06
80	2022/06
81	2022/06
82	2022/06
83	2022/06
84	2022/06
85	2022/06
86	2022/06
87	2022/06
88	2022/06
89	2022/06
90	2022/06
91	2022/06
92	2022/06
93	2022/06
94	2022/06
95	2022/06
96	2022/06
97	2022/06
98	2022/06
99	2022/06
100	2022/06

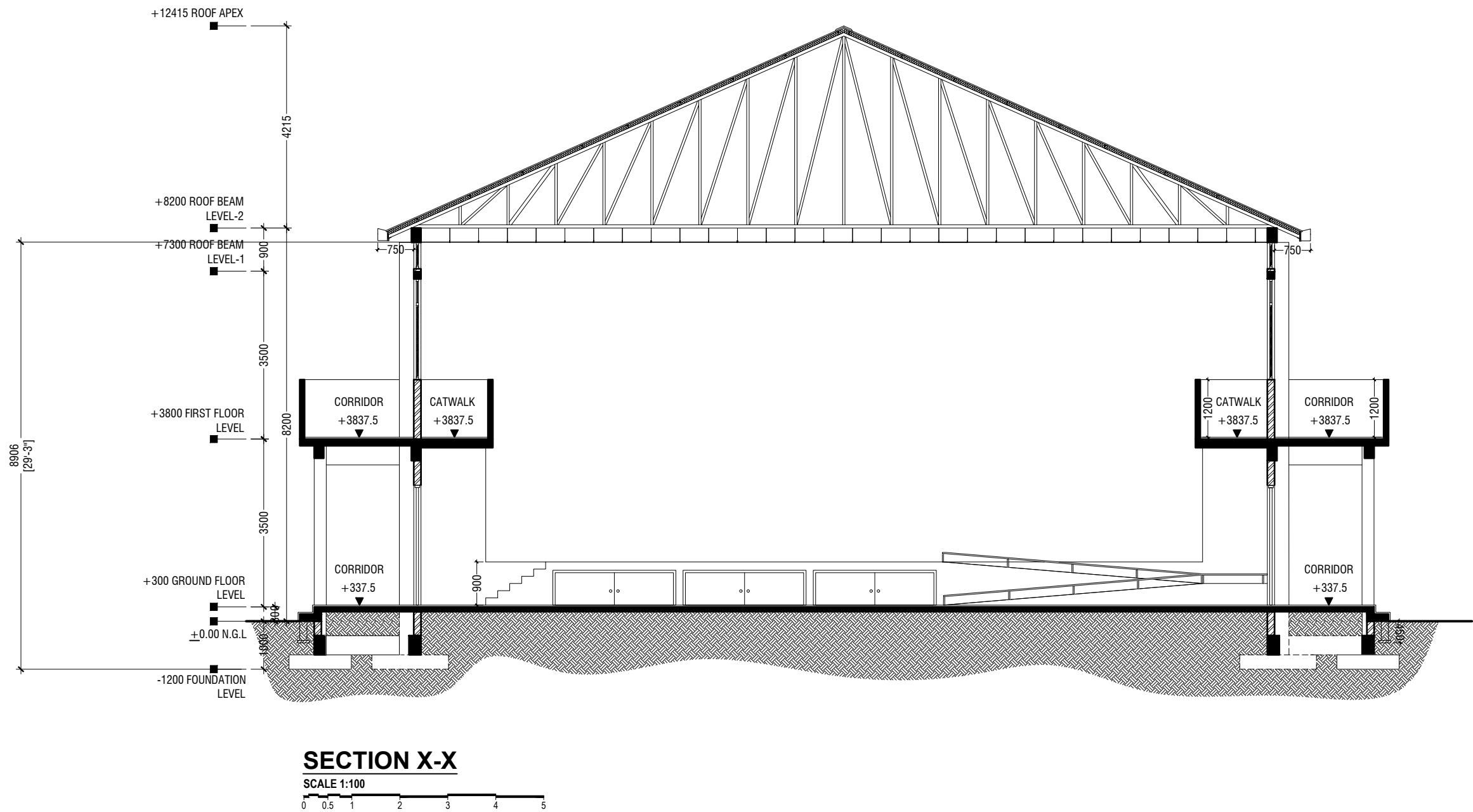


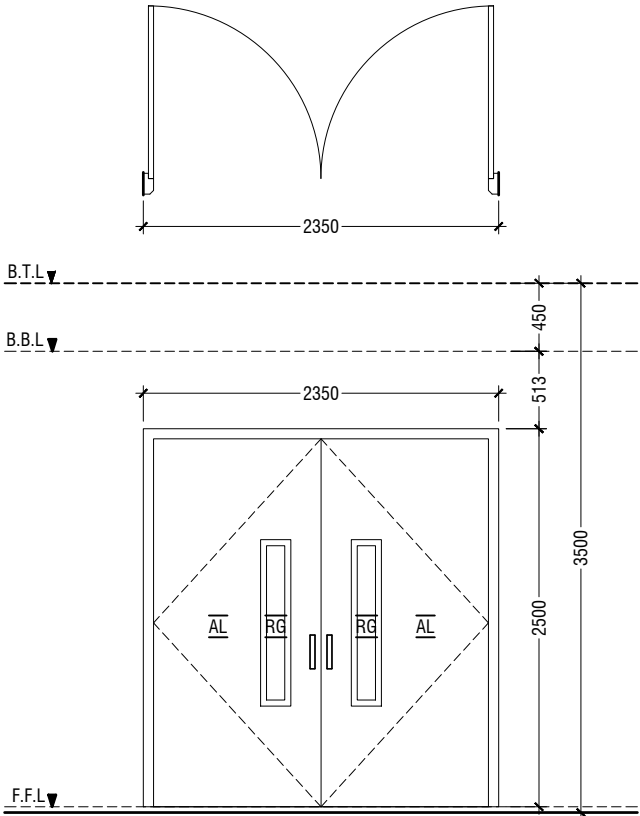
RIYAN PRIVATE LIMITED
T: +9603370049 F: +9603370776
E: info@riyan.com.mv
W: www.riyan.com.mv
3rd floor, H. Azam, Ammeenemogau, Male'

Title: Elevation B & D

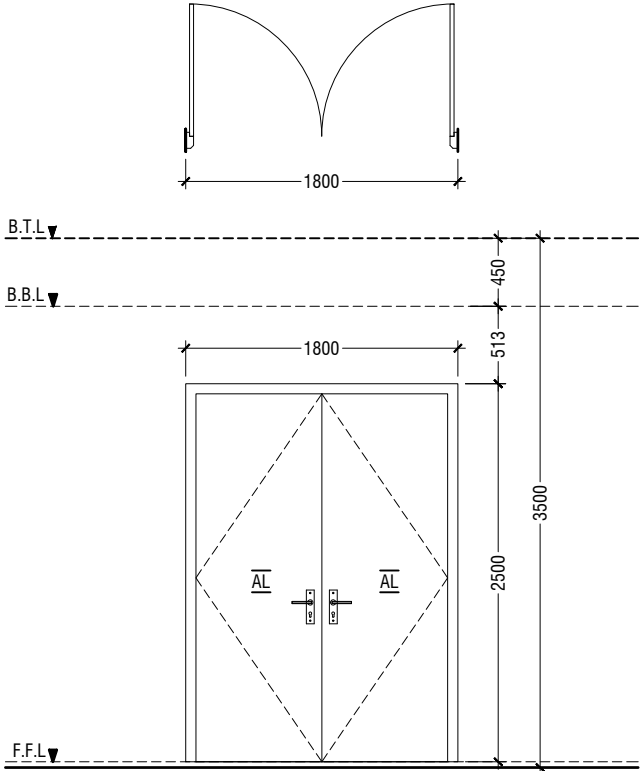
Page: A-06/22

The contents of these drawings remain as a property of Riyan Private Limited. Any use other than those expressly stated is a violation of this copyright.

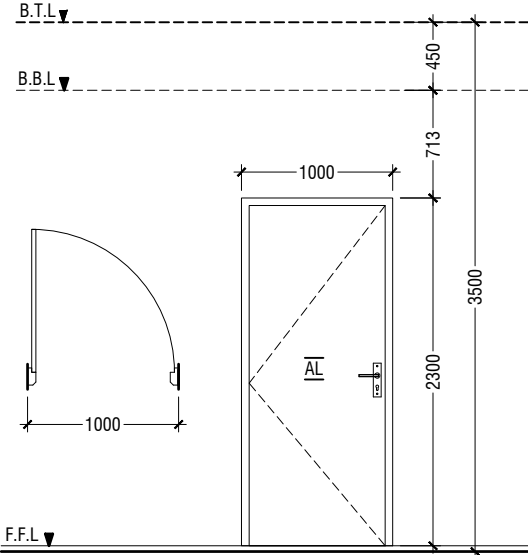




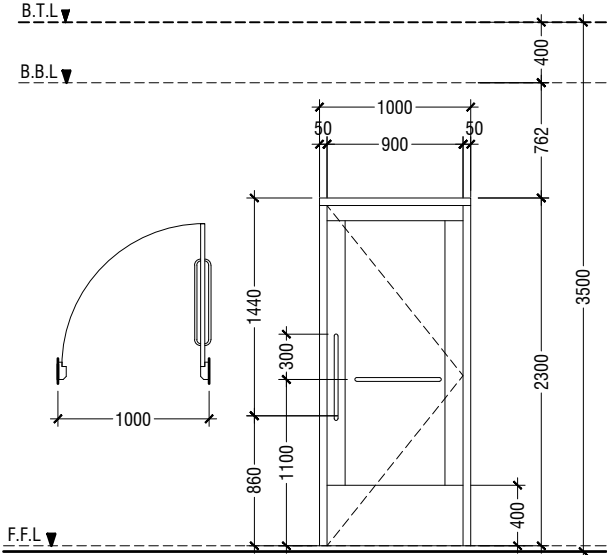
D1	DOUBLE SWING DOOR
REMARKS	50mm THICK WHITE POWDER COATED (60 MICRONS) ALUMINUM FRAMED WITH ALUMINIUM PANEL GLASS ON PANEL : 6mm THK REFLECTIVE GLASS
LOCATION	HALL MAIN ENTRANCE
QUANTITY	01 NOS
OPEN AREA	5.39 sqm



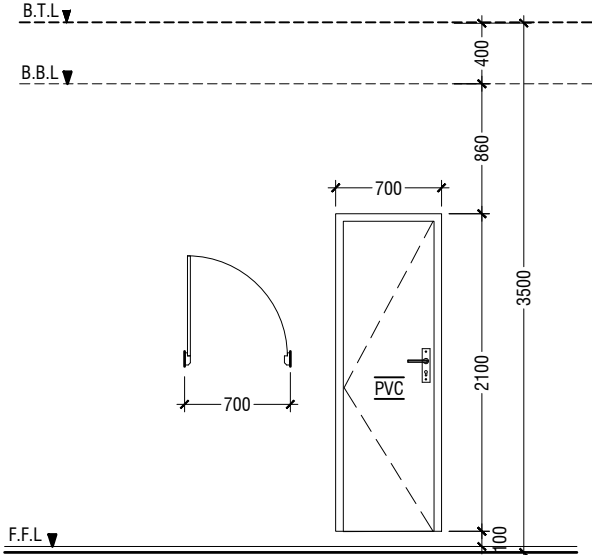
D2	DOUBLE SWING DOOR
REMARKS	50mm THICK WHITE POWDER COATED (60 MICRONS) ALUMINUM FRAMED WITH ALUMINIUM PANEL
LOCATION	HALL ENTRANCE
QUANTITY	10 NOS
OPEN AREA	4.05 sqm



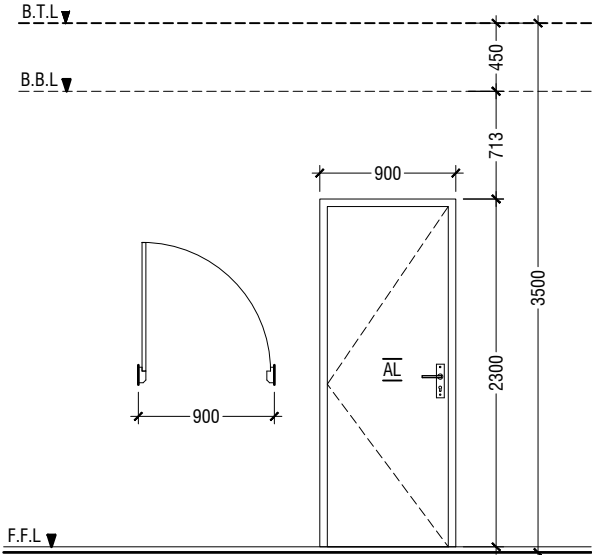
D3	SWING DOOR
REMARKS	50mm THICK WHITE POWDER COATED (60 MICRONS) ALUMINUM FRAMED WITH ALUMINIUM PANEL
LOCATION	ELECTRIC ROOM, CONTROL ROOM & STORE ROOM
QUANTITY	05 NOS
OPEN AREA	2.03 sqm



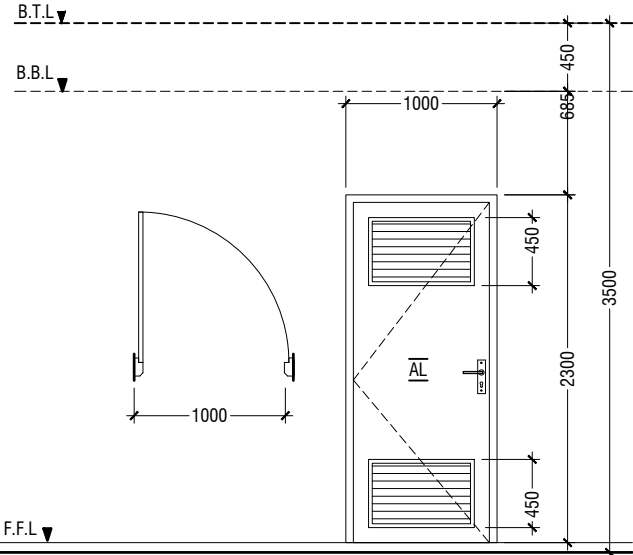
D4	SWING DOOR
REMARKS	50mm THICK WHITE POWDER COATED (60 MICRONS) ALUMINUM FRAMED WITH ALUMINIUM PANEL AND ALUMINIUM LOUVERS
LOCATION	DISABLED TOILET
QUANTITY	01 NOS
OPEN AREA	2.03 sqm



D5	PVC SWING DOOR
REMARKS	PVC WHITE FRAME AND PANEL
LOCATION	TOILETS
QUANTITY	04 NOS
OPEN AREA	1.23 SQM



D6	SWING DOOR
REMARKS	50mm THICK WHITE POWDER COATED (60 MICRONS) ALUMINUM FRAMED WITH ALUMINIUM PANEL
LOCATION	CHANGING ROOM & STORE ROOM
QUANTITY	03 NOS
OPEN AREA	2.03 sqm



D7	SWING DOOR WITH ALUMINIUM LOUVERS
REMARKS	50mm THICK WHITE POWDER COATED (60 MICRONS) ALUMINUM FRAMED WITH ALUMINIUM PANEL AND ALUMINUM LOUVERS
LOCATION	TOILETS & UNDER STAIR STORE
QUANTITY	03 NOS
OPEN AREA	2.03 sqm

LEGEND:
FCG - FIXED CLEAR GLASS
FRG - FIXED REFLECTED GLASS
RG - REFLECTED GLASS
AL - ALUMINIUM
PVC - POLYVINYL CHLORIDE

NOTE:-
- FLOOR TO FLOOR HEIGHT VARIES AND WILL BE SUBJECTED TO CHANGES, LIKEWISE, THE BEAM DEPTH CHANGES AT DIFFERENT LOCATIONS OF SIMILAR DOORS/WINDOWS AND WILL BE SUBJECTED TO CHANGES
- ALL DOORS & WINDOWS TO BE CHECKED ON SITE BEFORE FABRICATION.
- ALL DOOR & WINDOWS VIEWED FROM EXTERIOR, FOR DOOR SWING, REFER TO FLOOR PLANS.
- THE DOORS / WINDOWS WHICH DO NOT TOUCH THE BEAM SHALL HAVE A LINTEL BEAM (LB) ABOVE THE DOOR / WINDOW.
- FOR ALL THE WINDOWS PUT A SILL BEAM BELOW THE WINDOW (SB)
- FOR SAFETY PURPOSES REFER TO TECHNICAL SPECIFICATIONS FOR GLASS THICKNESS.

DOOR / WINDOW SCHEDULE - 1



Gn.Fuvahmulah School Hall
Client: Ministry of Education

Rev no	Date
--	----
--	----
--	----
--	----

Project Number: RI/2020/006
Date: January 2021
Architect : Mariyam Irasha Shareef
Engineer : Mohamed Muthalib Waleed
Drawn by : Mariyam Irasha Shareef
Services : Aishath Ahmed
Interior : -



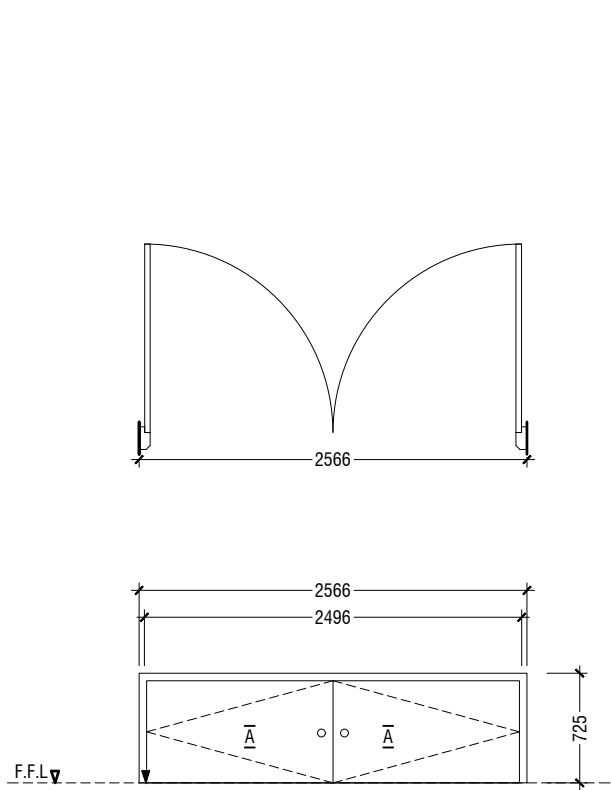
RIYAN PRIVATE LIMITED

t : +9603315049 f : +9603310776
e : info@riyan.com.mv
w : www.riyan.com.mv
3rd floor, H. Azum, Ameenemagu, Male'

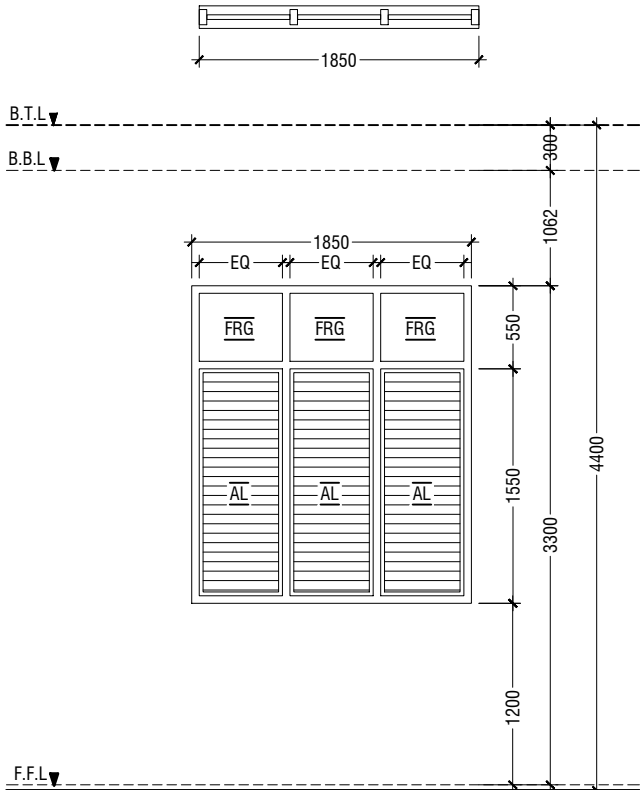
Title: Door / Window
Schedule - 1

Page: A-08/22

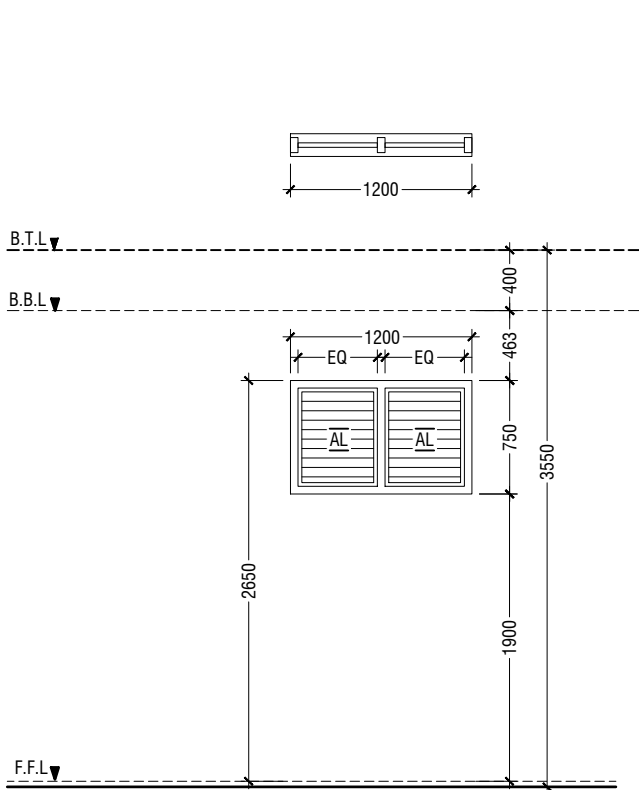
The contents of these drawings remain as a property of Riyan Private Limited. Any use other than those expressly stated is a violation of this copyright



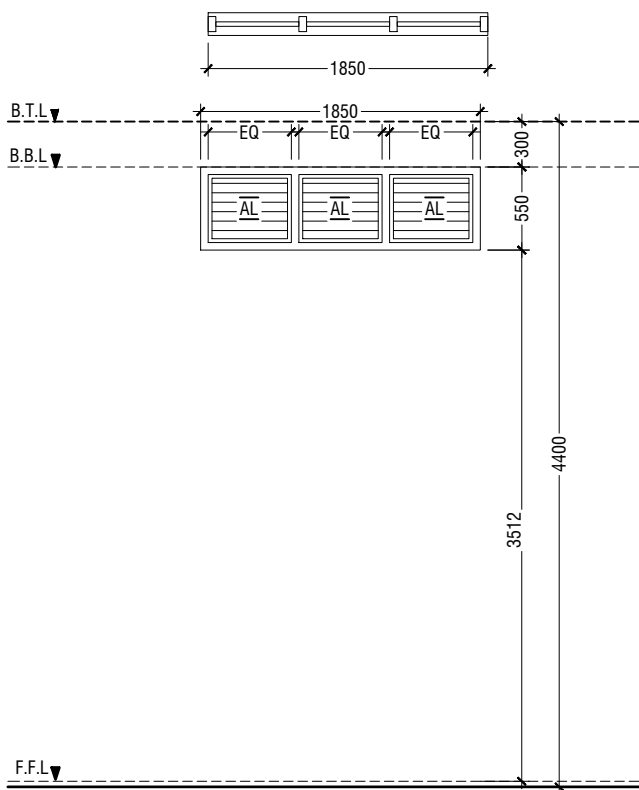
D8	DOUBLE SWING DOOR
REMARKS	50mm THICK WHITE POWDER COATED (60 MICRONS) ALUMINUM FRAMED WITH ALUMINIUM PANEL
LOCATION	STAGE STORE ACCESS
QUANTITY	03 NOS
OPEN AREA	1.66 SQM



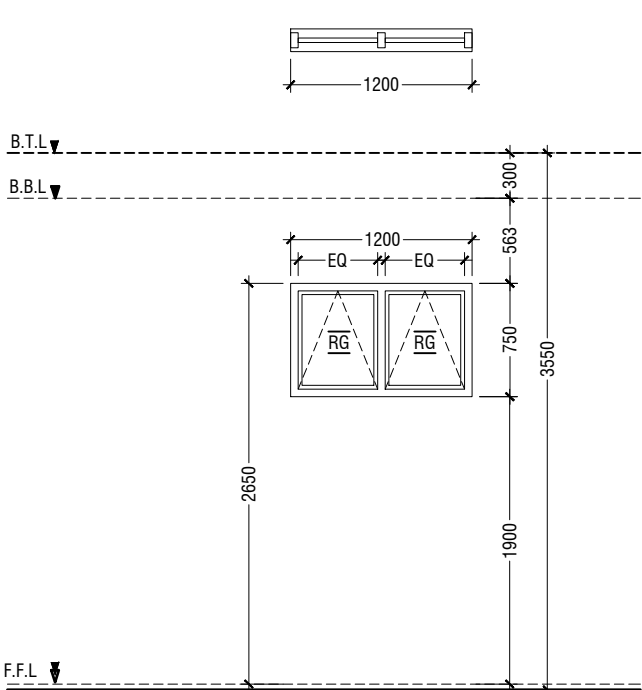
W1	WINDOW WITH FIXED GLASS & ALUMINUM LOUVERS
REMARKS	50mm THICK WHITE POWDER COATED (60 MICRONS) ALUMINUM FRAMED WINDOW WITH ALUMINIUM LOUVERS AND 6mm THICK REFLECTED FIXED GLASS PANELS
LOCATION	HALL
QUANTITY	14 NOS
OPEN AREA	2.40 sqm



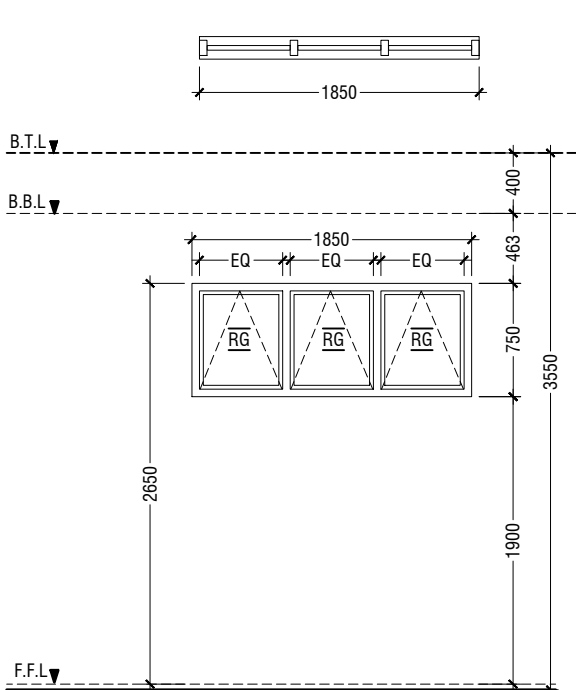
V1	WINDOW WITH ALUMINUM LOUVERS
REMARKS	50mm THICK WHITE POWDER COATED (60 MICRONS) ALUMINUM FRAMED WINDOW WITH ALUMINIUM LOUVERS
LOCATION	ELECTRICAL ROOM & STAIR CASE
QUANTITY	04 NOS
OPEN AREA	0.68 sqm



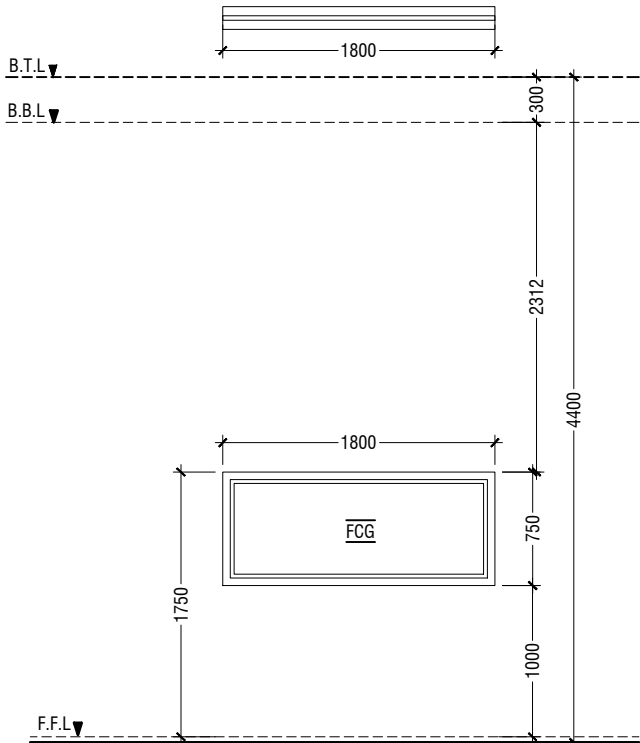
V2	WINDOW WITH ALUMINUM LOUVERS
REMARKS	50mm THICK WHITE POWDER COATED (60 MICRONS) ALUMINUM FRAMED WINDOW WITH ALUMINIUM LOUVERS
LOCATION	ABOVE HALL CEILING
QUANTITY	19 NOS
OPEN AREA	0.72 sqm



W2	TOP HUNG WINDOW
REMARKS	50mm THICK WHITE POWDER COATED (60 MICRONS) ALUMINUM FRAMED WINDOW WITH 6mm THICK REFLECTIVE GLASS
LOCATION	STORE ROOMS , CONTROL ROOM & CHANGING ROOM
QUANTITY	08 NOS
OPEN AREA	0.68 sqm



W3	TOP HUNG WINDOW
REMARKS	50mm THICK WHITE POWDER COATED (60 MICRONS) ALUMINUM FRAMED WINDOW WITH 6mm THICK REFLECTIVE GLASS
LOCATION	CHANGING ROOM
QUANTITY	01 NOS
OPEN AREA	1.04 sqm

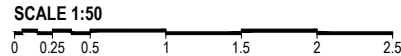


W4	FIXED WINDOW
REMARKS	50mm THICK WHITE POWDER COATED (60 MICRONS) ALUMINUM FRAMED WINDOW WITH 6mm THICK CLEAR GLASS PANEL
LOCATION	CONTROL ROOM
QUANTITY	01 NOS
OPEN AREA	- sqm

LEGEND:
FCG - FIXED CLEAR GLASS
FRG - FIXED REFLECTED GLASS
RG - REFLECTED GLASS
AL - ALUMINIUM
PVC - POLYVINYL CHLORIDE

NOTE:-
- FLOOR TO FLOOR HEIGHT VARIES AND WILL BE SUBJECTED TO CHANGES, LIKEWISE, THE BEAM DEPTH CHANGES AT DIFFERENT LOCATIONS OF SIMILAR DOORS/WINDOWS AND WILL BE SUBJECTED TO CHANGES
- ALL DOORS & WINDOWS TO BE CHECKED ON SITE BEFORE FABRICATION.
- ALL DOOR & WINDOWS VIEWED FROM EXTERIOR, FOR DOOR SWING, REFER TO FLOOR PLANS.
- THE DOORS / WINDOWS WHICH DO NOT TOUCH THE BEAM SHALL HAVE A LINTEL BEAM (LB) ABOVE THE DOOR / WINDOW.
- FOR ALL THE WINDOWS PUT A SILL BEAM BELOW THE WINDOW (SB)
- FOR SAFETY PURPOSES REFER TO TECHNICAL SPECIFICATIONS FOR GLASS THICKNESS.

DOOR / WINDOW SCHEDULE - 2



Gn.Fuvahmulah School Hall
Client: Ministry of Education



RIYAN PRIVATE LIMITED
t : +9603315049 f : +9603310776
e : info@riyan.com.mv
w : www.riyan.com.mv
3rd floor, H. Azum, Ameenemagau, Male'

Title: Door / Window
Schedule - 2

Page: A-09/22

Rev no	Date
--	----
--	----
--	----
--	----

Project Number: RI/2020/006
Date: January 2021
Architect : Mariyam Irasha Shareef
Engineer : Mohamed Muthalib Waleed
Drawn by : Mariyam Irasha Shareef
Services : Aishath Ahmed
Interior : -

The contents of these drawings remain as a property of Riyan Private Limited. Any use other than those expressly stated is a violation of this copyright

SCHEDULE OF VENTILATION Gn.FUVAHMULAH SCHOOL

	Room name	Room Areas (sqm) (Specify centre to centre or clear)	Window (opening) number	Required opening areas (sqm)	Designed opening areas (sqm)	Open %
	Ground Floor					
1	Multi-purpose Hall	394.00	D1, 8*D2 & 14*W1	39.40	71.39	18.12%
2	Electrical	15.05	3*V1	1.51	2.04	13.55%
3	Changing Room -1	7.09	W3	0.71	1.04	14.67%
4	Changing Room -2	9.19	W3	0.92	1.04	11.32%
5	Store Room	7.09	D2 & W2	0.71	4.73	66.71%
6	Toilet for Disable	5.10	D4	0.51	2.03	39.80%
7	Toilet (Male)	13.01	RC FINS			
8	Toilet (Female)	9.22	RC FINS			
	First Floor					
9	Control Room	11.49	2*W2	1.15	1.36	11.84%
10	Store Room	15.04	3*W2	1.50	2.04	13.56%

VENTILATION SCHEDULE



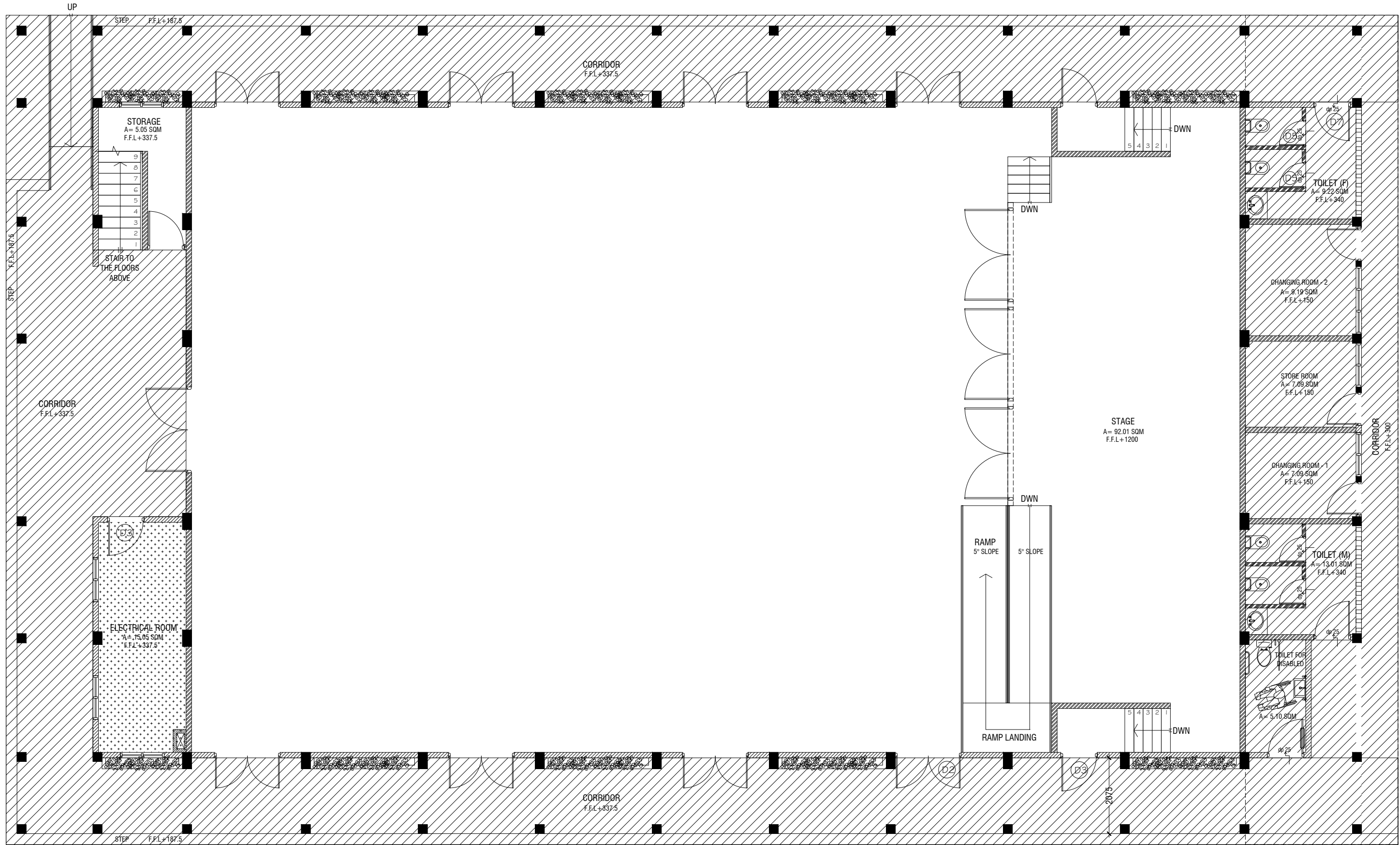
RIYAN PRIVATE LIMITED
t : +9603315049 f : +9603310776
e : info@riyan.com.mv
w : www.riyan.com.mv
3rd floor, H. Azum, Ameenemagu, Male'

Title: Ventilation
Schedule

Page: A-10/22

Gn.Fuvahmulah School Hall
Client: Ministry of Education

Project Number: RI/2020/006	Rev no	Date
Date: January 2021	--	-----
Architect : Mariyam Irasha Shareef	--	-----
Engineer : Mohamed Muththalib Waleed	--	-----
Drawn by : Mariyam Irasha Shareef	--	-----
Services : Aishath Ahmed	--	-----
Interior : -	--	-----



**GROUND FLOOR
FLOOR REFLECTED CEILING PLAN**

SCALE 1:100
0 0.5 1 2 3 4 5

LEGEND	
CODE	DESCRIPTION
	EXPOSED SLAB SOFFIT TO BE GROUND SMOOTH IN SELECT PAINT FINISH (ONE COAT OF PUTTY FOLLOWED BY SEALER AND 2 COATS OF PAINT)
	6mm THICK CEMENT BOARD CEILING WITH PUTTY AND SELECTED PAINT FINISH

Gn.Fuvahmulah School Hall
Client: Ministry of Education

Project Number: RI/230/006
Date: January 2020
Engineer: Mohamed Muthiballa Waleed
Drawn by: Maryam Inasha Shareef
Services: Ashraf Ahmed
Interior: -

Rev no	Date
1	11/01/2020
2	11/01/2020
3	11/01/2020
4	11/01/2020

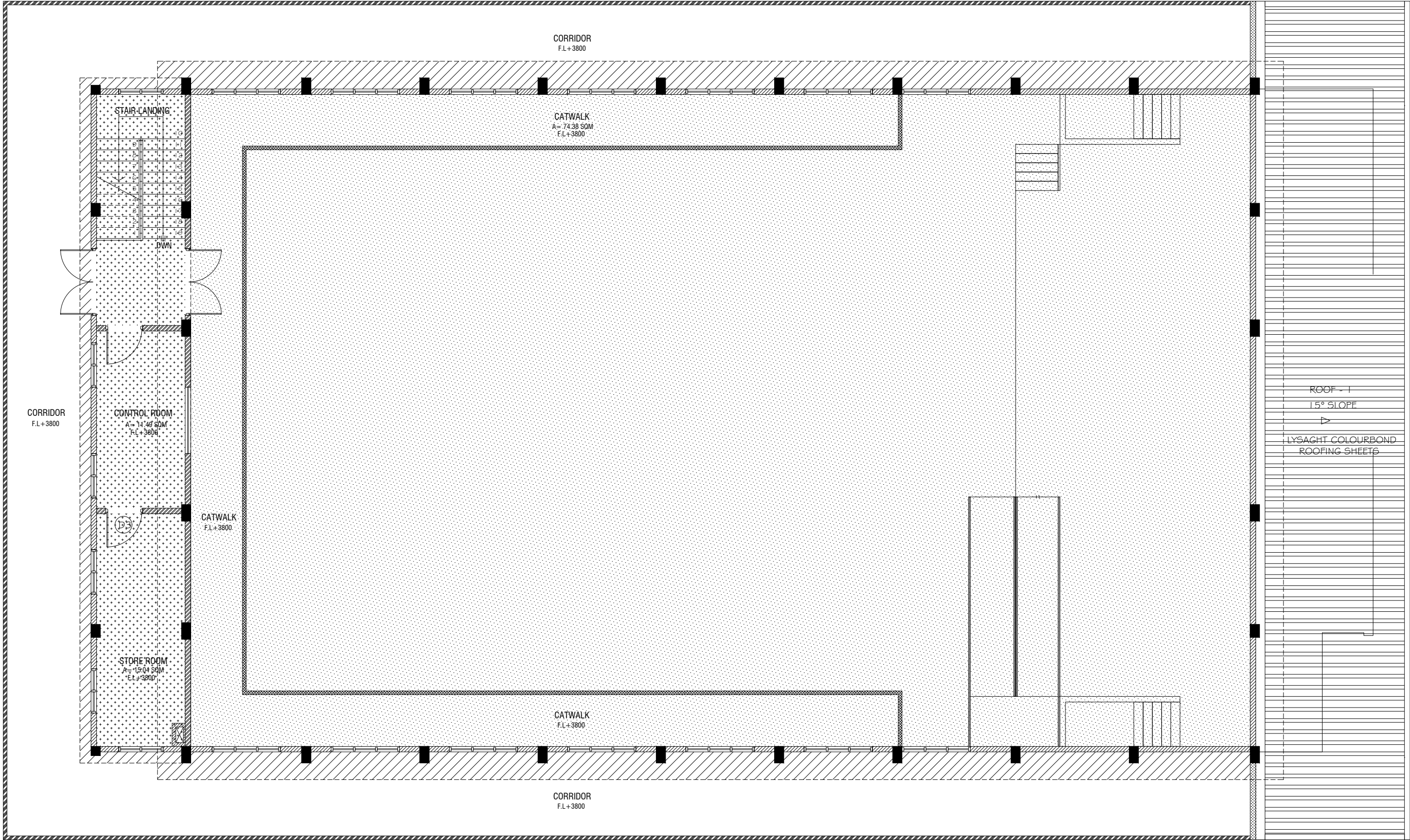


RYAN PRIVATE LIMITED
t: +9603375040 f: +9603370776
e: info@ryan.com.mv
w: www.ryan.com.mv
3rd Floor, H. Azam, Ameenemadugu, Malé

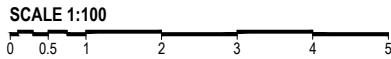
Title: Ground Floor Reflected Ceiling Plan

Page: A-11/22

The contents of these drawings remain as a property of RYAN Private Limited. Any use other than those expressly stated is a violation of this copyright.



FIRST FLOOR
FLOOR REFLECTED CEILING PLAN



LEGEND	
CODE	DESCRIPTION
	EXPOSED SLAB SOFFIT TO BE GROUND SMOOTH IN SELECT PAINT FINISH (ONE COAT OF PUTTY FOLLOWED BY SEALER AND 2 COATS OF PAINT)
	SUSPENDED ACOUSTIC CEILING SYSTEM WITH ALUMINUM FRAMING CEILING HEIGHT : +7300mm
	6mm THICK CEMENT BOARD CEILING WITH PUTTY AND SELECTED PAINT FINISH

Gn.Fuvahmulah School Hall
Client: Ministry of Education

Project Number: RI/2020/006
Date: January 2020
Drawn by: Maryam Inasha Shareef
Engineer: Mohamed Muhiyiddin Waleed
Services: Ashraf Ahmed
Interior: -

Rev no	Date
1	2020/01/20
2	2020/01/20
3	2020/01/20
4	2020/01/20

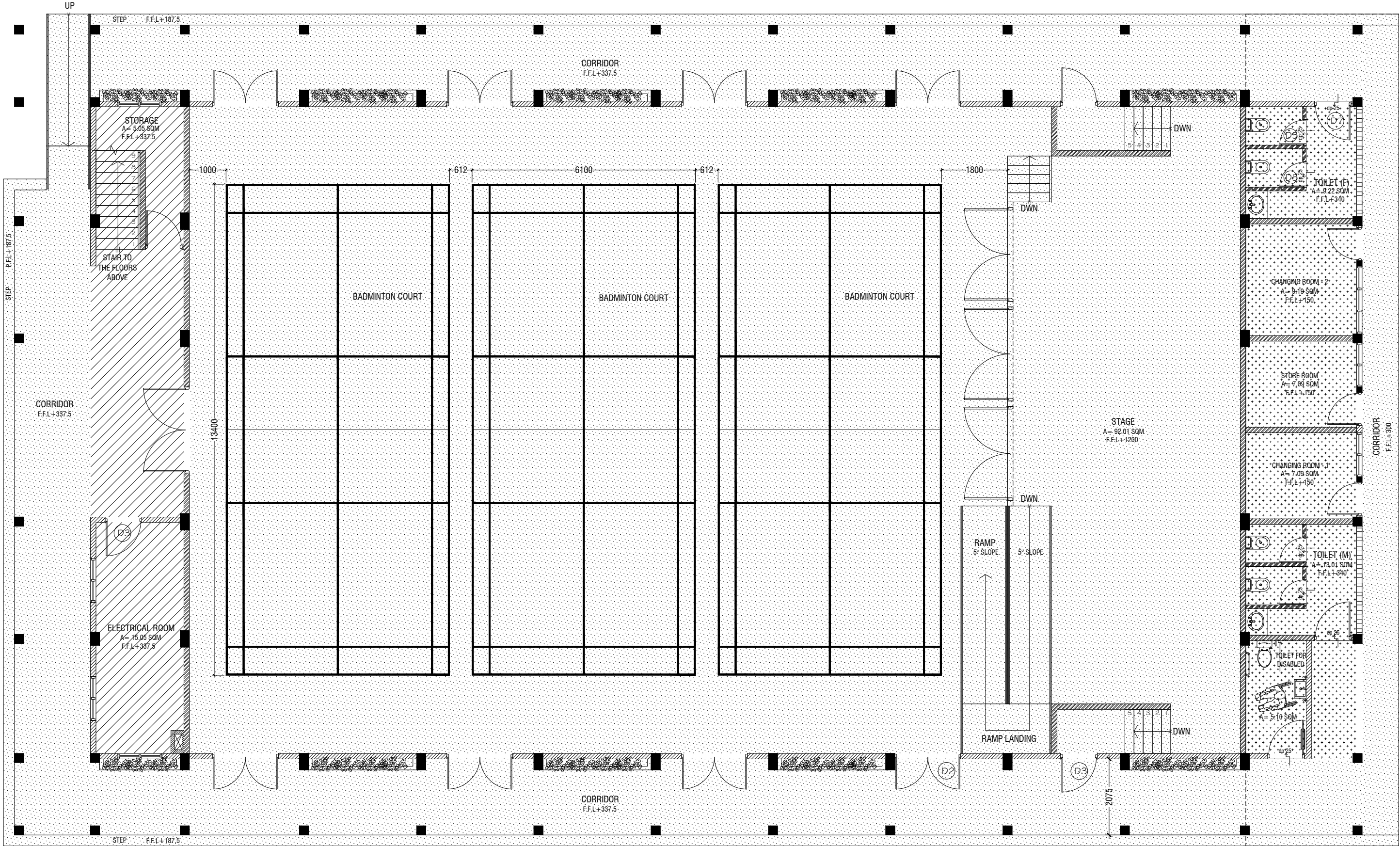


RYAN PRIVATE LIMITED
t: +9603375040 f: +9603310776
e: info@ryan.com.mv
w: www.ryan.com.mv
3rd Floor, H. Azim, Ameenmugus, Malé

Title: First Floor Reflected Ceiling Plan

Page: A-12/22

The contents of these drawings remain as a property of RYAN Private Limited. Any use other than those expressly stated is a violation of this copyright.



**GROUND FLOOR
FLOOR FINISHES PLAN**

SCALE 1:100
0 0.5 1 2 3 4 5

LEGEND	
CODE	DESCRIPTION
	35mm NORMAL SCREEDING WITH 2.5mm SELF LEVELING CEMENT WITH EPOXY FLOOR PAINT (2 COATS OF EPOXY)
	600X600mm HOMOGENOUS NON-SLIP TILES OVER 25mm SCREEDING

	600X600mm HOMOGENOUS NON-SLIP TILES OVER 25mm SCREEDING
--	---

NOTE:
BADMINTON COURT TO BE DRAWN ON WITH ELASTOMETRIC PAINT IN SELECTED PAINT FINISH
STAGE SHOULD HAVE A CARPET FINISH ON TOP OF THE25X100mm HARDWOOD FLOORING

Gn.Fuvahmulah School Hall
Client: Ministry of Education

Rev no	Date
1	2020/06
2	2020/06
3	2020/06
4	2020/06
5	2020/06

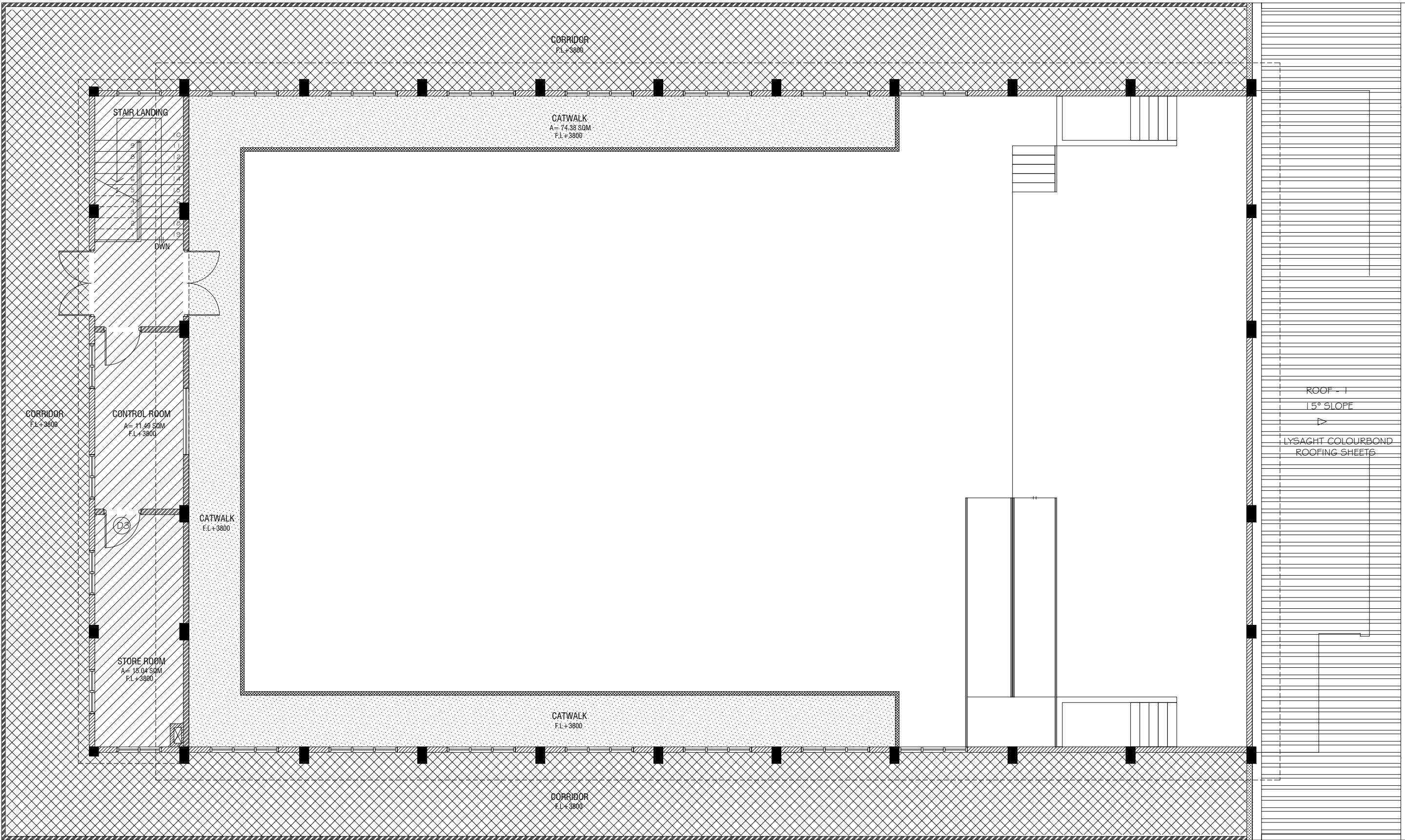


RIYAH PRIVATE LIMITED
t: +9603375040 f: +9603370775
e: info@riyah.com.mv
w: www.riyah.com.mv
3rd Floor, H. Azim, Ammanemagui, Malé

Title: Ground Floor Finishes Plan

Page: A-13/22

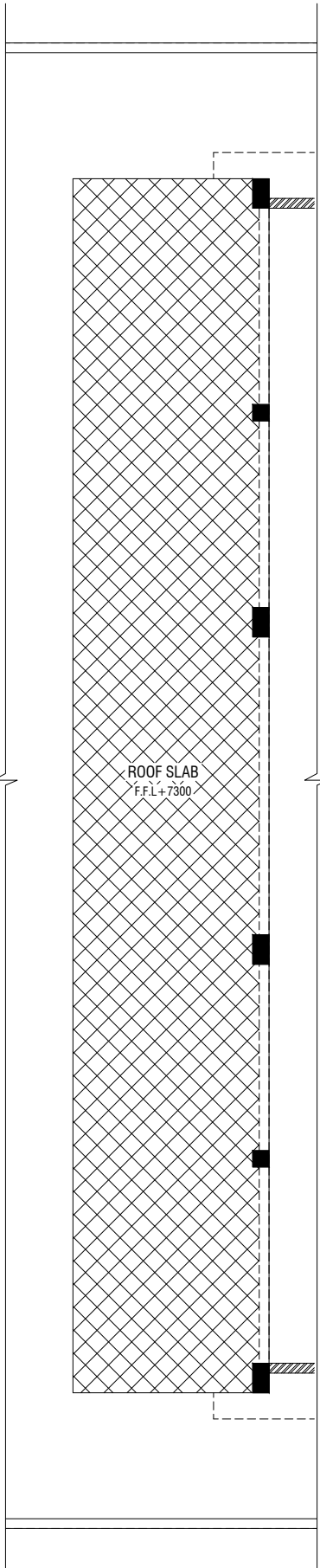
The contents of these drawings remain as a property of Riyah Private Limited. Any use other than those expressly stated is a violation of this copyright.



**FIRST FLOOR
FLOOR FINISHES PLAN**

SCALE 1:100
0 0.5 1 2 3 4 5

LEGEND	
CODE	DESCRIPTION
	35mm NORMAL SCREEDING WITH 2.5mm SELF LEVELING CEMENT WITH EPOXY FLOOR PAINT (2 COATS OF EPOXY)
	600X600mm HOMOGENOUS NON-SLIP TILES OVER 50mm SCREEDING
	SELF LEVELLING CEMENT FLOOR SCREED WITH BITUMINOUS WATERPROOFING AGENT



**ROOF SLAB - 1
FLOOR FINISHES PLAN**

SCALE 1:100
0 0.5 1 2 3 4 5

Gn.Fuvahmulah School Hall
Client: Ministry of Education

Project Number	Rev no	Date
RI/2020/006	1	2020/06/06
Date: January 2020	2	2020/06/06
Engineer: Mohamed Muhiyiddin Waleed	3	2020/06/06
Drawn by: Maryam Inasha Shareef	4	2020/06/06
Services: Ashraf Ahmed	5	2020/06/06
Interior: -	6	2020/06/06

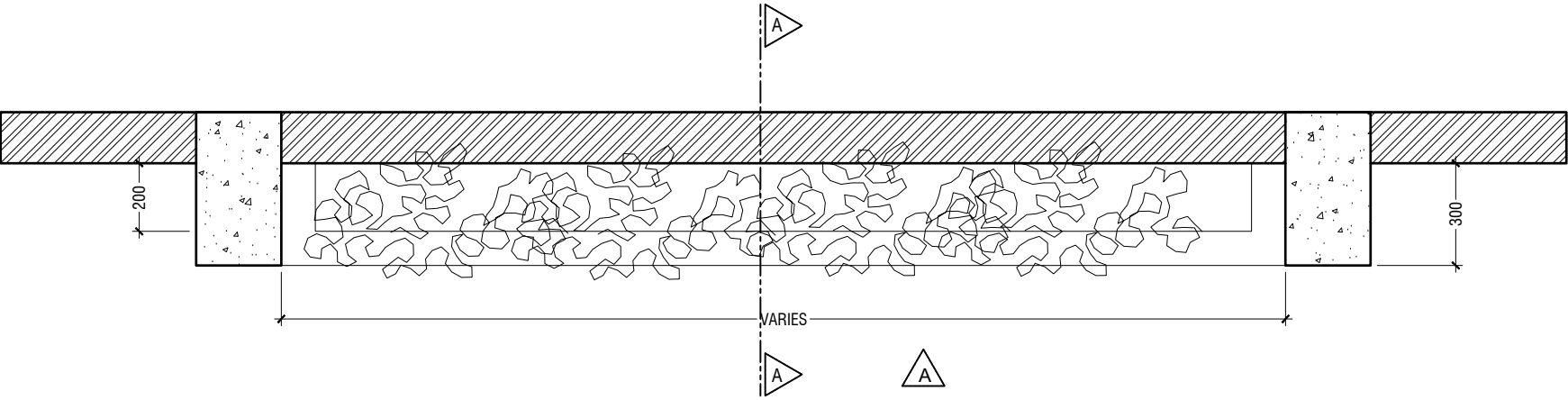


RYAN PRIVATE LIMITED
t: +9603375040 f: +9603370776
e: info@ryan.com.mv
w: www.ryan.com.mv
3rd Floor, H. Azam, Ammanemagaya, Malé

Title: First Floor Finishes
Plan


Page: A-14/22

The contents of these drawings remain as a property of RYAN Private Limited. Any use other than those expressly stated is a violation of this copyright.



PLAN

SCALE 1:20



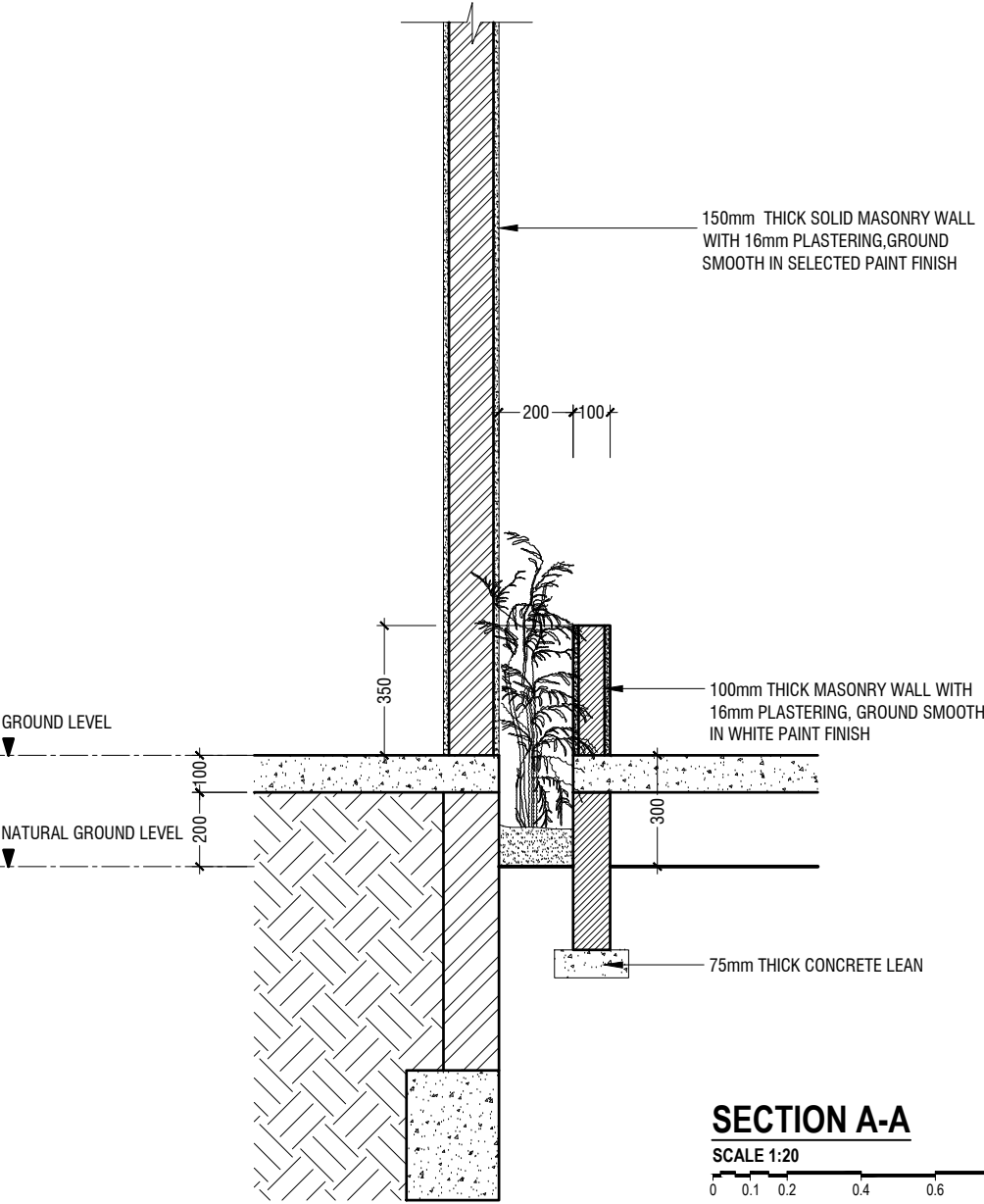
ELEVATION A

SCALE 1:20



**DETAIL - 1
PLANTER BOX DETAILS**

SCALE 1:20



SECTION A-A

SCALE 1:20



Gn.Fuvahmulah School Hall
Client: Ministry of Education

Rev no	Date
--	-----
--	-----
--	-----
--	-----

Project Number: RI/2020/006
Date: January 2021
Architect : Mariyam Irasha Shareef
Engineer : Mohamed Muthalib Waleed
Drawn by : Mariyam Irasha Shareef
Services : Aishath Ahmed
Interior : -


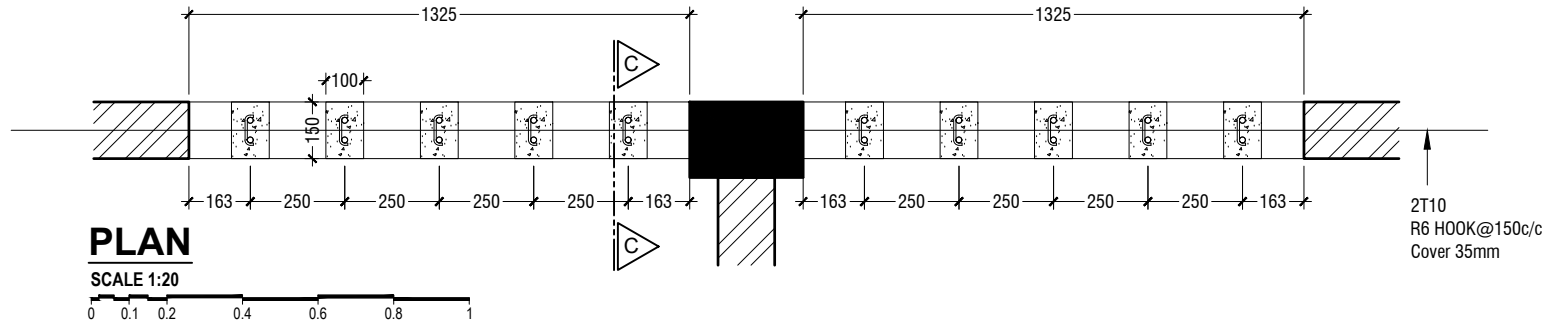


RIYAN PRIVATE LIMITED
t : +9603315049 f : +9603310776
e : info@riyan.com.mv
w : www.riyan.com.mv
3rd floor, H. Azum, Ameenemagui, Male'

Title: Planter Box Detail

Page: A-15/22

The contents of these drawings remain as a property of Riyan Private Limited. Any use other than those expressly stated is a violation of this copyright.

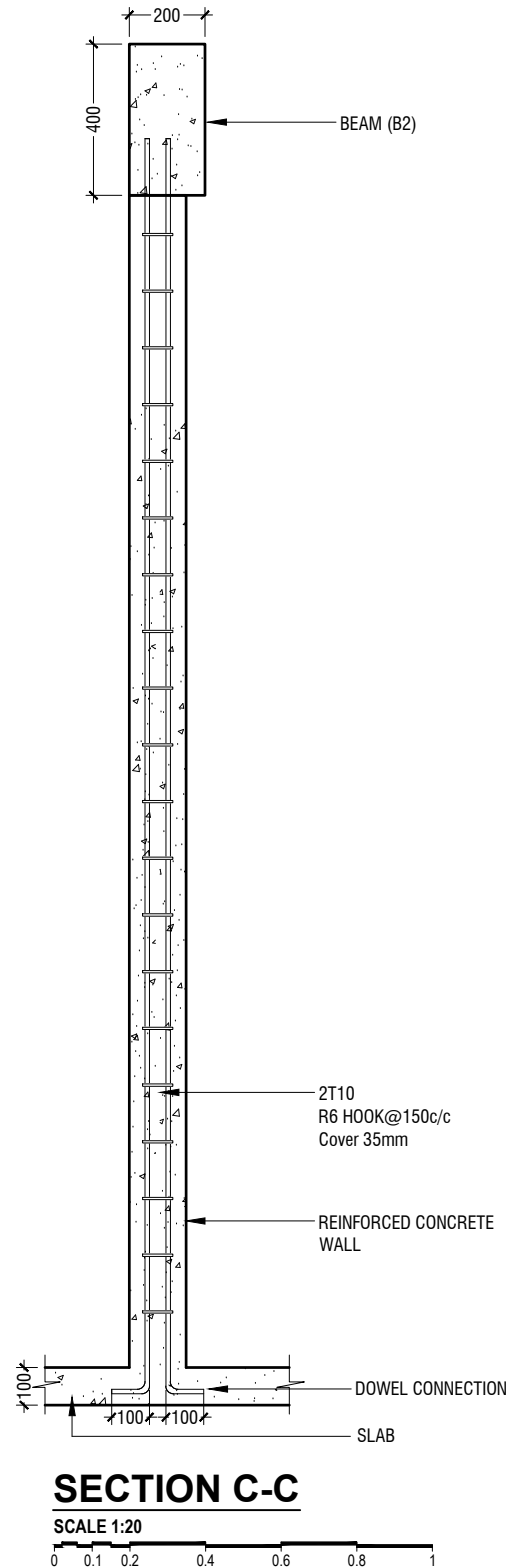


ELEVATION - C
SCALE 1:20

0 0.1 0.2 0.4 0.6 0.8 1

DETAIL - 2
RC FIN DETAILS
SCALE 1:20

0 0.1 0.2 0.4 0.6 0.8 1



Gn.Fuvahmulah School Hall
Client: Ministry of Education

Rev no	Date
--	-----
--	-----
--	-----

Project Number: RI/2020/006
Date: January 2021
Architect : Mariyam Irasha Shareef
Engineer : Mohamed Muthalib Waleed
Drawn by : Mariyam Irasha Shareef
Services : Aishath Ahmed
Interior : -

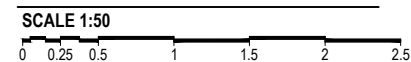
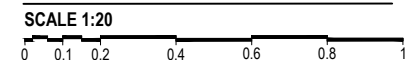
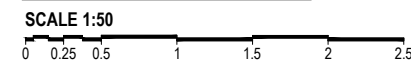
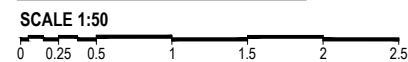



RIYAN PRIVATE LIMITED
t : +9603315049 f : +9603310776
e : info@riyan.com.mv
w : www.riyan.com.mv
3rd floor, H. Azum, Ameenemagau, Male'

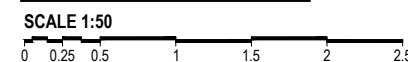


Title: RC Fins Detail

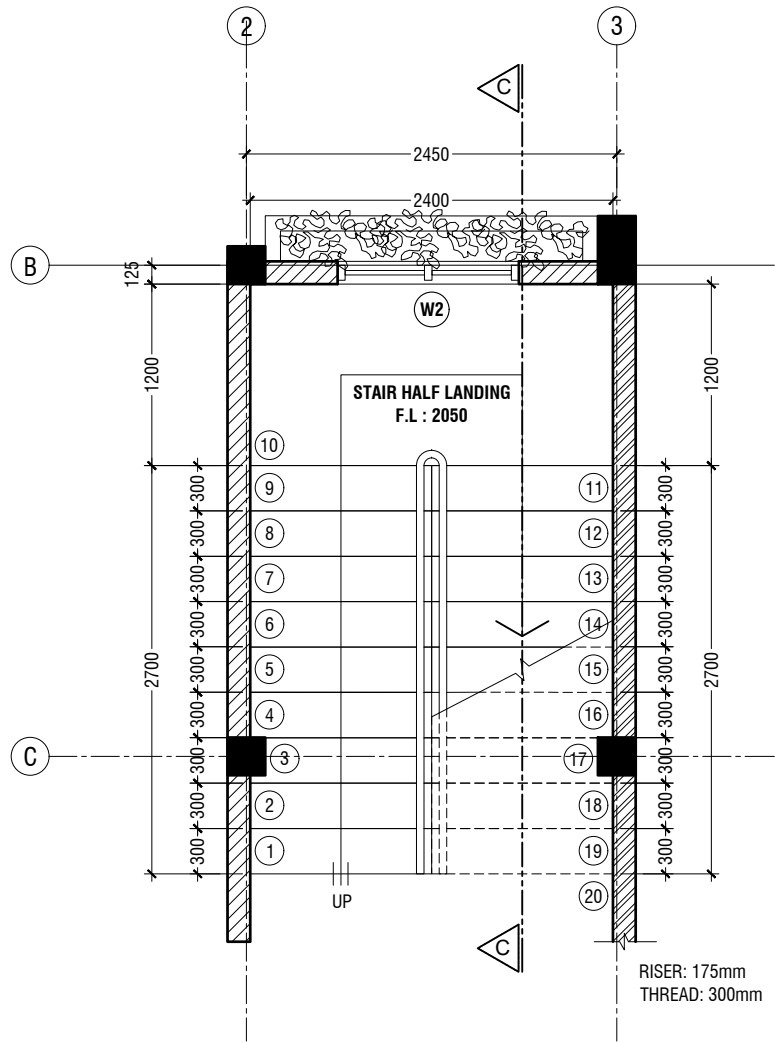
Page: A-16/22

The contents of these drawings remain as a property of Riyan Private Limited. Any use other than those expressly stated is a violation of this copyright.



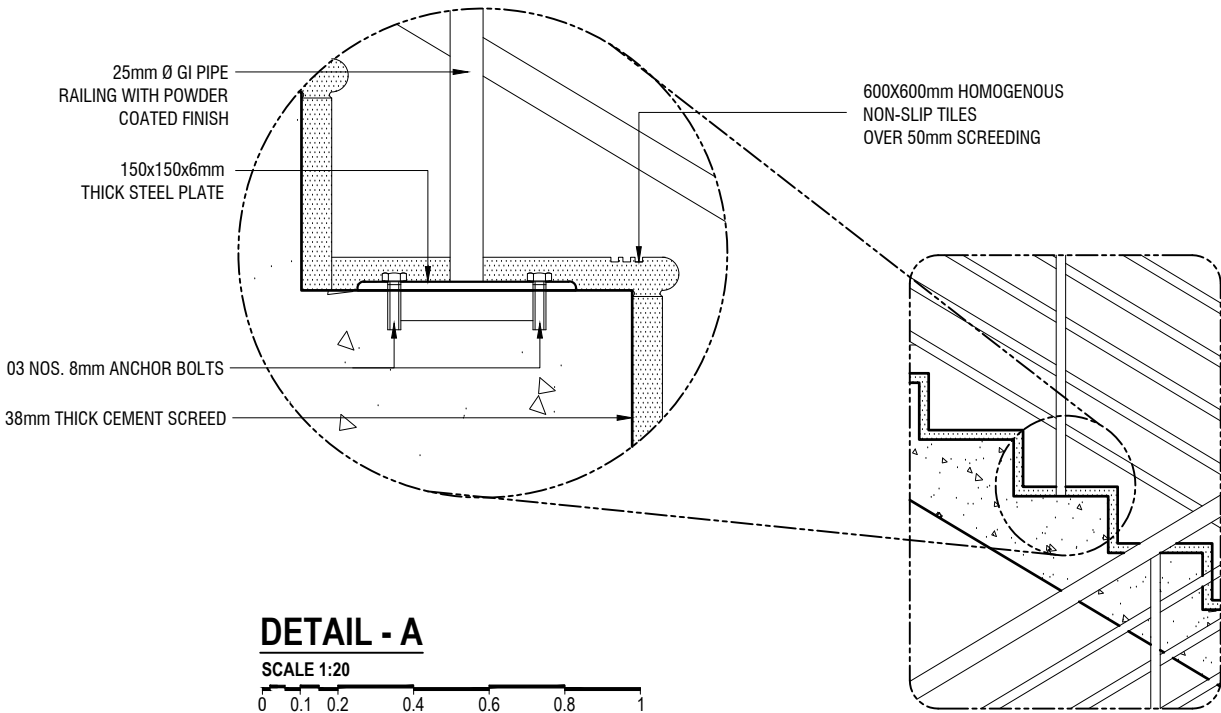
GRAB BARS OF THE DISABLE TOILET SHALL BE AS PER MANUFACTURE'S DETAIL





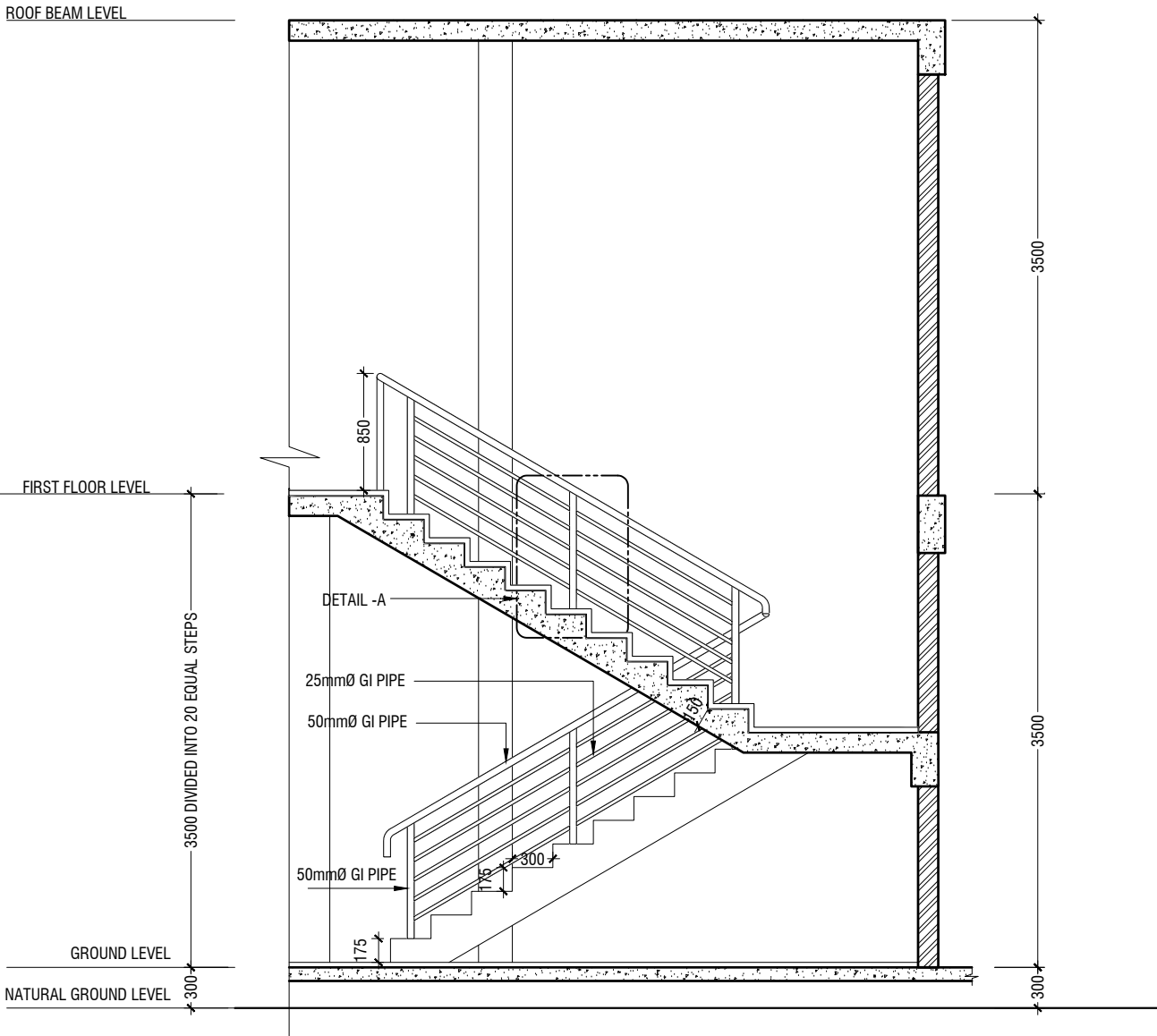
MAIN STAIRCASE PLAN

SCALE 1:50



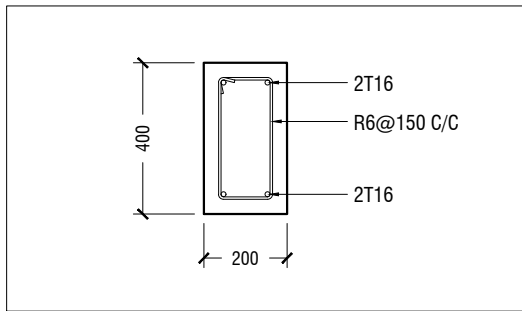
DETAIL - A

SCALE 1:20



SECTION C-C

SCALE 1:50



STAIR HALF LANDING BEAM (HB)

SCALE 1:20

MAIN STAIRCASE DETAILS

SCALE 1:50

Gn.Fuvahmulah School Hall
Client: Ministry of Education

Rev no	Date
--	-----
--	-----
--	-----
--	-----

Project Number: RI/2020/006
Date: January 2021
Architect: Maryam Irasha Shareef
Engineer: Mohamed Muthalib Waleed
Drawn by: Maryam Irasha Shareef
Services: Aishath Ahmed
Interior: -



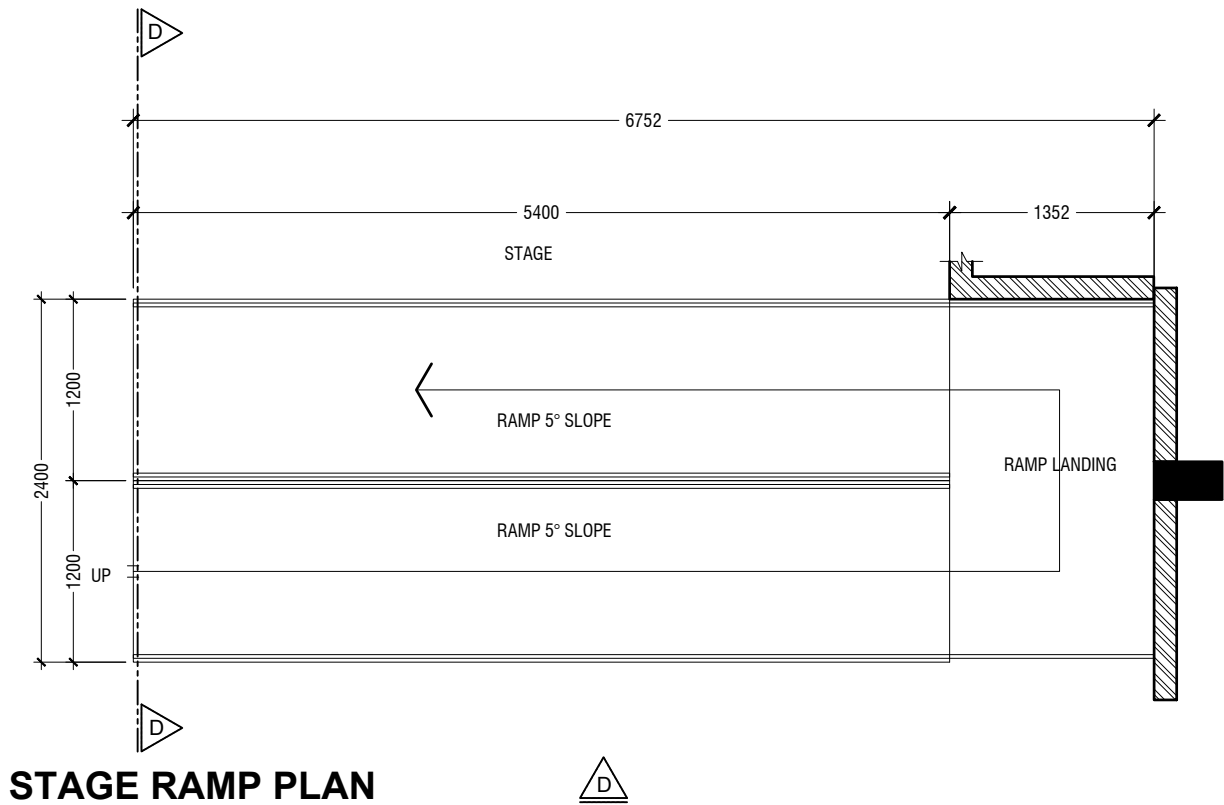
RIYAN PRIVATE LIMITED

t: +9603315049 f: +9603310776
e: info@riyan.com.mv
w: www.riyan.com.mv
3rd floor, H. Azum, Ameenemagalu, Male'

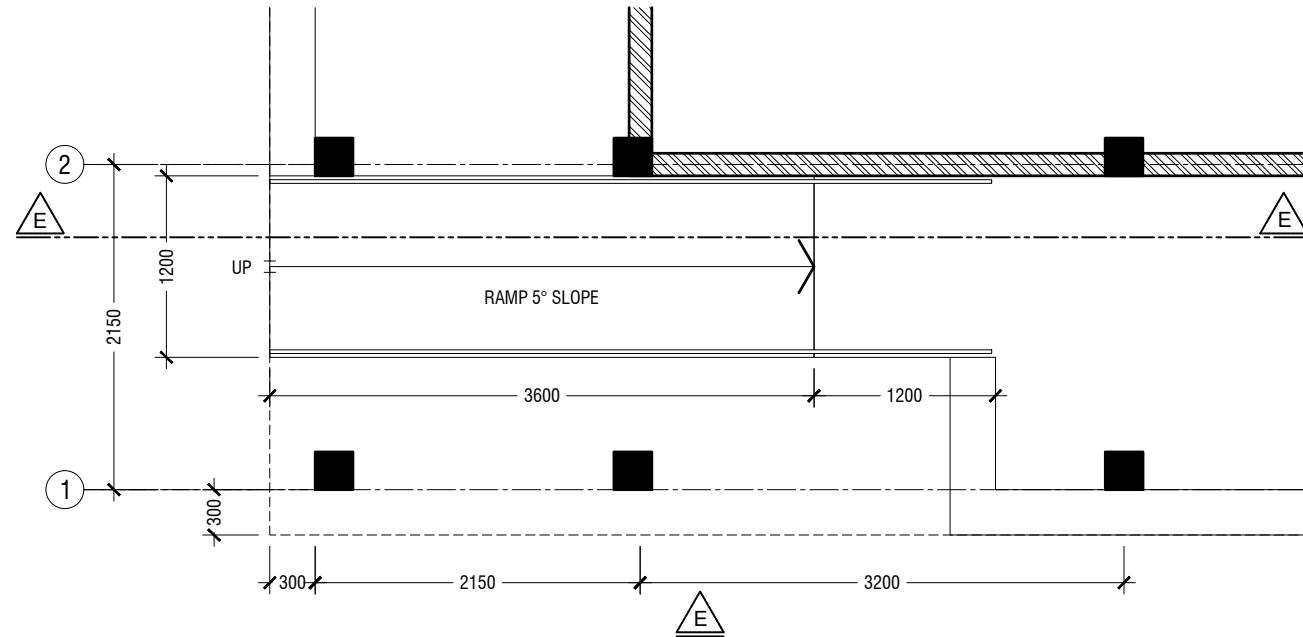
Title: Staircase Details

Page: A-18/22

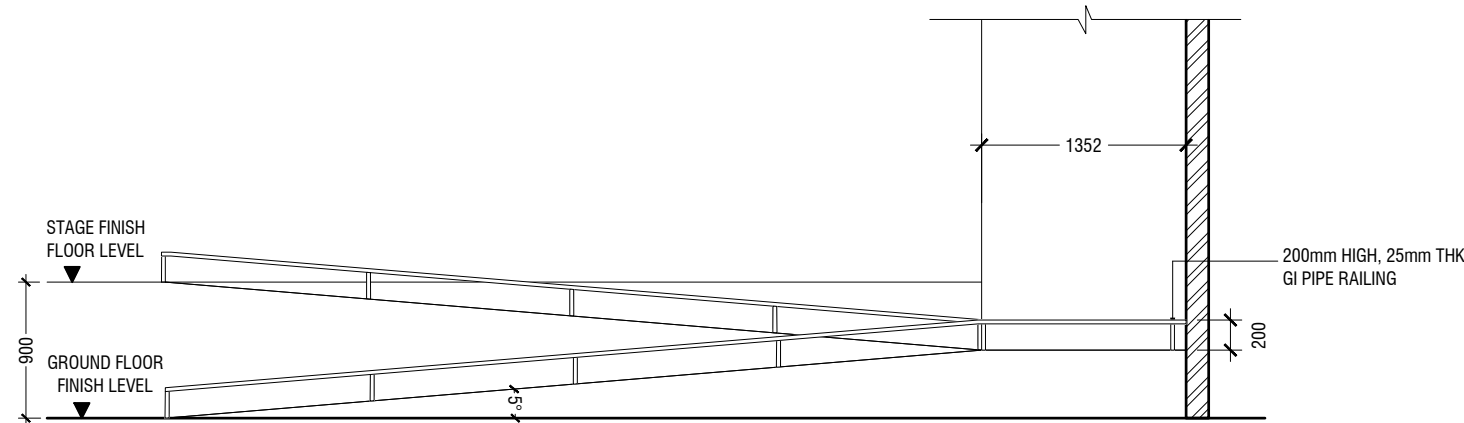
The contents of these drawings remain as a property of Ryan Private Limited. Any use other than those expressly stated is a violation of this copyright



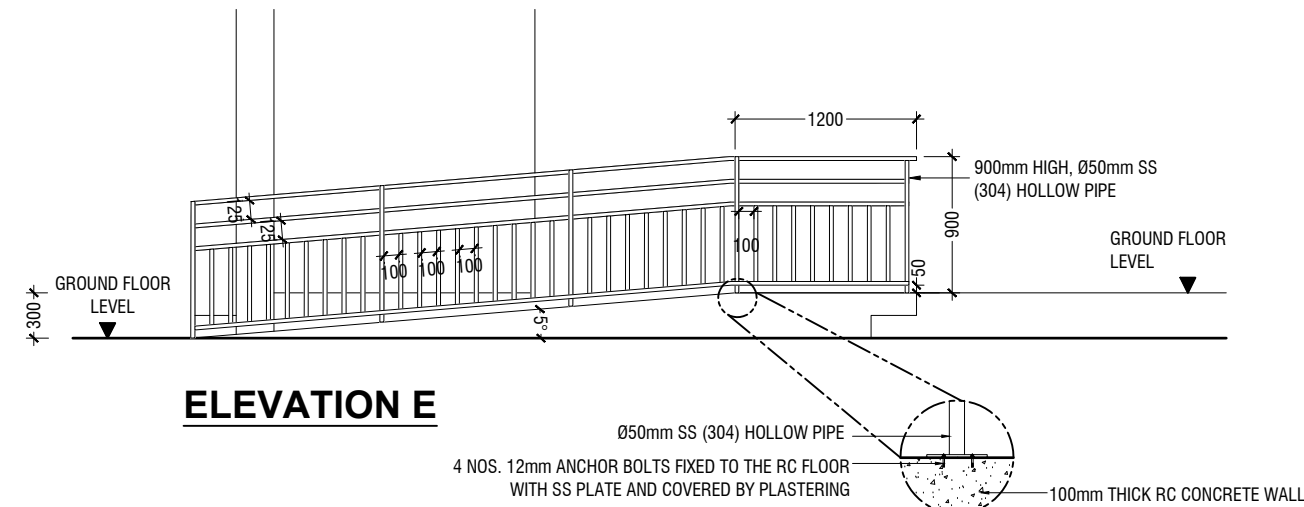
STAGE RAMP PLAN



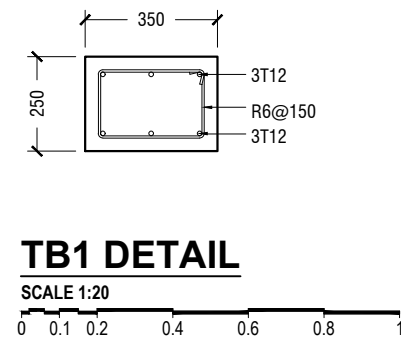
BUILDING ENTRANCE RAMP PLAN



ELEVATION D

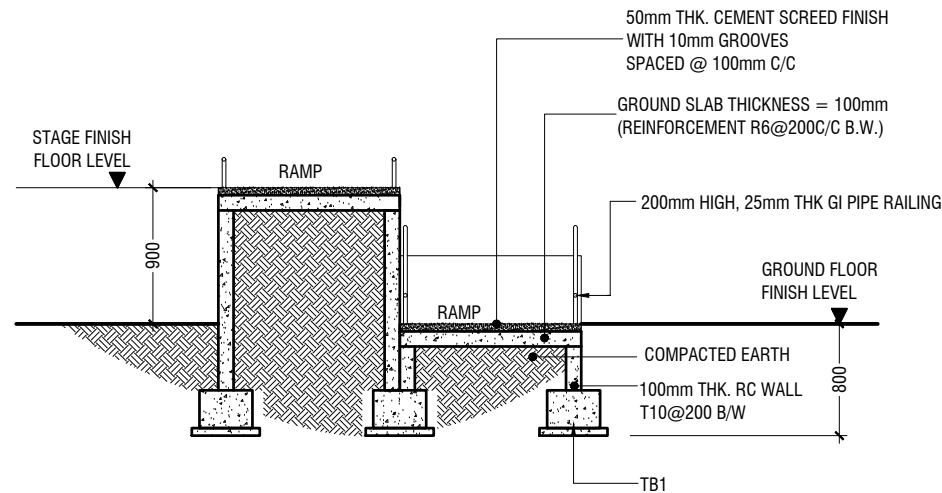


ELEVATION E

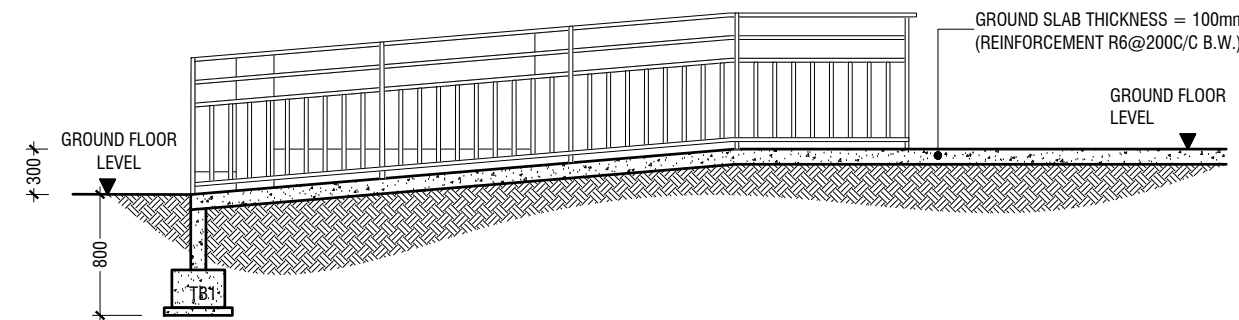


TB1 DETAIL

SCALE 1:20



SECTION D-D



SECTION E-E

MAIN ENTRANCE RAMP DETAIL

SCALE 1:50

STAGE RAMP DETAIL

SCALE 1:50

Gn.Fuvahmulah School Hall
Client: Ministry of Education

Rev no	Date
1	2020/01/06
2	2020/01/06
3	2020/01/06
4	2020/01/06
5	2020/01/06
6	2020/01/06
7	2020/01/06
8	2020/01/06
9	2020/01/06
10	2020/01/06

Project Number: RI/2020/006
Date: January 2021
Architect: Maryam Irasha Shareef
Engineer: Mohamed Muthalib Waleed
Drawn by: Maryam Irasha Shareef
Services: Aishath Ahmed
Interior: -



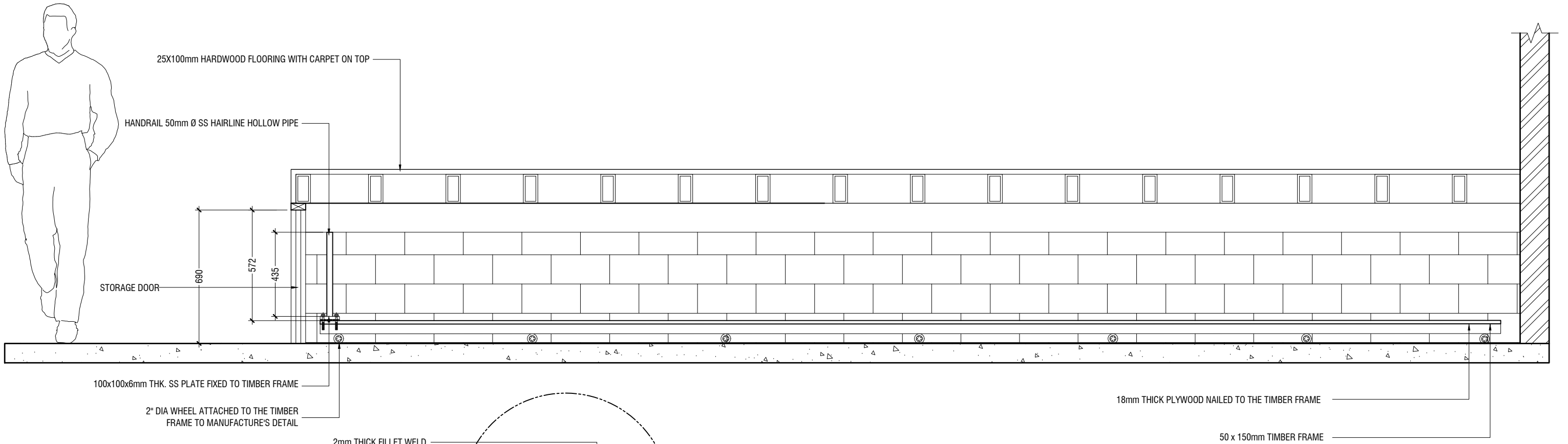
RIYAN PRIVATE LIMITED

t: +9603315049 f: +9603310776
e: info@riyan.com.mv
w: www.riyan.com.mv
3rd floor, H. Azum, Ameenemagau, Male'

Title: Ramp Details

Page: A-19/22

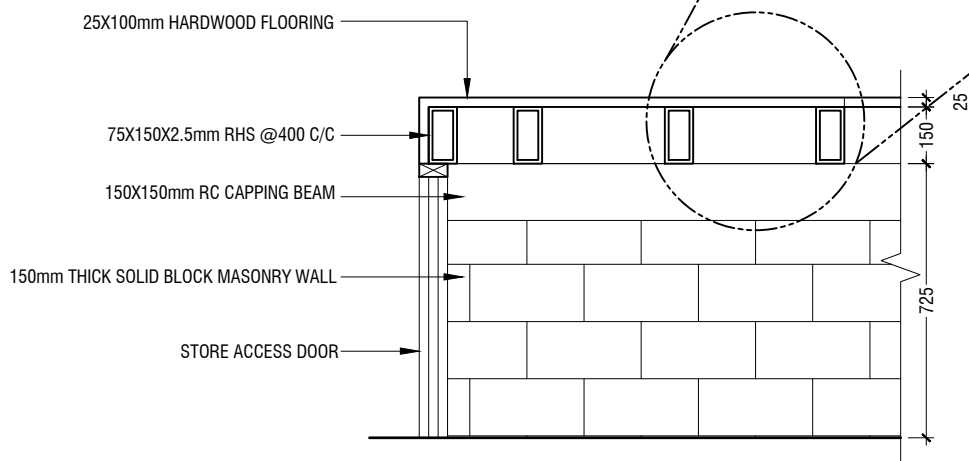
The contents of these drawings remain as a property of Riyan Private Limited. Any use other than those expressly stated is a violation of this copyright.



SECTION F-F

SCALE 1:20

0 0.1 0.2 0.4 0.6 0.8 1



SECTION F-F

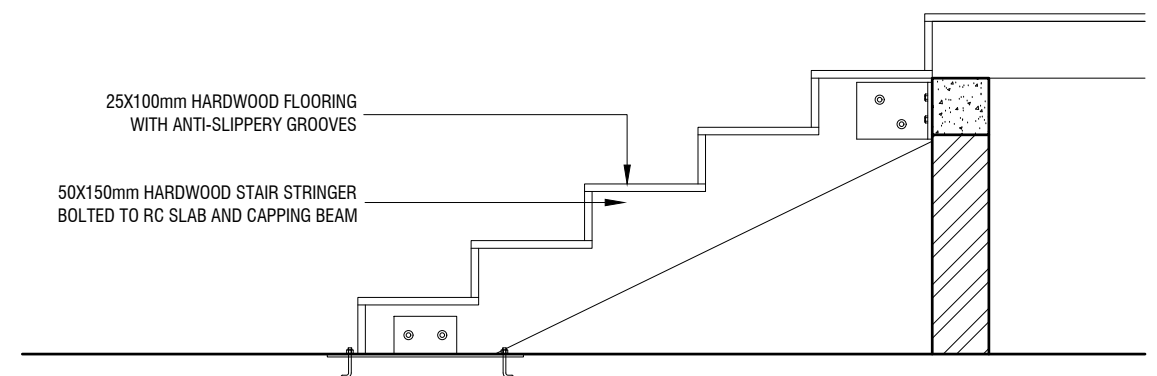
SCALE 1:20

0 0.1 0.2 0.4 0.6 0.8 1

STAGE DETAILS

SCALE 1:100

0 0.5 1 2 3 4 5



STAIR DETAIL

SCALE 1:20

0 0.1 0.2 0.4 0.6 0.8 1

Gn.Fuvahmulah School Hall
Client: Ministry of Education

Project Number: RI/2020/006	Rev no	Date
Date: January 2021	--	-----
Architect : Mariyam Irasha Shareef	--	-----
Engineer : Mohamed Muthalib Waleed	--	-----
Drawn by : Mariyam Irasha Shareef	--	-----
Services : Aishath Ahmed	--	-----
Interior : -	--	-----



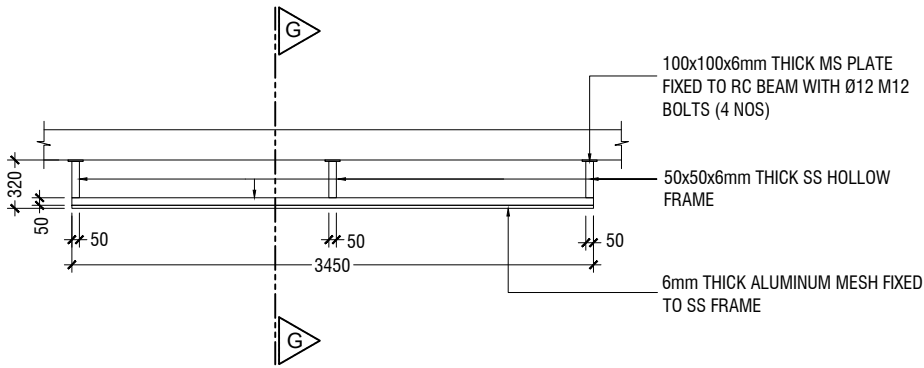
RIYAN PRIVATE LIMITED

t : +9603315049 f : +9603310776
e : info@riyan.com.mv
w : www.riyan.com.mv
3rd floor, H. Azum, Ameenemagau, Male'

Title: Stage Framing Plan
& Details

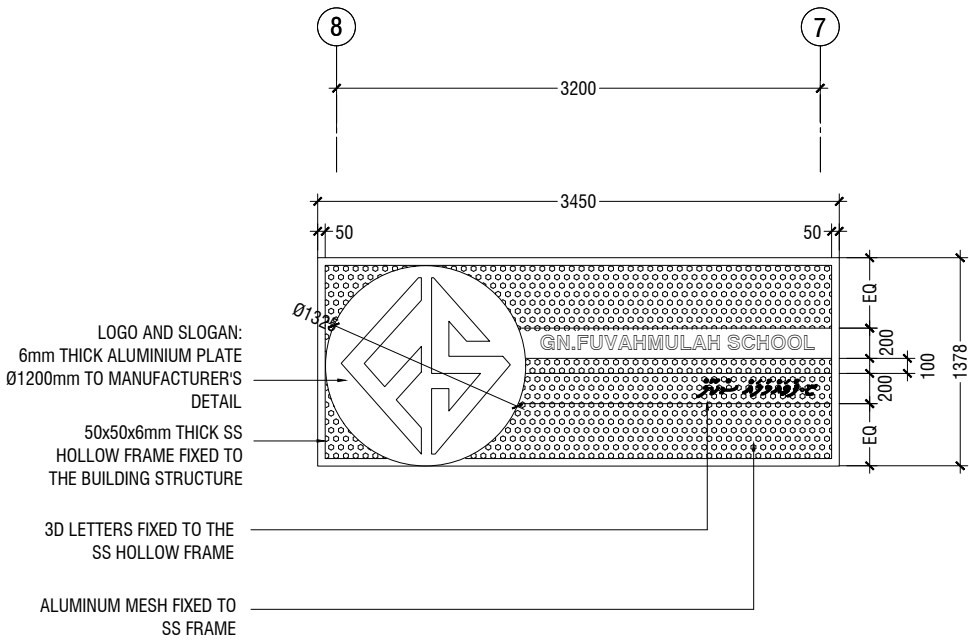
Page: A-21/22

The contents of these drawings remain as a property of Riyan Private Limited. Any use other than those expressly stated is a violation of this copyright



NAME BOARD - PLAN

SCALE 1:50



NAME BOARD DETAIL

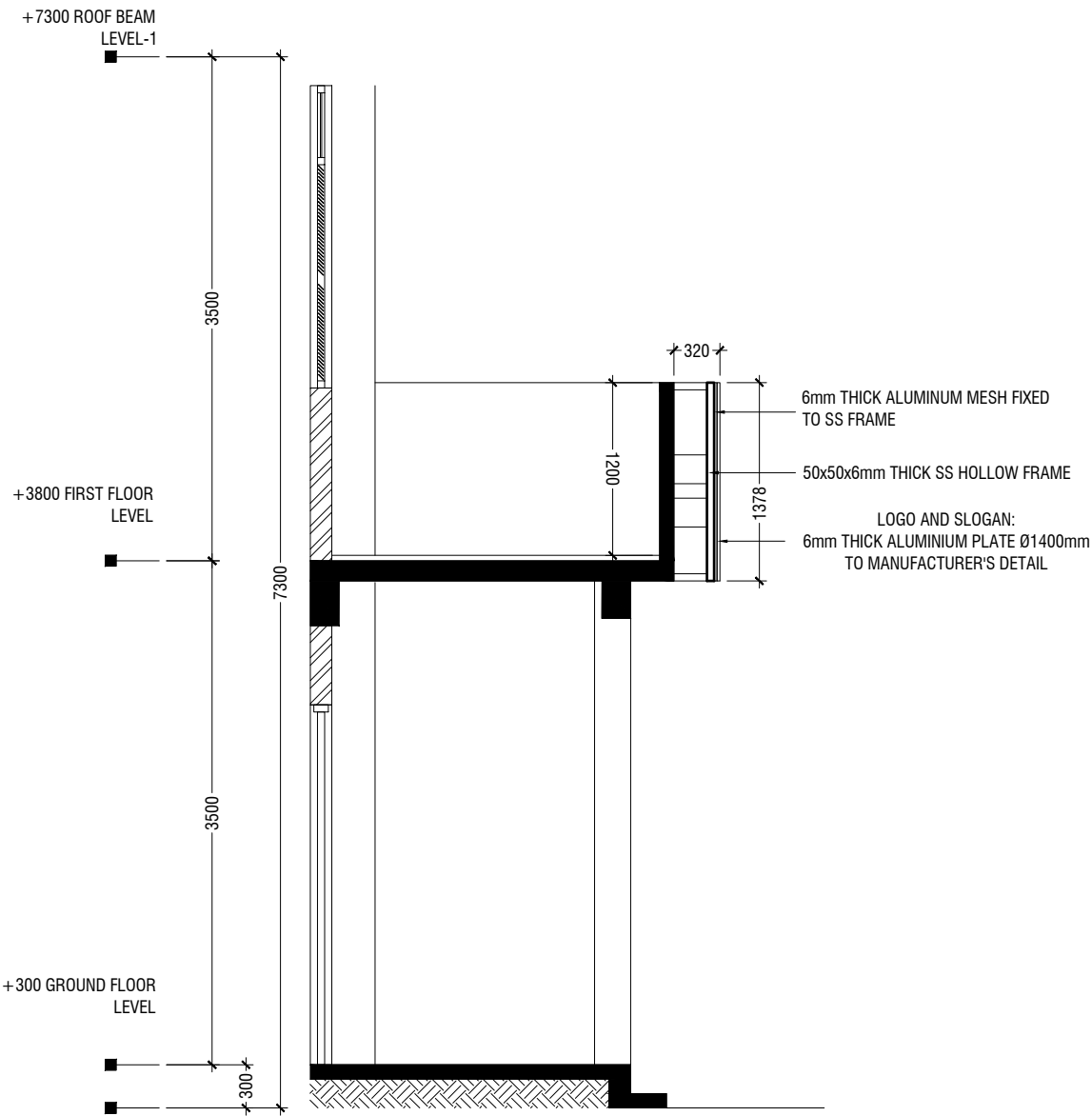
SCALE 1:50



NOTE: IN SELECTING COLOR SHADES, REFER TO THE OFFICIAL
COLOR THEME OF L.FONADHOO SCHOOL

FACADE DETAIL

SCALE 1:50



SECTION G-G

SCALE 1:50



Gn.Fuvahmulah School Hall
Client: Ministry of Education

Project Number: RI/2020/006	Rev no	Date
Date: January 2021	--	-----
Architect : Mariyam Irasha Shareef	--	-----
Engineer : Mohamed Muththalib Waleed	--	-----
Drawn by : Mariyam Irasha Shareef	--	-----
Services : Aishath Ahmed	--	-----
Interior : -	--	-----



RYAN PRIVATE LIMITED

t : +9603315049 f : +9603310776
e : info@ryan.com.mv
w : www.ryan.com.mv
3rd floor, H. Azum, Ameenemagau, Male'

Title: Name Board Details

Page: A-22/22

The contents of these drawings remain as a property of Ryan Private Limited. Any use other than those expressly stated is a violation of this copyright

GENERAL NOTES

THE GENERAL NOTES SHALL BE READ IN CONJUNCTION WITH THE CONTRACT SPECIFICATIONS AND DRAWINGS. REGARDLESS OF WHETHER OR NOT SHOWN IN DRAWINGS OR OTHER TENDER DOCUMENTS, THE STANDARD PROVISIONS SPECIFIED HEREUNDER FOR COMPLIANCE BY THE CONTRACTOR SHALL APPLY TO ALL RELEVANT PORTIONS OF THE STRUCTURAL WORKS AND SHALL FORM PART OF THIS CONTRACT.

1.0 VERIFICATION OF DIMENSIONS AND LEVELS

- THE CONTRACTOR SHALL VERIFY ALL DIMENSIONS AND LEVELS ON SITE, AND RESOLVE ALL DISCREPANCIES WITH THE ARCHITECT OR ENGINEER PRIOR TO COMMENCEMENT OF WORK.
- DRAWING INDICATES GENERAL & TYPICAL DETAILS OF CONSTRUCTION. WHERE CONDITIONS ARE OF SIMILAR CHARACTER TO DETAILS SHOWN AND ALTHOUGH NOT SPECIFICALLY INDICATED, SIMILAR DETAILS OF CONSTRUCTION SHALL BE USED SUBJECTED TO REVIEW BY THE ENGINEER.
- PRIOR TO COMMENCEMENT OF WORKS, THE CONTRACTOR SHALL VERIFY ALL DIMENSIONS AND LEVELS IN THE CONTRACT DRAWINGS.
- DISCREPANCIES IN DRAWINGS ARISING FROM SUCH VERIFICATION WORKS SHALL BE BROUGHT TO THE ATTENTION OF THE ARCHITECT/ENGINEER.

2.0 SHOP DRAWINGS

- THE CONTRACTOR SHALL BE SOLELY RESPONSIBLE FOR ENSURING TOTAL COORDINATION OF ALL WORKS AND SHALL TAKE SITE MEASUREMENTS PRIOR TO THE PREPARATION OF ANY SHOP DRAWINGS OR BEFORE COMMENCING FABRICATION.
- THE CONTRACTOR SHALL SUBMIT SHOP DRAWINGS FOR ALL SPECIALIST TRADES, SUCH AS PRESTRESSING, CURTAIN WALLING, ETC. FOR REVIEWS AND COMMENTS BY THE ARCHITECT/ENGINEER PRIOR TO COMMENCEMENT OF WORK. SUCH SHOP DRAWINGS SUBMITTED SHALL INCORPORATE ALL NECESSARY CONNECTION DETAILS TO THE STRUCTURAL MEMBERS SUCH AS CAST-IN INSERTS, EMBEDDED PLATES, ETC.

3.0 INCORPORATION OF M&E REQUIREMENTS IN THE STRUCTURE

- THE CONTRACTOR SHALL BE SOLELY RESPONSIBLE FOR ENSURING TOTAL COORDINATION OF STRUCTURAL, M & E PENETRATION DRAWINGS OF SERVICES AND SUBMIT SUCH SHOP DRAWINGS TO THE ARCHITECT/ENGINEER FOR REVIEWS AND APPROVAL PRIOR TO COMMENCEMENT OF WORK.
- THESE SHOP DRAWINGS SHALL INCORPORATE ALL MECHANICAL, ELECTRICAL AND SANITARY WORKS TO BE EMBEDDED IN CONCRETE AND ALL OPENINGS FOR ALL PIPE OR DUCT WORKS, BASED ON THE REQUIREMENTS OF M & E DRAWINGS IN HIS POSSESSION.
- HE SHALL CHECK AND RESOLVE ALL DISCREPANCIES WITH THE RESPECTIVE ENGINEER PRIOR TO PLACEMENT OF CONCRETE.

4.0 LEAN CONCRETE FOR SUSPENDED STRUCTURES

- UNLESS OTHERWISE STATED, 50 MM THICK LEAN CONCRETE WITH A MINIMUM 28-DAY CUBE STRENGTH OF 15N/MM2 SHALL BE PROVIDED ON ALL SOIL SURFACES FORMING THE UNDERSIDE OF STRUCTURAL CONCRETE MEMBERS.

5.0 STRUCTURAL ELEMENTS ON GRADE

- UNLESS OTHERWISE STATED, A SINGLE LAYER OF 0.25 MM(HEAVY DUTY) POLYTHENE SHEET, OR EQUIVALENT THERMOPLASTIC MATERIAL, LAID OVER A COMPACTED 60 MM THICK LAYER OF HARD CORE BLINDED WITH SAND TO PREVENT GROUT LOSS FROM SEEPAGE INTO THE GROUND SHALL BE PROVIDED ON ALL SOIL SURFACES FORMING THE UNDERSIDE OF THE NON-SUSPENDED SLABS.

6.0 SUBGRADE UNDER STRUCTURAL ELEMENTS

- WHERE THE CONTRACTOR REQUIRES REMOVAL AND SUBSEQUENT BACKFILL OF SUBGRADE PRIOR TO CASTING OF PILECAP/WALL/BEAM/SLAB, HE SHALL ENSURE THAT THE BACKFILL IS OF APPROVED MATERIAL AND THAT THE BACKFILL SHALL BE REASONABLY COMPACTED TO ENSURE THAT THE COMPACTED SOIL IS ABLE TO WITHSTAND THE WEIGHT OF THE WET CONCRETE. THE CONTRACTOR SHALL EXERCISE PROPER SKILL AND CARE TO AVOID DAMAGE TO ADJACENT INSTALLED STRUCTURES ARISING FROM HIS CONSTRUCTION SEQUENCE.

7.0 WATERPROOFING FOR STRUCTURES

- THE CONTRACTOR SHALL SUBMIT SHOP DRAWINGS AND METHOD STATEMENTS FOR THE ENGINEER'S APPROVAL PRIOR TO COMMENCEMENT OF WORK. REQUIRED SHOP DRAWING DETAILS INCLUDE BUT ARE NOT LIMITED TO TREATMENT OF FLASHINGS, WATERSTOP AT CONSTRUCTION JOINTS, WALL AND SLAB PENETRATIONS.
- ALL PENETRATIONS THROUGH STRUCTURAL ELEMENTS SHALL BE CAST-IN, SLEEVED AND PROVIDED WITH APPROVED PUDDLE FLANGE DETAIL. IF FOR ANY REASON THE CONTRACTOR IS UNABLE TO LAY WATERSTOP AT CONSTRUCTION JOINTS AS INDICATED IN THE DRAWINGS, HE SHALL AT HIS OWN EXPENSES PROVIDE ADEQUATE GROUT TUBES FOR WATERPROOF PRESSURE GROUTING TO ENSURE WATERTIGHTNESS OF THE JOINT.
- ALL GROUT TUBES SHALL BE MARKED AND PROTECTED FROM BLOCKAGE.
- BACKFILLING OPERATIONS AGAINST VERTICAL SURFACE SHALL BE CARRIED OUT AS SOON AS THE WATERPROOFING BARRIER IS INSTALLED TO THE SATISFACTION OF THE ENGINEER.

8.0 CASTING LAYERS

- INCLINED CASTING LAYERS AND INCLINED CONSTRUCTION JOINTS SHALL BE AVOIDED.
- HORIZONTAL CASTING LAYERS SHALL NOT IN GENERAL EXCEED 0.6 M THICKNESS UNLESS OTHERWISE APPROVED BY THE ENGINEER.

9.0 FOUNDATIONS

- ALL FOUNDATIONS HAS BEEN DESIGNED FOR SAFE GROUND PRESSURE OF 150 KN/M.
- ALL BACKFILL SHOULD BE DONE WITH MATERIALS APPROVED BY THE CONSULTANT AND SOURCE. ALL BACKFILL SHOULD BE STRUCTURAL FILL, COMPACTED IN LAYERS AS SPECIFIED.
- WEAK POCKETS FOUND BELOW THE ASSUMED FOUNDATION LEVELS SHALL BE REMOVED AND REPLACED BY PLAIN CONCRETE.
- IN CASE OF EXCAVATIONS BELOW THE ASSUMED LEVEL OF THE FOUNDATION, THE SOIL SHALL BE REPLACED BY PLAIN CONCRETE.
- IN CASE GROUND WATER IS PRESENT ABOVE FOUNDATION LEVEL, THE CONTRACTOR SHALL BE RESPONSIBLE FOR DEWATERING THE BELOW LEVEL OF FOUNDATIONS.
- THE CONTRACTOR SHALL MAINTAIN DRY WORKING CONDITIONS THROUGH OUT THE CONSTRUCTION PERIOD. RESTORING WATER TABLE CAN BE DONE AFTER BACKFILLING AND COMPACTION UP TO THE SLAB ON GRADE LEVEL, OR AS DIRECTED BY THE ENGINEER.
- NO BACK FILLING SHALL BE PLACED AGAINST WALLS RETAINING EARTH, UNLESS THE WALLS ACHIEVE SUFFICIENT STRENGTH TO PREVENT MOVEMENT OR STRUCTURAL DAMAGE.

10.0 CONSTRUCTION LOAD AND SHORING

- CONSTRUCTION LIVE LOAD IMPOSED ON ANY SINGLE FLOOR SHALL NOT EXCEED 1.5 KN/M2. UNLESS OTHERWISE APPROVED BY THE ENGINEER, DEAD LOAD OF THE TOP CONSTRUCTION FLOOR SHALL BE SUPPORTED BY TWO COMPLETED FLOORS DIRECTLY BELOW IT.
- PROPS TO BEAMS AND SLABS AT ANY FLOORS SHALL NOT BE REMOVED UNTIL THE TWO IMMEDIATE FLOORS ABOVE THAT LEVEL ARE CAPABLE OF SUPPORTING THEMSELVES AS WELL AS ANY LOADS IMPOSED DURING CONSTRUCTION. CONSIDERATIONS GOVERNING REMOVAL OF PROPS INCLUDE BUT ARE NOT LIMITED TO THE ATTAINMENT OF 28-DAY STRENGTH FOR THE CONCRETE, DESIGN LOAD CAPACITY OF THE FLOOR UNDER REVIEW AND THE COMPLETION OF PRESTRESSING AND GROUTING OPERATIONS IN THE CASE OF A PRESTRESSED STRUCTURAL FLOOR SYSTEM.

- PROPS SHALL BE LEFT IN PLACE FOR SUPPORTING THE CONSTRUCTION LOADS APPROVED BY THE ENGINEER.
- NO ALLOWANCE HAS BEEN MADE IN THE DESIGN OF THE PERIMETER BEAMS/WALLS FOR THE SUPPORT OF TEMPORARY SCAFFOLDINGS.
- THE CONTRACTER SHALL ENGAGE HIS OWN PROFESSIONAL ENGINEER TO DESIGN AND STRENGTHEN THE BEAMS/WALLS.
- THE CONTRACTER SHALL ENGAGE HIS OWN PROFESSIONAL ENGINEER CHECK THE ADEQUACY OF SHORING DETAIL PROVIDED PROCEEDING THE WORK, AS SHORING WAS DESIGNED, CONSIDERING THE STATUS OF THE BUILDING AT THE TIME OF DESIGN.

11.0 CONCRETE COVER

- MINIMUM COVER TO OUTERMOST REINFORCEMENT INCLUDING LINKS SHALL BE AS FOLLOWS.

STRUCTURAL ELEMENT	COVER (mm)
RAFT BEAM & SLAB (EARTH FACE)	60
RAFT BEAM & SLAB (INTERNAL FACE)	60
COLUMN	40
BEAM	35
BEAM (EXTERNAL FACE)	40
SLAB	30
INTERNAL WALL	30
EXTERNAL WALL	40

- NOTE: EARTH FACE COVER OF BEAMS, COLUMNS & WALLS SHOULD BE 50mm

12.0 MATERIAL STRENGTHS

12.1 CONCRETE

- UNLESS OTHERWISE STATED, ORDINARY PORTLAND CEMENT CONFORMING TO BS 12, TO BE USED FOR ALL THE RC STRUCTURAL ELEMENTS.
- THE MINIMUM 28-DAY COMPRESSIVE CUBE STRENGTH OF CONCRETE FOR SPECIFIED STRUCTURAL ELEMENTS SHALL BE AS FOLLOWS UNLESS OTHERWISE STATED:

MAIN BUILDING	
LEAN CONCRETE	15 N/mm2
MASS CONCRETE	30 N/mm2
COLUMN, BEAM AND SLAB	30 N/mm2
EXTERNAL WORK	
PAVEMENTS	30 N/mm2
ALL OTHERS (CULVERT, DRAINS, MANHOLE, ETC)	30 N/mm2
FOUNDATION	
PILECAP, FOOTING, RAFT TIE-BEAM, CAPPING BEAM	30 N/mm2

- CEMENT SHALL BE ORDINARY PORTLAND CEMENT TO BS 12.

Gn.Fuvahmulah School Hall
Client: Ministry of Education

Project Number: RI/2020/006
Date: January 2021
Architect : Maryam Irasha Shareef
Engineer : Mohamed Muththalib Waleed
Drawn by : Maryam Irasha Shareef
Services : Alishath Ahmed
Interior : -

Rev no

Date



RIYAN PRIVATE LIMITED

t : +9603315049 f : +9603310776
e : info@riyan.com.mv
w : www.riyan.com.mv
3rd floor, H. Azumi, Armeeniemagui, Male'

Title: General Notes

Page:S-00A/12

The contents of these drawings remain as a property of Riyan Private Limited. Any use other than those expressly stated is a violation of this copyright

12.2 REINFORCEMENT

- UNLESS OTHERWISE STATED, BAR SIZE 10MM DIAMETER OR LARGER SHALL BE HIGH TENSILE TYPE II DEFORMED BARS. THE MINIMUM YIELD STRENGTH OF STEEL BAR REINFORCEMENT SHALL BE AS FOLLOWS:

MILD STEEL PLAIN BAR	250 N/mm2
HIGH TENSILE TYPE II DEFORMED BAR	415 N/mm2

12.25 REINFORCEMENT ANCHORAGE OR LAPPING IS AS FOLLOWS U.N.O.

	BAR GRADE 415
TENSION	45Ø
COMPRESSION	45Ø

Ø IS DIAMETER OF THE SMALLER SIZED LAPPED BAR.

- NO SPLICE SHALL BE MADE AT POINT OF MAXIMUM STRESS,EG IN BEAMS AND SLABS, THERE SHALL BE NO SPLICING OF TOP BARS OVER SUPPORTS NOR BOTTOM BARS AT MID-SPANS. SPLICES SHALL BE STAGGERED WHEREVER POSSIBLE. LAP LENGTH FOR UNEQUAL SIZE BARS (OR WIRES IN FABRIC) MAY BE BASED UPON THE SMALLER BAR. FOR BUNDLED BARS, THE EQUIVALENT DIAMETER SHALL BE USED. CRANKING OF BARS SHALL NOT EXCEED A SLOPE OF 1:10.
- FOR LAP LENGTH, WHERE SYMBOLS ARE NOT INDICATED, THE TENSION LAP LENGTH SHALL BE FOLLOWED.

13.0 STIRRUPS, LINKS AND TIES

- ALL STIRRUPS, LINKS AND TIES IN BEAMS, COLUMNS AND WALLS RESPECTIVELY SHALL TERMINATE NOT MORE THAN 75mm FROM THE FACE OF ANY ADJACENT STRUCTURAL MEMBERS.

14.0 SLAB DISTRIBUTION BARS

- REGARDLESS OF WHETHER OR NOT SHOWN ON PLAN, ALL DISTRIBUTION BARS FOR SLAB SHALL COMPRISE TYPICALLY ONE OF THE FOLLOWING COMBINATIONS, UNLESS OTHERWISE STATED IN THE RELEVANT DRAWINGS :

SLAB THICKNESS (mm)	MIN. DISTRIBUTION BAR
250 OR LESS	T10-300
GREATER THAN 250 BUT LESS THAN OR EQUAL TO 300	T10-200
GREATER THAN 300 BUT LESS THAN OR EQUAL TO 400	T10-150

15.0 FLOOR RENDERING

- THICKNESS OF SCREED RENDERING/MASS CONCRETE TOPPING EXCEEDING 60 OR MORE SHALL BE REINFORCED WITH ONE LAYER OF R6.

16.0 SHRINKAGE CRACKS

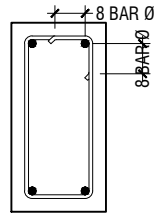
- THE SURFACE OF CONCRETE SHALL BE ADEQUATELY AND CONTINUOUSLY CURED TO SPECIFICATION TO PREVENT FORMATION OF SHRINKAGE CRACKS.THOUGH SHRINKAGE CRACKS HAVE NO EFFECT ON THE STRENGTH AND INTEGRITY OF THE STRUCTURE,THEY SHOULD BE SEALED BY EPOXY PRESSURE GROUTING. ALL COST INCURRED FOR THE NECESSARY SEALING UP OF SHRINKAGE CRACKS BY EPOXY PRESSURE GROUTING SHALL BE DEEMED TO BE INCLUDED IN THE CONCRETE WORK AS TENDERED.

17.0 STEEL BAR CORROSION PROTECTION

- ALL EXPOSED BARS FOR FUTURE CONSTRUCTION PURPOSES (EXCEEDING 3 MONTHS) MUST BE COATED WITH MASTER EMACO 8100 AP OR APPROVED EQUIVALENT AND PROVIDED WITH ADEQUATE MAINTENANCE.

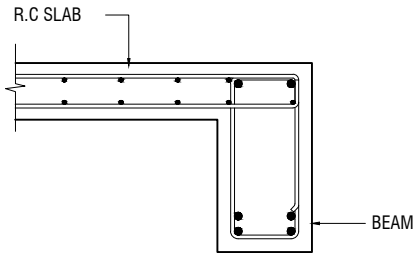
18.0 SPACER BARS

- ALL SPACER BARS BETWEEN 2 OR MORE LAYERS OF REINFORCEMENT SHALL T25 OR BAR DIAMETER (WHICHEVER IS GREATER) AT ±1-5M C/C.

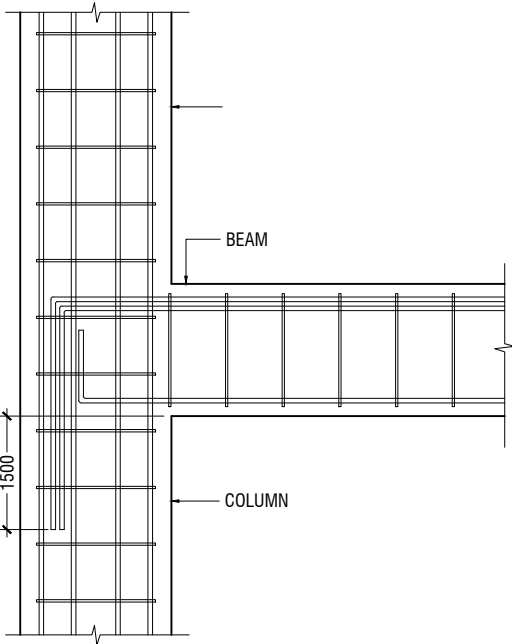


Ø = DIA OF LINK

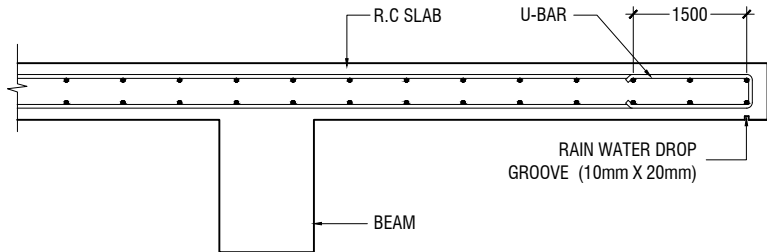
SHEAR LINKS ANCHORAGE DETAIL



SLAB-BEAM ANCHORAGE DETAIL



BEAM TO COLUMN CONNECTION



CANTILEVERED SLAB EDGE DETAIL

Gn.Fuvahmulah School Hall
Client: Ministry of Education

Project Number	Rev no	Date
R/2020/006	--	-----
Date: January 2021	--	-----
Architect : Maryam Irasha Shareef	--	-----
Engineer : Mohamed Muthalib Waleed	--	-----
Drawn by : Maryam Irasha Shareef	--	-----
Services : Aishath Ahmed	--	-----
Interior : -	--	-----



RYAN PRIVATE LIMITED

t : +9603315049 f : +9603310776
e : info@ryan.com.mv
w : www.ryan.com.mv
3rd floor, H. Azum, Armeenemagui, Male'

Title: General Notes

Page: S-00B/12

The contents of these drawings remain as a property of RYAN Private Limited. Any use other than those expressly stated is a violation of this copyright

19.0 STRUCTURAL TIMBER SPECIFICATION

19.1 THE CONTRACT STRUCTURAL DRAWINGS AND SPECIFICATIONS REPRESENT THE COMPLETED STRUCTURE, AND ARE NOT INTENDED TO INDICATE THE METHOD OR MEANS OF CONSTRUCTION. THE CONTRACTOR SHALL SUPERVISE AND DIRECT THE WORK AND SHALL BE SOLELY RESPONSIBLE FOR ALL CONSTRUCTION MEANS, METHODS, PROCEDURES, TECHNIQUES, SEQUENCES, AND FOR JOB SAFETY.

19.2 THE ENGINEER DOES NOT HAVE CONTROL OR CHARGE OF, AND SHALL NOT BE RESPONSIBLE FOR, CONSTRUCTION MEANS, METHODS, TECHNIQUES, SEQUENCES, OR PROCEDURES, FOR SAFETY PRECAUTIONS AND PROGRAMS IN CONNECTION WITH THE WORK, FOR THE ACTS OR OMISSIONS OF THE CONTRACTOR, SUBCONTRACTOR, OR ANY OTHER PERSONS PERFORMING ANY OF THE WORK, OR FOR THE FAILURE OF ANY OF THEM TO CARRY OUT THE WORK IN ACCORDANCE WITH THE CONTRACT DOCUMENTS.

19.3 ALL CONSTRUCTION IS IN COMPLIANCE WITH THE CONSTRUCTION DOCUMENTS. THE GENERAL CONTRACTOR SHALL BE RESPONSIBLE FOR PERFORMING ALL WORK IN COMPLIANCE WITH THE CONSTRUCTION DOCUMENTS.

19.4 ALL TIMBER FOR STRUCTURAL USE SHALL BE HARDWOOD OR SOFTWOOD OF VISUAL GRADE C/D IN ACCORDANCE WITH BS 5756 WITH THE FOLLOWING MINIMUM GRADE STRESSES:

19.5 CONNECTIONS
PLATES - STAINLESS STEEL GRADE 316 OF STATED THICKNESS
BOLTS - SS GRADE 316

19.6 TIMBER TREATMENT
MOISTURE - PRESSURE IMPREGNATION OF CCA
INSECTS - TERMITE TREATMENT FOR TIMBER IN / NEAR GROUND

20.0 STRUCTURAL STEEL SPECIFICATION

1. SEE 21.0 ON PRIMARY CODES AND SPECIFICATIONS.

2. MATERIALS:

W-SHAPES & WT-SHAPES..... ASTM A992
S-SHAPES, M-SHAPES, HP-SHAPES..... ASTM A36
ST-SHAPES & MT-SHAPES..... ASTM A36
C-SHAPES & MC-SHAPES..... ASTM A36
ANGLES & PLATES..... ASTM A36
HSS SHAPES..... ASTM A500, GRADE B
STEEL PIPE..... ASTM A53 (TYPE E OR S), GRADE B
HIGH STRENGTH BOLTS..... ASTM A325
MACHINE BOLTS..... ASTM A307
ANCHOR RODS.....ASTM F1554, GRADE 55 TYPE S1(UNO)
WELDED HEADED STUDS..... ASTM A108
DEFORMED BAR ANCHORS..... ASTM A496
WELDING ELECTRODES..... AWS D1.1, E70 SERIES

3. NON-SHRINK, NON-METALLIC GROUT WITH A 28 DAY STRENGTH OF 35MPa SHALL BE USED UNDER BASE PLATES AND SHALL CONFORM TO BS EN 12390-3 AND EN 196-1. MASTERFLOW 542 OR EQUIVALENT MAYBE USED.

23.0 POST-INSTALLED ANCHORS

1. POST-INSTALLED ANCHORS SHALL ONLY BE USED WHERE SPECIFIED ON THE DRAWINGS. CONTRACTOR SHALL OBTAIN APPROVAL FROM ENGINEER OF RECORD (EOR) PRIOR TO USING POST-INSTALLED ANCHORS FOR MISSINGS OR MISPLACED ANCHORS.

2. CARE SHALL BE GIVEN TO AVOID CONFLICTS WITH EXISTING REINFORCING WHEN DRILLING HOLES. HOLES SHALL BE DRILLED AND CLEANED PER THE MANUFACTURER'S INSTRUCTIONS. ANCHORS SHALL BE INSTALLED PER THE MANUFACTURER'S INSTALLATION INSTRUCTIONS AT NOT LESS THAN MINIMUM EDGE DISTANCES AND/OR SPACINGS INDICATED IN THE MANUFACTURER'S LITERATURE.

3. SPECIAL INSPECTION SHALL BE PROVIDED FOR ALL ADHESIVE AND MECHANICAL ANCHOR INSTALLATIONS AS REQUIRED BY THE EOR. INDEPENDENT ON-SITE PROOF LOAD TESTING SHALL BE PERFORMED AS REQUIRED BY THE EOR. CONTACT EOR FOR NUMBER OF ANCHORS REQUIRED TO BE TESTED AND REQUIRED PROOF LOAD MAGNITUDE.



RYAN PRIVATE LIMITED

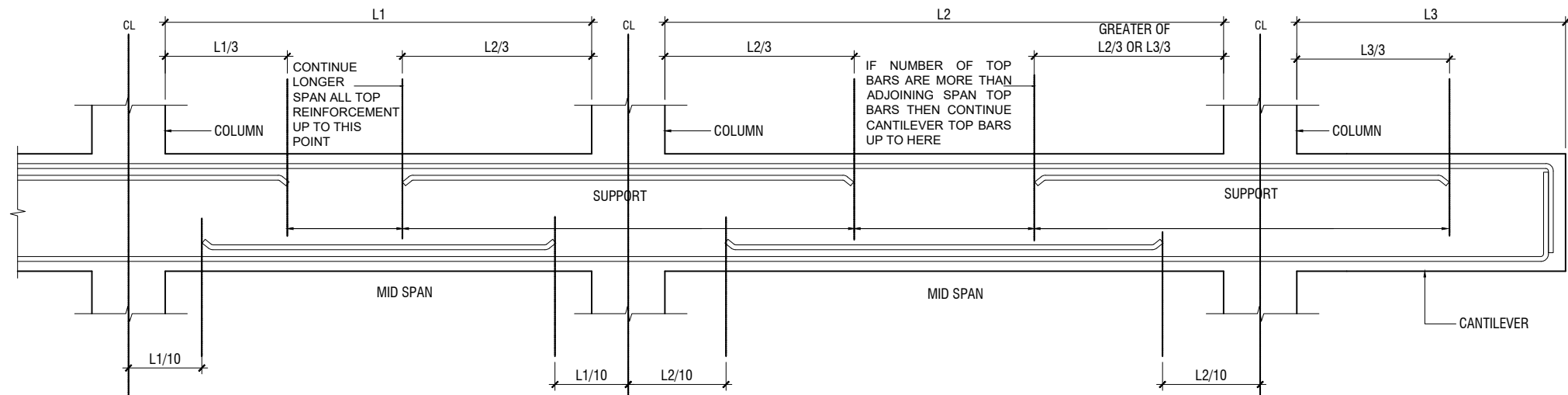
t : +9603315049 f : +9603310776
e : info@ryan.com.mv
w : www.ryan.com.mv
3rd floor, H. Azumi, Ameenienmagu, Male'

Title: General Notes

Page:S-00C/12

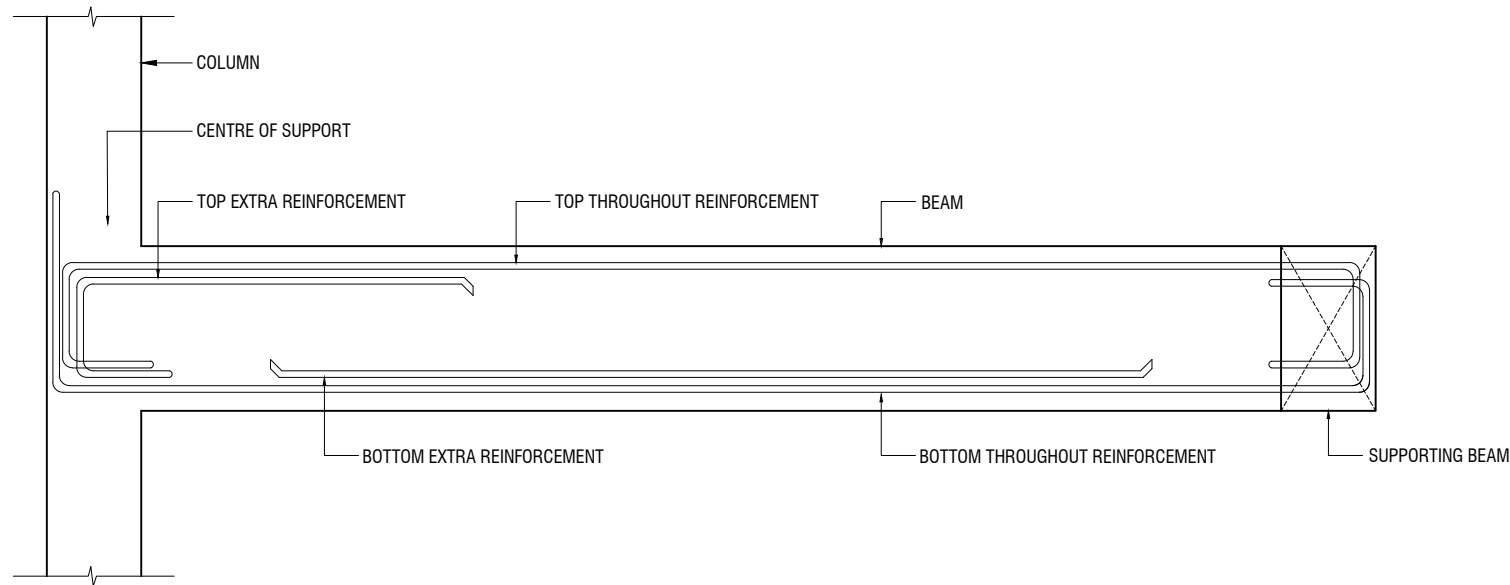
Gn.Fuvahmulah School Hall
Client: Ministry of Education

Project Number: RI/2020/006	Rev no	Date
Date: January 2021	--	-----
Architect : Maryam Irasha Shareef	--	-----
Engineer : Mohamed Muththalib Waleed	--	-----
Drawn by : Maryam Irasha Shareef	--	-----
Services : Aishath Ahmed	--	-----
Interior : -	--	-----

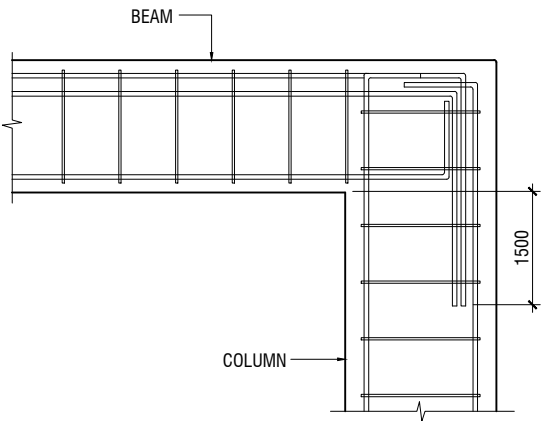


SIMPLIFIED DETAILING RULES FOR BEAMS (BS8110-1)

L1 = SHORTER SPAN
L2 = LONGER SPAN
L3 = CANTILEVER LENGTH



LONGITUDINAL SECTION OF TYPICAL SLAB BEAM SPANNING BETWEEN A COLUMN AND BEAM
SHOWING END SPAN MID SPAN REINFORCEMENT DETAILS

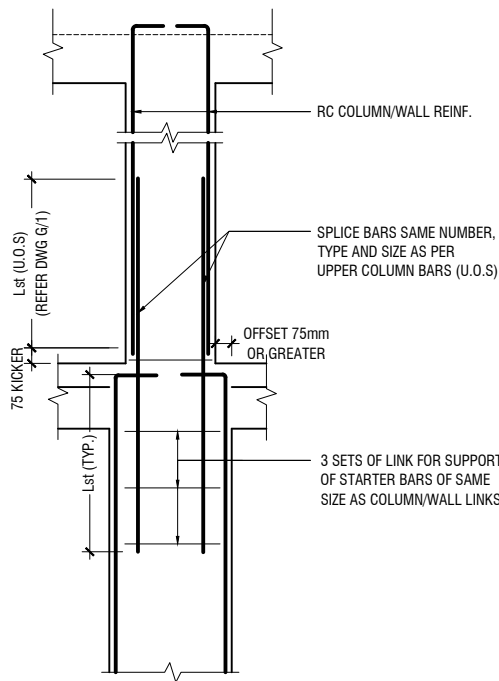


END COLUMN TO BEAM CONNECTION

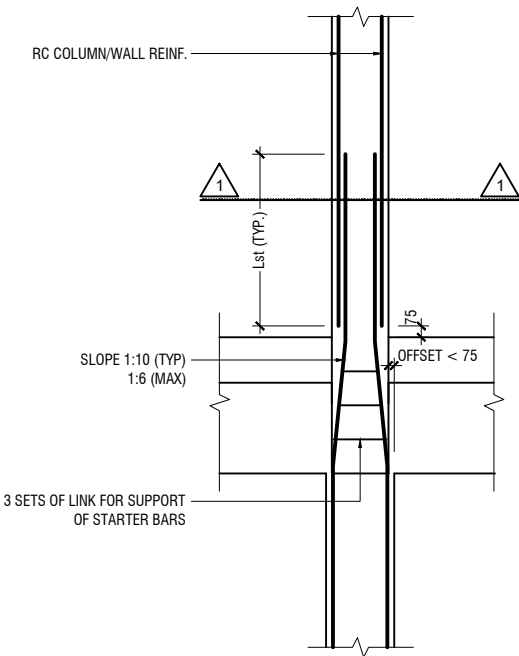
NOTE:
STANDARD DETAILS GIVEN HERE ALSO APPLIES TO FOUNDATION MEMBERS
OTHER DETAILS NOT FOUND HERE SHALL BE REFEREED TO IN RELEVANT BS
CODES OR SHALL BE APPROVED BY CLIENT'S ENGINEER

Gn.Fuvahmulah School Hall
Client: Ministry of Education

Project Number	Rev no	Date
R/2020/006	--	-----
Date: January 2021	--	-----
Architect : Maryam Irasha Shareef	--	-----
Engineer : Mohamed Muththalib Waleed	--	-----
Drawn by : Maryam Irasha Shareef	--	-----
Services : Aishath Ahmed	--	-----
Interior : -	--	-----

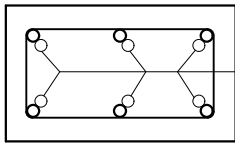


A) FOR COLUMN OFFSET > 75mm
TO BE VERIFIED BY THE CONSULTING ENGINEER



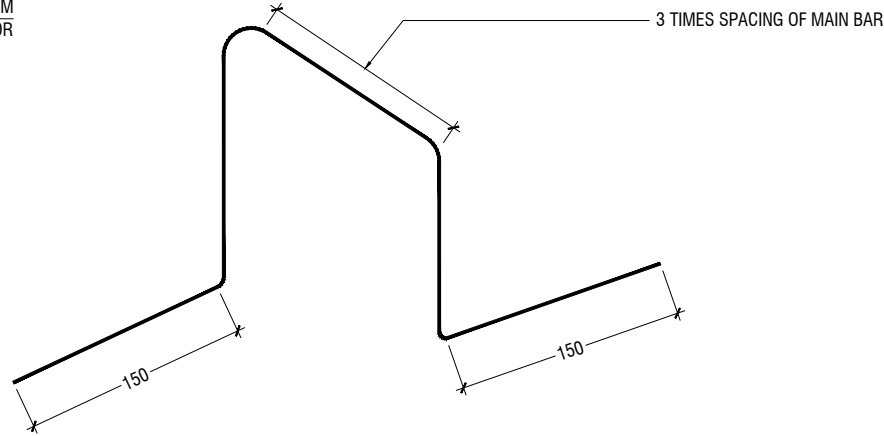
B) FOR COLUMN OFFSET < 75mm

COLUMN/WALL REINF. LAPPING DETAIL AT FLOOR LEVEL

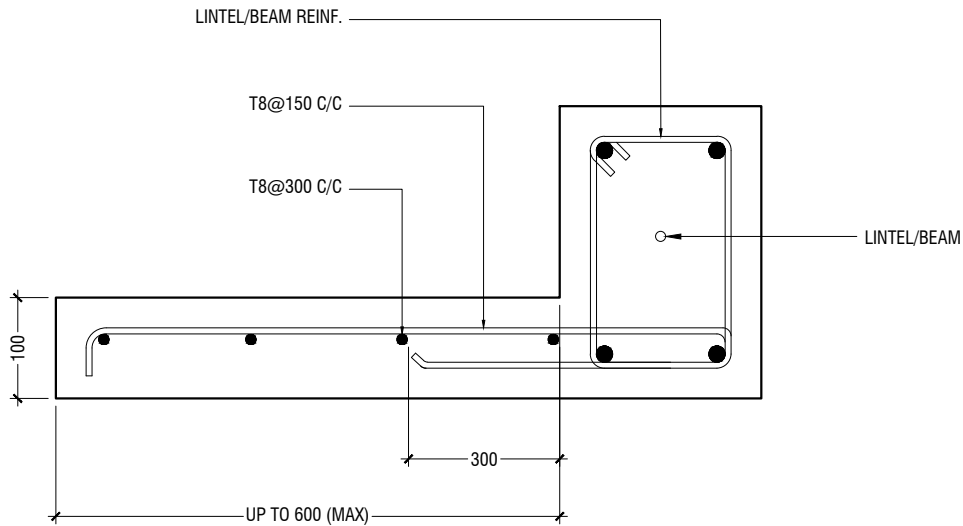


SECTION-1-1

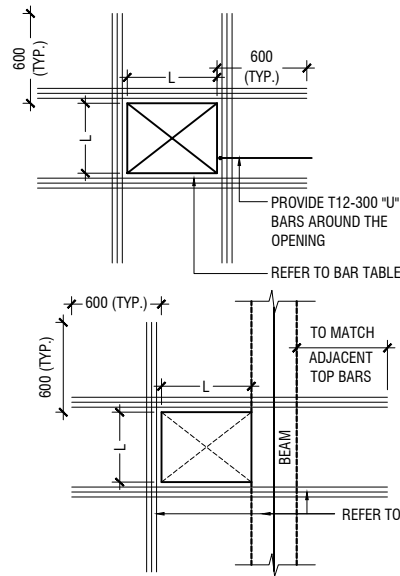
REINF. FROM LOWER FLOOR



TYPICAL CHAIR DETAIL



TYPICAL CANTILEVER DETAILS



FLOOR OPENING (L)	ADD BARS
LESS THAN 250	3T12 T & B
L = > 250 < 500	3T16 T & B
L = ≥ 500 < 1000	3T16 T & B

NOTE:-

- FOR OPENINGS LESS THAN 200x200. SLAB REBARS TO BE ADJUSTED AROUND OPENING.
- FOR OPENINGS GREATER THAN 250x250 TO BE APPROVED BY THE ENGINEER.
- ALL SLAB OPENINGS LOCATION TO BE APPROVED BY THE ENGINEER.
- EQUIVALENT OPENING AREA SHALL APPLY THE DETAILS SHOWN ABOVE.
- EQUIVALENT OPENING AREA SHALL INCLUDE RECTANGLE, TRIANGLE AND ANY POLYGON SHAPE.
- EXCEPT HACKING, NO SLAB CORING ARE ADVISABLE FOR POST-TENSIONED SLAB.

TYPICAL TRIMMER BARS DETAILS FOR OPENING IN SLABS

Gn.Fuvahmulah School Hall
Client: Ministry of Education

Project Number	Rev no	Date
R/2020/006	--	-----
Date: January 2021	--	-----
Architect : Maryam Irasha Shareef	--	-----
Engineer : Mohamed Muththalib Waleed	--	-----
Drawn by : Maryam Irasha Shareef	--	-----
Services : Aishath Ahmed	--	-----
Interior : -	--	-----



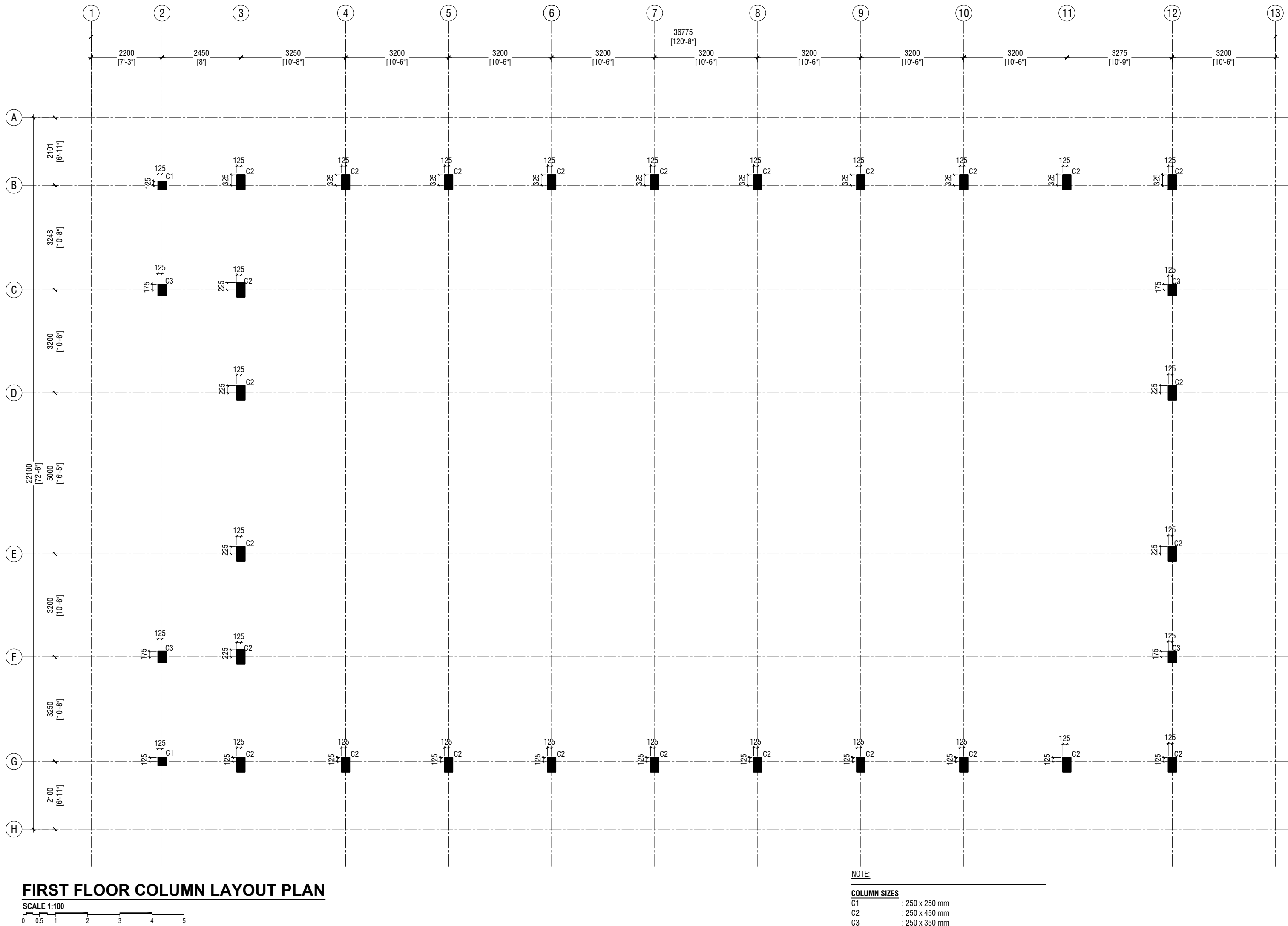
RIYAN PRIVATE LIMITED

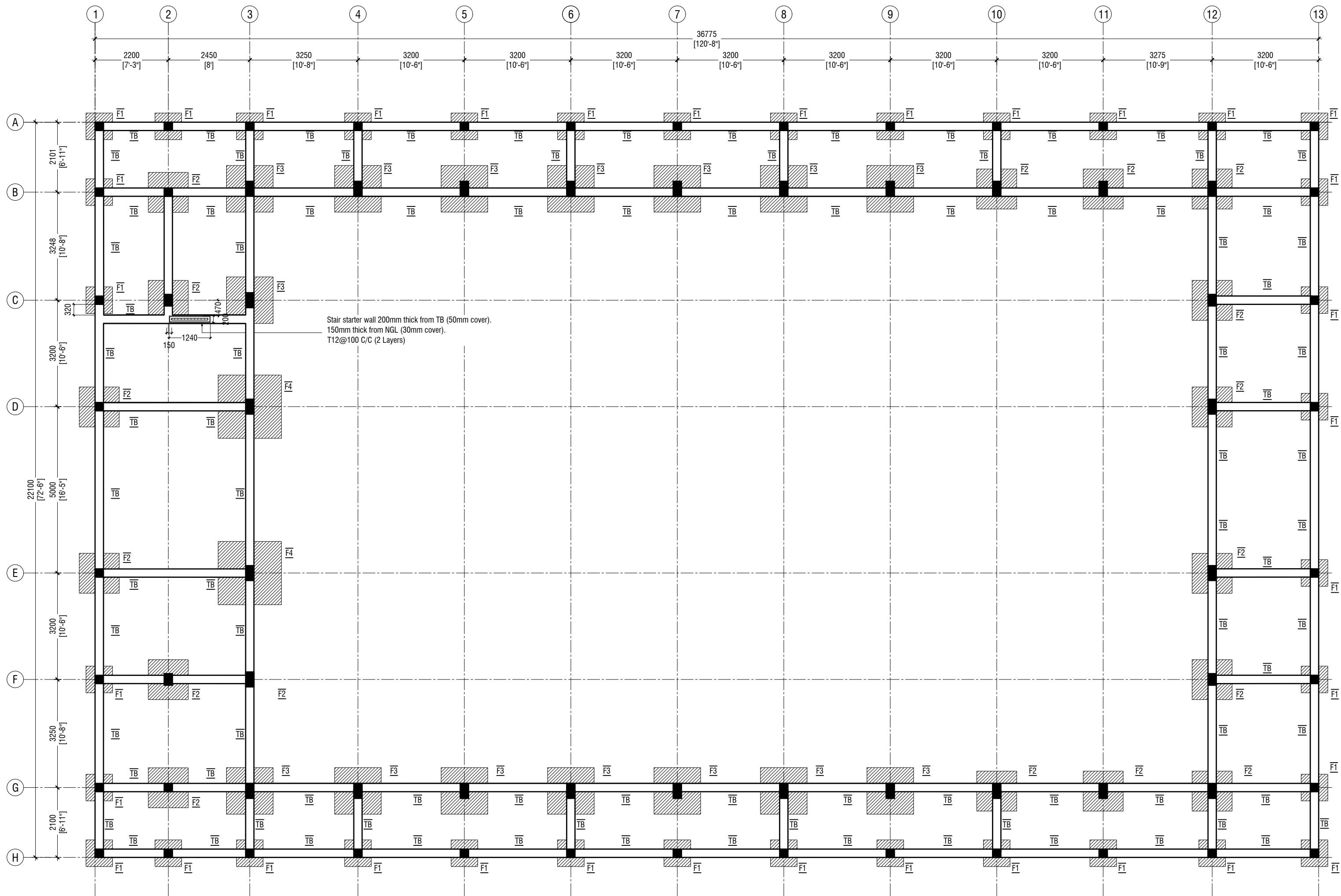
t : +9603315049 f : +9603310776
e : info@riyan.com.mv
w : www.riyan.com.mv
3rd floor, H. Azum, Ammeenemagui, Male'

Title: General Notes

Page: S-00E/12







FOUNDATION PLAN

SCALE 1:100



NOTE:

COLUMN SIZES

C1 : 250 x 250 mm
C2 : 250 x 450 mm
C3 : 250 x 350 mm
COVER : 40mm

FOUNDATION PAD SIZES

	DIMENSION	REINFORCEMENT
F1	800 X 800 X 300	T12@150 C/C B/W
F2	1200 x 1200 x 300	T12@150 C/C B/W
F3	1400 x 1400 x 300	T12@150 C/C B/W
F4	1900 x 1900 x 300	T16@150 C/C B/W

FOUNDATION DEPTH : 1000mm BELOW GROUND LEVEL

ALL FOOTINGS ARE TO BE LAID ON TOP OF 50mm THICK
LEAN CONCRETE
APPLY WATER PROOFING TO SUBSTRUCTURE
(BELOW GROUND ELEMENTS)

TIE BEAM SIZES

TB : 250 x 400 mm
COVER : 50mm

GROUND SLAB : 100mm THK RC SLAB ON FILL
REINFORCED WITH T10@200 C/C BW

CONCRETE GRADE 30= MPa

-150mm THK. SOLID MASONRY BLOCK WALL

RAMP SLAB : 100MM THICK SLAB ON GRADE,
T10@200 C/C BW

Gn.Fuvahmulah School Hall

Client: Ministry of Education

Project Number: RJ/2022/006
Date: January 2021
Architect: Maqayim Idris Shareef
Engineer: Mohamed Muthib Waleed
Drawn by: Maqayim Idris Shareef
Checked by: Mohamed Muthib Waleed
Interior: -

Rev no

Date



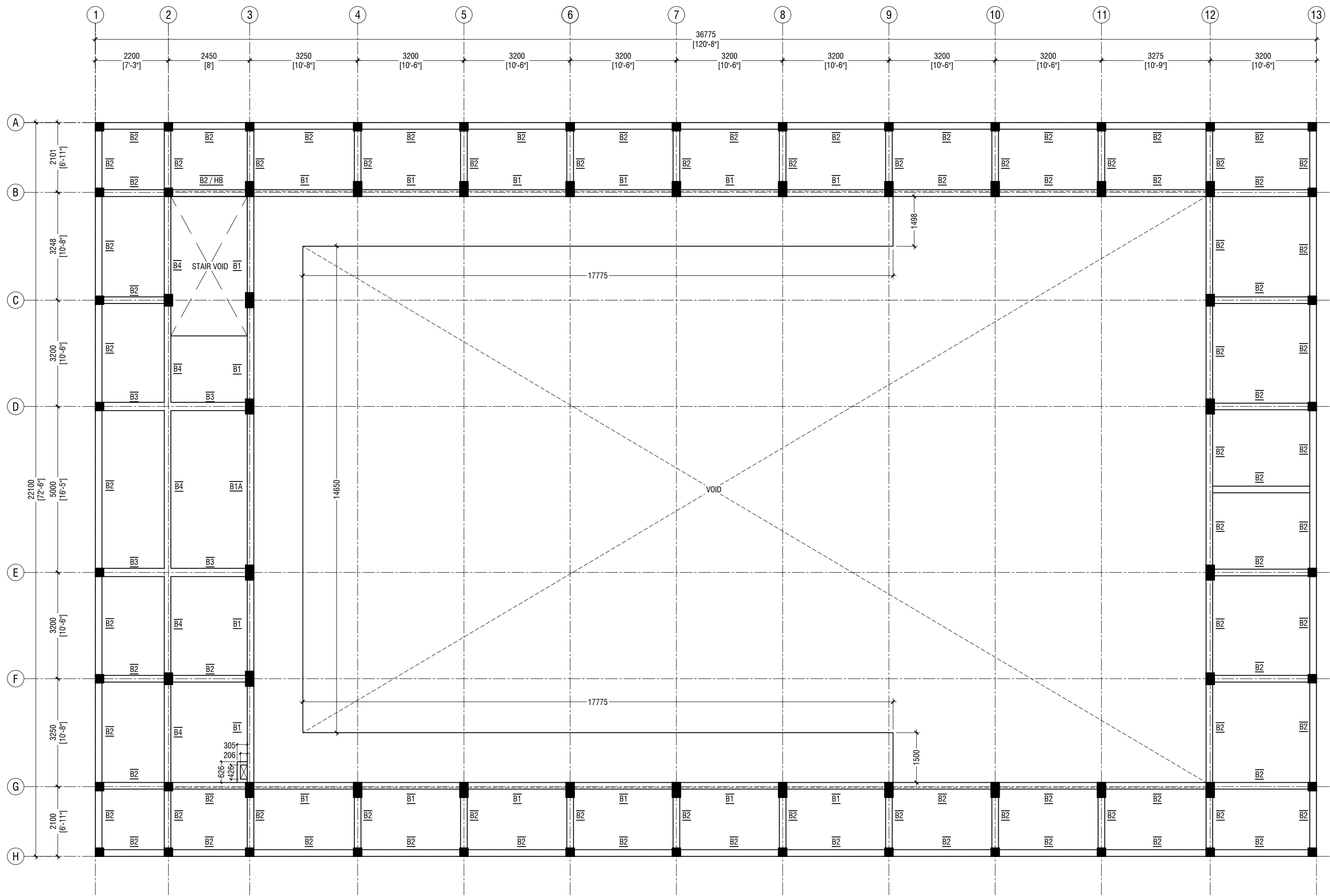
RIYAN PRIVATE LIMITED

T: +9603350049 F: +960330276
E: info@riyan.com.mv
W: www.riyan.com.mv
3rd floor, H. Azam, Ammeenmorgu, Malé

Title: Foundation Plan

Page: S-03/12

The contents of these drawings remain as a property of Riyan Private Limited. Any use other than those expressly stated is a violation of this copyright.



FIRST FLOOR BEAM PLAN

SCALE 1:100

NOTE:

COLUMN SIZES

C1 : 250 x 250 mm
C2 : 250 x 450 mm
C3 : 250 x 350 mm

COVER

: 40mm

BEAM SIZES

B1 : 200x450 mm
B1A : 200x450 mm
B2 : 200x400 mm
B3 : 250x450 mm
B4 : 200x400 mm
HB : 200x400 mm
RB1 : 200x300 mm
RB2 : 200x400 mm (SUPPORT)
RB3 : 200x300 mm
COVER : 35mm

CONCRETE GRADE 30 = MPa

Gn-Fuvahmulah School Hall
Client: Ministry of Education

Rev no	Date
1	01/01/2021
2	01/01/2021
3	01/01/2021
4	01/01/2021
5	01/01/2021
6	01/01/2021
7	01/01/2021
8	01/01/2021
9	01/01/2021
10	01/01/2021
11	01/01/2021
12	01/01/2021
13	01/01/2021



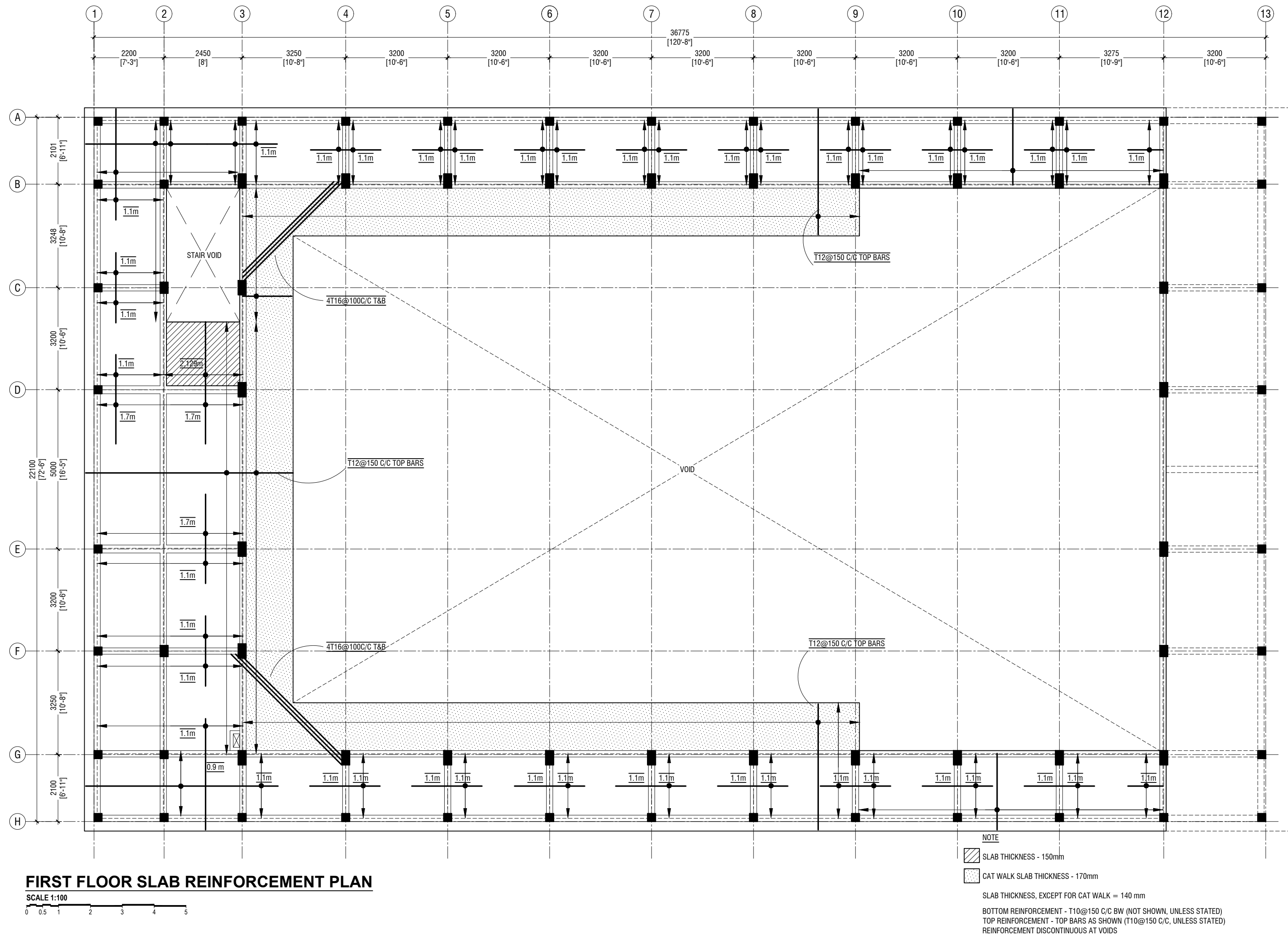
RIYAN PRIVATE LIMITED

t : +9603370049 f : +9603330776
e : info@riyan.com.mv
w : www.riyan.com.mv
3rd floor, H. Azam, Armeenemogga, Male'

Title: 1st Floor Beam Plan

Page: S-04/12

The contents of these drawings remain as a property of Riyan Private Limited. Any use other than those expressly stated is a violation of this copyright.



Gn.Fuvahmulah School Hall
Client: Ministry of Education

Rev no	Date
1	01/01/2021
2	01/01/2021
3	01/01/2021
4	01/01/2021
5	01/01/2021
6	01/01/2021
7	01/01/2021
8	01/01/2021
9	01/01/2021
10	01/01/2021
11	01/01/2021
12	01/01/2021
13	01/01/2021
14	01/01/2021
15	01/01/2021
16	01/01/2021
17	01/01/2021
18	01/01/2021
19	01/01/2021
20	01/01/2021
21	01/01/2021
22	01/01/2021
23	01/01/2021
24	01/01/2021
25	01/01/2021
26	01/01/2021
27	01/01/2021
28	01/01/2021
29	01/01/2021
30	01/01/2021
31	01/01/2021
32	01/01/2021
33	01/01/2021
34	01/01/2021
35	01/01/2021
36	01/01/2021
37	01/01/2021
38	01/01/2021
39	01/01/2021
40	01/01/2021
41	01/01/2021
42	01/01/2021
43	01/01/2021
44	01/01/2021
45	01/01/2021
46	01/01/2021
47	01/01/2021
48	01/01/2021
49	01/01/2021
50	01/01/2021
51	01/01/2021
52	01/01/2021
53	01/01/2021
54	01/01/2021
55	01/01/2021
56	01/01/2021
57	01/01/2021
58	01/01/2021
59	01/01/2021
60	01/01/2021
61	01/01/2021
62	01/01/2021
63	01/01/2021
64	01/01/2021
65	01/01/2021
66	01/01/2021
67	01/01/2021
68	01/01/2021
69	01/01/2021
70	01/01/2021
71	01/01/2021
72	01/01/2021
73	01/01/2021
74	01/01/2021
75	01/01/2021
76	01/01/2021
77	01/01/2021
78	01/01/2021
79	01/01/2021
80	01/01/2021
81	01/01/2021
82	01/01/2021
83	01/01/2021
84	01/01/2021
85	01/01/2021
86	01/01/2021
87	01/01/2021
88	01/01/2021
89	01/01/2021
90	01/01/2021
91	01/01/2021
92	01/01/2021
93	01/01/2021
94	01/01/2021
95	01/01/2021
96	01/01/2021
97	01/01/2021
98	01/01/2021
99	01/01/2021
100	01/01/2021




RIYAN PRIVATE LIMITED

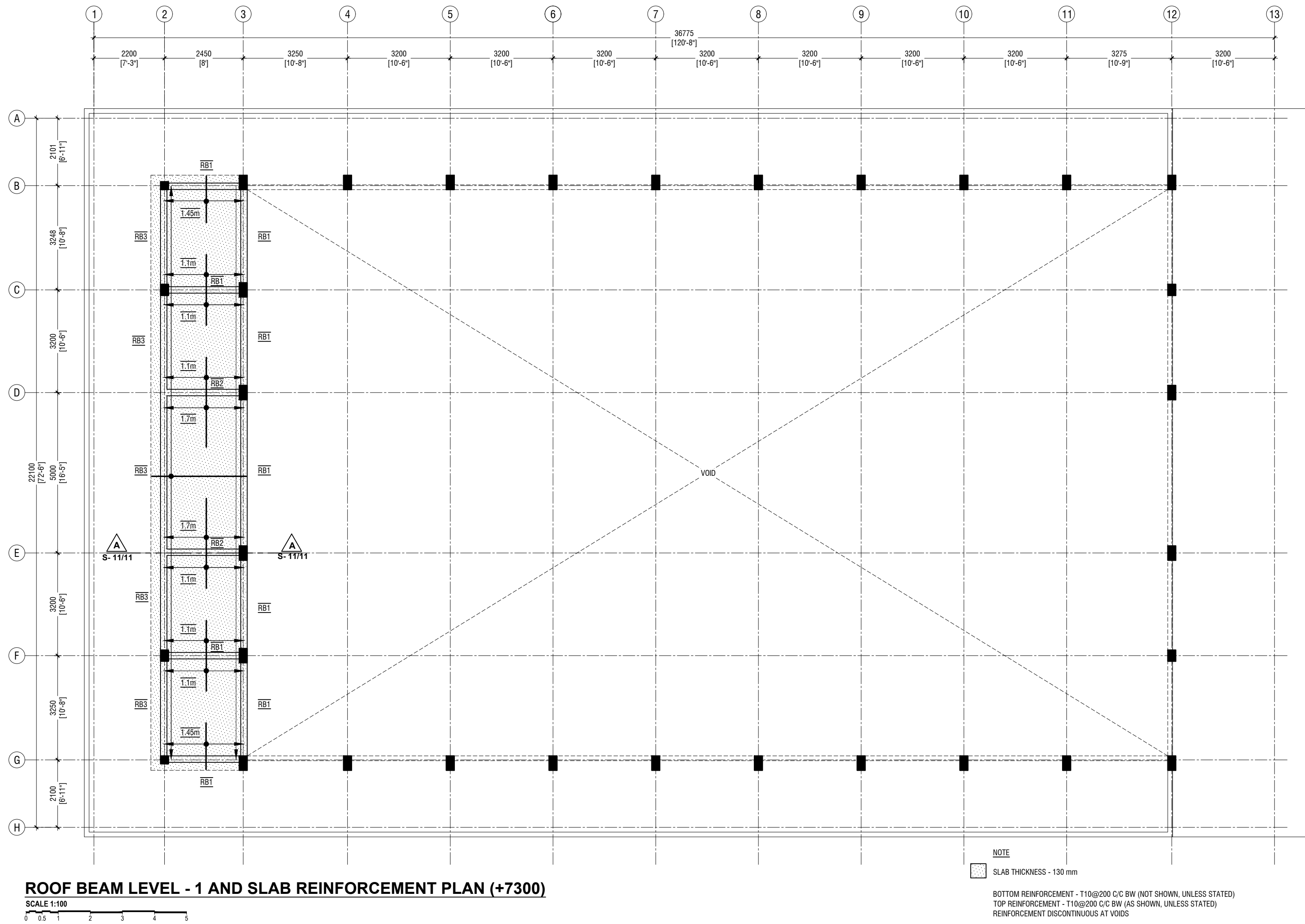
T: +9603370049 F: +9603370776
E: info@riyan.com.mv
W: www.riyan.com.mv
3rd floor, H. Azam, Ammeenemogau, Malé

Title: 1st Floor Slab
Reinforcement Plan

Page: S-05/12

The contents of these drawings remain as a property of Riyan Private Limited. Any use other than those expressly stated is a violation of this copyright.





SCALE 1:100



NOTE

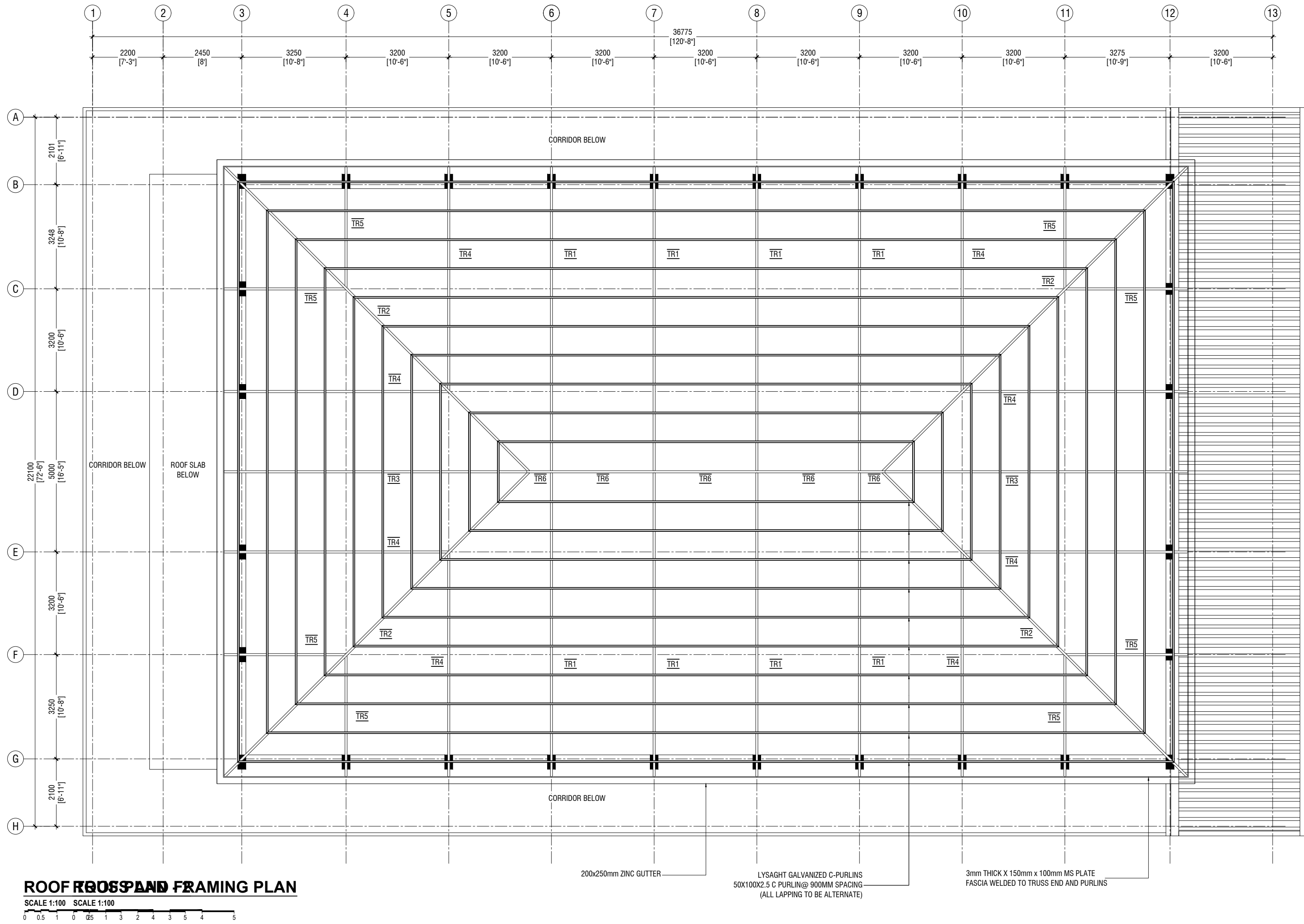
COLUMN SIZES

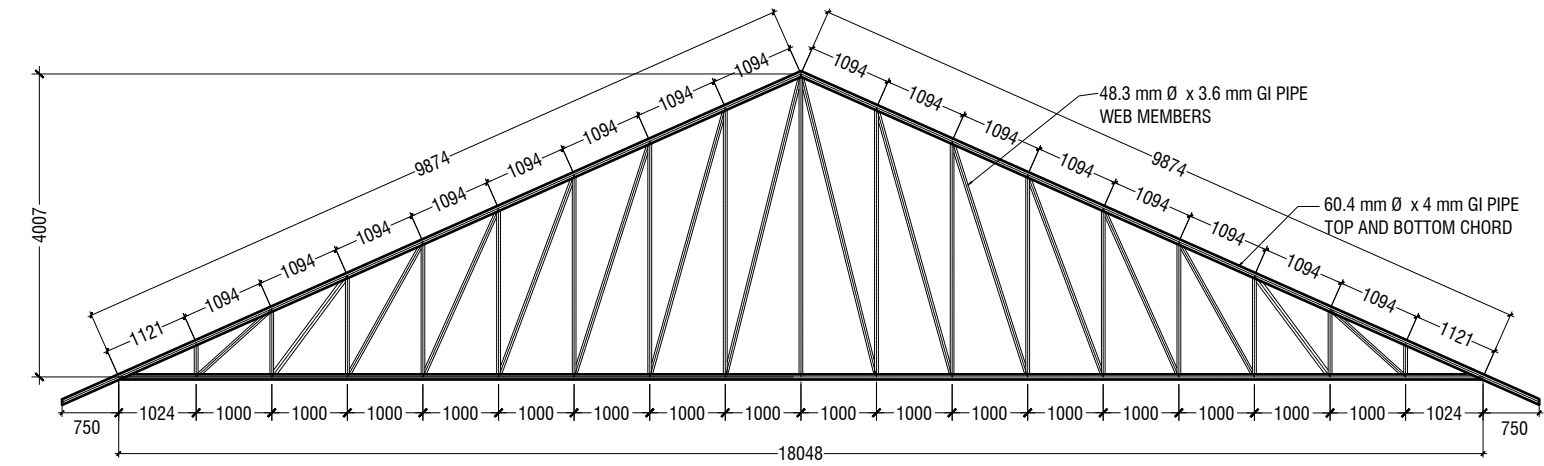
C1	: 250 x 250 mm
C2	: 250 x 450 mm
C3	: 250 x 350 mm
COVER	: 40mm

BEAM SIZES

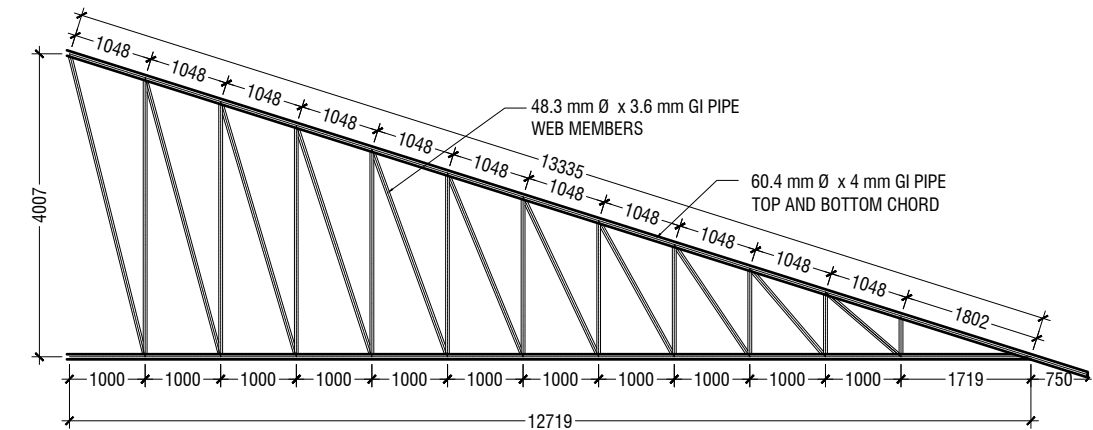
B1	: 200x450 mm
B1A	: 200x450 mm
B2	: 200x400 mm
B3	: 250x450 mm
B4	: 200x400 mm
RB1	: 200x300 mm
RB2	: 200x400 mm (SUPPORT)
RB3	: 200x300 mm
COVER	: 35mm

CONCRETE GRADE 30 = MPa

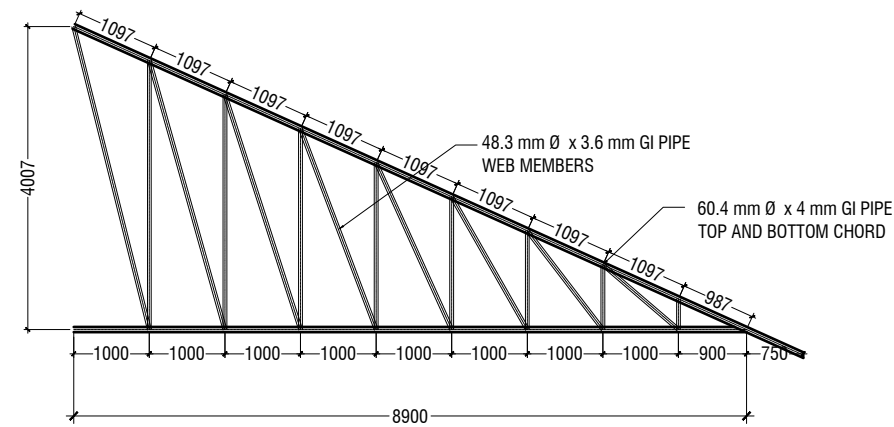




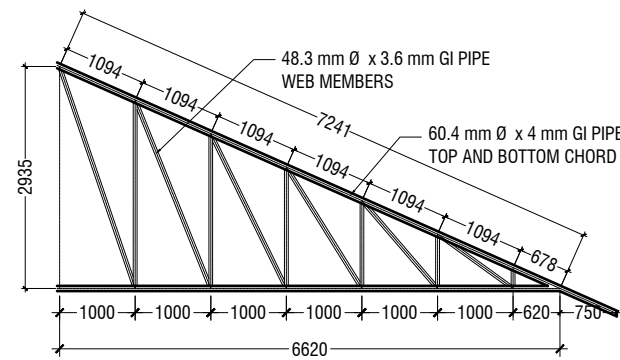
TRUSS TYPE TR1



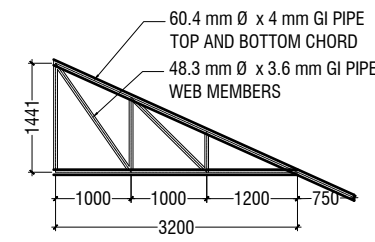
TRUSS TYPE TR2



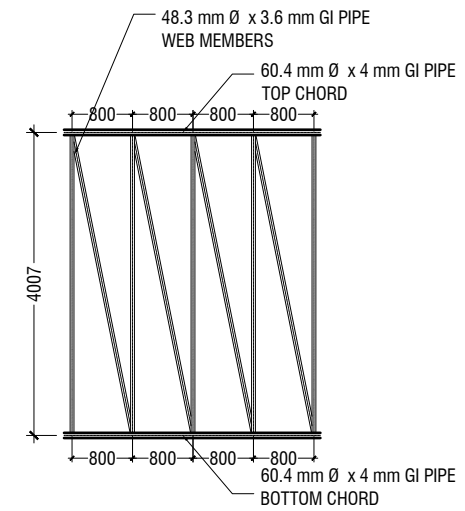
TRUSS TYPE TR3



TRUSS TYPE TR4



TRUSS TYPE TR5



TRUSS TYPE TR6

NOTE
CORROSION PROTECTION: GALVANIZED COATING THICKNESS SHALL NOT BE LESS THAN 80 MICRONS
ALL FILLET WELDS TO BE 4mm THICK
CONTRACTOR AND CONSULTANT TO CONFIRM ON SITE TRUSS SPAN AND DIMENSIONS BEFORE FABRICATION

ROOF TRUSS DETAILS

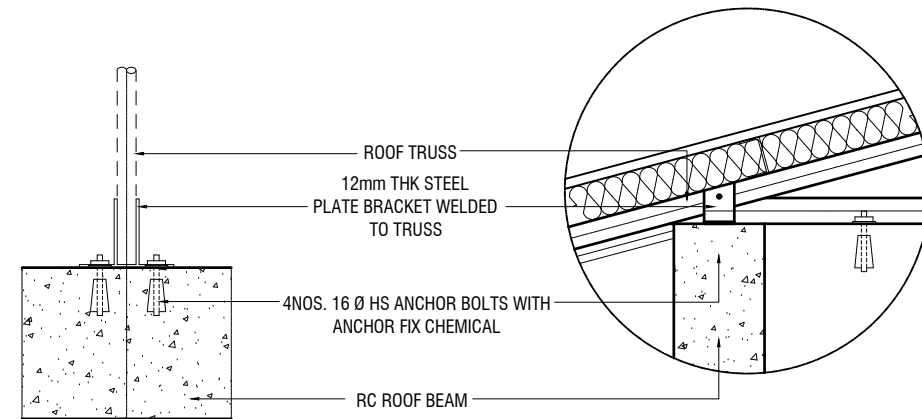
SCALE 1:100

GUTTER/FASCIA DETAIL

SCALE 1:20

TYPICAL TRUSS FIXING DETAILS

SCALE 1:20



ELEVATION

SCALE 1:20

SECTION

SCALE 1:20

Gn.Fuvahmulah School Hall
 Client: Ministry of Education

Project Number: RI/2020/006

Date: January 2021

Architect: Mariyam Irasha Shareef

Engineer: Mohamed Muthalib Waleed

Drawn by: Mariyam Irasha Shareef

Services: Alshath Ahmed

Interior: -

Rev no

Date

The contents of these drawings remain as a property of Ryan Private Limited. Any use other than those expressly stated is a violation of this copyright.



RIYAN PRIVATE LIMITED

t: +9603315049 f: +9603310776
 e: info@riyan.com.mv
 w: www.riyan.com.mv
 3rd floor, H. Azum, Ameenemagalu, Male'

Title: Roof Truss Details

Page: S-10/12

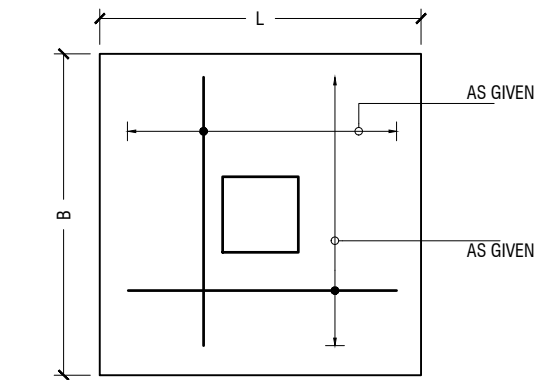
	DIMENSION	REINFORCEMENT (L x B x D)
F1	800 X 800 X 300	T12@150 C/C B/W
F2	1200 x 1200 x 300	T12@150 C/C B/W
F3	1400 x 1400 x 300	T12@150 C/C B/W
F4	1900 x 1900 x 300	T16@150 C/C B/W

FOUNDATION DEPTH = 1000mm

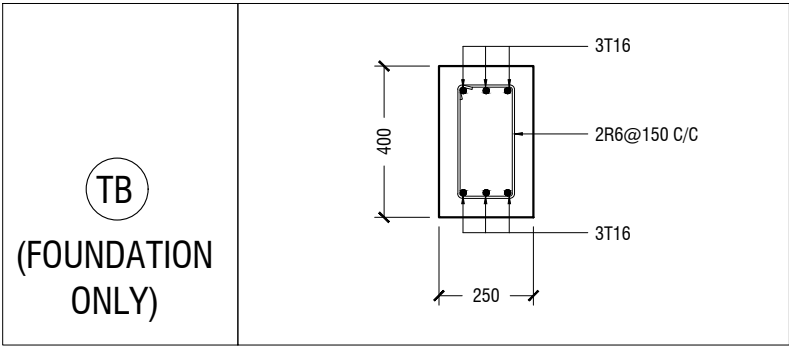
NOTE:-
COVER TO FOUNDATION = 50mm
COVER TO COLUMNS = 40mm
COVER TO BEAMS = 35mm
LAPS = Ø OF BAR x 45
BEAMS @END SUPPORT = Ø OF BAR x 12

CONCRETE GRADE 30= MPa

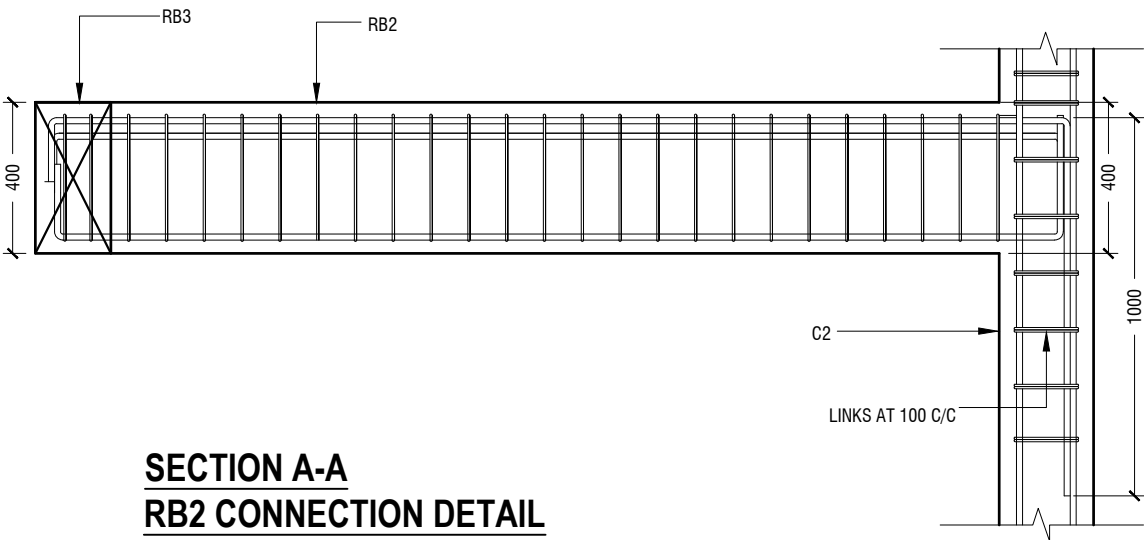
FOUNDATION PADS



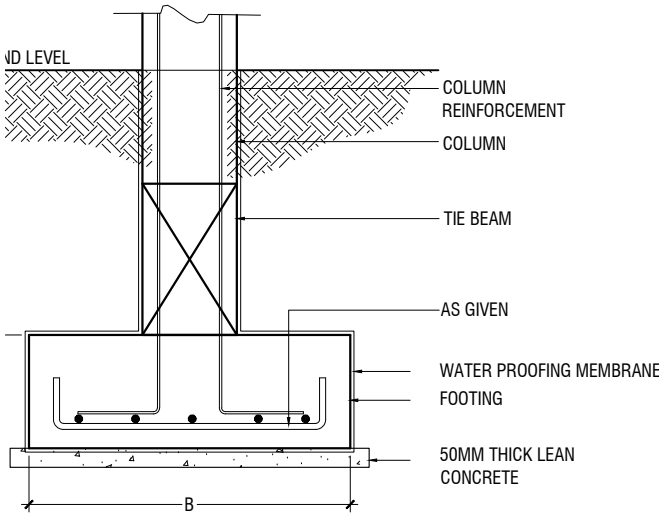
PLAN



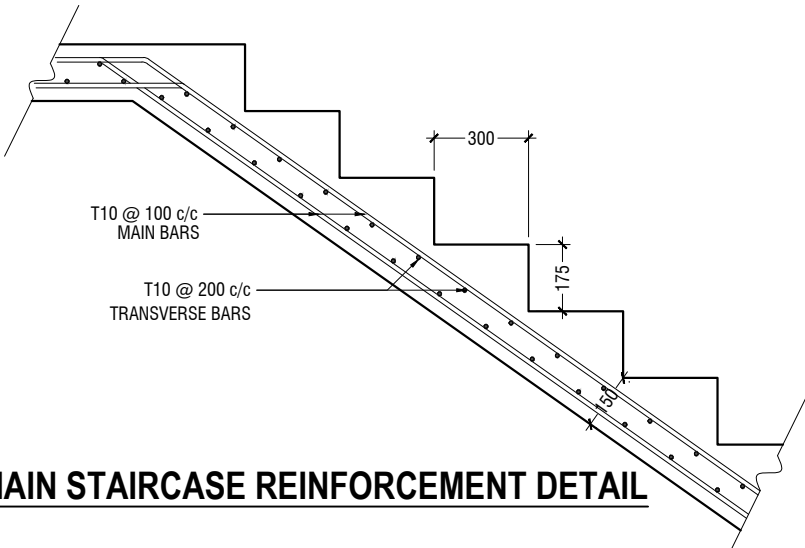
FOUNDATION DETAILS



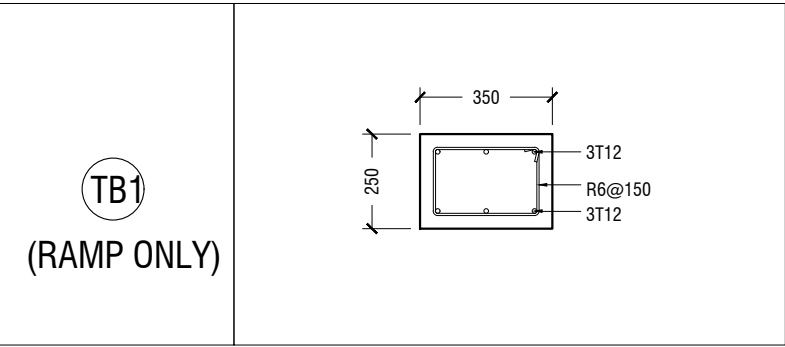
SECTION A-A
RB2 CONNECTION DETAIL



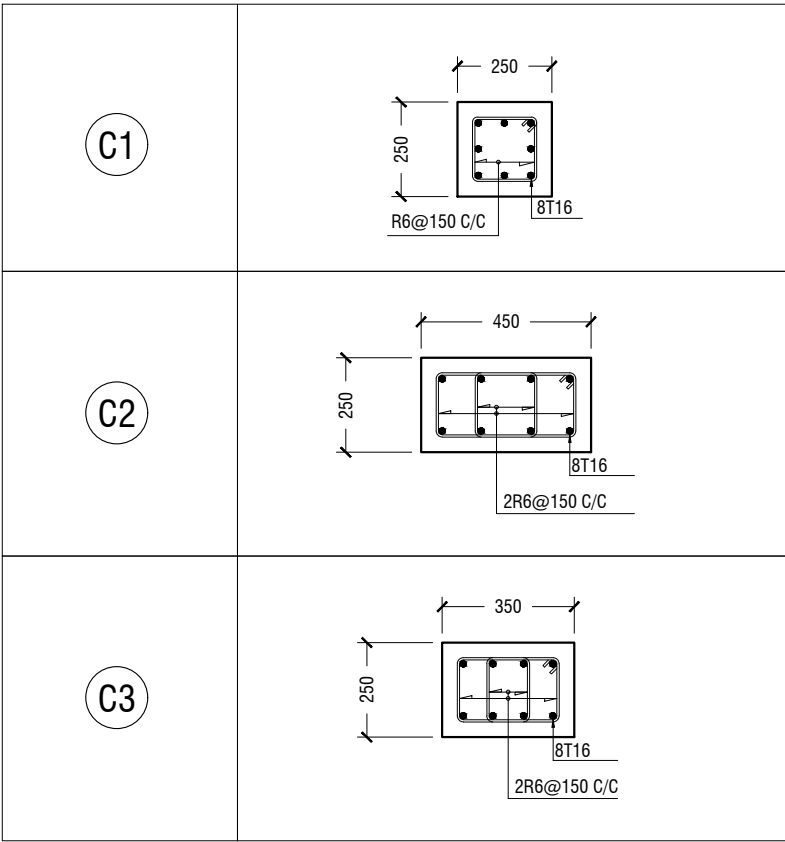
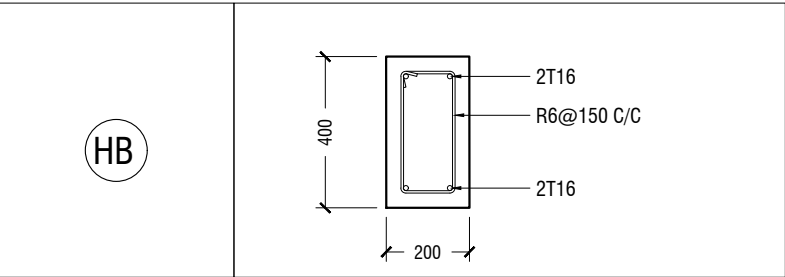
SECTION
FOOTING DETAILS



MAIN STAIRCASE REINFORCEMENT DETAIL

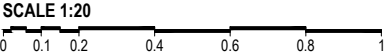


STAIRCASE HALF LANDING BEAM



COLUMN DETAIL

STRUCTURAL DETAILS



Gn.Fuvahmulah School Hall
Client: Ministry of Education

Rev no	Date
--	----
--	----
--	----

Project Number: RI/2020/006
Date: January 2021
Architect : Mariyam Irasha Shareef
Engineer : Mohamed Munthallib Waleed
Drawn by : Mariyam Irasha Shareef
Services : Aishath Ahmed
Interior : -



RIYAN PRIVATE LIMITED
t : +9603315049 f : +9603310776
e : info@riyan.com.mv
w : www.riyan.com.mv
3rd floor, H. Azum, Ameenemagau, Male'

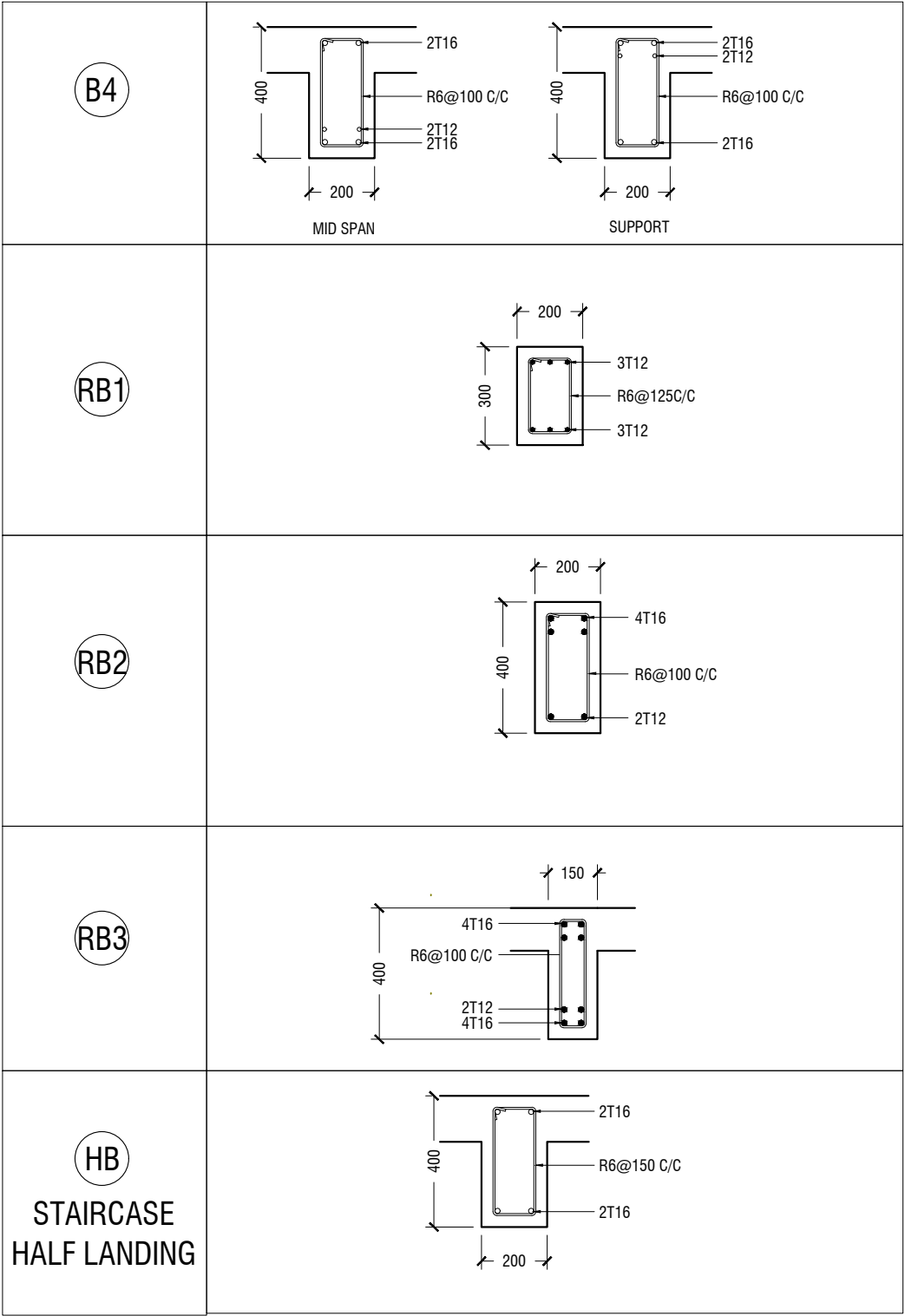
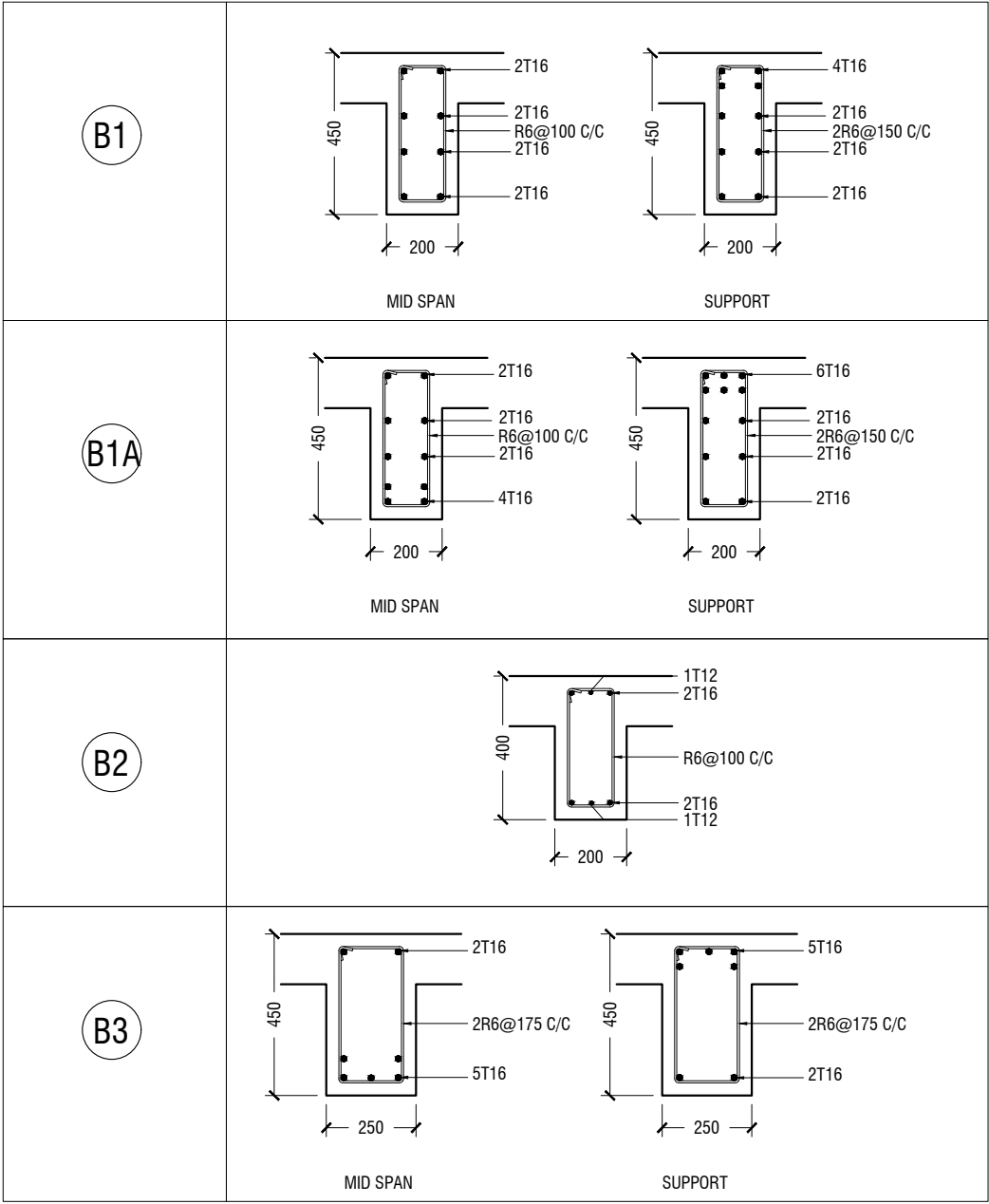
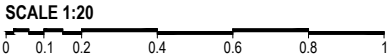
Title: Structural Details

Page: S-11/12

The contents of these drawings remain as a property of Riyan Private Limited. Any use other than those expressly stated is a violation of this copyright

BEAM DETAILS

STRUCTURAL DETAILS - 2



Gn.Fuvahmulah School Hall
Client: Ministry of Education

Project Number: RI/2020/006	Rev no	Date
Date: January 2021	--	-----
Architect : Mariyam Irasha Shareef	--	-----
Engineer : Mohamed Muthalib Waleed	--	-----
Drawn by : Mariyam Irasha Shareef	--	-----
Services : Aishath Ahmed	--	-----
Interior : -	--	-----