

COVID-19 Spending Report

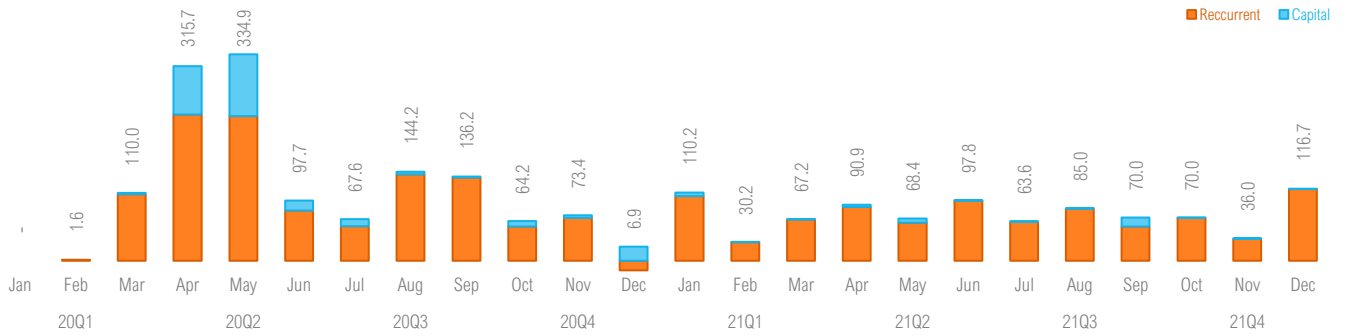
20Q1-21Q4

Total COVID-19 Spending
4,035.5

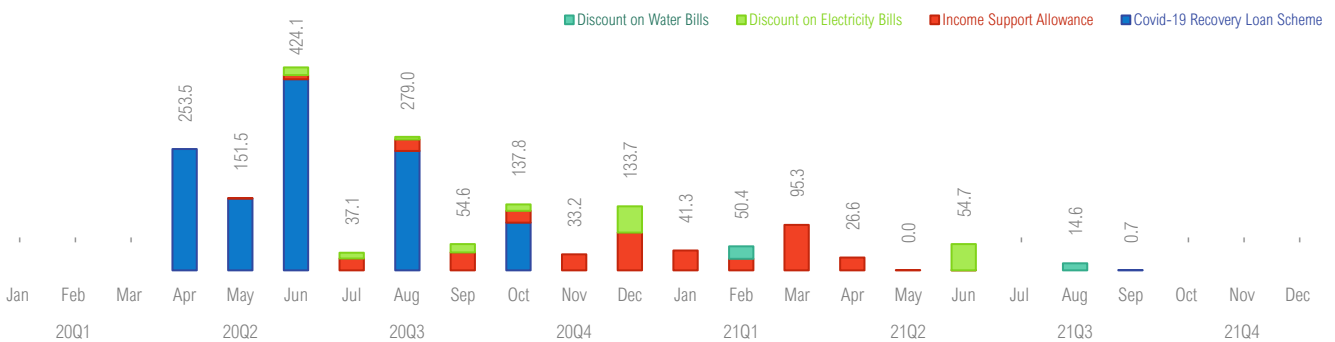
Health & Social Spending*
2,247.2

ERP Spending**
1,788.3

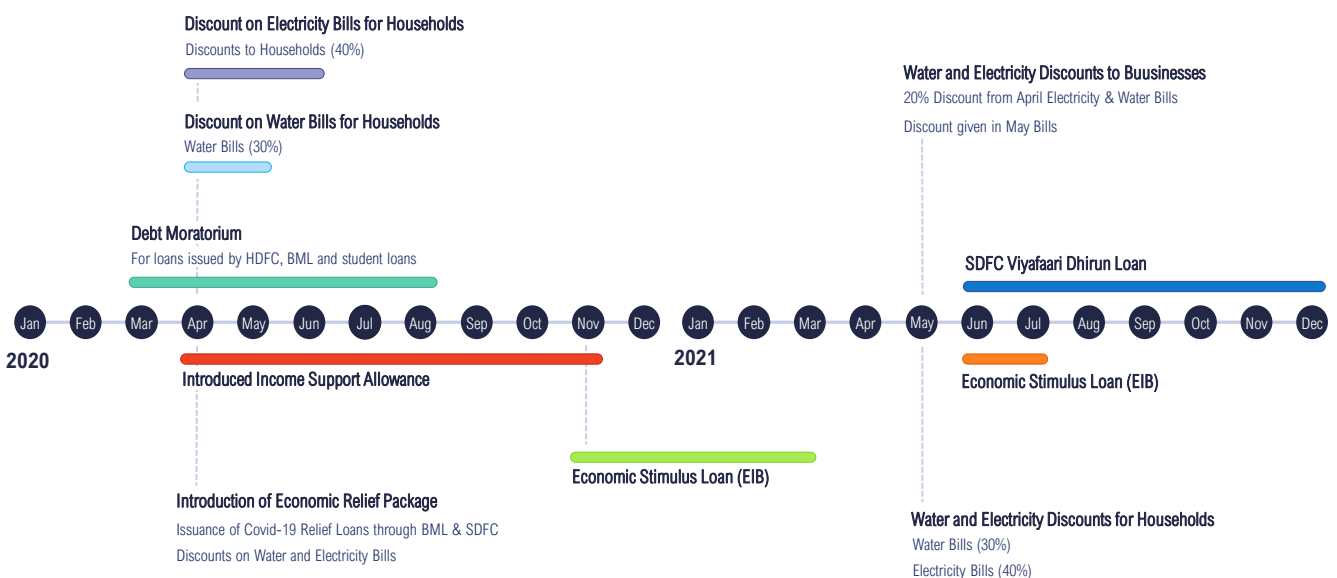
Trends in Health & Social Spending



Trends in ERP Spending



Timeline of COVID-19 Response



Notes:

*The health & social-related spending figures in this report began on 11 February 2020 and include committed spending on COVID-19 related activities. This is shown to provide the most accurate and timely information.

** ERP Spending is a reflection of the realised figures in the Public Bank Account on the specified date. Approved but pending disbursements are not included.

Negative figures are indicative of reversal of POs raised in previous periods

All figures are as at 31/12/2021. Figures are in millions MVR, unless otherwise specified.

TABLE 1: SUMMARY OF COVID-19 HEALTH & SOCIAL SPENDING BY BUSINESS AREA ^{1/}

	20Q1-21Q4
<i>in millions of MVR unless stated otherwise</i>	
TOTAL	2,247.2
Ministry of Health	892.5
National Disaster Management Authority	784.3
Indira Gandhi Memorial Hospital	193.8
Maldives Immigration	0.9
Maldives National Defence Force	67.7
Maldives Police Services	48.2
Ministry of Foreign Affairs*	6.8
Ministry of Gender, Family and Social Services	5.0
Ministry of National Planning, Housing and Infrastructure	41.2
National Social Protection Agency	80.0
National Drug Agency	2.6
Hulhumale' Hospital	7.9
Ministry of Higher Education	3.3
Disaster Management Fund	84.1
Tourism Activities Implementation Fund	29.1

Notes:

^{1/}Spending data are as at 31 December 2021 and are likely to vary as reconciliation work is ongoing.

* As of 24 Aug 2020, the previously presented Zakat Fund figure will be included in the Ministry of Foreign Affairs spending figure.

This table shows the relevant 2 trust funds disaggregated from their respective business areas. Respective business areas of these trust funds: National Disaster Fund under National Disaster Management Authority; and Tourism Activities Implementation Fund under Ministry of Tourism.

TABLE 2: COVID-19 HEALTH & SOCIAL SPENDING DETAILS^{1/}

<i>in millions of MVR unless stated otherwise</i>		20Q1-21Q4
TOTAL COVID-19 HEALTH SPENDING		2,247.2
Ministry of Health		892.5
Allowances to Employees		106.6
Capital Equipment		81.4
Infrastructure Assets		1.3
Operational Services		73.2
Pensions, Retirement Benefits and Gratuities		0.1
Repairs and Maintenance		8.6
Supplies and Requisites		8.4
Supplies and Requisites for Service Provision		590.2
Travel Expenses		14.3
Salaries and Wages		0.6
Land and Buildings		7.7
Accumulated Depreciation - Vehicles		-
National Disaster Management Authority		868.3
Domestic Budget		784.3
Allowances to Employees		36.0
Capital Equipment		112.4
Grants, Contributions and Subsidies		17.3
Land and Buildings		31.2
Operational Services		114.7
Repairs and Maintenance		6.2
Supplies and Requisites		63.2
Supplies and Requisites for Service Provision		363.7
Travel Expenses		39.8
Disaster Management Fund		84.1
Allowances to Employees		-
Capital Equipment		-
Grants, Contributions and Subsidies		84.1
Land and Buildings		-
Operational Services		-
Repairs and Maintenance		-
Supplies and Requisites		-
Supplies and Requisites for Service Provision		-
Travel Expenses		-
Indira Gandhi Memorial Hospital		193.8
Allowances to Employees		-
Capital Equipment		5.0
Grants, Contributions and Subsidies		-
Land and Buildings		-
Operational Services		12.8
Repairs and Maintenance		0.8
Supplies and Requisites		10.0
Supplies and Requisites for Service Provision		165.3

in millions of MVR unless stated otherwise

20Q1-21Q4

Travel Expenses	-
Hulhumale' Hospital	7.9
Capital Equipment	0.2
Supplies and Requisites	1.0
Operational Services	4.5
Supplies and Requisites for Service Provision	2.2
Maldives Immigration	0.9
Allowances to Employees	-
Capital Equipment	0.3
Grants, Contributions and Subsidies	-
Land and Buildings	-
Operational Services	0.0
Repairs and Maintenance	0.2
Supplies and Requisites	0.3
Supplies and Requisites for Service Provision	-
Travel Expenses	-
Maldives National Defence Force	67.7
Allowances to Employees	48.4
Capital Equipment	0.5
Grants, Contributions and Subsidies	-
Land and Buildings	-
Operational Services	0.0
Repairs and Maintenance	2.7
Supplies and Requisites	16.0
Supplies and Requisites for Service Provision	-
Travel Expenses	-
Maldives Police Services	48.2
Allowances to Employees	44.0
Capital Equipment	0.6
Grants, Contributions and Subsidies	-
Land and Buildings	-
Operational Services	0.5
Repairs and Maintenance	0.9
Supplies and Requisites	2.2
Supplies and Requisites for Service Provision	-
Travel Expenses	0.0
Ministry of Foreign Affairs*	6.8
Allowances to Employees	-
Capital Equipment	-
Grants, Contributions and Subsidies	6.8
Land and Buildings	-
Operational Services	-
Repairs and Maintenance	-
Supplies and Requisites	-
Supplies and Requisites for Service Provision	-
Travel Expenses	-

in millions of MVR unless stated otherwise

20Q1-21Q4

Ministry of Gender, Family and Social Services	5.0
Allowances to Employees	-
Capital Equipment	0.4
Grants, Contributions and Subsidies	-
Land and Buildings	-
Operational Services	0.1
Repairs and Maintenance	0.0
Supplies and Requisites	0.1
Supplies and Requisites for Service Provision	4.2
Travel Expenses	0.1
Ministry of National Planning, Housing and Infrastructure	41.2
Allowances to Employees	0.1
Capital Equipment	-
Grants, Contributions and Subsidies	-
Land and Buildings	40.7
Operational Services	-
Repairs and Maintenance	0.0
Supplies and Requisites	0.4
Supplies and Requisites for Service Provision	-
Travel Expenses	-
Ministry of Tourism	29.1
Tourism Activities Implementation Fund	29.1
Allowances to Employees	-
Capital Equipment	1.6
Grants, Contributions and Subsidies	-
Land and Buildings	-
Operational Services	10.3
Repairs and Maintenance	4.8
Supplies and Requisites	1.8
Supplies and Requisites for Service Provision	7.4
Travel Expenses	3.3
National Social Protection Agency	80.0
Allowances to Employees	-
Capital Equipment	-
Grants, Contributions and Subsidies	80.0
Land and Buildings	-
Operational Services	-
Repairs and Maintenance	-
Supplies and Requisites	-
Supplies and Requisites for Service Provision	-
Travel Expenses	-
National Drug Agency	2.6
Allowances to Employees	-
Capital Equipment	0.0
Grants, Contributions and Subsidies	-
Land and Buildings	-

<i>in millions of MVR unless stated otherwise</i>	20Q1-21Q4
Operational Services	0.3
Repairs and Maintenance	0.0
Supplies and Requisites	1.1
Supplies and Requisites for Service Provision	1.3
Travel Expenses	-
Ministry of Higher Education	3.3
Allowances to Employees	-
Capital Equipment	-
Grants, Contributions and Subsidies	3.3
Land and Buildings	-
Operational Services	-
Repairs and Maintenance	-
Supplies and Requisites	-
Supplies and Requisites for Service Provision	-
Travel Expenses	-

¹/Spending data are as at 31 December 2021 and are likely to vary as reconciliation work is ongoing.

* As of 24th Aug 2020, amendment has been made to present the sum of domestic budget and Zakat Fund spending figures.

TABLE 3: SUMMARY OF COVID-19 HEALTH & SOCIAL SPENDING BY PAYMENT TYPE ^{1/}

<i>in millions of MVR unless stated otherwise</i>		20Q1-21Q4
TOTAL		1,788.3
Covid-19 Recovery Loan Scheme		1,154.2
Income Support Allowance		421.0
Discount on Electricity Bills		172.4
Discount on Water Bills		40.6

Notes:

Information in this table reflects the realised figures in the Public Bank Account on the specified date.

^{1/}Spending data are as at 31 December 2021 and are likely to vary as reconciliation work is ongoing.

ADDITIONAL INFORMATION: ECONOMIC RESPONSE UPDATE

INCOME SUPPORT ALLOWANCE

DISBURSED (COUNT)

93,906

DISBURSED (MVR)

421 million

INDIVIDUALS ASSISTED

22,946

Income Support Allowance has been discontinued from November 2020.

Income Support Allowance was given to Maldivians who were unemployed, were on no pay leave, had their salary deducted and had their earnings affected (for self-employed/ freelance workers). It was discontinued from November 2020 onwards.

Last Updated: 24 June 2021

Source: Ministry of Economic Development

DISCOUNT ON ELECTRICITY AND WATER BILLS

	Discount on Electricity Bills			Discount on Water Bills		
	2020	2021	TOTAL	2020	2021	TOTAL
TOTAL						
Value of Discount (MVR millions)	146.7	62.6	209.3	26.0	62.6	88.6
No. of Households	276,203	98,455	374,658	110,966	98,455	209,421
No. of Other Establishments	-	21,123	21,123	-	21,123	21,123
STELCO						
Value of Discount (MVR millions)	84.2	37.3	121.5	0.2	37.3	37.5
No. of Households	136,526	48,564	185,090	1,118	48,564	49,682
No. of Other Establishments	-	12,038	12,038	-	12,038	12,038
FENAKA						
Value of Discount (MVR millions)	61.7	24.9	86.6	0.6	24.9	25.5
No. of Households	137,584	49,168	186,752	25,661	49,168	74,829
No. of Other Establishments	-	9,018	9,018	-	9,018	9,018
MWSC						
Value of Discount (MVR millions)	0.8	0.4	1.2	25.2	0.4	25.6
No. of Households	2,093	723	2,816	84,187	723	84,910
No. of Other Establishments	-	67	67	-	67	67

Source: STELCO, FENAKA, MWSC

COVID-19 Recovery Loan Schemes

The figures in this section present the disbursements made by BML and SDFC to support the implementation of the COVID-19 Recovery Loan Schemes.

COVID-19 Relief Loan Scheme

Disbursed through BML

COUNT

419

DISBURSED (MVR)

585.9 million

DISBURSED (USD)

8.0 million

All funds allocated for the loan scheme has been disbursed as of January 2021.

Data: 14 January 2021

Disbursed through SDFC

COUNT

2,133

DISBURSED (MVR)

367.3 million

All funds allocated for the loan scheme has been disbursed as of April 2021.

Data: 15 April 2021

EIB Loan Scheme

Disbursed through BML

Tranch 1

COUNT

56

DISBURSED (MVR)

346.0 million

Data: 31 December 2021

Tranch 2

COUNT

113

DISBURSED (MVR)

271.1 million

Data: 31 December 2021

Viyafaari Dhirun Loan Scheme

Disbursed through SDFC

COUNT

54

DISBURSED (MVR)

24.3 million

Data: 31 December 2021

Source: BML, SDFC

DEFINITIONS

Committed Spending	Total value of Purchase Orders and Invoices not paid yet for an account.
Total COVID-19 Spending	Sum of Recurrent and Capital spendings towards COVID-19 activities.
Recurrent Spending	Spending committed to COVID-19 related operational expenses such as medical consumables (e.g. masks and gloves).
Capital Spending	Spending committed to COVID-19 related capital such as ventilators, medical facilities and isolation facilities.
Supplies and Requisites for Service Provision	This category primarily includes spending on medical consumables, test kits and Personal Protective Equipment (PPE)
Grants, Contributions and Subsidies	This category primarily includes spending which extend direct assistance to those in need, and spending from the Disaster Management Fund to stock up staple food.
Land and Buildings	This category includes spending on the construction of structures used to treat and counter COVID-19. It primarily includes medical, isolation and quarantine facilities.
Capital Equipment	This category includes spending on COVID-19 related diagnostic equipment, medical equipment for medical facilities, and furniture for new medical and isolation facilities.
Purchase Order	Transaction for which purchase orders are raised in the public accounting system.
Invoices Not Paid Yet	Goods and Services are received and Invoices are posted in the public accounting system.
Payments	Funds have been paid and the transaction is closed.
Income Support Allowance	This scheme will provide allowances to Maldivian workers who are unemployed or had their salaries (earnings for self-employed/ freelance workers) affected due to the COVID19 pandemic.
COVID-19 Recovery Loan Scheme	The scheme is designed to provide financing for large businesses, SMEs, self-employed and freelance individuals affected by the COVID-19 pandemic. Ministry of Finance has partnered with Bank of Maldives and SME Development Finance Corporation to support the implementation of this scheme.

*Note: All references to "good and services" in this report pertain to COVID-19 related efforts, including instances where it is not explicitly stated.
Definitions have been revised on 17 May 2020*