

PROPOSED SINGLE STOREY MOSQUE(300 PAX)

MALE', MALDIVES

ARCHITECTURAL DRAWINGS

16.05.2022

PROPOSED SINGLE STOREY MOSQUE ,MALE’, MALDIVES

DRAWING INDEX

PROJECT CODE: COM-32
CLIENT: MINISTRY OF ISLAMIC AFFAIRS
BUILDING: MOSQUE 300
BUILDING CODE: MOS300
DWG FILE NAME: COM-32_MOSQUE300

				DRAWING TITLE				
BLDN.CODE.	DISC.	NO.	PDF FILE NAME	PRIMARY	SECONDARY	SCALE	FORMAT	DATE
ARCHITECTURAL								
COM-32	AR	00	COM-32_AR00 _A	DRAWING REGISTER		NTS	A3	27TH FEB 2021
COM-32	AR	01	COM-32_AR01 _A	LOCATION PLAN		1:100	A2	27TH FEB 2021
COM-32	AR	02	COM-32_AR02 _A	LANDSCAPE PLAN		1:100	A2	27TH FEB 2021
COM-32	AR	03	COM-32_AR03 _A	FLOOR PLAN		1:100	A2	27TH FEB 2021
COM-32	AR	04	COM-32_AR04 _A	TILING LAYOUT		1:100	A3	27TH FEB 2021
COM-32	AR	05	COM-32_AR05 _A	ROOF PLAN		1:100	A3	27TH FEB 2021
COM-32	AR	06	COM-32_AR06 _A	ELEVATION-E1		1:100	A3	27TH FEB 2021
COM-32	AR	07	COM-32_AR07 _A	ELEVATION-E2		1:100	A3	27TH FEB 2021
COM-32	AR	08	COM-32_AR08 _A	ELEVATION-E3		1:100	A3	27TH FEB 2021
COM-32	AR	09	COM-32_AR09 _A	ELEVATION-E4		1:100	A3	27TH FEB 2021
COM-32	AR	10	COM-32_AR10 _A	SECTION X-X		1:100	A3	27TH FEB 2021
COM-32	AR	11	COM-32_AR11 _A	SECTION Y1-Y1		1:100	A3	27TH FEB 2021
COM-32	AR	12	COM-32_AR12 _A	SECTION Y2-Y2		1:100	A3	27TH FEB 2021
COM-32	AR	13	COM-32_AR13 _A	FOOT PRINT ORIENTATION		1:100	A3	27TH FEB 2021
COM-32	AR	14	COM-32_AR14 _A	DOOR AND WINDOW SCHEDULE		1:50	A3	27TH FEB 2021
COM-32	AR	15	COM-32_AR15 _A	ARCHITECTURAL DETAILS 1		1:50	A3	27TH FEB 2021
COM-32	AR	16	COM-32_AR16 _A	ARCHITECTURAL DETAILS 2		1:20	A3	27TH FEB 2021
COM-32	AR	17	COM-32_AR17 _A	ARCHITECTURAL DETAILS 3		1:20	A3	27TH FEB 2021
COM-32	AR	18	COM-32_AR18 _A	ARCHITECTURAL DETAILS 4		1:20	A3	27TH FEB 2021
STRUCTURAL								
COM-32	ST	01	COM-32_ST01 _A	BOUNDARY FOUNDATION PLAN AND DETAILS		1:200 / 1:20	A3	27TH FEB 2021
COM-32	ST	02	COM-32_ST02 _A	FOUNDATION PLAN AND DETAILS		1:100 / 1:20	A3	27TH FEB 2021
COM-32	ST	03	COM-32_ST03 _A	BOUNDARY WALL COLUMN PLAN AND DETAILS		1:200 / 1:20	A3	27TH FEB 2021
COM-32	ST	04	COM-32_ST04 _A	COLUMN PLAN AND DETAILS		1:100	A3	27TH FEB 2021
COM-32	ST	05	COM-32_ST05 _A	BEAM PLAN AND DETAILS		1:100	A3	27TH FEB 2021
COM-32	ST	06	COM-32_ST06 _A	SLAB REINFORCEMENT PLAN		1:100	A3	27TH FEB 2021
COM-32	ST	07	COM-32_ST07 _A	CANTILEVER SLAB REINFORCEMENT PLAN		1:100	A3	27TH FEB 2021
COM-32	ST	08	COM-32_ST08 _A	ROOF BEAM PLAN		1:100 / 1:50	A3	27TH FEB 2021
COM-32	ST	09	COM-32_ST09 _A	ROOF STRUCTURE PLAN		1:100	A3	27TH FEB 2021
COM-32	ST	10	COM-32_ST10 _A	FIN WALL DETAIL		1:100 / 1:50	A3	27TH FEB 2021

CLIENT:
MINISTRY OF ISLAMIC AFFAIRS

DESIGN AND CONSULTANCY:

SIARCH
PRIVATE LIMITED
LONUZIYAARIY MAGU,MALE',20075,MALDIVES
EMAIL: I N F O @ S I A R C H . D E S I G N
H T T P / / : W W W . S I A R C H . D E S I G N

KEY PLAN:

WARNING:

- This drawing shall not be used for construction unless certified.
- Contractor to verify all dimensions of existing works on site before commencing any work or preparing shop drawings.
- Do not scale drawings, use written dimensions only.
- This drawing is to be read in conjunction with the specifications and conditions of contract.
- This drawing and design is copyright and no portion may be reproduced without the permission of the Consultant

REVISIONS

NO	DESCRIPTION	DATE

PROJECT:

300 PAX
MOSQUE DESIGN

PHASE:

☐ CONCEPT DESIGN

☐ DESIGN DEVELOPMENT

☒ TENDER DOCUMENT

☐ FOR CONSTRUCTION

☐ AS BUILD DRAWINGS

DESIGNATION	NAME	SIGNATURE
PROJECT MANAGER	SIARCH PVT LTD	
STR. ENGINEER	KINNANATH HUSSAIN	
ARCHITECT	ALI WAJEEH	
CHECKED	MOHAMED SIRAJ	
DRAWN	ASHAN M.	

DWG. NAME:

ARCHITECTURAL

DRAWING INDEX

CODE	DATE	DWG. NO:
COM-32	16-09-18	AR00
FORMAT	A1 A2 A3	
SCALE	- 1:100	ISSUE A
PDF FILE NAME:	COM-32_AR00_A	

NO	DESCRIPTION	DATE
----	-------------	------

[illegible]

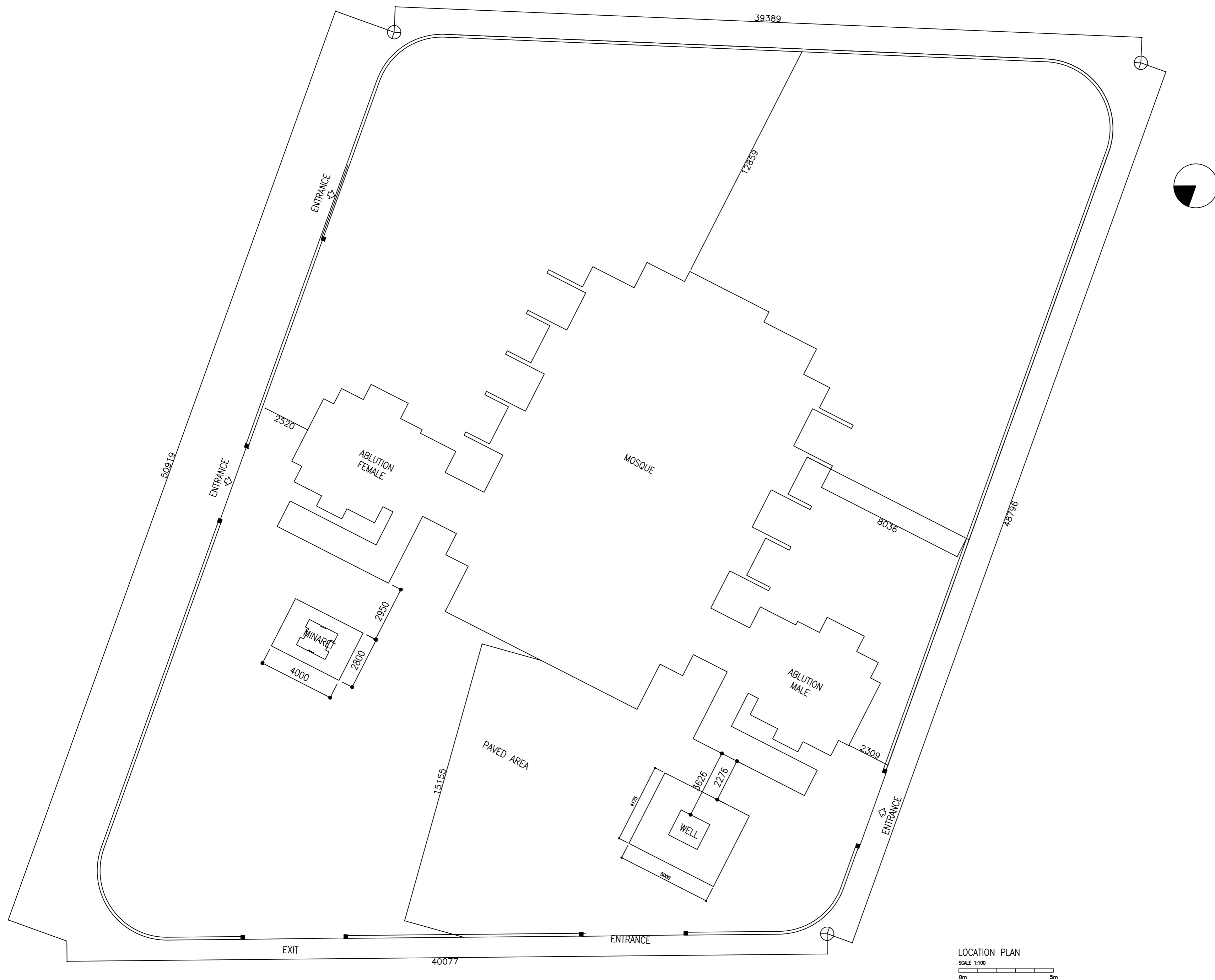
PROPOSED
MOSQUE FOR
300 PAX.

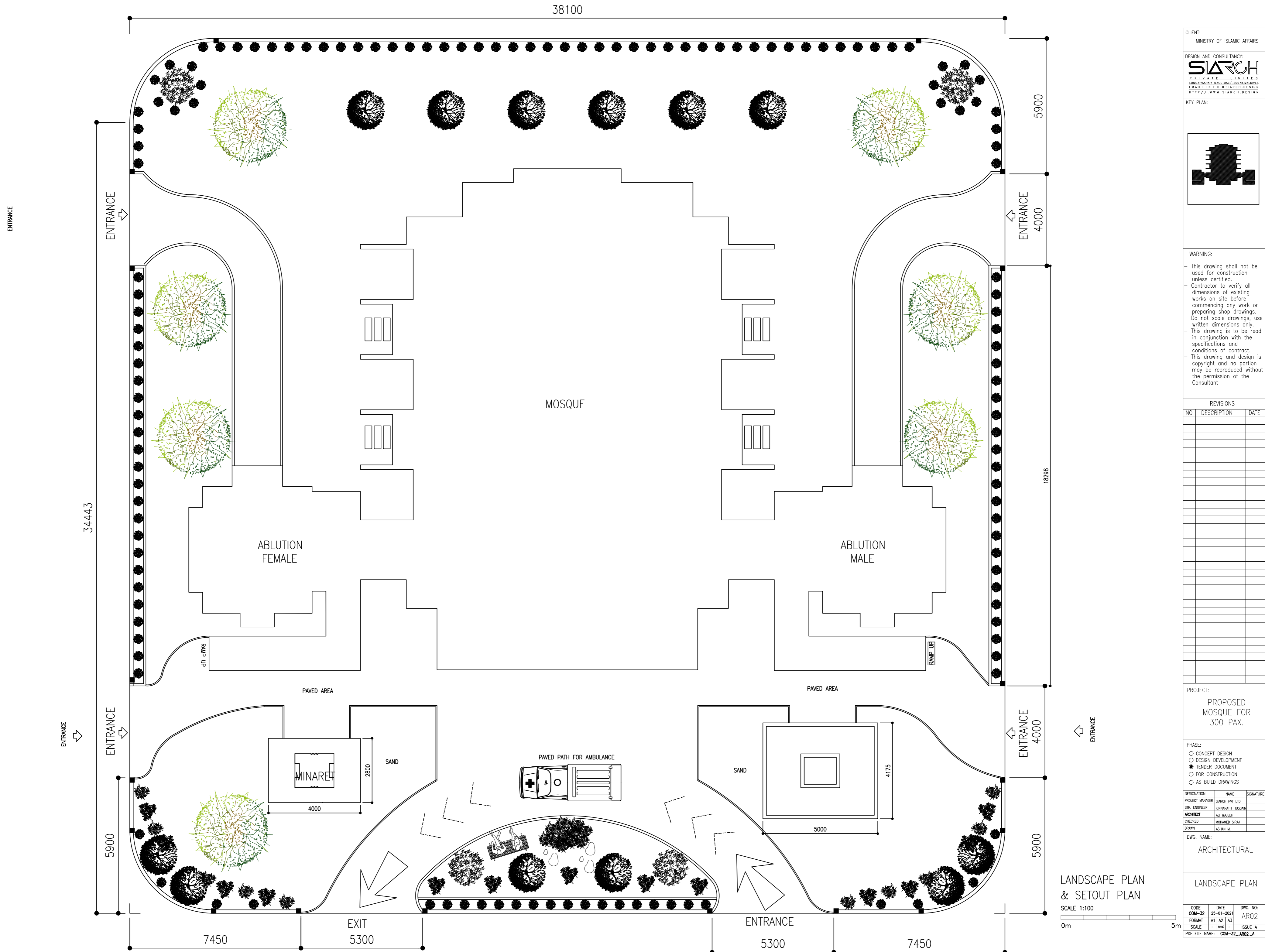
- ☐ CONCEPT DESIGN
- ☐ DESIGN DEVELOPMENT
- ☒ TENDER DOCUMENT
- ☐ FOR CONSTRUCTION
- ☐ AS BUILD DRAWINGS

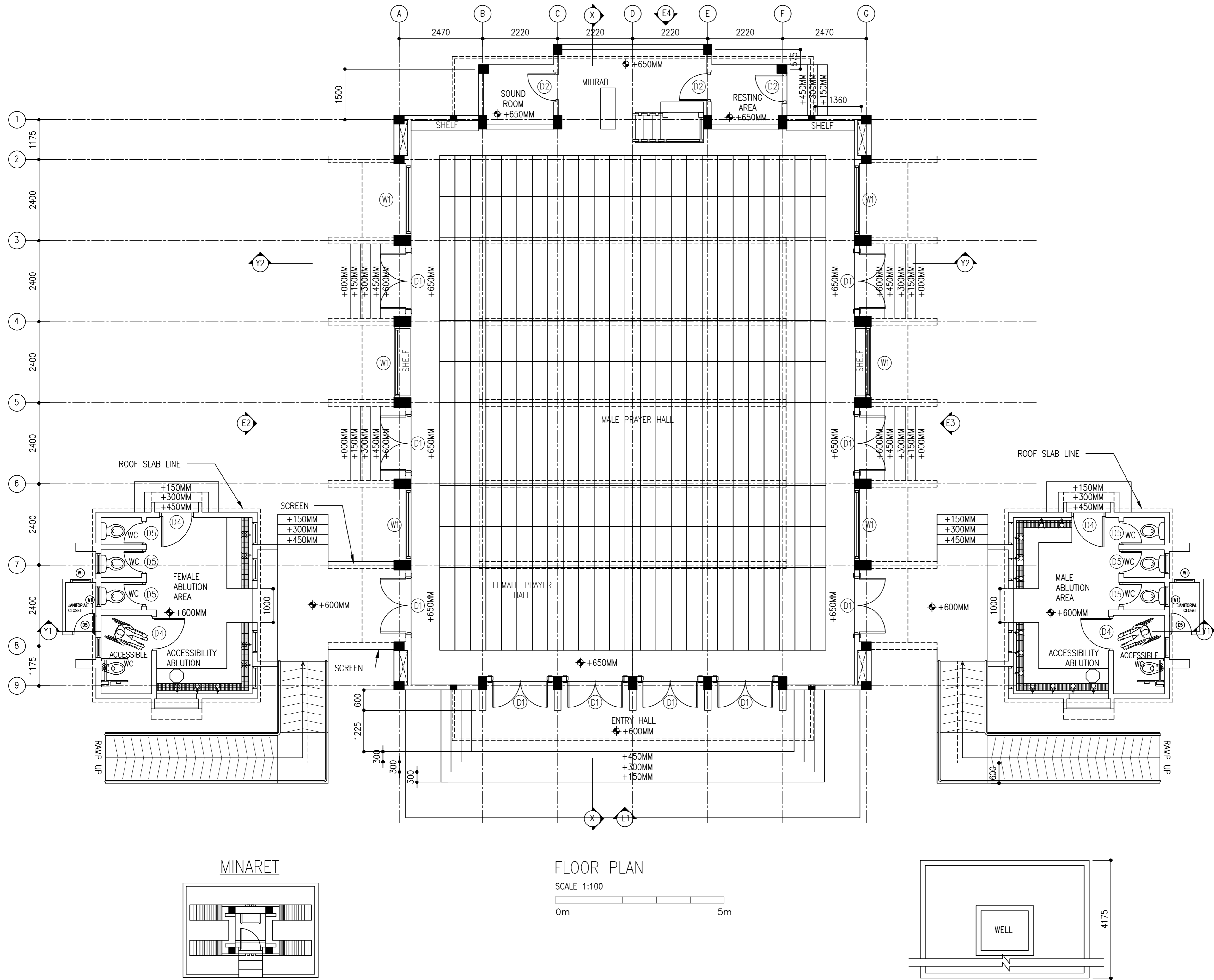
DESIGNATION	NAME	SIGNATURE
PROJECT MANAGER	SURCH PVT LTD	
STR. ENGINEER	KINNANATH HUSSAIN	
ARCHITECT	ALI WAJEEH	
CHECKED	MOHAMED SIRAJ	
DRAWN	ASHAN M.	

ARCHITECTURAL

CODE COM-32	DATE 25-01-2021		DWG. NO: AR01
FORMAT	A1	A2	A3
SCALE	1:100	-	-
PDF FILE NAME: COM-32_AR01_A			ISSUE A

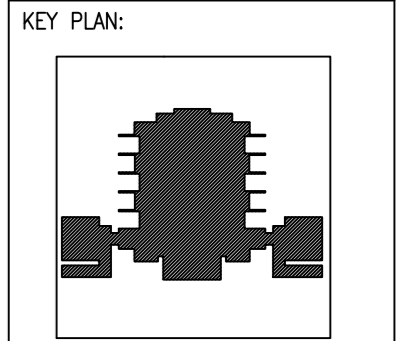






CLIENT:
MINISTRY OF ISLAMIC AFFAIRS

DESIGN AND CONSULTANCY:
SIARCH
PRIVATE LIMITED
LONUZIYARAIY MAGU, MALE, 20075, MALDIVES
EMAIL: INFO@SIARCH.DESIGN
HTTP://WWW.SIARCH.DESIGN



WARNING:

- This drawing shall not be used for construction unless certified.
- Contractor to verify all dimensions of existing works on site before commencing any work or preparing shop drawings.
- Do not scale drawings, use written dimensions only.
- This drawing is to be read in conjunction with the specifications and conditions of contract.
- This drawing and design is copyright and no portion may be reproduced without the permission of the Consultant

REVISIONS		
NO	DESCRIPTION	DATE

PROJECT:
PROPOSED MOSQUE FOR 300 PAX.

PHASE:

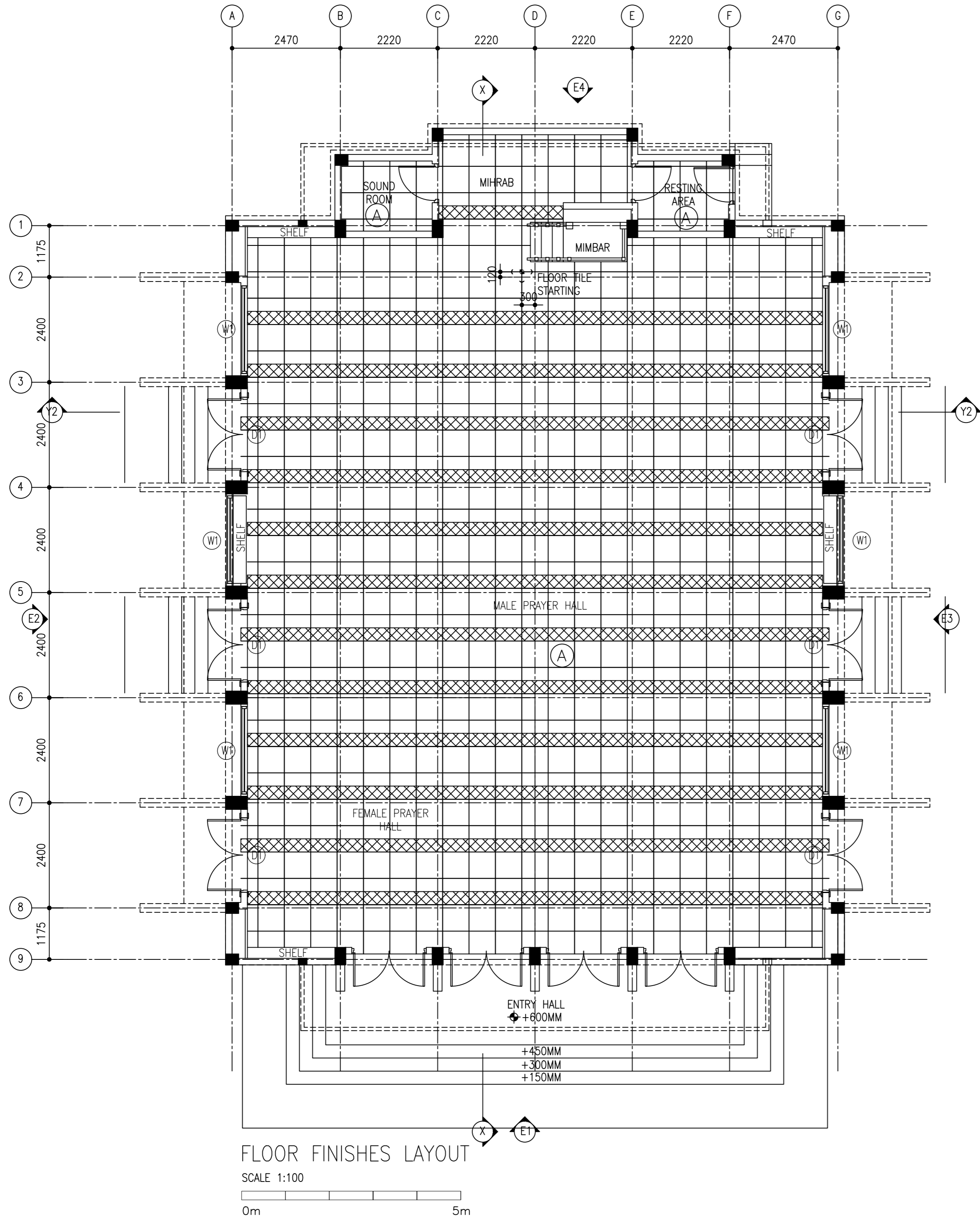
- ☐ CONCEPT DESIGN
- ☐ DESIGN DEVELOPMENT
- ☒ TENDER DOCUMENT
- ☐ FOR CONSTRUCTION
- ☐ AS BUILD DRAWINGS

DESIGNATION	NAME	SIGNATURE
PROJECT MANAGER	SIARCH PVT LTD.	
STR. ENGINEER	KINNANATH HUSSAIN	
ARCHITECT	ALI WAJEEH	
CHECKED	MOHAMED SIRAJ	
DRAWN	ASHAN M.	

DWG. NAME:

ARCHITECTURAL

FLOOR TILING LAYOUT		
CODE	DATE	DWG. NO:
COM-32	16-09-18	AR04
FORMAT	A1 A2 A3	
SCALE	- - 1:100	ISSUE A
PDF FILE NAME: COM-32_MSQ_AB_AR04_A		



- A HOMOGENEOUS TILES
B 1200MM HIGH WALL TILES
C EMULSION PAINT FINISH
D ENAMEL PAINT FINISH
E VARNISH FINISH
F EXPOSED FINISH
G ROUGH CONCRETE FINISH
H T&G CEILING

SURFACE FINISHES SCHEDULE

SURFACE	GENERAL	FLOOR	WALL	CEILING	REMARKS
MOSQUE		A	D	H	
EXTERIOR			D	D	

CLIENT:
MINISTRY OF ISLAMIC AFFAIRS

DESIGN AND CONSULTANCY:
SIARCH
PRIVATE LIMITED
LONUZIAARAIY MAGU, MALE', 20075, MALDIVES
EMAIL: INFO@SIARCH.DESIGN
HTTP://WWW.SIARCH.DESIGN

KEY PLAN:

WARNING:

- This drawing shall not be used for construction unless certified.
- Contractor to verify all dimensions of existing works on site before commencing any work or preparing shop drawings.
- Do not scale drawings, use written dimensions only.
- This drawing is to be read in conjunction with the specifications and conditions of contract.
- This drawing and design is copyright and no portion may be reproduced without the permission of the Consultant

REVISIONS

NO	DESCRIPTION	DATE

PROJECT:
PROPOSED MOSQUE FOR 300 PAX.

PHASE:
☐ CONCEPT DESIGN
☐ DESIGN DEVELOPMENT
☒ TENDER DOCUMENT
☐ FOR CONSTRUCTION
☐ AS BUILD DRAWINGS

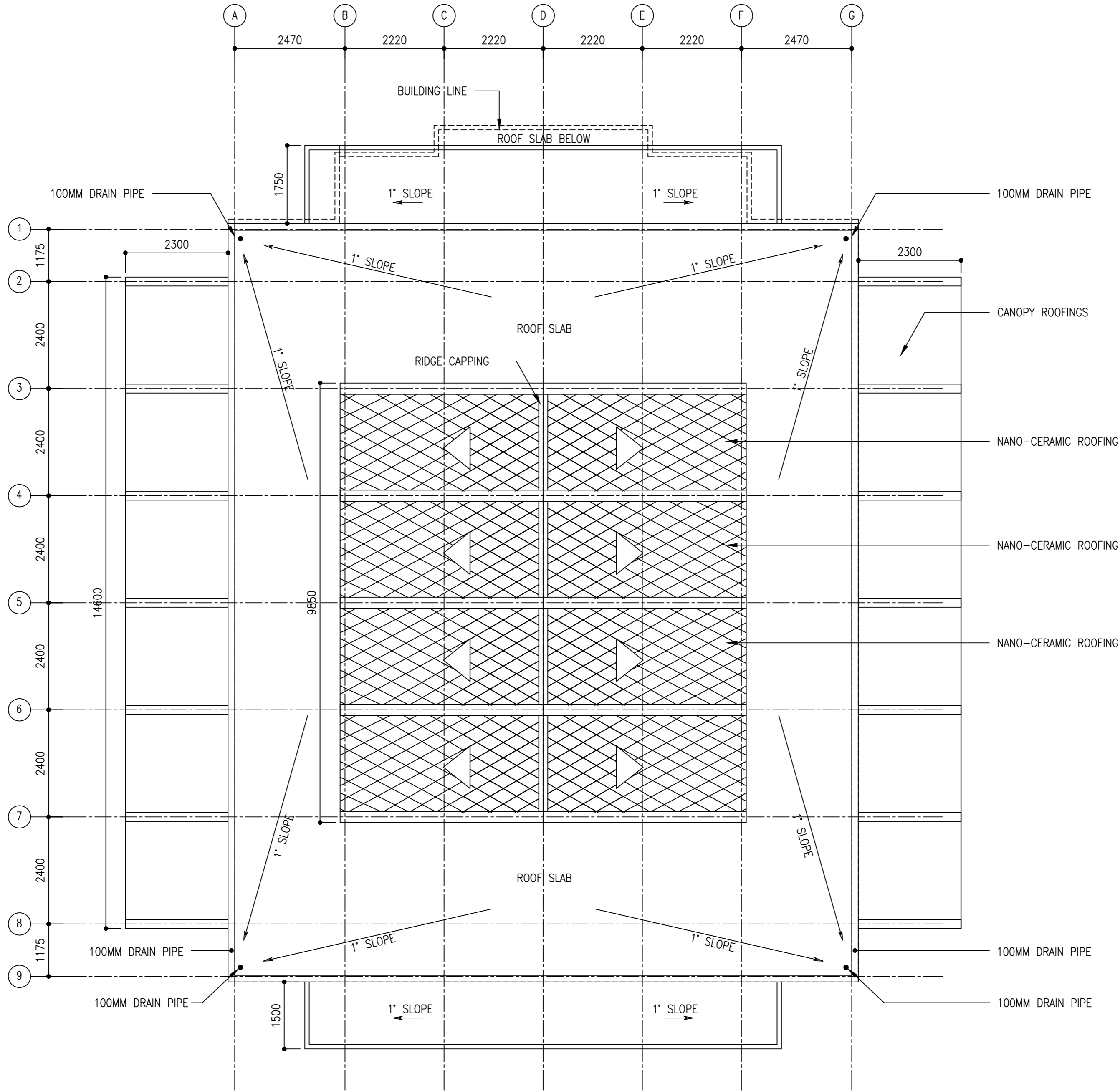
DESIGNATION	NAME	SIGNATURE
PROJECT MANAGER	SIARCH PVT. LTD.	
STR. ENGINEER	KINNANATH HUSSAIN	
ARCHITECT	ALI WAJEEH	
CHECKED	MOHAMED SIRAJ	
DRAWN	ASHAN M.	

DWG. NAME:
ARCHITECTURAL

FLOOR TILING LAYOUT


CODE	DATE	DWG. NO:
COM-32	16-09-18	AR04
FORMAT	A1 A2 A3	
SCALE	- 1:100	ISSUE A

PDF FILE NAME: COM-32_MSQ_AB_AR04_A



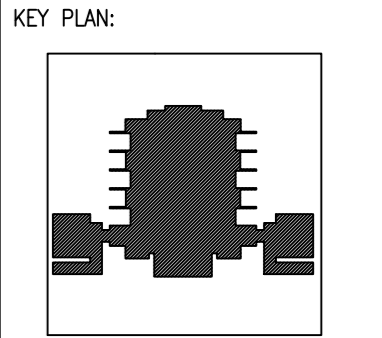
ROOF PLAN

SCALE 1:100



CLIENT:
MINISTRY OF ISLAMIC AFFAIRS

DESIGN AND CONSULTANCY:
SIARCH
PRIVATE LIMITED
LONUZIYARAIY MAGU, MALÉ, 20075, MALDIVES
EMAIL: INFO@SIARCH.DESIGN
HTTP://WWW.SIARCH.DESIGN



WARNING:

- This drawing shall not be used for construction unless certified.
- Contractor to verify all dimensions of existing works on site before commencing any work or preparing shop drawings.
- Do not scale drawings, use written dimensions only.
- This drawing is to be read in conjunction with the specifications and conditions of contract.
- This drawing and design is copyright and no portion may be reproduced without the permission of the Consultant

REVISIONS		
NO	DESCRIPTION	DATE

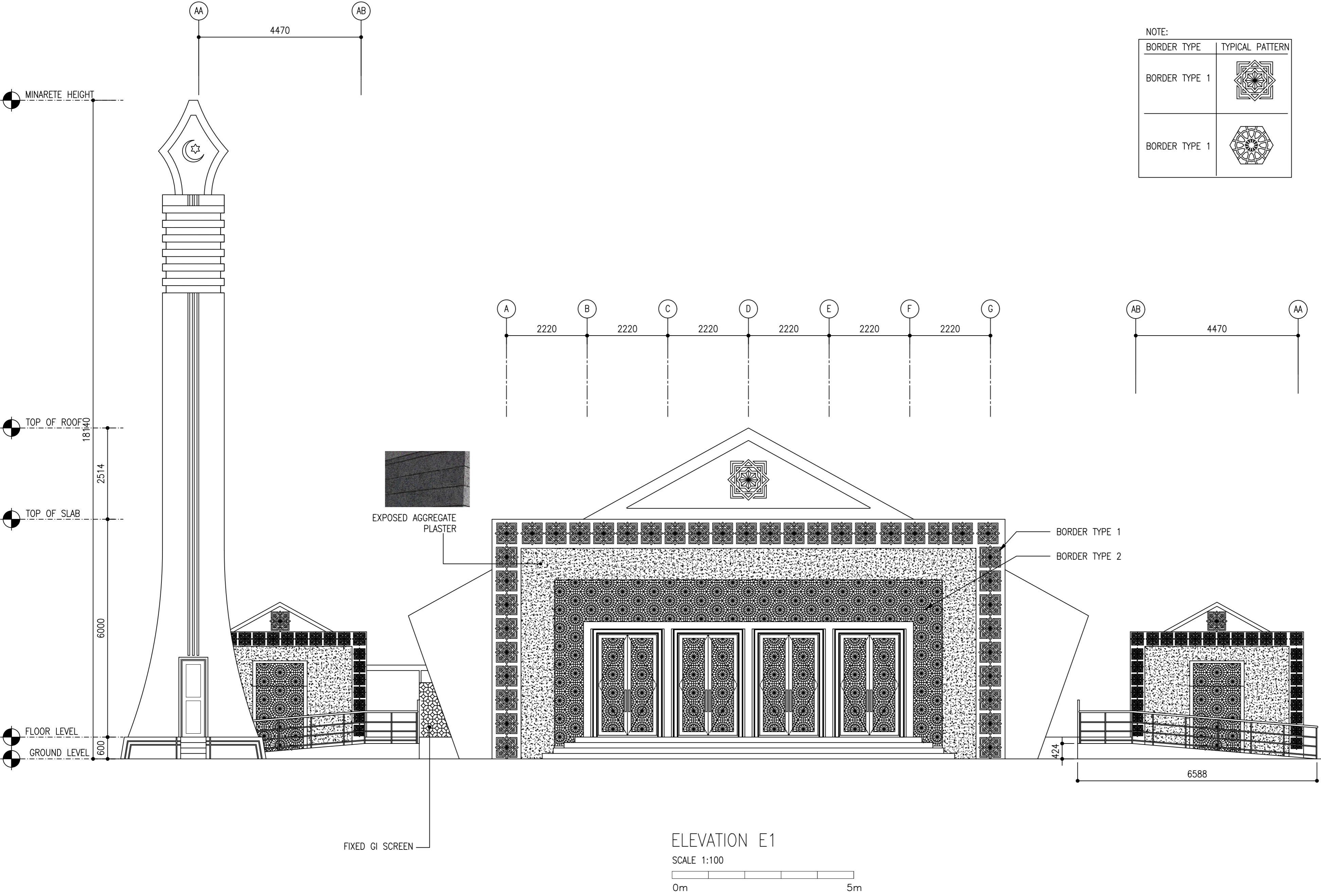
PROJECT:
PROPOSED MOSQUE FOR 300 PAX.

PHASE:
☐ CONCEPT DESIGN
☐ DESIGN DEVELOPMENT
☒ TENDER DOCUMENT
☐ FOR CONSTRUCTION
☐ AS BUILD DRAWINGS

DESIGNATION	NAME	SIGNATURE
PROJECT MANAGER	SIARCH PVT. LTD.	
STR. ENGINEER	KINNANATH HUSSAIN	
ARCHITECT	ALI WAJEEH	
CHECKED	MOHAMED SIRAJ	
DRAWN	ASHAN M.	

DWG. NAME:
ARCHITECTURAL

ROOF PLAN		
CODE	DATE	DWG. NO:
COM-32	16-09-18	AR05
FORMAT	A1 A2 A3	
SCALE	- - 1:100	ISSUE A
PDF FILE NAME: COM-32_MSQ_AB_AR05_A		



NOTE:

BORDER TYPE	TYPICAL PATTERN
BORDER TYPE 1	
BORDER TYPE 1	

CLIENT:
MINISTRY OF ISLAMIC AFFAIRS

DESIGN AND CONSULTANCY:
SIARCH
PRIVATE LIMITED
LONUZIYARAIY MAGU, MALE', 20075, MALDIVES
EMAIL: INFO@SIARCH.DESIGN
HTTP://WWW.SIARCH.DESIGN

KEY PLAN:

- WARNING:
- This drawing shall not be used for construction unless certified.
 - Contractor to verify all dimensions of existing works on site before commencing any work or preparing shop drawings.
 - Do not scale drawings, use written dimensions only.
 - This drawing is to be read in conjunction with the specifications and conditions of contract.
 - This drawing and design is copyright and no portion may be reproduced without the permission of the Consultant

REVISIONS		
NO	DESCRIPTION	DATE

PROJECT:
PROPOSED MOSQUE FOR 300 PAX.

- PHASE:
- ☐ CONCEPT DESIGN
 - ☐ DESIGN DEVELOPMENT
 - ☒ TENDER DOCUMENT
 - ☐ FOR CONSTRUCTION
 - ☐ AS BUILD DRAWINGS

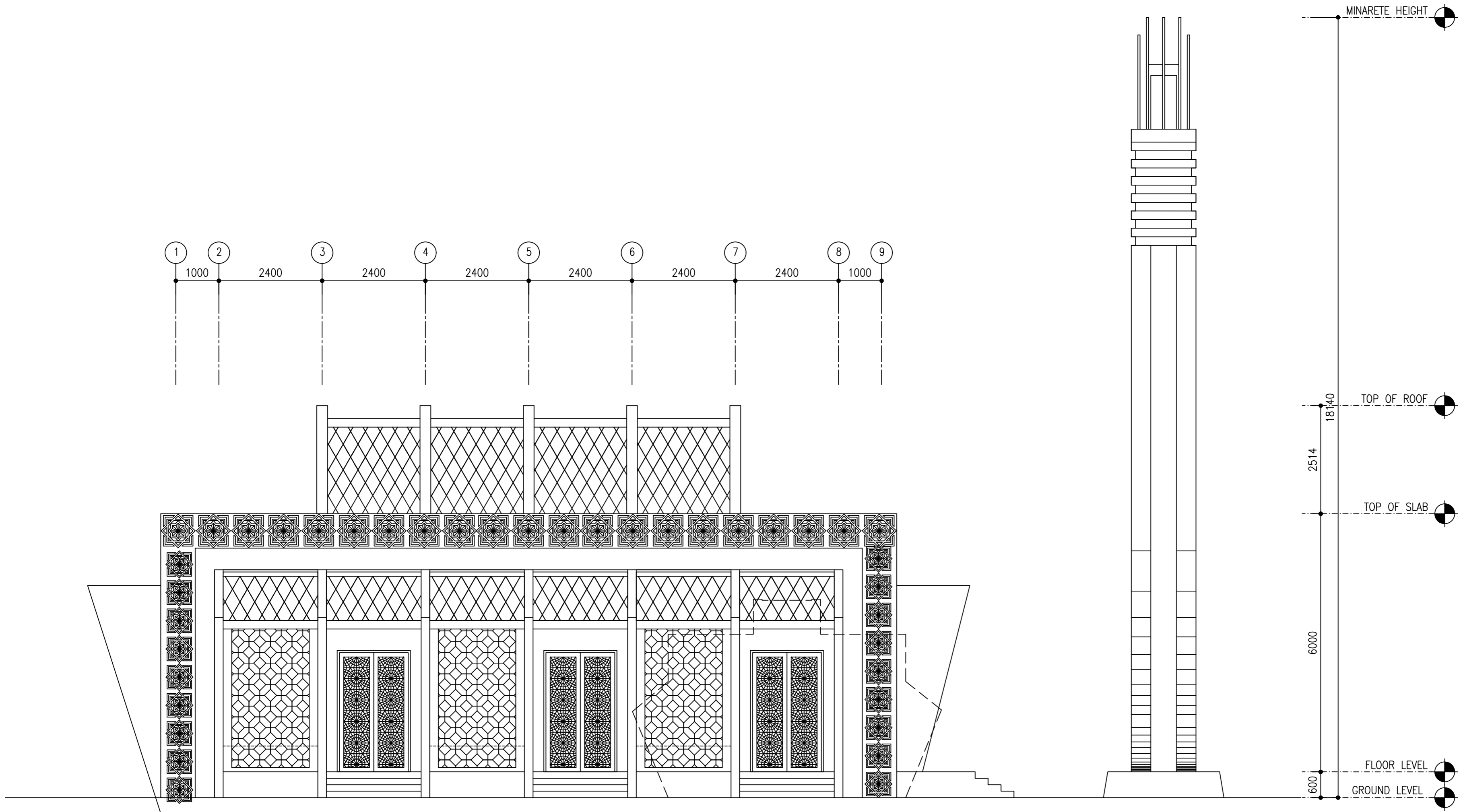
DESIGNATION	NAME	SIGNATURE
PROJECT MANAGER	SIARCH PVT LTD.	
STR. ENGINEER	KINNANATH HUSSAIN	
ARCHITECT	ALI WAJEEH	
CHECKED	MOHAMED SIRAJ	
DRAWN	ASHAN M.	

DWG. NAME:
ARCHITECTURAL

ELEVATION 01

CODE	DATE	DWG. NO:
COM-32	16-09-18	AR06
FORMAT	A1 A2 A3	
SCALE	- - 1:100	ISSUE A

PDF FILE NAME: COM-32_MSQ_AB_AR06_A

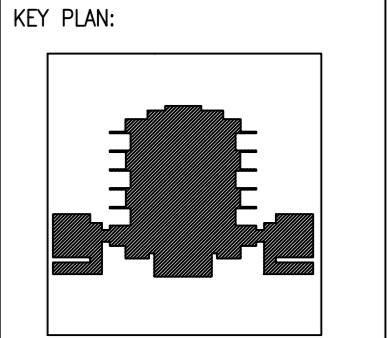


ELEVATION E2



CLIENT:
MINISTRY OF ISLAMIC AFFAIRS

DESIGN AND CONSULTANCY:
SIARCH
PRIVATE LIMITED
LONUZIYARAIY MAGU, MALE', 20075, MALDIVES
EMAIL: INFO@SIARCH.DESIGN
HTTP://WWW.SIARCH.DESIGN



WARNING:

- This drawing shall not be used for construction unless certified.
- Contractor to verify all dimensions of existing works on site before commencing any work or preparing shop drawings.
- Do not scale drawings, use written dimensions only.
- This drawing is to be read in conjunction with the specifications and conditions of contract.
- This drawing and design is copyright and no portion may be reproduced without the permission of the Consultant

REVISIONS		
NO	DESCRIPTION	DATE

PROJECT:
PROPOSED MOSQUE FOR 300 PAX.

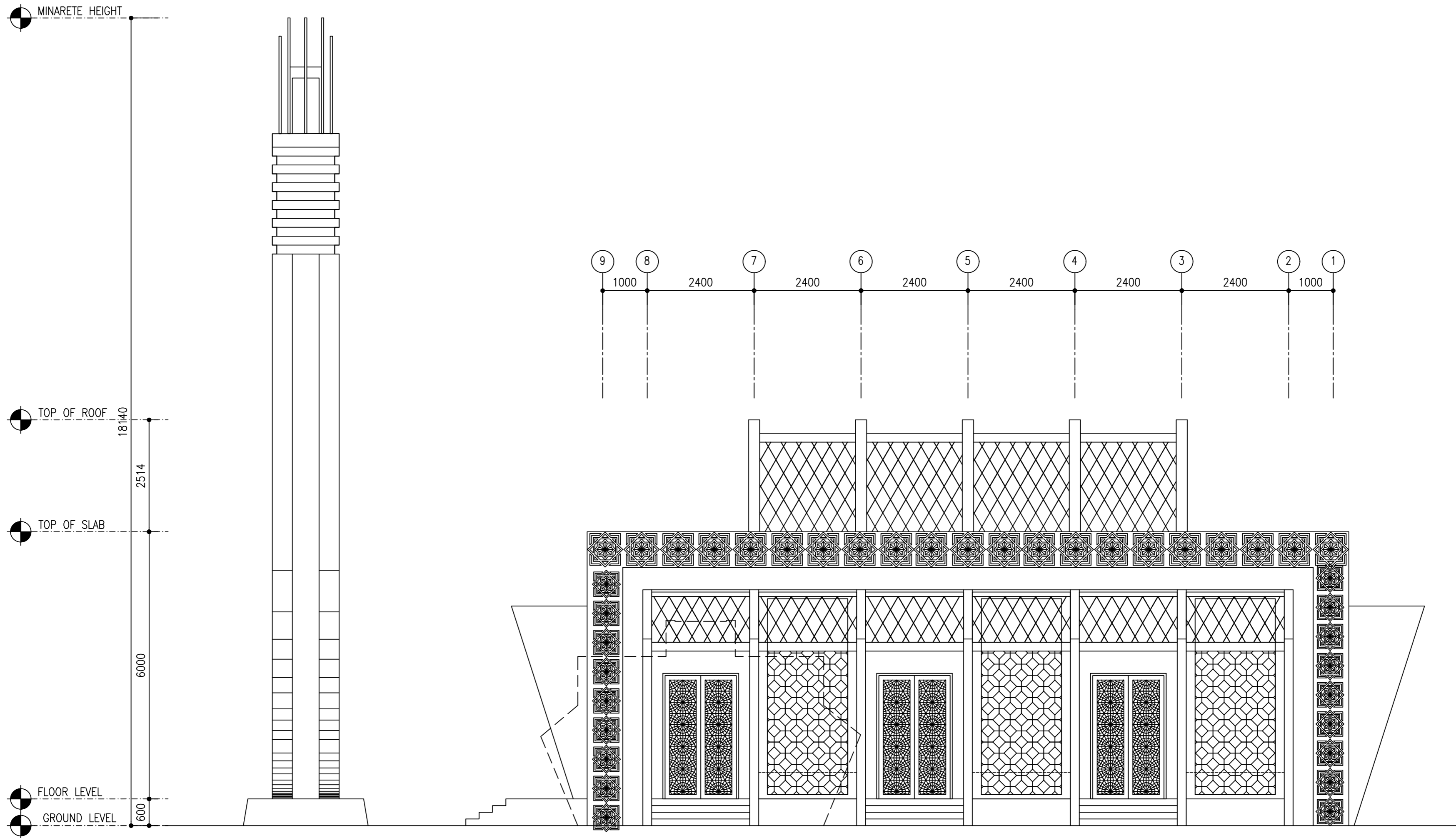
PHASE:
☐ CONCEPT DESIGN
☐ DESIGN DEVELOPMENT
☒ TENDER DOCUMENT
☐ FOR CONSTRUCTION
☐ AS BUILD DRAWINGS

DESIGNATION	NAME	SIGNATURE
PROJECT MANAGER	SIARCH PVT LTD.	
STR. ENGINEER	KINNANATH HUSSAIN	
ARCHITECT	ALI WAJEEH	
CHECKED	MOHAMED SIRAJ	
DRAWN	ASHAN M.	

DWG. NAME:
ARCHITECTURAL

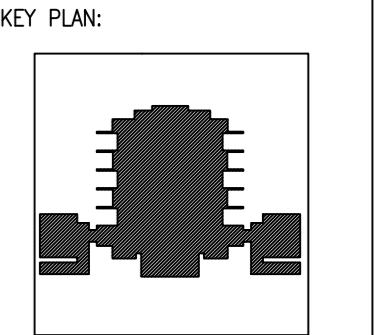
ELEVATION E2

CODE	DATE	DWG. NO:
COM-32	16-09-18	AR07
FORMAT	A1 A2 A3	
SCALE	- - 1:100	ISSUE A
PDF FILE NAME: COM-32_MSQ_AB_AR07_A		



CLIENT:
MINISTRY OF ISLAMIC AFFAIRS

DESIGN AND CONSULTANCY:
SIARCH
PRIVATE LIMITED
LONUZIYARAIY MAGU, MALE', 20075, MALDIVES
EMAIL: INFO@SIARCH.DESIGN
HTTP://WWW.SIARCH.DESIGN



- WARNING:
- This drawing shall not be used for construction unless certified.
 - Contractor to verify all dimensions of existing works on site before commencing any work or preparing shop drawings.
 - Do not scale drawings, use written dimensions only.
 - This drawing is to be read in conjunction with the specifications and conditions of contract.
 - This drawing and design is copyright and no portion may be reproduced without the permission of the Consultant

REVISIONS		
NO	DESCRIPTION	DATE

PROJECT:
PROPOSED MOSQUE FOR 300 PAX.

- PHASE:
- ☐ CONCEPT DESIGN
 - ☐ DESIGN DEVELOPMENT
 - ☒ TENDER DOCUMENT
 - ☐ FOR CONSTRUCTION
 - ☐ AS BUILD DRAWINGS

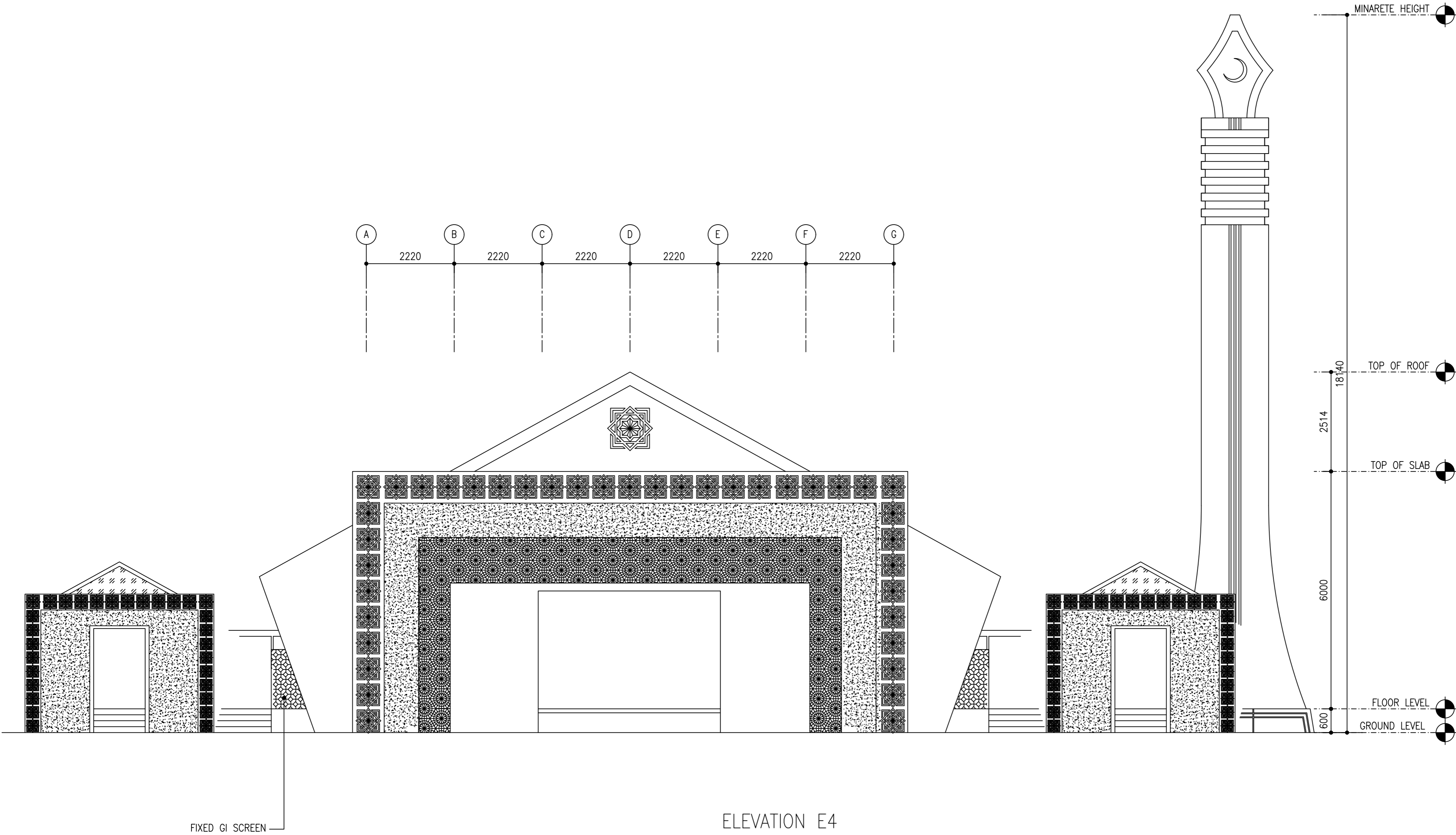
DESIGNATION	NAME	SIGNATURE
PROJECT MANAGER	SIARCH PVT LTD.	
STR. ENGINEER	KINNANATH HUSSAIN	
ARCHITECT	ALI WAJEEH	
CHECKED	MOHAMED SIRAJ	
DRAWN	ASHAN M.	

DWG. NAME:
ARCHITECTURAL

ELEVATION E3


CODE	DATE	DWG. NO:
COM-32	16-09-18	AR08
FORMAT	A1 A2 A3	
SCALE	- - 1:100	ISSUE A

PDF FILE NAME: COM-32_MSQ_AB_AR08_A



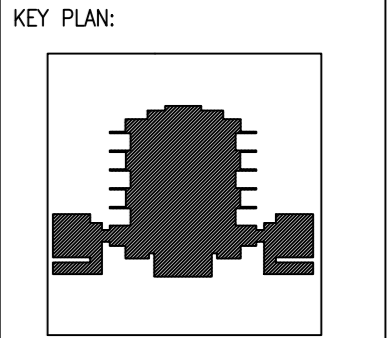
ELEVATION E4

SCALE 1:100



CLIENT:
MINISTRY OF ISLAMIC AFFAIRS

DESIGN AND CONSULTANCY:
SIARCH
PRIVATE LIMITED
LONUZIYAARIY MAGU, MALE', 20075, MALDIVES
EMAIL: INFO@SIARCH.DESIGN
HTTP://WWW.SIARCH.DESIGN



WARNING:

- This drawing shall not be used for construction unless certified.
- Contractor to verify all dimensions of existing works on site before commencing any work or preparing shop drawings.
- Do not scale drawings, use written dimensions only.
- This drawing is to be read in conjunction with the specifications and conditions of contract.
- This drawing and design is copyright and no portion may be reproduced without the permission of the Consultant

REVISIONS		
NO	DESCRIPTION	DATE

PROJECT:
PROPOSED MOSQUE FOR 300 PAX.

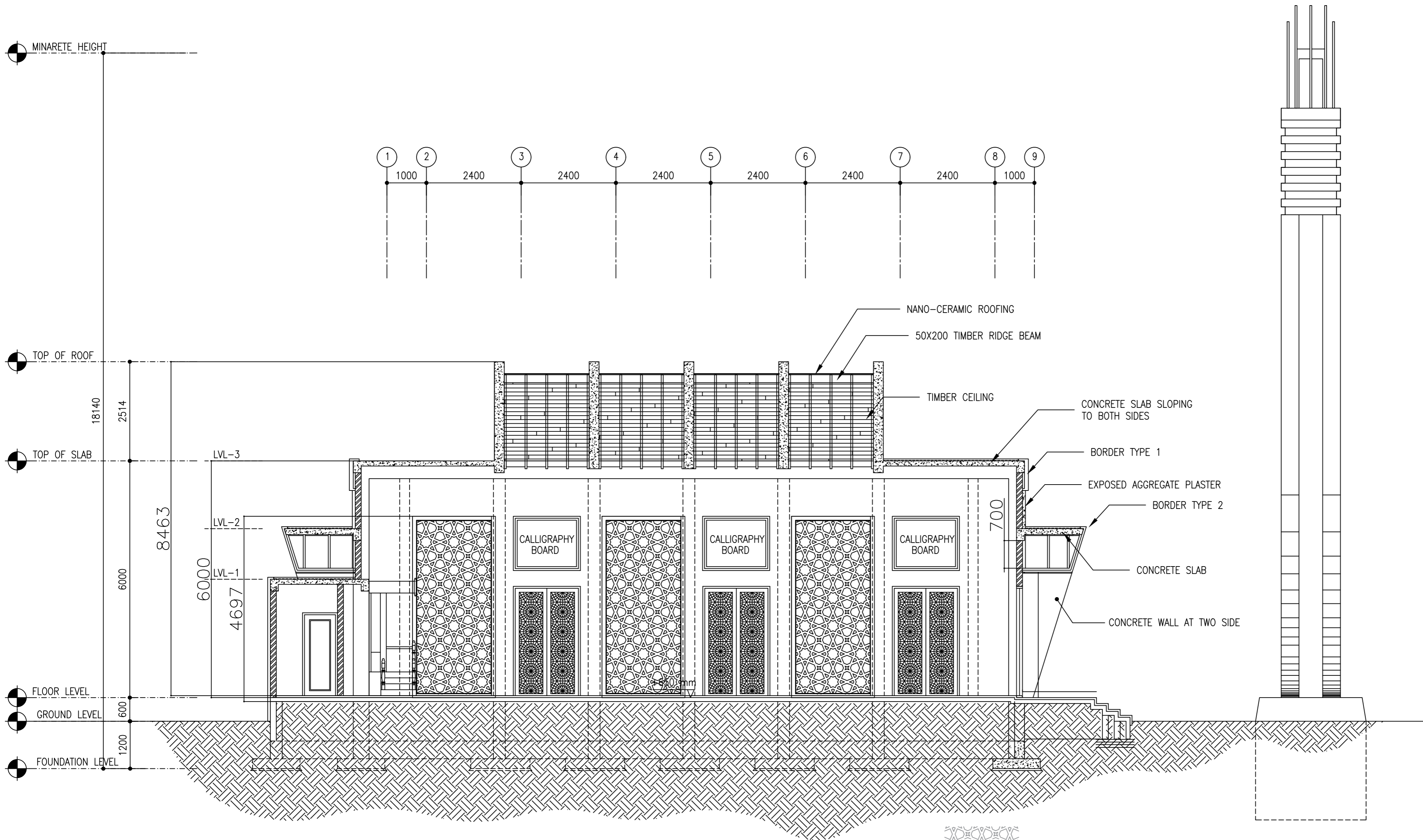
PHASE:
☐ CONCEPT DESIGN
☐ DESIGN DEVELOPMENT
☒ TENDER DOCUMENT
☐ FOR CONSTRUCTION
☐ AS BUILD DRAWINGS

DESIGNATION	NAME	SIGNATURE
PROJECT MANAGER	SIARCH PVT LTD.	
STR. ENGINEER	KINNANATH HUSSAIN	
ARCHITECT	ALI WAJEEH	
CHECKED	MOHAMED SIRAJ	
DRAWN	ASHAN M.	

DWG. NAME:
ARCHITECTURAL


ELEVATION E4

CODE	DATE	DWG. NO:
COM-32	16-09-18	AR09
FORMAT	A1 A2 A3	
SCALE	- - 1:100	ISSUE A
PDF FILE NAME: COM-32_MSQ_AB_AR09_A		



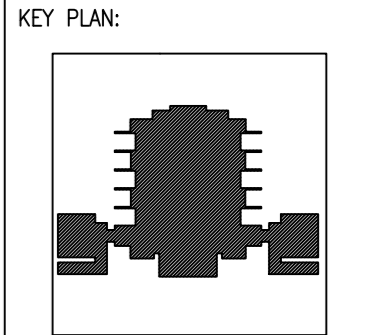
SECTION X-X

SCALE 1:100



CLIENT:
MINISTRY OF ISLAMIC AFFAIRS

DESIGN AND CONSULTANCY:
SIARCH
PRIVATE LIMITED
LONUZIYARAIY MAGU, MALE', 20075, MALDIVES
EMAIL: INFO@SIARCH.DESIGN
HTTP://WWW.SIARCH.DESIGN



- WARNING:
- This drawing shall not be used for construction unless certified.
 - Contractor to verify all dimensions of existing works on site before commencing any work or preparing shop drawings.
 - Do not scale drawings, use written dimensions only.
 - This drawing is to be read in conjunction with the specifications and conditions of contract.
 - This drawing and design is copyright and no portion may be reproduced without the permission of the Consultant

REVISIONS		
NO	DESCRIPTION	DATE

PROJECT:
PROPOSED MOSQUE FOR 300 PAX.

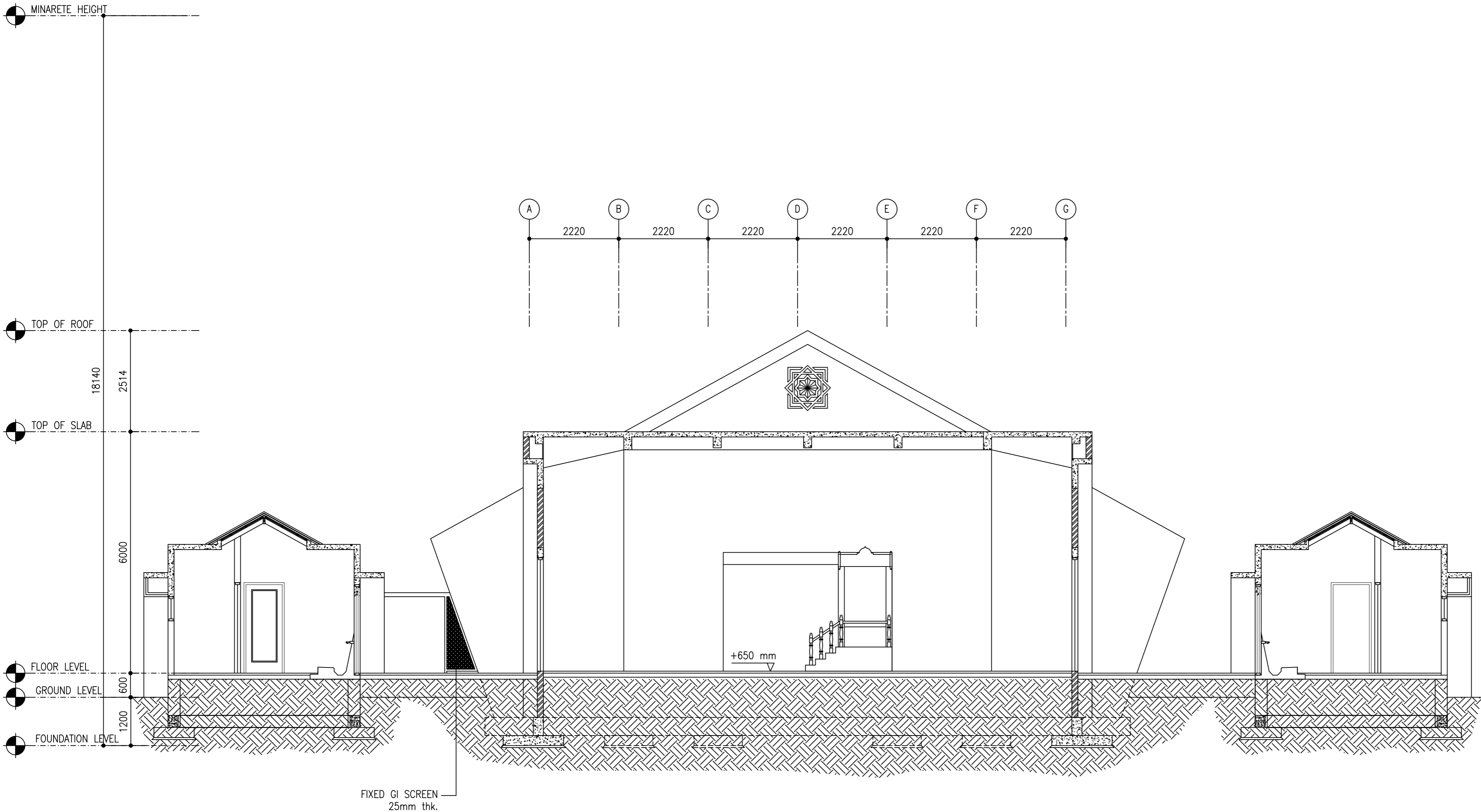
- PHASE:
- ☐ CONCEPT DESIGN
 - ☐ DESIGN DEVELOPMENT
 - ☒ TENDER DOCUMENT
 - ☐ FOR CONSTRUCTION
 - ☐ AS BUILD DRAWINGS

DESIGNATION	NAME	SIGNATURE
PROJECT MANAGER	SIARCH PVT LTD.	
STR. ENGINEER	KINNANATH HUSSAIN	
ARCHITECT	ALI WAJEEH	
CHECKED	MOHAMED SIRAJ	
DRAWN	ASHAN M.	

DWG. NAME:
ARCHITECTURAL


SECTION X-X

CODE	DATE	DWG. NO:
COM-32	16-09-18	AR10
FORMAT	A1 A2 A3	
SCALE	- - 1:100	ISSUE A
PDF FILE NAME: COM-32_MSQ_AB_AR10_A		



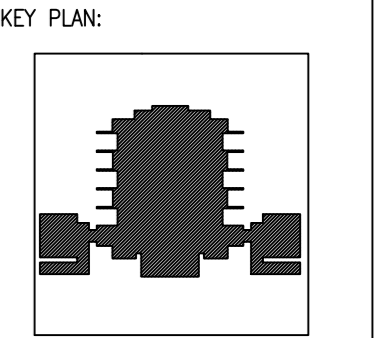
SECTION Y1-Y1

SCALE 1:100



CLIENT:
MINISTRY OF ISLAMIC AFFAIRS

DESIGN AND CONSULTANCY:
SIARCH
PRIVATE LIMITED
LONUZIYARAIY MAGU, MALE', 20075, MALDIVES
EMAIL: INFO@SIARCH.DESIGN
HTTP://WWW.SIARCH.DESIGN



- WARNING:
- This drawing shall not be used for construction unless certified.
 - Contractor to verify all dimensions of existing works on site before commencing any work or preparing shop drawings.
 - Do not scale drawings, use written dimensions only.
 - This drawing is to be read in conjunction with the specifications and conditions of contract.
 - This drawing and design is copyright and no portion may be reproduced without the permission of the Consultant

REVISIONS		
NO	DESCRIPTION	DATE

PROJECT:
PROPOSED MOSQUE FOR 300 PAX.

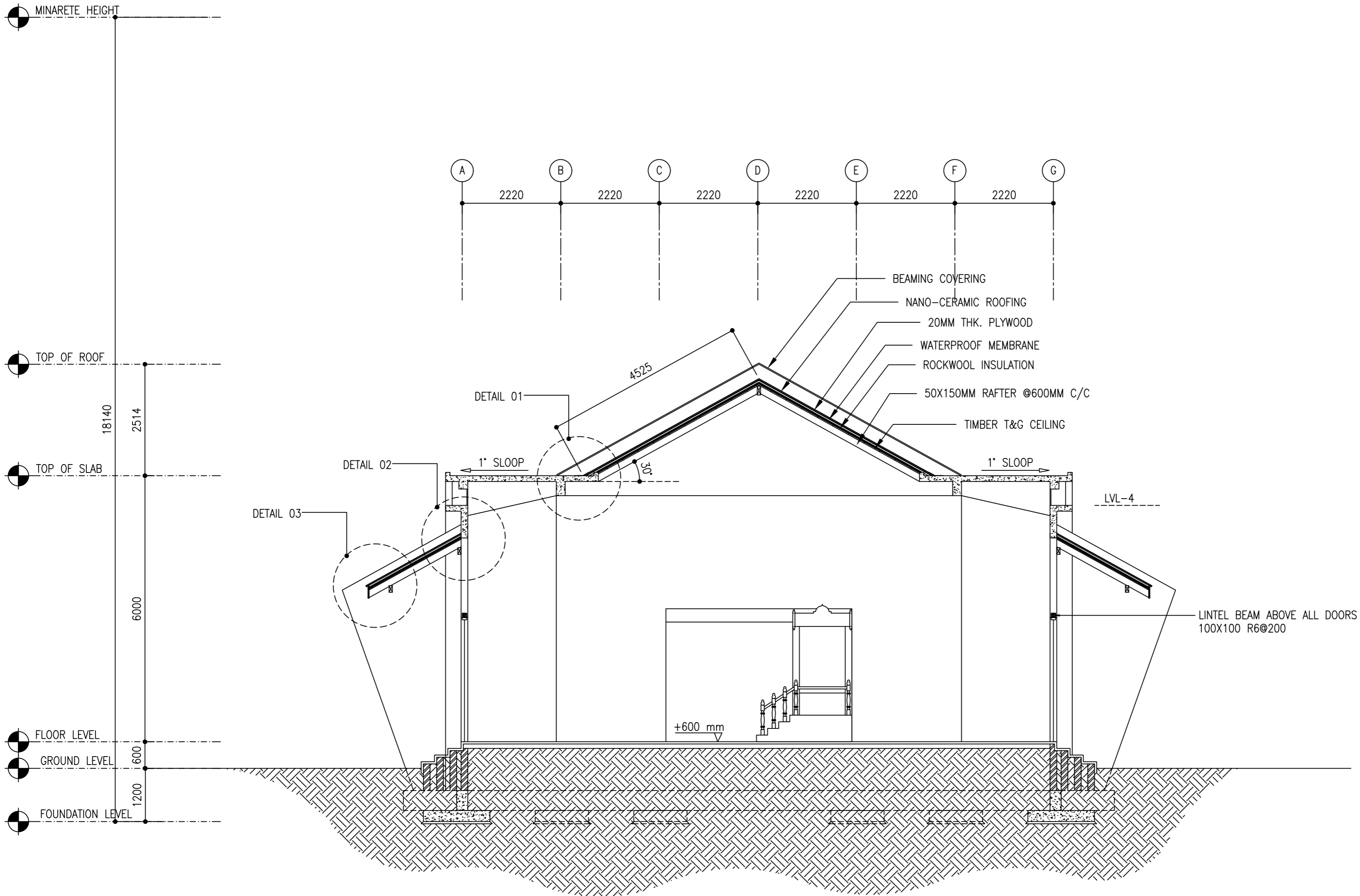
- PHASE:
- ☐ CONCEPT DESIGN
 - ☐ DESIGN DEVELOPMENT
 - ☒ TENDER DOCUMENT
 - ☐ FOR CONSTRUCTION
 - ☐ AS BUILD DRAWINGS

DESIGNATION	NAME	SIGNATURE
PROJECT MANAGER	SIARCH PVT LTD.	
STR. ENGINEER	KINNANATH HUSSAIN	
ARCHITECT	ALI WAJEEH	
CHECKED	MOHAMED SIRAJ	
DRAWN	ASHAN M.	

DWG. NAME:
ARCHITECTURAL


SECTION Y1-Y1

CODE	DATE	DWG. NO:
COM-32	16-09-18	AR11
FORMAT	A1 A2 A3	
SCALE	- - 1:100	ISSUE A
PDF FILE NAME: COM-32_MSQ_AB_AR11_A		



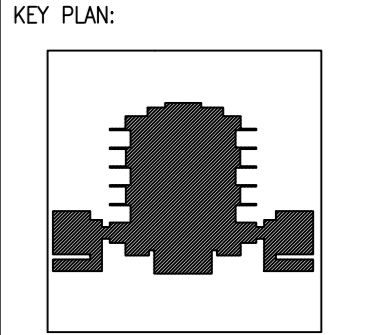
SECTION Y2-Y2

SCALE 1:100



CLIENT:
MINISTRY OF ISLAMIC AFFAIRS

DESIGN AND CONSULTANCY:
SIARCH
PRIVATE LIMITED
LONUZIYARAIY MAGU, MALE', 20075, MALDIVES
EMAIL: INFO@SIARCH.DESIGN
HTTP://WWW.SIARCH.DESIGN



WARNING:

- This drawing shall not be used for construction unless certified.
- Contractor to verify all dimensions of existing works on site before commencing any work or preparing shop drawings.
- Do not scale drawings, use written dimensions only.
- This drawing is to be read in conjunction with the specifications and conditions of contract.
- This drawing and design is copyright and no portion may be reproduced without the permission of the Consultant

REVISIONS		
NO	DESCRIPTION	DATE

PROJECT:
PROPOSED MOSQUE FOR 300 PAX.

PHASE:
☐ CONCEPT DESIGN
☐ DESIGN DEVELOPMENT
☒ TENDER DOCUMENT
☐ FOR CONSTRUCTION
☐ AS BUILD DRAWINGS

DESIGNATION	NAME	SIGNATURE
PROJECT MANAGER	SIARCH PVT LTD.	
STR. ENGINEER	KINNANATH HUSSAIN	
ARCHITECT	ALI WAJEEH	
CHECKED	MOHAMED SIRAJ	
DRAWN	ASHAN M.	

DWG. NAME:
ARCHITECTURAL

SECTION Y2-Y2

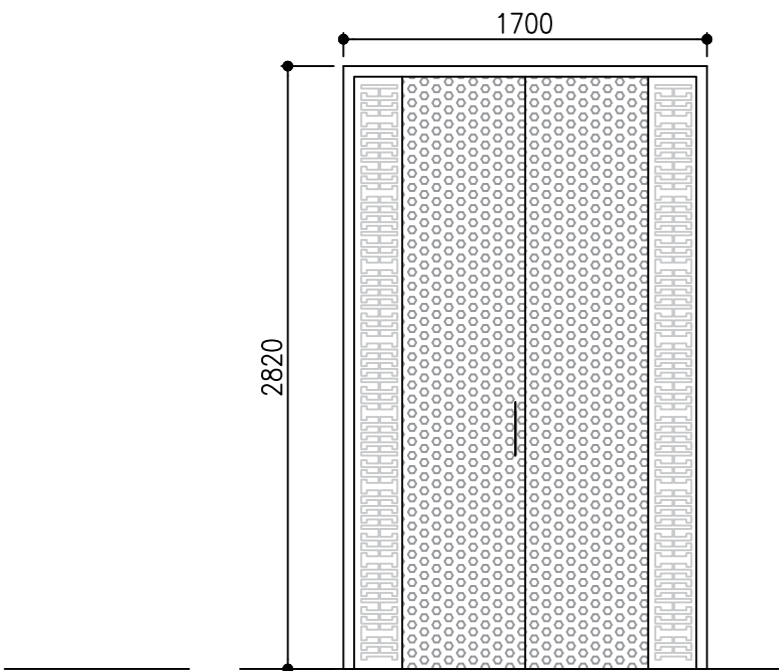
CODE	DATE	DWG. NO:
COM-32	16-09-18	AR12
FORMAT	A1 A2 A3	
SCALE	- - 1:100	ISSUE A

PDF FILE NAME: COM-32_MSQ_AB_AR12_A

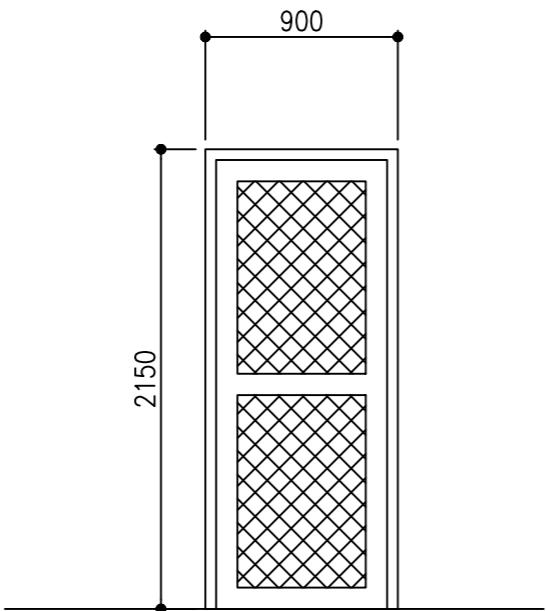
SYMBOL	D1	TOTAL = 10 nos.
AREA		G.A. = 3.64 m ²

D2	TOTAL = 03 nos.
	G.A. = 1.85 m ²

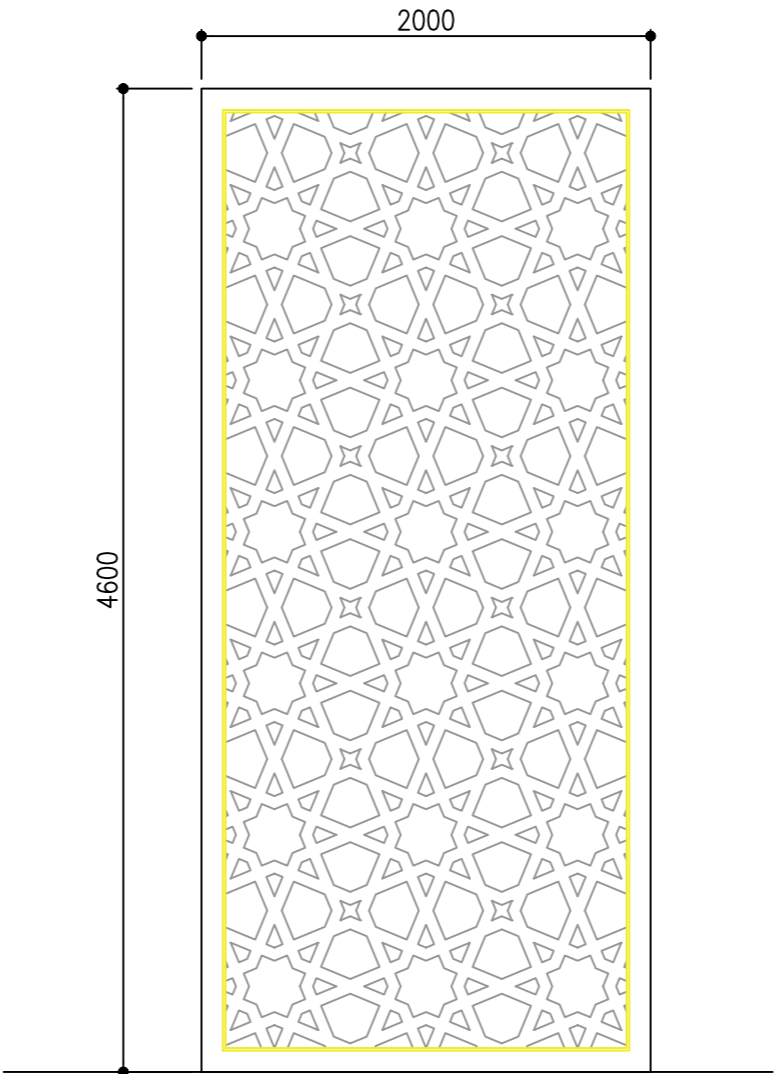
W1	TOTAL = 06 nos.
	G.A. = 0.00 m ²



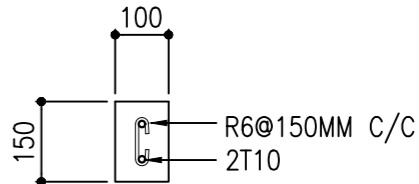
LOCATION	GROUND
QUANTITY	10
DOOR FRAME	POWDER COATED ALMINIUM FRAME
DOOR PANEL	POWDER COATED ALMINIUM DOOR PANEL
LOCK/HINGES	BUTT HINGE (SILVER) x 4 MORTISE LOCK x2
FINISHES	WOOD STAIN FINISH
REMARKS	-



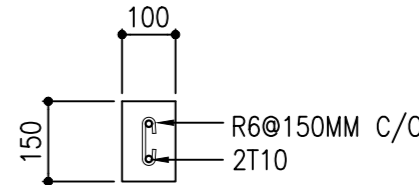
GROUND
03
POWDER COATED ALMINIUM FRAME
POWDER COATED ALMINIUM DOOR PANEL
BUTT HINGE (SILVER) x 4 MORTISE LOCK x2
WOOD STAIN FINISH
-



GROUND
06
POWDER COATED ALMINIUM FRAME
POWDER COATED ALUMINUM WITH 6mm FLOAT GLASS
BRUSHED METAL (SILVER)
WPC JAALI FIXED ON GLASS
FIXED WINDOW



LINTEL BEAM ABOVE ALL WINDOWS & DOORS




SILL BEAM BELOW ALL WINDOWS

NOTE:

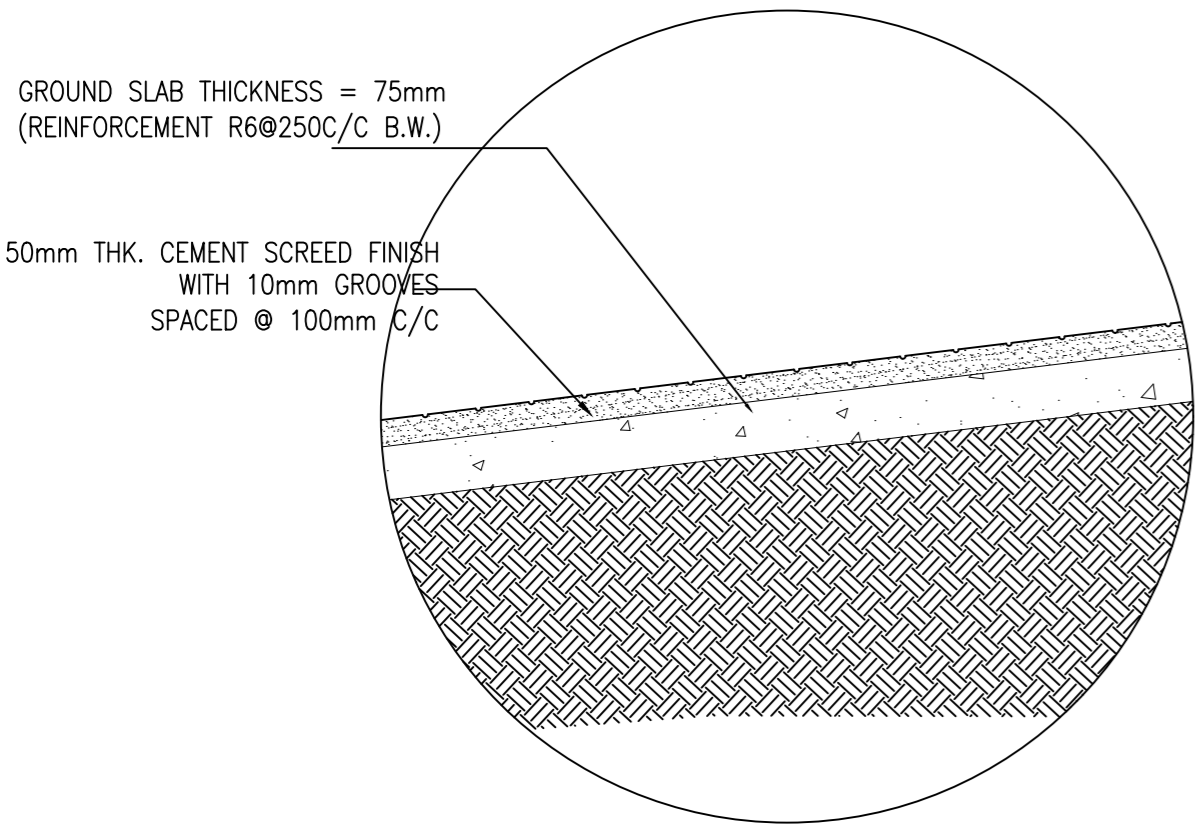
G: 6mm thk glazing
FG: 6mm thk fixed glazing
PP: 35mm thk H/W framed ply door panel
SD: 35mm thk solid H/W door panel
AL: Aluminum louvers

DOOR AND WINDOW SCHEDULE 01

SCALE 1:50



CLIENT: MINISTRY OF ISLAMIC AFFAIRS		
DESIGN AND CONSULTANCY: SIARCH PRIVATE LIMITED LONUZIYAARAIY MAGU,MALE',20075,MALDIVES EMAIL: INFO@SIARCH.DESIGN HTTP://WWW.SIARCH.DESIGN		
KEY PLAN: 		
WARNING: <ul style="list-style-type: none">- This drawing shall not be used for construction unless certified.- Contractor to verify all dimensions of existing works on site before commencing any work or preparing shop drawings.- Do not scale drawings, use written dimensions only.- This drawing is to be read in conjunction with the specifications and conditions of contract.- This drawing and design is copyright and no portion may be reproduced without the permission of the Consultant		
REVISIONS		
NO	DESCRIPTION	DATE
PROJECT: PROPOSED MOSQUE FOR 300 PAX.		
PHASE: <input type="radio"/> CONCEPT DESIGN <input type="radio"/> DESIGN DEVELOPMENT <input checked="" type="radio"/> TENDER DOCUMENT <input type="radio"/> FOR CONSTRUCTION <input type="radio"/> AS BUILD DRAWINGS		
DESIGNATION	NAME	SIGNATURE
PROJECT MANAGER	SIARCH PVT LTD.	
STR. ENGINEER	KINNANATH HUSSAIN	
ARCHITECT	ALI WAJEEH	
CHECKED	MOHAMED SIRAJ	
DRAWN	ASHAN M.	
DWG. NAME: ARCHITECTURAL		
DOOR WINDOW SCHEDULE		
CODE COM-32	DATE 16-09-18	DWG. NO: AR14
FORMAT A1	A2	A3
SCALE -	-	1:100
ISSUE A		
PDF FILE NAME:COM-32_MSQ_AB_AR14_A		

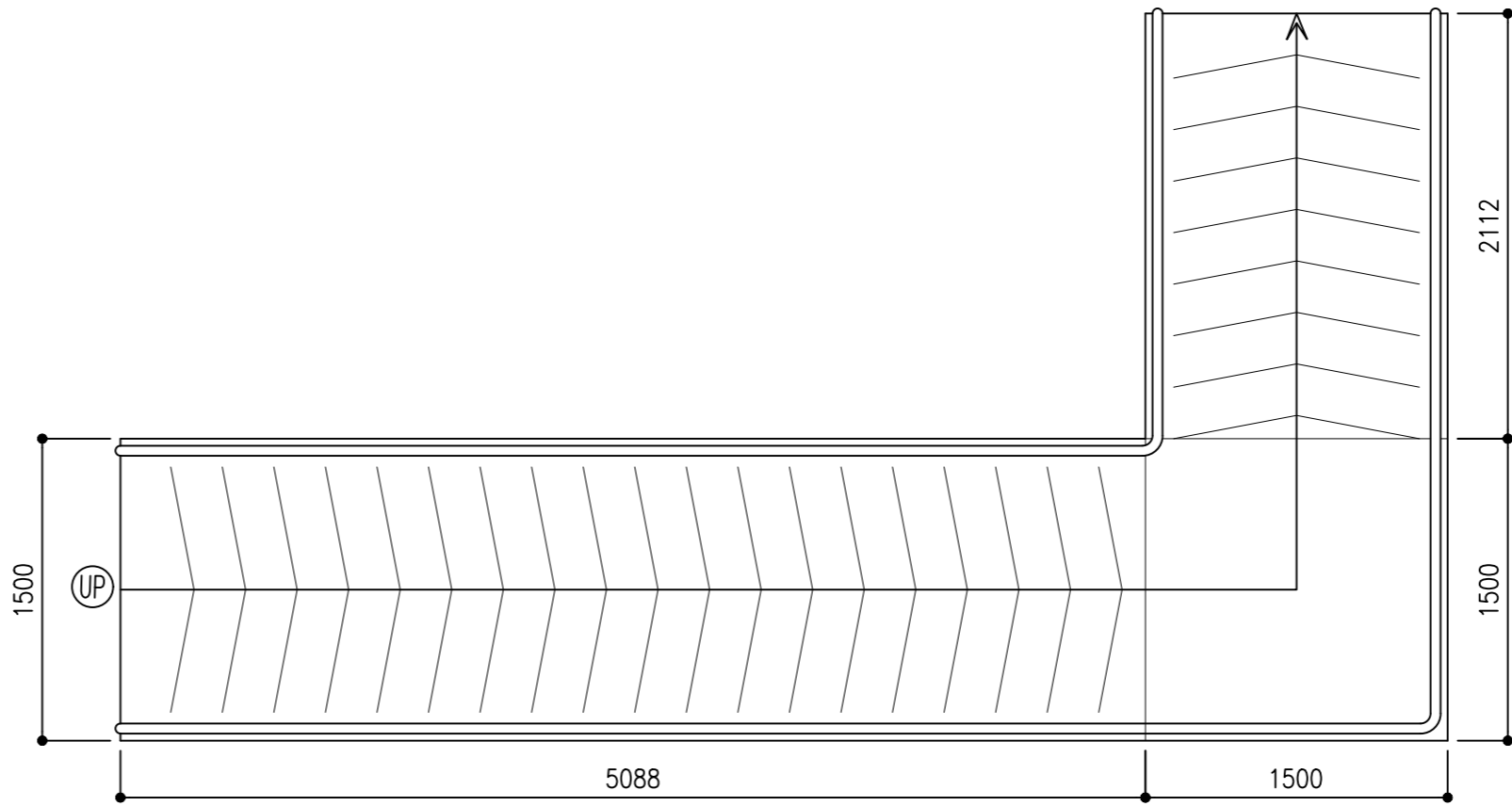



GROUND SLAB THICKNESS = 75mm
(REINFORCEMENT R6@250C/C B.W.)

50mm THK. CEMENT SCREED FINISH
WITH 10mm GROOVES
SPACED @ 100mm C/C

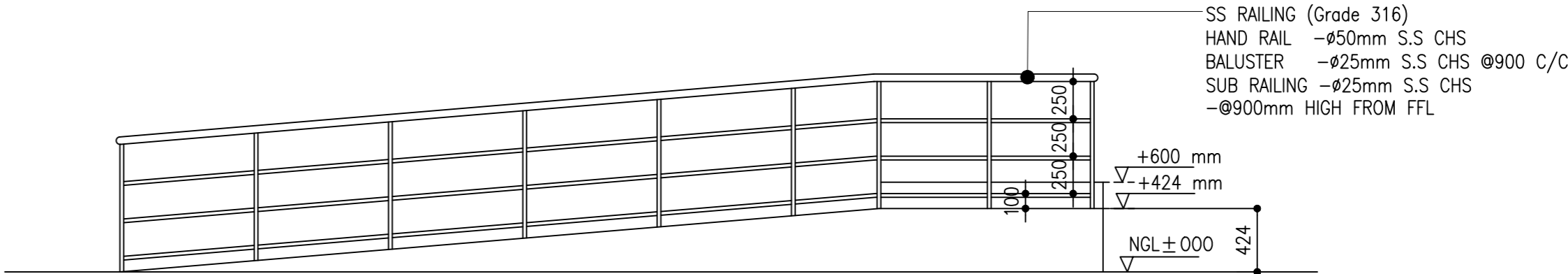

RAMP SECTIONAL DETAIL

SCALE 1:20




RAMP PLAN

SCALE 1:50



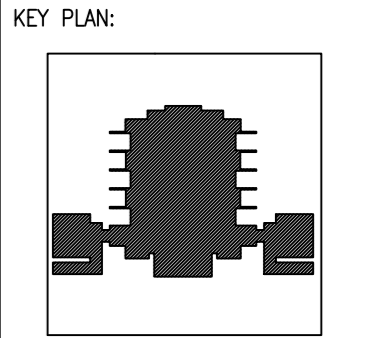
RAMP ELEVATION R1

SCALE 1:50



CLIENT:
MINISTRY OF ISLAMIC AFFAIRS

DESIGN AND CONSULTANCY:
SIARCH
PRIVATE LIMITED
LONUZIYARAIY MAGU, MALE', 20075, MALDIVES
EMAIL: INFO@SIARCH.DESIGN
HTTP://WWW.SIARCH.DESIGN



WARNING:

- This drawing shall not be used for construction unless certified.
- Contractor to verify all dimensions of existing works on site before commencing any work or preparing shop drawings.
- Do not scale drawings, use written dimensions only.
- This drawing is to be read in conjunction with the specifications and conditions of contract.
- This drawing and design is copyright and no portion may be reproduced without the permission of the Consultant

REVISIONS		
NO	DESCRIPTION	DATE

PROJECT:
**PROPOSED
MOSQUE FOR
300 PAX.**

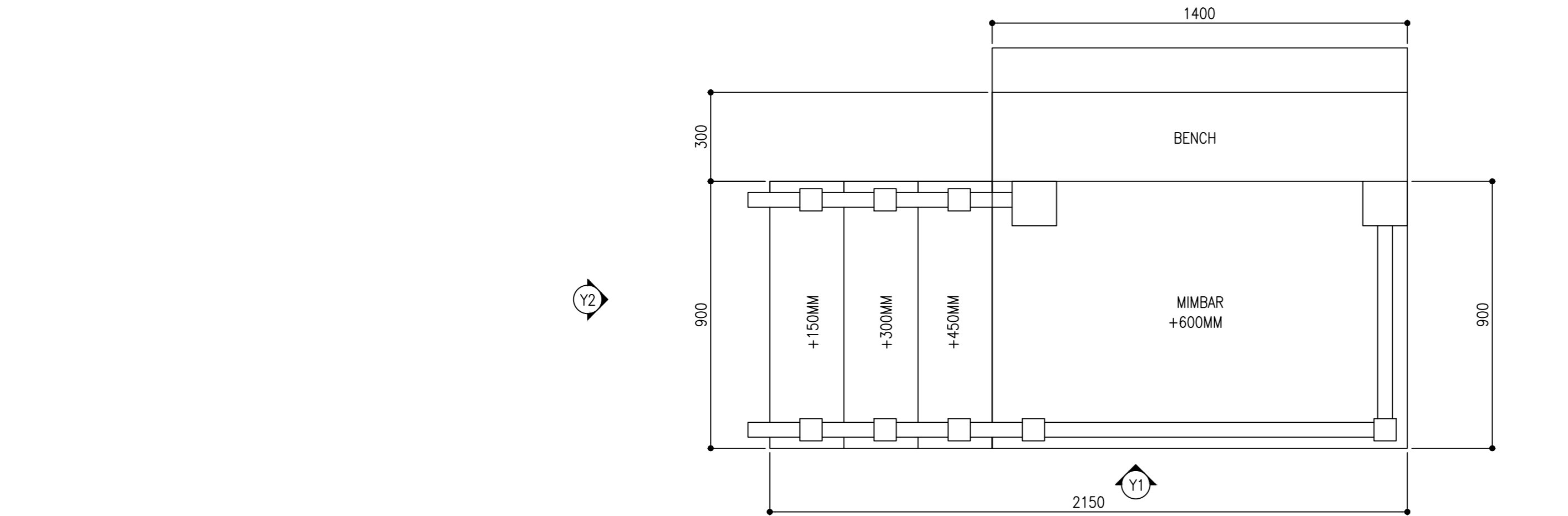
PHASE:
☐ CONCEPT DESIGN
☐ DESIGN DEVELOPMENT
☒ TENDER DOCUMENT
☐ FOR CONSTRUCTION
☐ AS BUILD DRAWINGS

DESIGNATION	NAME	SIGNATURE
PROJECT MANAGER	SIARCH PVT LTD.	
STR. ENGINEER	KINNANATH HUSSAIN	
ARCHITECT	ALI WAJEEH	
CHECKED	MOHAMED SIRAJ	
DRAWN	ASHAN M.	

DWG. NAME:
ARCHITECTURAL

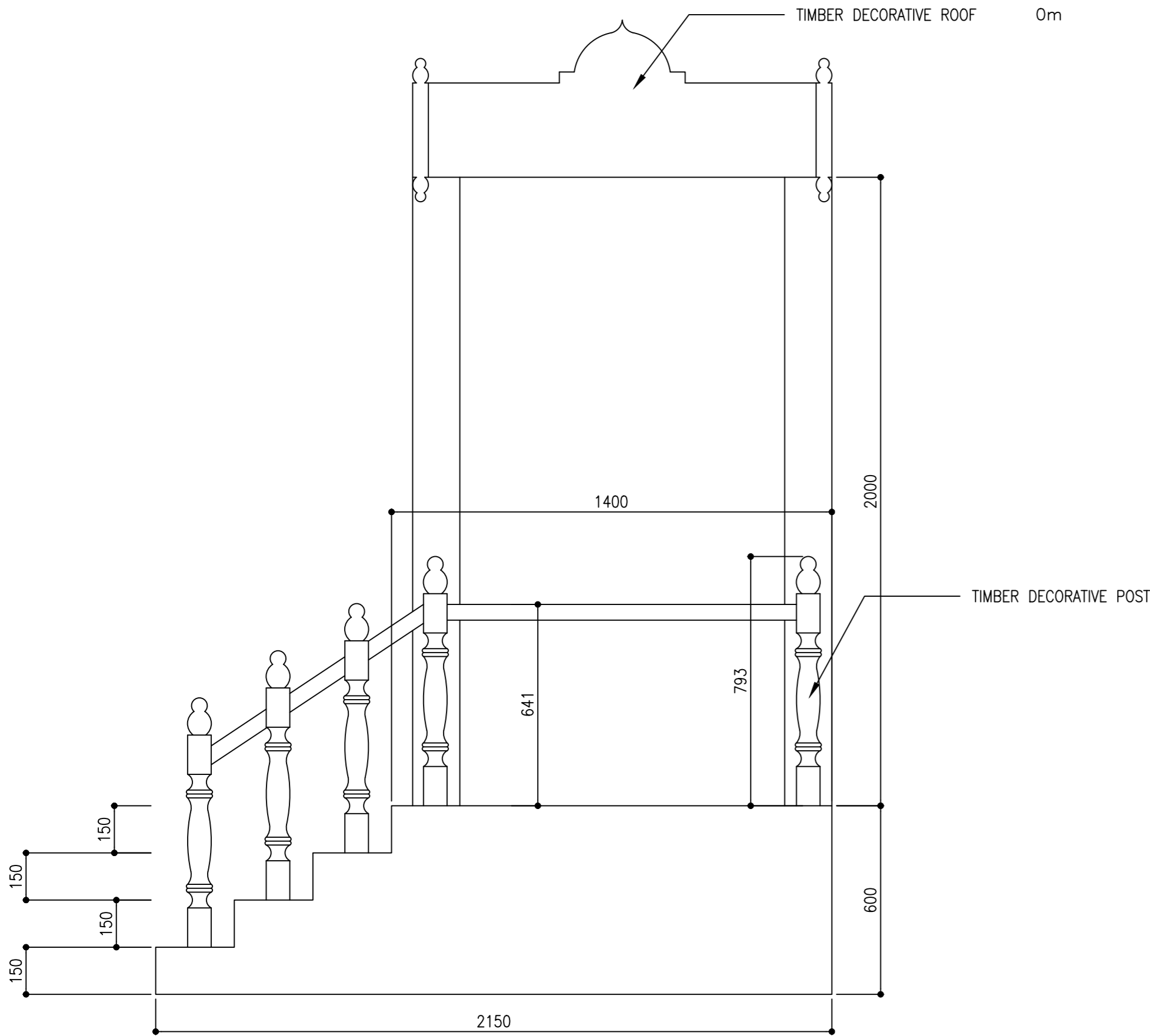

**ARCHITECTURAL
DETAIL 01**

CODE COM-32	DATE 16-09-18	DWG. NO: AR15
FORMAT A1	A2 A3	ISSUE A
SCALE -	-	1:50
PDF FILE NAME: COM-32_MSQ_AB_AR15_A		



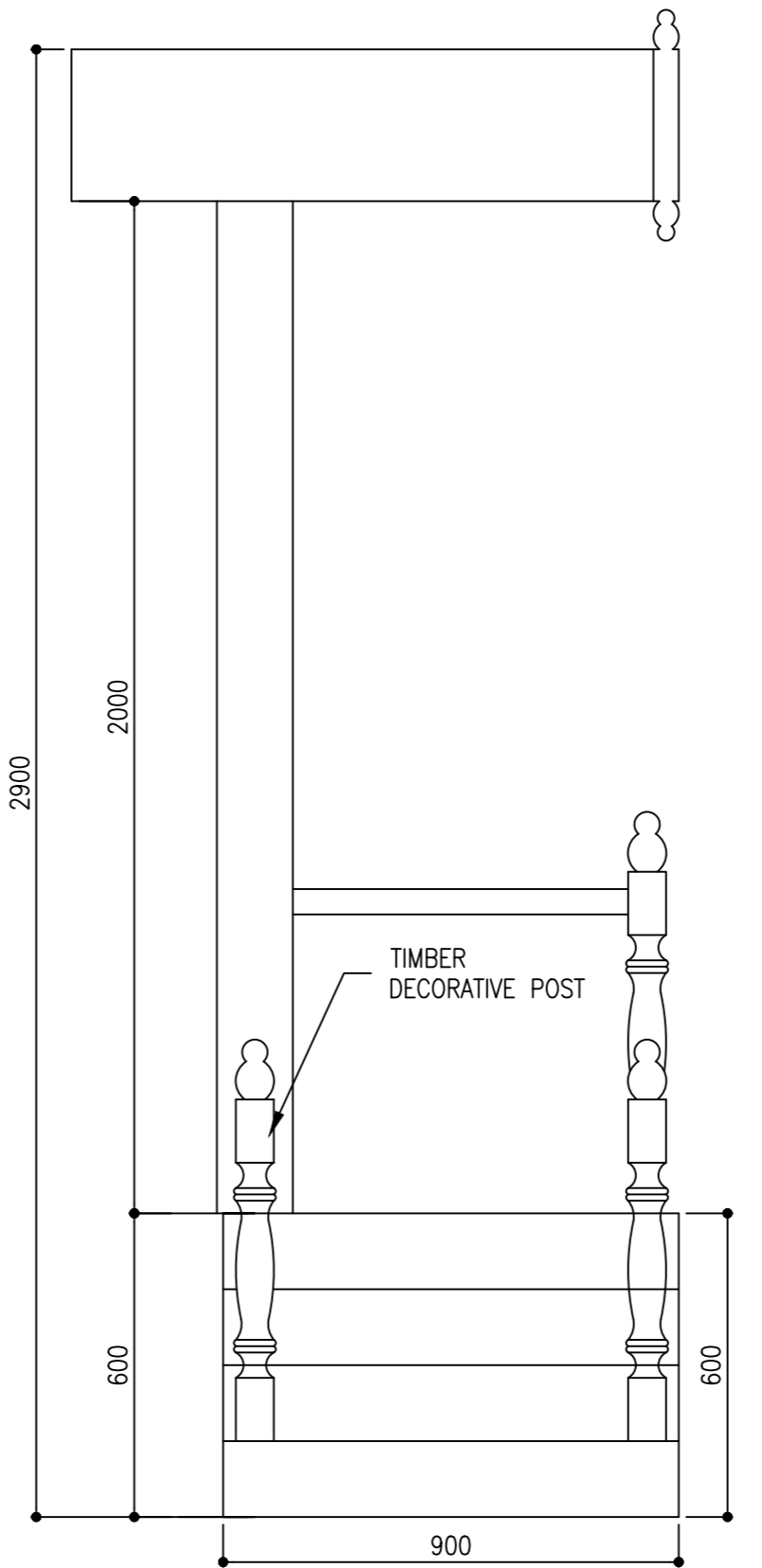

PLAN VIEW

SCALE 1:20



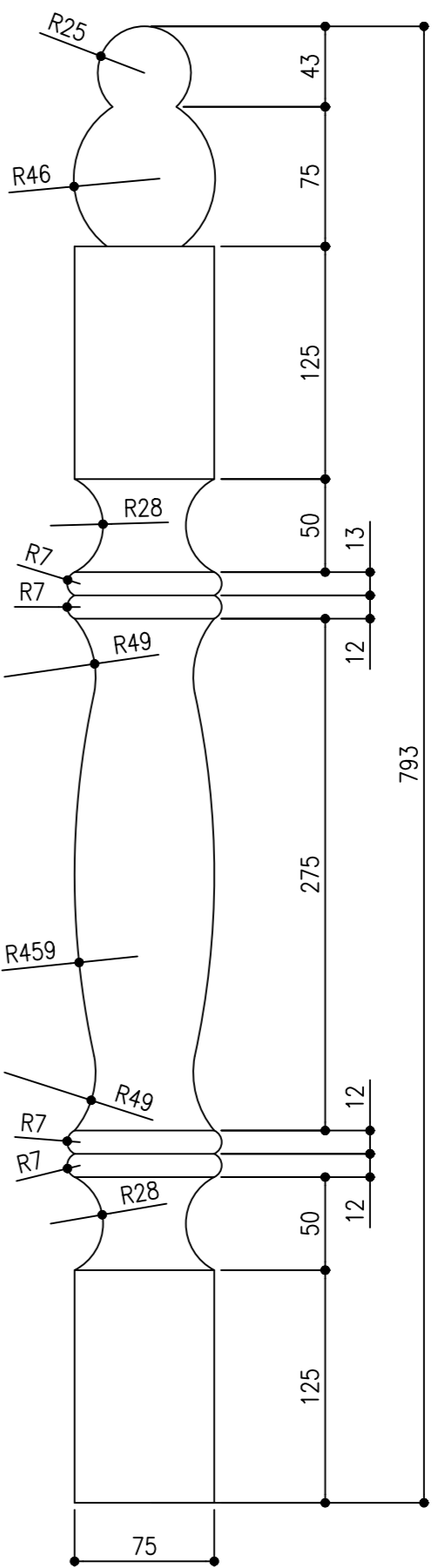
ELEVATION Y1

SCALE 1:20




ELEVATION Y2

SCALE 1:20



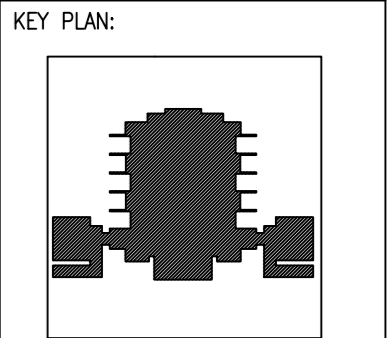
RAILING POST DETAIL

SCALE 1:20



CLIENT:
MINISTRY OF ISLAMIC AFFAIRS

DESIGN AND CONSULTANCY:
SIARCH
PRIVATE LIMITED
LONUZIYARAIY MAGU, MALE, 20075, MALDIVES
EMAIL: INFO@SIARCH.DESIGN
HTTP://WWW.SIARCH.DESIGN



WARNING:

- This drawing shall not be used for construction unless certified.
- Contractor to verify all dimensions of existing works on site before commencing any work or preparing shop drawings.
- Do not scale drawings, use written dimensions only.
- This drawing is to be read in conjunction with the specifications and conditions of contract.
- This drawing and design is copyright and no portion may be reproduced without the permission of the Consultant

REVISIONS		
NO	DESCRIPTION	DATE

PROJECT:
PROPOSED
MOSQUE FOR
300 PAX.

PHASE:
☐ CONCEPT DESIGN
☐ DESIGN DEVELOPMENT
☒ TENDER DOCUMENT
☐ FOR CONSTRUCTION
☐ AS BUILD DRAWINGS

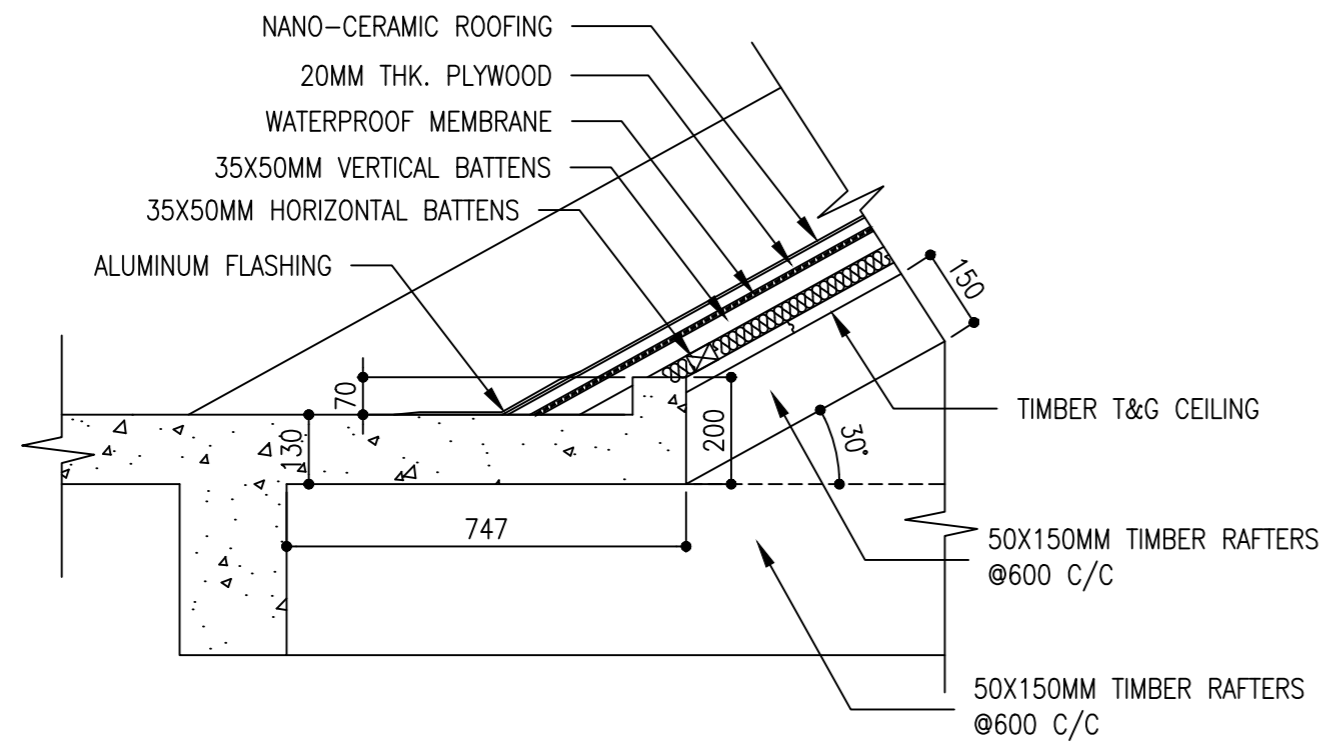
DESIGNATION	NAME	SIGNATURE
PROJECT MANAGER	SIARCH PVT LTD.	
STR. ENGINEER	KINNANATH HUSSAIN	
ARCHITECT	ALI WAJEEH	
CHECKED	MOHAMED SIRAJ	
DRAWN	ASHAN M.	

DWG. NAME:
ARCHITECTURAL

ARCHITECTURAL
DETAIL 02

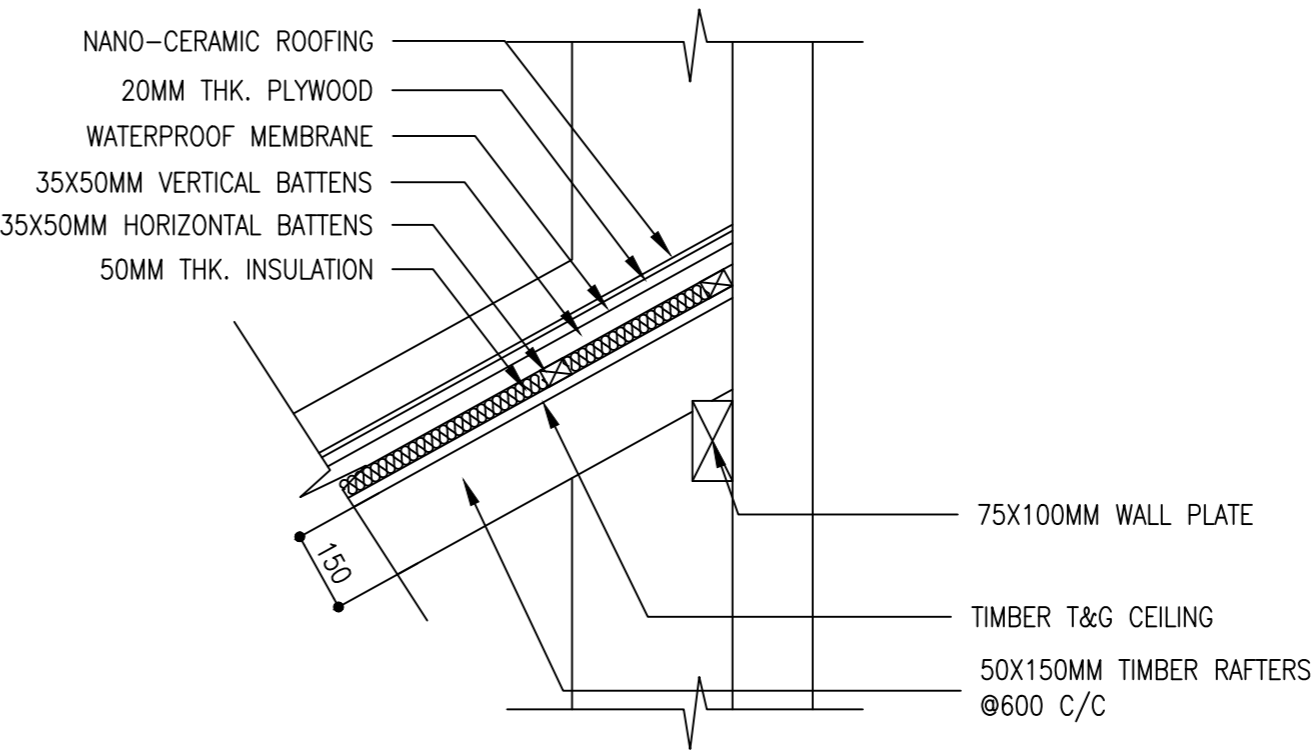

CODE COM-32	DATE 16-09-18	DWG. NO: AR16
FORMAT A1	A2	A3
SCALE -	-	1:20
ISSUE A		

PDF FILE NAME: COM-32_MSQ_AB_AR16_A



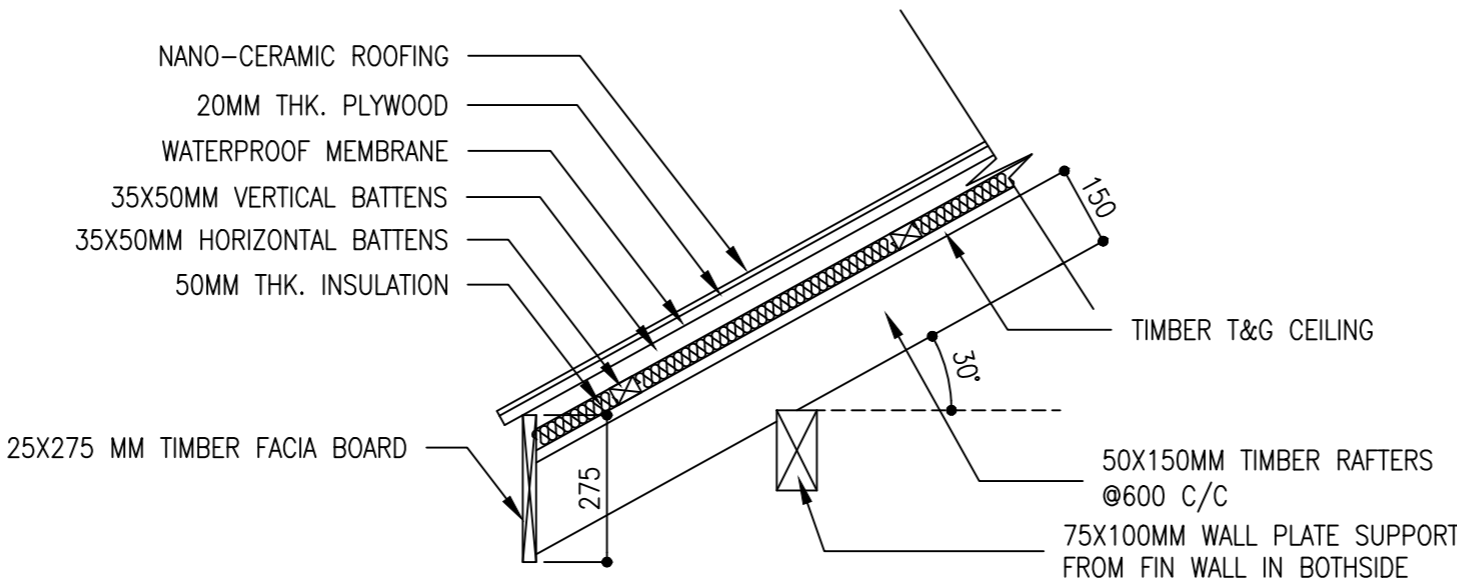

DETAIL 01- ROOF SLAB CONNECTION

SCALE 1:20




DETAIL 02- ROOF SHADE DETAIL

SCALE 1:20



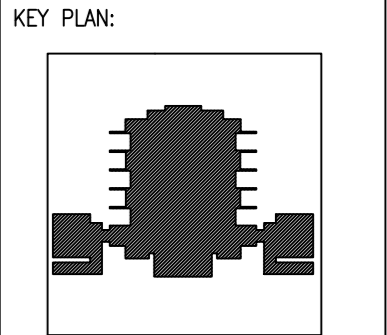
DETAIL 03- ROOF SHADE DETAIL

SCALE 1:20



CLIENT:
MINISTRY OF ISLAMIC AFFAIRS

DESIGN AND CONSULTANCY:
SIARCH
PRIVATE LIMITED
LONUZIYAARAIY MAGU,MALE',20075,MALDIVES
EMAIL: INFO@SIARCH.DESIGN
HTTP://WWW.SIARCH.DESIGN



WARNING:

- This drawing shall not be used for construction unless certified.
- Contractor to verify all dimensions of existing works on site before commencing any work or preparing shop drawings.
- Do not scale drawings, use written dimensions only.
- This drawing is to be read in conjunction with the specifications and conditions of contract.
- This drawing and design is copyright and no portion may be reproduced without the permission of the Consultant

REVISIONS		
NO	DESCRIPTION	DATE

PROJECT:
**PROPOSED
MOSQUE FOR
300 PAX.**

PHASE:
☐ CONCEPT DESIGN
☐ DESIGN DEVELOPMENT
☒ TENDER DOCUMENT
☐ FOR CONSTRUCTION
☐ AS BUILD DRAWINGS

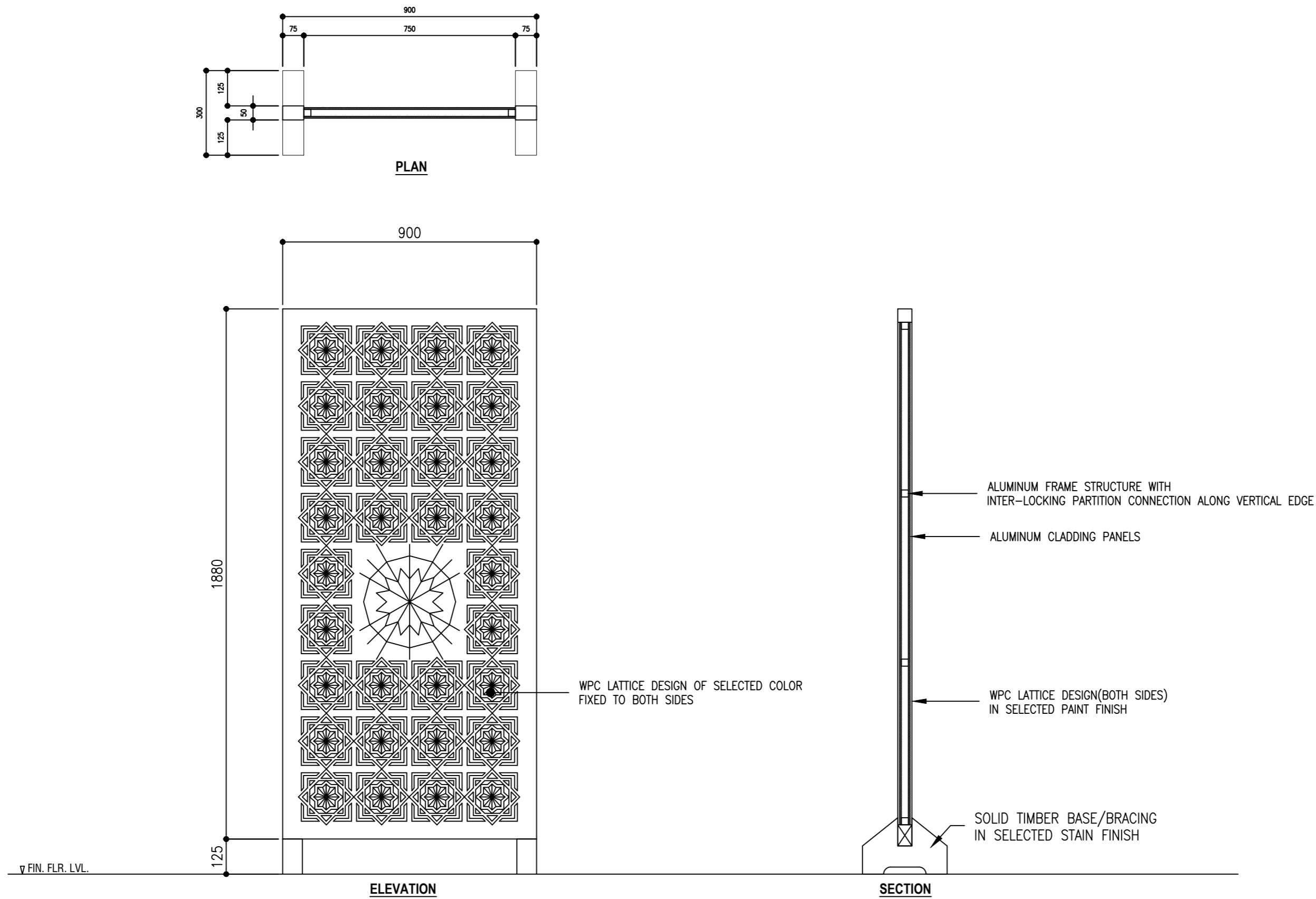
DESIGNATION	NAME	SIGNATURE
PROJECT MANAGER	SIARCH PVT LTD.	
STR. ENGINEER	KINNANATH HUSSAIN	
ARCHITECT	ALI WAJEEH	
CHECKED	MOHAMED SIRAJ	
DRAWN	ASHAN M.	

DWG. NAME:
ARCHITECTURAL

**ARCHITECTURAL
DETAIL 03**


CODE COM-32	DATE 16-09-18	DWG. NO: AR17
FORMAT A1	A2	A3
SCALE -	-	1:20
ISSUE A		

PDF FILE NAME:COM-32_MSQ_AB_AR17_A



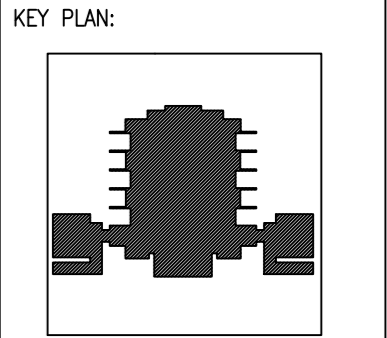
FLOOR STANDING PARTITION

SCALE 1:20



CLIENT:
MINISTRY OF ISLAMIC AFFAIRS

DESIGN AND CONSULTANCY:
SIARCH
PRIVATE LIMITED
LONUZIYARAIY MAGU, MALE', 20075, MALDIVES
EMAIL: INFO@SIARCH.DESIGN
HTTP://WWW.SIARCH.DESIGN



- WARNING:
- This drawing shall not be used for construction unless certified.
 - Contractor to verify all dimensions of existing works on site before commencing any work or preparing shop drawings.
 - Do not scale drawings, use written dimensions only.
 - This drawing is to be read in conjunction with the specifications and conditions of contract.
 - This drawing and design is copyright and no portion may be reproduced without the permission of the Consultant

REVISIONS		
NO	DESCRIPTION	DATE

PROJECT:
PROPOSED
MOSQUE FOR
300 PAX.

- PHASE:
- ☐ CONCEPT DESIGN
 - ☐ DESIGN DEVELOPMENT
 - ☒ TENDER DOCUMENT
 - ☐ FOR CONSTRUCTION
 - ☐ AS BUILD DRAWINGS

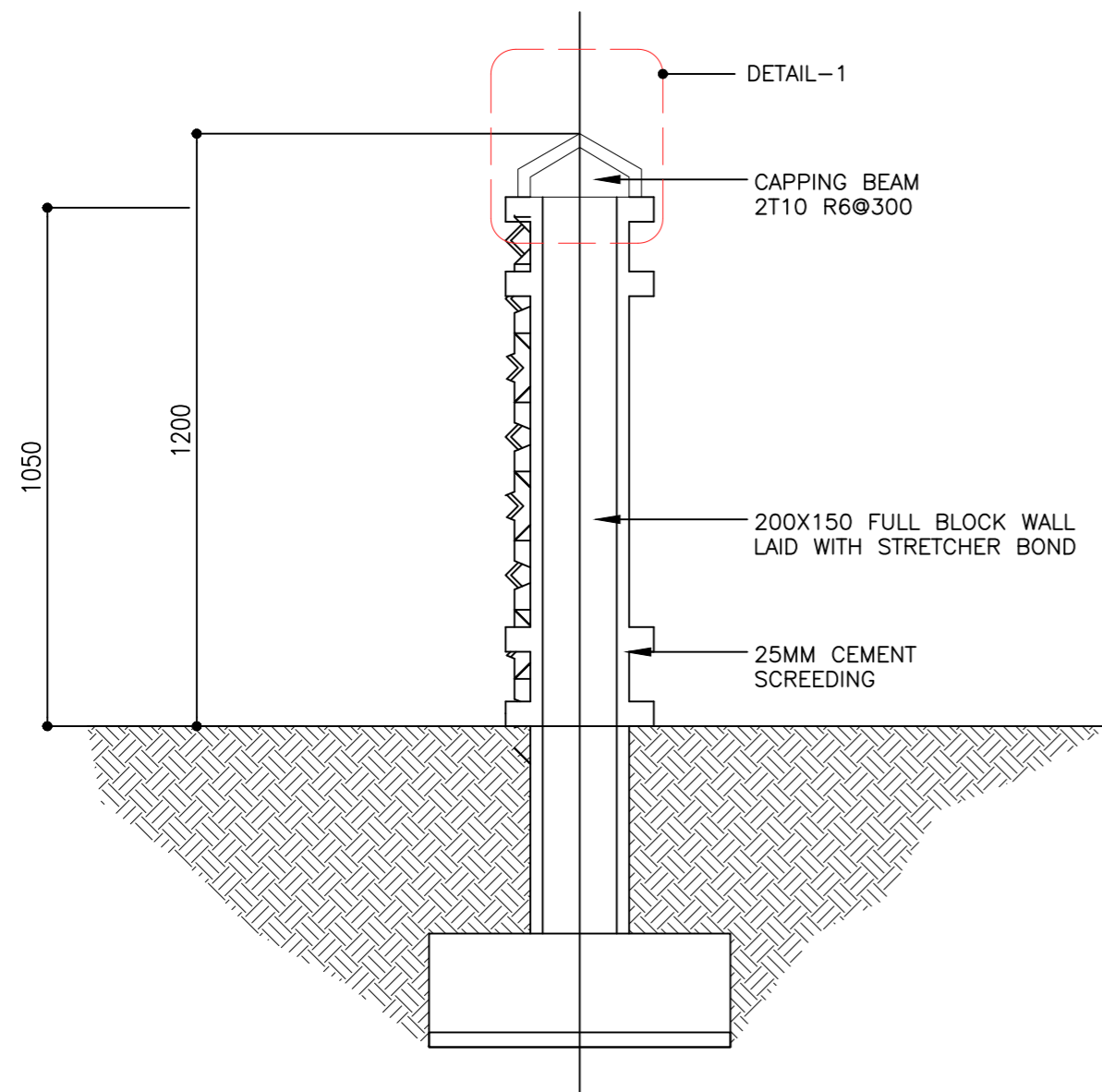
DESIGNATION	NAME	SIGNATURE
PROJECT MANAGER	SIARCH PVT LTD.	
STR. ENGINEER	KINNANATH HUSSAIN	
ARCHITECT	ALI WAJEEH	
CHECKED	MOHAMED SIRAJ	
DRAWN	ASHAN M.	

DWG. NAME:
ARCHITECTURAL

ARCHITECTURAL
DETAIL 04

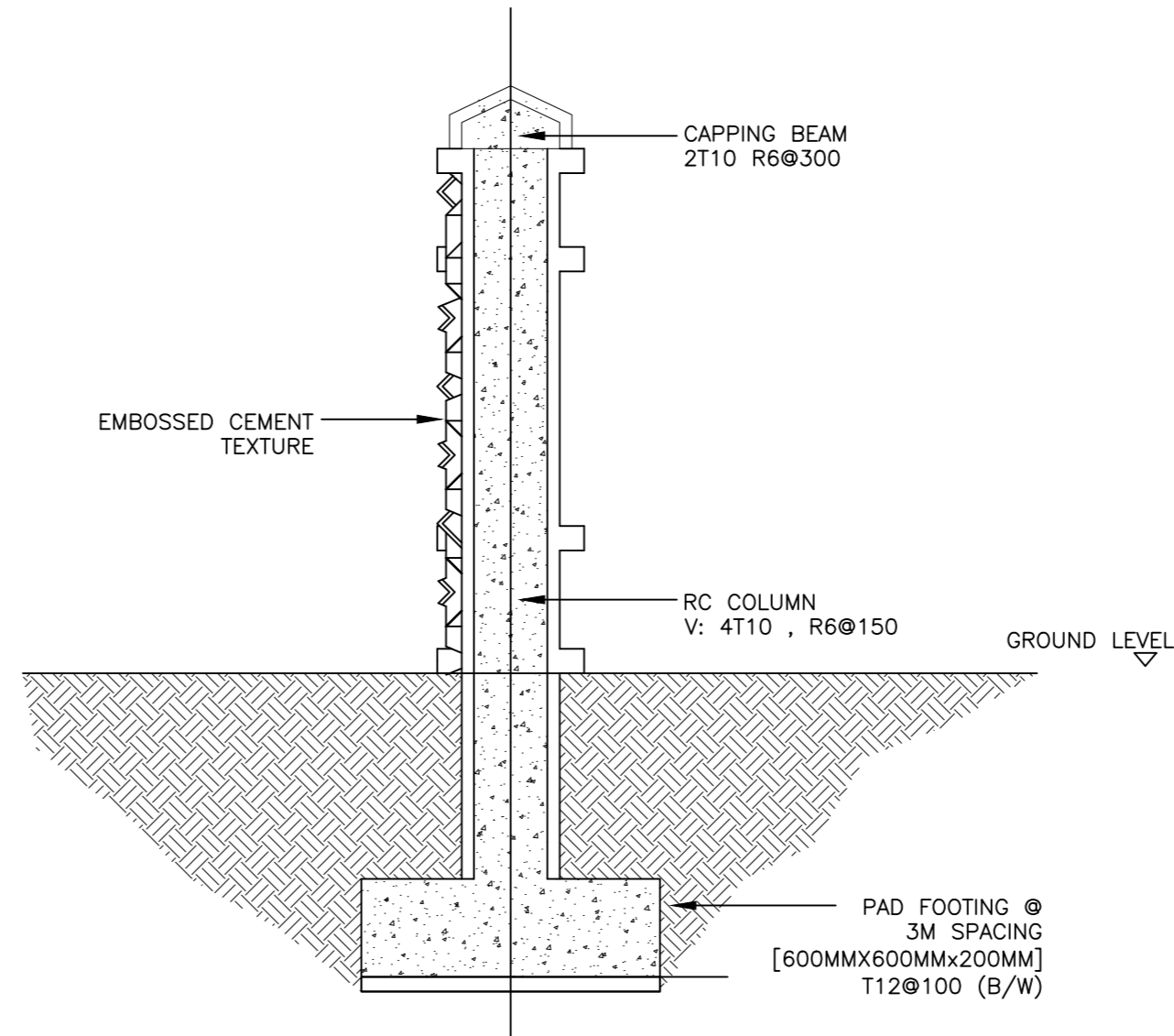
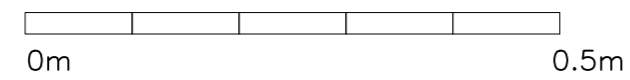
CODE	DATE	DWG. NO:
COM-32	16-09-18	AR19
FORMAT	A1 A2 A3	
SCALE	- - 1:20	ISSUE A

PDF FILE NAME: COM-32_MSQ_AB_AR19_A



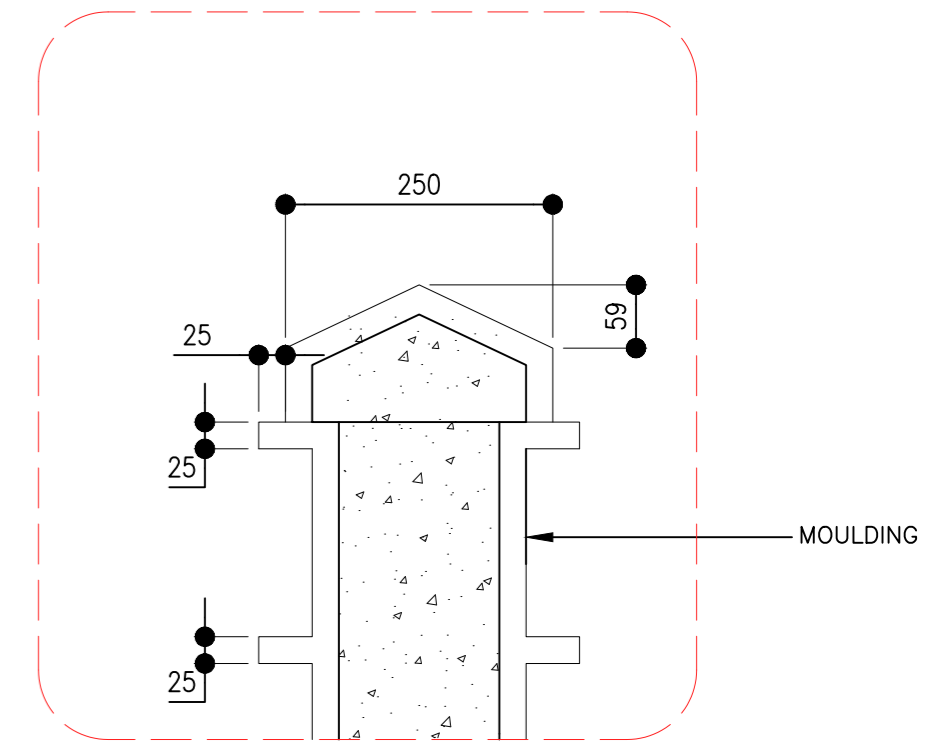
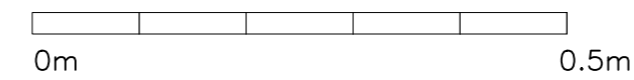
TYPICAL BOUNDARY SECTION

SCALE 1:20

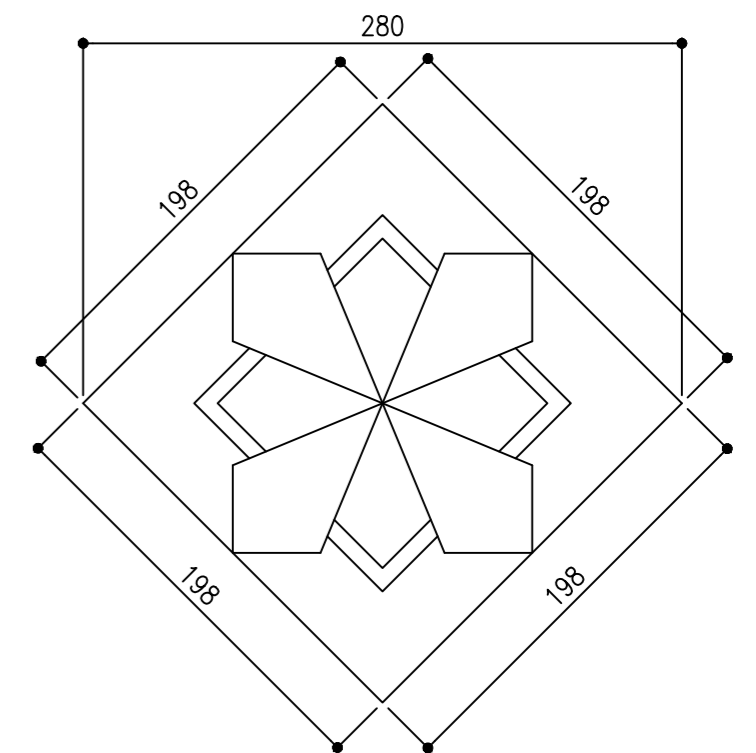


TYPICAL BOUNDARY COLUMN SECTION

SCALE 1:20

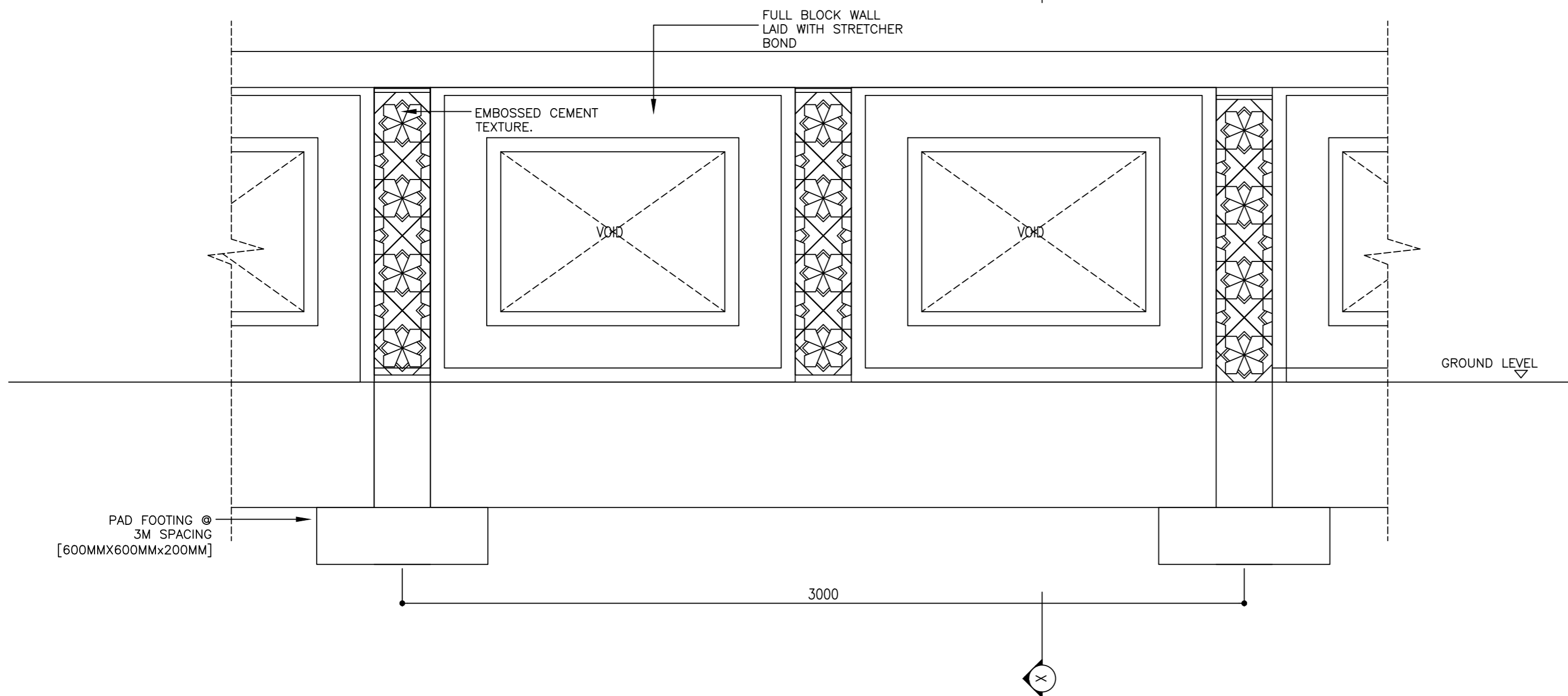
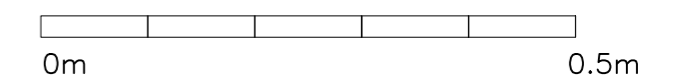


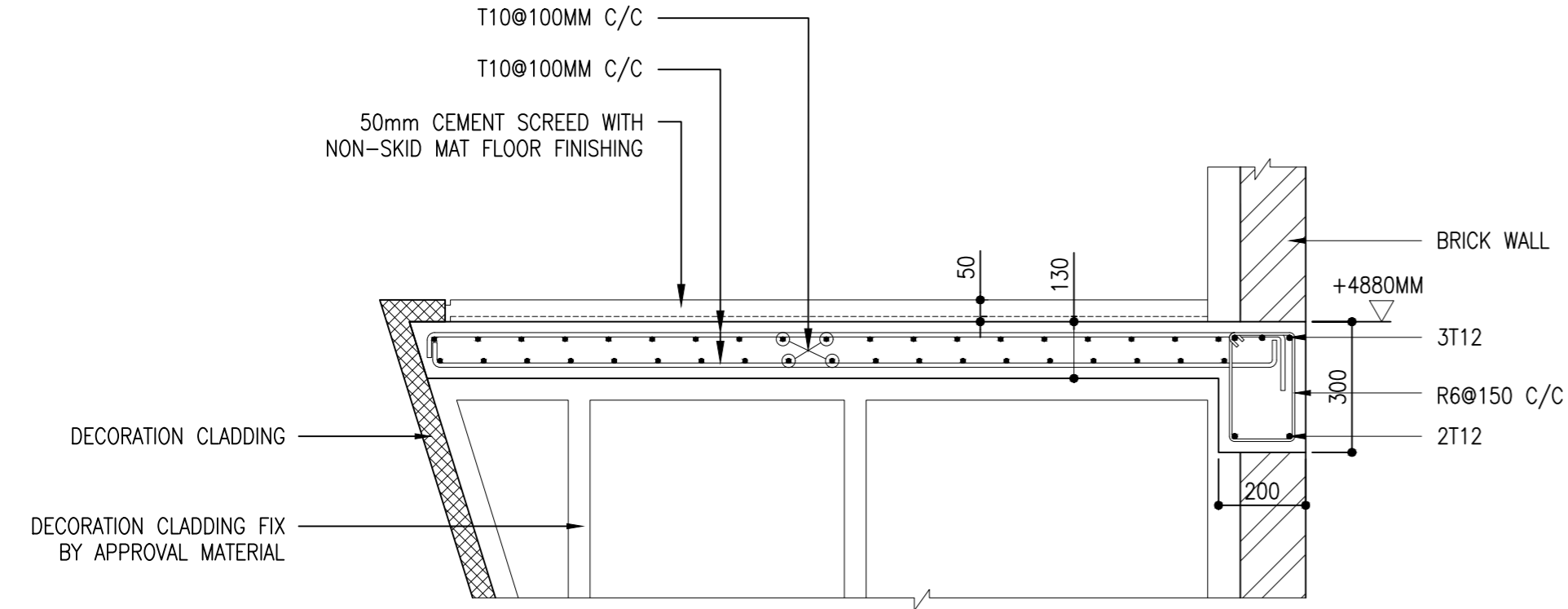
DETAIL - 1



PATTEN DETAIL

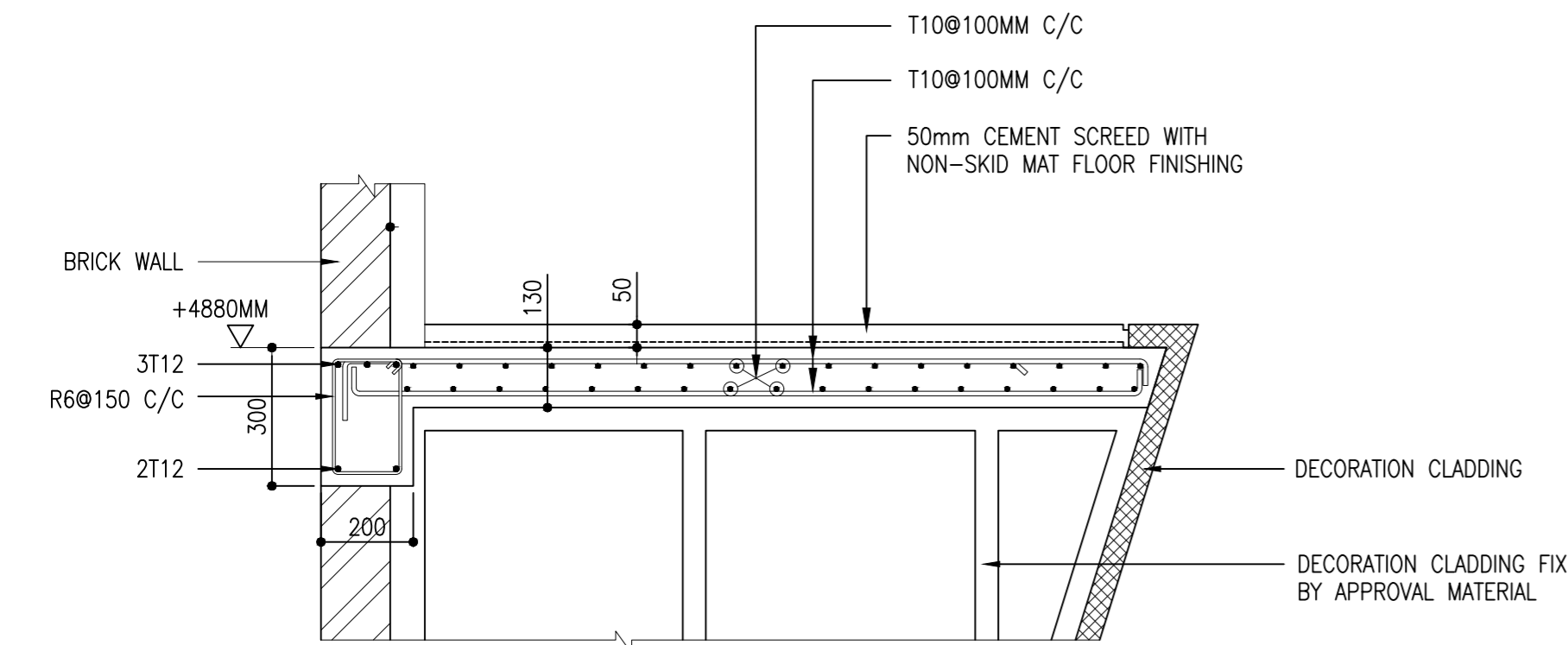
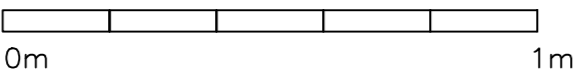
SCALE 1:5





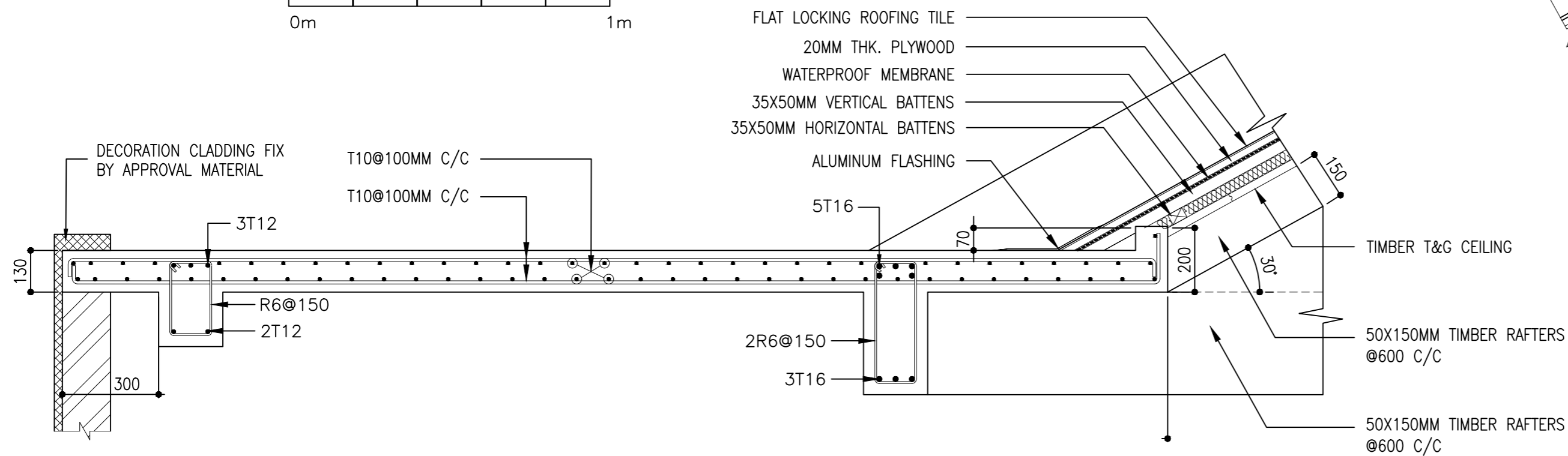

DETAIL 01

NTS



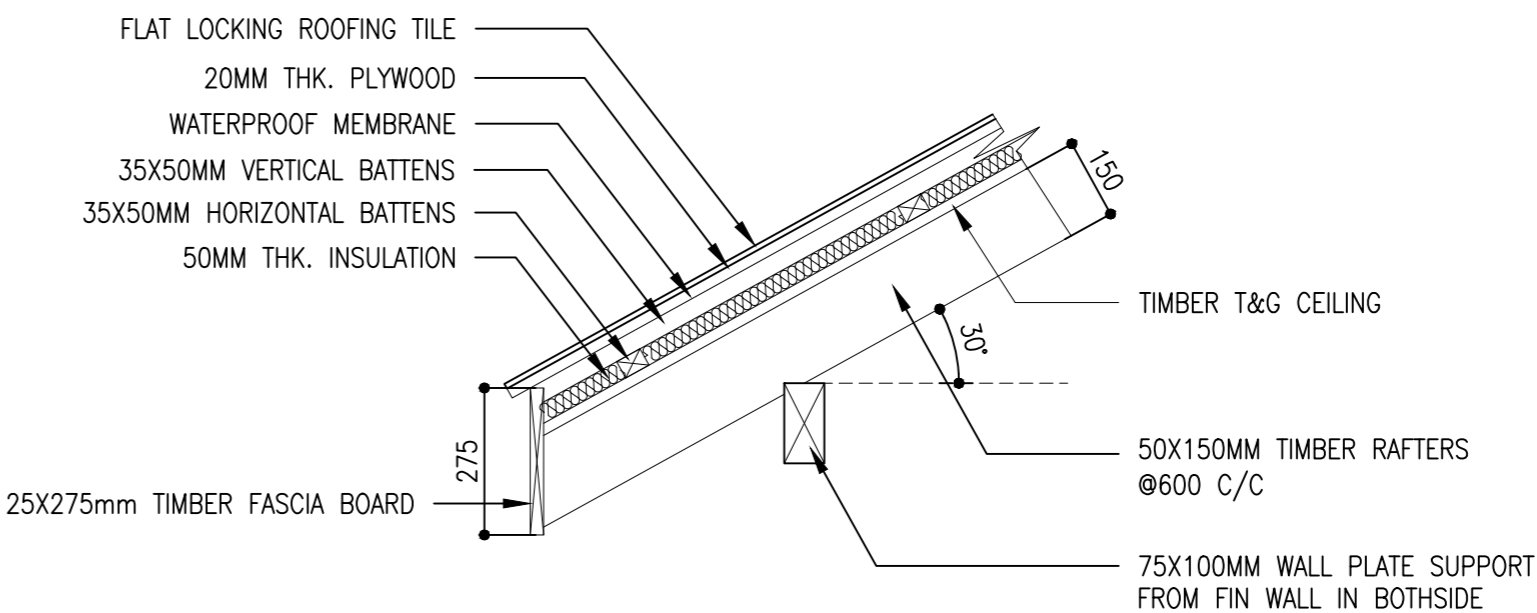

DETAIL 02

NTS



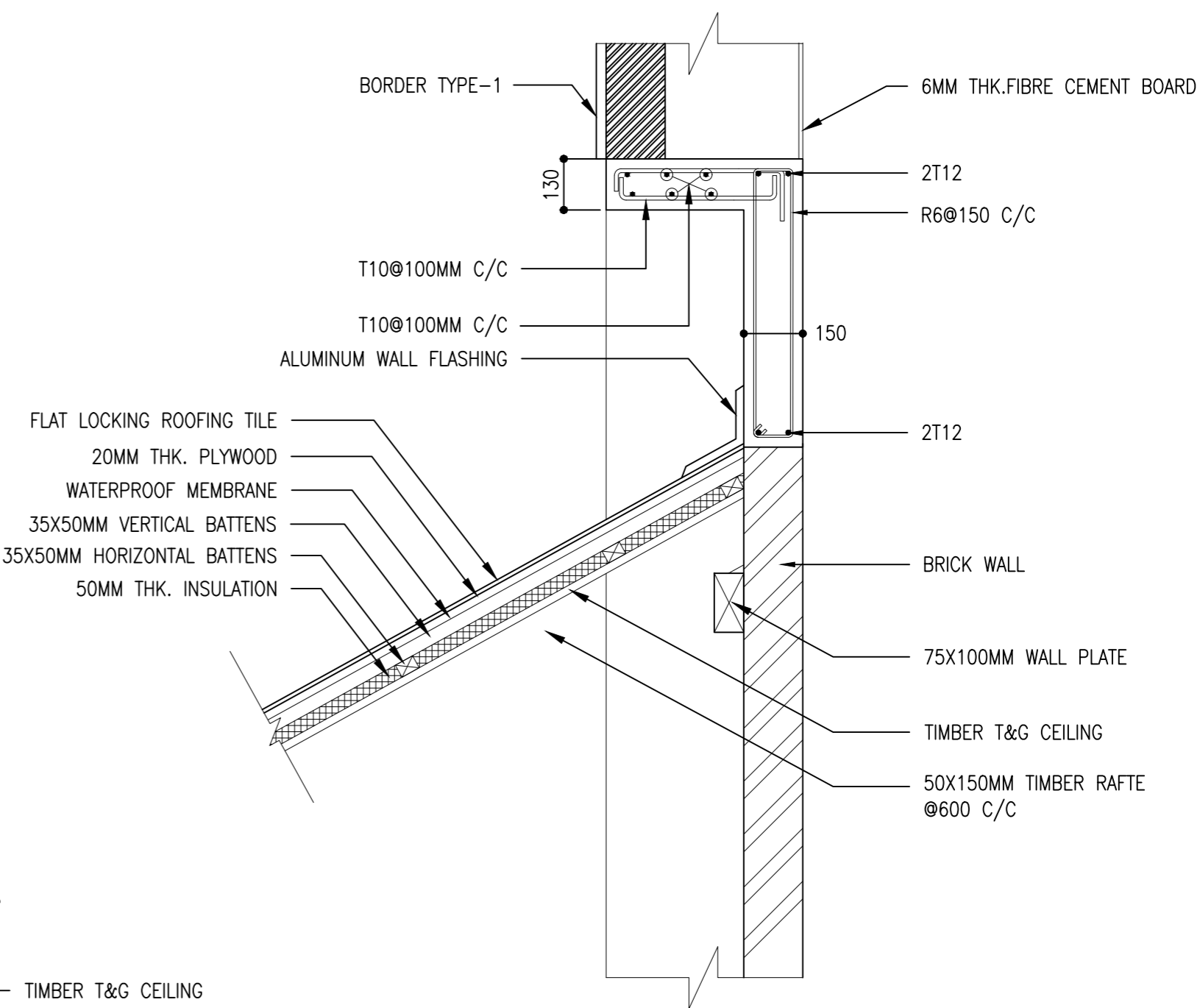
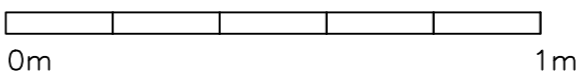
DETAIL 03- ROOF SLAB CONNECTION

NTS



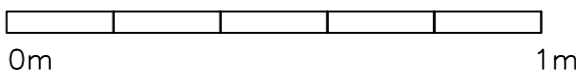
DETAIL 05- ROOF SHADE DETAIL

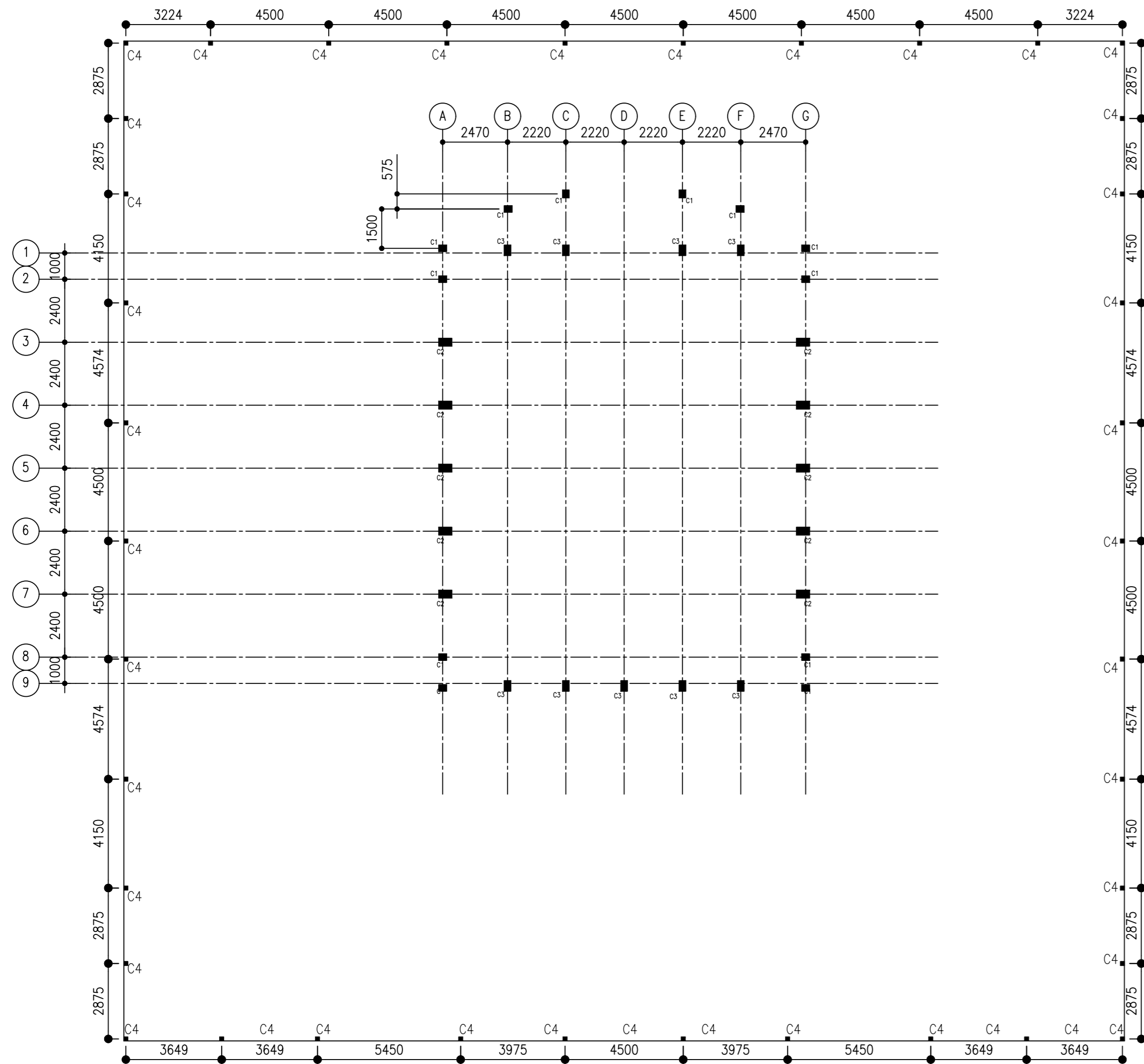
NTS



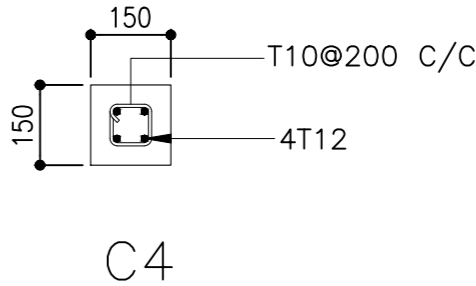

DETAIL 04- ROOF SHADE DETAIL

NTS






TYPICAL BOUNDARY WALL COLUMN LAYOUT
SCALE 1:200



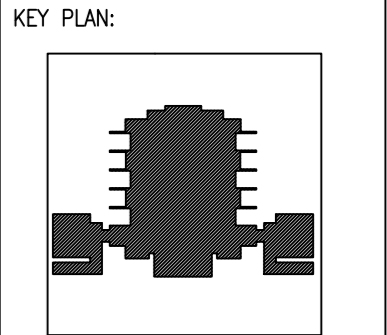
COLUMN DETAILS

SCALE 1:20



CLIENT:
MINISTRY OF ISLAMIC AFFAIRS

DESIGN AND CONSULTANCY:
SIARCH
PRIVATE LIMITED
LONUZIYARAIY MAGU, MALE', 20075, MALDIVES
EMAIL: INFO@SIARCH.DESIGN
HTTP://WWW.SIARCH.DESIGN



- WARNING:
- This drawing shall not be used for construction unless certified.
 - Contractor to verify all dimensions of existing works on site before commencing any work or preparing shop drawings.
 - Do not scale drawings, use written dimensions only.
 - This drawing is to be read in conjunction with the specifications and conditions of contract.
 - This drawing and design is copyright and no portion may be reproduced without the permission of the Consultant

REVISIONS		
NO	DESCRIPTION	DATE

PROJECT:
PROPOSED MOSQUE FOR 300 PAX.

- PHASE:
- ☐ CONCEPT DESIGN
 - ☐ DESIGN DEVELOPMENT
 - ☒ TENDER DOCUMENT
 - ☐ FOR CONSTRUCTION
 - ☐ AS BUILD DRAWINGS

DESIGNATION	NAME	SIGNATURE
PROJECT MANAGER	SIARCH PVT LTD.	
STR. ENGINEER	KINNANATH HUSSAIN	
ARCHITECT	ALI WAJEEH	
CHECKED	MOHAMED SIRAJ	
DRAWN	ASHAN M.	

DWG. NAME:
STRUCTURAL

BOUNDARY WALL COLUMN LAYOUT

CODE COM-32	DATE 16-09-18	DWG. NO: ST03
FORMAT A1	A2	A3
SCALE -	-	1:100
ISSUE A		

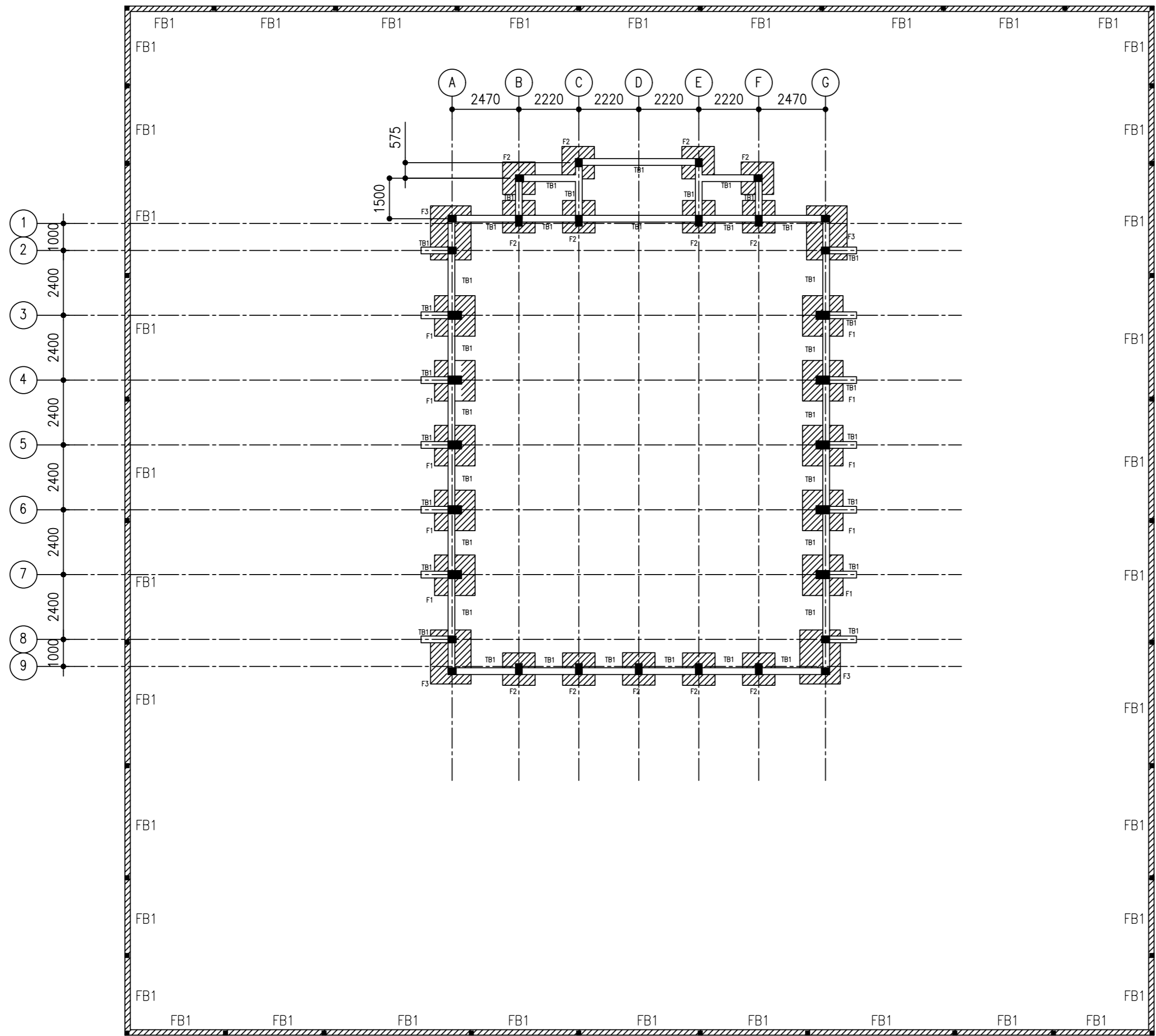
PDF FILE NAME: COM-32_MSQ_AB_ST03_A

PROPOSED SINGLE STOREY MOSQUE(300)

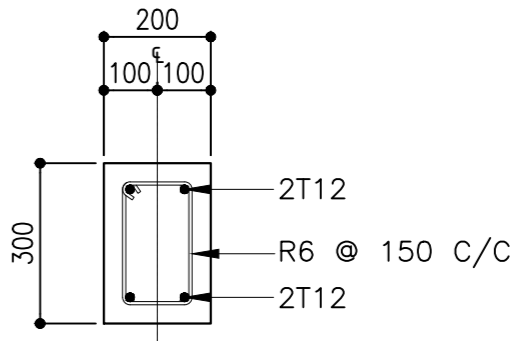

MALDIVES

STRUCTURAL DRAWINGS

16.05.2022

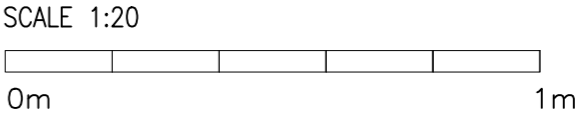


BOUNDARY WALL FOUNDATION PLAN
SCALE 1:200



FB1

FOUNDATION BEAM DETAILS



CLIENT:

MINISTRY OF ISLAMIC AFFAIRS

DESIGN AND CONSULTANCY:

SIARCH

PRIVATE LIMITED

LONUZIYARAIY MAGU,MALE',20075,MALDIVES

EMAIL: I N F O @SIARCH.DESIGN

HTTP / / :WWW.SIARCH.DESIGN

KEY PLAN:

WARNING:

- This drawing shall not be used for construction unless certified.

- Contractor to verify all dimensions of existing works on site before commencing any work or preparing shop drawings.

- Do not scale drawings, use written dimensions only.

- This drawing is to be read in conjunction with the specifications and conditions of contract.

- This drawing and design is copyright and no portion may be reproduced without the permission of the Consultant

REVISIONS

NO	DESCRIPTION	DATE

PROJECT:

PROPOSED MOSQUE FOR 300 PAX.

PHASE:

☐ CONCEPT DESIGN

☐ DESIGN DEVELOPMENT

☒ TENDER DOCUMENT

☐ FOR CONSTRUCTION

☐ AS BUILD DRAWINGS

DESIGNATION	NAME	SIGNATURE
PROJECT MANAGER	SIARCH PVT LTD.	
STR. ENGINEER	KINNANATH HUSSAIN	
ARCHITECT	ALI WAJEEH	
CHECKED	MOHAMED SIRAJ	
DRAWN	ASHAN M.	

DWG. NAME:

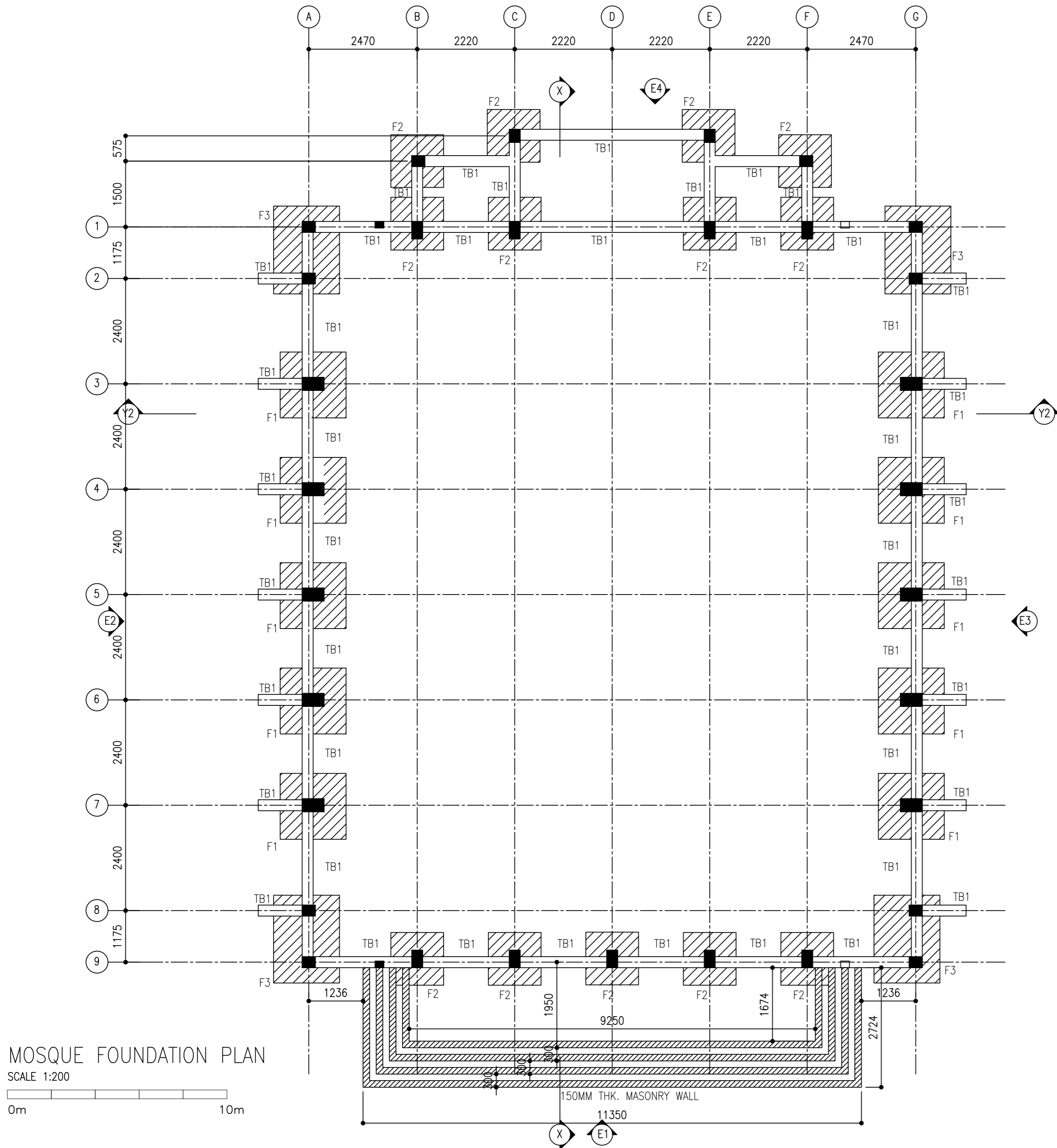
STRUCTURAL

BOUNDARY WALL FOUNDATION PLAN

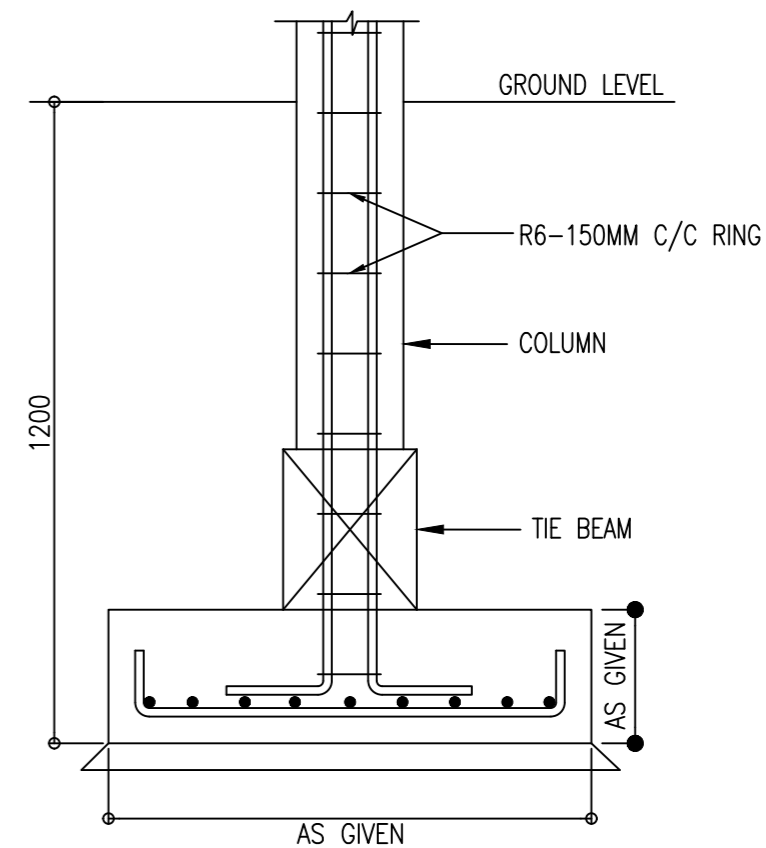
CODE	DATE	DWG. NO:
COM-32	16-09-18	ST01
FORMAT	A1 A2 A3	
SCALE	- - 1:100	ISSUE A

PDF FILE NAME:COM-32_MSQ_AB_ST01_A

Y1



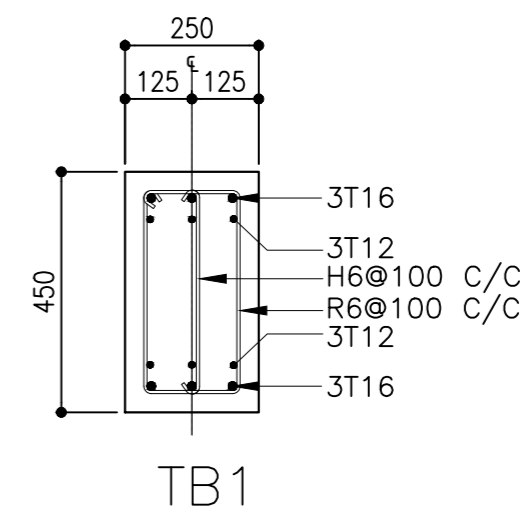

MOSQUE FOUNDATION PLAN
SCALE 1:200



F1 - 1500MM X 1500MM X 250MM, T12@100c/c BW(B)
F2 - 1200MM X 1200MM X 250MM, T12@100c/c BW(B)
F3 - 1500MM X 2000MM X 250MM, T12@100c/c BW(B)

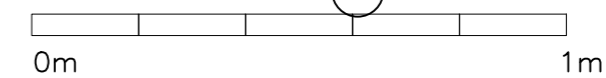
FOUNDATION FOOTING DETAILS

SCALE 1:20



TIE BEAM DETAILS

SCALE 1:20

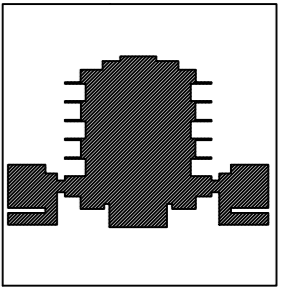


NOTES:
FOUNDATION DEPTH : 1200MM.
ALL FOUNDATION BEAMS ARE TB1

CLIENT:
MINISTRY OF ISLAMIC AFFAIRS

DESIGN AND CONSULTANCY:
SIARCH
PRIVATE LIMITED
LONUZIYARRAY MAGUMALE, 20075, MALDIVES
EMAIL: INFO@SIARCH.DESIGN
HTTP://WWW.SIARCH.DESIGN

KEY PLAN:



WARNING:

- This drawing shall not be used for construction unless certified.
- Contractor to verify all dimensions of existing works on site before commencing any work or preparing shop drawings.
- Do not scale drawings, use written dimensions only.
- This drawing is to be read in conjunction with the specifications and conditions of contract.
- This drawing and design is copyright and no portion may be reproduced without the permission of the Consultant

REVISIONS

NO	DESCRIPTION	DATE

PROJECT:

PROPOSED
MOSQUE FOR
300 PAX.

PHASE:

- CONCEPT DESIGN
- DESIGN DEVELOPMENT
- TENDER DOCUMENT
- FOR CONSTRUCTION
- AS BUILD DRAWINGS


DESIGNATION	NAME	SIGNATURE
PROJECT MANAGER	SIARCH PVT. LTD.	
STR. ENGINEER	KINNAWATH HUSSAIN	
ARCHITECT	ALI WAJEEH	
CHECKED	MOHAMED SIRAJ	
DRAWN	ASHAN M.	

DWG. NAME:

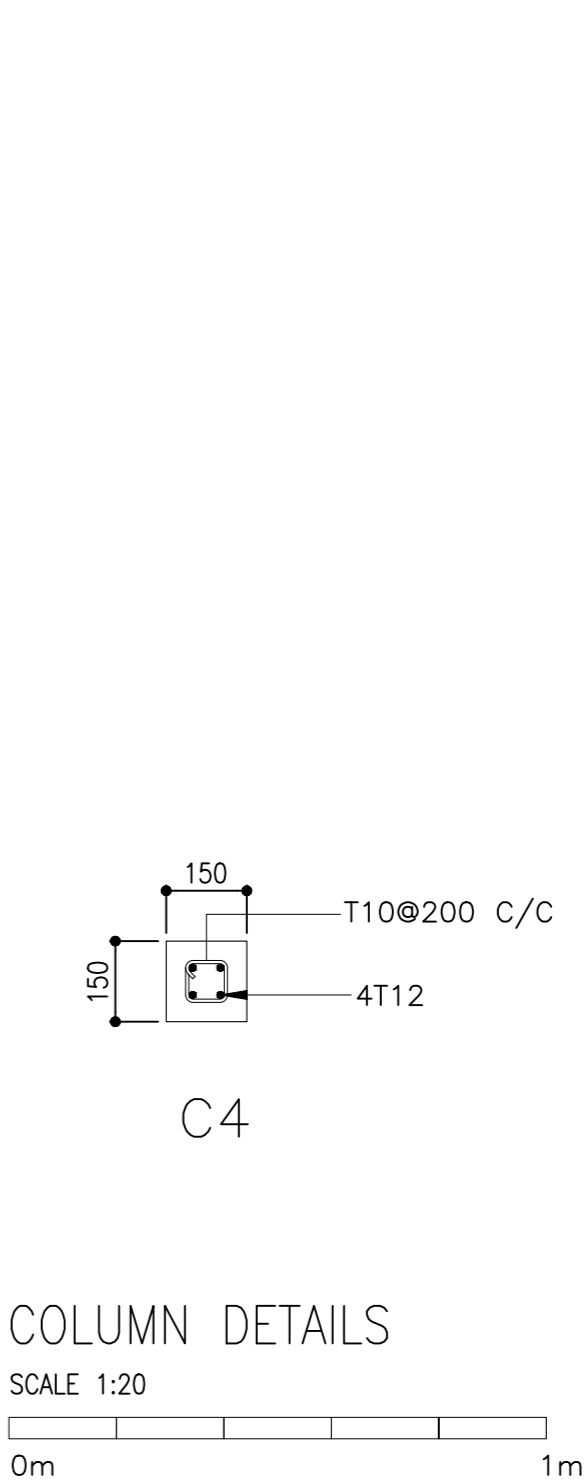
STRUCTURAL

MOSQUE FOUNDATION PLAN

CODE	DATE	DWG. NO:
COM-32	16-09-18	ST02
FORMAT	A1 A2 A3	
SCALE	- - 1:100	ISSUE A
PDF FILE NAME: COM-32_MSQ_AB_ST02_A		



BOUNDARY WALL COLUMN LAYOUT
SCALE 1:200

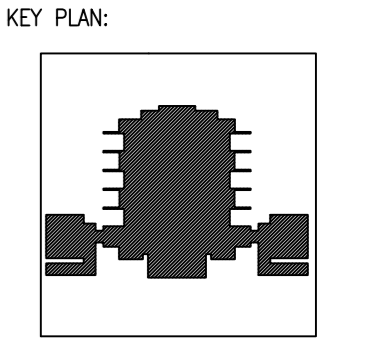


COLUMN DETAILS

SCALE 1:20

CLIENT:
MINISTRY OF ISLAMIC AFFAIRS

DESIGN AND CONSULTANCY:
SIARCH
PRIVATE LIMITED
LONUZUAAIRAY MAGU, MALE, 20075, MALDIVES
EMAIL: INFO@SIARCH.DESIGN
HTTP://WWW.SIARCH.DESIGN



WARNING:

- This drawing shall not be used for construction unless certified.
- Contractor to verify all dimensions of existing works on site before commencing any work or preparing shop drawings.
- Do not scale drawings, use written dimensions only.
- This drawing is to be read in conjunction with the specifications and conditions of contract.
- This drawing and design is copyright and no portion may be reproduced without the permission of the Consultant

REVISIONS		
NO	DESCRIPTION	DATE

PROJECT:
PROPOSED
MOSQUE FOR
300 PAX.

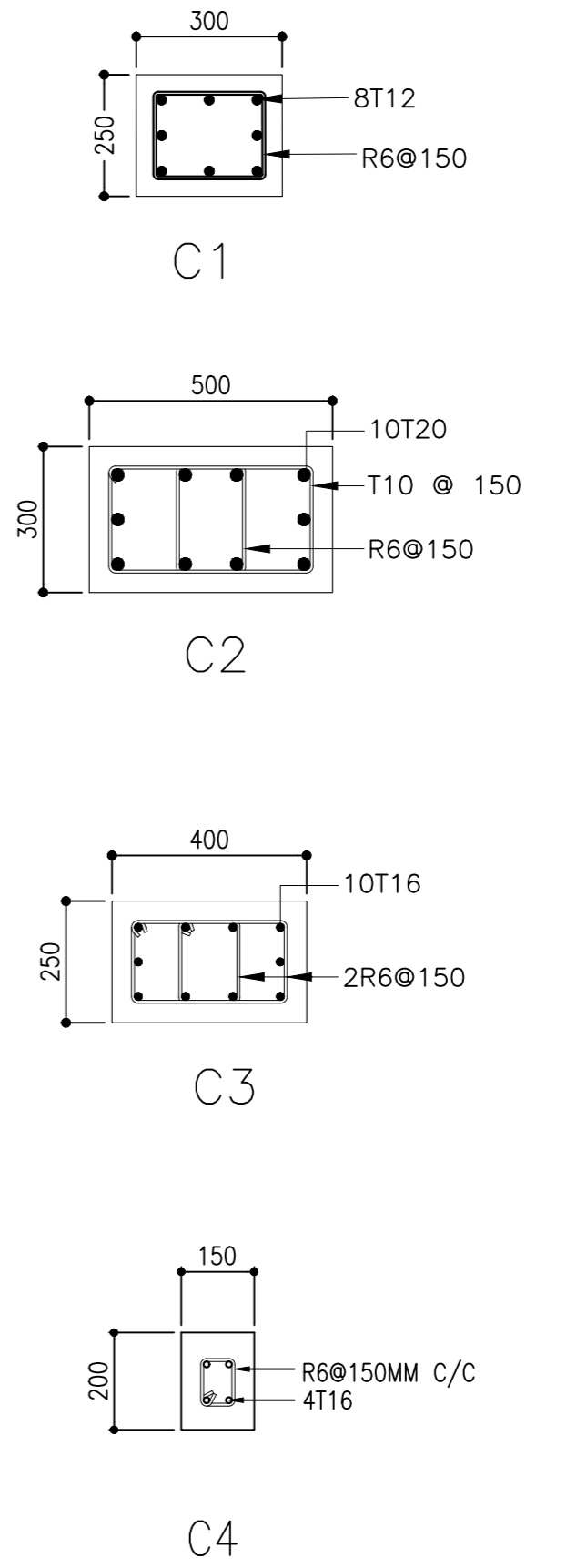
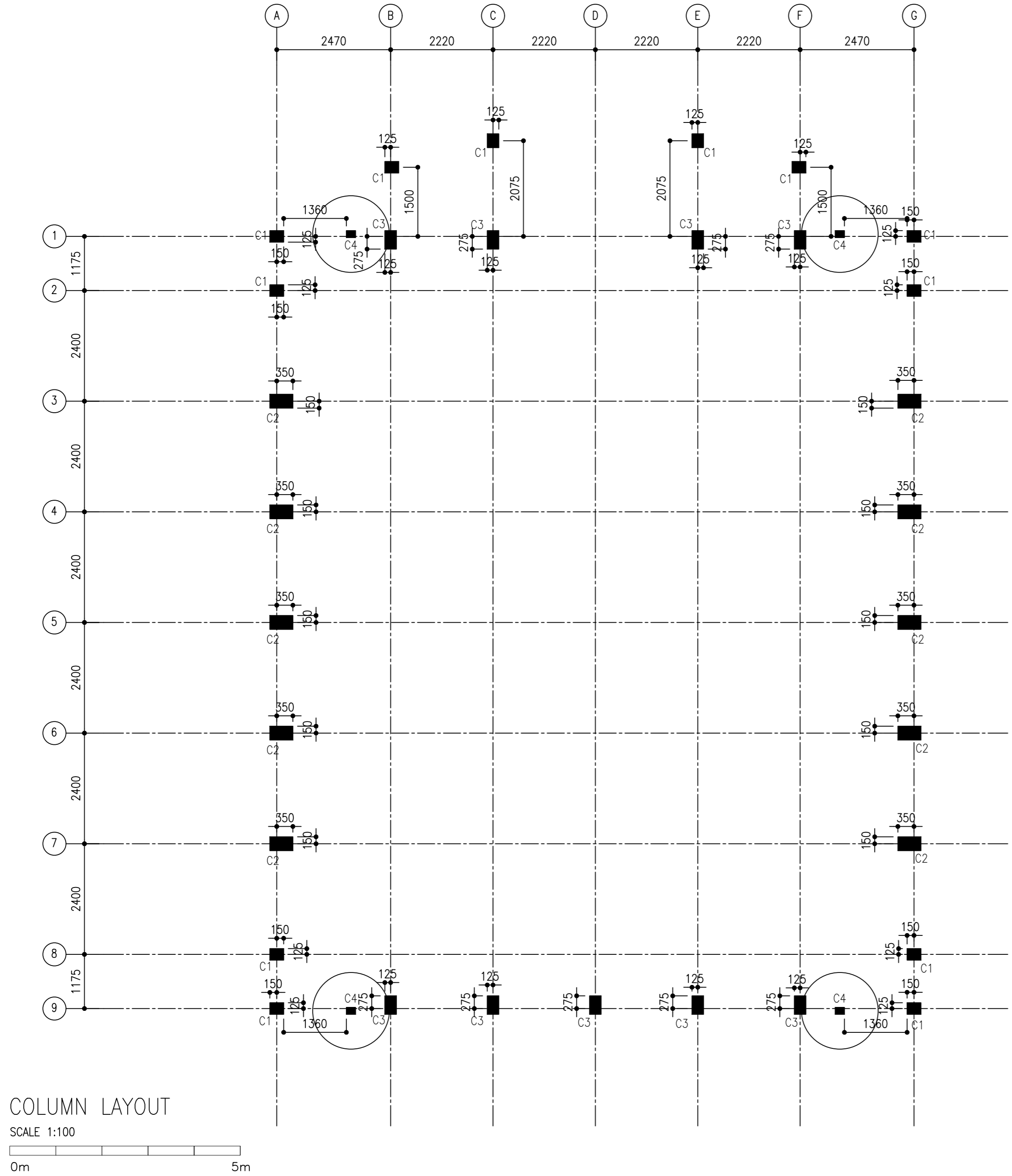
PHASE:
☐ CONCEPT DESIGN
☐ DESIGN DEVELOPMENT
☒ TENDER DOCUMENT
☐ FOR CONSTRUCTION
☐ AS BUILD DRAWINGS

DESIGNATION	NAME	SIGNATURE
PROJECT MANAGER	SIARCH PVT LTD	
STR. ENGINEER	KINNANATH HUSSAIN	
ARCHITECT	ALI WAJIEH	
CHECKED	MOHAMED SIRAJ	
DRAWN	ASHAN M.	

DWG. NAME:
STRUCTURAL

BOUNDARY WALL
COLUMN LAYOUT

CODE COM-32	DATE 16-09-18	DWG. NO: ST03
FORMAT	A1 A2 A3	ISSUE A
SCALE	- - 1:100	



COLUMN DETAILS
SCALE 1:20

CLIENT:
MINISTRY OF ISLAMIC AFFAIRS

DESIGN AND CONSULTANCY:
SIARCH
PRIVATE LIMITED
LONUZIYARAIY MAGU, MALÉ, 20075, MALDIVES
EMAIL: INFO@SIARCH.DESIGN
HTTP://WWW.SIARCH.DESIGN

KEY PLAN:

WARNING:

- This drawing shall not be used for construction unless certified.
- Contractor to verify all dimensions of existing works on site before commencing any work or preparing shop drawings.
- Do not scale drawings, use written dimensions only.
- This drawing is to be read in conjunction with the specifications and conditions of contract.
- This drawing and design is copyright and no portion may be reproduced without the permission of the Consultant

REVISIONS

NO	DESCRIPTION	DATE

PROJECT:
PROPOSED MOSQUE FOR 300 PAX.

PHASE:

- ☐ CONCEPT DESIGN
- ☐ DESIGN DEVELOPMENT
- ☒ TENDER DOCUMENT
- ☐ FOR CONSTRUCTION
- ☐ AS BUILD DRAWINGS

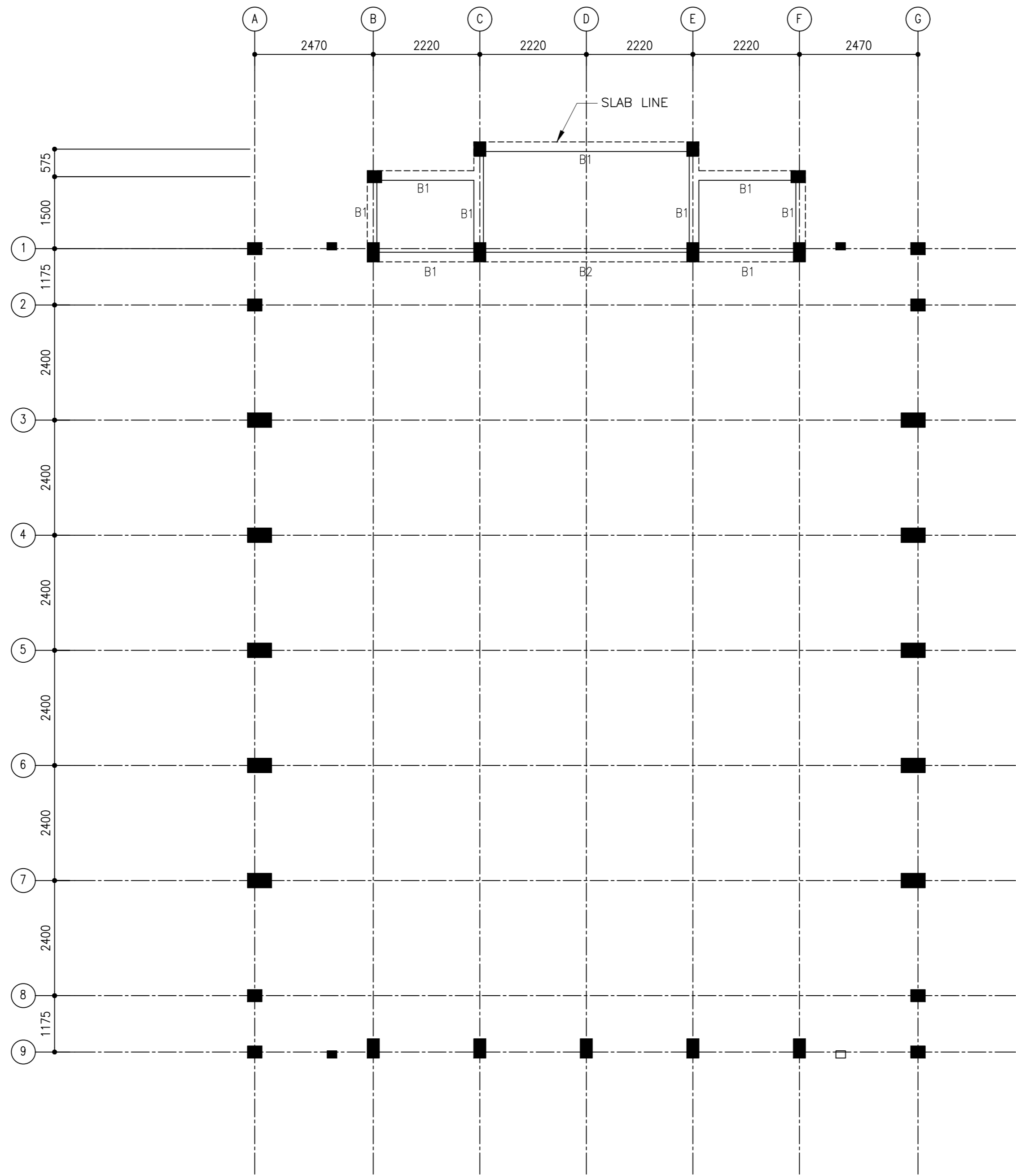
DESIGNATION	NAME	SIGNATURE
PROJECT MANAGER	SIARCH PVT LTD.	
STR. ENGINEER	KINNANATH HUSSAIN	
ARCHITECT	ALI WAJEEH	
CHECKED	MOHAMED SIRAJ	
DRAWN	ASHAN M.	

DWG. NAME:
STRUCTURAL

MOSQUE COLUMN LAYOUT


CODE	DATE	DWG. NO:
COM-32	16-09-18	ST04
FORMAT	A1 A2 A3	
SCALE	- - 1:100	ISSUE A

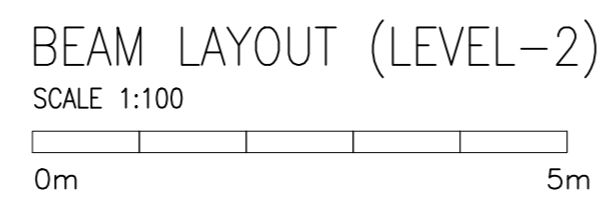
PDF FILE NAME: COM-32_MSQ_AB_ST04_A

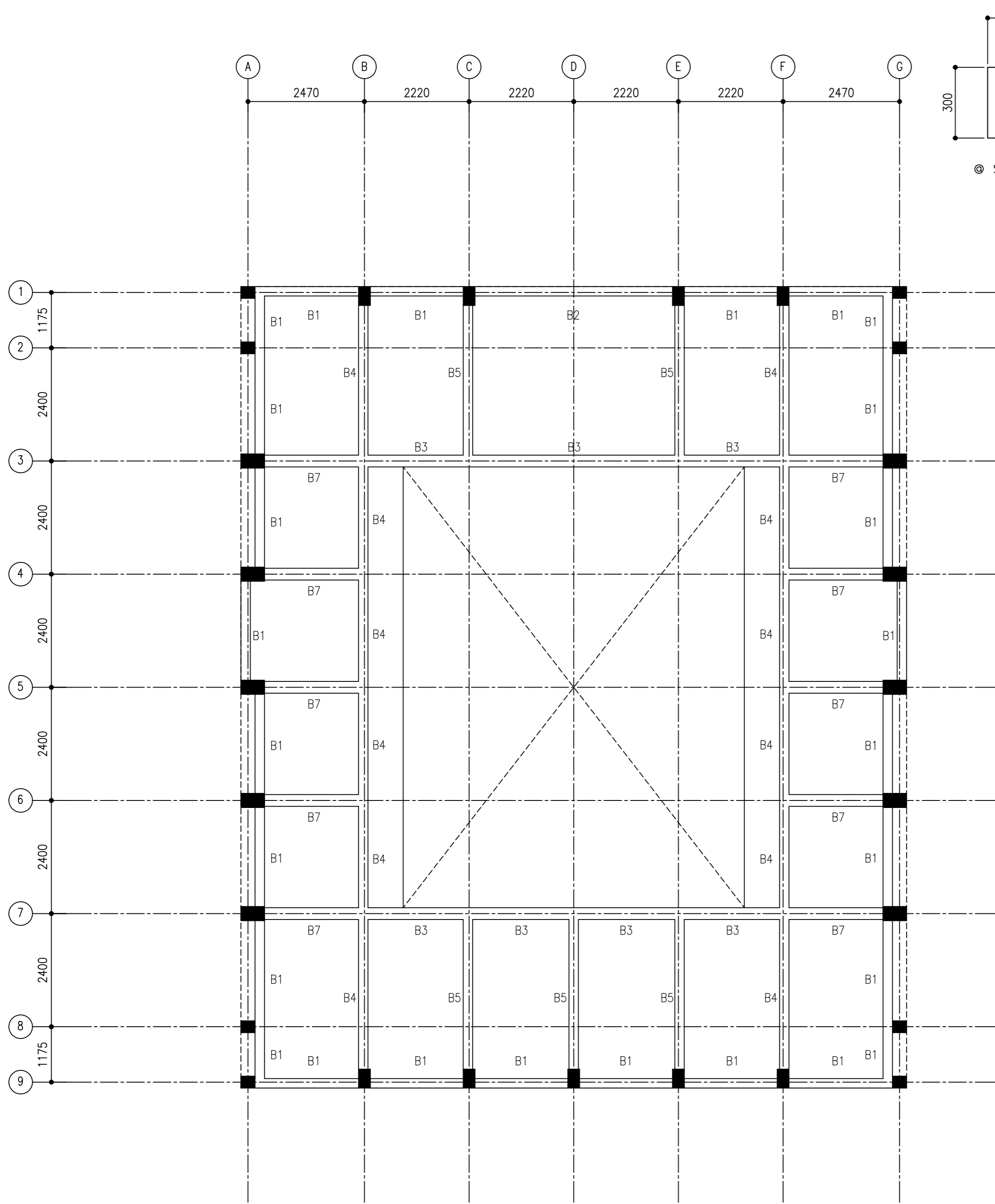


BEAM LAYOUT (LEVEL-1)

SCALE 1:100

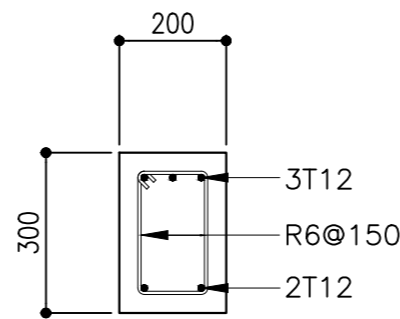





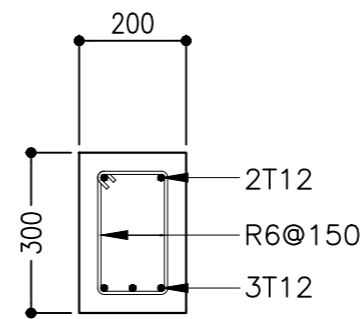


BEAM LAYOUT (LEVEL-3)

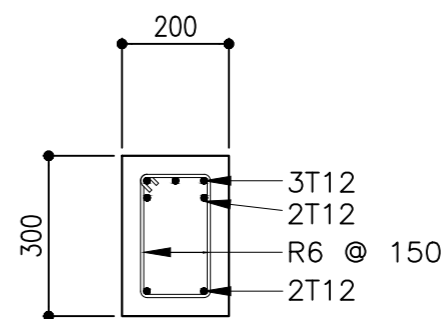
SCALE 1:100



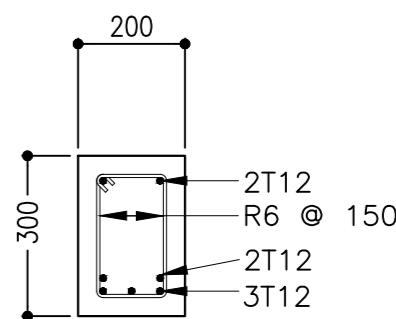
@ SUPPORT



@ MIDSPAN



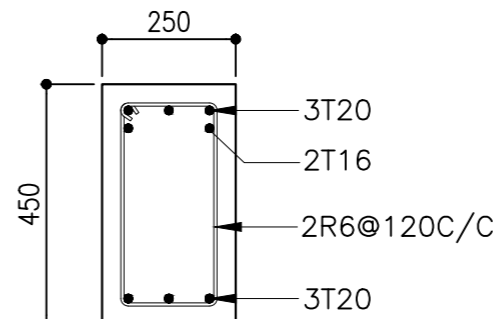
@ SUPPORT



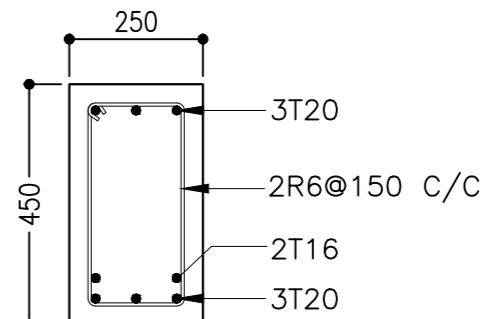
@ MIDSPAN

B1

B2

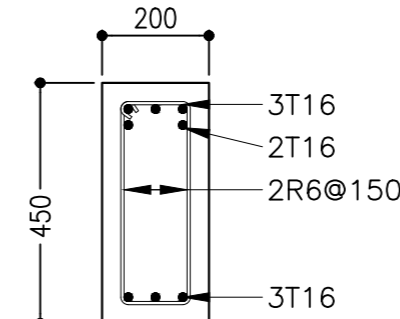


@ SUPPORT

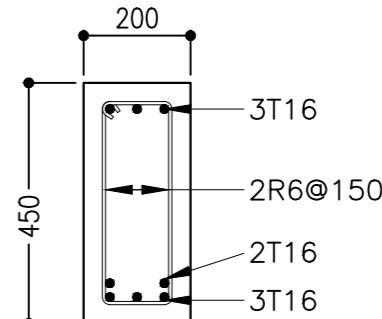


@ MIDSPAN

B3

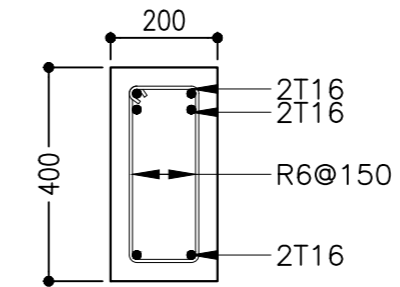


@ SUPPORT

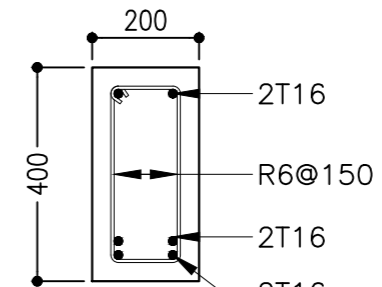


@ MIDSPAN

B4

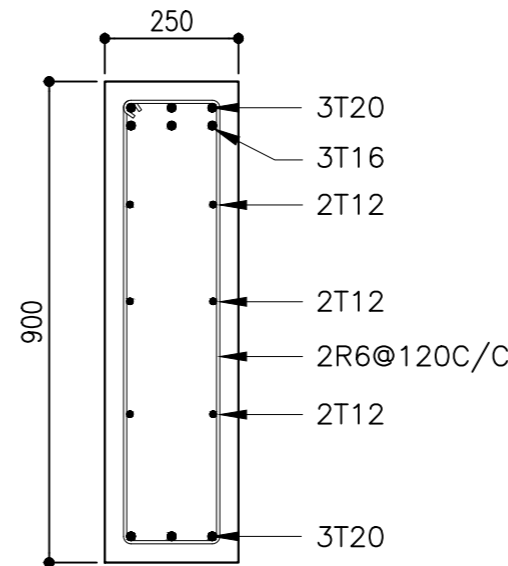


@ SUPPORT

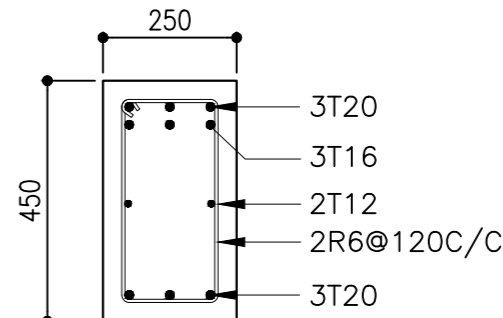


@ MIDSPAN

B5



START




END

B7

BEAM DETAILS

SCALE 1:20



CLIENT:
MINISTRY OF ISLAMIC AFFAIRS

DESIGN AND CONSULTANCY:
SIARCH
PRIVATE LIMITED
LONUZIYAARIY MAGU, MALE', 20075, MALDIVES
EMAIL: INFO@SIARCH.DESIGN
HTTP://WWW.SIARCH.DESIGN

KEY PLAN:

WARNING:

- This drawing shall not be used for construction unless certified.
- Contractor to verify all dimensions of existing works on site before commencing any work or preparing shop drawings.
- Do not scale drawings, use written dimensions only.
- This drawing is to be read in conjunction with the specifications and conditions of contract.
- This drawing and design is copyright and no portion may be reproduced without the permission of the Consultant

REVISIONS		
NO	DESCRIPTION	DATE

PROJECT:
PROPOSED MOSQUE FOR 300 PAX.

PHASE:

- ☐ CONCEPT DESIGN
- ☐ DESIGN DEVELOPMENT
- ☒ TENDER DOCUMENT
- ☐ FOR CONSTRUCTION
- ☐ AS BUILD DRAWINGS

DESIGNATION	NAME	SIGNATURE
PROJECT MANAGER	SIARCH PVT LTD.	
STR. ENGINEER	KINNANATH HUSSAIN	
ARCHITECT	ALI WAJEEH	
CHECKED	MOHAMED SIRAJ	
DRAWN	ASHAN M.	

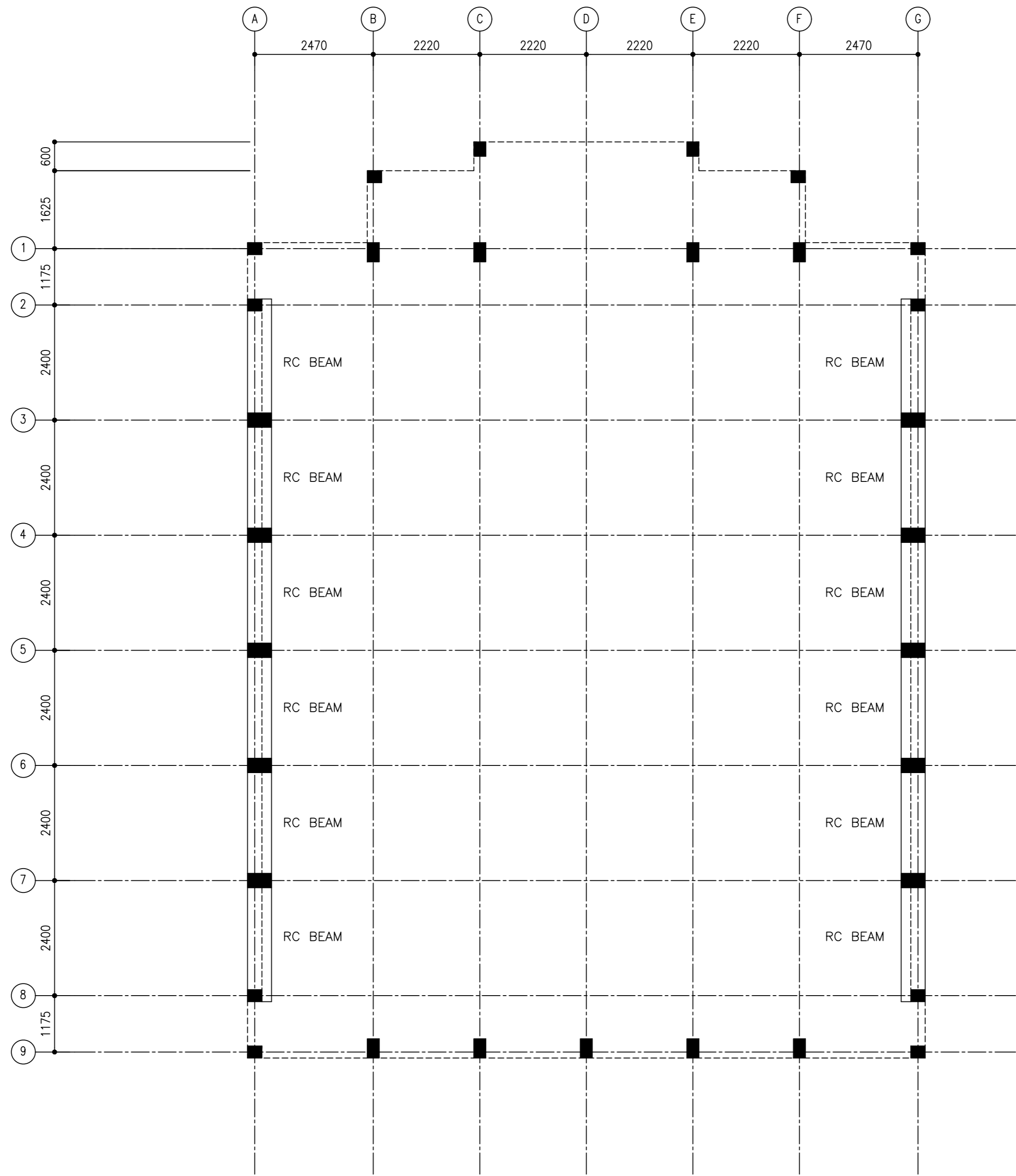
DWG. NAME:

STRUCTURAL

BEAM PLAN


CODE	DATE		DWG. NO:
COM-32	16-09-18		ST05
FORMAT	A1	A2	A3
SCALE	-	-	1:100
ISSUE			A

PDF FILE NAME: COM-32_MSQ_AB_ST05_A

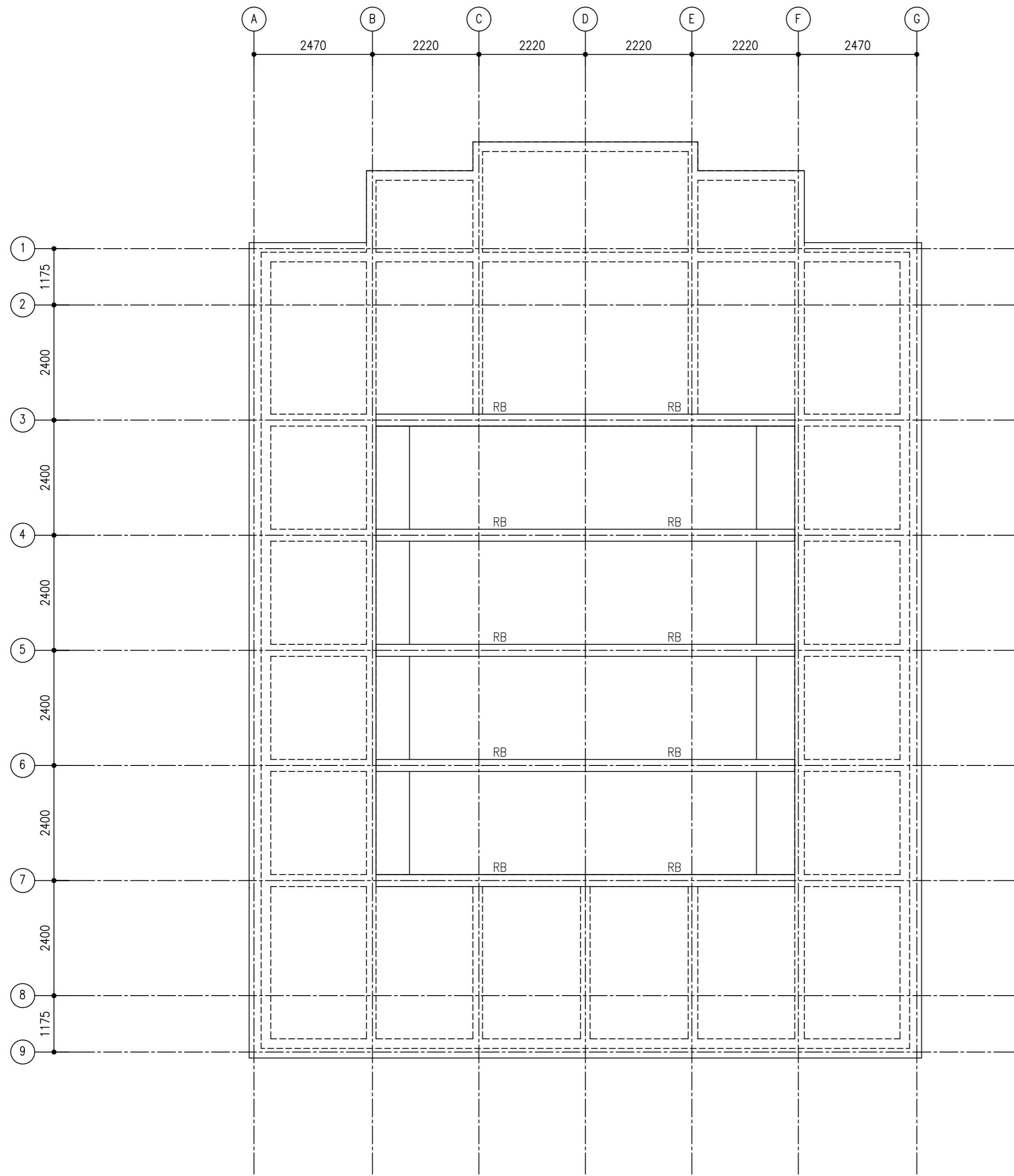


LINTEL BEAM LAYOUT (LEVEL-4)

SCALE 1:100

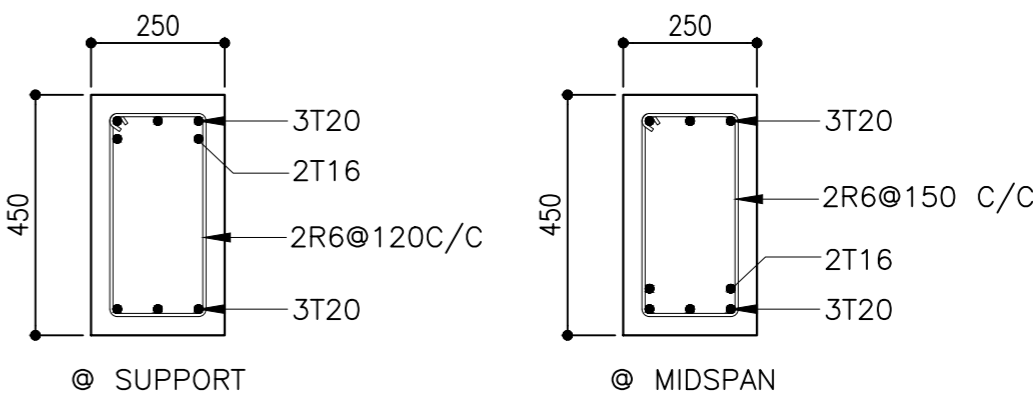



Ref.section Y2-Y2 & Detail-4: Roof shade detail



ROOF BEAM PLAN


SCALE 1:100



RB

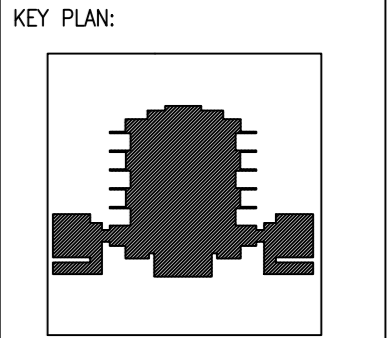
ROOF BEAM DETAILS

SCALE 1:20



CLIENT:
MINISTRY OF ISLAMIC AFFAIRS

DESIGN AND CONSULTANCY:
SIARCH
PRIVATE LIMITED
LONUZIYARAIY MAGU, MALE', 20075, MALDIVES
EMAIL: INFO@SIARCH.DESIGN
HTTP://WWW.SIARCH.DESIGN



WARNING:

- This drawing shall not be used for construction unless certified.
- Contractor to verify all dimensions of existing works on site before commencing any work or preparing shop drawings.
- Do not scale drawings, use written dimensions only.
- This drawing is to be read in conjunction with the specifications and conditions of contract.
- This drawing and design is copyright and no portion may be reproduced without the permission of the Consultant

REVISIONS		
NO	DESCRIPTION	DATE

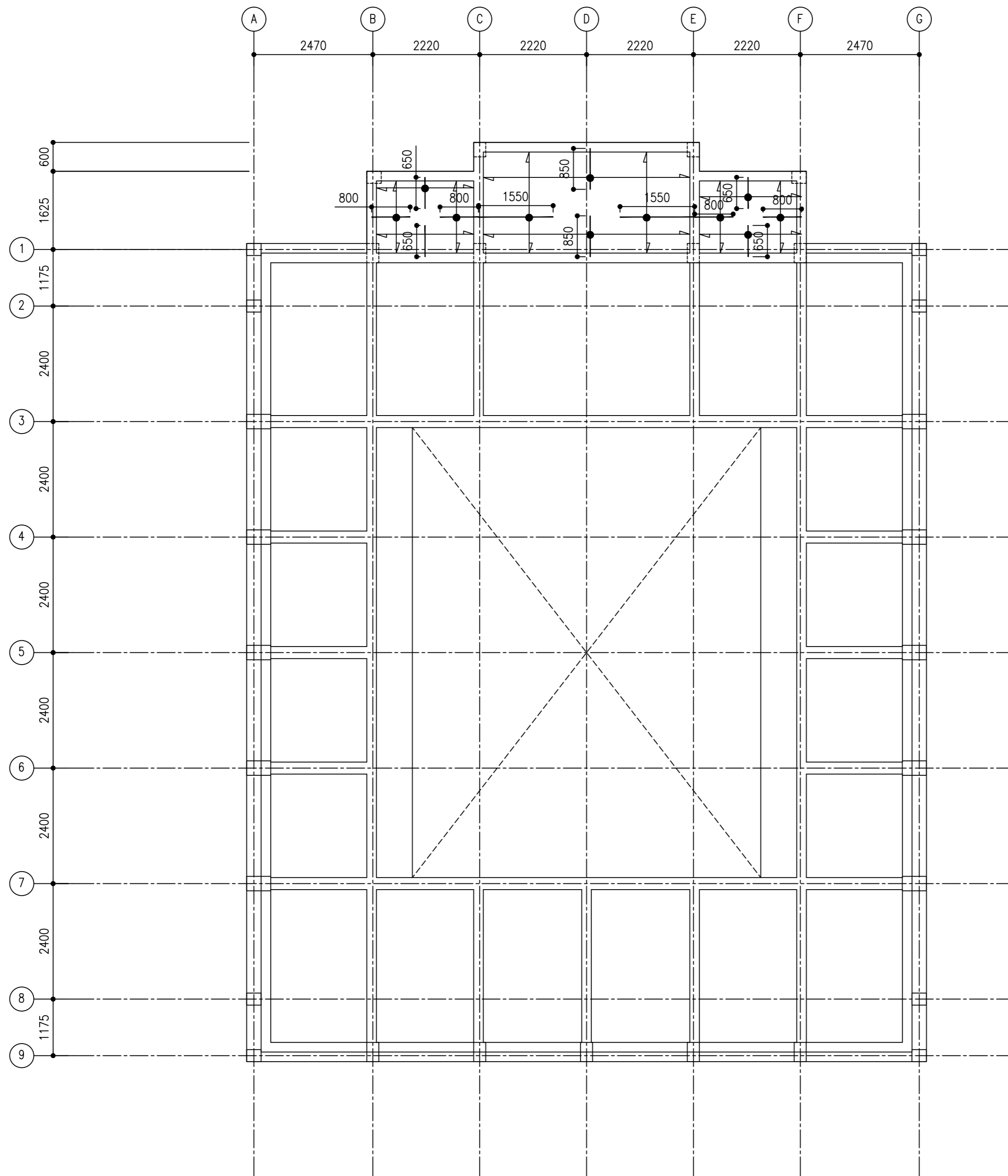
PROJECT:
PROPOSED MOSQUE FOR 300 PAX.

PHASE:
☐ CONCEPT DESIGN
☐ DESIGN DEVELOPMENT
☒ TENDER DOCUMENT
☐ FOR CONSTRUCTION
☐ AS BUILD DRAWINGS

DESIGNATION	NAME	SIGNATURE
PROJECT MANAGER	SIARCH PVT LTD.	
STR. ENGINEER	KINNANATH HUSSAIN	
ARCHITECT	ALI WAJEEH	
CHECKED	MOHAMED SIRAJ	
DRAWN	ASHAN M.	

DWG. NAME:
STRUCTURAL

ROOF BEAM PLAN		
CODE COM-32	DATE 16-09-18	DWG. NO: ST08
FORMAT A1	A2	A3
SCALE -	-	1:100
ISSUE A		
PDF FILE NAME: COM-32_MSQ_AB_ST08_A		




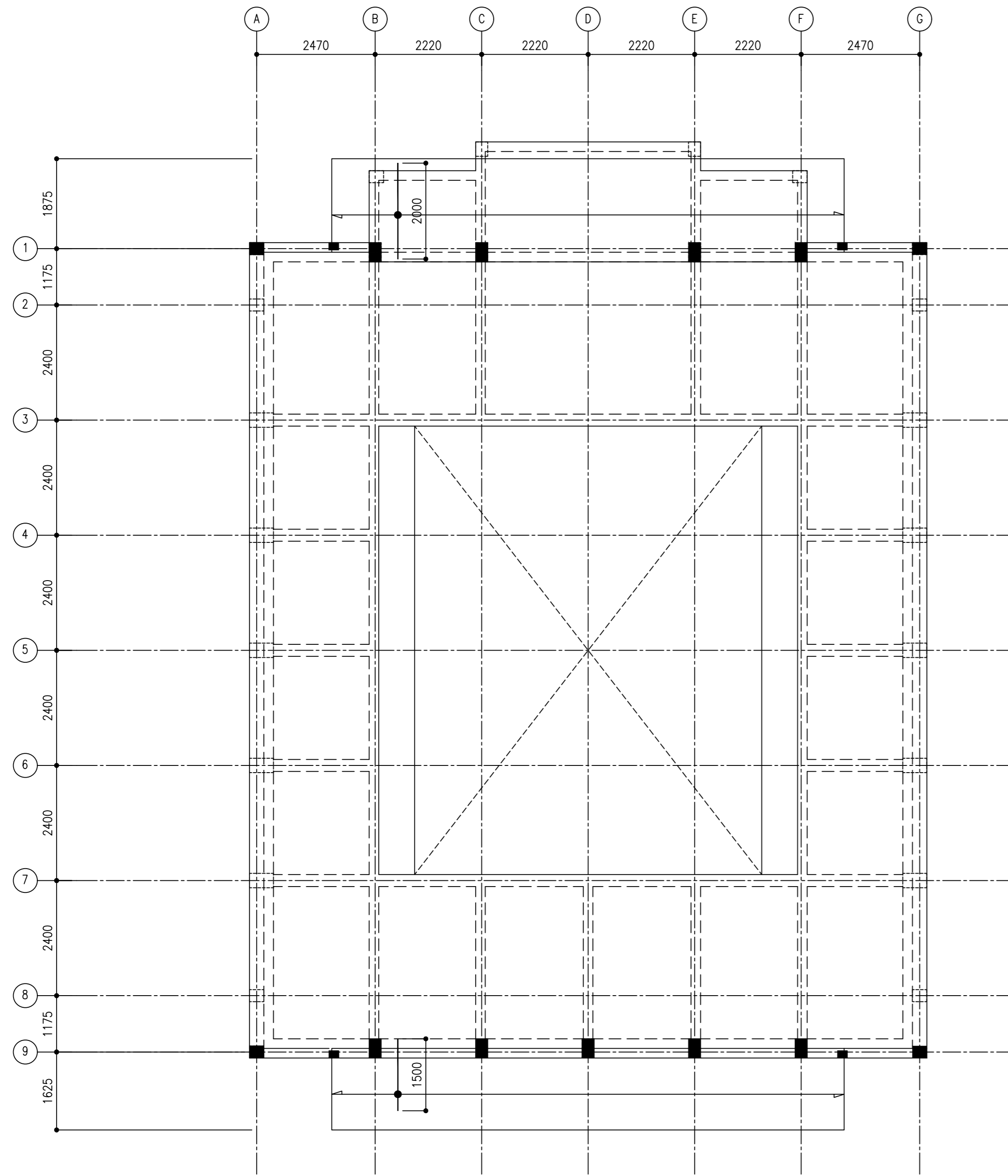
NOTES:

SLAB THICKNESS = 130MM
BOTTOM RFMT: T10@100 B/W THROUGHOUT (NOT SHOWN)
TOP RFMT: = T10@100(AS SHOWN)
SLAB TOP COVER = 25MM
SLAB BOTTOM COVER = 30MM
COVER TO BEAMS = 30-35MM
COVER TO COLUMNS = 40MM
LAPS = 45 ϕ (ϕ =BAR DIAMETER)
CONCRETE MIX = 1:2:3

SLAB REINFORCEMENT PLAN (AT LEVEL 1)

SCALE 1:100




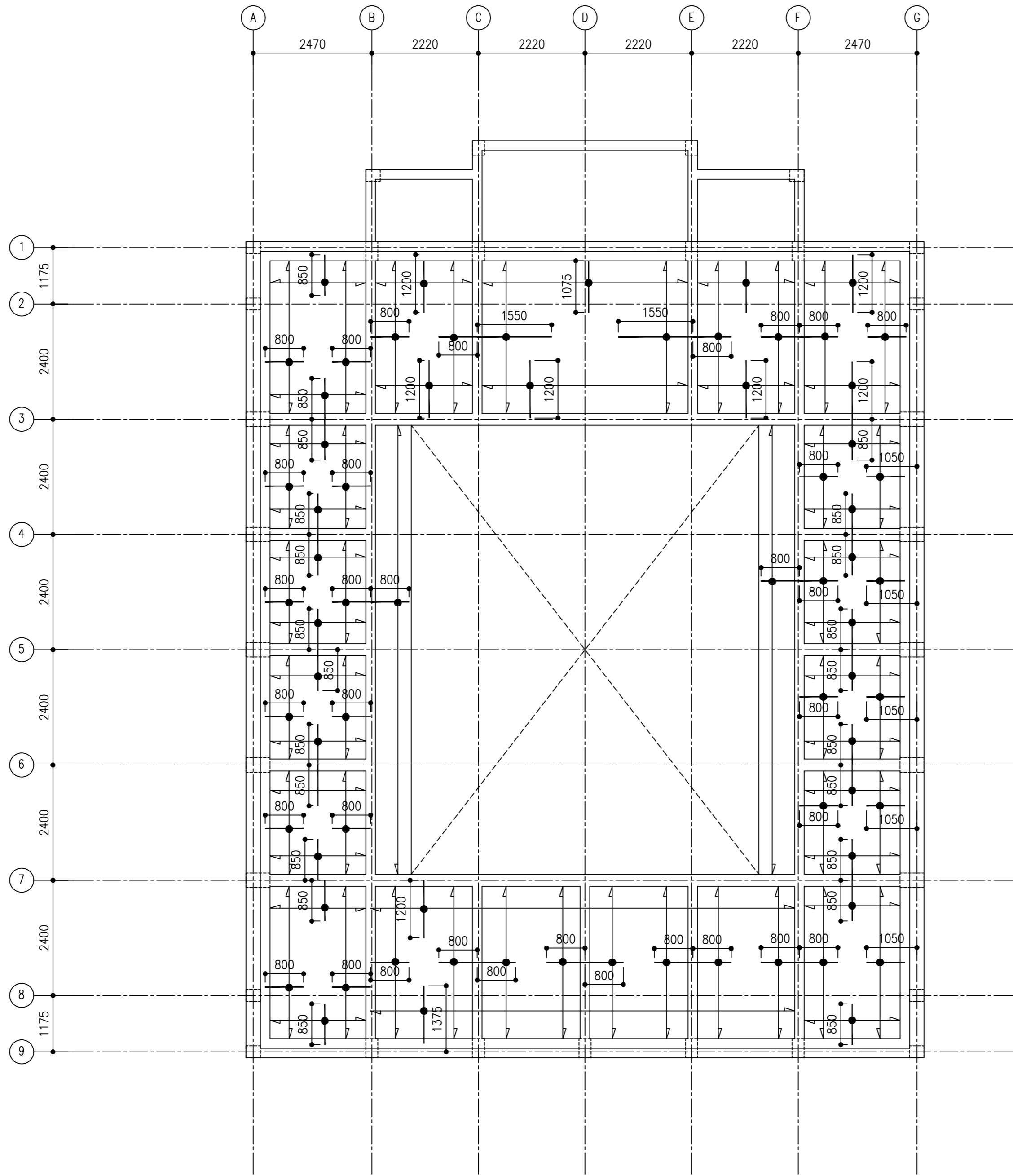


NOTES:	
SLAB THICKNESS	= 130MM
BOTTOM RFMT:	T10@100 B/W THROUGHOUT (NOT SHOWN)
TOP RFMT:	= T10@100(AS SHOWN)
SLAB TOP COVER	= 25MM
SLAB BOTTOM COVER	= 30MM
COVER TO BEAMS	= 30-35MM
COVER TO COLUMNS	= 40MM
LAPS	= 45 ϕ (ϕ =BAR DIAMETER)
CONCRETE MIX	= 1:2:3

CANTILEVER SLAB REINFORCEMENT PLAN (LEVEL 2)


SCALE 1:100





ROOF SLAB REINFORCEMENT PLAN (LEVEL 3)

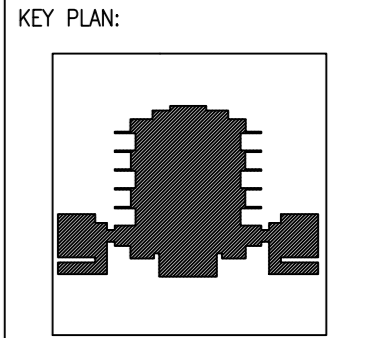
SCALE 1:100



- NOTES:
- SLAB THICKNESS = 130MM
BOTTOM RFMT: T10@100 B/W THROUGHOUT (NOT SHOWN)
TOP RFMT: = T10@100(AS SHOWN)
SLAB TOP COVER = 25MM
SLAB BOTTOM COVER = 30MM
COVER TO BEAMS = 30-35MM
COVER TO COLUMNS = 40MM
LAPS = 45Ø (Ø=BAR DIAMETER)
CONCRETE MIX = 1:2:3

CLIENT:
MINISTRY OF ISLAMIC AFFAIRS

DESIGN AND CONSULTANCY:
SIARCH
PRIVATE LIMITED
LONUZIYARAIY MAGU, MALE', 20075, MALDIVES
EMAIL: INFO@SIARCH.DESIGN
HTTP://WWW.SIARCH.DESIGN



- WARNING:
- This drawing shall not be used for construction unless certified.
 - Contractor to verify all dimensions of existing works on site before commencing any work or preparing shop drawings.
 - Do not scale drawings, use written dimensions only.
 - This drawing is to be read in conjunction with the specifications and conditions of contract.
 - This drawing and design is copyright and no portion may be reproduced without the permission of the Consultant

REVISIONS		
NO	DESCRIPTION	DATE

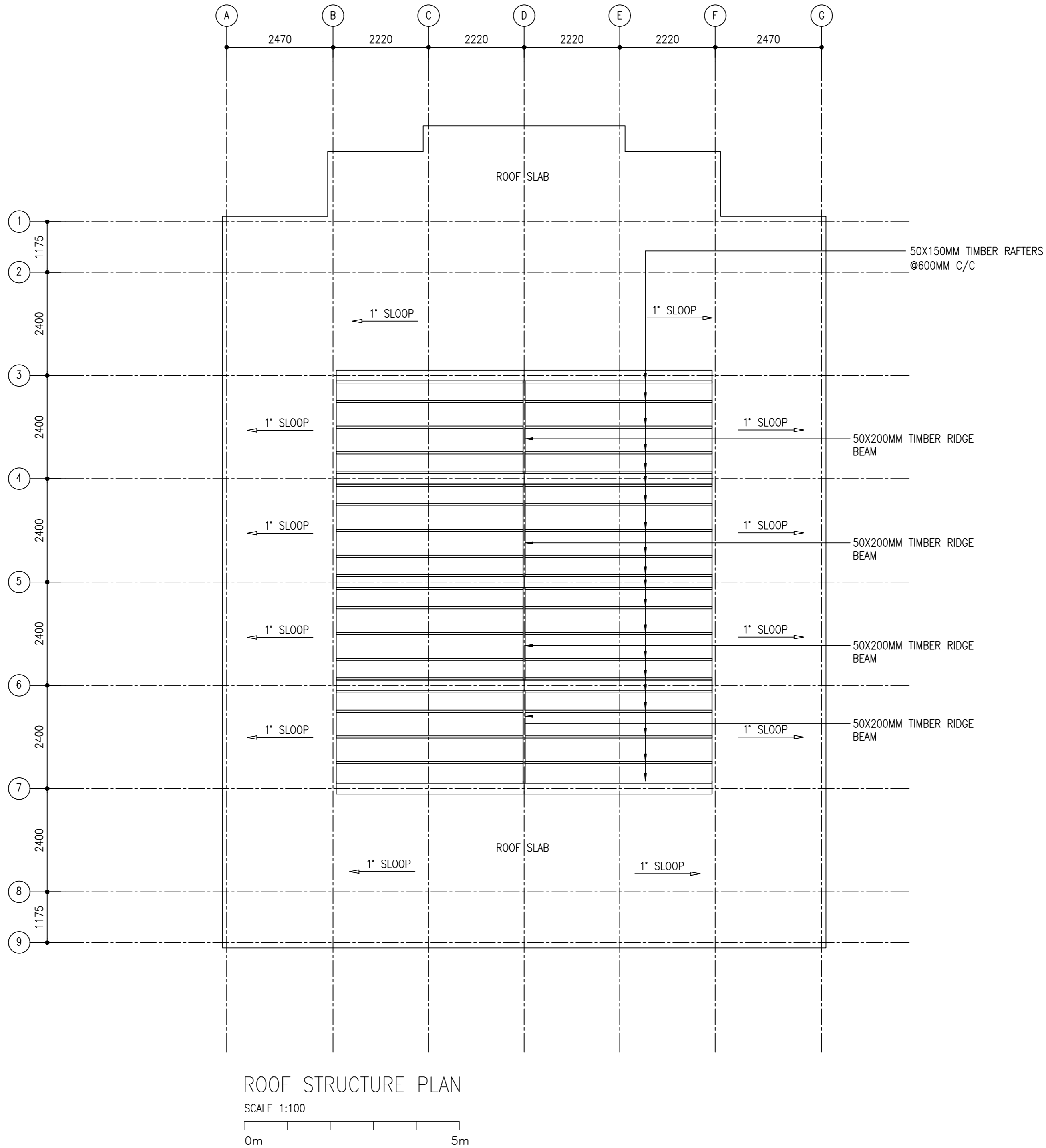
PROJECT:
**PROPOSED
MOSQUE FOR
300 PAX.**

- PHASE:
- ☐ CONCEPT DESIGN
 - ☐ DESIGN DEVELOPMENT
 - ☒ TENDER DOCUMENT
 - ☐ FOR CONSTRUCTION
 - ☐ AS BUILD DRAWINGS

DESIGNATION	NAME	SIGNATURE
PROJECT MANAGER	SIARCH PVT LTD.	
STR. ENGINEER	KINNANATH HUSSAIN	
ARCHITECT	ALI WAJEEH	
CHECKED	MOHAMED SIRAJ	
DRAWN	ASHAN M.	

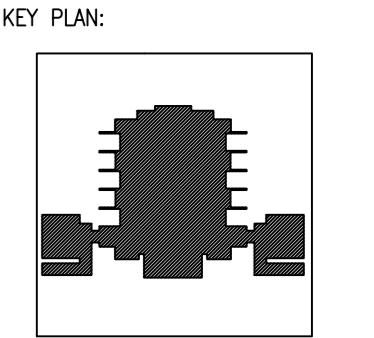
DWG. NAME:
STRUCTURAL

SLAB REINFORCEMENT PLAN		
CODE COM-32	DATE 16-09-18	DWG. NO: ST06
FORMAT A1	A2	A3
SCALE -	-	1:100
ISSUE A		
PDF FILE NAME: COM-32_MSQ_AB_ST06_A		



CLIENT:
MINISTRY OF ISLAMIC AFFAIRS

DESIGN AND CONSULTANCY:
SIARCH
PRIVATE LIMITED
LONUZIAARIY MAGU, MALE', 20075, MALDIVES
EMAIL: INFO@SIARCH.DESIGN
HTTP://WWW.SIARCH.DESIGN



WARNING:

- This drawing shall not be used for construction unless certified.
- Contractor to verify all dimensions of existing works on site before commencing any work or preparing shop drawings. Do not scale drawings, use written dimensions only.
- This drawing is to be read in conjunction with the specifications and conditions of contract.
- This drawing and design is copyright and no portion may be reproduced without the permission of the Consultant

REVISIONS		
NO	DESCRIPTION	DATE

PROJECT:
PROPOSED
MOSQUE FOR
300 PAX.

PHASE:

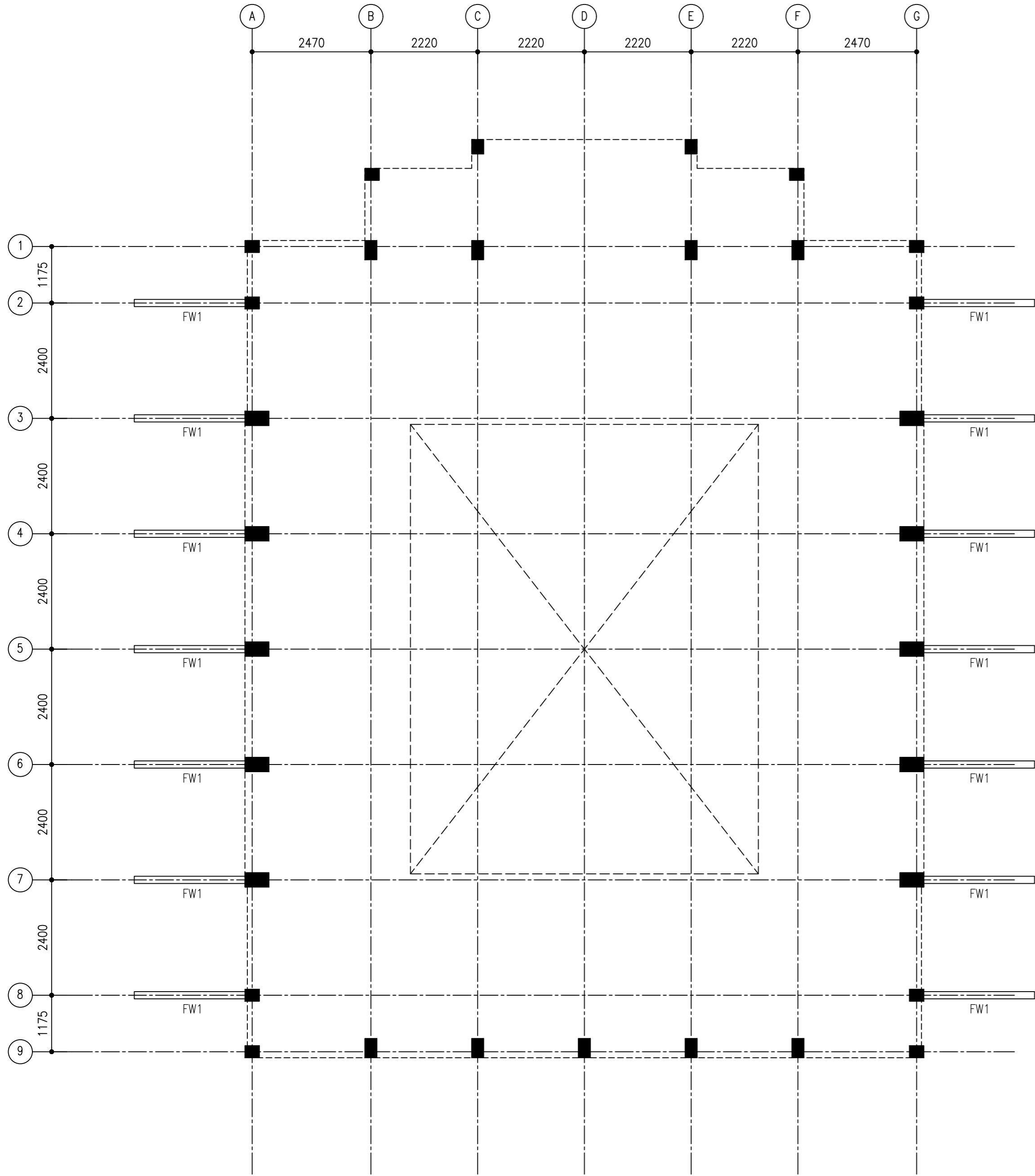
- ☐ CONCEPT DESIGN
- ☐ DESIGN DEVELOPMENT
- ☒ TENDER DOCUMENT
- ☐ FOR CONSTRUCTION
- ☐ AS BUILD DRAWINGS

DESIGNATION	NAME	SIGNATURE
PROJECT MANAGER	SIARCH PVT LTD	
STR. ENGINEER	KINNANATH HUSSAIN	
ARCHITECT	ALI WAJIEH	
CHECKED	MOHAMED SIRAJ	
DRAWN	ASHAN M.	

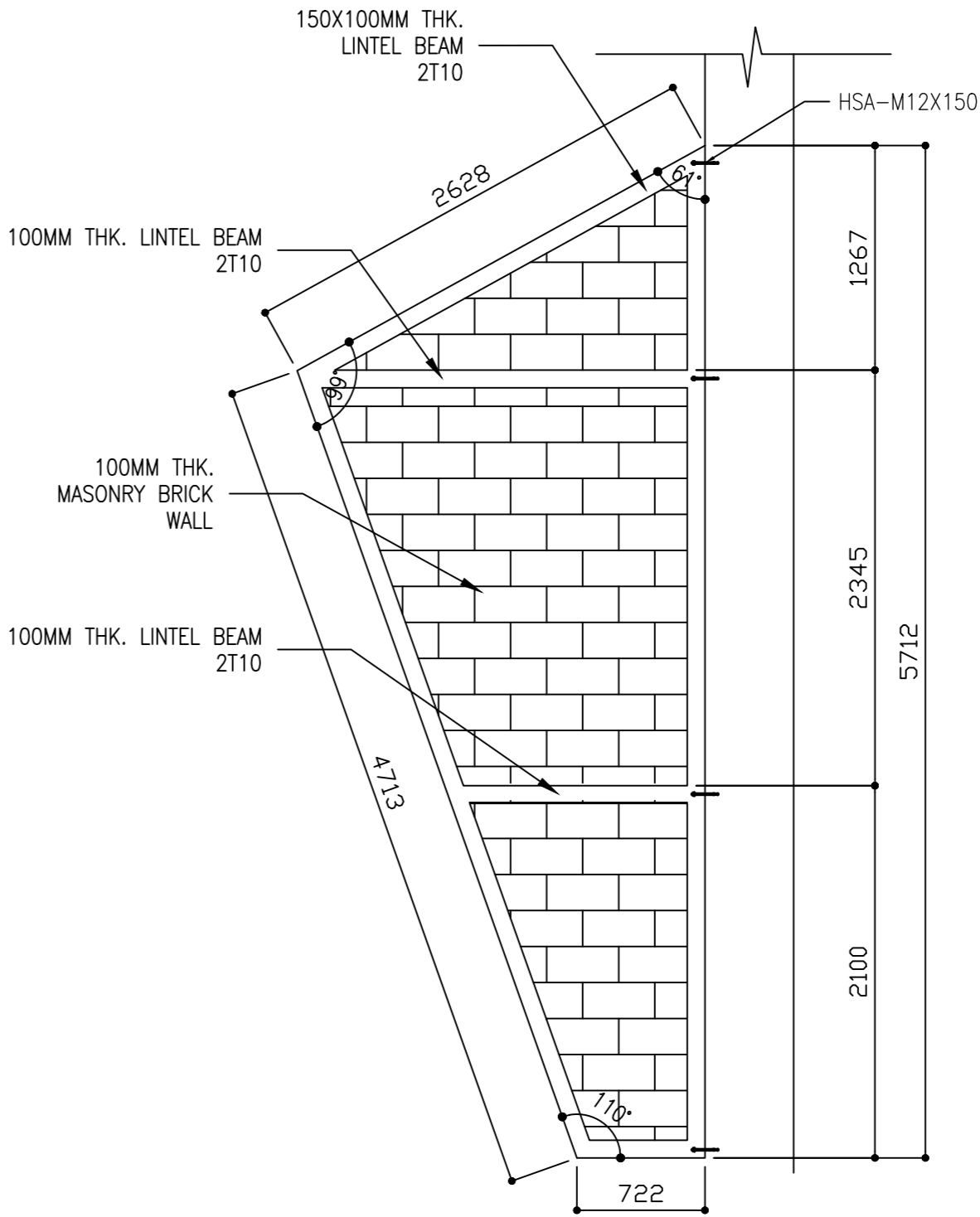
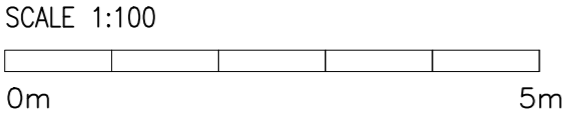
DWG. NAME:
STRUCTURAL

ROOF STRUCTURE
PLAN

CODE	DATE	DWG. NO:
COM-32	16-09-18	ST09
FORMAT	A1 A2 A3	
SCALE	- - 1:100	ISSUE A



FIN WALL PLAN



FIN WALL(FW1) STRUCTURE DETAIL (REV.01)

CLIENT:

MINISTRY OF ISLAMIC AFFAIRS

DESIGN AND CONSULTANCY:

SIARCH

PRIVATE LIMITED

LONUZIYARAIY MAGU,MALE',20075,MALDIVES

EMAIL: INFO@SIARCH.DESIGN

HTTP://WWW.SIARCH.DESIGN

KEY PLAN:

WARNING:

This drawing shall not be used for construction unless certified.

Contractor to verify all dimensions of existing works on site before commencing any work or preparing shop drawings.

Do not scale drawings, use written dimensions only.

This drawing is to be read in conjunction with the specifications and conditions of contract.

This drawing and design is copyright and no portion may be reproduced without the permission of the Consultant

REVISIONS

NO	DESCRIPTION	DATE

PROJECT:

PROPOSED MOSQUE FOR 300 PAX.

PHASE:

☐ CONCEPT DESIGN

☐ DESIGN DEVELOPMENT

☒ TENDER DOCUMENT

☐ FOR CONSTRUCTION

☐ AS BUILD DRAWINGS

DESIGNATION	NAME	SIGNATURE
PROJECT MANAGER	SIARCH PVT LTD.	
STR. ENGINEER	KINNANATH HUSSAIN	
ARCHITECT	ALI WAJEEH	
CHECKED	MOHAMED SIRAJ	
DRAWN	ASHAN M.	

DWG. NAME:

STRUCTURAL

FIN WALL PLAN

CODE	DATE	DWG. NO:
COM-32	16-09-18	ST10
FORMAT	A1 A2 A3	
SCALE	- - 1:100	ISSUE A

PDF FILE NAMECOM-32_MSQ_AB_ST10_A

PROPOSED SINGLE STOREY MOSQUE
MALDIVES

ABLUTION AREA
ARCHITECTURAL DRAWINGS

16.05.2022

PROPOSED SINGLE STOREY MOSQUE , MALDIVES

DRAWING INDEX

PROJECT CODE: COM-32

CLIENT: MINISTRY OF ISLAMIC AFFAIRS

BUILDING: MOSQUE | ABLUTION

BUILDING CODE: MOS300


DWG FILE NAME: COM-32_MOSQUE300_AB

				DRAWING TITLE				
BLDN.CODE.	DISC.	NO.	PDF FILE NAME	PRIMARY	SECONDARY	SCALE	FORMAT	DATE
ARCHITECTURAL DRAWINGS								
MSQ_AB	AR	00	COM-32_MSQ_AB_AR00_A	DRAWING REGISTER		–	A3	27TH FEB 2021
MSQ_AB	AR	01	COM-32_MSQ_AB_AR01_A	SITE PLAN		1:100	A3	27TH FEB 2021
MSQ_AB	AR	02	COM-32_MSQ_AB_AR02_A	GROUND FLOOR PLAN/ROOF SLAB PLAN		1:50	A3	27TH FEB 2021
MSQ_AB	AR	03	COM-32_MSQ_AB_AR03_A	ELEVATION E1,E2		1:50	A3	27TH FEB 2021
MSQ_AB	AR	04	COM-32_MSQ_AB_AR04_A	SECTION X-X, SECTION Y-Y		1:50	A3	27TH FEB 2021
MSQ_AB	AR	05	COM-32_MSQ_AB_AR05_A	FLOOR FINISHES SCHEDULE		1:50	A3	27TH FEB 2021
MSQ_AB	AR	06	COM-32_MSQ_AB_AR06_A	DOOR & WINDOW SCHEDULE		1:50	A3	27TH FEB 2021
MSQ_AB	AR	07	COM-32_MSQ_AB_AR07_A	ARCHITECTURAL DETAILS 1		1:10	A3	27TH FEB 2021
MSQ_AB	AR	08	COM-32_MSQ_AB_AR08_A	ARCHITECTURAL DETAILS 2		1:10	A3	27TH FEB 2021
MSQ_AB	ST	01	COM-32_MSQ_AB_ST01_A	FOUNDATION AND COLUMN PLAN		1:50	A3	27TH FEB 2021
MSQ_AB	ST	02	COM-32_MSQ_AB_ST02_A	ROOF BEAM PLAN AND ROOF STRUCTURE PLAN		1:50	A3	27TH FEB 2021
MSQ_AB	ST	03	COM-32_MSQ_AB_ST03_A	STRUCTURAL DETAILS		1:20	A3	27TH FEB 2021

CLIENT:
MINISTRY OF ISLAMIC AFFAIRS

DESIGN AND CONSULTANCY:

SIARCH
PRIVATE LIMITED
LONUZIYARAIY MAGU,MALE',20075,MALDIVES
EMAIL: INFO@SIARCH.DESIGN
HTTP://WWW.SIARCH.DESIGN

KEY PLAN:


WARNING:

- This drawing shall not be used for construction unless certified.
- Contractor to verify all dimensions of existing works on site before commencing any work or preparing shop drawings.
- Do not scale drawings, use written dimensions only.
- This drawing is to be read in conjunction with the specifications and conditions of contract.
- This drawing and design is copyright and no portion may be reproduced without the permission of the Consultant

REVISIONS

NO	DESCRIPTION	DATE

PROJECT:

PROPOSED
MOSQUE FOR
300 PAX

PHASE:

☐ CONCEPT DESIGN
☐ DESIGN DEVELOPMENT
☒ TENDER DOCUMENT
☐ FOR CONSTRUCTION
☐ AS BUILD DRAWINGS

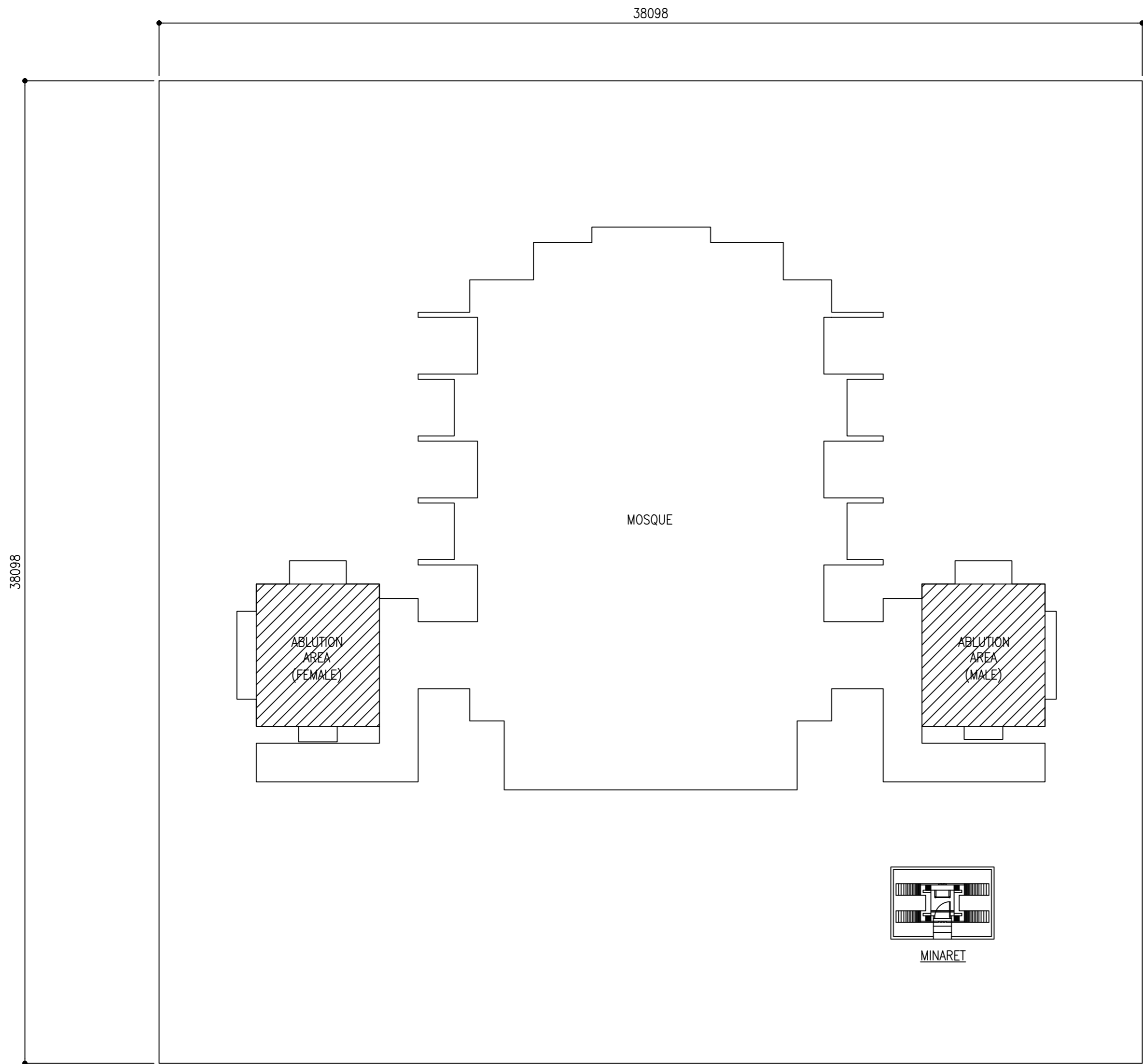
DESIGNATION	NAME	SIGNATURE
PROJECT MANAGER	SIARCH PVT LTD.	
STR. ENGINEER	KINNANATH HUSSAIN	
CHIEF ARCHITECT	ALI WAJEEH	
CHECKED	MOHAMED SIRAJ	
DRAWN	ASHAN M.	

DWG. NAME:

ARCHITECTURAL


DRAWING INDEX

CODE COM-32	DATE 16-09-18	DWG. NO: AR00
FORMAT	A1 A2 A3	
SCALE	- - 1:100	ISSUE A
PDF FILE NAME:COM-32_MSQ_AB_AR00_A		



SITE PLAN

SCALE 1:100



CLIENT:
MINISTRY OF ISLAMIC AFFAIRS

DESIGN AND CONSULTANCY:
SIARCH
PRIVATE LIMITED
LONUZIYARAIY MAGU,MALE',20075,MALDIVES
EMAIL: INFO@SIARCH.DESIGN
HTTP://WWW.SIARCH.DESIGN

KEY PLAN:

WARNING:

- This drawing shall not be used for construction unless certified.
- Contractor to verify all dimensions of existing works on site before commencing any work or preparing shop drawings.
- Do not scale drawings, use written dimensions only.
- This drawing is to be read in conjunction with the specifications and conditions of contract.
- This drawing and design is copyright and no portion may be reproduced without the permission of the Consultant

REVISIONS		
NO	DESCRIPTION	DATE

PROJECT:

PROPOSED
MOSQUE FOR
300 PAX.

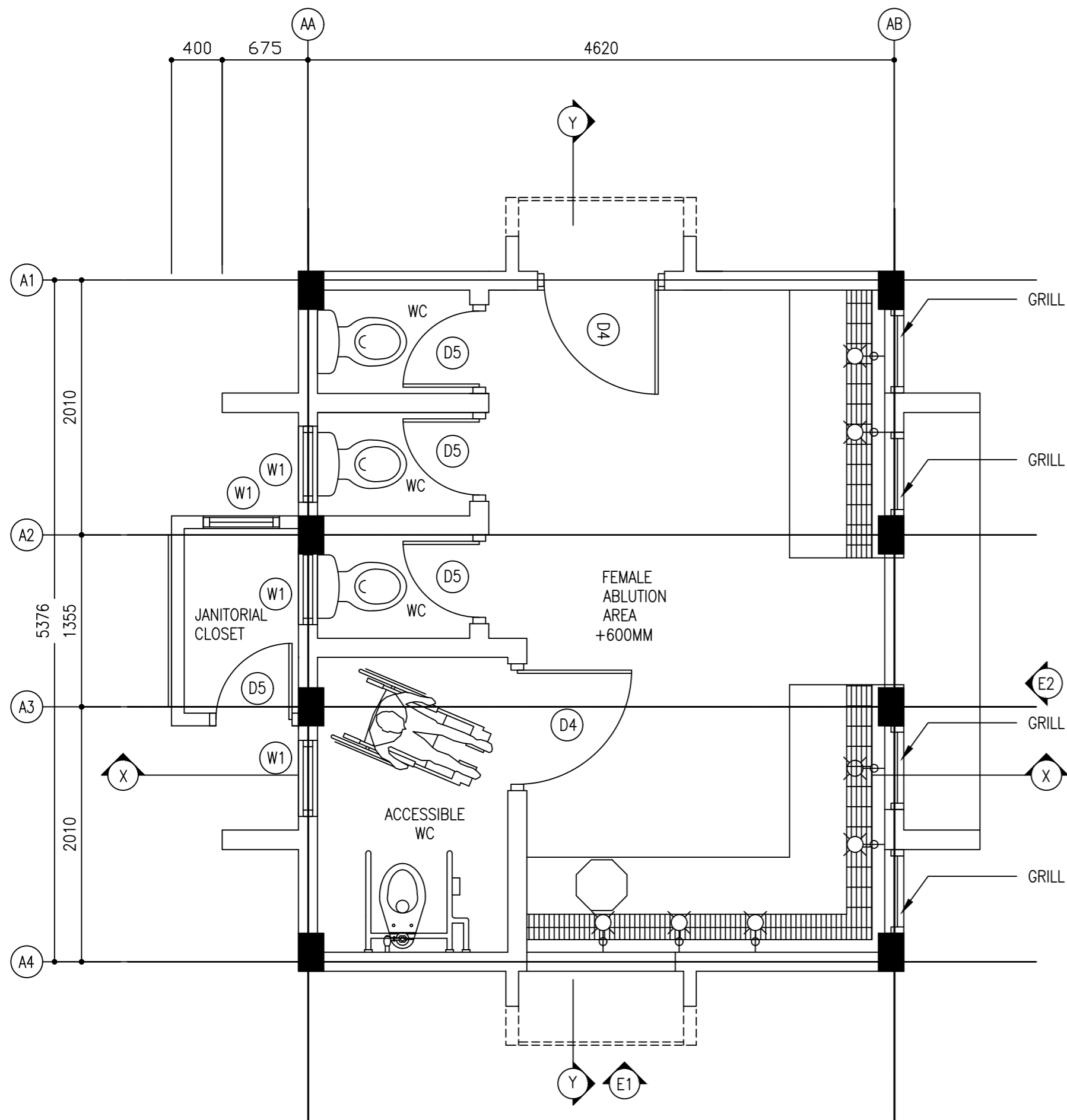
- PHASE:
- ☐ CONCEPT DESIGN
 - ☐ DESIGN DEVELOPMENT
 - ☒ TENDER DOCUMENT
 - ☐ FOR CONSTRUCTION
 - ☐ AS BUILD DRAWINGS

DESIGNATION	NAME	SIGNATURE
PROJECT MANAGER	SIARCH PVT LTD.	
STR. ENGINEER	KINNANATH HUSSAIN	
CHIEF ARCHITECT	ALI WAJEEH	
CHECKED	MOHAMED SIRAJ	
DRAWN	ASHAN M.	

DWG. NAME:

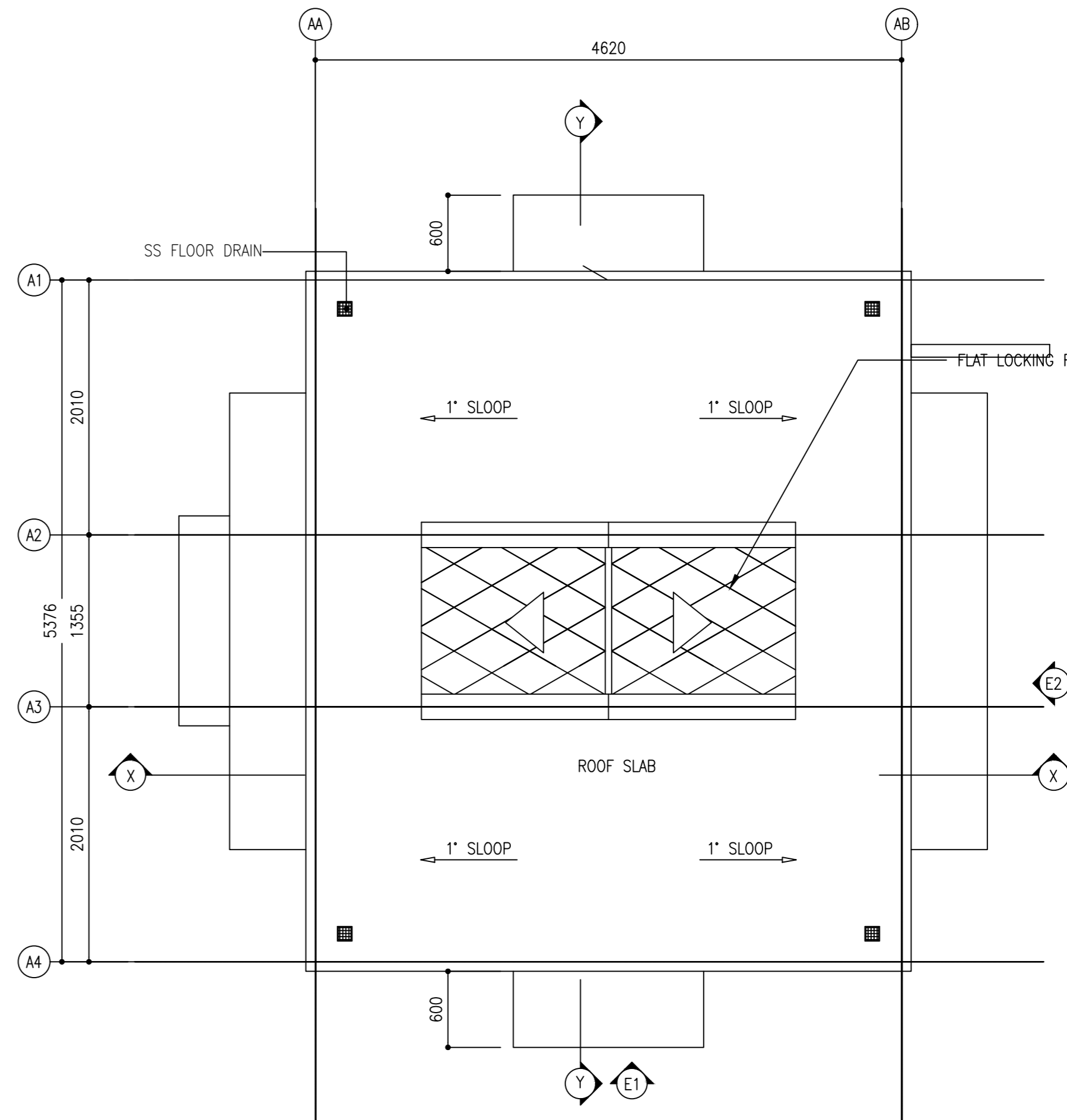
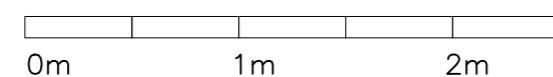
ARCHITECTURAL

SITE PLAN		
CODE COM-32	DATE 16-09-18	DWG. NO: AR01
FORMAT A1	A2	A3
SCALE -	-	1:100
ISSUE		A
PDF FILE NAME:COM-32_MSQ_AB_AR01_A		



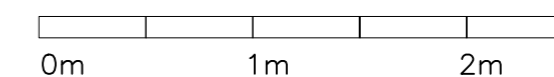
FLOOR PLAN

SCALE 1:50



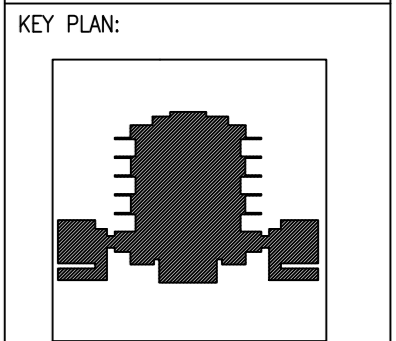
ROOF PLAN

SCALE 1:50



CLIENT:
MINISTRY OF ISLAMIC AFFAIRS

DESIGN AND CONSULTANCY:
SIARCH
PRIVATE LIMITED
LONUZIYARAIY MAGU, MALE, 20075, MALDIVES
EMAIL: INFO@SIARCH.DESIGN
HTTP://WWW.SIARCH.DESIGN



WARNING:

- This drawing shall not be used for construction unless certified.
- Contractor to verify all dimensions of existing works on site before commencing any work or preparing shop drawings.
- Do not scale drawings, use written dimensions only.
- This drawing is to be read in conjunction with the specifications and conditions of contract.
- This drawing and design is copyright and no portion may be reproduced without the permission of the Consultant

REVISIONS		
NO	DESCRIPTION	DATE

PROJECT:
PROPOSED
MOSQUE FOR
300 PAX.

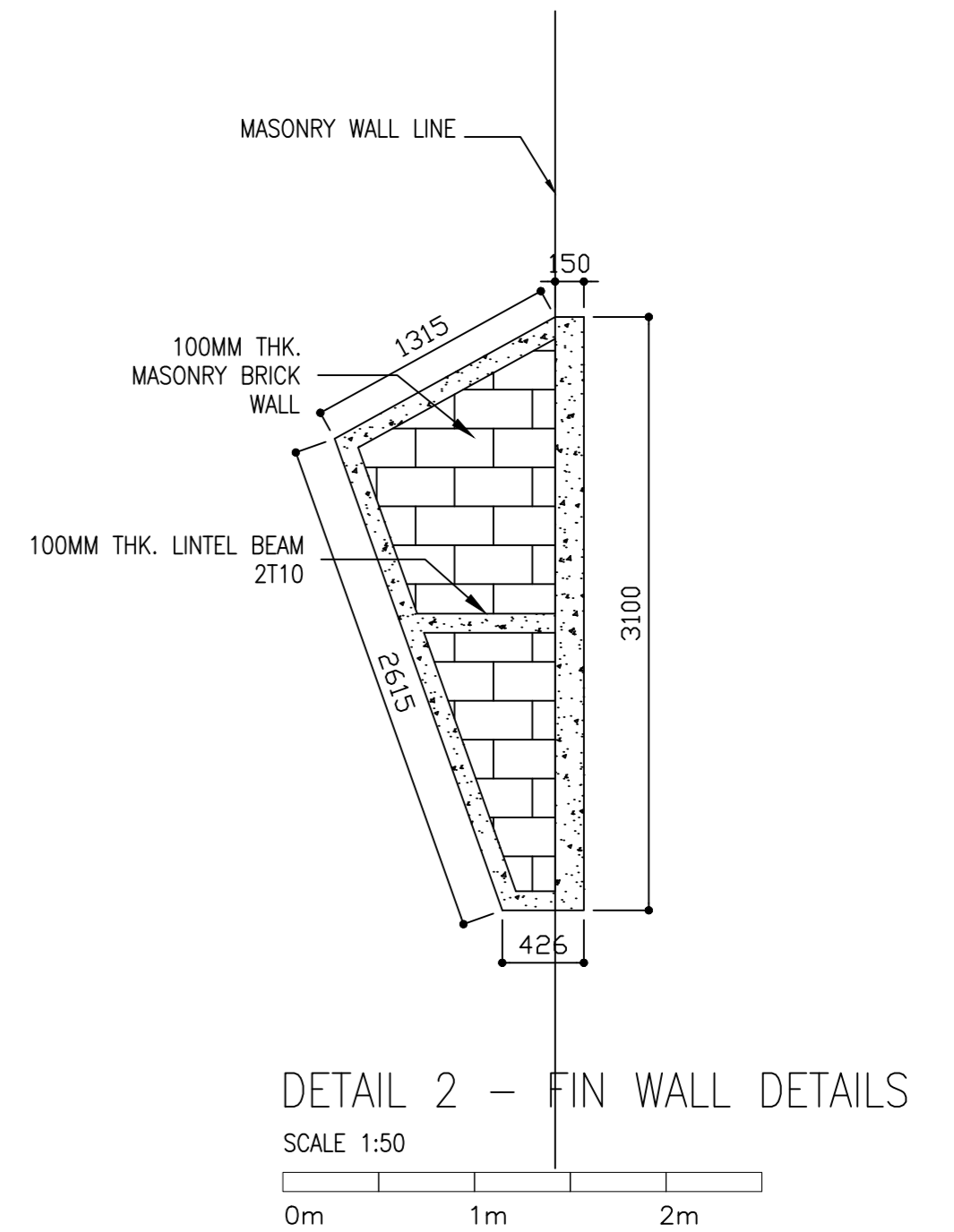
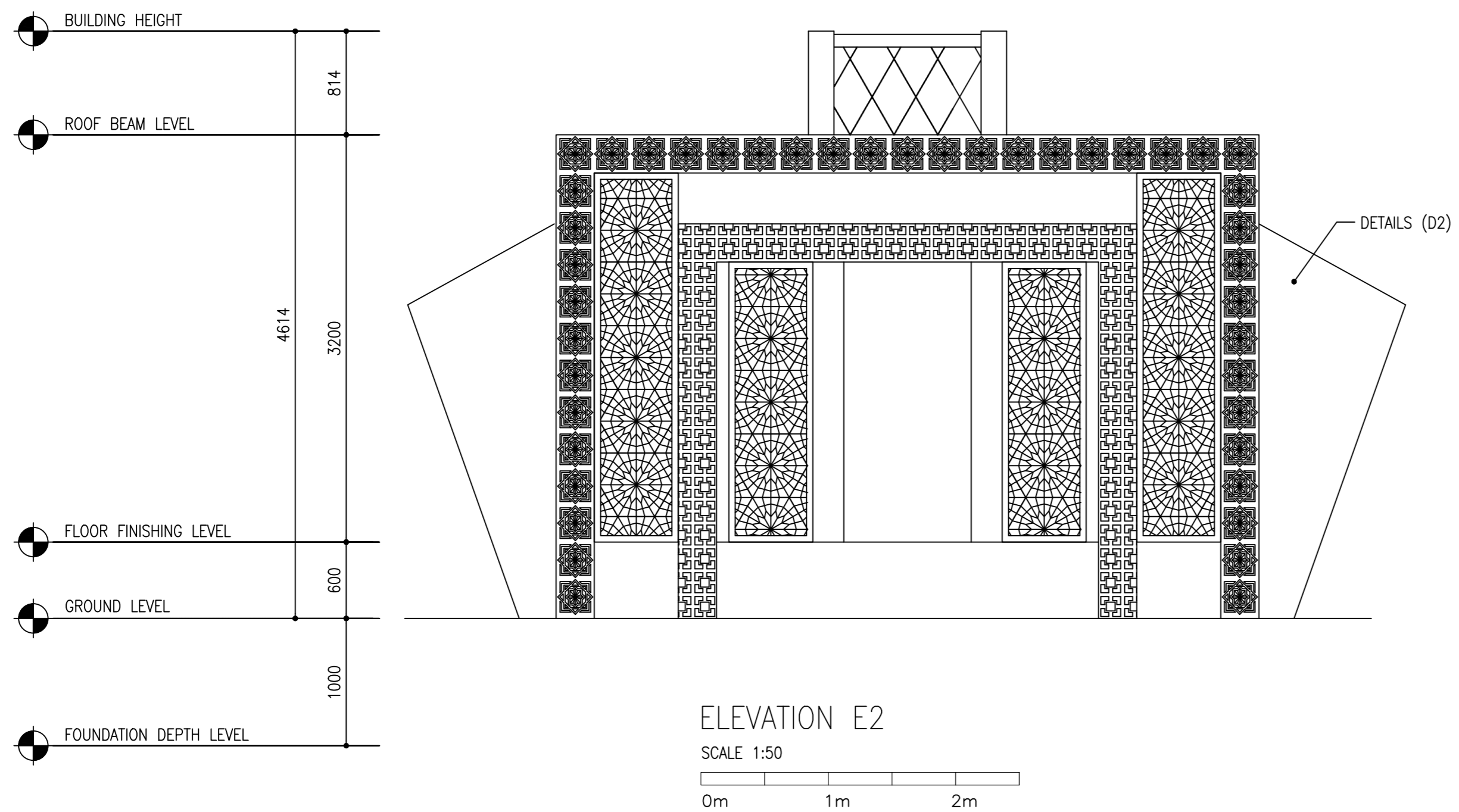
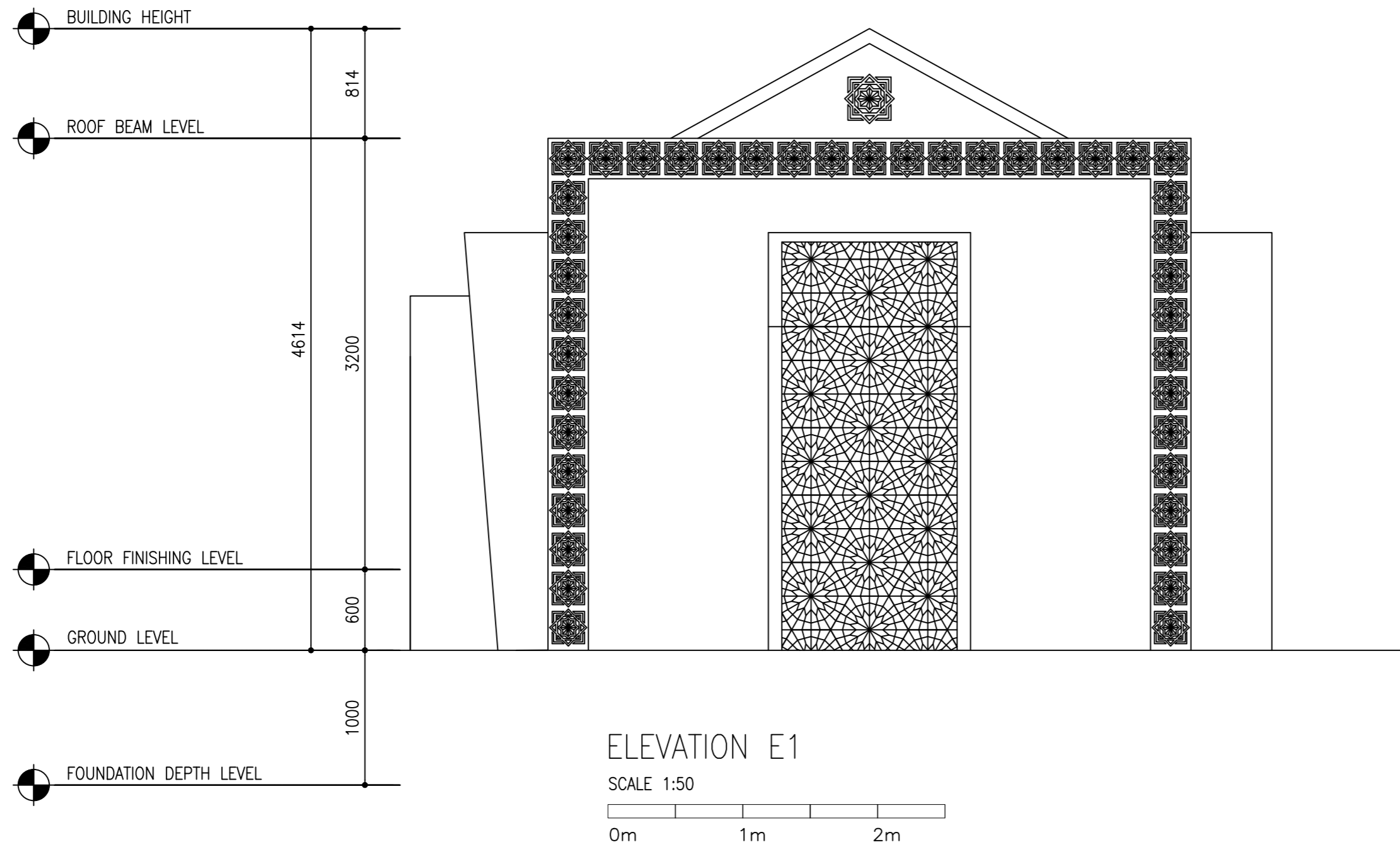
PHASE:
☐ CONCEPT DESIGN
☐ DESIGN DEVELOPMENT
☒ TENDER DOCUMENT
☐ FOR CONSTRUCTION
☐ AS BUILD DRAWINGS

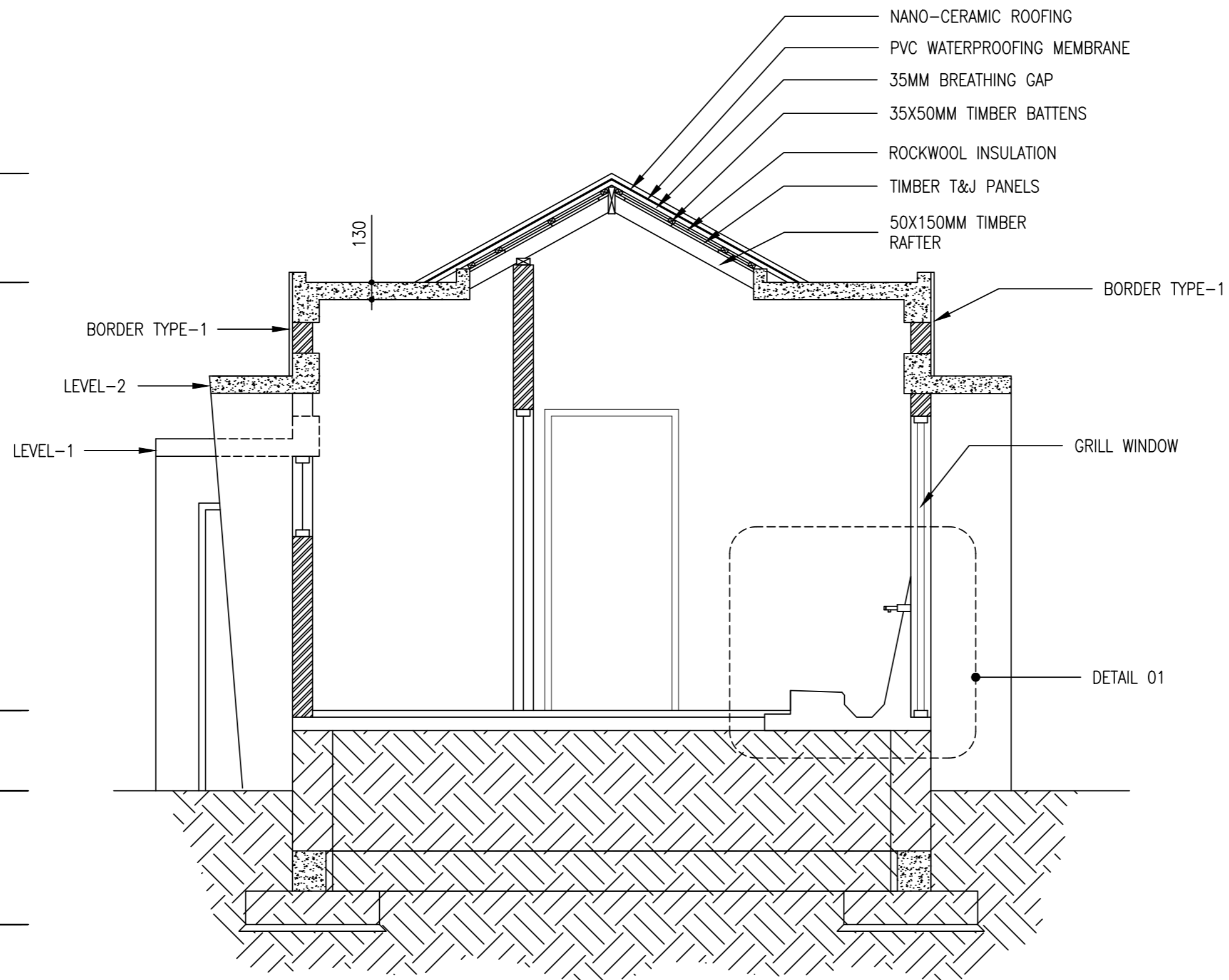
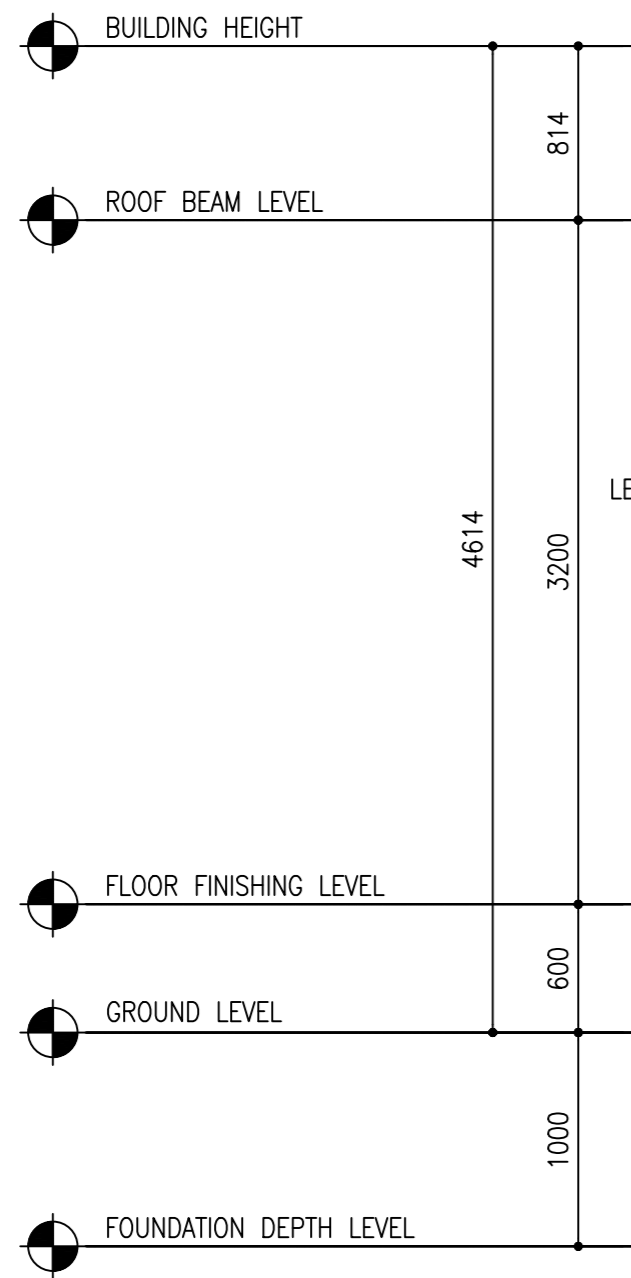
DESIGNATION	NAME	SIGNATURE
PROJECT MANAGER	SIARCH PVT LTD.	
STR. ENGINEER	KINNANATH HUSSAIN	
CHIEF ARCHITECT	ALI WAJEEH	
CHECKED	MOHAMED SIRAJ	
DRAWN	ASHAN M.	

DWG. NAME:
ARCHITECTURAL

FLOOR PLAN &
ROOF PLAN

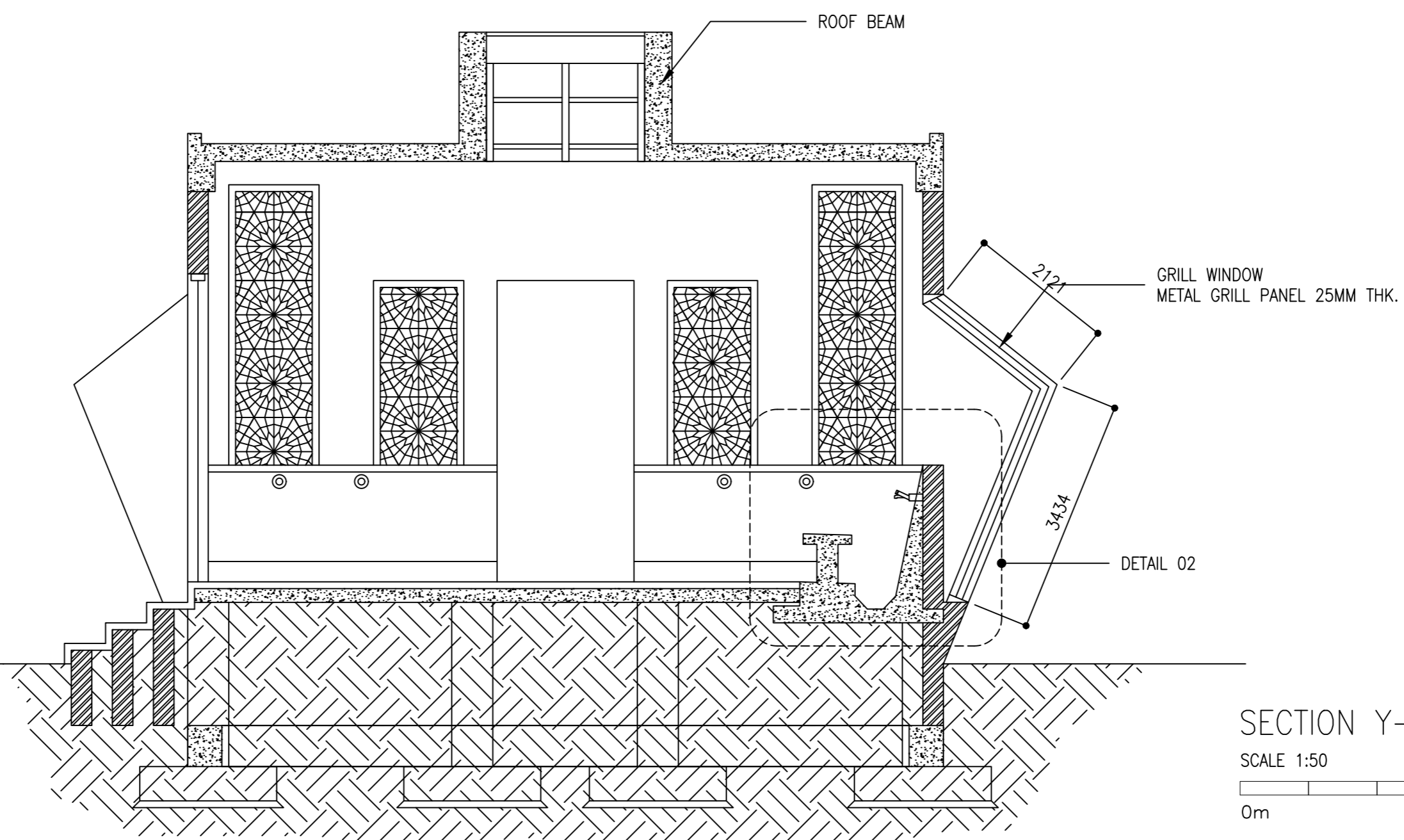
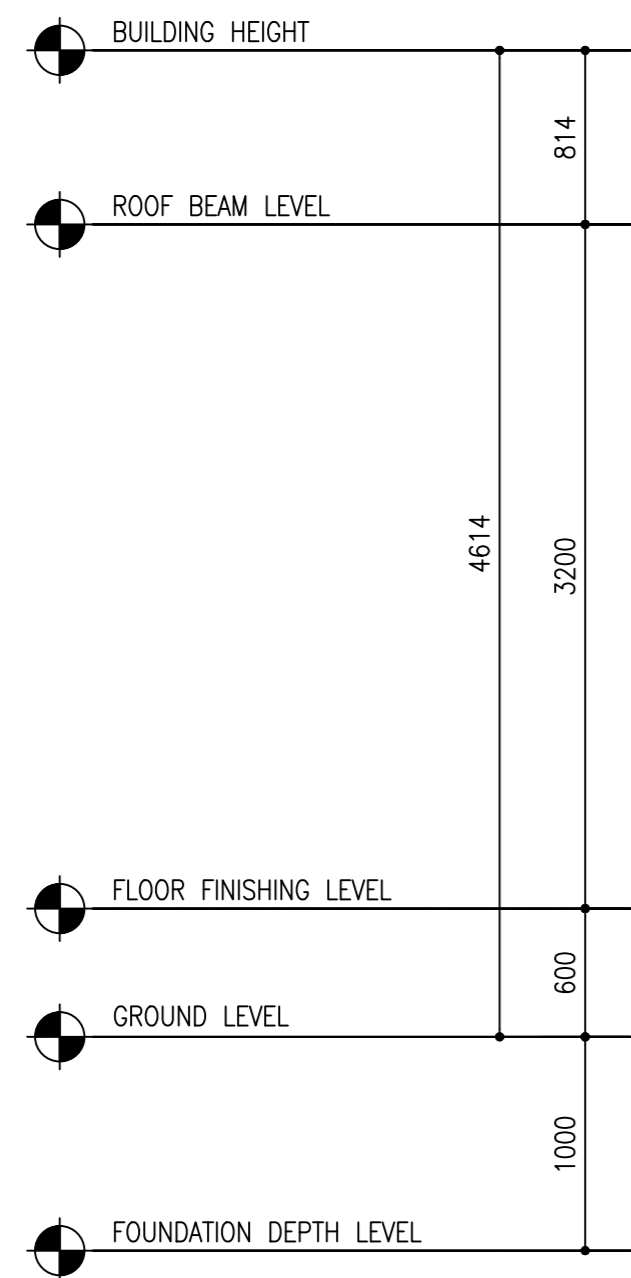

CODE	DATE	DWG. NO:
COM-32	16-09-18	AR02
FORMAT	A1 A2 A3	
SCALE	- - 1:100	ISSUE A
PDF FILE NAME: COM-32_MSQ_AB_AR02_A		






SECTION X-X

SCALE 1:50



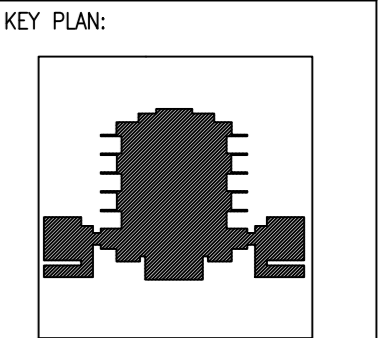
SECTION Y-Y

SCALE 1:50



CLIENT:
MINISTRY OF YAMINAMIC AFFAIRS

DESIGN AND CONSULTANCY:
SIARCH
PRIVATE LIMITED
LONUZIYARAIY MAGU, MALE', 20075, MALDIVES
EMAIL: INFO@SIARCH.DESIGN
HTTP://WWW.SIARCH.DESIGN



WARNING:

- This drawing shall not be used for construction unless certified.
- Contractor to verify all dimensions of existing works on site before commencing any work or preparing shop drawings.
- Do not scale drawings, use written dimensions only.
- This drawing is to be read in conjunction with the specifications and conditions of contract.
- This drawing and design is copyright and no portion may be reproduced without the permission of the Consultant

REVISIONS		
NO	DESCRIPTION	DATE

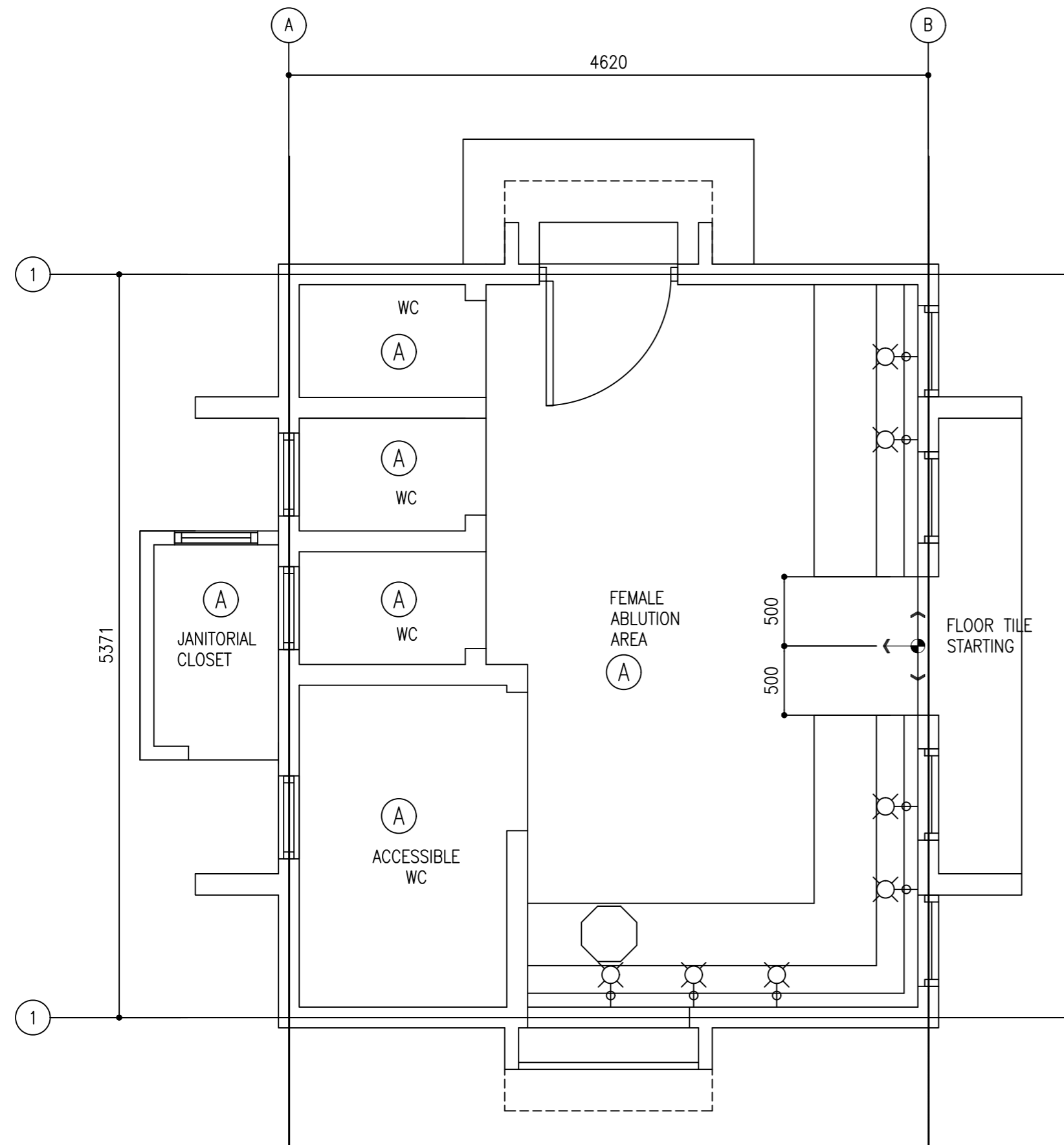
PROJECT:
PROPOSED
MOSQUE FOR
300 PAX.

PHASE:
☐ CONCEPT DESIGN
☐ DESIGN DEVELOPMENT
☒ TENDER DOCUMENT
☐ FOR CONSTRUCTION
☐ AS BUILD DRAWINGS

DESIGNATION	NAME	SIGNATURE
PROJECT MANAGER	SIARCH PVT LTD.	
STR. ENGINEER	KINNANATH HUSSAIN	
CHIEF ARCHITECT	ALI WAJEEH	
CHECKED	MOHAMED SIRAJ	
DRAWN	ASHAN M.	

DWG. NAME:
ARCHITECTURAL

SECTION X-X, SECTION Y-Y		
CODE COM-32	DATE 16-09-18	DWG. NO: AR04
FORMAT SCALE	A2 A3 - 1:100	ISSUE A
PDF FILE NAME: COM-32_MSQ_AB_AR04_A		



FLOOR FINISHES PLAN

SCALE 1:100



- A NON-SLIP CERAMIC TILES
- B 1200MM HIGH WALL TILES
- C EMULSION PAINT FINISH
- D ENAMEL PAINT FINISH
- E VARNISH FINISH
- F EXPOSED FINISH
- G ROUGH CONCRETE FINISH

SURFACE	GENERAL	FLOOR	WALL	CEILING	REMARKS
ABLUTION AREA		A	B	D	
DOOR/WINDOWS			D	D	
EXTERIOR	D		D		

SURFACE FINISHES SCHEDULE

CLIENT:
MINISTRY OF ISLAMIC AFFAIRS

DESIGN AND CONSULTANCY:
SIARCH
PRIVATE LIMITED
LONUZIYAARAIY MAGU,MALE',20075,MALDIVES
EMAIL: INFO@SIARCH.DESIGN
HTTP://WWW.SIARCH.DESIGN

KEY PLAN:

WARNING:

- This drawing shall not be used for construction unless certified.
- Contractor to verify all dimensions of existing works on site before commencing any work or preparing shop drawings.
- Do not scale drawings, use written dimensions only.
- This drawing is to be read in conjunction with the specifications and conditions of contract.
- This drawing and design is copyright and no portion may be reproduced without the permission of the Consultant

REVISIONS

NO	DESCRIPTION	DATE

PROJECT:

PROPOSED
MOSQUE FOR
300 PAX.

PHASE:

- ☐ CONCEPT DESIGN
- ☐ DESIGN DEVELOPMENT
- ☒ TENDER DOCUMENT
- ☐ FOR CONSTRUCTION
- ☐ AS BUILD DRAWINGS

DESIGNATION	NAME	SIGNATURE
PROJECT MANAGER	SIARCH PVT. LTD.	
STR. ENGINEER	KINNANATH HUSSAIN	
CHIEF ARCHITECT	ALI WAJEEH	
CHECKED	MOHAMED SIRAJ	
DRAWN	ASHAN M.	

DWG. NAME:

ARCHITECTURAL

SURFACE FINISHES SCHEDULE

CODE	DATE	DWG. NO:
COM-32	16-09-18	AR05
FORMAT	A1 A2 A3	
SCALE	- - 1:100	ISSUE A

PDF FILE NAME:COM-32_MSQ_AB_AR05_A

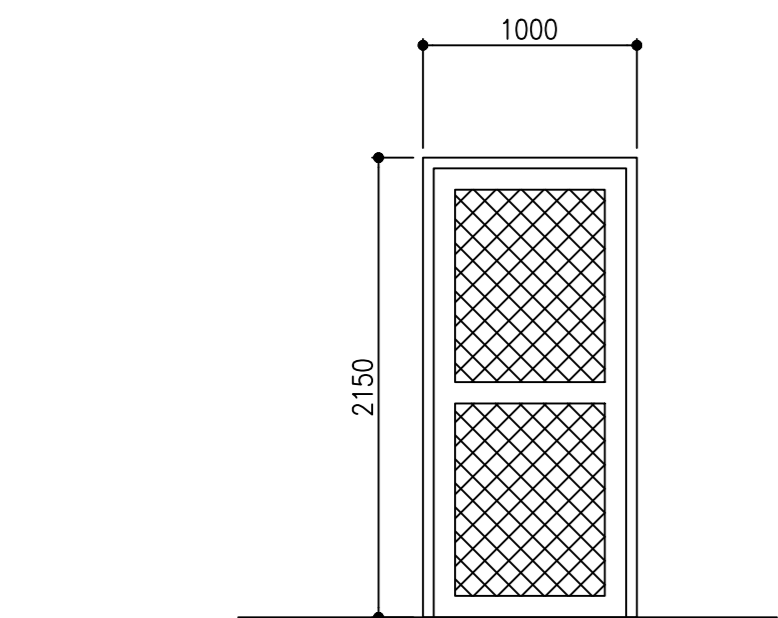
D4	TOTAL = 04 nos.
	G.A. = 3.64 m ²

D5	TOTAL = 06 nos.
	G.A. = 1.85 m ²

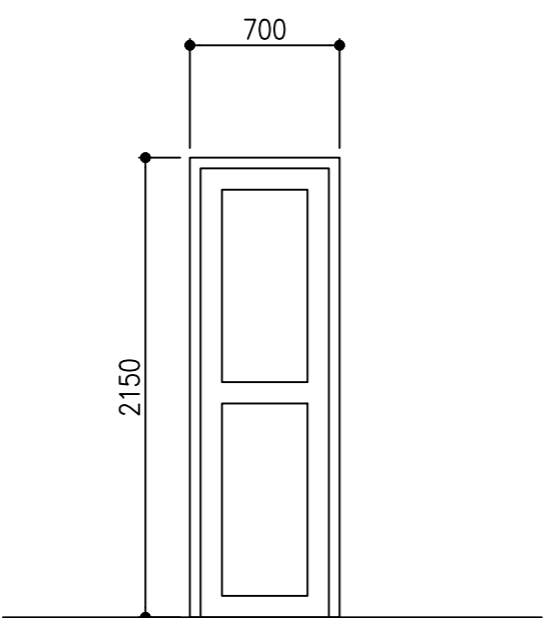
W1	TOTAL = 06 nos.
	G.A. = 1.85 m ²

G1	TOTAL = 04 nos.
	G.A. = 0.00 m ²

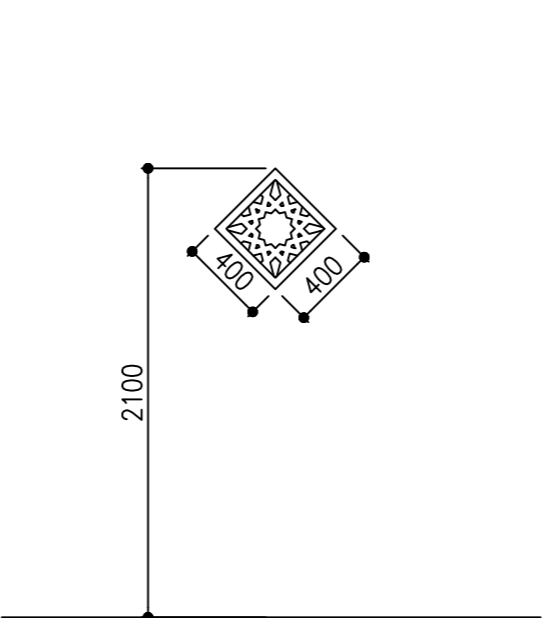
G2	TOTAL = 04 nos.
	G.A. = 0.00 m ²



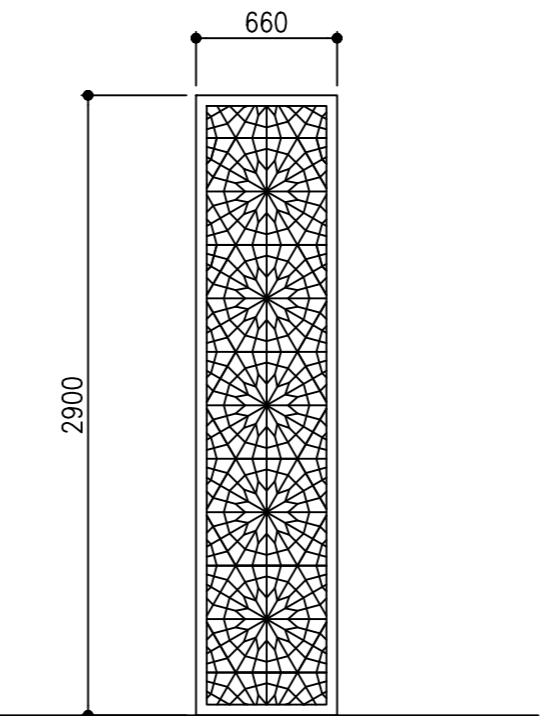
FLOOR	GROUND
QUANTITY	11
DOOR FRAME	WHITE POWDER COATED ALUMINUM FRAME
DOOR PANEL	WHITE POWDER COATED ALUMINUM DOOR PANEL
LOCK/HINGES	BUTT HINGE (SILVER) x 4 MORTISE LOCK x2
FINISHES	WHITE FINISH
REMARKS	-



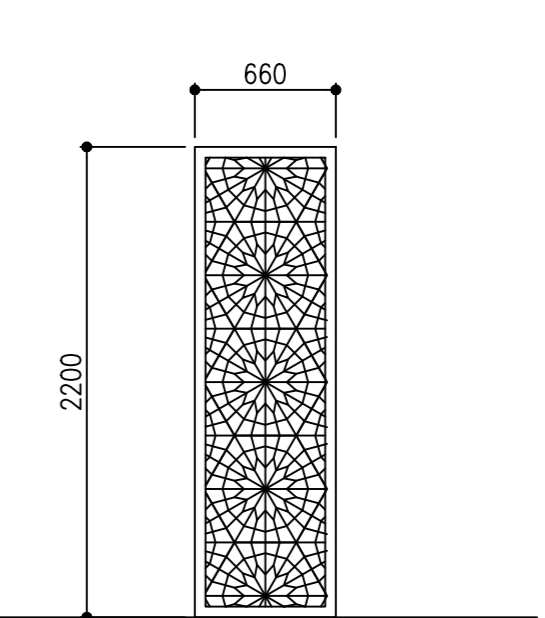
ABLUTION AREA	3
WHITE POWDER COATED ALUMINUM FRAME	
WHITE POWDER COATED ALUMINUM DOOR PANEL	
BRUSHED METAL (SILVER) x 4 BRASS LOCK x1	
WHITE FINISH	
-	



ABLUTION AREA	2
WHITE POWDER COATED ALUMINUM FRAME	
WHITE POWDER COATED ALUMINUM GRILL	
-	
WHITE FINISH	
-	



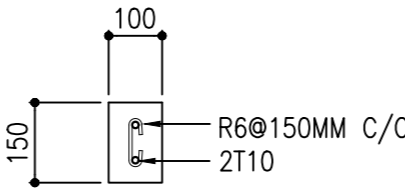

ABLUTION AREA	4
WHITE POWDER COATED ALUMINUM FRAME	
WHITE POWDER COATED ALUMINUM GRILL	
-	
WHITE FINISH	
-	



ABLUTION AREA	4
WHITE POWDER COATED ALUMINUM FRAME	
WHITE POWDER COATED ALUMINUM GRILL	
-	
WHITE FINISH	
-	

DOOR AND WINDOW SCHEDULE 01

SCALE 1:50



LINTEL BEAM ABOVE ALL WINDOWS & DOORS

NOTE:

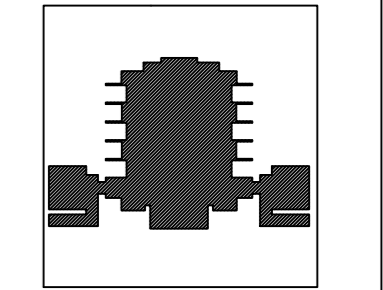
G: 6mm thk glazing
FG: 6mm thk fixed glazing
PP: 35mm thk H/W framed ply door panel
SD: 35mm thk solid H/W door panel
AL: Aluminum louvers

CLIENT:
MINISTRY OF ISLAMIC AFFAIRS

DESIGN AND CONSULTANCY:

SIARCH
PRIVATE LIMITED
LONUZIYARAIY MAGU,MALE',20075,MALDIVES
EMAIL: INFO@SIARCH.DESIGN
HTTP://WWW.SIARCH.DESIGN

KEY PLAN:



WARNING:

- This drawing shall not be used for construction unless certified.
- Contractor to verify all dimensions of existing works on site before commencing any work or preparing shop drawings.
- Do not scale drawings, use written dimensions only.
- This drawing is to be read in conjunction with the specifications and conditions of contract.
- This drawing and design is copyright and no portion may be reproduced without the permission of the Consultant

REVISIONS		
NO	DESCRIPTION	DATE

PROJECT:
**PROPOSED
MOSQUE FOR
300 PAX.**

- PHASE:
- ☐ CONCEPT DESIGN
 - ☐ DESIGN DEVELOPMENT
 - ☒ TENDER DOCUMENT
 - ☐ FOR CONSTRUCTION
 - ☐ AS BUILD DRAWINGS

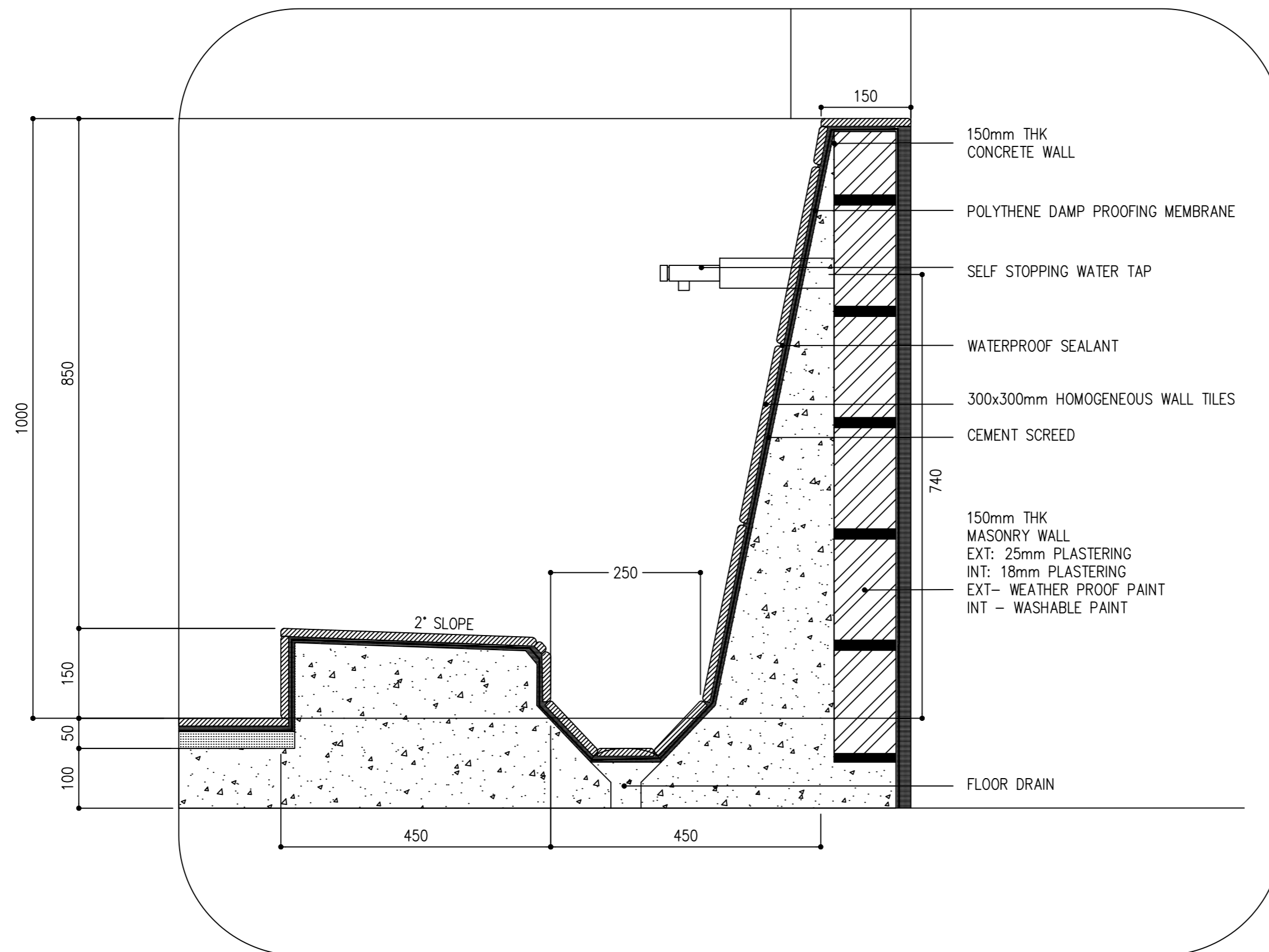
DESIGNATION	NAME	SIGNATURE
PROJECT MANAGER	SIARCH PVT LTD.	
STR. ENGINEER	KINNANATH HUSSAIN	
CHIEF ARCHITECT	ALI WAJEEH	
CHECKED	MOHAMED SIRAJ	
DRAWN	ASHAN M.	

DWG. NAME:
ARCHITECTURAL

DOOR & WINDOW SCHEDULE

CODE COM-32	DATE 16-09-18	DWG. NO: AR06
FORMAT A1	A2	A3
SCALE -	-	1:100
ISSUE A		

PDF FILE NAME:COM-32_MSQ_AB_AR06_A



CLIENT:
MINISTRY OF ISLAMIC AFFAIRS

DESIGN AND CONSULTANCY:

SIARCH


PRIVATE LIMITED

LONUZIYAARAY MAGU, MALE', 20075, MALDIVES

EMAIL: INFO@SIARCH.DESIGN

HTTP://WWW.SIARCH.DESIGN

KEY PLAN:

A key plan diagram showing the layout of the site. It features a central rectangular building with a semi-circular extension on its left side. To the right of the main building is a smaller rectangular structure. The entire site is enclosed within a rectangular boundary. The diagram is labeled 'KEY PLAN:' at the top left.

WARNING:

This drawing shall not be used for construction unless certified.

Contractor to verify all dimensions of existing works on site before commencing any work or preparing shop drawings.

Do not scale drawings, use written dimensions only.

This drawing is to be read in conjunction with the specifications and conditions of contract.

This drawing and portion is copyright and no portion may be reproduced without the permission of the Consultant

[illegible]

PROJECT:
PROPOSED
MOSQUE FOR
300 PAX.

PHASE:

- ☐ CONCEPT DESIGN
- ☐ DESIGN DEVELOPMENT
- ☒ TENDER DOCUMENT
- ☐ FOR CONSTRUCTION
- ☐ AS BUILD DRAWINGS

DESIGNATION	NAME	SIGNATURE
PROJECT MANAGER	SIARCH PVT LTD	
CTR. ENGINEER	KINNANATH HUSSAIN	
CHIEF ARCHITECT	ALI WAJEEH	
CHECKED	MOHAMED SIRAJ	
DRAWN	ASHAN M.	

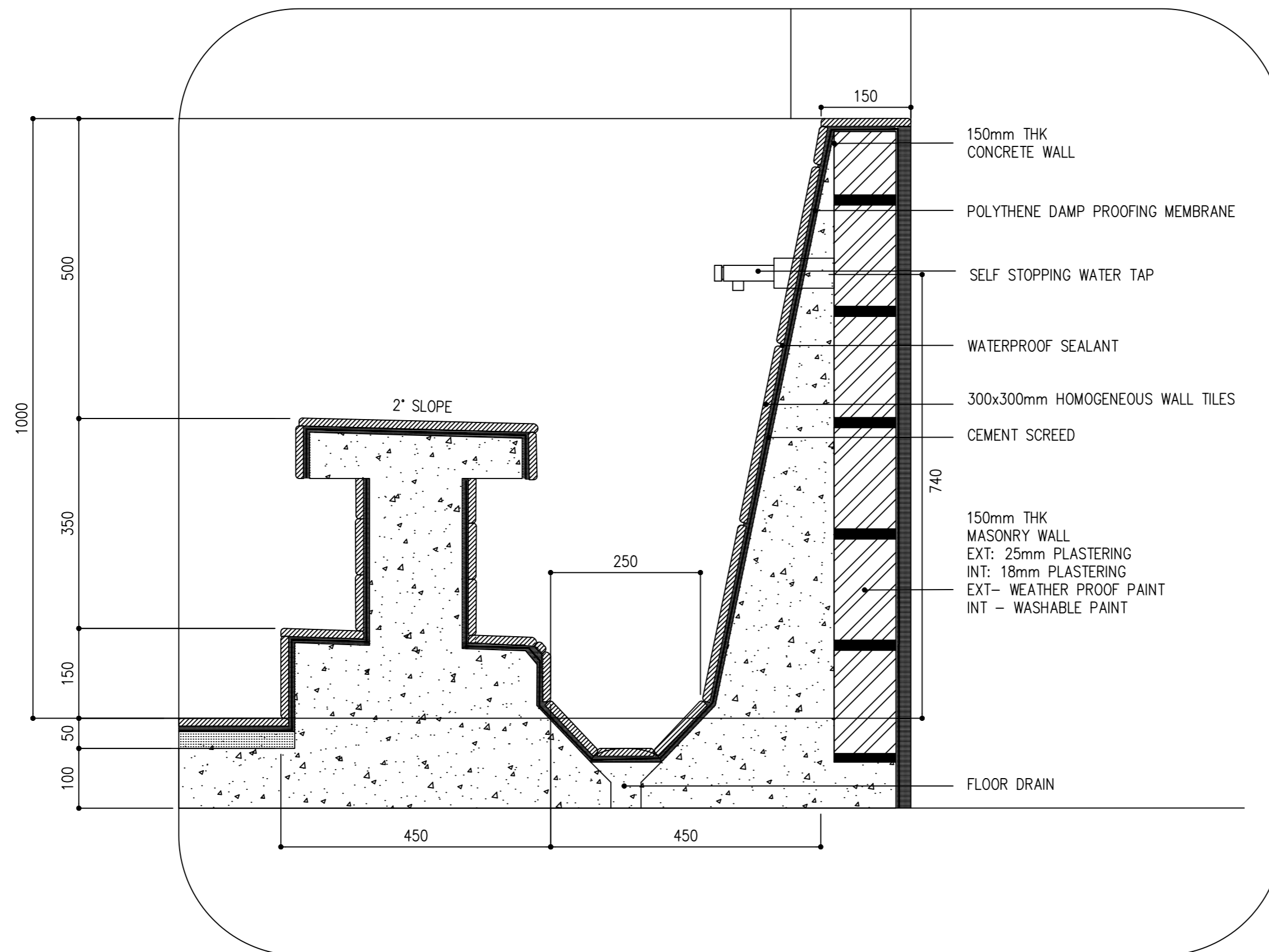
DWG. NAME:

ARCHITECTURAL

ARCHITECTURAL
DETAILS 1

CODE COM-32	DATE 16-09-18			DWG. NO: AR07
FORMAT	A1	A2	A3	
SCALE	-	-	1:100	ISSUE A

PDF FILE NAME: COM-32_MSQ_AB_AR07_A



CLIENT:
MINISTRY OF ISLAMIC AFFAIRS

DESIGN AND CONSULTANCY:

SIARCH
PRIVATE LIMITED
LONUZIYAARAY MAGU, MALE', 20075, MALDIVES
EMAIL: INFO@SIARCH.DESIGN
HTTP://WWW.SIARCH.DESIGN

KEY PLAN:

The key plan shows a symmetrical building layout. At the top is a large semi-circular area labeled 'MAIN HALL'. Below this is a horizontal corridor labeled 'ENTRANCE'. To the left and right of the entrance are two large rectangular areas labeled 'CLASS ROOM'. Below the entrance corridor are several smaller rectangular areas labeled 'OFFICE', 'REST ROOM', and 'TOILET'. At the bottom of the plan are two large rectangular areas labeled 'LABORATORY'.

WARNING:

This drawing shall not be used for construction unless certified.

Contractor to verify all dimensions of existing works on site before commencing any work or preparing shop drawings.

Do not scale drawings, use written dimensions only.

This drawing is to be read in conjunction with the specifications and conditions of contract.

This drawing and design is copyright and no portion may be reproduced without the permission of the Consultant

[illegible]

PROJECT:
PROPOSED
MOSQUE FOR
300 PAX.

PHASE:

- ☐ CONCEPT DESIGN
- ☐ DESIGN DEVELOPMENT
- ☒ TENDER DOCUMENT
- ☐ FOR CONSTRUCTION
- ☐ AS BUILD DRAWINGS

DESIGNATION	NAME	SIGNATURE
PROJECT MANAGER	SIARCH PVT LTD	
TR. ENGINEER	KINNANATH HUSSAIN	
CHIEF ARCHITECT	ALI WAJEEH	
CHECKED	MOHAMED SIRAJ	
DRAWN	ASHAN M.	

DWG. NAME:

ARCHITECTURAL

ARCHITECTURAL
DETAILS 2

CODE COM-32	DATE 16-09-18			DWG. NO: AR08
FORMAT	A1	A2	A3	

PDF FILE NAME: COM-32_MSQ_AB_AR08

PROPOSED SINGLE STOREY MOSQUE
MALDIVES

ABLUTION AREA
STRUCTURAL DRAWINGS

16.05.2022

CLIENT:
MINISTRY OF ISLAMIC AFFAIRS

DESIGN AND CONSULTANCY:

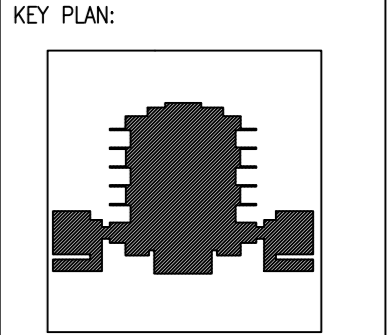
SIARCH

PRIVATE LIMITED

LONUZIYARAIY MAGU,MALE*,20075,MALDIVES

EMAIL: I N F O @SIARCH.DESIGN

HTTP://:WWW.SIARCH.DESIGN



- WARNING:
- This drawing shall not be used for construction unless certified.
 - Contractor to verify all dimensions of existing works on site before commencing any work or preparing shop drawings.
 - Do not scale drawings, use written dimensions only.
 - This drawing is to be read in conjunction with the specifications and conditions of contract.
 - This drawing and design is copyright and no portion may be reproduced without the permission of the Consultant

REVISIONS		
NO	DESCRIPTION	DATE

PROJECT:

PROPOSED
MOSQUE FOR
300 PAX.

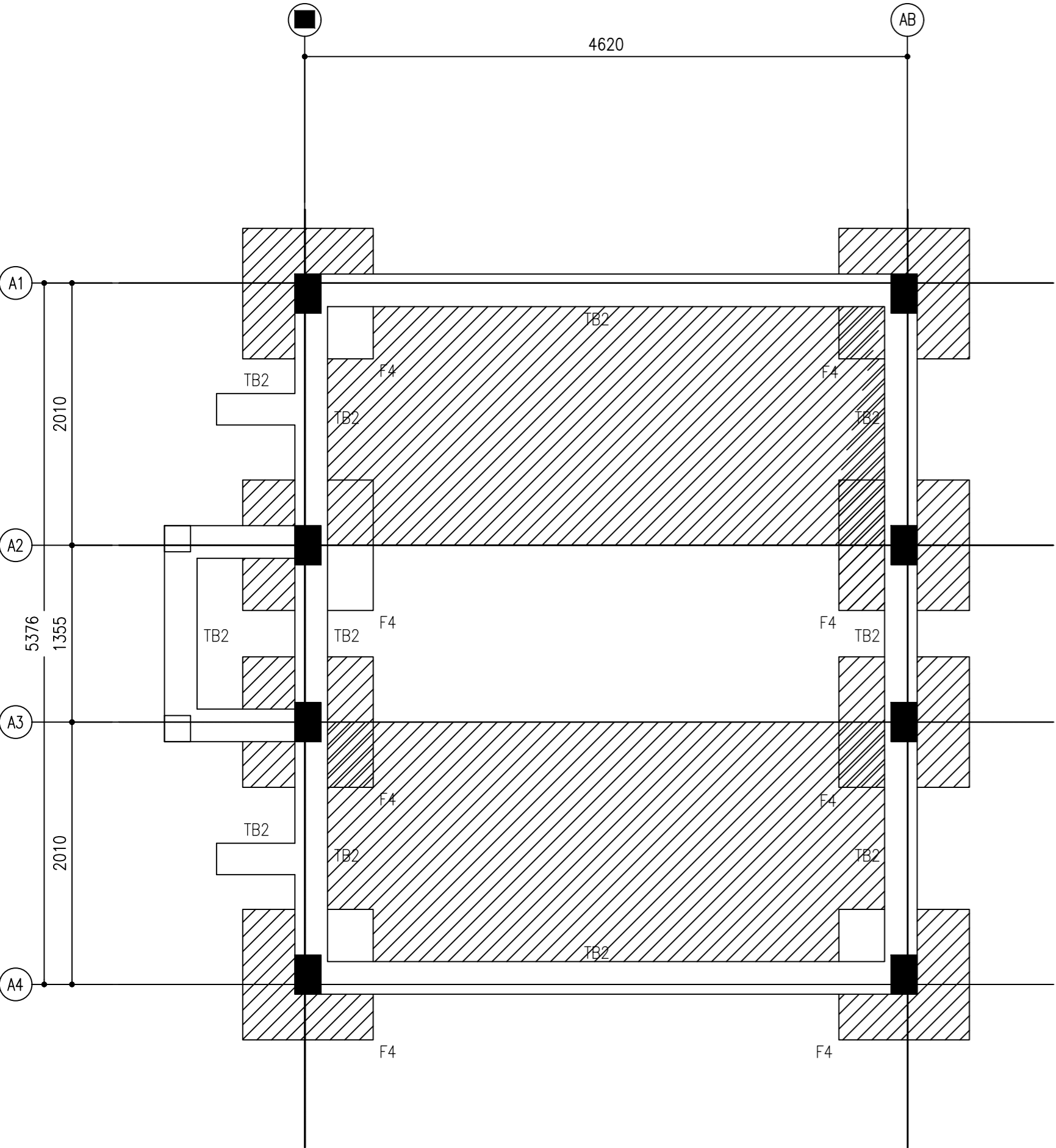
- PHASE:
- ☐ CONCEPT DESIGN
 - ☐ DESIGN DEVELOPMENT
 - ☒ TENDER DOCUMENT
 - ☐ FOR CONSTRUCTION
 - ☐ AS BUILD DRAWINGS

DESIGNATION	NAME	SIGNATURE
PROJECT MANAGER	SIARCH PVT LTD.	
STR. ENGINEER	KINNANATH HUSSAIN	
CHIEF ARCHITECT	ALI WAJEEH	
CHECKED	MOHAMED SIRAJ	
DRAWN	ASHAN M.	

DWG. NAME:

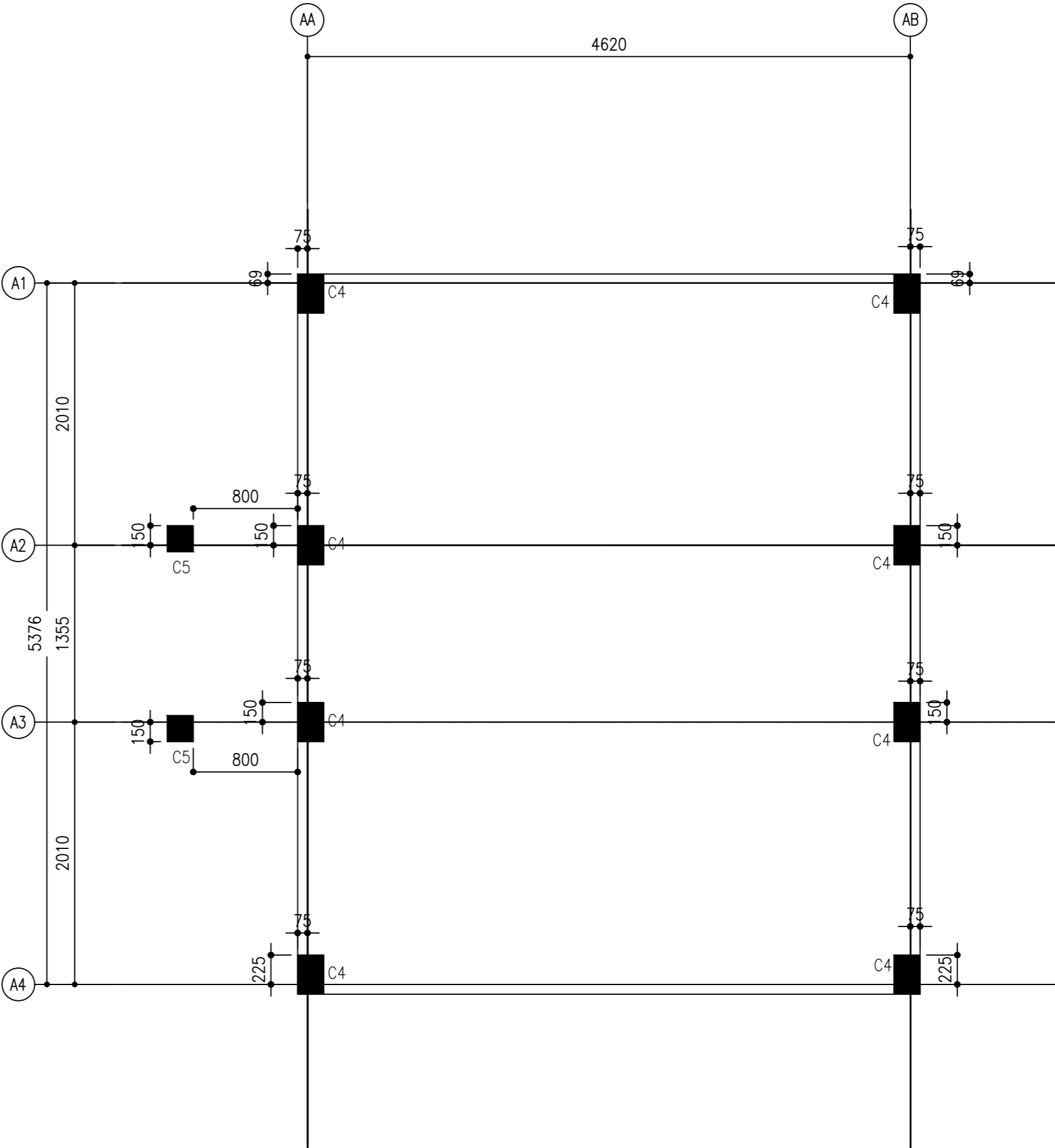

ARCHITECTURAL

FOUNDATION & COLUMN PLAN					
CODE COM-32		DATE 16-09-18		DWG. NO: ST01	
FORMAT		A1	A2		A3
SCALE		-	-	1:100	ISSUE A
PDF FILE NAME:COM-32_MSQ_AB_ST01_A					




FOUNDATION PLAN

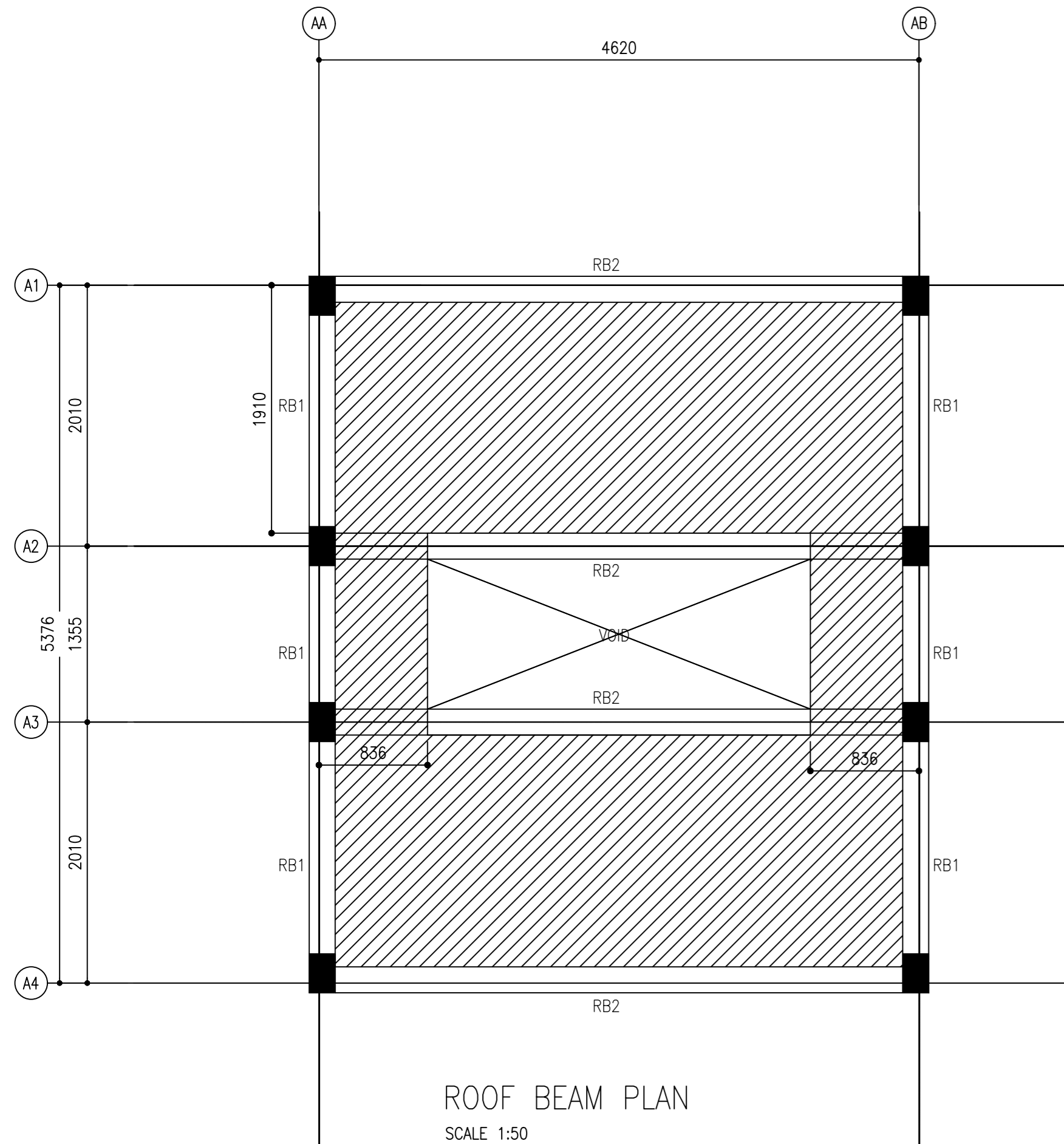
SCALE 1:50



COLUMN LAYOUT PLAN

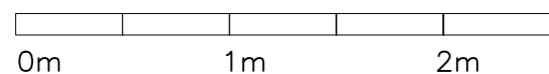
SCALE 1:50






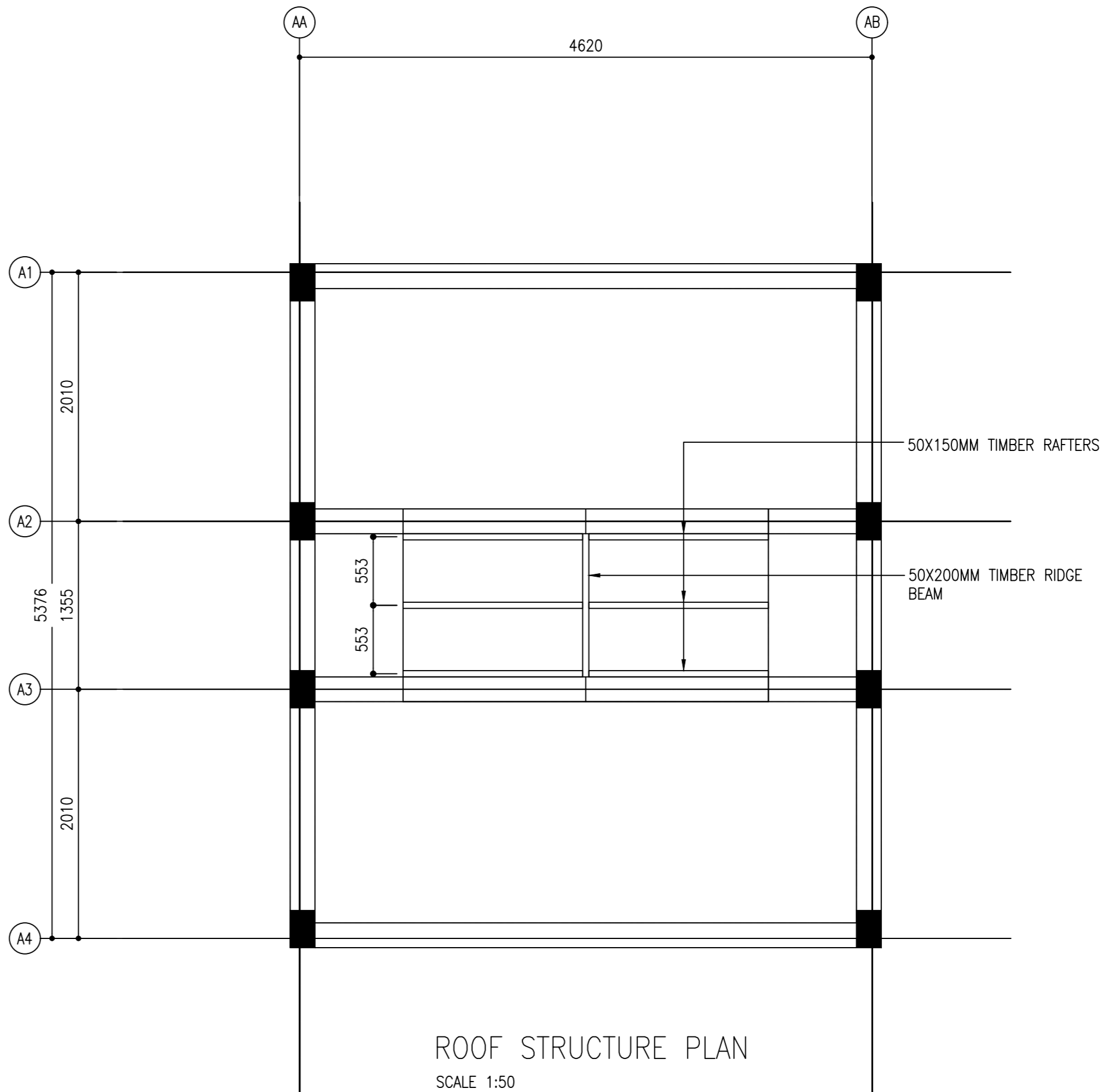
ROOF BEAM PLAN

SCALE 1:50



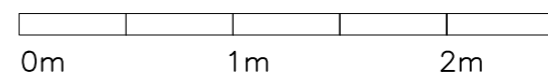
NOTES:

-  SLAB THICKNESS = 130MM
BOTTOM RFMT: T10@100 B/W THROUGHOUT (NOT SHOWN)
TOP RFMT: T10@100 B/W THOUGHOUT (NOT SHOWN)
SLAB TOP COVER = 25MM
SLAB BOTTOM COVER = 30MM
COVER TO BEAMS = 30-35MM
COVER TO COLUMNS = 40MM
LAPS = 45Ø (Ø=BAR DIAMETER)
CONCRETE MIX = 1:2:3



ROOF STRUCTURE PLAN

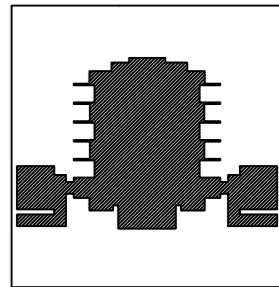
SCALE 1:50



CLIENT:
MINISTRY OF ISLAMIC AFFAIRS

DESIGN AND CONSULTANCY:
SIARCH
PRIVATE LIMITED
LONUZIYARAIY MAGU, MALE', 20075, MALDIVES
EMAIL: INFO@SIARCH.DESIGN
HTTP://WWW.SIARCH.DESIGN

KEY PLAN:



WARNING:

- This drawing shall not be used for construction unless certified.
- Contractor to verify all dimensions of existing works on site before commencing any work or preparing shop drawings.
- Do not scale drawings, use written dimensions only.
- This drawing is to be read in conjunction with the specifications and conditions of contract.
- This drawing and design is copyright and no portion may be reproduced without the permission of the Consultant

REVISIONS

NO	DESCRIPTION	DATE

PROJECT:

PROPOSED
MOSQUE FOR
300 PAX.

PHASE:

- ☐ CONCEPT DESIGN
☐ DESIGN DEVELOPMENT
☒ TENDER DOCUMENT
☐ FOR CONSTRUCTION
☐ AS BUILD DRAWINGS

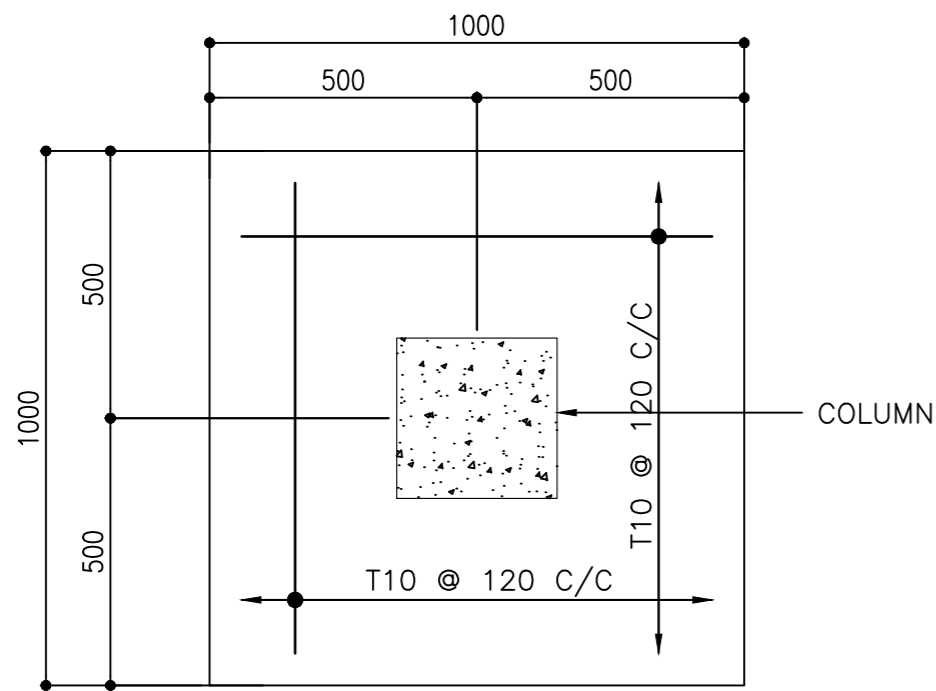
DESIGNATION	NAME	SIGNATURE
PROJECT MANAGER	SIARCH PVT LTD.	
STR. ENGINEER	KINNANATH HUSSAIN	
CHIEF ARCHITECT	ALI WAJEEH	
CHECKED	MOHAMED SIRAJ	
DRAWN	ASHAN M.	

DWG. NAME:

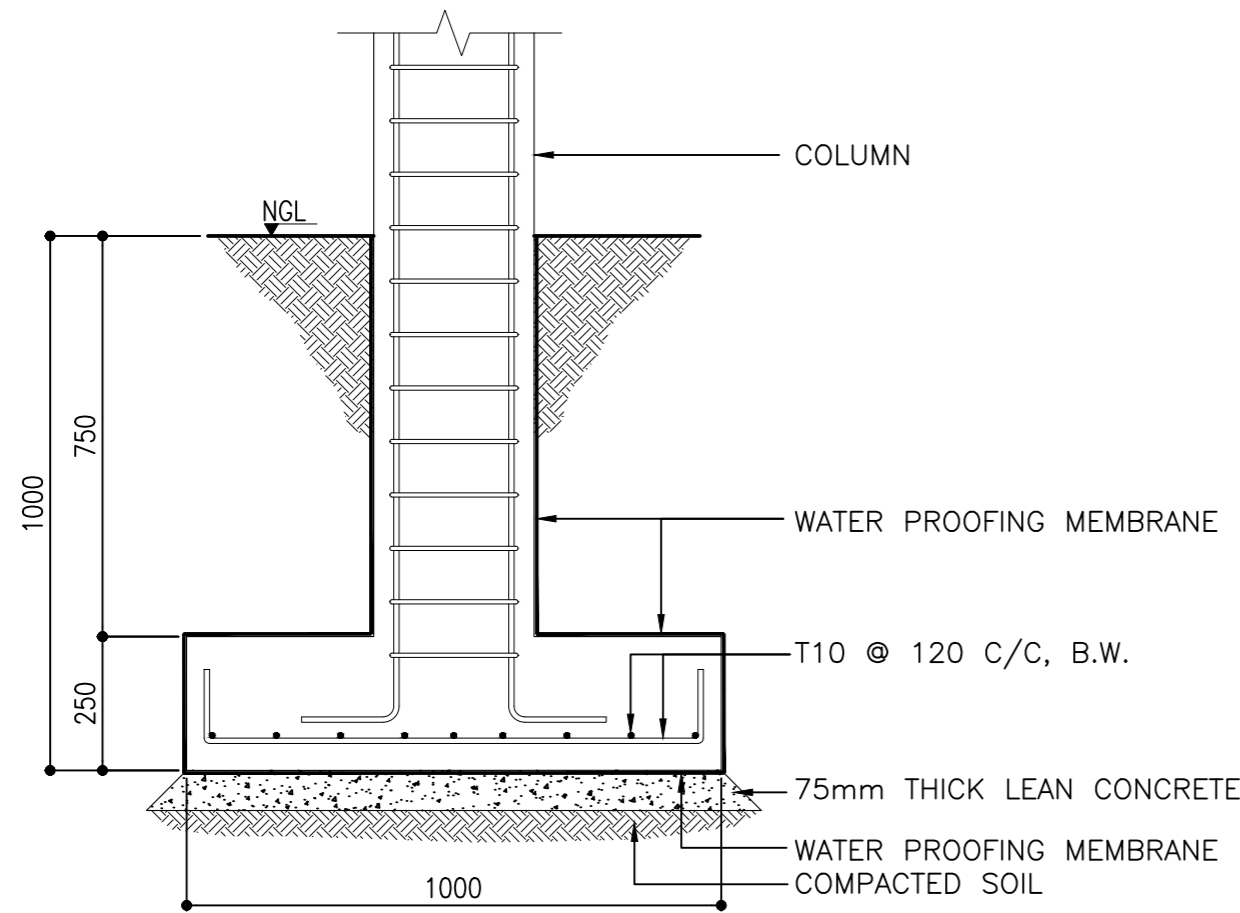
ARCHITECTURAL

ROOF BEAM &
ROOF STRUCTURE
PLAN

CODE	DATE	DWG. NO:
COM-32	16-09-18	ST02
FORMAT	A1 A2 A3	
SCALE	- - 1:100	ISSUE A
PDF FILE NAME: COM-32_MSQ_AB_ST02_A		



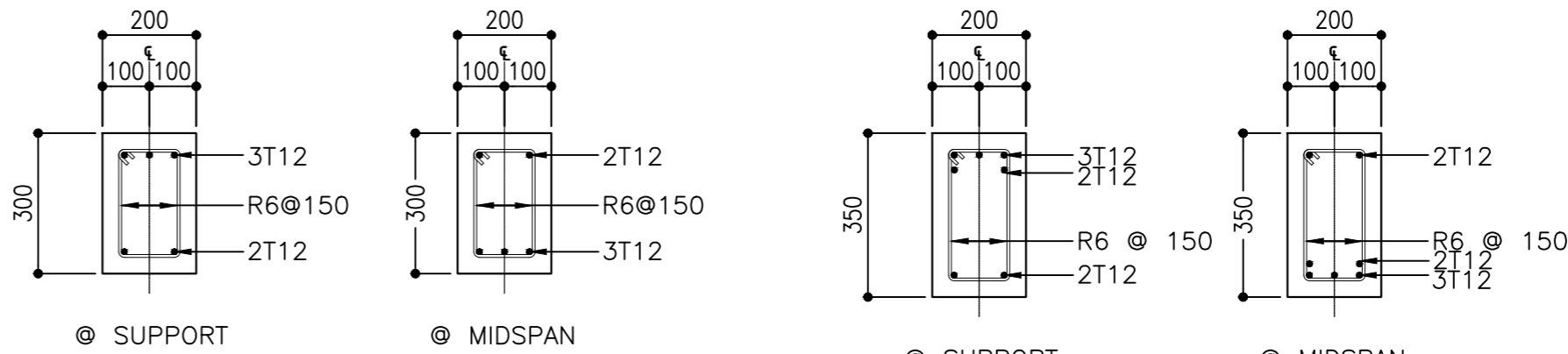

PLAN (F4)



SECTION (F4)

FOOTING(F4) DETAILS

SCALE 1:20

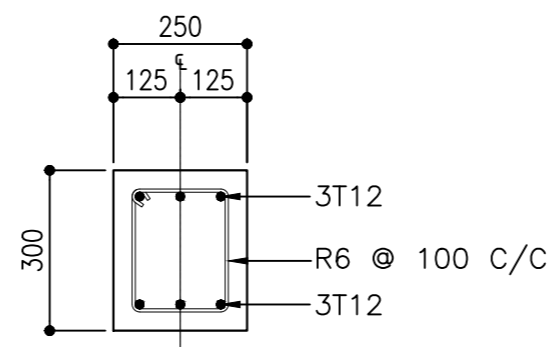



RB1

RB2

ROOF BEAM DETAILS

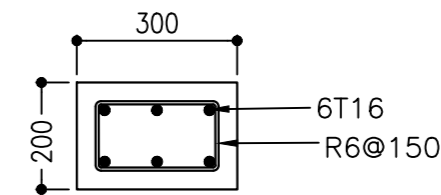
SCALE 1:20



TB2

TIE BEAM DETAILS

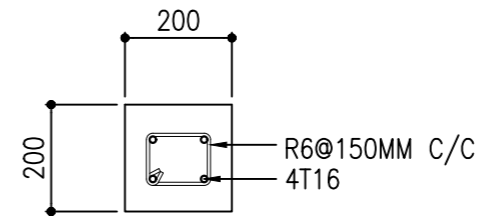

SCALE 1:20



C4

COLUMN DETAILS

SCALE 1:20



C5

CLIENT:
MINISTRY OF ISLAMIC AFFAIRS

DESIGN AND CONSULTANCY:
SIARCH
PRIVATE LIMITED
LONUZIAARAIY MAGU, MALE, 20075, MALDIVES
EMAIL: INFO@SIARCH.DESIGN
HTTP://WWW.SIARCH.DESIGN

KEY PLAN:

WARNING:
- This drawing shall not be used for construction unless certified.
- Contractor to verify all dimensions of existing works on site before commencing any work or preparing shop drawings.
- Do not scale drawings, use written dimensions only.
- This drawing is to be read in conjunction with the specifications and conditions of contract.
- This drawing and design is copyright and no portion may be reproduced without the permission of the Consultant

REVISIONS		
NO	DESCRIPTION	DATE

PROJECT:
PROPOSED
MOSQUE FOR
300 PAX.

PHASE:
☐ CONCEPT DESIGN
☐ DESIGN DEVELOPMENT
☒ TENDER DOCUMENT
☐ FOR CONSTRUCTION
☐ AS BUILD DRAWINGS

DESIGNATION	NAME	SIGNATURE
PROJECT MANAGER	SIARCH PVT. LTD.	
STR. ENGINEER	KINNANATH HUSSAIN	
CHIEF ARCHITECT	ALI WAJEEH	
CHECKED	MOHAMED SIRAJ	
DRAWN	ASHAN M.	

DWG. NAME:
ARCHITECTURAL

STRUCTURE DETAILS

CODE COM-32	DATE 16-09-18	DWG. NO: ST03
FORMAT A1	A2	A3
SCALE -	-	1:100
ISSUE A		

PDF FILE NAME: COM-32_MSQ_AB-ST03_A

PROPOSED SINGLE STOREY MOSQUE
MALDIVES
MINARET
ARCHITECTURAL DRAWINGS
16.05.2022

PROPOSED SINGLE STOREY MOSQUE , MALDIVES

DRAWING INDEX

PROJECT CODE: COM-32

CLIENT: MINISTRY OF ISLAMIC AFFAIRS

BUILDING: MOSQUE | MINARET

BUILDING CODE: MOS300

DWG FILE NAME: COM-32_MOSQUE300_MNT

				DRAWING TITLE				
BLDN.CODE.	DISC.	NO.	PDF FILE NAME	PRIMARY	SECONDARY	SCALE	FORMAT	DATE
MOS300	AR	00	COM-32_MSQ_AB_AR00_A	DRAWING REGISTER		-	A3	27TH FEB 2021
MOS300	AR	01	COM-32_MSQ_AB_AR01_A	SITE PLAN		1:100	A3	27TH FEB 2021
MOS300	AR	02	COM-32_MSQ_AB_AR02_A	PLAN 1-1, PLAN 2-2		1:50	A3	27TH FEB 2021
MOS300	AR	03	COM-32_MSQ_AB_AR03_A	ELEVATION E1, ELEVATION E2, SECTION X-X		1:100	A3	27TH FEB 2021
MOS300	AR	04	COM-32_MSQ_AB_AR04_A	DOOR SCHEDULE		1:50	A3	27TH FEB 2021
MOS300	ST	01	COM-32_MSQ_AB_ST01_A	FOUNDATION PLAN, BEAM PLANS		1:50	A3	27TH FEB 2021
MOS300	ST	02	COM-32_MSQ_AB_ST02_A	STRUCTURAL DETAILS		1:20	A3	27TH FEB 2021

CLIENT:
MINISTRY OF ISLAMIC AFFAIRS

DESIGN AND CONSULTANCY:

SIARCH
PRIVATE LIMITED
LONUZIYARAIY MAGU,MALE',20075,MALDIVES
EMAIL: INFO@SIARCH.DESIGN
HTTP://WWW.SIARCH.DESIGN

KEY PLAN:

WARNING:

- This drawing shall not be used for construction unless certified.

- Contractor to verify all dimensions of existing works on site before commencing any work or preparing shop drawings.

- Do not scale drawings, use written dimensions only.

- This drawing is to be read in conjunction with the specifications and conditions of contract.

- This drawing and design is copyright and no portion may be reproduced without the permission of the Consultant

REVISIONS

NO	DESCRIPTION	DATE

PROJECT:

PROPOSED
MOSQUE FOR
300

PHASE:

☐ CONCEPT DESIGN

☐ DESIGN DEVELOPMENT

☒ TENDER DOCUMENT

☐ FOR CONSTRUCTION

☐ AS BUILD DRAWINGS

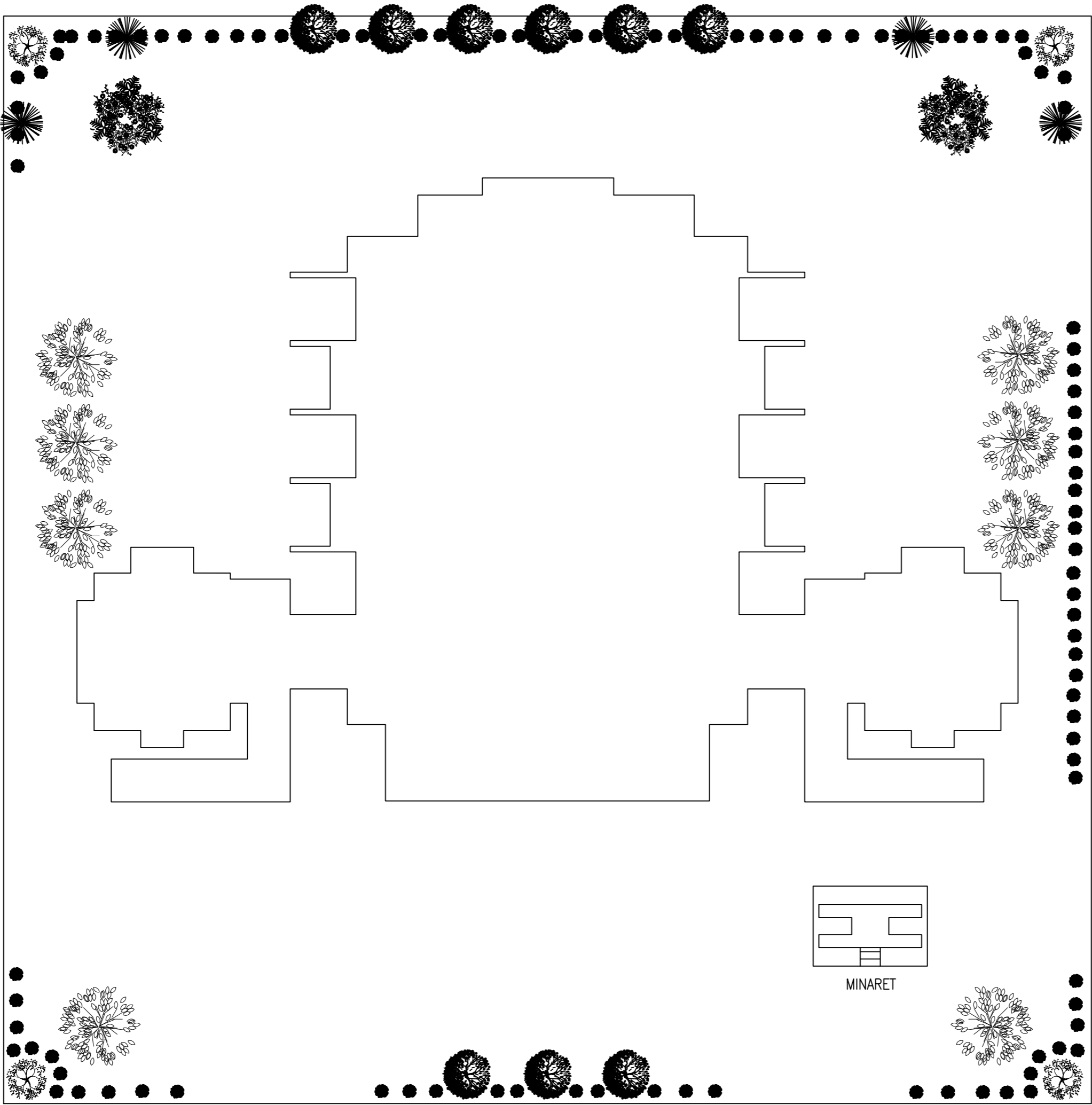
DESIGNATION	NAME	SIGNATURE
PROJECT MANAGER	SIARCH PVT LTD.	
STR. ENGINEER	KINNANATH HUSSAIN	
CHIEF ARCHITECT	ALI WAJEEH	
CHECKED	MOHAMED SIRAJ	
DRAWN	ASHAN M.	

DWG. NAME:

ARCHITECTURAL

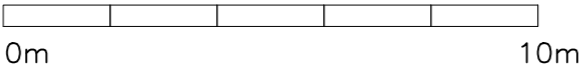
DRAWING REGISTRY

CODE	DATE	DWG. NO:
COM-32	16-09-18	AR00
FORMAT	A1 A2 A3	
SCALE	- - 1:100	ISSUE A
PDF FILE NAME:	COM-32_	AR00




LOCATION PLAN

SCALE 1:200



CLIENT:
MINISTRY OF ISLAMIC AFFAIRS

DESIGN AND CONSULTANCY:
SIARCH
PRIVATE LIMITED
LONUZIYARAIY MAGU, MALE', 20075, MALDIVES
EMAIL: INFO@SIARCH.DESIGN
HTTP://WWW.SIARCH.DESIGN



WARNING:

- This drawing shall not be used for construction unless certified.
- Contractor to verify all dimensions of existing works on site before commencing any work or preparing shop drawings.
- Do not scale drawings, use written dimensions only.
- This drawing is to be read in conjunction with the specifications and conditions of contract.
- This drawing and design is copyright and no portion may be reproduced without the permission of the Consultant

REVISIONS		
NO	DESCRIPTION	DATE

PROJECT:
**PROPOSED
MOSQUE FOR
300**

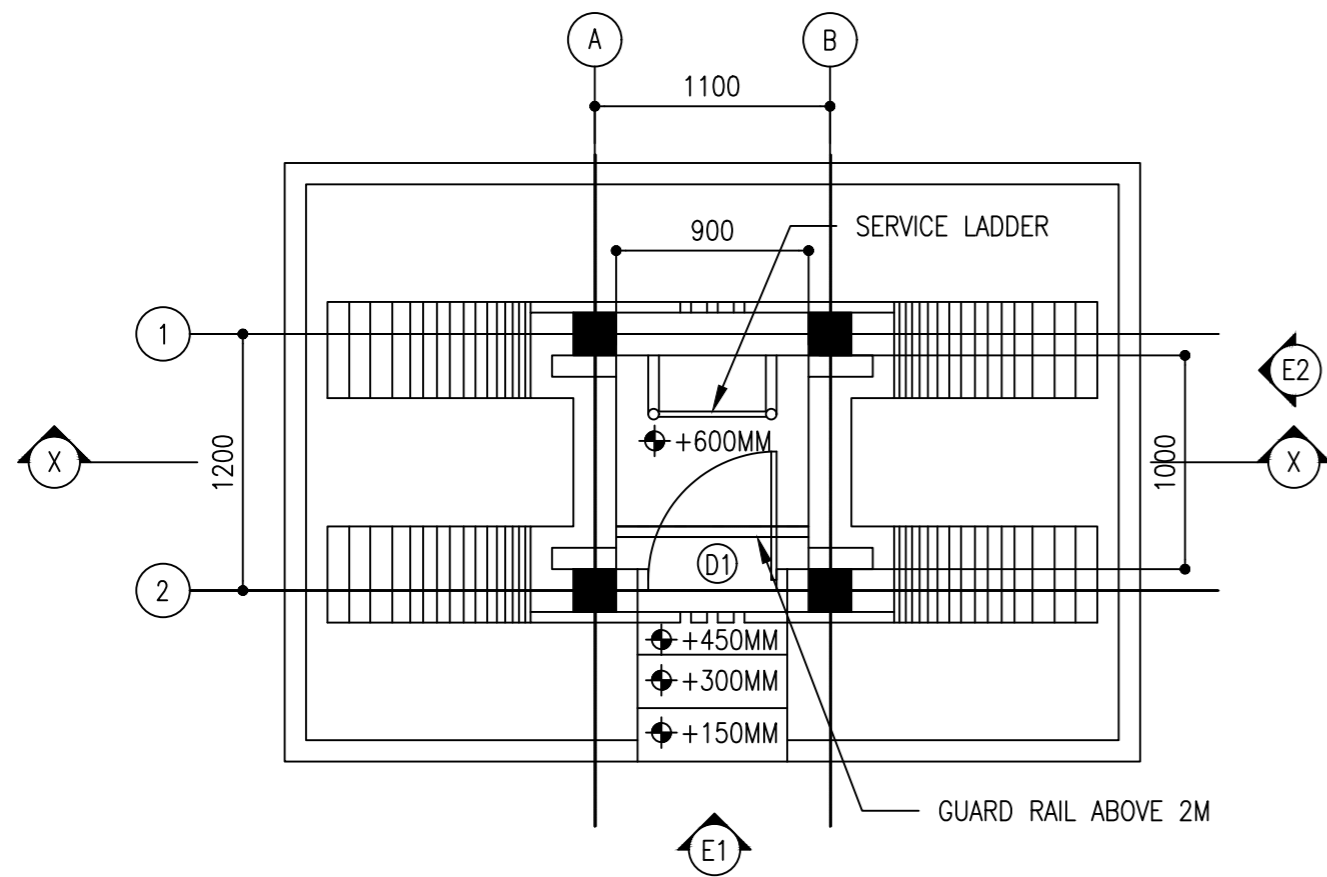
PHASE:

- ☐ CONCEPT DESIGN
- ☐ DESIGN DEVELOPMENT
- ☒ TENDER DOCUMENT
- ☐ FOR CONSTRUCTION
- ☐ AS BUILD DRAWINGS

DESIGNATION	NAME	SIGNATURE
PROJECT MANAGER	SIARCH PVT LTD.	
STR. ENGINEER	KINNANATH HUSSAIN	
CHIEF ARCHITECT	ALI WAJEEH	
CHECKED	MOHAMED SIRAJ	
DRAWN	ASHAN M.	

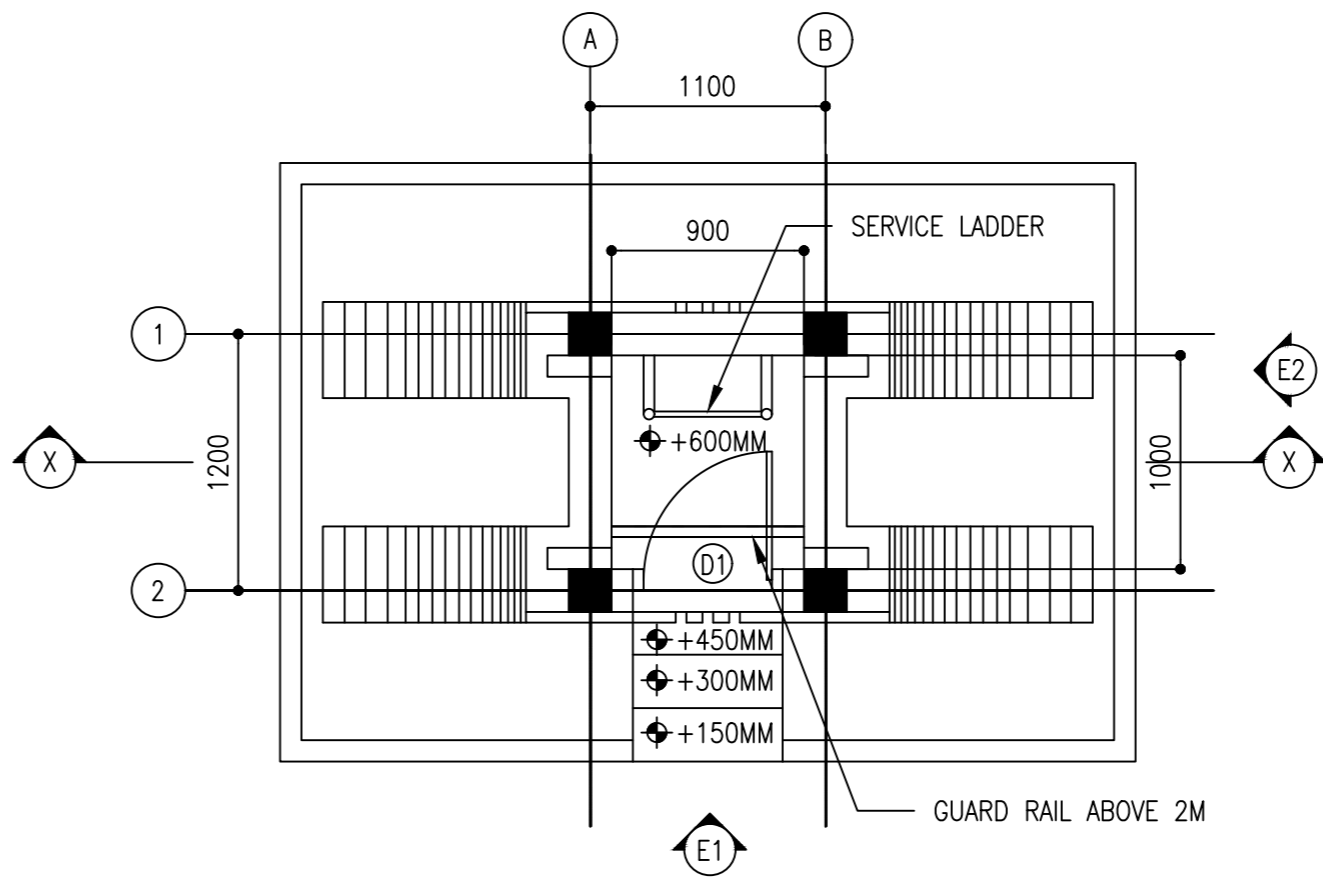

DWG. NAME:
ARCHITECTURAL

FLOOR PLANS		
CODE	DATE	DWG. NO:
	16-09-18	AR01
FORMAT	A1 A2 A3	
SCALE	- - 1:100	ISSUE A
PDF FILE NAME: COM-32_ AR01		



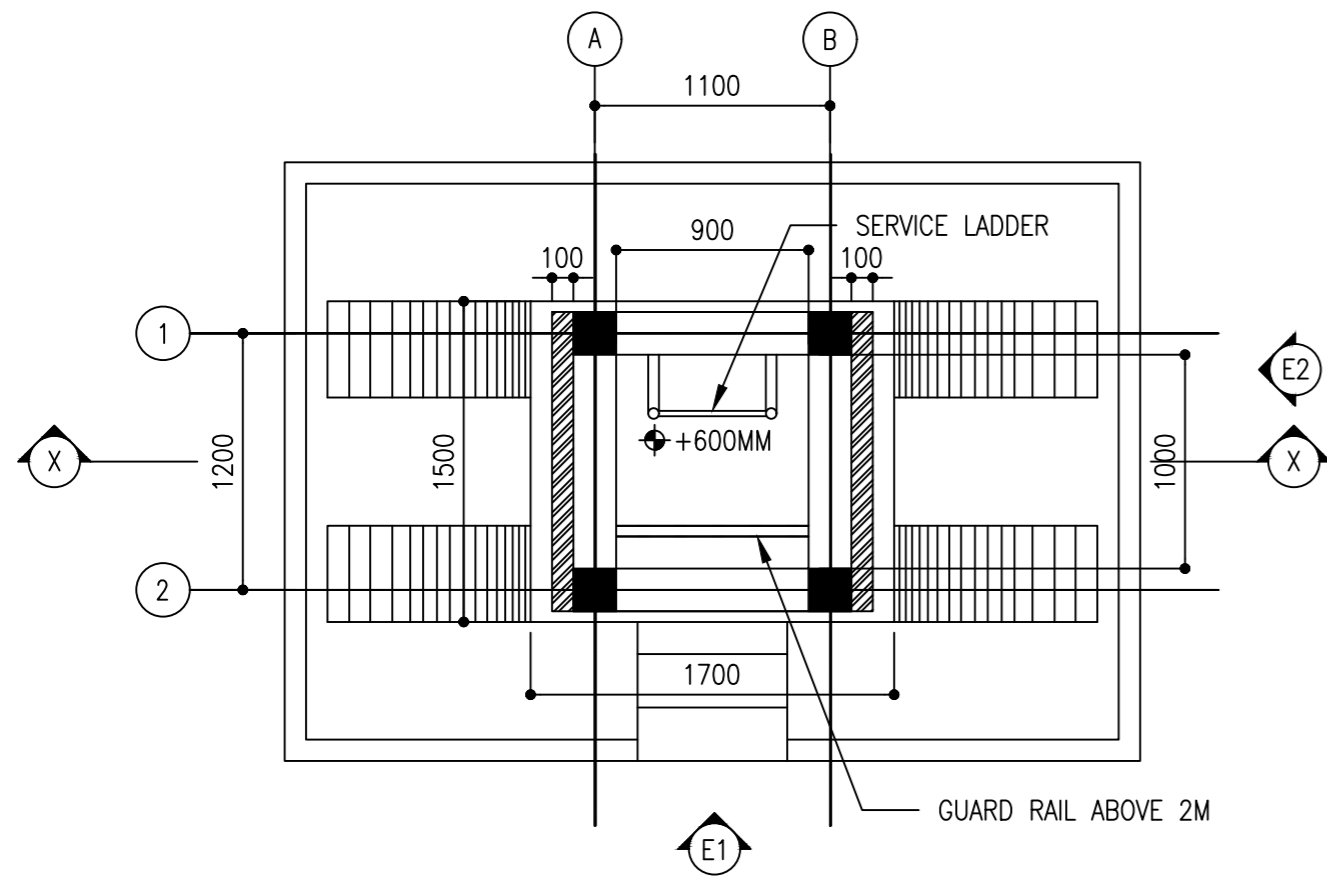

PLAN 1-1

SCALE 1:50



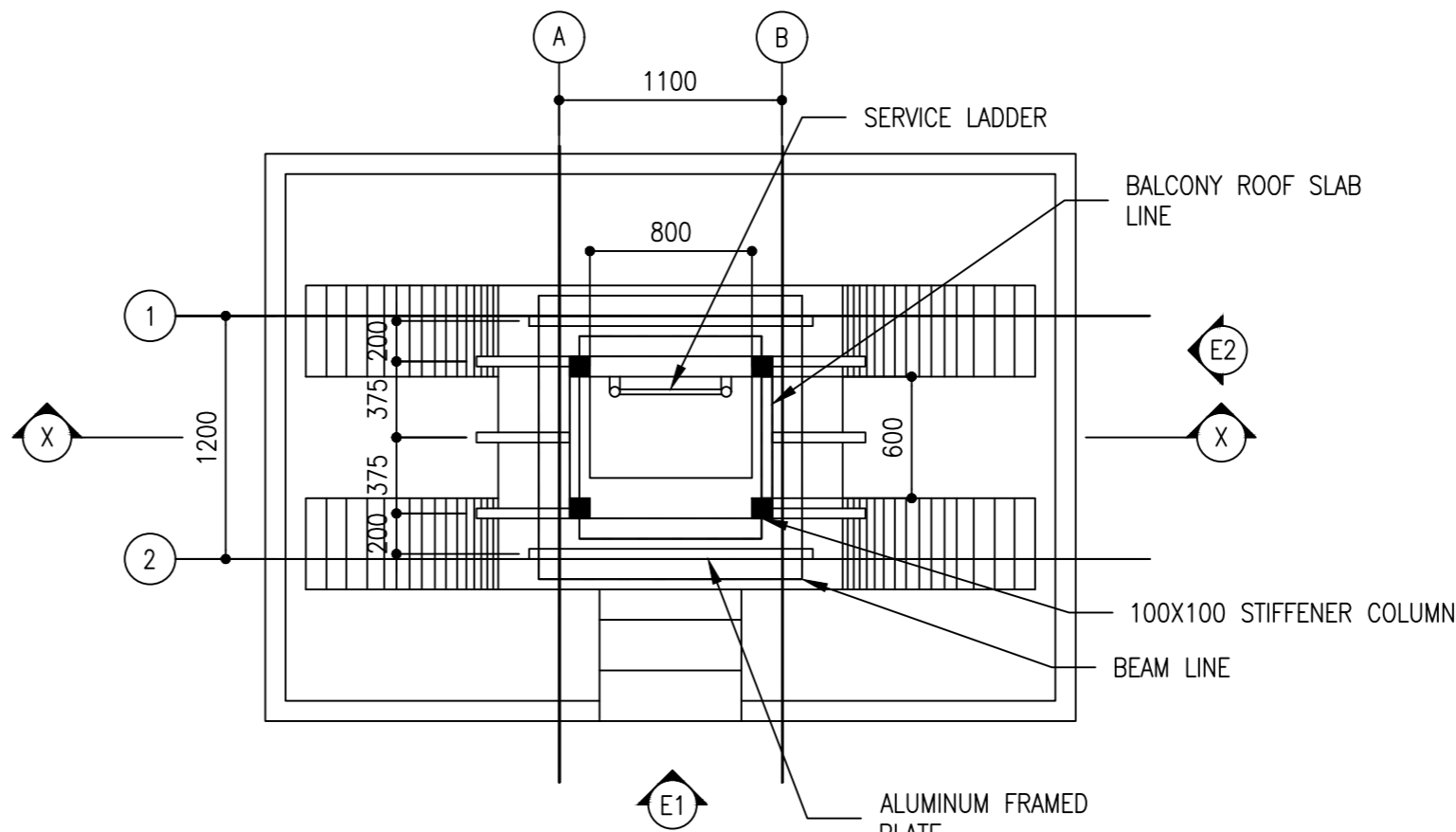

PLAN 2-2

SCALE 1:50




PLAN 3-3

SCALE 1:50



PLAN 4-4

SCALE 1:50



CLIENT:
MINISTRY OF ISLAMIC AFFAIRS

DESIGN AND CONSULTANCY:
SIARCH
PRIVATE LIMITED
LONUZIYARAIY MAGU, MALE, 20075, MALDIVES
EMAIL: INFO@SIARCH.DESIGN
HTTP://WWW.SIARCH.DESIGN

KEY PLAN:

WARNING:
- This drawing shall not be used for construction unless certified.
- Contractor to verify all dimensions of existing works on site before commencing any work or preparing shop drawings.
- Do not scale drawings, use written dimensions only.
- This drawing is to be read in conjunction with the specifications and conditions of contract.
- This drawing and design is copyright and no portion may be reproduced without the permission of the Consultant

REVISIONS		
NO	DESCRIPTION	DATE

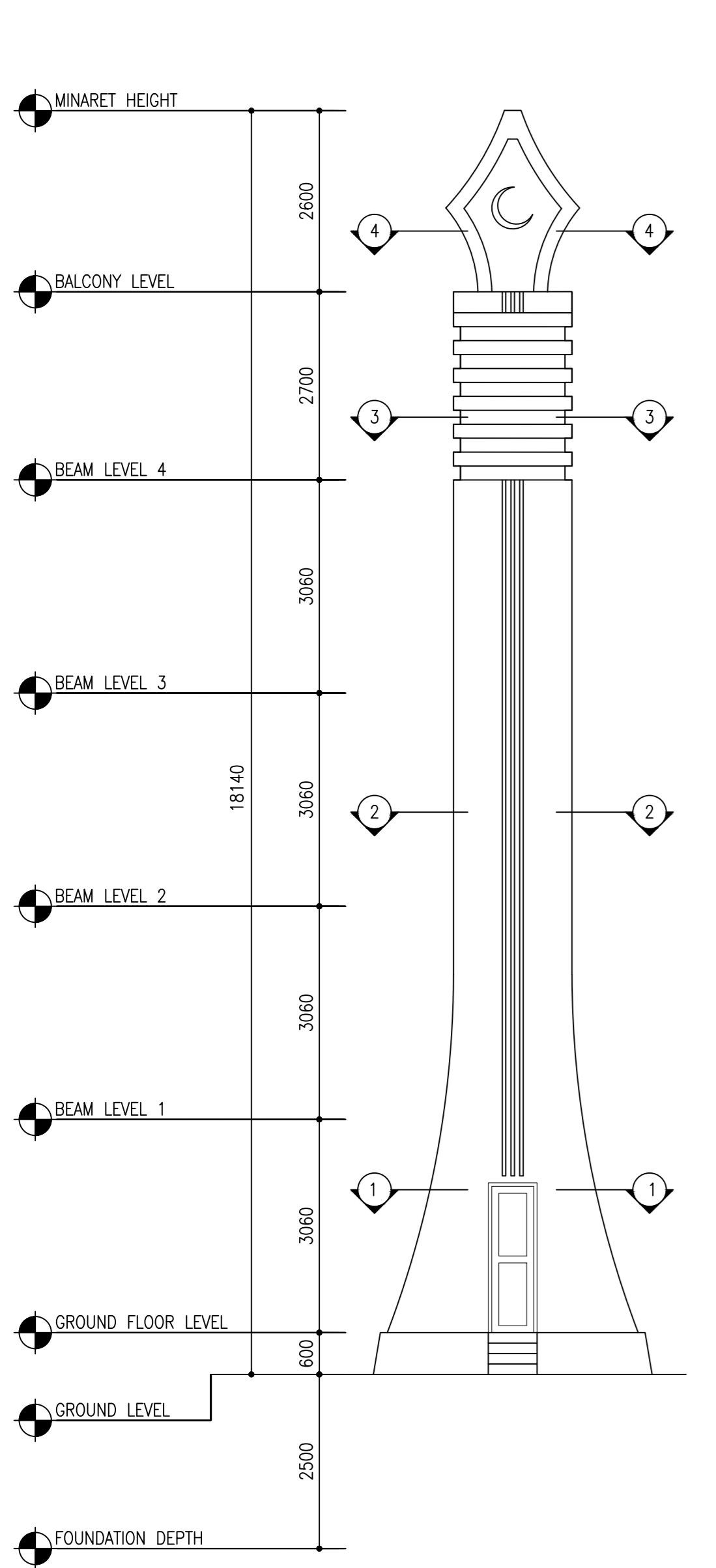
PROJECT:
PROPOSED MOSQUE FOR 300

PHASE:
☐ CONCEPT DESIGN
☐ DESIGN DEVELOPMENT
☒ TENDER DOCUMENT
☐ FOR CONSTRUCTION
☐ AS BUILD DRAWINGS

DESIGNATION	NAME	SIGNATURE
PROJECT MANAGER	SIARCH PVT LTD.	
STR. ENGINEER	KINNANATH HUSSAIN	
CHIEF ARCHITECT	ALI WAJEEH	
CHECKED	MOHAMED SIRAJ	
DRAWN	ASHAN M.	

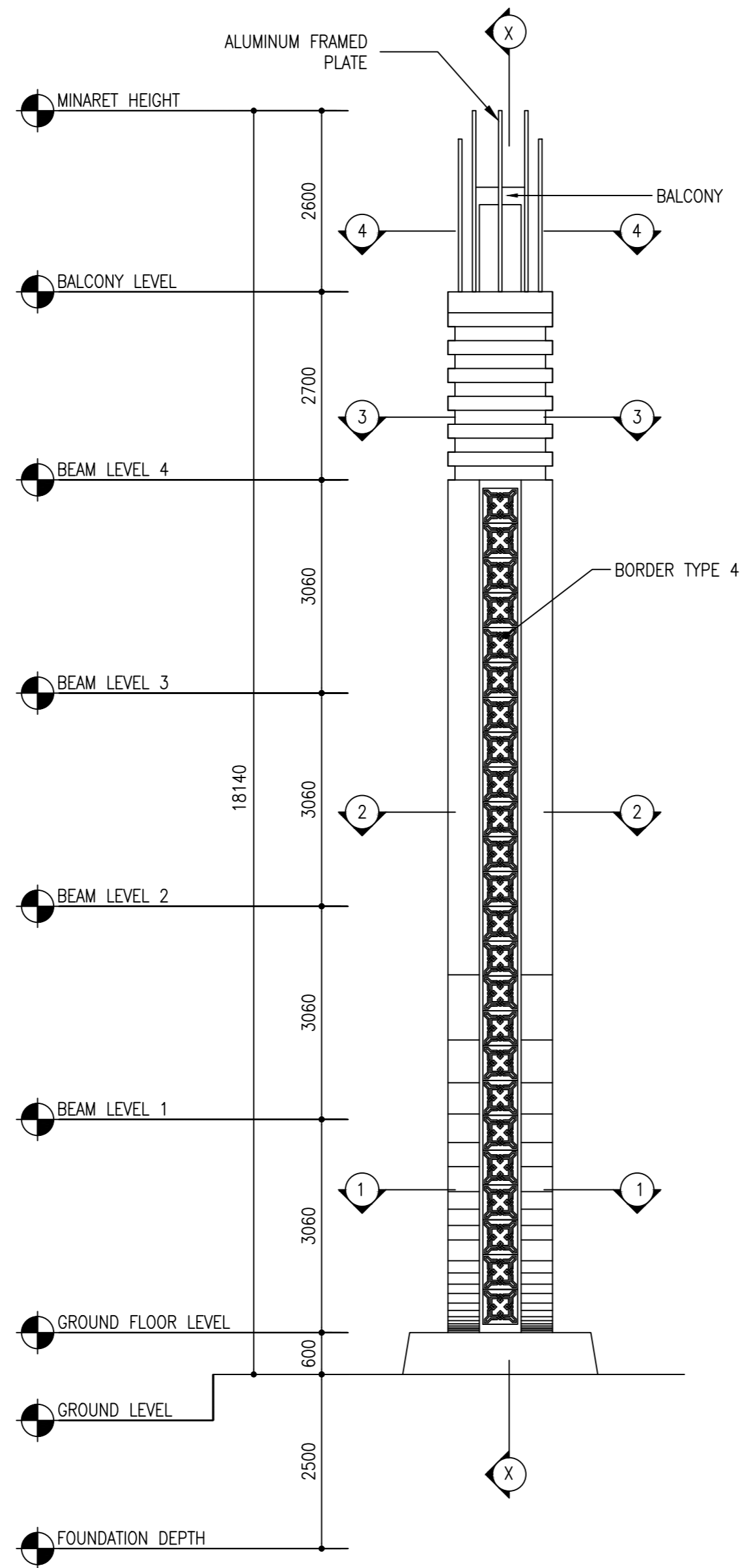

DWG. NAME:
ARCHITECTURAL

FLOOR PLANS		
CODE	DATE	DWG. NO:
	16-09-18	AR02
FORMAT	A1 A2 A3	
SCALE	- 1:100	ISSUE A
PDF FILE NAME: COM-32_ AR02		



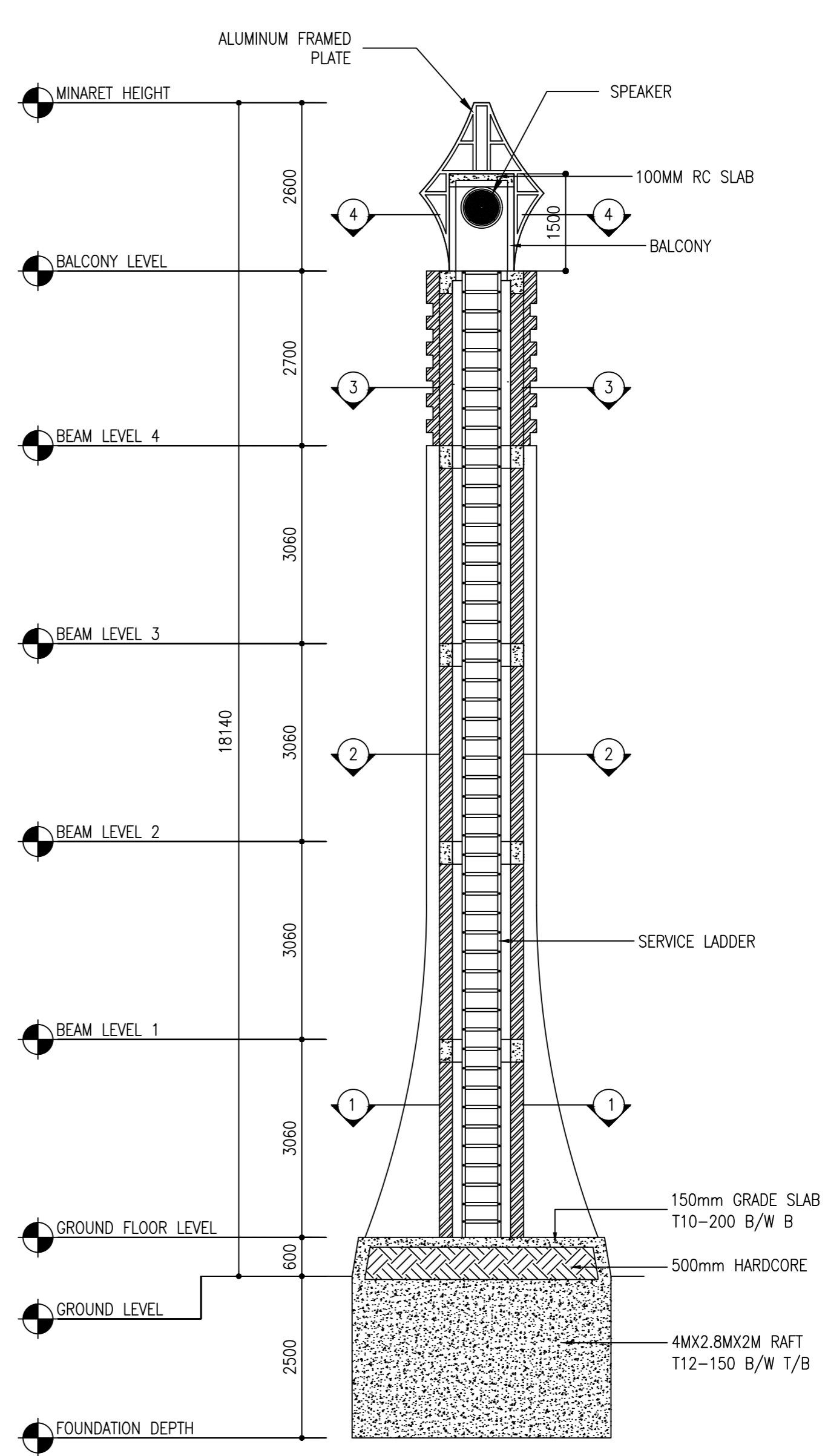

ELEVATION E1

SCALE 1:100




ELEVATION E2

SCALE 1:100



SECTION X-X

SCALE 1:100



CLIENT:
MINISTRY OF ISLAMIC AFFAIRS

DESIGN AND CONSULTANCY:
SIARCH
PRIVATE LIMITED
LONUZIYARAIY MAGU, MALE', 20075, MALDIVES
EMAIL: INFO@SIARCH.DESIGN
HTTP://WWW.SIARCH.DESIGN

KEY PLAN:

WARNING:

- This drawing shall not be used for construction unless certified.
- Contractor to verify all dimensions of existing works on site before commencing any work or preparing shop drawings.
- Do not scale drawings, use written dimensions only.
- This drawing is to be read in conjunction with the specifications and conditions of contract.
- This drawing and design is copyright and no portion may be reproduced without the permission of the Consultant

REVISIONS		
NO	DESCRIPTION	DATE

PROJECT:
**PROPOSED
MOSQUE @
K. HIMMAFUSHI**

PHASE:
☐ CONCEPT DESIGN
☐ DESIGN DEVELOPMENT
☒ TENDER DOCUMENT
☐ FOR CONSTRUCTION
☐ AS BUILD DRAWINGS

DESIGNATION	NAME	SIGNATURE
PROJECT MANAGER	SIARCH PVT LTD.	
STR. ENGINEER	KINNANATH HUSSAIN	
CHIEF ARCHITECT	ALI WAJEEH	
CHECKED	MOHAMED SIRAJ	
DRAWN	ASHAN M.	


DWG. NAME:
ARCHITECTURAL

**ELEVATIONS &
SECTION**

CODE	DATE	DWG. NO:
	16-09-18	AR03
FORMAT	A1 A2 A3	
SCALE	- - 1:100	ISSUE A
PDF FILE NAME:	COM-32_	AR03

DOOR AND WINDOW SCHEDULE 1

SCALE 1:50



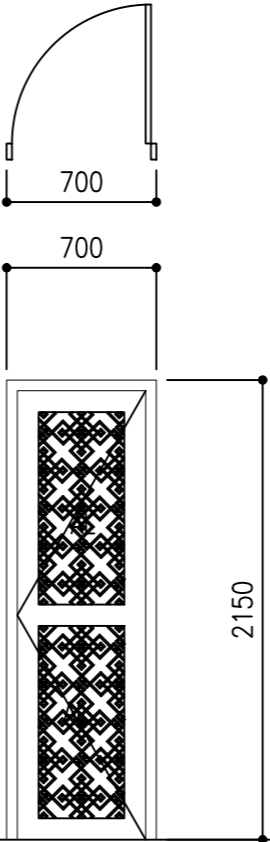
SYMBOL	D3	TOTAL = 1 nos.
AREA		G.A. = 1.26 m ²

PLAN

ELEVATION

FLR_LVL.
↓


LOCATION	GF
QUANTITY	01
DOOR FRAME	POWDER COATED ALMINIUM FRAME
DOOR PANEL	POWDER COATED ALMINIUM DOOR PANELS
LOCK/HINGES	BRUSHED METAL (SILVER) x 8 BRASS LOCK x1
FINISHES	WOOD STAIN FINISH
REMARKS	-



- FG – FIXED GLASS
- G – GLASS
- ST – SOLID TIMBER
- AL – ALUMINUM LOUVERS

CLIENT:
MINISTRY OF ISLAMIC AFFAIRS

DESIGN AND CONSULTANCY:
SIARCH
PRIVATE LIMITED
LONUZIYAARAIY MAGU,MALE',20075,MALDIVES
EMAIL: INFO@SIARCH.DESIGN
HTTP://WWW.SIARCH.DESIGN



- WARNING:
- This drawing shall not be used for construction unless certified.
 - Contractor to verify all dimensions of existing works on site before commencing any work or preparing shop drawings.
 - Do not scale drawings, use written dimensions only.
 - This drawing is to be read in conjunction with the specifications and conditions of contract.
 - This drawing and design is copyright and no portion may be reproduced without the permission of the Consultant

REVISIONS		
NO	DESCRIPTION	DATE

PROJECT:

PROPOSED
MOSQUE @
K. HIMMAFUSHI

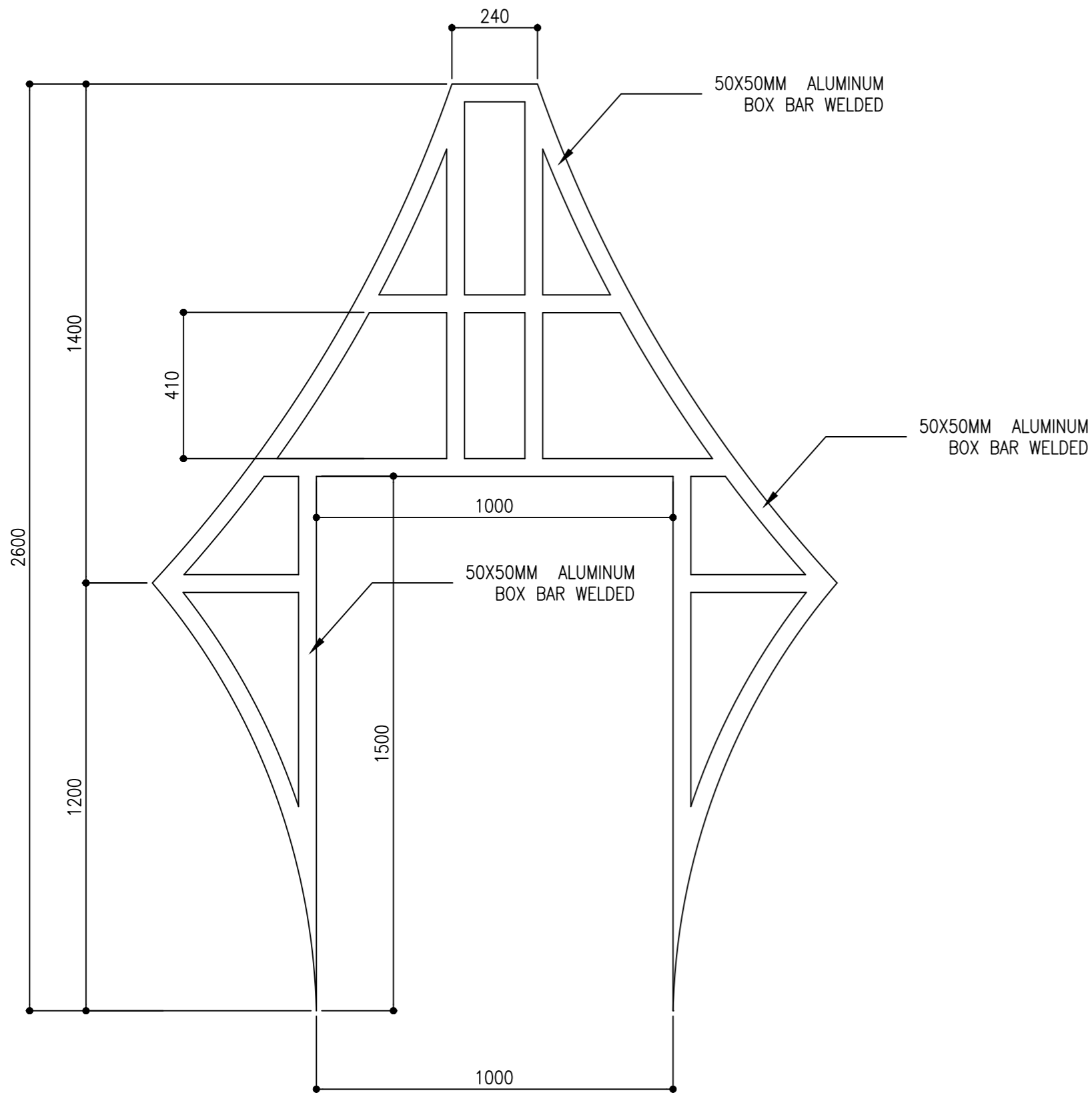
- PHASE:
- ☐ CONCEPT DESIGN
 - ☐ DESIGN DEVELOPMENT
 - ☒ TENDER DOCUMENT
 - ☐ FOR CONSTRUCTION
 - ☐ AS BUILD DRAWINGS

DESIGNATION	NAME	SIGNATURE
PROJECT MANAGER	SIARCH PVT LTD.	
STR. ENGINEER	KINNANATH HUSSAIN	
CHIEF ARCHITECT	ALI WAJEEH	
CHECKED	MOHAMED SIRAJ	
DRAWN	ASHAN M.	

DWG. NAME:

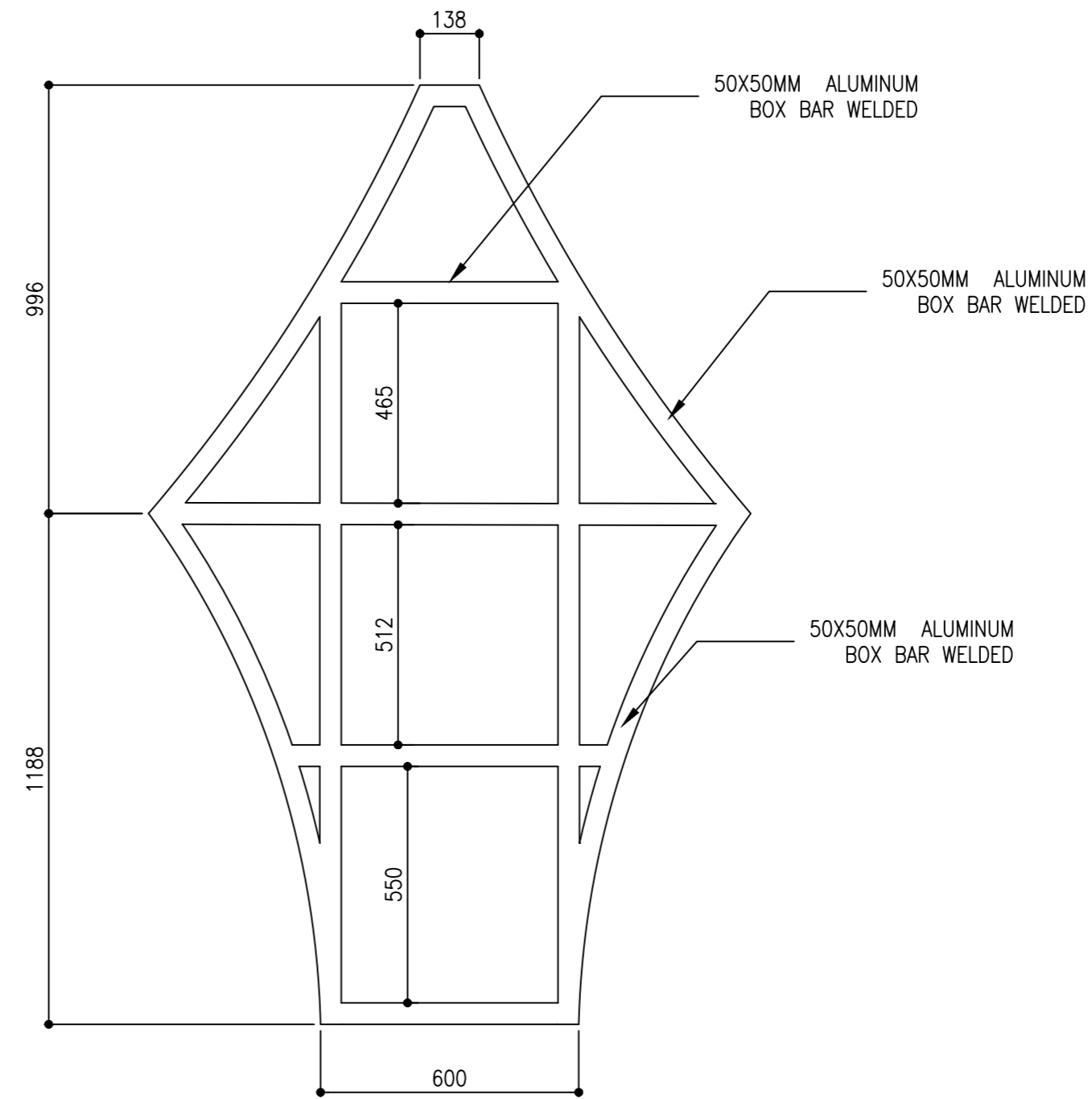

ARCHITECTURAL

DOOR SCHEDULE					
CODE		DATE 16-09-18		DWG. NO: AR04	
FORMAT		A1	A2	A3	ISSUE A
SCALE		-	-	1:100	
PDF FILE NAME:		COM-32_			AR04




MINARETE TOP PLATE 1(FRAME)

SCALE 1:20



MINARETE TOP PLATE 2(FRAME)

SCALE 1:20



NOTE : * EACH FRAME WILL BE CONNECTED WITH WELDED 50Ø GI CHS.
* ALUMINUM PLATE WILL RIVET AND WELDED TO THE FRAMES.

CLIENT:
MINISTRY OF ISLAMIC AFFAIRS

DESIGN AND CONSULTANCY:
SIARCH
PRIVATE LIMITED
LONUZIYARAIY MAGU, MALE', 20075, MALDIVES
EMAIL: INFO@SIARCH.DESIGN
HTTP://WWW.SIARCH.DESIGN

KEY PLAN:

WARNING:
- This drawing shall not be used for construction unless certified.
- Contractor to verify all dimensions of existing works on site before commencing any work or preparing shop drawings.
- Do not scale drawings, use written dimensions only.
- This drawing is to be read in conjunction with the specifications and conditions of contract.
- This drawing and design is copyright and no portion may be reproduced without the permission of the Consultant

REVISIONS		
NO	DESCRIPTION	DATE

PROJECT:
**PROPOSED
MOSQUE @
K. HIMMAFUSHI**

PHASE:
☐ CONCEPT DESIGN
☐ DESIGN DEVELOPMENT
☒ TENDER DOCUMENT
☐ FOR CONSTRUCTION
☐ AS BUILD DRAWINGS

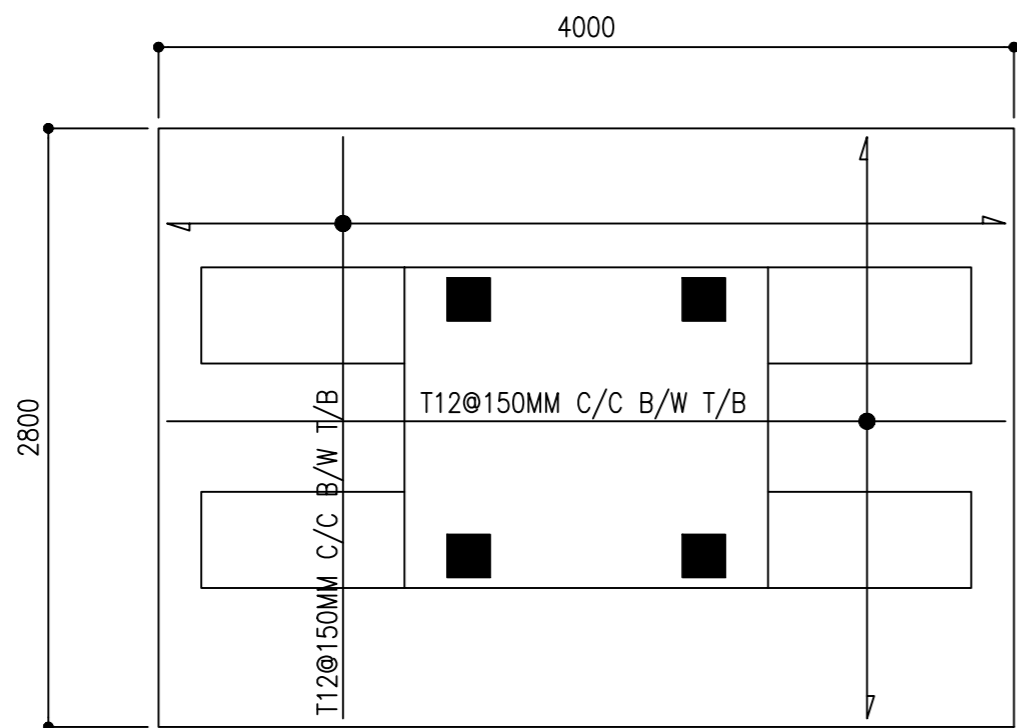
DESIGNATION	NAME	SIGNATURE
PROJECT MANAGER	SIARCH PVT LTD.	
STR. ENGINEER	KINNANATH HUSSAIN	
CHIEF ARCHITECT	ALI WAJEEH	
CHECKED	MOHAMED SIRAJ	
DRAWN	ASHAN M.	

DWG. NAME:
ARCHITECTURAL

**ARCHITECTURAL
DETAILS**


CODE	DATE	DWG. NO:
	16-09-18	AR05
FORMAT	A1 A2 A3	
SCALE	- - 1:100	ISSUE A
PDF FILE NAME:	COM-32_	AR05

PROPOSED SINGLE STOREY MOSQUE
MALDIVES
MINARET
STRUCTURAL DRAWINGS
27.02.2021

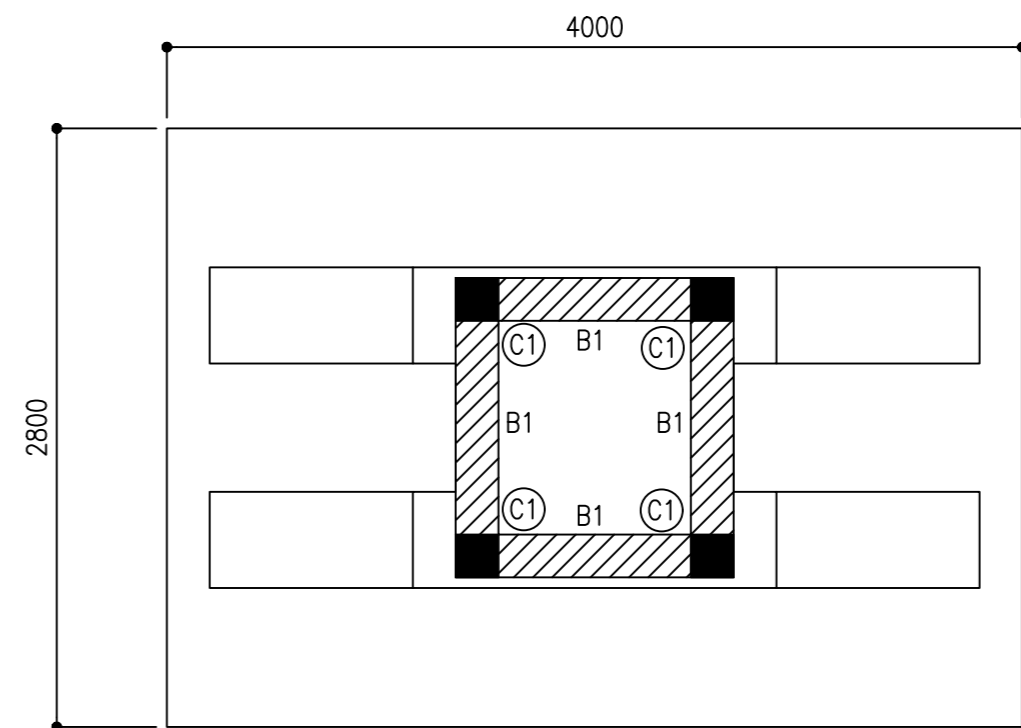


FOUNDATION PLAN

SCALE 1:50

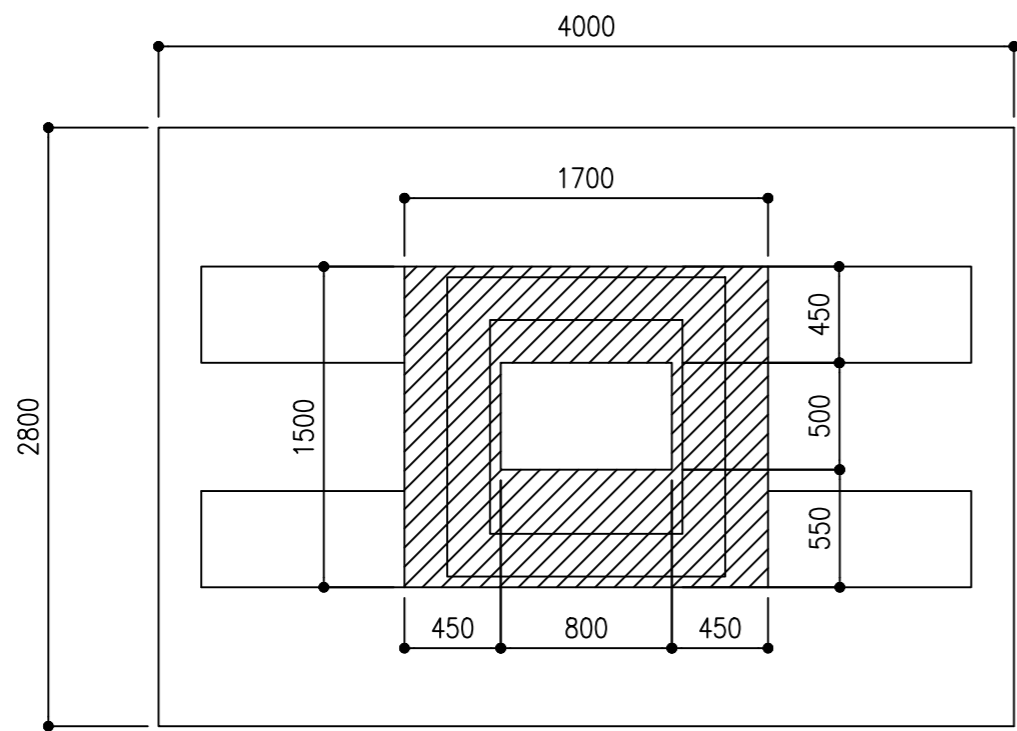


NOTE:
RAFT =2.8MX4.0MX2M T12@150MM C/C B/W T/B
FOUNDATION DEPTH =2.5M
GROUND SLAB=150MM THICK T10@200C/C B/W B




TYPICAL BEAM PLAN

SCALE 1:100



BALCONY SLAB PLAN


SCALE 1:100



NOTE:
SLAB = 150MM THICK
T10@100 B/W T/B

CLIENT:
MINISTRY OF ISLAMIC AFFAIRS

DESIGN AND CONSULTANCY:
SIARCH
PRIVATE LIMITED
LONUZIYAARAIY MAGU,MALE',20075,MALDIVES
EMAIL: INFO@SIARCH.DESIGN
HTTP://WWW.SIARCH.DESIGN



- WARNING:
- This drawing shall not be used for construction unless certified.
 - Contractor to verify all dimensions of existing works on site before commencing any work or preparing shop drawings.
 - Do not scale drawings, use written dimensions only.
 - This drawing is to be read in conjunction with the specifications and conditions of contract.
 - This drawing and design is copyright and no portion may be reproduced without the permission of the Consultant

REVISIONS		
NO	DESCRIPTION	DATE

PROJECT:
**PROPOSED
MOSQUE FOR
300**

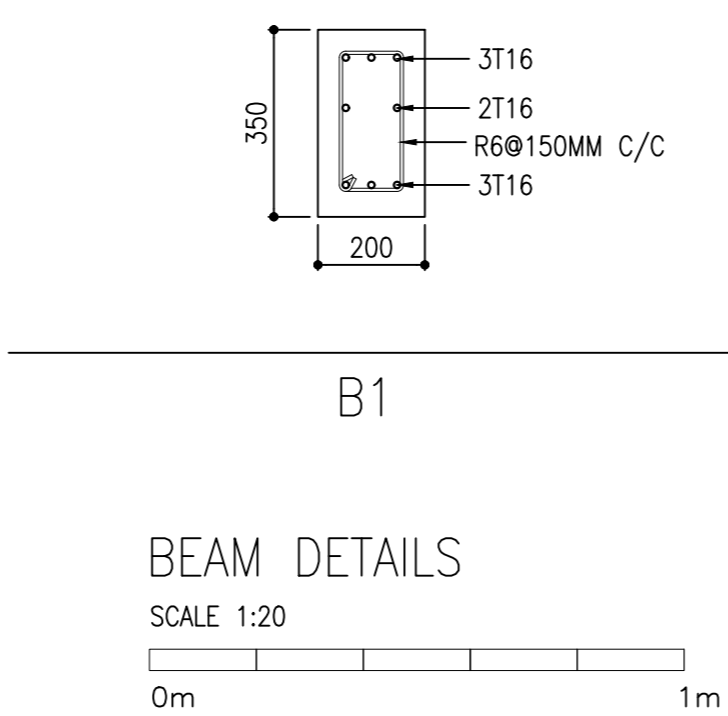
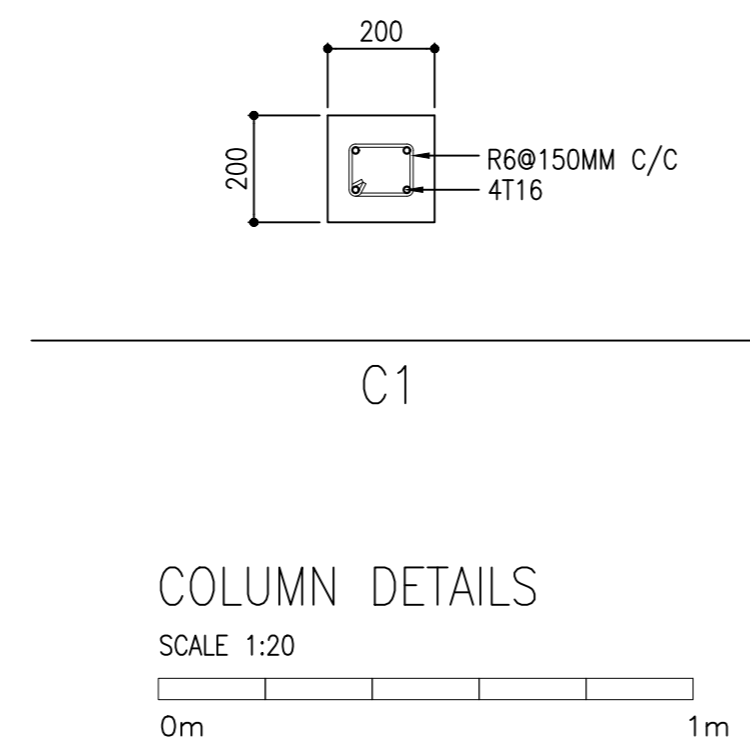
- PHASE:
- ☐ CONCEPT DESIGN
 - ☐ DESIGN DEVELOPMENT
 - ☒ TENDER DOCUMENT
 - ☐ FOR CONSTRUCTION
 - ☐ AS BUILD DRAWINGS

DESIGNATION	NAME	SIGNATURE
PROJECT MANAGER	SIARCH PVT LTD	
STR. ENGINEER	KINNANATH HUSSAIN	
CHIEF ARCHITECT	ALI WAJEEH	
CHECKED	MOHAMED SIRAJ	
DRAWN	ASHAN M.	

DWG. NAME:
ARCHITECTURAL

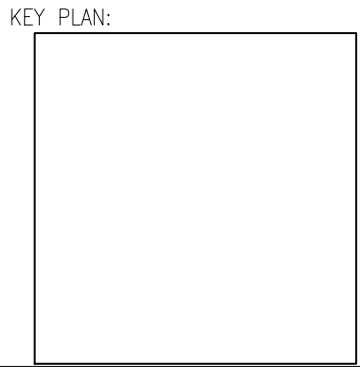
**FOUNDATION PLAN
AND BEAM PLANS**

CODE COM-32	DATE 25-01-2021	DWG. NO: ST01
FORMAT A1 A2 A3	SCALE - - 1:100	ISSUE A
PDF FILE NAME: COM-32_		ST01



CLIENT:
MINISTRY OF ISLAMIC AFFAIRS

DESIGN AND CONSULTANCY:
SIARCH
PRIVATE LIMITED
LONUZIYAARAIY MAGU, MALE', 20075, MALDIVES
EMAIL: INFO@SIARCH.DESIGN
HTTP://WWW.SIARCH.DESIGN



- WARNING:
- This drawing shall not be used for construction unless certified.
 - Contractor to verify all dimensions of existing works on site before commencing any work or preparing shop drawings.
 - Do not scale drawings, use written dimensions only.
 - This drawing is to be read in conjunction with the specifications and conditions of contract.
 - This drawing and design is copyright and no portion may be reproduced without the permission of the Consultant

REVISIONS		
NO	DESCRIPTION	DATE

PROJECT:

PROPOSED
MOSQUE FOR
300

- PHASE:
- ☐ CONCEPT DESIGN
 - ☐ DESIGN DEVELOPMENT
 - ☒ TENDER DOCUMENT
 - ☐ FOR CONSTRUCTION
 - ☐ AS BUILD DRAWINGS

DESIGNATION	NAME	SIGNATURE
PROJECT MANAGER	SIARCH PVT. LTD	
STR. ENGINEER	KINNANATH HUSSAIN	
CHIEF ARCHITECT	ALI WAJEEH	
CHECKED	MOHAMED SIRAJ	
DRAWN	ASHAN M.	

DWG. NAME:


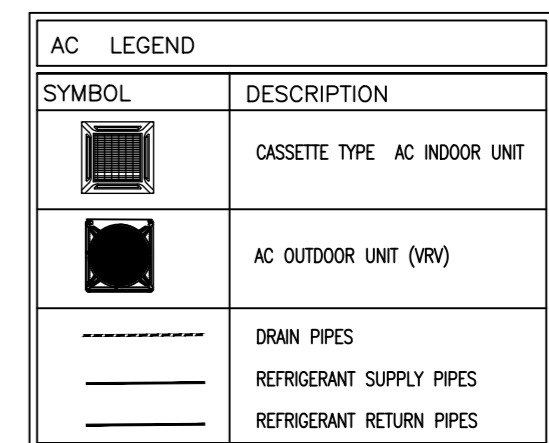
ARCHITECTURAL

STRUCTURAL DETAILS		
CODE	DATE	DWG. NO:
COM-32	25-01-2021	ST02
FORMAT	A1 A2 A3	
SCALE	- - 120	ISSUE A
PDF FILE NAME: COM-32_ ST02		

PROPOSED SINGLE STOREY MOSQUE
MALDIVES

ABLUTION AREA
SERVICES DRAWINGS

20.10.2022



- This drawing shall not be used for construction unless certified.
- Contractor to verify all dimensions of existing works on site before commencing any work or preparing shop drawings.
- Do not scale drawings, use written dimensions only.
- This drawing is to be read in conjunction with the specifications and conditions of contract.
- This drawing and design is copyright and no portion may be reproduced without the permission of the Consultant

[illegible]300 PAX
MOSQUE DESIGN

PHASE:

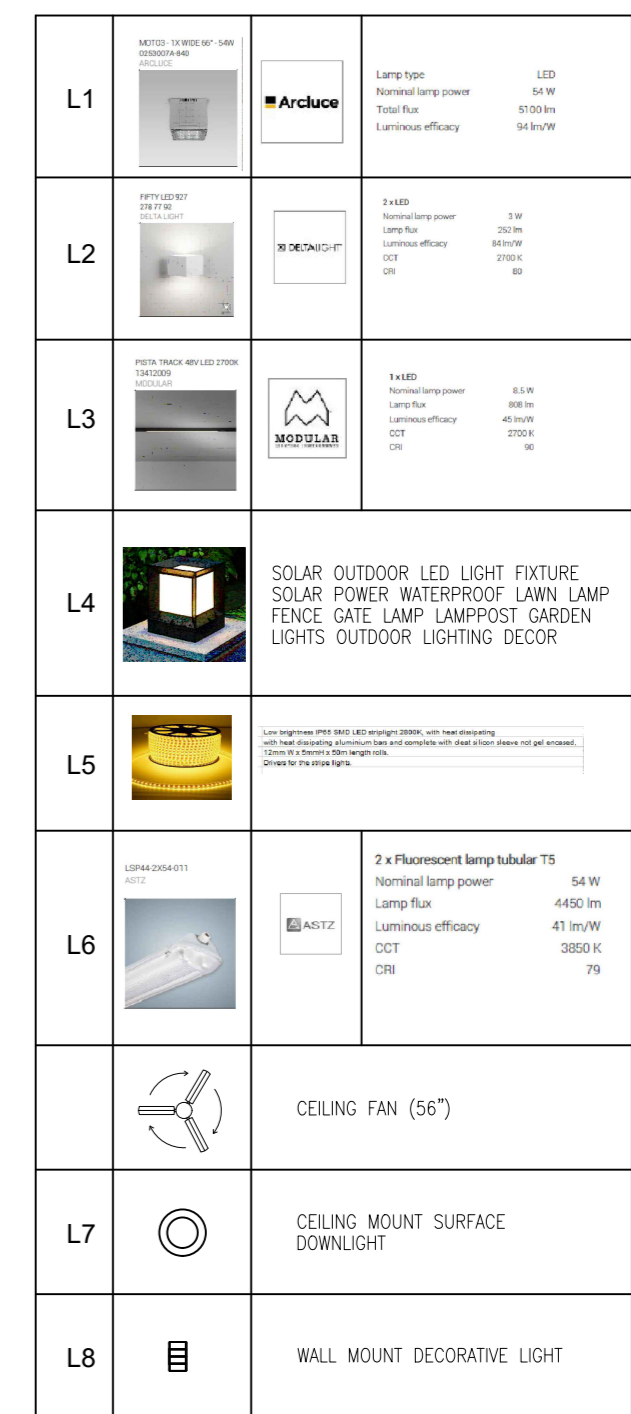
- ☒ CONCEPT DESIGN
- ☐ DESIGN DEVELOPMENT
- ☐ TENDER DOCUMENT
- ☐ FOR CONSTRUCTION
- ☐ AS BUILD DRAWINGS

DESIGNATION	NAME	SIGNATURE
PROJECT MANAGER	SIARCH PVT LTD	
STR. ENGINEER		
CHIEF ARCHITECT	MOHAMED SIRAJ	
CHECKED		
DRAWN	ASHAN	

AC LAYOUT

FLOOR PLAN

CODE COM-32	DATE 25-01-2021			DWG. NO: AC01
FORMAT	A1	A2	A3	
SCALE	-	1:100	-	ISSUE A
PDF FILE NAME: COM-32 AC01 A				

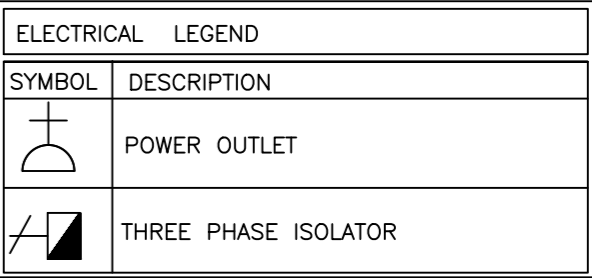


NOTE: RATE SHALL INCLUDE FOR THE SOCKETS AND SWITCHES/DIMMER
FOR ALL THE ELECTRICAL FIXTURES

SITE PLAN
SCALE 1:100

0m 50m

[illegible]



- This drawing shall not be used for construction unless certified.
- Contractor to verify all dimensions of existing works on site before commencing any work or preparing shop drawings.
- Do not scale drawings, use written dimensions only.
- This drawing is to be read in conjunction with the specifications and conditions of contract.
- This drawing and design is copyright and no portion may be reproduced without the permission of the Consultant

[illegible]300 PAX
MOSQUE DESIGN

PHASE:

- ☒ CONCEPT DESIGN
- ☐ DESIGN DEVELOPMENT
- ☐ TENDER DOCUMENT
- ☐ FOR CONSTRUCTION
- ☐ AS BUILD DRAWINGS

DESIGNATION	NAME	SIGNATURE
PROJECT MANAGER	SIARCH PVT LTD	
STR. ENGINEER		
CHIEF ARCHITECT	MOHAMED SIRAJ	
CHECKED		
DRAWN	ASHAN	

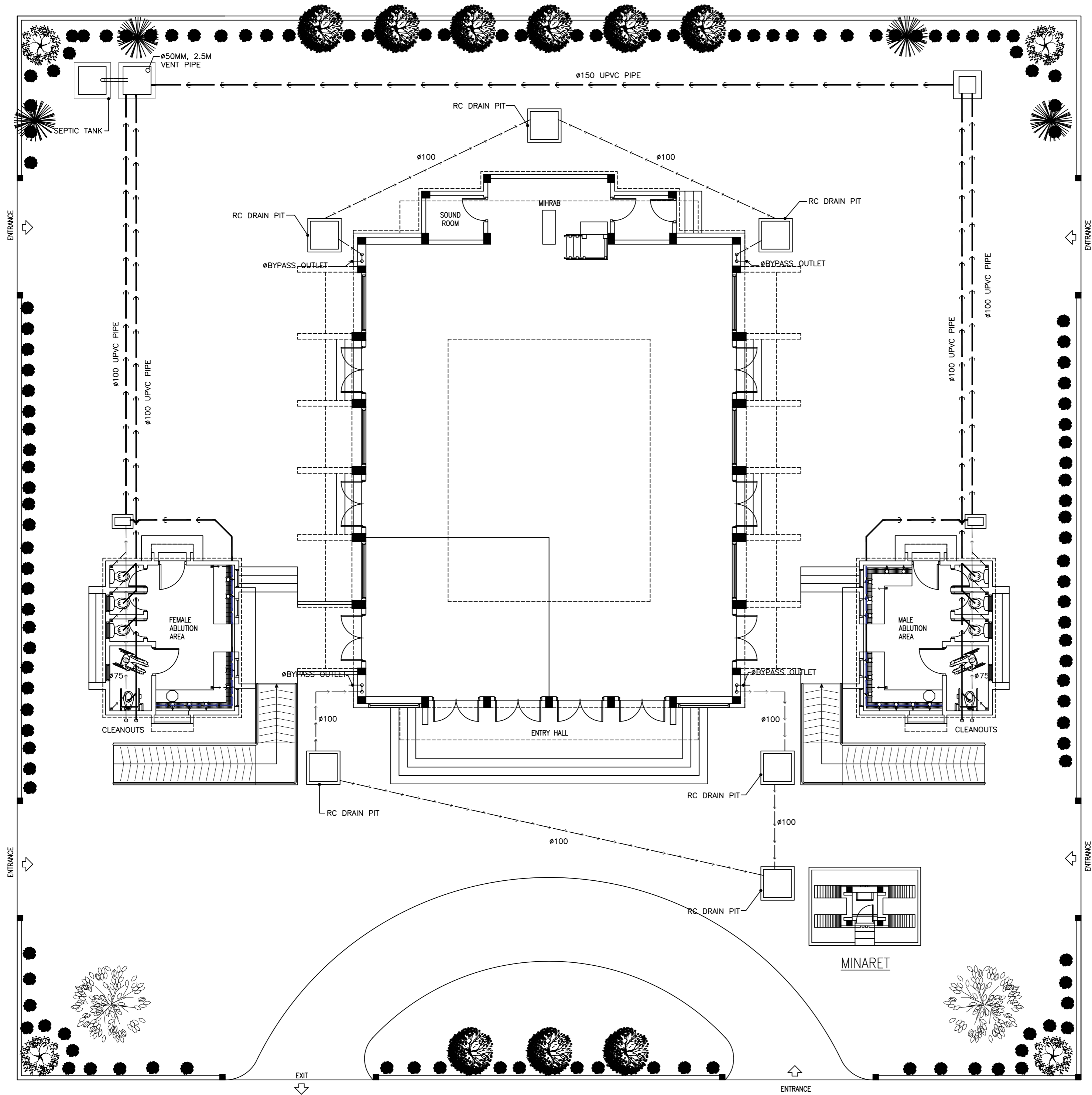
POWER LAYOUT

FLOOR PLAN

CODE COM-32	DATE 25-01-2021			DWG. NO: P001
FORMAT	A1	A2	A3	
SCALE	-	1:100	-	ISSUE A

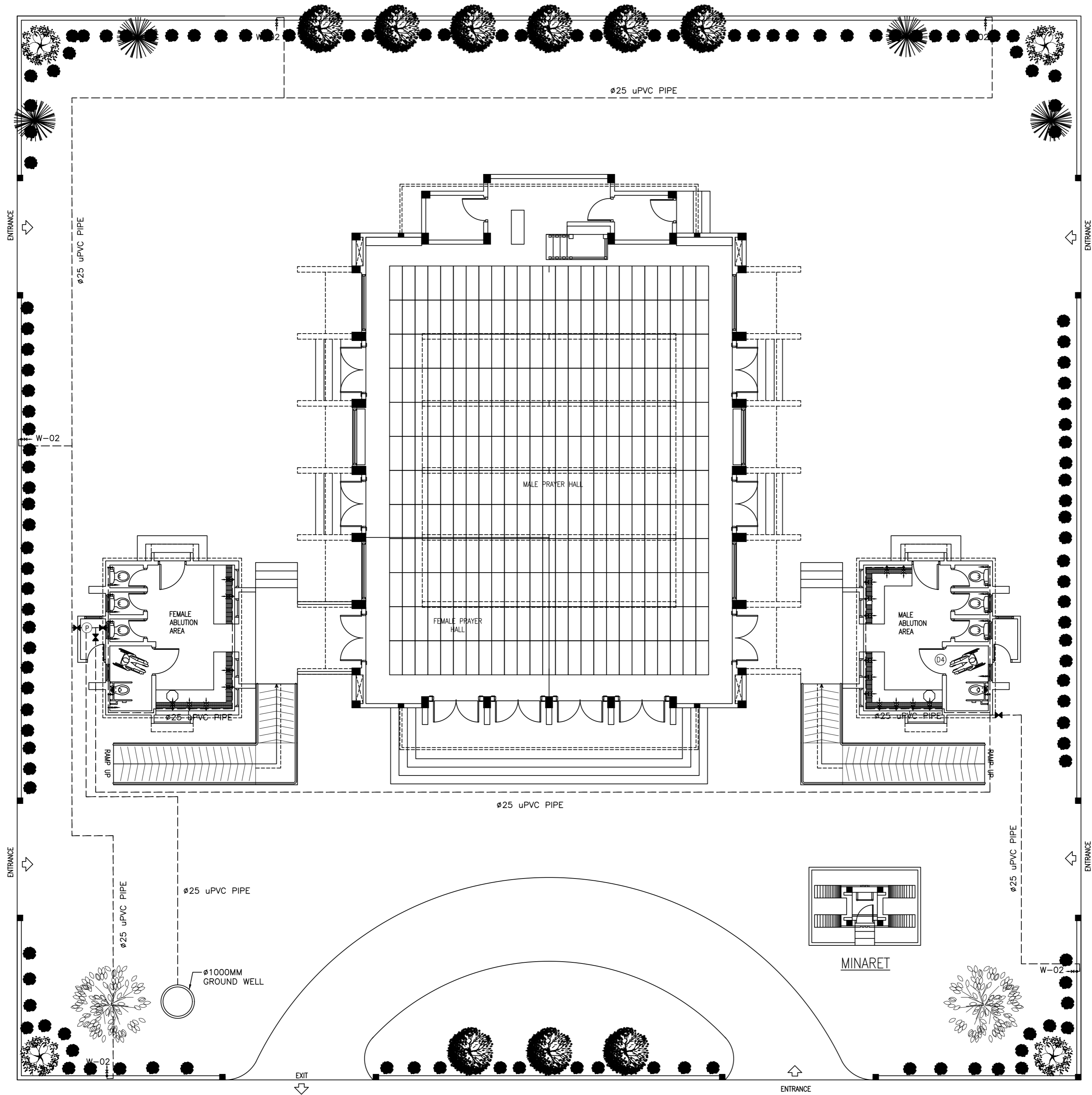
PDF FILE NAME: **COM-32_P001_A**

A horizontal bar divided into 5 equal segments. The left end is labeled 0m and the right end is labeled 5m.



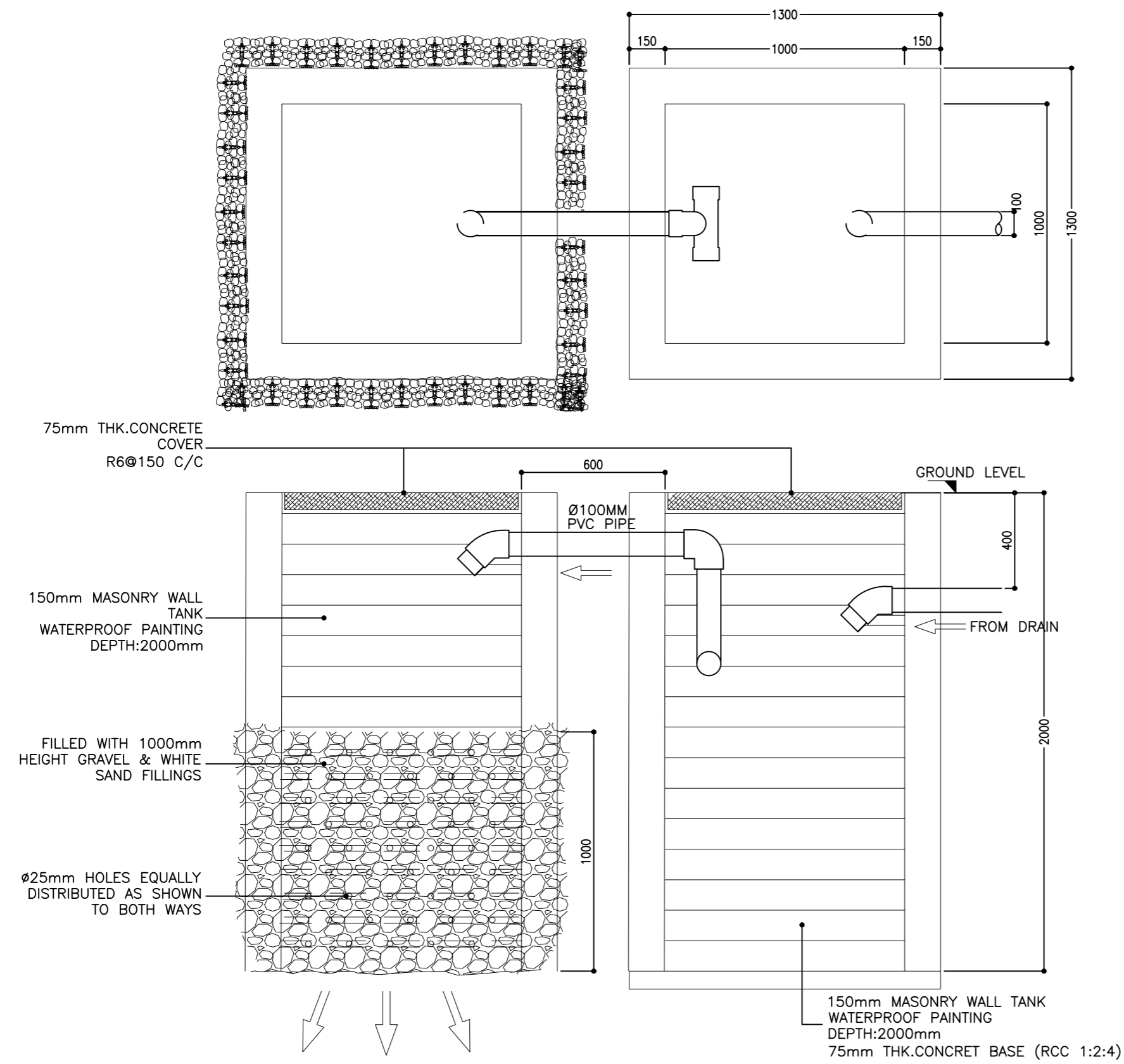
AC LEGEND	
SYMBOL	DESCRIPTION
---	WATER SUPPLY PIPE
- - -	WASTE WATER DISPOSAL PIPE
- . -	RAINWATER CONVEYANCE PIPE

WASTEWATER CONVEYANCE LAYOUT
SCALE 1:100
0m 5m



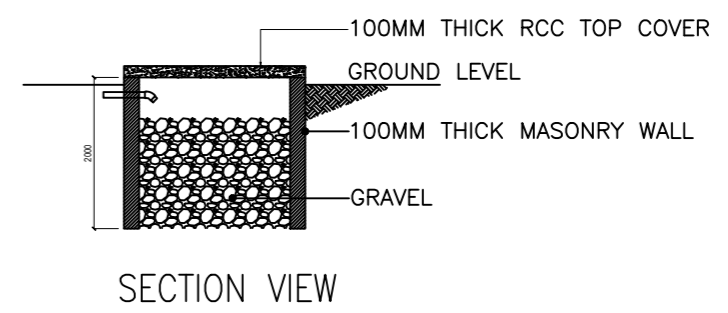
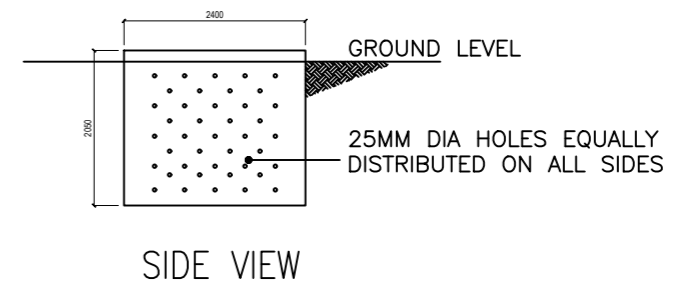
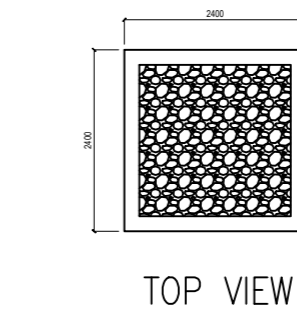

AC LEGEND	
SYMBOL	DESCRIPTION
(P)	W-01 WELL WATER PUMP
---●---	W-02 FAUCET /TAP
---●---	W-03 MUSLIM SHOWER
---●---	W-04 BALL VALVE
---	WATER SUPPLY PIPE
---	WASTE WATER DISPOSAL PIPE
---	RAINWATER CONVEYANCE PIPE

FRESHWATER SUPPLY LAYOUT
SCALE 1:100
0m 5m



SEPTIC TANK DETAILS

SCALE 1:20



DRAIN PIT DETAILS

SCALE 1:100

