

FOOTING DETAIL
SCALE 1 : 25

COLUMNS REINFORCEMENT DETAILS							
TYPE	FOUND			GROUND FLOOR			STIRRUPS
	SIZE		REINT.	SIZE		REINT.	
C1	200	300	6Y16	200	200	4Y16	Y8/200
C2	200	300	8Y16	200	300	8Y16	Y8/200

FOOTING REINFORCEMENT DETAILS							
MARK	DIMENSION			REINFORCEMENT		BOXED	REMARKS
	L	W	H	WIDTH	LENGTH		
F1	1800	1800	300	5Y16/m	5Y16/m		
F2	2500	2500	400	8Y16/m	8Y16/m		

GRADE BEAM REINFORCEMENT DETAILS							
MARK	SIZE		BOTTOM BARS	TOP BARS	STIRRUPS	SIDE BARS	REMARKS
	b	h					
GB1	300	300	3Y16	3Y16	Y8/200		

BEAM REINFORCEMENT DETAILS							
MARK	SIZE		BOTTOM BARS	TOP BARS	STIRRUPS	SIDE BARS	REMARKS
	b	h					
B1	200	500	3Y16 + 2Y16	2Y16	Y8/150		
B2	200	400	3Y16	3Y16	Y8/150		
B3	200	400	5Y16	3Y16	Y8/150		

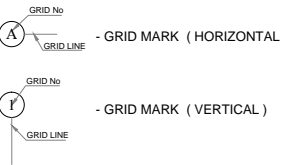
SLABS REINFORCEMENT DETAILS				
MARK	THICK	REINFORCEMENT		REMARKS
		WIDTH	LENGTH	
S1	150	Y10/150	Y10/150	
S2	150	Y10/150	Y10/150	



1. ALL DIMENSIONS ARE IN MILLIMETERS (MM).
2. ALL LEVELS SHOWN ARE IN METERS.
3. THIS DRAWING TO BE READ IN CONJUNCTION WITH ALL OTHER RELEVANT DRAWINGS,GENERAL NOTES AND SPECIFICATIONS.
4. CONTRACTOR SHALL CONDUCT INDEPENDENT GEOTECHNICAL INVESTIGATION TO CONFORM THE BEARING CAPACITY OF SOIL 65 KN / M² AT 1M DEPTH AS DESIGNED IS APPROPRIATE SHOULD THERE BE A VARIANCE CONTRACTOR SHALL REVISE THE DESIGN TO CONSTRUCT THE WORK
5. THE CONCRETE COVER TO ALL REINFORCEMENT SHALL BE AS FOLLOW :-
COLUMN / BEAM = 40 mm
SLAB = 30 mm
FOUNDATION = 50 mm
6. WATER CEMENT RATIO SHALL BE 0.50
7. FOR ALL GENERAL NOTES REFER BY DWG UT-GN-01

LEGEND:-

1. NGL - NATURAL GROUND LEVEL
2. FFL - FINISHED FLOOR LEVEL
3. PCC - PLAIN CEMENT CONCRETE

ABBREVIATIONS:-



REFERENCE DRAWINGS					
SL.No	DRAWING No.	DESCRIPTION			
..
..
..
:	:	:	:	:	:
0	08.02.'10	ISSUED FOR TENDER	JP	AT	MA
REV.	DATE	DESCRIPTION	DRAWN	CHKD	APPRD.
REVISION					
CLIENT					
 MINISTRY OF ENVIRONMENT & ENERGY REPUBLIC OF MALDIVES					
CONSULTANT:  مكتب الجبشي للاستشارات الهندسية Al-Habshi Consultants Office Tel.: 2430103 / 2433131 - Fax : 2431136 P.O.Box 27154 Safat 13132 - Kuwait					
PROJECT: Provision of Water Supply Facilities in 04 islands and Sewerage Facilities in 05 islands - B.Thulaadhoo Island - Republic of Maldives					
DRAWING TITTLE: REVERSE OSMOSIS UNIT STRUCTURAL DETAIL & SCHEDULES					
DESIGNED	DRAWN	CHECKED	APPROVED	SCALE	DATE
SK	JP	SS	MA	1 : 50	15.09.'15
PROJECT No.		SHEET No.		DRAWING No.	
K-619		1 OF 1		BT-WS-123	
REV. No.		0			