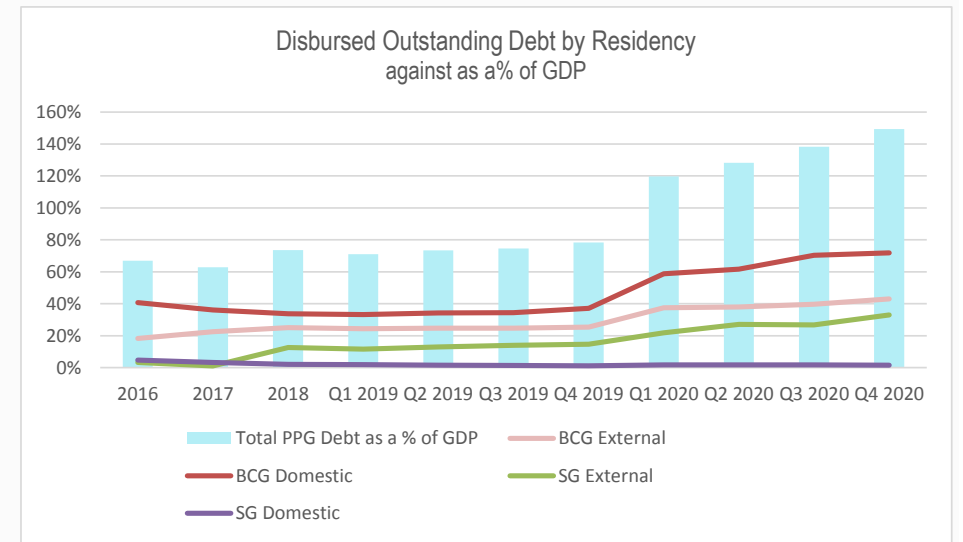
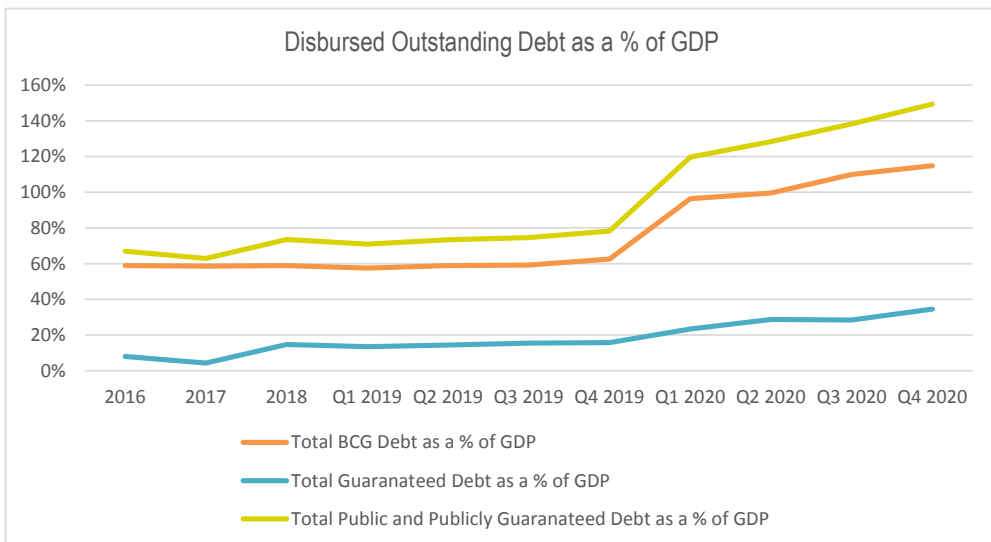
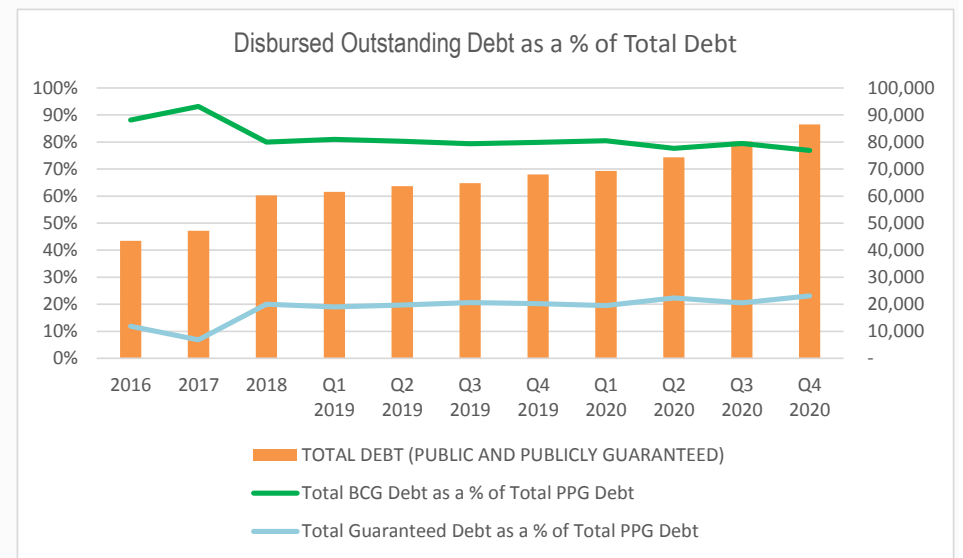
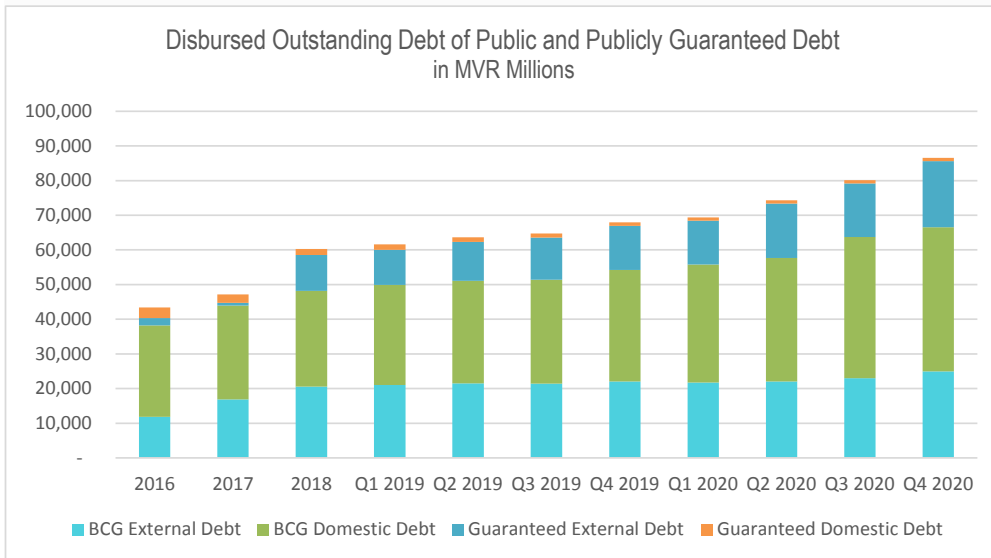


DISBURSED OUTSTANDING DEBT OF PUBLIC AND PUBLICLY GUARANTEED DEBT OF GOVERNMENT OF MALDIVES as of 31 December 2020



Disbursed Outstanding Debt of Public and Publicly Guaranteed Debt of Government of Maldives as of 31 December 2020
In MVR Millions

Calendar Years	2016	2017	2018	Q1 2019	Q2 2019	Q3 2019	Q4 2019	Q1 2020	Q2 2020	Q3 2020	Q4 2020
BUDGETARY CENTRAL GOVERNMENT DEBT	38,255	43,972	48,212	49,894	51,128	51,382	54,248	55,803	57,714	63,730	66,550
External	11,853	16,865	20,548	21,068	21,491	21,459	22,021	21,746	22,027	22,969	24,921
Domestic	26,402	27,108	27,664	28,827	29,638	29,922	32,227	34,058	35,686	40,761	41,628
Total Budgetary Central Government Debt as a % of GDP	59%	59%	59%	57%	59%	59%	63%	96%	100%	110%	115%
Budgetary Central Government External Debt as a % of GDP	18%	22%	25%	24%	25%	25%	25%	38%	38%	40%	43%
Budgetary Central Government Domestic Debt as a % of GDP	41%	36%	34%	33%	34%	34%	37%	59%	62%	70%	72%
Total Budgetary Central Government Debt as a % of Total PPG Debt	88%	93%	80%	81%	80%	79%	80%	80%	78%	80%	77%
GUARANTEED DEBT	5,172	3,226	12,048	11,683	12,546	13,354	13,709	13,555	16,619	16,424	19,994
External	2,117	778	10,348	10,114	11,191	12,184	12,728	12,615	15,682	15,480	19,112
Domestic	3,055	2,448	1,700	1,569	1,355	1,170	980	940	937	944	883
Total Guaranteed Debt as a % of GDP	8%	4%	15%	13%	14%	15%	16%	23%	29%	28%	35%
Guaranteed External Debt as a % of GDP	3%	1%	13%	12%	13%	14%	15%	22%	27%	27%	33%
Guaranteed Domestic Debt as a % of GDP	5%	3%	2%	2%	2%	1%	1%	2%	2%	2%	2%
Total Guaranteed Debt as a % of Total PPG Debt	12%	7%	20%	19%	20%	21%	20%	20%	22%	20%	23%
TOTAL DEBT (PUBLIC AND PUBLICLY GUARANTEED)	43,427	47,198	60,260	61,577	63,674	64,736	67,957	69,358	74,332	80,154	86,544
External	13,970	17,643	30,896	31,182	32,681	33,643	34,750	34,360	37,709	38,449	44,033
Domestic	29,457	29,555	29,364	30,396	30,992	31,093	33,207	34,998	36,623	41,705	42,511
Total Public and Publicly Guaranteed Debt as a % of GDP	67%	63%	73%	71%	73%	75%	78%	120%	128%	138%	149%
Total Public & Publicly Guaranteed External Debt as a % of GDP	22%	24%	38%	36%	38%	39%	40%	59%	65%	66%	76%
Total Public & Publicly Guaranteed Domestic Debt as a % of GDP	45%	39%	36%	35%	36%	36%	38%	60%	63%	72%	73%
GROSS DOMESTIC PRODUCT	64,919	75,052	81,994	86,788	86,788	86,788	86,788	57,942	57,942	57,942	57,942
<i>Applied Exchange Rate</i>	15.40	15.41	15.35	15.41	15.41	15.38	15.41	15.31	15.41	15.40	15.41

3/8/2021 10:19

Notes:

- 1- Source for domestic securities: Maldives Monetary Authority
- 2- Numbers are subject to minor changes with reconciliation of data
- 3- GDP for 2020 is under revision and subject to change. A revision to this will be published once the GDP is finalized