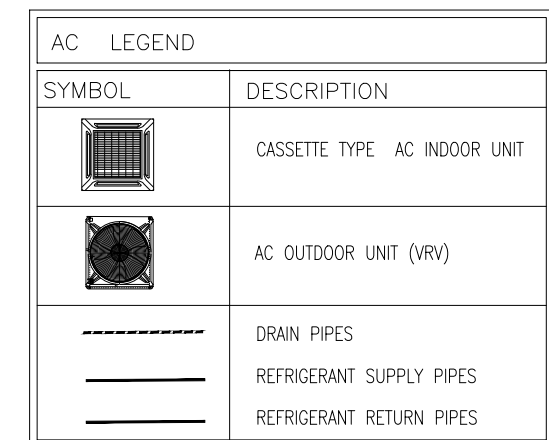


PROPOSED SINGLE STOREY MOSQUE
MALDIVES

SERVICES DRAWINGS

20.10.2022



- This drawing shall not be used for construction unless certified.
- Contractor to verify all dimensions of existing works on site before commencing any work or preparing shop drawings.
- Do not scale drawings, use written dimensions only.
- This drawing is to be read in conjunction with the specifications and conditions of contract.
- This drawing and design is copyright and no portion may be reproduced without the permission of the Consultant

[illegible]300 PAX
MOSQUE DESIGN

PHASE:

- ☒ CONCEPT DESIGN
- ☐ DESIGN DEVELOPMENT
- ☐ TENDER DOCUMENT
- ☐ FOR CONSTRUCTION
- ☐ AS BUILD DRAWINGS

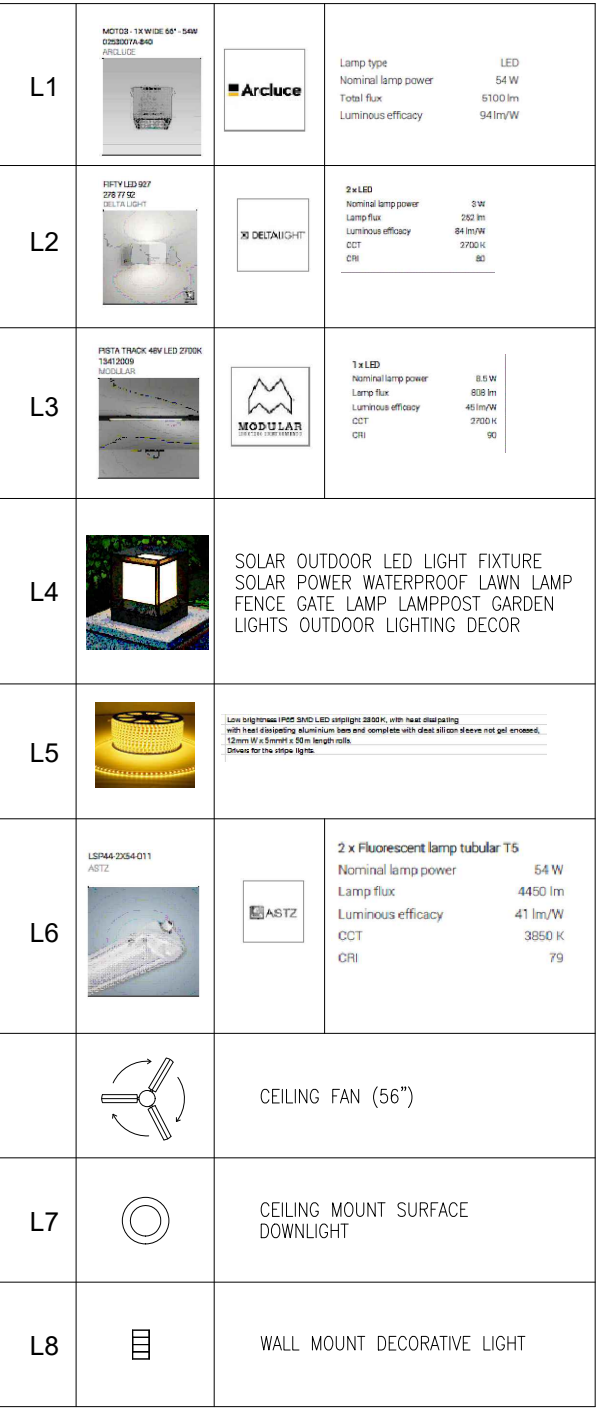
DESIGNATION	NAME	SIGNATURE
PROJECT MANAGER	SIARCH PVT LTD	
STR. ENGINEER		
CHIEF ARCHITECT	MOHAMED SIRAJ	
CHECKED		
DRAWN	ASHAN	

AC LAYOUT

FLOOR PLAN

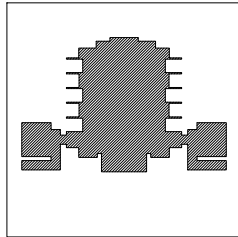
CODE COM-32	DATE 25-01-2021			DWG. NO: AC01
FORMAT	A1	A2	A3	
SCALE	-	1:100	-	ISSUE A
PDF FILE NAME: COM-32 AC01 A				

A horizontal number line with arrows at both ends. It is labeled '0m' at the left end and '5m' at the right end. There are four vertical tick marks between 0m and 5m, dividing the segment into five equal intervals.



CLIENT:
MINISTRY OF ISLAMIC AFFAIRS

DESIGN AND CONSULTANCY:
SIARCH
PRIVATE LIMITED
LONUZIYARAIY MAGU, MALE*, 20075, MALDIVES
EMAIL: INFO@SIARCH.DESIGN
HTTP://WWW.SIARCH.DESIGN



WARNING:

- This drawing shall not be used for construction unless certified.
- Contractor to verify all dimensions of existing works on site before commencing any work or preparing shop drawings.
- Do not scale drawings, use written dimensions only.
- This drawing is to be read in conjunction with the specifications and conditions of contract.
- This drawing and design is copyright and no portion may be reproduced without the permission of the Consultant

REVISIONS

[illegible]

PROJECT:

300 PAX
MOSQUE DESIGN

PHASE:

- ☒ CONCEPT DESIGN
- ☐ DESIGN DEVELOPMENT
- ☐ TENDER DOCUMENT
- ☐ FOR CONSTRUCTION
- ☐ AS BUILD DRAWINGS

DESIGNATION	NAME	SIGNATURE
PROJECT MANAGER	SIARCH PVT LTD	
STR. ENGINEER		
CHIEF ARCHITECT	MOHAMED SIRAJ	
CHECKED		
DRAWN	ASHAN	

DWG. NAME:

LIGHTING LAYOUT

FLOOR PLAN

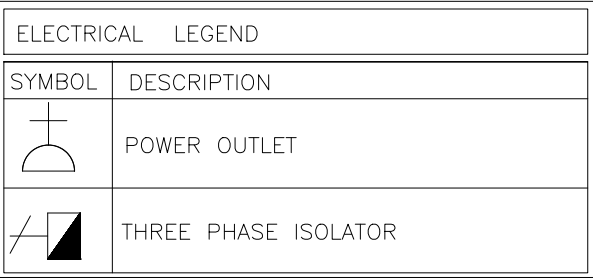
CODE COM-32	DATE 25-01-2021			DWG. NO: LT01
FORMAT	A1	A2	A3	
SCALE	-	1:100	-	ISSUE A
PDF FILE NAME: COM-32_LT01_A				

LIGHTING LAYOUT

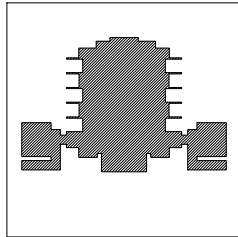
SCALE 1:100



0m



DESIGN AND CONSULTANCY:
SIARCH
PRIVATE LIMITED
LONUZIYAARAIY MAGU, MALE*, 20075, MALDIVES
EMAIL: INFO@SIARCH.DESIGN
HTTP://WWW.SIARCH.DESIGN



This drawing shall not be used for construction unless certified.

- Contractor to verify all dimensions of existing works on site before commencing any work or preparing shop drawings.

- Do not scale drawings, use written dimensions only.

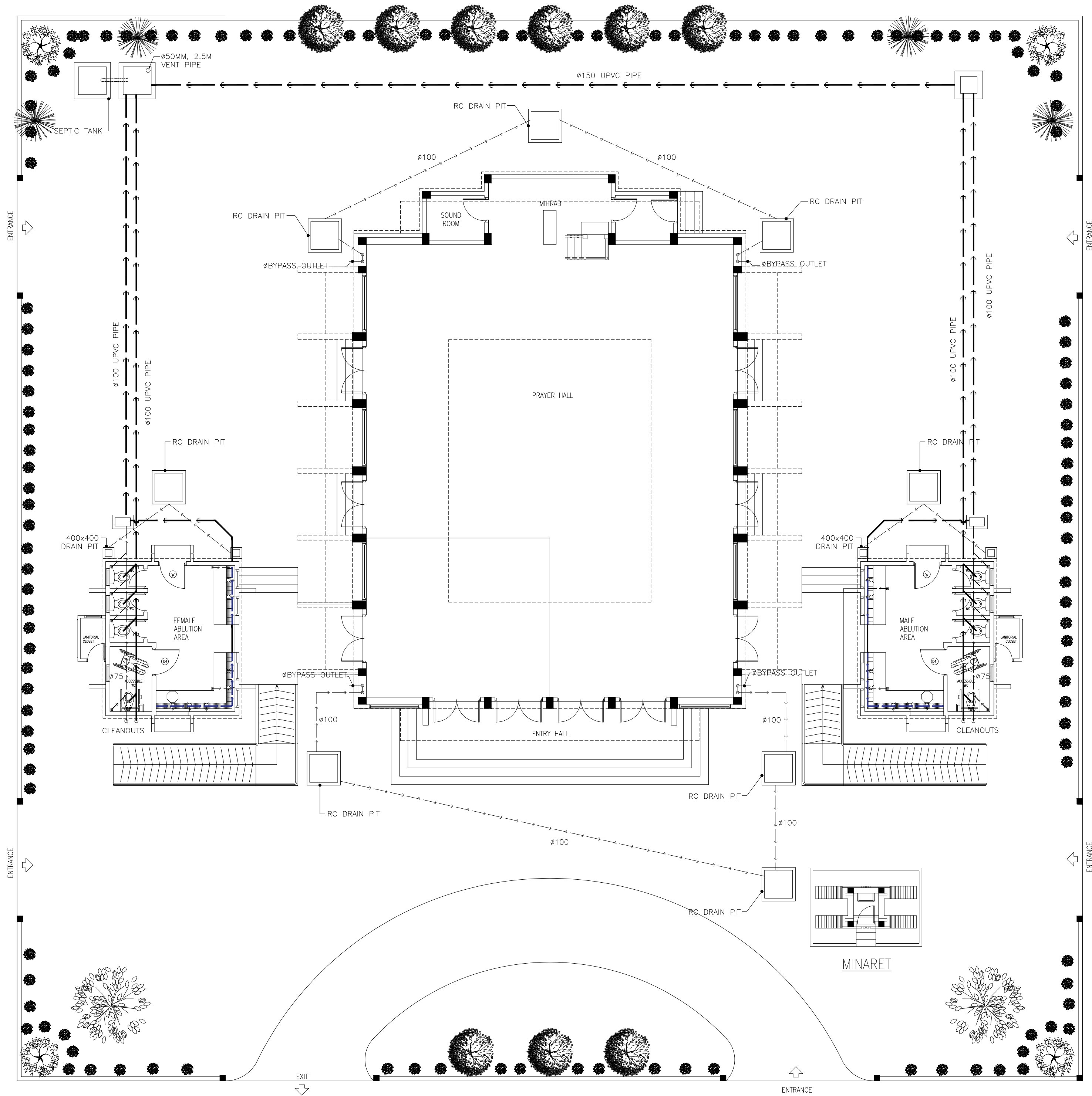
- This drawing is to be read in conjunction with the specifications and conditions of contract.

- This drawing and design is copyright and no portion may be reproduced without the permission of the Consultant

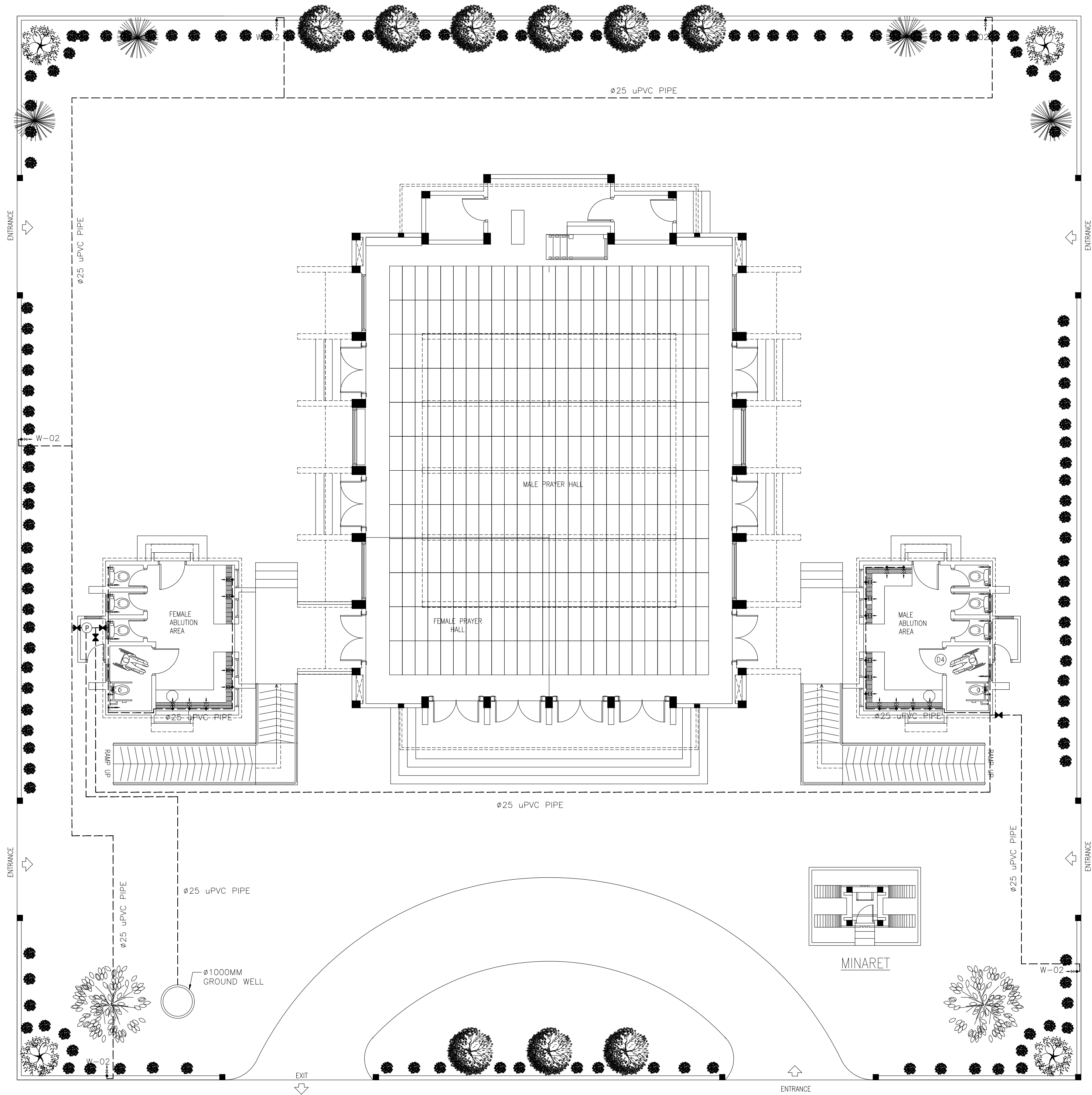
PDF FILE NAME: COM-32_P001 _A

A number line is shown with tick marks at 0, 1, 2, 3, 4, and 5. The segment between 2 and 3 is shaded.

PDF FILE NAME: COM-32_P001_A



AC LEGEND	
SYMBOL	DESCRIPTION
	WATER SUPPLY PIPE
	WASTE WATER DISPOSAL PIPE
	RAINWATER CONVEYANCE PIPE

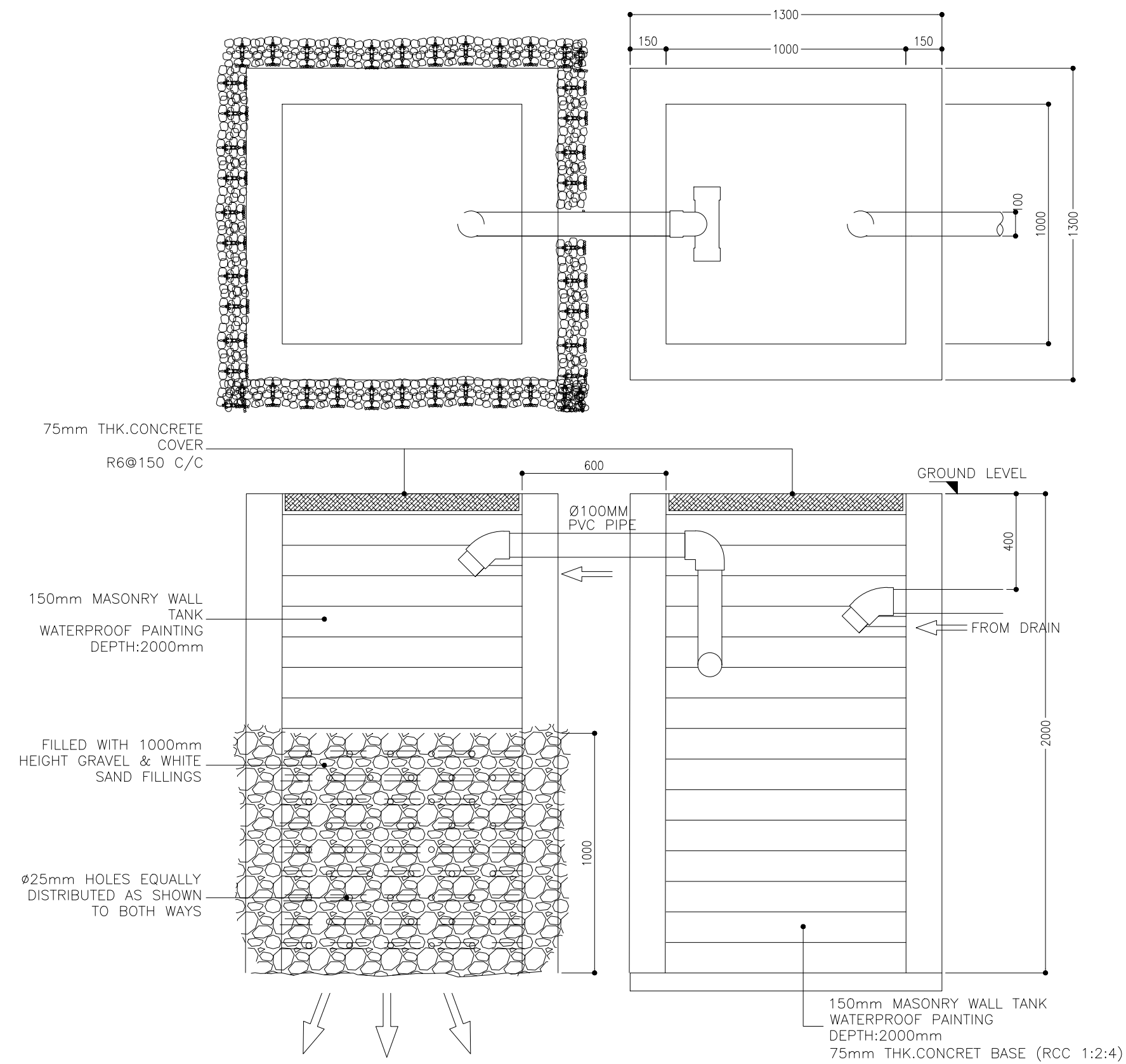


AC LEGEND	
SYMBOL	DESCRIPTION
	W-01 WELL WATER PUMP
	W-02 FAUCET /TAP
	W-03 MUSLIM SHOWER
	W-04 BALL VALVE
	WATER SUPPLY PIPE
	WASTE WATER DISPOSAL PIPE
	RAINWATER CONVEYANCE PIPE

FRESHWATER SUPPLY LAYOUT

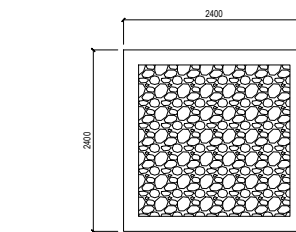

SCALE 1:100

0m 5m

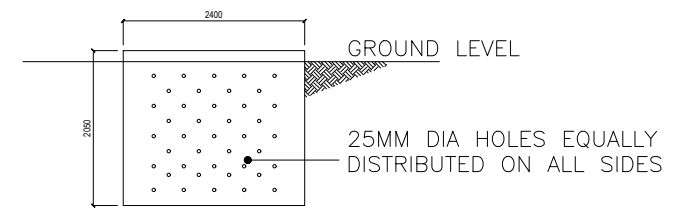


SEPTIC TANK DETAILS

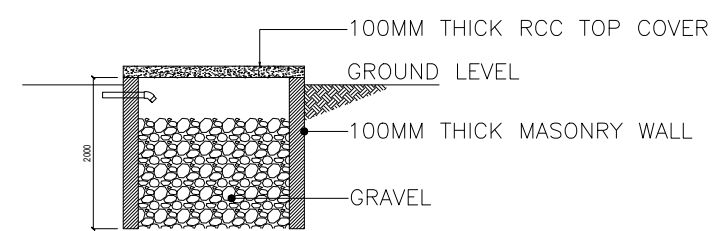
SCALE 1:20



TOP VIEW



SIDE VIEW



SECTION VIEW

DRAIN PIT DETAILS

SCALE 1:100

