



Report No: FIN-2022-84(E)

01 December 2022

Consolidated Financial Statement of the Government of the Maldives Financial Year 2021



ދިވެހިސަރުކާރުގެ ގެޒެޓް

AUDITOR GENERAL'S OFFICE

CONTENTS

| | |
|---|----|
| Introduction..... | 2 |
| Report on the Financial Statements | 3 |
| Report on Compliance with Public Finance Legislation | 5 |
| Matters arising from the Audit and Recommendations for Improvements | 6 |
| FINANCIAL HIGHLIGHTS..... | 10 |
| Statement of Receipts & Payments..... | 21 |
| Statement of Comparison of Budget & Actuals | 22 |
| Accounting Policies and Notes to the Financial Statements..... | 23 |

AUDITOR GENERAL'S OFFICE
Malé, Republic of Maldives

AUDITOR GENERAL'S REPORT

TO THE PRESIDENT, THE PEOPLE'S MAJLIS AND THE MINISTER OF FINANCE, ON THE CONSOLIDATED FINANCIAL STATEMENTS OF THE GOVERNMENT OF MALDIVES FOR THE FINANCIAL YEAR ENDED 31 DECEMBER 2021

Introduction

The purpose of this report is to express an opinion on the Consolidated Financial Statements (CFS) of the Government of Maldives for the financial year ended 31 December 2021, pursuant to the Audit Act (law no. 4/2007), and to express an opinion on whether the Government has spent funds out of the annual budget approved by the People's Majlis for the achievement of its objectives and the purposes intended in the budget and within the limits set therein, and whether it has complied with public finance legislation in conducting financial operations of the Government, and to present to the Minister of Finance (the Minister) the issues that have been observed in the audit and the recommendations thereof, pursuant to section 39 of the Public Finance Act (PFA) (Law no.3/2006) and to submit these issues and recommendations to the President and the People's Majlis, pursuant to the article 213 of the Constitution. This report will also be placed on the Auditor General's Office (AGO)'s website www.audit.gov.mv.

The report is made up of three sections. Section one comprises of our opinion on the CFS and section two presents our opinion on compliance with the PFA and the Public Finance Regulation (PFR) and the parliamentary authorities in spending out of the budget it has approved for the Government. The third section comprises of an analysis of financial highlights for the CFS 2021.

We have audited the CFS set out on pages 21 through 66 that includes the Statement of Receipts and Payments and Statement of Comparison of Budget and Actuals for the financial year ended 31 December 2021, and Statement of Assets and Statement of Liabilities as at the year then ended, and accompanying notes to these financial statements.

The issues observed in this report have been discussed with the senior officials of the Ministry of Finance. We place on record our appreciation to the staff members of the Ministry and all those who have extended their cooperation to this audit.

We have included financial highlights of financial year 2021 as part of this audit report.

Report on the Financial Statements

Responsibility of the Minister

It is the responsibility of the Minister under section 38(c) of the PFA to submit to the Auditor General the CFS within 14 days of receipt of the same from the Financial Controller. And under section 38(a) of the PFA, the Financial Controller is required to prepare and submit CFS to the Minister within three months after the end of a financial year.

The CFS for the financial year ended 31 December 2021 shall be prepared based on the framework established pursuant to public finance legislation. Ministry of Finance, via PFR 15.03 has adopted International Public Sector Accounting Standard: Financial Reporting under the Cash-Basis of Accounting (IPSAS). Financial statements prepared and presented under this standard are required to include a statement of receipts and payments, a statement of comparison of budget and actual amounts (if the approved budget is made available publicly) and accounting policies and explanatory notes. Thus, CFS have to be prepared and presented in accordance with the said standard.

In addition to the financial statements required under IPSAS Cash Basis of Accounting, pursuant to section 38(b) of PFA, the Minister is also required to prepare and present a statement of estimates of revenues and expenditures for each Public Funds that are in the budget passed by the People's Majlis for that year; a statement of actual revenues and expenditures of each of the Public Funds; and a statement each for assets, liabilities and contingent liabilities of the State as at the end of the financial year.

Under section 42(b) and (c) of the PFA, the Minister is responsible for controlling and managing the Public Bank Account, the Public Funds and the financial affairs of the State. And under section 42 (c) of the PFA, the Minister is also responsible for ensuring that full and accurate accounting of the Public Bank Account, the Public Funds and the financial affairs of the State are duly submitted to the Auditor General and the People's Majlis.

Responsibility of the Auditor General

Our responsibility, under section 39 of the PFA, is to express an opinion on the CFS based on our audit and submit the audit report to the Minister. We conducted our audit as per the International Standards On Auditing (ISAs). Those standards require that we comply with ethical requirements and plan and perform the audit to obtain reasonable assurance whether the financial statements are free from material misstatement, whether due to fraud or error.



An audit involves performing procedures to obtain audit evidence about the amounts and disclosures in the financial statements. The procedures selected depend on the auditor's judgment, including the assessment of the risks of material misstatement of the financial statements, whether due to fraud or error. In making those risk assessments, the auditor considers internal control relevant to the entity's preparation and presentation of the financial statements. An audit also includes evaluating the appropriateness of accounting policies used and the reasonableness of accounting estimates made by management, as well as evaluating the overall presentation of the financial statements.

An audit involves examining, on a test basis, evidence supporting the amounts and disclosures in the financial statements. It cannot be relied upon therefore to identify all errors and weaknesses that may exist.

Qualified Opinion on the Financial Statements

In our opinion, except for the possible effects of the matter described in the Basis for Qualified Opinion paragraphs below, the accompanying CFS of the Government of Maldives present fairly, in all material respects, cash receipts, cash payments, approved budget and spending out of it for the year ended 31 December 2021, in accordance with International Public Sector Accounting Standard (IPSAS): Financial Reporting under the Cash-Basis of Accounting.

We believe that the audit evidence we have obtained is sufficient and appropriate to provide a basis for our qualified opinion.

Basis for Qualified Opinion

1. Beginning and Closing Cash Balances not presented in the Financial Statements

Clause 1.3.12, (c) of IPSAS Cash Basis requires presenting beginning and closing cash balances for the reporting period in the Statement of Receipts and Payments. However, the Ministry has not presented these balances in the CFS. Therefore, we are unable to determine whether any adjustments are required to the financial statements as result of those balances.



Report on Compliance with Public Finance Legislation

Responsibility of the Minister

In addition to the aforesaid responsibility to prepare and present CFS, it is also the responsibility of the Minister to spend funds out of budget approved by the parliament for the purposes intended in the budget, and within the limits set therein; and to comply with the PFA and the PFR in conducting the financial operations of the Government.

Responsibility of the Auditor General

In addition to the responsibility to express an opinion on the CFS, it is also our responsibility to express an opinion on whether the Government has spent funds, in all material respects, out of the annual budget approved by the People's Majlis for the achievement of its objectives, for the purposes intended in the budget, and within the limits set therein; and has complied with the PFA and the PFR in conducting its financial operations.

We believe that the audit evidence we have obtained is sufficient and appropriate to provide a basis for our qualified opinion.

Qualified Opinion on Compliance with Public Finance Legislation

In our opinion, in all material respects:

- a) The Government of Maldives has spent out of the annual budget approved for the year 2021 by the Parliament; to achieve the objectives, purposes and limits set therein, in accordance with the public finance legislations; and
- b) except the matter described under the Basis for Qualified Opinion on Compliance with Public Finance Legislation paragraph below, other financial affairs of the Government of Maldives for the year ending 31 December 2021 have been conducted in accordance with the PFA and PFR.

Basis for Qualified Opinion on Compliance with Public Finance Legislation

1. According to section 11.03 (d) of the PFR, the Ministry is required to maintain a fixed asset register containing all the assets of the State. However, the Ministry has not maintained a fixed assets register containing assets purchased before 2009. Hence, we were unable to verify the completeness and accuracy of the total fixed assets amounting to MVR 17,028,885,047 as at 31 December 2021 presented in the Statement of Assets.



Matters arising from the Audit and Recommendations for Improvements

Financial Statement Issues

1. Beginning and Closing Cash Balances not presented in the Financial Statement

Clause no. 1.3.12, (c) of IPSAS Cash Basis states that the Statement of Cash Receipts and Payments shall present the beginning and closing cash balances of the entity for the reporting period. However, opening and closing cash balances have not been presented on the Statement of Receipts and Payments. Therefore, we were unable to verify if any adjustments and its resulting impact to the CFS from opening and closing cash balances (if any).

According to the Ministry, the SAP System is configured and designed in such a way that only transactions carried out of the Public Bank Account are being recorded in the SAP/ General Ledger (GL), and that of other bank accounts are not included in SAP system. Hence, the current banking architecture in SAP system is not sufficient to present the movements of opening and closing cash balances, as required under Cash Basis IPSAS.

Furthermore, the Ministry also highlighted that they are in discussion with “SAP Team” to identify ways to change the format as not all the accounts are managed through SAP.

Recommendation

We recommend the Ministry to present opening and closing cash balances in the financial statement, pursuant to section 1.3.12 of Cash Basis IPSAS.

Compliance Issues

1. Fixed Assets not managed as per PFR

Section 11.03 (d) of the PFR requires the Ministry to maintain a fixed asset register containing all the assets of the State. The year-end manual published with the finance circular 13-D3/CIR/2017/30, requires entities to submit the information required for the preparation of the financial statements to the Ministry. This information includes details of fixed assets held by the entities.

However, we noted that the Ministry has not included assets purchased prior to 2009 in the fixed assets register, nor they were included in fixed assets balance of MVR 17,028,885,047 as at 31 December 2021 in the Statement of Assets. Therefore, we were unable to verify the completeness of the fixed assets balance as at 31 December 2021.

At the date of this report, the Ministry has been working on data collection and reconciliation of these assets register through ‘Neelan Portal’ – a software maintained for disposal of assets. Ministry is also working on preparing valuation guidelines for some of the classes of assets: land, building, infrastructure etc., which need to be valued.



Recommendation

We recommend the Ministry to maintain a complete fixed asset register, pursuant to section 11.03(d) of the PFR.

Other Matters

1. Discrepancy in Accounting for Dividends Receivable

Statement of Assets as at 31st December 2021 show a dividends receivable of MVR 2,438,514,757, representing dividends receivable from seven State Owned Enterprises (SOEs). However, the third-party confirmations we have received from SOEs for the Dividends Receivable figures do not agree with that of the CFS 2021. Ministry of Finance informed us that the discrepancy between the third party confirmations and the CFS 2021 for the Dividends receivables figure is because the SOEs unilaterally set-off what is receivable from the State against the Dividends receivable figures, without the approval from the Ministry. However, we note that there were instances where the Ministry approved some set-offs, but failed to make necessary adjustments in the SAP system and CFS for unavailability of State budget for the same.

Owing to the above discussed, we are unable to verify completeness, accuracy and valuation of Dividends Receivable amount of MVR 2,438,514,757 as at 31 December 2021 presented in the Statement of Assets.

Recommendation

We recommend that the Ministry carries out a proper reconciliation of relevant records to ensure that dividends to be receivable and received from SOEs are accounted for properly and the year end balance as at 31 December is fairly stated in the CFS.

In addition, we recommend that the Ministry approves the set-off requests after confirming the payables to the respective SOEs and budget availability.

2. Receivables from MMA not included in CFS

According to *IPSAS 41: Financial Instruments*, receivables figure has to be classified as a financial asset in the Statement of Assets since it represents a legal right to receive cash at a future date. Financial assets will be presented as current assets, except for the portion falling due beyond 12 months from the end of the reporting period, which is classified as non-current assets.

Maldives Monetary Authority's (MMA) account balance statement provided to the Auditor General's Office shows that there was MVR 661,710,973 as payables to the government as at 31st December 2021. However, Statement of Assets as at 31st December 2021 does not include the said receivable.



Recommendation

We recommend that the Ministry record the receivables according to IPSAS 41: Financial Instruments.

3. Lack of a Policy for Capital Contribution to the SOEs

It has been noted that currently the Ministry has formulated a draft written policy for capital contributions to SOEs, which is yet to be approved. Lack of an approved policy results in arbitrary amounts of Capital Contributions to different SOEs, which might not be seen objective, just and fair.

Recommendations

We recommend that the Ministry have an approved policy for making capital contribution to the SOEs to ensure objectivity, justice and fairness in such contributions.

4. Issues Identified in relation to Sovereign Development (SDF)

a) Profit from investments included in SDF investment (non-current asset)

Included in the Sovereign Development Fund (SDF) investments (non-current assets) of MVR 2,037,485,928 as at 31 December 2021 is surplus on such investments. Owing to the way the surplus (profit) on investments were accounted for in books of account (investment and surplus were shown together), we were unable to determine how much was the surplus amount and resulting adjustments to the financial statements. Thus, we were unable to gain assurance whether sovereign development fund balance of MVR 2,037,485,928 as at 31 December 2021 was fairly stated in the Statement of Assets.

b) Lack of a Regulatory Framework for Management of SDF

With reference to the “Paper on Establishing a Sovereign Development Fund (SDF) or Debt Service Fund in Maldives” submitted by the Finance Ministry to the Cabinet on 25th August 2016, the decision made by the Economic and Youth Council (Letter No: 1-ED/13/2016/375) is, that the Ministry shall prepare the necessary legal and regulatory framework to establish the SDF, including detailed guidelines and all the set-up requirements and governance aspects that would enable the establishment and operation of such a fund in a credible manner.


However, we note that no such legal framework and detailed guidelines have been developed for the governance and operation of SDF fund by the Ministry.



Recommendations

We recommend, pursuant to the decision of the Economic and Youth Council, that the Ministry develops a legal framework including detailed guidelines for the governance and operations of the SDF.

01st December 2022


Hussain Niyazy
Auditor General



FINANCIAL HIGHLIGHTS

The consolidated results of the Government of Maldives (GoM)'s operations for the fiscal year ended 31st December 2021 and the consolidated financial position as at 31st December 2021 can be summarized as shown below.

| Details | Actual 2020 | Budget 2021 | Actual 2021 |
|---------------------------|-------------------------|-------------------------|-------------------------|
| Total Revenues and Grants | 15,221,889,784 | 21,128,527,243 | 21,949,121,667 |
| Total Expenses | 30,321,651,027 | 33,431,529,468 | 32,616,127,310 |
| Surpluses/Deficit | (15,099,761,243) | (12,303,002,225) | (10,667,005,643) |

Table 1: Budget and Actual Revenue, Grants & expenses - Statement of Budget & Actuals 2020-2021

| Details | Actual 2020 | Actual 2021 |
|-----------------|-------------------------|-------------------------|
| Current Assets | 39,917,857,675 | 30,818,031,162 |
| Liabilities | 71,800,277,768 | 86,464,175,659 |
| Net debt | (31,882,420,092) | (55,646,144,497) |

Table 2: Net debt - Statement of Assets and Liabilities 2020-2021

Consolidated Financial Statements 2021 report an operating deficit of MVR 10.6 billion, which is MVR 1.6 billion less than the amount budgeted for the year. The 2021 annual operating deficit is MVR 4.4 billion lower than the previous year. The change in the deficit is based on changes in revenue and expenses, which is explained below.

- The total revenue and grants in 2021 is MVR 21.9 billion which is MVR 820 million more than the budgeted amount. The actual revenue and grants in 2021 is also MVR 6.7 billion more than the 2020 actual revenue. The increase in this figure is mainly due to increase in revenue from economic activity after the ease of Covid-19 restrictions compared to the previous year.
- The total consolidated expenses for the year 2021 are MVR 32.6 billion, a decrease of MVR 815 million than budgeted. The total expenses for the year ended 2021 is, however, higher than previous year by MVR 2.2 billion. This upsurge in actual expenses is primarily due to increase in expenses of government departments and outflows as loan payments and transfers compared to 2020.
- The Government is also in a net debt position of MVR 55.6 billion in 2021 which is MVR 23.8 billion more than the net debt incurred in 2020. During the year, the Government issued MVR 9.6 billion in Fixed Coupon Bonds, made MVR 31.1 billion in Foreign Long-Term Borrowings and MVR 30.4 billion in Short Term Borrowings (domestic/foreign) which increased net debt compared to previous year.



Budget & Actuals

Overview of 2021 Budget and Actual Revenue & Grants

The total forecasted revenue and grants by the Government for the financial year 2021 was MVR 21.1 billion, which comprise of MVR 18.9 billion revenue and MVR 2.2 billion grants.

Actual revenue and grants for the financial year ended 2021 was MVR 21.9 billion, which is MVR 820 million more than the forecast. Compared to the past three years, 2021 is the only year the Government was able to generate more revenue than forecasted. The table below shows the budgeted and actual revenue and grants for the past three years.

| Year | Approved Budgetted Revenue | Actual Revenue 2021 | Variance (MVR) |
|------|----------------------------|---------------------|------------------|
| 2021 | 21,128,527,243 | 21,949,121,667 | 820,594,424 |
| 2020 | 29,921,571,629 | 15,221,889,784 | (14,699,681,845) |
| 2019 | 24,056,604,018 | 23,231,735,608 | (824,868,410) |

Table 3: Budget and Actual Revenue & Grants (2019-2021) - Statement of Budget & Actuals

MVR 21.9 billion presented as actual revenue and grants in the CFS of 2021 consists of revenue generated through operations of government departments, trust funds, foreign grants & donations (in cash) and foreign project grants. when we analyse the sources of revenue collected during the financial year 2021, as depicted in the pie chart below, tax revenue contributes to 67%, non-tax 28% and grants and donations 5% to the revenue stream.

Actual Revenue & Grants 2021

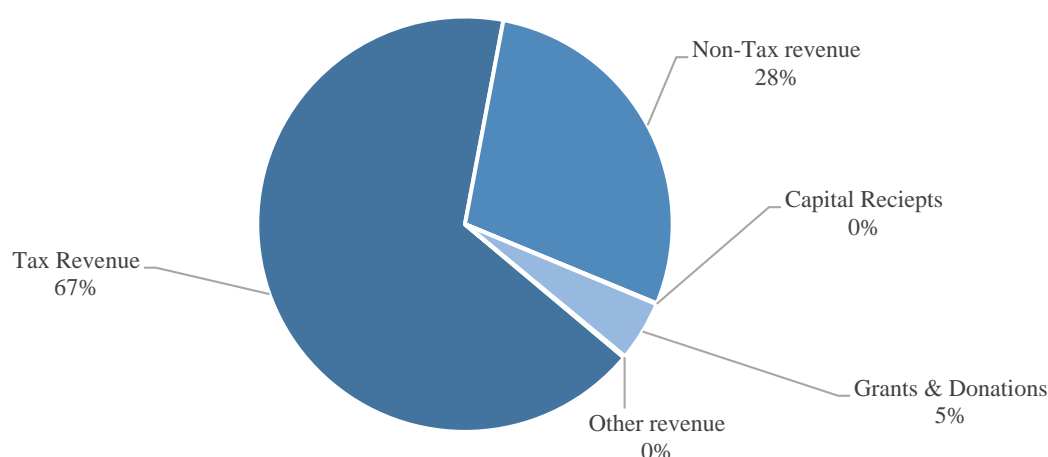


Figure 1: Actual Revenue and Grants 2021 - Statement of Budget & Actual



Overview of 2021 Budget and Actual Expenditure

MVR 33.4 billion was the approved budget for the financial year 2021. Of this budget, MVR 31.7 billion was allocated for expenditures of government departments.

The actual Government expenditure for the financial year ended 31 December 2021 was MVR 32.6 billion. Hence, actual expenditures did not exceed the overall budget for the financial year. This favourable performance has been continued since last two years. A comparison of the approved budget and actuals for expenditures are given below.

| Year | Approved Budget Expenditure | Actual Expenditure | Variance |
|------|-----------------------------|--------------------|-----------------|
| 2021 | 33,431,529,468 | 32,616,127,310 | (815,402,159) |
| 2020 | 35,966,371,019 | 30,321,651,027 | (5,644,719,992) |
| 2019 | 29,045,468,977 | 28,944,285,396 | (101,183,581) |

Table 4: Budget & Actual Expenditure for the Government (2019-2021) - Statement of Budget & Actuals

The actual expenses included in the CFS of 2021 can be classified into recurrent and capital expenditures, loan repayments and contribution to political parties and international financial institutions. The pie chart below shows us that 73% of actual expenditures for the financial year 2021 accounts for recurrent expenditures; 25% accounts for capital expenditures; and loan repayments and contribution to political parties and international institutions account for 1% each. Moreover, public servants' salaries and wages accounts for major part of the recurrent expenditure, which was 43% of the recurrent expenditure.

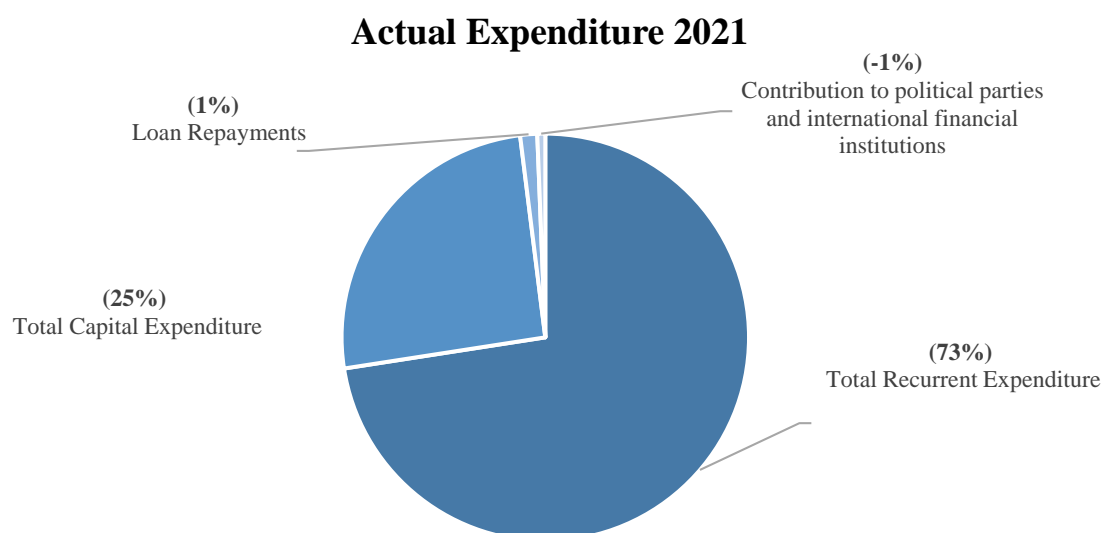


Figure 2: Actual Government Expenditure 2021 - Statement of Budget & Actuals



Budget Financing

Actual financing for the year 2021 was MVR 13.2 billion, which was MVR 922 million more than budgeted. However, actual financing of MVR 13.2 billion for the financial year 2021 was lesser than that of the previous year (2020: MVR15 Billion). It was because there were lower inflows from Treasury Bills, Bonds and other financial instruments in the financial year 2021 compared to that of the previous year. The table below shows Government Budget Financing for the financial years 2020 and 2021.

| Financing | Actual 2020 | Budgeted 2021 | Actual 2021 |
|--|-----------------------|-----------------------|-----------------------|
| Foreign Loans - Projects | 3,129,615,738 | 4,608,468,887 | 1,317,739,806 |
| Foreign Loan - Long Term | - | 1,542,000,000 | - |
| Sukuk / Bond | 127,755,340 | 3,855,000,000 | 58,205,054 |
| Foreign Loans - Other | - | - | 7,653,998,150 |
| Treasury Bills, Bonds, and other Instruments | 9,107,122,320 | 6,550,581,446 | 6,032,343,371 |
| Re-imbursement of subsidiary loans | 185,148,724 | 12,272,195 | 11,455,118 |
| Public Bank Account Overdraft | - | - | 3,689,886,157 |
| Public Funds | 4,771,844,350 | - | - |
| Lending Repayments - Domestic | 6,483,129 | - | 1,160,510 |
| (-) Loan Repayment - Foreign Loans | (753,310,966) | (3,229,619,920) | (3,847,803,499) |
| (-) Contribution to International Financial Institutions | (364,066,269) | (21,268,131) | (237,907,048) |
| (-) Loan Repayment - Domestic Loans | (439,818,439) | (485,270,000) | (199,982,303) |
| (-) Transfer to Sovereign Development Fund | (671,012,684) | (529,162,252) | (1,253,779,503) |
| Total Financing | 15,099,761,244 | 12,303,002,225 | 13,225,315,813 |

Table 5: Government Budget Financing (2020 & 2021) – Statement of Budget & Actuals

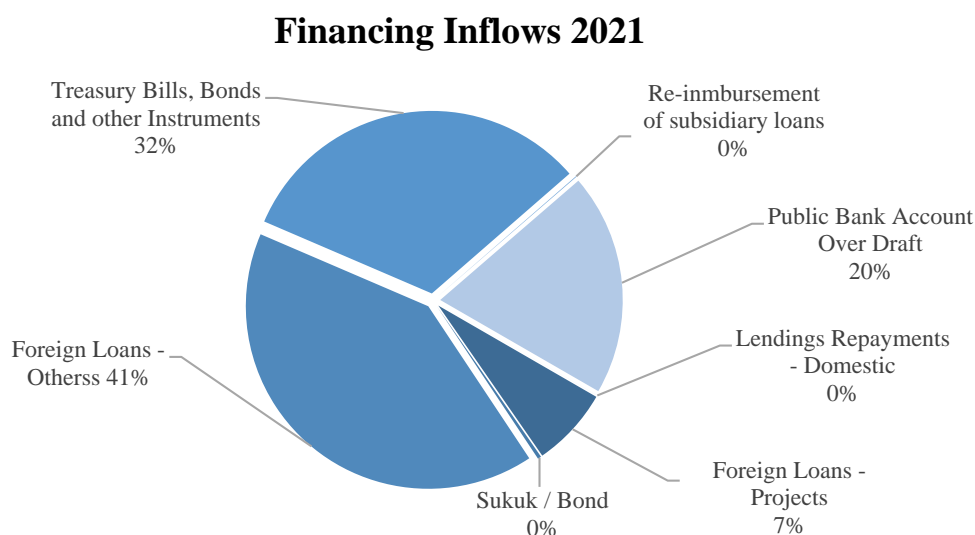


Figure 3: Government Actual Financing (Inflows) – Statement of Budget & Actuals When we analyse the financing inflows further, we could see 41% comes from foreign loans; 32% from Treasury Bills, Bonds and other financial instruments; 20% from overdraft granted on public bank; and 7% from foreign loan projects. However, there are few other sources contributing marginally.



Receipts and Payments

Receipts

The Total Receipts for 2020 was at all times low due to the Covid-19 pandemic. The World Bank published a journal in April 2021 stating that government revenue for Maldives plummeted with the drop in global tourism resulting from the Covid-19 pandemic.

However, in 2021, the Total Receipts shows the government revenues seem to be recovering. Statement of Receipts and Payments for the year ended 2021 recorded a Total Receipts of MVR 39.3 billion which is the highest recorded in the past five years.

Compared to 2020, Total Receipts in 2021 was higher by MVR 10.9 billion mainly due to increase in revenue and grants by MVR 6.5 billion. This change can be attributed to increasing Tax revenue by MVR 3.7 billion and Non-Tax Revenue by MVR 2.6 billion compared to the previous year. Similarly, inflows from Total Borrowings increased by MVR 2.6 billion whereas Other Inflows grew by MVR 1.6 billion in 2021 compared to the previous year.

Payments

Total Government expenditure for the year 2020 was minimised and re-prioritised at state level to finance social and health protection due to the Covid-19. This resulted in the total expenditure being lower in 2020 compared to 2019.

However, Statement of Receipts and Payments for the year ended 2021 recorded a total payment of MVR 39.3 billion which is MVR 6.8 billion higher than the total payments of 2020. This increase in total payments can be attributed to increase in recurrent expenditures by MVR 3.3 billion and Borrowing Repayments (Foreign/Domestic) by MVR 2.8 billion in 2021 compared to 2020.

2017 to 2021 Receipts and Payments

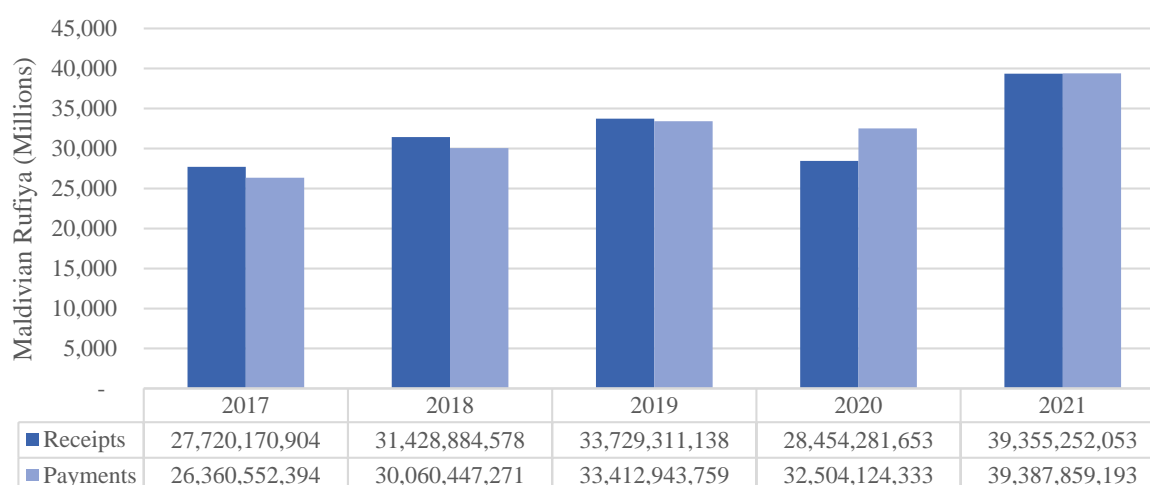


Figure 4: Government Receipts and Payments (2017-2021) – Statement of Receipt & Payments



Assets

Total assets reported for the year ended 2021 is MVR 61.5 billion. Approximately 28% of the total assets consists of Property, Plant and Equipment which have a value of MVR 17 billion as at 31st December 2021. Contribution to SOEs forms 18% of the total assets where as SDF Investment and Other Investments contribute only 3% and 1% respectively.

Remaining 50% of the total assets represented by cash and cash equivalent, tax receivables, non-tax receivables, subsidiary loan receivables and dividend receivable is either near cash or can be convertible cash within a short period, and they over contribute to the Government's ability to pay off its liabilities.

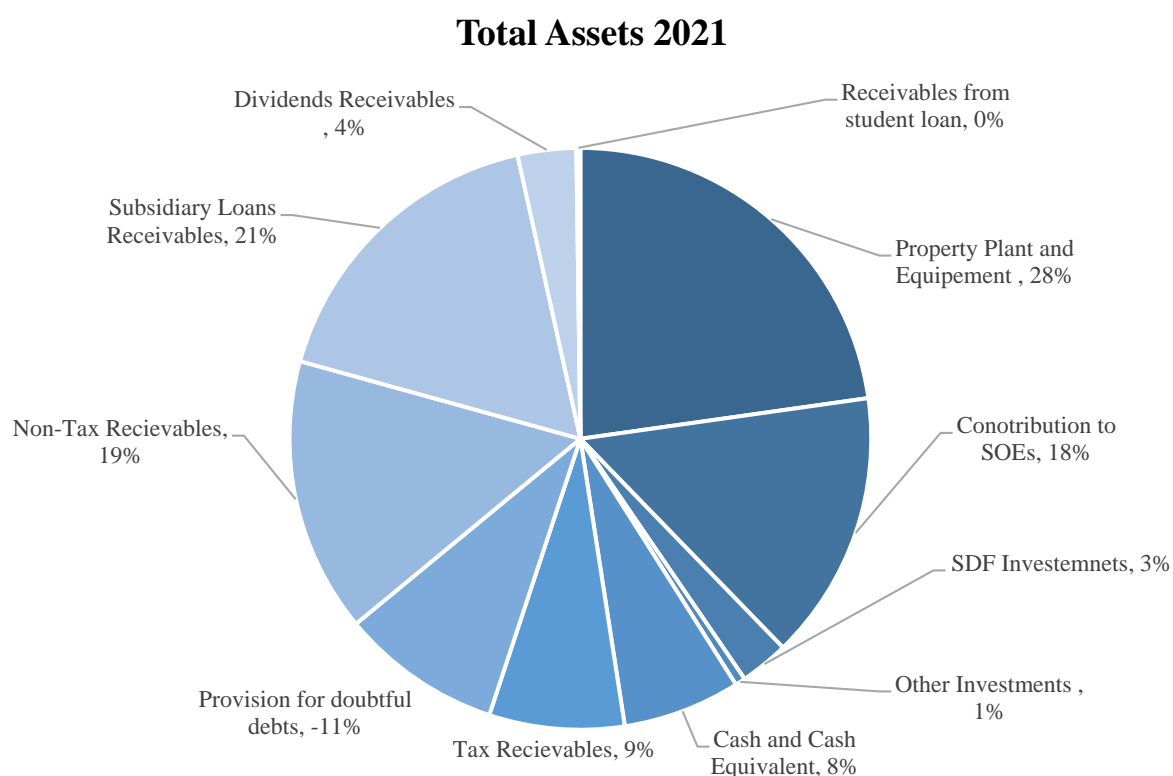


Figure 5: Composition of the Government's Total Assets – Statement of Assets 2021



Investments

The government of Maldives reports two main investments in their Statement of Assets. These are investments in State Owned Enterprises (SOEs) and Sovereign Development Fund (SDF).

Currently, there are 32 SOEs in the Maldives. Government is the majority stakeholder in most of the SOEs, and 22 out of the 32 SOEs are 100% owned by the State. The highest record of investment in SOEs in the past 5 years was made in 2021 when the government invested MVR 11.2 billion.

Government injections to SOEs are increasing recently to ensure that public services are being provided to the people as well as to alleviate cash flow difficulties faced by the SOEs during the economic hardship caused by Covid-19.

Investment in SDF, which was established in 2017, was reported as MVR 2.0 billion in 2021, that is MVR 189 million less than the amount reported in 2020. Investment in SDF assists the government in paying back the loans and bonds obtained for development the country, as well as to make the fiscal reserve of the government stronger.

From the figure below, it is evident that, over the past five years, government is gradually increasing their contribution to the SDF fund. This would assist the State in achieving the main objective of acting as debt-sinking fund.

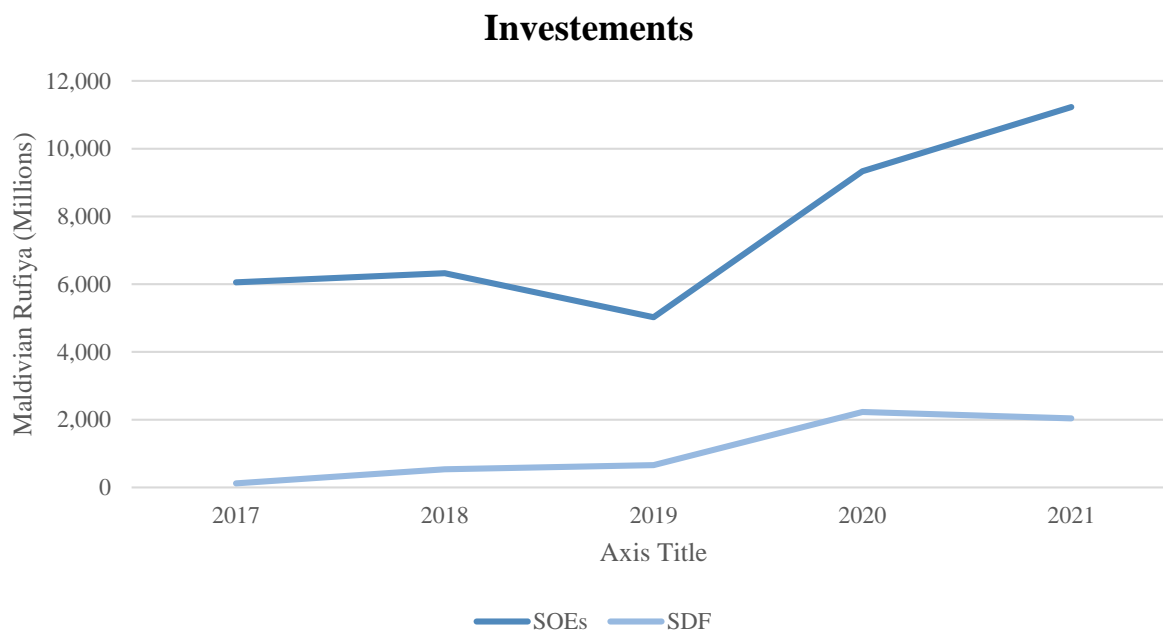


Figure 9: Investment in SOEs and SDF (2017-2021) - Statement of Assets



Cash and Cash Equivalent

Cash and Cash Equivalents is a categorization on the Consolidated Financial Statements consisting of cash and current assets with high liquidity. The Government's cash position increased by MVR 294 million; from MVR 4.6 billion in 2020 to MVR 4.9 billion in 2021. CFS 2021 also recorded the highest Cash and Cash Equivalent balance for the government over the past five years.

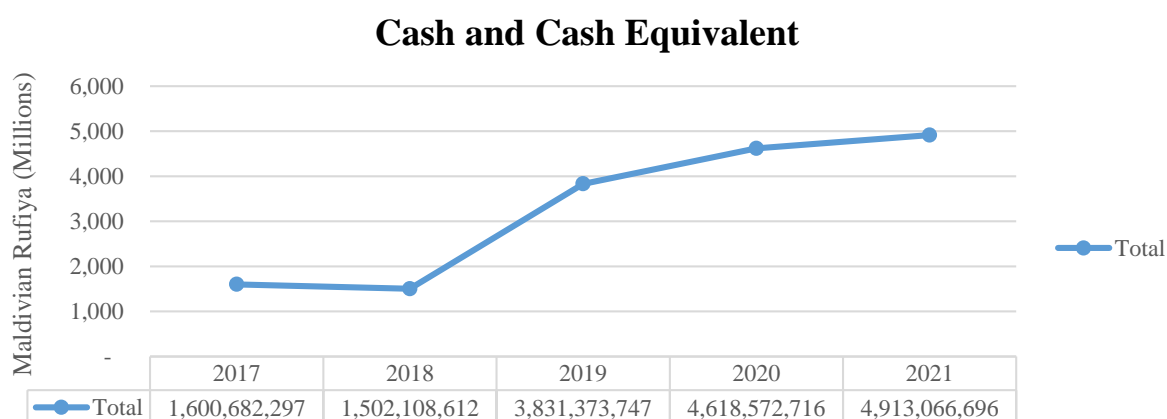


Figure 7: Cash and Cash Equivalent balances (2017-2021) – Statement of Assets

The cash and cash equivalent figure reported in 2021 is higher compared to 2020 due to 9.5% increase in Government Account balances at Maldives Monetary Authority (MMA) and 5.18% increase in Government Account balances at Bank of Maldives.

Over the past 5 years, it was Government Account balances at MMA that had the most significant change (an increase) in Cash and Cash Equivalents compared to other components of the Balance. It had an increase of 162% in 2020 compared to a year before, with a further 9.5% increase in 2021. On the other hand, in the years 2020 and 2021 Public Account had been overdrawn.

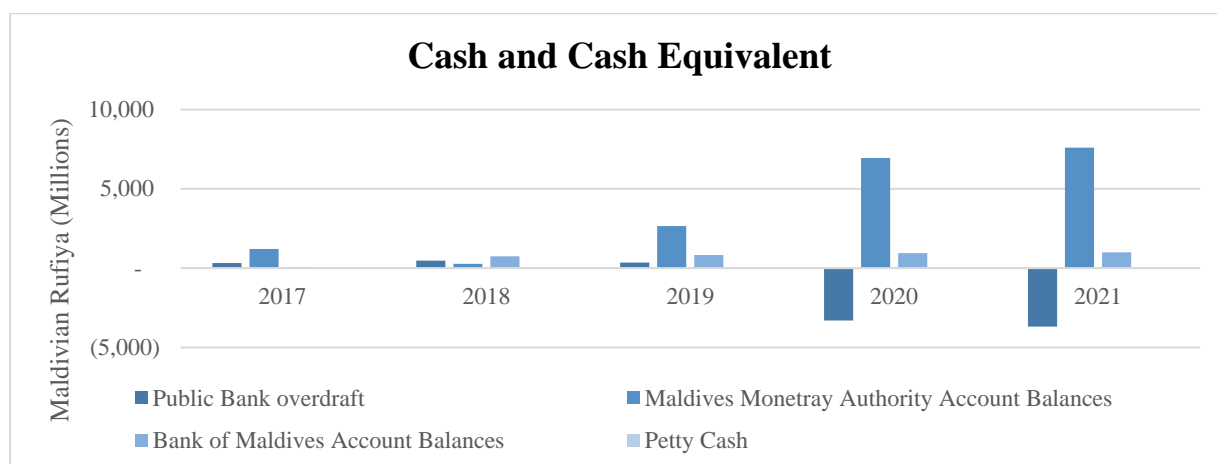


Figure 8: Components of Cash and Cash Equivalent (2017-2021) - Statement of Assets



Liabilities

Liabilities represent the obligations the Government of Maldives have towards others. Total liabilities for the year ended 2021 was MVR 86.4 billion, out of which 36% (MVR 31.10 billion) is attributed to Long Term Borrowings (Foreign) which increased by MVR 6.2 billion in 2021 compared to 2020. Similarly, Short Term Loans (Domestic/Foreign) also increased by MVR 6.3 billion in 2021 compared to a year before. This sharp increase in borrowings occurred as government took out more loans and guarantees to manage revenue shortfalls that occurred due to the COVID-19 pandemic.

In order to pay off these liabilities of MVR 86.4 billion, the Government of Maldives have MVR 30.8 billion in current assets. This gap between the Government's assets and its liabilities, also referred to as net debt, shows that a certain percentage of the government's future revenues will be required to meet the obligations.

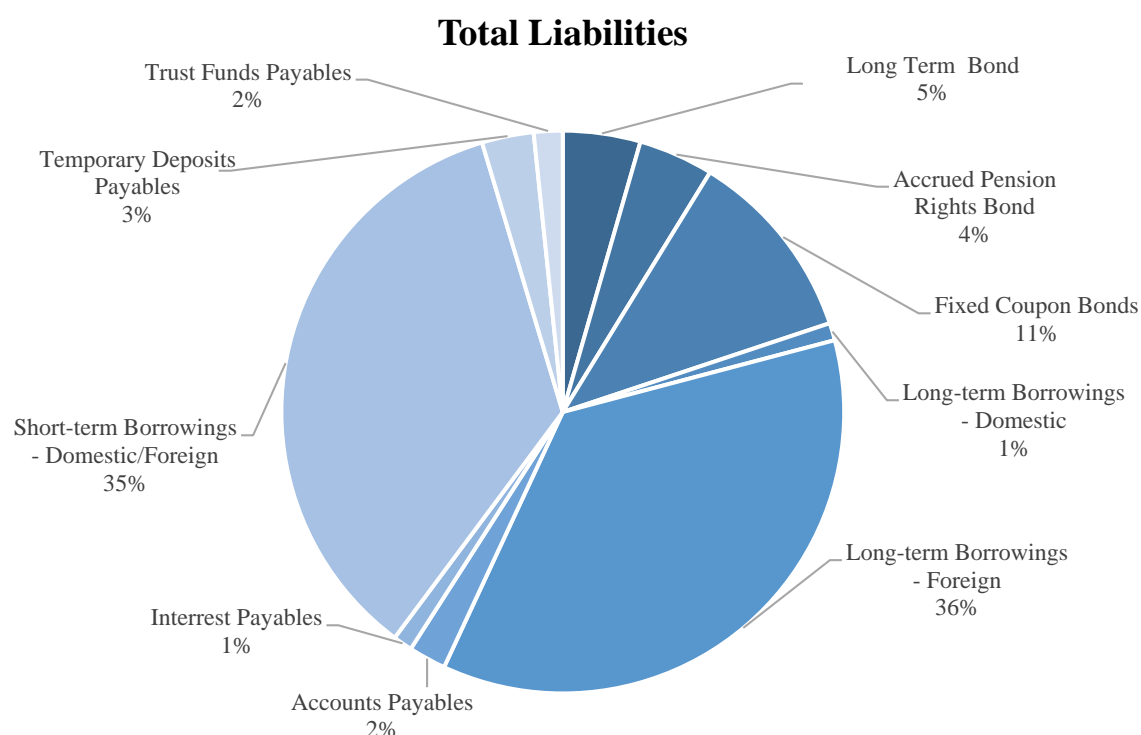


Figure 6: Composition of the Government's Total Liabilities – Statement of Liabilities 2021



PSIP projects

The Public Sector Investment Projects (PSIPs) assist the Government of Maldives to achieve their economic development objectives. PSIP projects of the country is mostly targeted at delivering infrastructure development pledges made to the people of the country which range from establishing efficient water and sanitation systems to developing harbours, road, and ferry networks across the country.

In 2020, Actual PSIP spending was MVR 2.9 billion less than the budgeted amount due expenditure reduction measures adopted by the Government due to the Covid-19 restrictions. As these restrictions were eased, at the latter half of 2020, PSIP expenditures started to increase and works on large government projects commenced.

Compared to previous years, PSIP spending seems to have increased in 2021 since actual expenditure on PSIP reported in 2021 is MVR 3.17 billion which is only MVR 216 million less than the budgeted amount. The government has also proposed an estimate of MVR 6.2 billion for the PSIP projects in 2022.

The figure below shows that PSIP expenditures remain within the budgeted amount over the past four years. However, it should be noted that while government allocates large amount of resources towards PSIP projects, most of these resources are not utilised to maximum capacity. This indicates that there is room for improving technical efficiency of PSIP spending to avoid under-execution of PSIP projects.

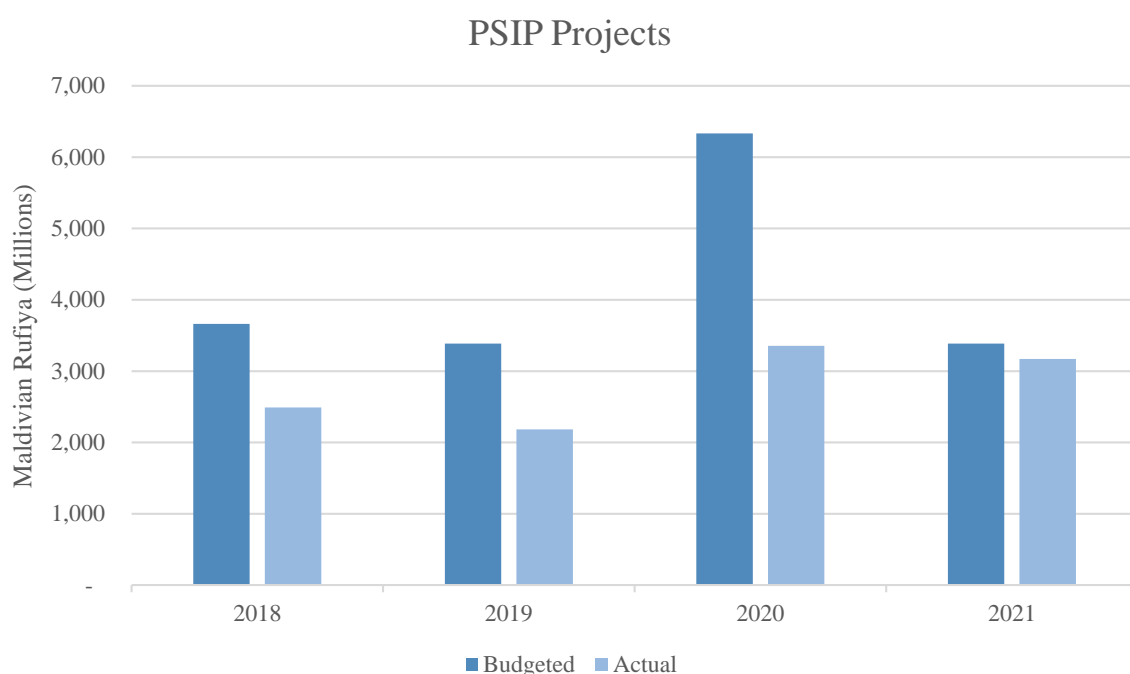


Figure 10: PSIP Projects Approved and Actual (2018-2021)





GOVERNMENT OF MALDIVES

CONSOLIDATED FINANCIAL

STATEMENTS

2021



Government of Maldives
Consolidated Financial Statements

Statement of Receipts & Payments
For the year ended 31st December 2021

| Description | Note | Government Actuals 2021 | Third Party Actuals 2021 | Total Actuals 2021 | Government Actuals 2020 | Third Party Actuals 2020 | Total Actuals 2020 |
|------------------------------------|------|----------------------------|-----------------------------|-----------------------|----------------------------|-----------------------------|--------------------|
| TOTAL RECEIPTS | | 38,428,688,284 | 926,563,769 | 39,355,252,053 | 27,365,808,130 | 1,088,473,523 | 28,454,281,653 |
| TOTAL REVENUES & GRANTS | | 21,769,537,669 | | 21,769,537,669 | 15,260,446,747 | | 15,260,446,747 |
| TOTAL REVENUES | | 20,737,843,722 | | 20,737,843,722 | 14,302,598,434 | | 14,302,598,434 |
| Tax Revenues | 11 | 14,588,875,237 | | 14,588,875,237 | 10,849,776,533 | | 10,849,776,533 |
| Non-Tax Revenues | 12 | 6,122,904,989 | | 6,122,904,989 | 3,434,468,669 | | 3,434,468,669 |
| Capital Receipts | 13 | 14,837,489 | | 14,837,489 | 11,638,133 | | 11,638,133 |
| Other Revenues | 14 | 11,226,007 | | 11,226,007 | 6,715,099 | | 6,715,099 |
| External Assistance -Cash Grants | 15 | 1,031,693,947 | | 1,031,693,947 | 957,848,313 | | 957,848,313 |
| TOTAL BORROWING INFLOWS | | 14,135,722,613 | 926,563,769 | 15,062,286,382 | 11,276,019,874 | 1,088,473,523 | 12,364,493,397 |
| External Assistance - Borrowings | 16 | 8,103,379,242 | 926,563,769 | 9,029,943,010 | 2,168,897,554 | 1,088,473,523 | 3,257,371,077 |
| Domestic Borrowing | 17 | 6,032,343,371 | | 6,032,343,371 | 9,107,122,320 | | 9,107,122,320 |
| Other Inflows | | 2,523,428,002 | | 2,523,428,002 | 829,341,509 | | 829,341,509 |
| Lending Repayments - Domestic | 18 | 1,160,510 | | 1,160,510 | 6,483,129 | | 6,483,129 |
| Refundable Deposits | 19 | 2,522,267,492 | | 2,522,267,492 | 822,858,380 | | 822,858,380 |
| TOTAL PAYMENTS | | 38,461,295,424 | 926,563,769 | 39,387,859,193 | 31,415,650,810 | 1,088,473,523 | 32,504,124,333 |
| TOTAL RECURRENT EXPENDITURE | | 22,509,612,322 | 8,095,746 | 22,517,708,068 | 19,063,880,758 | 145,412,677 | 19,209,293,434 |
| Salaries and Wages | 20 | 10,331,276,284 | | 10,331,276,284 | 9,767,440,635 | | 9,767,440,635 |
| Admin. & Operative Expenses | 21 | 5,470,827,318 | 8,095,746 | 5,478,923,064 | 4,008,435,027 | 145,412,677 | 4,153,847,703 |
| Interest Payments | 22 | 2,104,465,539 | | 2,104,465,539 | 1,603,859,136 | | 1,603,859,136 |
| Social Assistance | 23 | 4,373,284,551 | | 4,373,284,551 | 3,589,052,134 | | 3,589,052,134 |
| Other Expenditure | 24 | 229,758,631 | | 229,758,631 | 95,093,826 | | 95,093,826 |
| TOTAL CAPITAL EXPENDITURE | | 7,729,438,152 | 918,468,023 | 8,647,906,175 | 8,193,772,036 | 943,060,847 | 9,136,832,883 |
| Fixed Assets | 25 | 587,690,619 | | 587,690,619 | 344,612,410 | | 344,612,410 |
| Work In Progress | 26 | 4,507,145,910 | 918,468,023 | 5,425,613,933 | 3,873,349,144 | 943,060,847 | 4,816,409,990 |
| Other Capital Expenditure | 27 | 2,634,601,623 | | 2,634,601,623 | 3,975,810,482 | | 3,975,810,482 |
| TOTAL BORROWING OUTFLOWS | | 4,047,785,802 | | 4,047,785,802 | 1,193,129,405 | | 1,193,129,405 |
| Repayment of Foreign Loans | 28 | 3,847,803,499 | | 3,847,803,499 | 753,310,966 | | 753,310,966 |
| Repayment of Domestic Debt | 29 | 199,982,303 | | 199,982,303 | 439,818,439 | | 439,818,439 |
| Other Outflows | | 2,786,172,615 | | 2,786,172,615 | 1,994,511,342 | | 1,994,511,342 |
| Lending's - Domestic | 30 | 207,802,000 | | 207,802,000 | 1,010,000,000 | | 1,010,000,000 |
| Refundable Deposits | | 2,578,370,615 | | 2,578,370,615 | 984,511,342 | | 984,511,342 |
| Refundable Deposits | 31 | 2,554,547,030 | | 2,554,547,030 | 964,869,558 | | 964,869,558 |
| Special Services | 32 | 23,823,585 | | 23,823,585 | 19,641,783 | | 19,641,783 |
| GRANTS TO LOCAL COUNCILS | 33 | 1,388,286,532 | | 1,388,286,532 | 970,357,269 | | 970,357,269 |

The Consolidated Financial Statements of the Government of the Maldives have been approved on 29th November 2022 by:



Ibrahim Ameer
Minister of Finance



Government of Maldives
Consolidated Financial Statements

Statement of Comparison of Budget & Actuals
For the year ended 31st December 2021

| Description | Note | Approved Budget 2021 | Revised 2021 | Actuals 2021 | Variance [Approved vs Actuals] |
|--|------|----------------------|------------------|------------------|--------------------------------|
| TOTAL REVENUE & GRANTS | | 21,128,527,243 | 3,115,163 | 21,949,121,667 | (820,594,424) |
| TOTAL REVENUE | | 18,901,987,491 | 3,115,163 | 20,989,781,646 | (2,087,794,155) |
| Revenue - Government Departments | 34 | 18,178,096,924 | 3,115,163 | 19,957,245,695 | (1,779,148,771) |
| Revenue - Trust Funds | 35 | 736,162,762 | | 1,043,991,069 | (307,828,307) |
| (-) Subsidiary Loan Repayments | | (12,272,195) | | (11,455,118) | (817,077) |
| TOTAL GRANTS | | 2,226,539,752 | | 959,340,021 | 1,267,199,731 |
| Foreign Grants & Donations (in Cash) | 36 | 1,557,050,000 | | 128,497,621 | 1,428,552,379 |
| Foreign Project Grants | 37 | 669,489,752 | | 830,842,400 | (161,352,648) |
| TOTAL EXPENDITURE | | 33,431,529,468 | 34,968,318,805 | 32,616,127,310 | 815,402,159 |
| TOTAL BUDGET | | 37,167,687,519 | 39,267,833,316 | 36,901,820,159 | 265,867,360 |
| Budget Total - Government Departments | 38 | 31,709,113,345 | 36,152,534,411 | 33,786,521,254 | (2,077,407,909) |
| Expenditure from Trust funds | 39 | 726,828,034 | 782,917,505 | 782,917,505 | (56,089,471) |
| Expenditure from Grants & Donations (in Cash) | 40 | 24,616,052 | 128,943,654 | 128,943,654 | (104,327,602) |
| Grants to Capital Projects - Foreign Sources | 41 | 634,798,840 | 814,560,800 | 814,560,800 | (179,761,960) |
| Loans to Capital Projects - Foreign Sources | 42 | 4,042,901,796 | 1,359,572,494 | 1,359,572,494 | 2,683,329,302 |
| Contribution to Political parties | | 29,429,452 | 29,304,452 | 29,304,452 | 125,000 |
| LOAN REPAYMENTS AND TRANSFERS | | (3,736,158,051) | (4,299,514,511) | (4,285,692,850) | 549,534,799 |
| (-) Loan Repayment - Domestic Loans | 43 | (485,270,000) | (199,982,303) | (199,982,303) | (285,287,697) |
| (-) Loan Repayment - Foreign Loans | 44 | (3,229,619,920) | (3,861,619,738) | (3,847,803,499) | 618,183,579 |
| (-) Contribution to International Financial Institutions | | (21,268,131) | (237,912,470) | (237,907,048) | 216,638,917 |
| BUDGET BALANCE | | | | | |
| Total Revenue & Grants | | 21,128,527,243 | 3,115,163 | 21,949,121,667 | (820,594,424) |
| Total Expenditure | | 33,431,529,468 | 34,968,318,805 | 32,616,127,310 | 815,402,159 |
| OVERALL BALANCE (DEFICIT) / SURPLUS | | (12,303,002,225) | (34,965,203,642) | (10,667,005,643) | (1,635,996,582) |
| PRIMARY BALANCE (DEFICIT) / SURPLUS | | (9,834,637,260) | (32,843,550,323) | (8,562,540,104) | (1,272,097,156) |
| Overall Balance (Deficit) / Surplus | | (12,303,002,225) | (34,965,203,642) | (10,667,005,643) | (1,635,996,582) |
| Interest on Loan repayment | | 2,468,364,965 | 2,121,653,319 | 2,104,465,539 | 363,899,426 |
| TOTAL FINANCING | | 12,303,002,225 | (3,045,735,008) | 13,225,315,813 | 260,013,562 |
| FOREIGN FINANCING | | 6,775,848,967 | (3,861,619,738) | 5,182,139,512 | 1,593,709,455 |
| Foreign Loans | 45 | 4,608,468,887 | | 1,317,739,806 | 3,290,729,081 |
| Budget Support | 46 | 1,542,000,000 | | | 1,542,000,000 |
| Sukuk / Bond | 47 | 3,855,000,000 | | 58,205,054 | 3,796,794,946 |
| Foreign Loans - Other | 48 | | | 7,653,998,150 | (7,653,998,150) |
| (-) Loan Repayment - Foreign Loans | 44 | (3,229,619,920) | (3,861,619,738) | (3,847,803,499) | 618,183,579 |
| DOMESTIC FINANCING | | 5,527,153,258 | 815,884,730 | 8,043,176,301 | (1,333,695,893) |
| Treasury Bills, Bonds and other Instruments | 49 | 6,550,581,446 | | 6,032,343,371 | 518,238,075 |
| Re-imbursement of subsidiary loans | | 12,272,195 | | 11,455,118 | 817,077 |
| Public Bank Account Over Draft | 58.2 | | | 3,689,886,157 | |
| Lending's Repayments - Domestic | 50 | | | 1,160,510 | (1,160,510) |
| (-) Contribution to International Financial Institutions | | (21,268,131) | (237,912,470) | (237,907,048) | 216,638,917 |
| (-) Loan Repayment - Domestic Loans | 43 | (485,270,000) | (199,982,303) | (199,982,303) | (285,287,697) |
| (-) Transfer to Sovereign Development Fund | | (529,162,252) | 1,253,779,503 | (1,253,779,503) | (1,782,941,755) |



Government of Maldives
Consolidated Financial Statements

Accounting Policies and Notes to the Financial Statements

1. General Information about the Government of Maldives

The Government of Maldives has its seat in its capital Male’.

Principal activities of the government include providing services to the general public, promoting welfare and enforcing law to establish justice. In addition to this, making the country and community a safe place, improving the economy, developing health, education and transport sector and empowering women are also some of the other main activities of the government.

The activities carried out by the Government of Maldives are governed by the relevant legislations of the Maldives.

2. Accounting Policies

The financial statements have been prepared in accordance with the Law on Public Finances. The Public Finance Regulation, determines that the State financial statements shall be prepared in compliance with the International Public Sector Accounting Standard; Financial Reporting under the Cash Basis of Accounting (“Cash-basis IPSAS”).

The financial statements are prepared, in all material respects, in line with the Cash-basis IPSAS as adopted by the Government of Maldives, except the that the opening and closing cash balances have not been included in the Statement of Receipts and Payments.

The notes to the financial statements are an integral part to understanding the statements and shall be read in conjunction with the statements.

2.1. Reporting Entity

The scope of consolidation of the consolidated financial statements of the Government of Maldives includes the State; the accountable government agencies and its controlled entities (government agencies, also known as state agencies).

Consolidation disclosures of significant controlled entities are provided in note 3.

2.2. Public Funds

The financial statements include the Public Funds in accordance with the Law on Public Finances.

- Consolidated Revenue Fund
- Loans and Capital Works Fund
- Trust Fund
- Advance Fund



Government of Maldives
Consolidated Financial Statements

2.3. Reporting Period

The period covered for the Statement of Receipts & Payments and Statement of Comparison of Budget and Actual is from 1st January 2021 to 31st December 2021. In addition to this period, it also includes all the transactions processed (posted) in the next 30 working days of the following financial year. Those transactions are posted in the SAP system as transactions of 31 December every year.

2.4. Authorization Date

State Consolidated Financial Statements for the fiscal year 2021 was authorized for issue on 28 April 2021 by Minister of Finance.

2.5. Basis of Preparation

The State Consolidated Cash Receipts and Payments Statement and the Statement of Comparison of Budget and Actual Amounts are prepared in accordance with Cash Basis IPSAS and budgetary basis, which is explained in note 2.10 below.

The information about assets and liabilities, which are reported in the notes to the financial statements, is prepared in accordance with accrual accounting policies explained in note 2.11.

2.6. Reporting Currency

The State Consolidated Financial Statements are presented in Maldivian Rufiyaa (MVR).

2.7. Inter-Agency Transactions

Inter-agency transactions have been eliminated from these financial statements.

2.8. External Assistance

External assistance is received from bilateral agencies, multilateral agencies, financial institutions and NGOs. In respect of payments that benefit government but are disbursed by donors to third parties, the funds are recorded upon receipt of notification that the disbursement has been made.

External assistance represents the amounts received in the form of loans and grants from donor agencies, under agreements specifying the purposes for which the assistance will be utilized.

2.8.1. Third Party Payments

Goods and services purchased on government's behalf as a result of cash payments made by third parties during the period by way of loans and grants are included in the financial statements as third-party payments.



Government of Maldives
Consolidated Financial Statements

2.8.2. Committed Undisbursed Balance

Undrawn external assistance loans and grants at reporting date are the amounts specified in a binding agreement which relate to funding for projects currently under development, where conditions have been satisfied, and their on-going satisfaction is highly likely, and the project is anticipated to continue to completion, but no withdrawals have been made from such loans or grants yet

2.8.3. Aid in Kind

Aid in-kind, from local and foreign parties, are disclosed in notes to the financial statements at fair value as at the date of acquisition. As these data are not recorded in the Public Accounting System, the information disclosed in the financial statements are based on records provided by the agencies.

2.9. Translation of Foreign Currencies

Payments and receipts denominated in foreign currencies are translated into MVR at the rates of exchange ruling at the transaction date. Cash and cash equivalents at the reporting date (31 December 2021) are translated at the closing rate of the year.

2.10. Budget and Comparison of Budget and Actual Amounts

2.10.1. Approval of the budget

The original budget was approved by the People's Majlis on 23 November 2020.

2.10.2. Period of the Budget

The approved budget is for the year ended December 31, 2021. However, The Statement of Comparison of Budget and Actual Amounts also includes all the transactions processed (posted to SAP) in the 30 working days' period after the end of the financial year in which payments were made from 2021 budget.

2.10.3. Entities included in the Budget

The budget deals only with the State and government agencies. The budget includes all government agencies. It includes the State; the accountable government agencies and its controlled entities. The entities included in the budget are:

1. President's Office
2. People's Majlis
3. Judicial Service Commission
4. Department of Judicial Administration
5. Elections Commission
6. Civil Service Commission
7. Human Rights Commission
8. Anti-Corruption Commission



Government of Maldives
Consolidated Financial Statements

9. Auditor General's Office
10. Prosecutor General's Office
11. Maldives Inland Revenue Authority
12. Employment Tribunal
13. Maldives Media Council
14. Maldives Broadcasting Commission
15. Tax Appeal Tribunal
16. Local Government Authority
17. Information Commissioner's Office
18. National Integrity Commission
19. Public Service Media
20. Ministry of Finance
21. Ministry of Defense
22. Ministry of Home Affairs
23. Ministry of Education
24. Maldives Islamic University
25. Maldives National University
26. Ministry of Foreign Affairs
27. Ministry of Health
28. Ministry of Economic Development
29. Ministry of Tourism
30. Ministry of Youth, Sports and Community Empowerment
31. Ministry of National Planning and Infrastructure
32. Ministry of Fisheries, Marine Resources and Agriculture
33. Ministry of Islamic Affairs
34. Ministry of Environment, Climate Change and Technology
35. Attorney General's Office
36. Ministry Of Gender, Family and Social Services
37. Special Budget
38. Pension Budget
39. Maldives Police Services
40. Maldives Customs Services
41. National Social Protection Agency
42. Male' Group of Hospitals
43. Councils
44. Family Protection Authority
45. Maldives National Defense Force
46. Maldives Correctional Services
47. Maldives Immigration
48. Ministry of Higher Education
49. Ministry of Transport and Civil Aviation
50. Ministry of Arts, Culture and Heritage
51. National Disaster Management Authority
52. Maldives International Arbitration Centre



Government of Maldives
Consolidated Financial Statements

- 53. Aviation Security Command
- 54. Children's Ombudsperson's Office
- 55. Kulhudhuffushi Regional Hospital
- 56. Addu Equatorial Hospital
- 57. Ombudsperson's Office for Transitional Justice
- 58. Gan Regional Hospital
- 59. Hulhumale Hospital
- 60. Ungoofaaru Regional Hospital
- 61. Abdul Samad Memorial Hospital

MOF special budget and Pension Budget expenses are also included in the GoM Budget.

2.10.4. Budgetary Basis

The budget basis is a modified cash basis broadly in accordance with Government Finance Statistics (GFS) 2014.

2.10.5. Explanation of Differences between Approved Budget and Revised Budget

The revised budget differs from the approved budget because of virements from one budget code to another, and due to budget revisions made based on budgetary activities within the year. The approved budget included a contingency provision to be applied to meet the urgent expenditures which were not foreseen at the time the budget was prepared.

2.10.6. Explanation of Differences between Approved Budget and Actual Amounts

This explanation is provided in note 7.2.11. Accounting Policies related to Assets and Liabilities

Some information about assets and liabilities is reported in the notes to the financial statements in accordance with the Law on Public Finances and the encouragements in the Cash-basis IPSAS.

2.11.1. Statement of Assets as at 31 December 2021

This statement includes some, but not all, assets held by the State which comprises of assets that are inventories which is considered as an expenditure in the financial statement.

The statement includes accounts receivable, property, plant and equipment, investments in state-owned enterprises and cash and cash equivalents.

2.11.1.1. Property, Plant and Equipment

Property, plant and equipment are valued at historical cost less accumulated depreciation. Payments for property, plant and equipment are treated as capital expenditure in the Statement of Receipt and Payments. Transactions of fixed asset recorded outside public accounting systems are not included. For any reason If there are any changes to the condition of the Fixed Assets which are included in the public accounting system, that information will not be changed



Government of Maldives
Consolidated Financial Statements

in the financial statements. Furthermore, as the Capital work in Progress of the past years are not completed, this figure will not be included in the Assets of 2021.

The main purposes of recording the fixed asset transactions, in this manner is that it is practically difficult to record the transaction in the public accounting system at that moment.

2.11.1.2. Investments

Investments in the financial statements consist of mainly investments in state-owned enterprises. Additionally, investment figure also includes amount invested from Sovereign Development Fund. Investments are valued at historical cost without impairment. Investments amount is stated based on information from the public accounting system as well as the information provided from outside the public accounting system.

2.11.1.3. Cash and Cash Equivalents

Cash and cash equivalents comprise of cash on hand, balance of public bank account and other government accounts at Maldives Monetary Authority and balance of government accounts at Bank of Maldives. Amounts used as balances of accounts in Bank of Maldives is based on the information received from the bank and government agencies as at 31 December 2021. Cash on hand amount is based on cash released to agencies via public accounting system's "cash journal" and outside the public accounting system as cash on hand.

2.11.1.4. Accounts Receivables

Accounts receivables are valued at historical cost. This includes tax receivables shared by Maldives Inland Revenue Authority, Non-tax receivables shared by government agencies, dividends receivables and subsidiary loans receivables shared by MoF internal departments. All these records are maintained outside the Public Accounting System except dividend receivables.

2.11.2. Statement of Liabilities as at 31st December 2021

This statement includes the financial liabilities of the Government, such as accounts payable, refundable deposits, trust fund payables, the State's borrowings (short and long term), interest payables and accrued pension liabilities. Accounts payable, refundable deposits and trust fund payables are reported from Public Accounting System. All other records are maintained outside the Public Accounting System.

2.11.2.1. Accounts Payables

Accounts payable are valued at historical cost. Where invoices submitted on or before 31st December 2021 is recorded as accounts payable. Invoices received after the year end; 31st December 2021 for good and services received on or before 31st December 2021 is recorded as an accounts payable in the current year; 2022.



Government of Maldives
Consolidated Financial Statements

2.11.2.2. Borrowings

Government debts include domestic & foreign borrowings.

2.11.2.3. Contingent Liabilities

Generally, all guarantees that have been issued to individuals and state-owned enterprises are considered as contingent liabilities. These guarantees information shared by MoF internal departments. All other contingent liabilities are based on the information available from government agencies, any cases submitted for which the government must be responsible for are mentioned. Based on the information available from government agencies, if any guarantees against which a default has triggered are disclosed as a note in these financial statements.

3. Significant Government Controlled Entities

Below are the significant government-controlled agencies.

1. President's Office
2. People's Majlis
3. Judicial Service Commission
4. Department of Judicial Administration
5. Elections Commission
6. Civil Service Commission
7. Human Rights Commission
8. Anti-Corruption Commission
9. Auditor General's Office
10. Prosecutor General's Office
11. Maldives Inland Revenue Authority
12. Employment Tribunal
13. Maldives Media Council
14. Maldives Broadcasting Commission
15. Tax Appeal Tribunal
16. Local Government Authority
17. Information Commissioner's Office
18. National Integrity Commission
19. Public Service Media
20. Ministry of Finance
21. Ministry of Defense
22. Ministry of Home Affairs
23. Ministry of Education
24. Maldives Islamic University
25. Maldives National University
26. Ministry of Foreign Affairs
27. Ministry of Health
28. Ministry of Economic Development
29. Ministry of Tourism



Government of Maldives
Consolidated Financial Statements

30. Ministry of Youth, Sports and Community Empowerment
31. Ministry of National Planning and Infrastructure
32. Ministry of Fisheries, Marine Resources and Agriculture
33. Ministry of Islamic Affairs
34. Ministry of Environment, Climate Change and Technology
35. Attorney General's Office
36. Ministry of Gender, Family and Social Services
37. Special Budget
38. Pension Budget
39. Maldives Police Services
40. Maldives Customs Services
41. National Social Protection Agency
42. Male' Group of Hospitals
43. Councils
44. Family Protection Authority
45. Maldives National Defense Force
46. Maldives Correctional Services
47. Maldives Immigration
48. Ministry of Higher Education
49. Ministry of Transport and Civil Aviation
50. Ministry of Arts, Culture and Heritage
51. National Disaster Management Authority
52. Maldives International Arbitration Centre
53. Aviation Security Command
54. Children's Ombudsperson's Office
55. Kulhudhuffushi Regional Hospital
56. Addu Equatorial Hospital
57. Ombudsperson's Office for Transitional Justice
58. Gan Regional Hospital
59. Hulhumale Hospital
60. Ungoofaaru Regional Hospital
61. Abdul Samad Memorial Hospital

4. Committed Undisbursed Balance

| Details | 31 December 2021 (MVR) | 31 December 2020 (MVR) |
|--------------------------------------|---------------------------|---------------------------|
| Islamic Development Bank | 238,273,399.40 | 522,918,371.00 |
| Asian Development Bank | 1,394,889,857.00 | 588,816,100.00 |
| Regional Development Bank | 6,182,044,890.70 | 6,073,469,344.60 |
| Commercial Financial Institution | 19,887,692,766.00 | 20,869,569,048.60 |
| Foreign Governments | - | 28,876,195.50 |
| Committed Undisbursed Balance | 27,702,900,913.10 | 28,083,649,059.70 |



Government of Maldives
Consolidated Financial Statements

5. Breach of Agreement

| Details | 31 December 2021 (MVR) | 31 December 2020 (MVR) |
|-------------------------------|---------------------------|---------------------------|
| Islamic Development Bank | 82,061,058.60 | 9,153,540.00 |
| Regional Development Bank | 51,004.90 | 68,374,694.60 |
| Asian Development Bank | 82,112,063.50 | - |
| Committed Undisbursed Balance | 82,061,058.60 | 77,528,234.60 |

6. Reconciliation

This note presents a reconciliation of actual amounts on a comparable basis to the budget and actual amounts in the financial statements.

There is no entity difference. Hence, Budget and Statement of Receipts and Payments are prepared on cash basis for the general government sector. The total payment in the Statement of Receipts and Payments include payments such as refundable deposits, capital held in multilateral institutions and repayment of loans. However, the Statement of Comparison of Budget and Actual is prepared excluding these payments. Therefore, there is a basis difference.

A reconciliation between the actual amounts in the Comparison of Budget and Actual Amounts and that of the Statement of Receipts and Payments for the year ended 31st December 2021 is presented below.

| Details | Total Expenditures (MVR) |
|---|-----------------------------|
| Total expenditure in the Statement of Comparison of Budget and Actual | 32,616,127,310 |
| Basis differences | 6,771,731,883 |
| Total payments in the Statement of Receipts and Payments | 39,387,859,193 |

7. Explanation of Variances between Approved Budget and Actual Amounts

Explanation of material differences between actual amounts and the approved budget amounts is given below.

The total Revenue and Grants approved for 2021 was MVR 21.13 billion, however the actual amount received as Revenue and Grants MVR 21.93 billion in 2021. This is an increase of MVR 0.80 million than estimated.

Also, the Approved Budget for the year 2021 was MVR 37.17 billion, whilst the actual spending for the year was MVR 36.90 billion, which was a positive variance of MVR 0.72 billion less than approved budget.

The estimated Overall Deficit for 2021 was MVR 12.30 billion. However, the actual Overall Deficit for the year was MVR 10.09 billion by the end of 2021 which is MVR 1.61 billion less than the estimated deficit, indicating an improved financial performance than estimated.



Government of Maldives
Consolidated Financial Statements

8. Sovereign Development Fund

As the country undergoes an infrastructural development finance primarily via debt, it is important to ensure that the burden of servicing this debt does not pose an undue burden on future generations. To ensure this intergenerational equity, it is important for current generations to generate savings to service the debt in the future. It is for this purpose that in August 2016 the government has decided to establish the Sovereign Development Fund (SDF), to serve as a fiscal reserve to service debt in the future. The SDF has been established on 2017 and deposits are now being made into the Fund. The custodian of the fund is Maldives Monetary Authority. The SDF will ensure intergenerational equity in debt servicing and boost the confidence of investors.

9. Dividends

The amount recorded in the public accounting system as government shares (dividend receivables) is determined by the Privatization and Corporatization Board's Secretariat (PCBS). Dividend to be collected from SOEs are determined by a policy of the PCBS. Generally, amount received from SOEs for a given year are lesser than the dividend receivable determined by the PCBS.

10. Causes for Differences in Reporting 2021

10.1 Accountable Government Agencies

In mid-2021, some of the State's Accountable Agencies were changed. For instance, the Ministry of communication science and technology was discontinued and its operations were merged with the Ministry of environment and climate change and technology. Furthermore, Ungoofaaru Regional Hospital and Abdul Samad Memorial Hospital were separated from the Ministry of Health and now operate as a separate entity.

10.2 Plant and Equipment

Work-in-progress code 27XXXX was used in the Asset and Liabilities Statement from the year 2021 onwards. As such, the comparative figure in 2020 will be adjusted in the note "58.1 Property, Plant and Equipment."

10.3 comparative figures

The comparative figures have been revised since last audit of financial 2020, as some errors have been corrected in the comparatives (2020 figures) included in the financial statements of the year (2021).



Government of Maldives
Consolidated Financial Statements

Notes to Statement of Receipt and Payment

| Description | No te | 2021 | | | 2020 | | |
|---|-----------|-----------------------|--------------------|-----------------------|-----------------------|----------------------|-----------------------|
| | | Government | Third Party | Total | Government | Third Party | Total |
| Tax Revenues | 11 | 14,588,875,237 | | 14,588,875,237 | 10,849,776,533 | | 10,849,776,533 |
| Import Duties | | 14,588,875,237 | | 14,588,875,237 | 10,849,776,533 | | 10,849,776,533 |
| Business and Property Tax | | 2,833,715,511 | | 2,833,715,511 | 2,262,600,079 | | 2,262,600,079 |
| Goods and Services Tax | | 2,748,763,850 | | 2,748,763,850 | 3,547,848,515 | | 3,547,848,515 |
| Royalties | | 7,649,962,120 | | 7,649,962,120 | 4,305,992,260 | | 4,305,992,260 |
| Other Taxes and Duties | | 79,243,130 | | 79,243,130 | 25,936,275 | | 25,936,275 |
| Non-Tax Revenues | 12 | 6,122,904,989 | | 6,122,904,989 | 3,434,468,669 | | 3,434,468,669 |
| Fees and Charges | | 1,338,233,451 | | 1,338,233,451 | 975,683,939 | | 975,683,939 |
| Registration and Licence Fees | | 697,938,023 | | 697,938,023 | 355,449,316 | | 355,449,316 |
| Proceeds from Sales | | 25,260,197 | | 25,260,197 | 14,420,094 | | 14,420,094 |
| Property Income | | 2,246,820,827 | | 2,246,820,827 | 791,904,363 | | 791,904,363 |
| Fines and Penalties | | 378,650,833 | | 378,650,833 | 149,329,611 | | 149,329,611 |
| Interest, Profit and Dividends | | 1,117,093,531 | | 1,117,093,531 | 806,506,312 | | 806,506,312 |
| Miscellaneous Non-Tax Revenues | | 318,908,127 | | 318,908,127 | 341,175,034 | | 341,175,034 |
| Capital Receipts | 13 | 14,837,489 | | 14,837,489 | 11,638,133 | | 11,638,133 |
| Proceeds from Sale of Assets | | 14,837,489 | | 14,837,489 | 11,638,133 | | 11,638,133 |
| Other Revenues | 14 | 11,226,007 | | 11,226,007 | 6,715,099 | | 6,715,099 |
| Gains | | 11,226,007 | | 11,226,007 | 6,715,099 | | 6,715,099 |
| External Assistance -Cash Grants | 15 | 1,031,693,947 | | 1,031,693,947 | 957,848,313 | | 957,848,313 |
| Cash Grants | | 123,617,227 | | 123,617,227 | 400,040,855 | | 400,040,855 |
| In-Kind Grants | | 109,744,313 | | 109,744,313 | 5,311,200 | | 5,311,200 |
| Capital Project Grants | | 798,332,407 | | 798,332,407 | 350,272,214 | | 350,272,214 |
| Other Grants | | | | | 202,224,045 | | 202,224,045 |
| External Assistance - Borrowings | 16 | 8,103,379,242 | 926,563,769 | 9,029,943,010 | 2,168,897,554 | 1,088,473,523 | 3,257,371,077 |
| LT Borrowings - Foreign | | 8,103,379,242 | 926,563,769 | 9,029,943,010 | 2,168,897,554 | 1,088,473,523 | 3,257,371,077 |
| Domestic Borrowing | 17 | 6,032,343,371 | | 6,032,343,371 | 9,107,122,320 | | 9,107,122,320 |
| ST Borrowings - Domestic | | 5,156,480,871 | | 5,156,480,871 | 5,054,122,320 | | 5,054,122,320 |
| LT Borrowings - Other Domestic | | 875,862,500 | | 875,862,500 | 4,053,000,000 | | 4,053,000,000 |
| Other Inflows | | 2,523,428,002 | | 2,523,428,002 | 829,341,509 | | 829,341,509 |
| Lending Repayments - Domestic | 18 | 1,160,510 | | 1,160,510 | 6,483,129 | | 6,483,129 |
| Refundable Deposits | 19 | 2,517,034,706 | | 2,517,034,706 | 814,892,704 | | 814,892,704 |
| Special Services | 19 | 5,232,786 | | 5,232,786 | 7,965,675 | | 7,965,675 |
| Salaries and Wages | 20 | 10,331,276,284 | | 10,331,276,284 | 9,767,440,635 | | 9,767,440,635 |
| Salaries and Wages | | 4,625,482,853 | | 4,625,482,853 | 4,376,944,205 | | 4,376,944,205 |
| Allowances to Employees | | 4,055,940,064 | | 4,055,940,064 | 3,827,692,985 | | 3,827,692,985 |
| Pensions, Ret. Benefit & Grat. | | 1,649,853,366 | | 1,649,853,366 | 1,562,803,445 | | 1,562,803,445 |
| Admin. & Operative Expenses | 21 | 5,470,827,318 | 8,095,746 | 5,478,923,064 | 4,008,435,027 | 145,412,677 | 4,153,847,703 |
| Travelling Expenses | | 181,783,609 | | 181,783,609 | 140,601,277 | | 140,601,277 |
| Administrative Supplies | | 680,305,613 | | 680,305,613 | 640,381,265 | | 640,381,265 |
| Administrative Services | | 2,200,664,728 | 1,085,257 | 2,201,749,985 | 1,574,802,026 | 2,069,283 | 1,576,871,309 |
| Operational Consumables | | 1,530,673,029 | 7,010,489 | 1,537,683,518 | 980,253,214 | 143,343,393 | 1,123,596,607 |



Government of Maldives
Consolidated Financial Statements

| | | | | | | | |
|----------------------------------|-----------|----------------------|--------------------|----------------------|----------------------|--------------------|----------------------|
| Training Expenses | | 567,193,527 | | 567,193,527 | 458,020,105 | | 458,020,105 |
| Repairs and Maintenance | | 310,206,812 | | 310,206,812 | 214,377,139 | | 214,377,139 |
| Interest Payments | 22 | 2,104,465,539 | | 2,104,465,539 | 1,603,859,136 | | 1,603,859,136 |
| Social Assistance | 23 | 4,373,284,551 | | 4,373,284,551 | 3,589,052,134 | | 3,589,052,134 |
| Other Expenditure | 24 | 229,758,631 | | 229,758,631 | 95,093,826 | | 95,093,826 |
| Losses | | 229,758,631 | | 229,758,631 | 95,093,826 | | 95,093,826 |
| Fixed Assets | 25 | 587,690,619 | | 587,690,619 | 344,612,410 | | 344,612,410 |
| Land & Buildings | | 25,110,787 | | 25,110,787 | 74,256,712 | | 74,256,712 |
| Infrastructure Assets | | | | | 6,975 | | 6,975 |
| Furniture, Machinery & Equip. | | 486,207,922 | | 486,207,922 | 258,013,729 | | 258,013,729 |
| Vehicles | | 76,371,910 | | 76,371,910 | 12,334,994 | | 12,334,994 |
| Work In Progress | 26 | 4,507,145,910 | 918,468,023 | 5,425,613,933 | 3,873,349,144 | 943,060,847 | 4,816,409,990 |
| Constr., Renov. & Improvement | | 352,853,638 | | 352,853,638 | | | |
| Proj Land & Bld. Contracts | | 1,403,859,109 | 47,536,840 | 1,451,395,949 | 1,975,606,347 | 76,915,604 | 2,052,521,951 |
| Proj Infra Const. Contracts | | 3,029,243,955 | 870,931,183 | 3,900,175,138 | 1,765,082,243 | 866,145,242 | 2,631,227,486 |
| Proj Minor Recu. Acquisit. | | 94,002,408 | | 94,002,408 | 127,456,492 | | 127,456,492 |
| Proj Vehicle Aquisition | | 4,823,458 | | 4,823,458 | 5,204,062 | | 5,204,062 |
| Project Cost-Settlement | | (377,636,658) | | (377,636,658) | | | |
| Other Capital Expenditure | 27 | 2,634,601,623 | | 2,634,601,623 | 3,975,810,482 | | 3,975,810,482 |
| Cap. Outlays-PAS Transition | | 75,398,179 | | 75,398,179 | 27,171,500 | | 27,171,500 |
| Investment in Plc Enterprises | | 2,510,856,630 | | 2,510,856,630 | 2,016,455,006 | | 2,016,455,006 |
| Short Term Lending & Investments | | (189,560,234) | | (189,560,234) | 1,568,117,708 | | 1,568,117,708 |
| Other Investments | | 237,907,048 | | 237,907,048 | 364,066,269 | | 364,066,269 |
| Repayment of Foreign Loans | 28 | 3,847,803,499 | | 3,847,803,499 | 753,310,966 | | 753,310,966 |
| LT Borrowings - Foreign | | 3,847,803,499 | | 3,847,803,499 | 753,310,966 | | 753,310,966 |
| Repayment of Domestic Debt | 29 | 199,982,303 | | 199,982,303 | 439,818,439 | | 439,818,439 |
| LT Borrowings - Domestic | | 199,982,303 | | 199,982,303 | 439,818,439 | | 439,818,439 |
| Other Outflows | | 2,786,172,615 | | 2,786,172,615 | 1,994,511,342 | | 1,994,511,342 |
| Lendings - Domestic | | 207,802,000 | | 207,802,000 | 1,010,000,000 | | 1,010,000,000 |
| Refundable Deposits | 30 | 2,554,547,030 | | 2,554,547,030 | 964,869,558 | | 964,869,558 |
| Special Services | 31 | 23,823,585 | | 23,823,585 | 19,641,783 | | 19,641,783 |
| Grants to Local Council | 32 | 1,388,286,532 | | 1,388,286,532 | 970,357,269 | | 970,357,269 |




Government of Maldives

Consolidated Financial Statements

Notes to Statement of Budget and Actuals

| Description | Note | Approved Budget 2021 | Revised 2021 | Actuals 2021 | Variance [Approved vs Actuals] |
|--|------|----------------------|----------------|----------------|--------------------------------|
| Revenue - Government Departments | 34 | 18,178,096,924 | 3,115,163 | 19,957,245,695 | (1,779,148,771) |
| Tax Revenues | | 10,278,882,831 | | 13,879,499,894 | (3,600,617,063) |
| Non-Tax Revenues | | 7,884,412,100 | | 5,967,872,438 | 1,916,539,662 |
| Capital Receipts | | 14,801,993 | | 14,832,864 | (30,871) |
| Grants & Donations | | | | 83,814,491 | (83,814,491) |
| Other Revenues | | | 3,115,163 | 11,226,007 | (11,226,007) |
| Revenue - Trust Funds | 35 | 736,162,762 | | 1,043,991,069 | (307,828,307) |
| Tax Revenues | | 616,551,387 | | 802,111,899 | (185,560,512) |
| Non-Tax Revenues | | 119,548,113 | | 239,289,167 | (119,741,054) |
| Capital Receipts | | | | 4,625 | (4,625) |
| Grants & Donations | | 63,262 | | 2,585,378 | (2,522,116) |
| Foreign Grants & Donations (in Cash) | | 1,557,050,000 | | 128,497,621 | 1,428,552,379 |
| Grants & Donations | 36 | 1,542,050,000 | | 114,870,010 | 1,427,179,990 |
| Other Revenues | | 15,000,000 | | 13,627,611 | 1,372,389 |
| Foreign Project Grants | | 669,489,752 | | 830,842,400 | (161,352,648) |
| Grants & Donations | 37 | 669,389,752 | | 830,578,103 | (161,188,351) |
| Other Revenues | | 100,000 | | 264,297 | (164,297) |
| Budget Total - Government Departments | | 31,709,113,345 | 36,152,534,411 | 33,786,521,254 | (2,077,407,909) |
| Recurrent Expenditure | 38 | 21,332,909,535 | 24,198,190,727 | 23,359,058,081 | (2,026,148,546) |
| Salaries, Wages & Pension | | 9,987,663,949 | 10,298,829,976 | 10,253,602,011 | (265,938,062) |
| Admin. & Operative Expenses | | 4,935,286,845 | 6,144,701,336 | 5,398,228,743 | (462,941,898) |
| Interest Payments | | 2,468,364,965 | 2,121,653,319 | 2,104,465,539 | 363,899,426 |
| Social Assistance | | 3,841,393,776 | 5,411,354,888 | 5,372,925,773 | (1,531,531,997) |
| Other Expenditure | | 100,200,000 | 221,651,208 | 229,836,015 | (129,636,015) |
| Capital Expenditure | | 5,194,756,072 | 7,301,662,832 | 5,933,968,323 | (739,212,251) |
| Fixed Assets | | 3,833,930,300 | 508,962,165 | 467,792,718 | 3,366,137,582 |
| Work In Progress | | | 3,979,934,566 | 3,140,916,826 | (3,140,916,826) |
| Other Capital Expenditure | | 1,360,825,772 | 2,812,766,101 | 2,325,258,779 | (964,433,007) |
| Loan Repayment and Transfers | | 3,786,158,051 | 4,652,680,851 | 4,493,494,850 | (707,336,799) |
| Loan Repayment- Domestic | | 485,270,000 | 199,982,303 | 199,982,303 | 285,287,697 |
| Loan Repayment - Foreign Loans | | 3,229,619,920 | 3,861,619,738 | 3,847,803,499 | (618,183,579) |
| Contribution to International Financial Institutions | | 21,268,131 | 237,912,470 | 237,907,048 | (216,638,917) |
| Contribution to International Financial Institutions | | 21,268,131 | 12,190,799 | 12,185,377 | 9,082,754 |
| Long Term Investment | | | 225,721,671 | 225,721,671 | (225,721,671) |
| Other Outflows | | 50,000,000 | 353,166,340 | 207,802,000 | (157,802,000) |
| Budget Provisions & Reservations | | 1,395,289,687 | | | 1,395,289,687 |
| Expenditure from Trust funds | 39 | 726,828,034 | 782,917,505 | 782,917,505 | (56,089,471) |
| Recurrent Expenditure | | 123,241,689 | 176,347,939 | 176,347,939 | (53,106,250) |
| Salaries, Wages & Pension | | 10,358,477 | 26,789,348 | 26,789,348 | (16,430,871) |
| Admin. & Operative Expenses | | 44,833,212 | 33,264,242 | 33,264,242 | 11,568,970 |
| Social Assistance | | 68,050,000 | 116,294,349 | 116,294,349 | (48,244,349) |
| Capital Expenditure | | 603,586,345 | 606,569,566 | 606,569,566 | (2,983,221) |
| Fixed Assets | | 603,286,345 | 3,091,962 | 3,091,962 | 600,194,383 |



Government of Maldives
Consolidated Financial Statements

| | | | | | |
|--|----|-----------------|-----------------|-----------------|-----------------|
| Work In Progress | | | 603,419,663 | 603,419,663 | (603,419,663) |
| Other Capital Expenditure | | 300,000 | 57,942 | 57,942 | 242,058 |
| Expenditure from Grants & Donations (in Cash) | 40 | 24,616,052 | 128,943,654 | 128,943,654 | (104,327,602) |
| Recurrent Expenditure | | 17,725,419 | 16,532,640 | 16,532,640 | 1,192,779 |
| Salaries, Wages & Pension | | 7,666,623 | 8,848,112 | 8,848,112 | (1,181,489) |
| Admin. & Operative Expenses | | 10,058,796 | 7,684,528 | 7,684,528 | 2,374,268 |
| Capital Expenditure | | 6,890,633 | 112,411,014 | 112,411,014 | (105,520,381) |
| Fixed Assets | | 6,890,633 | 112,411,014 | 112,411,014 | (105,520,381) |
| Grants to Capital Projects - Foreign Sources | 41 | 634,798,840 | 814,560,800 | 814,560,800 | (179,761,960) |
| Recurrent Expenditure | | 82,534,153 | 399,770,017 | 399,770,017 | (317,235,864) |
| Salaries, Wages & Pension | | 2,486,404 | 35,587,282 | 35,587,282 | (33,100,878) |
| Admin. & Operative Expenses | | 80,047,749 | 90,870,045 | 90,870,045 | (10,822,296) |
| Social Assistance | | | 273,312,690 | 273,312,690 | (273,312,690) |
| Capital Expenditure | | 552,264,687 | 414,790,783 | 414,790,783 | 137,473,904 |
| Fixed Assets | | 550,704,687 | 4,495,853 | 4,495,853 | 546,208,834 |
| Work In Progress | | | 338,409,346 | 338,409,346 | (338,409,346) |
| Other Capital Expenditure | | 1,560,000 | 71,885,584 | 71,885,584 | (70,325,584) |
| Loans to Capital Projects - Foreign Sources | 42 | 4,042,901,796 | 1,359,572,494 | 1,359,572,494 | 2,683,329,302 |
| Recurrent Expenditure | | 86,953,425 | 15,201,081 | 15,201,081 | 71,752,344 |
| Salaries, Wages & Pension | | 778,375 | 6,487,785 | 6,487,785 | (5,709,410) |
| Admin. & Operative Expenses | | 86,175,050 | 8,699,917 | 8,699,917 | 77,475,133 |
| Social Assistance | | | 13,379 | 13,379 | (13,379) |
| Capital Expenditure | | 3,955,948,371 | 1,344,371,413 | 1,344,371,413 | 2,611,576,958 |
| Fixed Assets | | 3,955,948,371 | | | 3,955,948,371 |
| Work In Progress | | | 1,344,371,413 | 1,344,371,413 | (1,344,371,413) |
| Loan Repayment- Domestic Loans | 43 | (485,270,000) | (199,982,303) | (199,982,303) | (285,287,697) |
| ST Loan Repayment- Domestic | | (343,000,000) | | | (343,000,000) |
| LT Loan Repayment- Domestic | | (142,270,000) | (199,982,303) | (199,982,303) | 57,712,303 |
| Loan Repayment - Foreign Loans | 44 | (3,229,619,920) | (3,861,619,738) | (3,847,803,499) | 618,183,579 |
| LT Loan Repayment - Foreign | | (3,229,619,920) | (3,861,619,738) | (3,847,803,499) | 618,183,579 |
| Foreign Loans - Capital Projects | 45 | 4,608,468,887 | | 1,317,739,806 | 3,290,729,081 |
| ST Borrowings - Foreign | | 92,500,000 | | | 92,500,000 |
| LT Borrowings - Foreign | | 4,515,968,887 | | 1,317,739,806 | 3,198,229,081 |
| Budget Support | 46 | 1,542,000,000 | | | 1,542,000,000 |
| LT Borrowings - Foreign | | 1,542,000,000 | | | 1,542,000,000 |
| Sukuk / Bond | 47 | 3,855,000,000 | | 58,205,054 | 3,796,794,946 |
| LT Borrowings - Foreign | | 3,855,000,000 | | 58,205,054 | 3,796,794,946 |
| Foreign Loans - Other | 48 | | | 7,653,998,150 | (7,653,998,150) |
| LT Borrowings - Foreign | | | | 7,653,998,150 | (7,653,998,150) |
| Treasury Bills, Bonds and other Instruments | 49 | 6,550,581,446 | | 6,032,343,371 | 518,238,075 |
| ST Borrowings - Domestic | | 6,550,581,446 | | 5,156,480,871 | 1,394,100,575 |
| LT Borrowings - Other Domestic | | | | 875,862,500 | (875,862,500) |
| Lendings Repayments - Domestic | 50 | | | 1,160,510 | (1,160,510) |
| Lendings Repayments - Domestic | | | | 1,160,510 | (1,160,510) |



Government of Maldives
Consolidated Financial Statements


51. Expenditure of PSIP Projects (Domestic PSIP)

| Business Area | WBS Element | | Approved Budget 2021 | Actuals 2021 |
|--------------------------------|---------------|---|----------------------|----------------------|
| Maldives Customs Service | P-MCS001-009 | Customs South Region Head Office | 7,541,179 | 4,154,067 |
| | Result | | 7,541,179.00 | 4,154,066.95 |
| Ministry of Defence | P-NSC006-001 | Est. Of Joint Inter Agency Operat Centre | 10,000,000 | |
| | Result | | 10,000,000.00 | |
| Maldives Ntnl Defence Force | P-HBR099-001 | Upgrade of Harbour - K.Girifushi | 5,000,000 | 5,000,000 |
| Maldives Ntnl Defence Force | P-HOU016-001 | MNDF Accomodation building - M.Muli | 500,000 | 315,762 |
| Maldives Ntnl Defence Force | P-NSC001-001 | Radar System Projects | | 26,822 |
| Maldives Ntnl Defence Force | P-NSC003-001 | Fire Station Vehicle Garage Ext -Naifaru | 500,000 | 339,014 |
| Maldives Ntnl Defence Force | P-NSC004-001 | Fire Station Vehicle Garage Ext-Kulhudhu | 500,000 | 405,477 |
| Maldives Ntnl Defence Force | P-NSC005-001 | VIA MNDF Facility Relocation | 2,000,000 | 1,386,437 |
| Maldives Ntnl Defence Force | P-NSC006-002 | Estab. Of Joint Inter Agency Operation C | | 6,178,720 |
| Maldives Ntnl Defence Force | P-NSC006-002 | Not assigned | | 2,365,600 |
| | Result | | 8,500,000.00 | 16,017,832.08 |
| National Disaster Mgmnt Centre | P-OTH003-001 | Estab. of St of Art Reg Emerg Oprtn Cntr | 1,120,000 | |
| National Disaster Mgmnt Centre | P-OTH011-001 | Dev.of Reg Emg Opr Ctr HDh.Kulhudhufushi | 1,120,000 | |
| National Disaster Mgmnt Centre | P-OTH012-001 | Dev. of Reg Emg Oper Ctr - GDh.Thinadhoo | 1,120,000 | |
| National Disaster Mgmnt Centre | P-OTH013-001 | Dev. of Reg Emg Oper Centr - S.Hithadhoo | 1,120,000 | |
| | Result | | 4,480,000.00 | |
| Min. of Home Affairs | P-PEN001-001 | High security wing - Maafushi Jail | 1,399,999 | 269,059 |
| Min. of Home Affairs | P-PEN004-001 | Dev. Of Juvenile Justice Unit L.Fonadhoo | 2,850,000 | |
| Min. of Home Affairs | P-PEN011-002 | Relo of Male Jail Upgr of Hulhumale Jail | 12,200,000 | 705,419 |
| Min. of Home Affairs | P-PEN012-001 | Contruction of Jail - HDh.Neykurendhoo | 17,400,000 | 4,118,823 |
| Min. of Home Affairs | P-PEN013-001 | Dev. Of Juvenile Justice Unit-HA.Hoarafushi | 2,900,000 | 0 |
| Min. of Home Affairs | P-RHB003-001 | De-radicalize & rehabilitation centre | 2,881,522 | 2,881,522 |
| Min. of Home Affairs | P-SOC050-001 | Dev.Of Child Residnl Ctr-Dh.Kudahuvadhoo | 4,410,000 | 0 |
| Min. of Home Affairs | # | Not assigned | | 3,846,408 |
| | Result | | 44,041,521.00 | 11,821,231.40 |
| Maldives Correctional Service | P-DPRS01-007 | Perimeter Security Wall - Maafushi Jail | 4,000,000 | 631,217 |
| Maldives Correctional Service | P-DPRS11-001 | Cons Units for 300 Prisonrs in Hulhumale' | | 5,554 |
| Maldives Correctional Service | P-DPRS28-001 | EmrgncyMediclPost&CrisisCare-MafushiJail | | 2,338,333 |
| Maldives Correctional Service | P-PEN001-002 | Finisn of Rehab Wkshp Buildin-K.Maafushi | 5,669,868 | 31,000 |
| Maldives Correctional Service | P-PEN001-003 | Upgrading Unit 9 - Maafushi Jail | 1,437,500 | 207,018 |
| Maldives Correctional Service | P-PEN010-001 | Asseyri Jail Rehab Infra & Boundary Wall | 7,200,000 | 3,004,776 |
| | Result | | 18,307,368.00 | 6,217,898.37 |
| Maldives Police Service | P-HBR061-001 | Devel. of Harbour - Dhoonidhoo | 16,181,778 | 25,132,284 |
| Maldives Police Service | P-MPS001-012 | Const of Hulhumale' Police Station | 1,377,485 | 1,554,488 |
| Maldives Police Service | P-MPS002-007 | Construction of Police Academy | | 8,217,067 |
| Maldives Police Service | P-MPS005-400 | Const.of a 10storey building-H.Fourwind | 4,762,966 | 5,477,124 |
| Maldives Police Service | P-MPS010-003 | Investigation Sector Development Project | | 441,408 |
| Maldives Police Service | P-MPS019-001 | Const of Police Station in N.Manadhoo | 300,000 | 2,000 |
| Maldives Police Service | P-MPS020-001 | Const of Accomodation Building - L.Gan | 500,000 | 397,345 |
| Maldives Police Service | P-POL003-001 | Construction of S.Gan Police Station | 7,000,000 | 3,700 |
| Maldives Police Service | P-POL004-001 | Const. of G.DH Thinadhoo Police Station | 1,750,000 | 3,200 |
| Maldives Police Service | P-POL005-001 | Const.of S.Hithadhoo Police Accomodation | 1,700,000 | 1,200 |
| Maldives Police Service | P-POL006-001 | Dev. of Police Statn Building L.Fonadhoo | 420,000 | 800 |



Government of Maldives
Consolidated Financial Statements

| | | | | |
|---------------------------|---------------|--|----------------------|----------------------|
| Maldives Police Service | P-POL007-001 | Dev. of Police Accom Building Lh.Naifaru | 300,000 | 1,200 |
| Maldives Police Service | P-POL008-001 | Development of FCPD Building | 2,317,475 | 724,045 |
| | Result | | 36,609,704.00 | 41,955,860.86 |
| Maldives Immigration | P-DIE001-001 | Dev.Immigration Office bldn-S.Hithadhoo | 420,000 | |
| | Result | | 420,000.00 | |
| Atoll School Construction | P-MOE001-004 | Const of 12Class Rooms-H.A.Baarah School | 720,528 | 2,961,848 |
| Atoll School Construction | P-MOE001-006 | Const- Class Rooms-Sh. Funadhoo School | 2,250,000 | 2,297,441 |
| Atoll School Construction | P-MOE001-064 | Const of 8 Classroom in Afeefudheen Schl | 2,650,000 | 1,158,130 |
| Atoll School Construction | P-MOE001-069 | Const of 4 Classroom in AA Maalhos Schl | 2,400,000 | 3,054,606 |
| Atoll School Construction | P-MOE001-071 | Const of 3 Classroom in Th. Kandoodhu Sc | 485,343 | 1,136,421 |
| Atoll School Construction | P-MOE001-099 | Const of 12 Classroom in GA. AEC | 340,418 | 321,645 |
| Atoll School Construction | P-MOE001-133 | Const.of 04 clasroom - Ga.Nilandhoo | 800,000 | 2,894,279 |
| Atoll School Construction | P-MOE001-136 | GDh.Hoadehdhoo School 5Clss, Supv Room | | 186,732 |
| Atoll School Construction | P-MOE001-144 | HDh.Hanimaadhoo 24 Classroom & Hall | 124,956 | 2,070,985 |
| Atoll School Construction | P-MOE001-145 | Ha.lhavandhu School 12Classroom-3Storey | | 192,080 |
| Atoll School Construction | P-MOE001-161 | FAEC 8 Classroom, 2 Lab, Multipurp. Hall | 819,640 | 1,059,769 |
| Atoll School Construction | P-MOE001-163 | Ha.Vashafaru School AV Room & Sci. Room | 79,302 | |
| Atoll School Construction | P-MOE001-164 | Sh.Narudhoo School 2 Classrooms | | 24,801 |
| Atoll School Construction | P-MOE001-165 | Const. of Classrooms Th.Madifushi School | 118,418 | 871,981 |
| Atoll School Construction | P-MOE025-001 | Multi Purpose Hall Addu High School | 415,787 | 2,128,461 |
| Atoll School Construction | P-MOE038-001 | Sh.Lhaimagu School 2 Classroom& 4 Toilet | | 787,660 |
| Atoll School Construction | P-MOE042-001 | Ga.Kanduhulhudhoo School Hall | 1,600,000 | 1,150,168 |
| Atoll School Construction | P-MOE043-001 | L.Maavashu Schl 5 Clasrm&Mltiprpose Hall | 1,685,981 | 4,919,545 |
| Atoll School Construction | P-MOE044-001 | Gn.Fuvahmulaku MJM Multipurpose Hall | 1,335,770 | 4,838,580 |
| Atoll School Construction | P-MOE048-001 | Lh.Naifar Madh.Ifthi 10 Clas,Staf&AVroom | 3,221,641 | 6,549,146 |
| Atoll School Construction | P-MOE049-001 | Ha.Muraidhoo School 2 Classroom& Sci.Lab | 41,887 | 142,287 |
| Atoll School Construction | P-MOE051-001 | Ha.Kela Madh.Sh.Ibr Mltiprps Hal&Clsroom | 514,952 | 1,542,016 |
| Atoll School Construction | P-MOE052-001 | Const of Sh.Noomaraa School 2 Classroom | 860,000 | |
| Atoll School Construction | P-MOE053-001 | N.Kendhikulhudhoo School 2Classroom&Hall | 39,873 | 98,306 |
| Atoll School Construction | P-MOE057-001 | Dh.A.E.C 9 Classroom - Dh.Kudahuvadhoo | 224,340 | 378,197 |
| Atoll School Construction | P-MOE061-001 | Cons.of 8 classroom Ph 2-G.Dh Atoll Schl | | 340,668 |
| Atoll School Construction | P-SCH001-001 | Const. of 2 Classroom - HDh.Nellaidhoo | 101,137 | 666,139 |
| Atoll School Construction | P-SCH002-001 | Const. of 12 Classroom - HDh.Vaikaradhoo | 2,059,524 | 554,880 |
| Atoll School Construction | P-SCH003-001 | Construction of New School -K.Kaashidhoo | 4,708,018 | 3,666,257 |
| Atoll School Construction | P-SCH004-001 | Const. of 12 Classroom - ADh.Mahibadhoo | 1,430,318 | 4,549,736 |
| Atoll School Construction | P-SCH005-001 | Const. of 10 Classroom - GA.Gemanafushi | 2,448,144 | 4,579,440 |
| Atoll School Construction | P-SCH007-001 | Const. of 5 Classrooms - S.Hulhudhoo | 4,806,314 | 4,973,391 |
| Atoll School Construction | P-SCH008-001 | Const. of 6 Classroom -S.Maradhoofeydhoo | 5,000,000 | 2,540,835 |
| Atoll School Construction | P-SCH009-001 | Const. of 5 Classroom - HDh. Nollhivaram | 2,304,776 | 3,665,954 |
| Atoll School Construction | P-SCH010-001 | 5 Classroom & Staff Room - HDh. Kurinbi | 1,175,653 | 1,094,681 |
| Atoll School Construction | P-SCH011-001 | Cont.of Multi Purpose Hall in N.atoll Sc | 1,960,560 | 1,073,254 |
| Atoll School Construction | P-SCH012-001 | Multi Purpose Hall - R. Hulhudhuffaaru | 2,183,562 | 3,017,977 |
| Atoll School Construction | P-SCH012-002 | Upgd Of Teachr Acom Bld-R.Hulhudhuffaaru | 500,000 | |
| Atoll School Construction | P-SCH013-001 | Multi Purpose Hall - R. Alifushi | 4,681,302 | 1,813,148 |
| Atoll School Construction | P-SCH014-001 | Multi Purpose Hall - R. Ungoofaaru | 4,139,027 | 1,572,542 |
| Atoll School Construction | P-SCH014-002 | School 8 Classroom Buildin -R.Ungoofaaru | 1,000,000 | |
| Atoll School Construction | P-SCH015-001 | Multi Purpose Hall - R. Maduvvari | 1,477,978 | 6,457,373 |
| Atoll School Construction | P-SCH016-001 | Multi Purpose Hall - Lh. Kurendhoo | 2,093,214 | |




Government of Maldives
Consolidated Financial Statements

| | | | | |
|---------------------------|--------------|--|-----------|-----------|
| Atoll School Construction | P-SCH017-001 | Const. of 6 classroom (2 story) -K.Huraa | 1,161,620 | 977,964 |
| Atoll School Construction | P-SCH018-001 | MP Hall & 12 classroom - AA.Thoddoo | 4,698,755 | 4,808,944 |
| Atoll School Construction | P-SCH019-001 | Multi Purpose Hall - V. Felidhoo | 4,726,138 | 2,247,455 |
| Atoll School Construction | P-SCH020-001 | Multi Purpose Hall - V. Keyodhoo | 4,941,583 | 2,805,739 |
| Atoll School Construction | P-SCH021-001 | Multi-Purpose Hall& 5 Cl room-Kolhufushi | 6,188,222 | 4,270,421 |
| Atoll School Construction | P-SCH022-001 | Multi Purpose Hall - Dh. Maaenboodhoo | 1,423,107 | |
| Atoll School Construction | P-SCH023-001 | Multi Purpose Hall - Th. Veymandoo | 2,297,402 | 1,219,406 |
| Atoll School Construction | P-SCH024-001 | Multi Purpose Hall - Th.Guraidhoo | 1,718,430 | 2,336,580 |
| Atoll School Construction | P-SCH025-001 | Multi Purpose Hall - L. Isdhoo School | 1,358,028 | 4,693,729 |
| Atoll School Construction | P-SCH026-001 | Const. of 6 classroom - GDh. Fiyoaree | 554,770 | 97,289 |
| Atoll School Construction | P-SCH027-001 | S.Maradhoo School New Building - 12 room | 1,079,375 | 4,307,820 |
| Atoll School Construction | P-SCH030-001 | GDH.Gaddhoo School MP Hall&office bildng | 1,428,367 | 2,141,292 |
| Atoll School Construction | P-SCH031-001 | Afeefudheen School Boundary Wall | 24,996 | 24,996 |
| Atoll School Construction | P-SCH032-001 | Const.12 Classroom in AEC, Kulhudufushi | 2,077,027 | 2,691,336 |
| Atoll School Construction | P-SCH033-001 | HA. Ihavandhoo School Multipurpose | 1,022,878 | 35,973 |
| Atoll School Construction | P-SCH034-001 | N. Lhohi School 6 Calsroom | | 57,367 |
| Atoll School Construction | P-SCH035-001 | Contruction of R.Kinolhas 6 Classroom | | 57,367 |
| Atoll School Construction | P-SCH036-001 | Dev. Of School - HA.Uligamu | 2,800,000 | |
| Atoll School Construction | P-SCH037-001 | Dev. Of School - HA.Maarandhoo | 1,500,000 | |
| Atoll School Construction | P-SCH038-001 | Dev. Of School - HA.Filladhoo | 2,400,000 | |
| Atoll School Construction | P-SCH039-001 | Dev. Of School - HA.Atoll | 2,600,000 | 2,462,173 |
| Atoll School Construction | P-SCH040-001 | Dev. Of School - Thuraakunu | 800,000 | |
| Atoll School Construction | P-SCH041-001 | Dev. Of School - HDh.Naivaadhoo | 700,000 | |
| Atoll School Construction | P-SCH043-001 | Dev. Of School - HDh.Nolhivaram | 1,500,000 | |
| Atoll School Construction | P-SCH044-001 | Dev. Of School - HDh.Finey | 2,100,000 | |
| Atoll School Construction | P-SCH045-001 | Dev. Of School - Sh.Narudhoo | 2,900,000 | 2,014,619 |
| Atoll School Construction | P-SCH046-001 | Dev. Of School - Sh.Lhaimagu | 2,700,000 | |
| Atoll School Construction | P-SCH047-001 | Dev. Of School - Sh.Atoll | 1,600,000 | |
| Atoll School Construction | P-SCH048-001 | Dev. Of School - Sh.Feevah | 1,500,000 | |
| Atoll School Construction | P-SCH049-001 | Dev. Of School - Sh.Foakaidhoo | 8,550,000 | 8,510,207 |
| Atoll School Construction | P-SCH050-001 | Dev. Of School - N.Henbadhoo | 2,700,000 | 2,353,322 |
| Atoll School Construction | P-SCH051-001 | Dev. Of School - N.Kudafaree | 2,000,000 | 2,311,854 |
| Atoll School Construction | P-SCH052-001 | Dev. Of School - N.Kendhikulhudhoo | 800,000 | |
| Atoll School Construction | P-SCH053-001 | Dev. Of School - N.Manadhoo | 2,900,000 | 2,304,199 |
| Atoll School Construction | P-SCH054-001 | Dev. Of School - N.Maalhendhoo | 1,800,000 | |
| Atoll School Construction | P-SCH055-001 | Dev. Of School - N.Miladhoo | 2,250,000 | 2,624,350 |
| Atoll School Construction | P-SCH056-001 | Dev. Of School - R.Hulhudhuffaaruu | 2,900,000 | 6,172 |
| Atoll School Construction | P-SCH057-001 | Dev. Of School - R.Rasmaadhoo | 1,900,000 | |
| Atoll School Construction | P-SCH058-001 | Dev. Of School - R.Innamaadhoo | 1,400,000 | |
| Atoll School Construction | P-SCH059-001 | Dev. Of School - HA.Inguraidhoo | 2,600,000 | |
| Atoll School Construction | P-SCH060-001 | Dev. Of School - R.Atoll | 1,400,000 | |
| Atoll School Construction | P-SCH061-001 | Dev. Of School - R.Fainu | 2,600,000 | |
| Atoll School Construction | P-SCH062-001 | Dev. Of School - R.Dhuvaafaru | 1,400,000 | 669,148 |
| Atoll School Construction | P-SCH063-001 | Dev. Of School - B.Kihaadhoo | 620,000 | |
| Atoll School Construction | P-SCH064-001 | Dev. Of School - B.Kendhoo | 1,800,000 | 2,562,658 |
| Atoll School Construction | P-SCH065-001 | Dev. Of School - K.Maafushi | 2,100,000 | |
| Atoll School Construction | P-SCH066-001 | Dev. Of School - K.Guraidhoo | 1,900,000 | |
| Atoll School Construction | P-SCH067-001 | Dev. Of School - K.Gulhi | 2,800,000 | |



Government of Maldives
Consolidated Financial Statements

| | | | | |
|---------------------------|--------------|---|-----------|-----------|
| Atoll School Construction | P-SCH068-001 | Dev. Of School - AA.Himandhoo | 2,900,000 | |
| Atoll School Construction | P-SCH069-001 | Dev. Of School - AA.Atoll | 2,750,000 | |
| Atoll School Construction | P-SCH070-001 | Dev. Of School - AA.Mathiveri | 2,790,000 | |
| Atoll School Construction | P-SCH071-001 | Dev. Of School - ADh.Atoll | 2,975,000 | |
| Atoll School Construction | P-SCH072-001 | Dev. Of School - Adh.Fenfushi | 800,000 | |
| Atoll School Construction | P-SCH073-001 | Dev. Of School - M.Naalaafushi | 1,200,000 | |
| Atoll School Construction | P-SCH075-001 | Dev. Of School - M.Mulaku | 2,400,000 | |
| Atoll School Construction | P-SCH076-001 | Dev. Of School - Moh. Jalaaludhin School | 2,550,000 | 2,681,564 |
| Atoll School Construction | P-SCH077-001 | Dev. Of School Hafiz Ahmed School | 2,400,000 | 2,131,799 |
| Atoll School Construction | P-SCH078-001 | Dev. Of School - Gn.Atoll | 1,800,000 | |
| Atoll School Construction | P-SCH079-001 | Dev. Of School - Fuvamulak School | 1,400,000 | 1,732,520 |
| Atoll School Construction | P-SCH080-001 | Dev. Of School - F.Bileidhoo | 2,000,000 | 2,866,998 |
| Atoll School Construction | P-SCH081-001 | Dev. Of School - Th.Hirilandhoo | 2,400,000 | |
| Atoll School Construction | P-SCH082-001 | Dev. Of School - Th.Buruni | 1,200,000 | 1,610,454 |
| Atoll School Construction | P-SCH083-001 | Dev. Of School - Th.Omadhoo | 2,700,000 | |
| Atoll School Construction | P-SCH084-001 | Dev. Of School - Th.Veymandoo | 2,400,000 | 1,309,138 |
| Atoll School Construction | P-SCH085-001 | Dev. Of School - Th.Madifushi | 1,600,000 | |
| Atoll School Construction | P-SCH086-001 | Dev. Of School - Th.Atoll | 1,600,000 | |
| Atoll School Construction | P-SCH087-001 | Dev. Of School - L.Hithadhoo | 1,000,000 | 943,039 |
| Atoll School Construction | P-SCH088-001 | Dev. Of School - L.Kunahandhoo | 700,000 | |
| Atoll School Construction | P-SCH088-002 | Constructn Of 4 Sch Clasrm-L.Kunahandhoo | 1,000,000 | |
| Atoll School Construction | P-SCH089-001 | Dev. Of School - L.Maavah | 1,800,000 | 1,357,769 |
| Atoll School Construction | P-SCH090-001 | Dev. Of School Mukurimagu School Office | 1,400,000 | 962,406 |
| Atoll School Construction | P-SCH091-001 | Dev. Of School - GA.Atoll | 1,500,000 | |
| Atoll School Construction | P-SCH092-001 | Dev. Of School - GDh.Vaadhoo | 1,800,000 | 1,996,441 |
| Atoll School Construction | P-SCH093-001 | Dev. Of School Sharafudin - S.Hithadhoo | 3,000,000 | 3,065,192 |
| Atoll School Construction | P-SCH094-001 | Dev. Of School - S.Hithadhoo | 1,800,000 | |
| Atoll School Construction | P-SCH095-001 | Dev. Of School - S.Atoll | 1,300,000 | 1,016,197 |
| Atoll School Construction | P-SCH096-001 | Dev. Of School - Irushadhiyya School | 2,550,000 | 2,259,463 |
| Atoll School Construction | P-SCH097-001 | Dev. Of School - S.Feydhoo | 800,000 | |
| Atoll School Construction | P-SCH098-001 | Dev. Of School - Sh.Feydhoo | 2,800,000 | 1,748,371 |
| Atoll School Construction | P-SCH099-001 | Dev. Of School - R.Maakurathu | 1,400,000 | |
| Atoll School Construction | P-SCH100-001 | Dev. Of School - Th.Gaadhiffushi | 2,100,000 | 1,336,879 |
| Atoll School Construction | P-SCH101-001 | Dev. Of School - Sh.Maauingoodhoo | 1,500,000 | 1,851,644 |
| Atoll School Construction | P-SCH102-001 | Dev. Of School - R.Vaadhoo | 1,600,000 | |
| Atoll School Construction | P-SCH103-001 | Dev. Of School - HDh.Atoll | 1,500,000 | |
| Atoll School Construction | P-SCH104-001 | Dev. Of School - Jalaaludhin School | 2,650,000 | 4,050 |
| Atoll School Construction | P-SCH105-001 | Dev. Of School - L.Fonadhoo | 2,900,000 | 1,582,717 |
| Atoll School Construction | P-SCH106-001 | Dev. Of School - B.Fulhadhoo | 500,000 | |
| Atoll School Construction | P-SCH107-001 | Dev. Of School - N.Atoll | 800,000 | |
| Atoll School Construction | P-SCH108-001 | Dev. Of School - N.Fohdhoo | 460,000 | |
| Atoll School Construction | P-SCH109-001 | Dev. Of School - HDh.Neykurendhoo | 75,000 | 391,052 |
| Atoll School Construction | P-SCH109-002 | School 4 Classroom - HDh.Neykurendhoo | 1,000,000 | |
| Atoll School Construction | P-SCH110-001 | Dev. Of School - HDh.Makunudhoo | 1,316,324 | |
| Atoll School Construction | P-SCH111-001 | Dev. Of School - AA.Ukulhas | 1,800,000 | 2,409,574 |
| Atoll School Construction | P-SCH112-001 | Dev. Of School - Th.Vilufushi | 1,500,000 | |
| Atoll School Construction | P-SCH114-001 | Dev.Of Schl Sultan Mohamed G.A.Dhobudhoo | 1,800,000 | 3,106,584 |
| Atoll School Construction | P-SCH115-001 | Dev. Of School - Dh.Meedhoo | 1,470,000 | 1,708,437 |



Government of Maldives
Consolidated Financial Statements

| | | | | |
|------------------------------|---------------|---|-----------------------|-----------------------|
| Atoll School Construction | P-SCH116-001 | Dev. Of School - V.Fulidhoo | 1,400,000 | |
| Atoll School Construction | P-SCH117-001 | Dev. Of School - HDh.Naivaadhoo | 65,000 | 51,200 |
| Atoll School Construction | P-SCH119-001 | Devel. Of Addu High School | 3,600,000 | 0 |
| Atoll School Construction | P-SCH120-001 | Devel. Of School - HDh.Kumundhoo | 1,800,000 | |
| Atoll School Construction | P-SCH121-001 | Devel. Of School - V.Keyodhoo | 1,500,000 | 0 |
| Atoll School Construction | P-SCH122-001 | Devel. Of School - L.Olhuvelifushi | 500,000 | |
| Atoll School Construction | P-SCH123-001 | Devel. Of School - N.Maafaru | 1,650,000 | |
| Atoll School Construction | P-SCH124-001 | Devel. Of School - N.Landhoo | 1,650,000 | |
| Atoll School Construction | P-SCH125-001 | Devel. Of School - HA.Molhadhoo | 500,000 | |
| Atoll School Construction | P-SCH126-001 | Devel. Of School - Sh.Goidhoo | 1,000,000 | |
| Atoll School Construction | P-SCH127-001 | Devel. Of School - Sh.Bileffahi | 1,000,000 | |
| Atoll School Construction | P-SCH128-001 | Devel. Of School - B.Thulhaadhoo | 1,500,000 | |
| Atoll School Construction | P-SCH129-001 | Devel. Of School - GDh.Hoandehdhoo | 1,000,000 | |
| Atoll School Construction | P-SCH130-001 | Devel. Of School - HA.Utheemu | 1,500,000 | |
| Atoll School Construction | P-SCH131-001 | Devel. Of Nooraanee School - S.Hithadhoo | 2,000,000 | |
| Atoll School Construction | P-SCH132-001 | Devel. Of School - Th.Thimarafushi | 1,500,000 | 0 |
| Atoll School Construction | P-SCH133-001 | Devel. Of School - K.Himmafushi | 1,000,000 | |
| Atoll School Construction | P-SCH134-001 | Devel. Of Muhyiddin School - Villimale' | 1,000,000 | |
| Atoll School Construction | P-SCH119-001 | Addu High School 12 classroom building | | 1,513,119 |
| Atoll School Construction | P-SCH121-001 | 2-Storey Building - V.Keyodhoo School | | 1,183,976 |
| Atoll School Construction | P-SCH132-001 | 6-classroom Building - Th.Thimarafushi School | | 2,000,862 |
| | Result | | 272,870,385.00 | 182,745,177.73 |
| Male' School Construction | P-MOE001-111 | 8 Storey Classroom Block Aminiya School | | 500,553 |
| Male' School Construction | P-MOE063-001 | Const. of new Building-Dharmavantha Schl | 29,225,972 | 24,854,089 |
| Male' School Construction | P-SCH028-001 | Const. of a New School in Hulhumale' | 18,000,000 | 25,407,564 |
| Male' School Construction | P-SCH029-001 | CHSE 8 Storey Classroom Block | 20,058,227 | 16,455,947 |
| | Result | | 67,284,199.00 | 67,218,153.09 |
| Ministry of Higher Education | P-SCH118-001 | Estab.Of St Art TIVET Inst Kulhudhufushi | 2,715,000 | 245,000 |
| Ministry of Higher Education | P-UNI005-001 | Estab. Of State of Art TIVET Inst Male | 2,715,000 | 395,115 |
| Ministry of Higher Education | P-UNI006-001 | Estab.Of St of Art TIVET Inst Fuvamulak | 2,715,000 | 210,000 |
| Ministry of Higher Education | P-UNI007-001 | Estab. Of Junior College - HA.Dhiidhoo | 320,000 | 175,000 |
| Ministry of Higher Education | P-UNI008-001 | Estab.Of Junr College N.Kendhikulhudhoo | 320,000 | 175,000 |
| Ministry of Higher Education | P-UNI012-001 | Dev.Of St of Art TIVET Intutn-R.Alifushi | 2,715,000 | 0 |
| Ministry of Higher Education | P-UNI014-001 | Const.of Polytech. Building-K.Thulusdhoo | | 119,000 |
| Ministry of Higher Education | # | Not assigned | | 175,000 |
| | Result | | 11,500,000.00 | 1,494,115.08 |
| Maldives National University | P-CHE001-006 | Establishment of Medical School | 60,000 | 20,193 |
| Maldives National University | P-CHE003-001 | Construction of a Hostel- G.Dh.Thinadhoo | 540,000 | |
| Maldives National University | P-CHE003-002 | Const.of staff block - Thinadhoo | 300,000 | |
| Maldives National University | P-MNU003-001 | 3storey classroom block-HDh.Kulhudufushi | | 258,241 |
| Maldives National University | P-MNU007-001 | Const.auditorium in HDh.Kulhuduf. campus | | 217,745 |
| Maldives National University | P-UNI009-001 | MNU Green House Building - S.Hithadhoo | 300,000 | 661,583 |
| Maldives National University | P-UNI010-001 | MNU Campus (Extension) - GDh.Thinadhoo | 350,000 | |
| Maldives National University | P-UNI011-001 | Estab.Of ICT Faculty Building Fuvamulaku | 2,000,000 | 519,688 |
| Maldives National University | P-UNI013-001 | Dev. Of Tourism Trainin Facility-L.Atoll | 13,500,000 | 0 |
| Maldives National University | # | Not assigned | | 583,063 |
| | Result | | 17,050,000.00 | 2,260,514.05 |
| Ministry of Health | P-HLT002-001 | Upgrading of Hospital - R.Ungoofaaru | 2,575,499 | 18,588,888 |




Government of Maldives
Consolidated Financial Statements

| | | | | |
|--------------------|--------------|---|------------|------------|
| Ministry of Health | P-HLT006-001 | Dh.Kudahuvadhoo Hospital New Building | 11,222,024 | |
| Ministry of Health | P-HLT009-001 | Tertiary Hospital -GDh.Thinadhoo | 19,939,024 | 24,955,325 |
| Ministry of Health | P-HLT010-001 | Upgr. Health Centre & Lab -GDh.Madaveli | 3,200,000 | 2,327,392 |
| Ministry of Health | P-HLT013-001 | Upgrading Health Centre - S.Hulhudhoo | 3,200,000 | |
| Ministry of Health | P-HLT018-001 | Ext. of N. Atoll Hospital - N. Manadhoo | 8,500,000 | 2,398,541 |
| Ministry of Health | P-HLT021-001 | Purch. Lab Equipment. - ADh.Dhigurah | 1,875,000 | 1,326,883 |
| Ministry of Health | P-HLT023-001 | Upgr. of Health Centre - Th. Vilufushi | 592,000 | 1,162,095 |
| Ministry of Health | P-HLT024-001 | Upgrading of Hospital - Th. Veymandoo | 117,853 | 450,724 |
| Ministry of Health | P-HLT027-001 | Dev. of Health Centre - N.Velidhoo | 4,000,000 | |
| Ministry of Health | P-HLT028-001 | Dev. of Health Centre - Lh.Hinnavaru | 5,000,000 | |
| Ministry of Health | P-HLT031-001 | Dev. of Health Centre - HA.Maarandhoo | 477,500 | 2,612,530 |
| Ministry of Health | P-HLT032-001 | Dev. of Health Centre - HA.Filladhoo | 1,031,250 | 1,385,136 |
| Ministry of Health | P-HLT033-001 | Dev. of Tertiary Hospital Kulhudhuffushi | 6,273,398 | 17,401,008 |
| Ministry of Health | P-HLT034-001 | Dev. of Health Centre - HDh.Makunudhoo | 455,000 | |
| Ministry of Health | P-HLT035-001 | Dev. of Health Centre - Sh.Kandithemu | 2,200,000 | |
| Ministry of Health | P-HLT036-001 | Dev. of Health Centre N.Kendhikulhudhoo | 1,076,000 | |
| Ministry of Health | P-HLT037-001 | Dev. of Health Centre - N.Maafaru | 455,000 | |
| Ministry of Health | P-HLT038-001 | Dev. of Health Centre - R.Hulhudhuffaaruu | 375,000 | 567,375 |
| Ministry of Health | P-HLT039-001 | Dev. of Health Centre - R.Inguraidhoo | 1,675,000 | |
| Ministry of Health | P-HLT040-001 | Dev. of Health Centre - R.Vaadhoo | 260,000 | 819,770 |
| Ministry of Health | P-HLT041-001 | Dev. of Health Centre - K.Thulusdhoo | 485,000 | |
| Ministry of Health | P-HLT042-001 | Dev. of Health Centre - K.Gaafaru | 3,675,000 | |
| Ministry of Health | P-HLT043-001 | Dev. of Health Centre - K.Guraidhoo | 335,000 | |
| Ministry of Health | P-HLT044-001 | Dev. of Health Centre - AA.Ukulhas | 455,000 | |
| Ministry of Health | P-HLT045-001 | Dev. of Health Centre - AA.Feridhoo | 465,500 | 2,726,149 |
| Ministry of Health | P-HLT046-001 | Dev. of Health Centre - AA.Thoddoo | 400,000 | |
| Ministry of Health | P-HLT047-001 | Dev. of Health Centre - M.Mulah | 455,000 | 1,939,045 |
| Ministry of Health | P-HLT048-001 | Dev. Hospital - Fuvamulak | 5,000,000 | 601,001 |
| Ministry of Health | P-HLT049-001 | Dev. of Health Centre - F.Feali | 840,000 | |
| Ministry of Health | P-HLT050-001 | Dev. of Health Centre - Th.Kandoodhoo | 440,000 | 2,095,938 |
| Ministry of Health | P-HLT051-001 | Dev. of Health Centre - Th.Kinbidhoo | 5,000,000 | 2,305,768 |
| Ministry of Health | P-HLT052-001 | Dev. of Health Centre - L.Maamendhoo | 455,000 | 1,582,752 |
| Ministry of Health | P-HLT053-001 | Dev. of Health Centre - GA.Nilandhoo | 700,000 | |
| Ministry of Health | P-HLT054-001 | Dev. of Health Centre - GA.Maamendhoo | 400,000 | 862,886 |
| Ministry of Health | P-HLT055-001 | Dev. of Health Centre - GA.Dhehvadhoo | 455,000 | |
| Ministry of Health | P-HLT056-001 | Dev. of Health Centre - GDh.Fiyoari | 455,000 | |
| Ministry of Health | P-HLT058-001 | Dev. of Health Centre - S.Hulhumeedhoo | 1,455,000 | |
| Ministry of Health | P-HLT059-001 | Dev. of Health Centre - Sh.Goidhoo | 4,290,075 | |
| Ministry of Health | P-HLT060-001 | Dev. Of Hospital - Th.Vilufushi | 8,000,000 | |
| Ministry of Health | P-HLT061-001 | Dev. of Health Centre - GA.Nilandhoo | 200,000 | 726,578 |
| Ministry of Health | P-HLT062-001 | Dev. of Health Centre - HA.Vashafaru | 160,000 | 1,518,305 |
| Ministry of Health | P-HLT063-001 | Dev. of Health Centre - Sh.Milandhoo | 1,400,000 | |
| Ministry of Health | P-HLT064-001 | Dev. of Health Centre - HA.Ihavandhoo | 100,000 | |
| Ministry of Health | P-HLT065-001 | Dev. of Health Centre - Th.Thimarafushi | 1,700,000 | |
| Ministry of Health | P-HLT066-001 | Dev. of Health Centre - R.Alifushi | 700,000 | |
| Ministry of Health | P-HLT067-001 | Tertiary Hospital Building - L.Gan | | 19,817,913 |
| Ministry of Health | P-HLT068-001 | Dev. of Health Centre - Adh.Maamigili | 3,500,000 | |
| Ministry of Health | P-HLT069-001 | Dev. of Tertiary Hospital - HDh.Finey | 500,000 | |



Government of Maldives
Consolidated Financial Statements

| | | | | |
|----------------------|---------------|--|-----------------------|-----------------------|
| Ministry of Health | P-HLT070-002 | Est Of Cath Lab, Pvt Rms Hyperbc Chamb | 23,334,390 | |
| Ministry of Health | P-HLT072-001 | Development of MBS Building | 4,750,000 | |
| Ministry of Health | P-HLT074-001 | Devel. of Sh.Atoll Hospital | 2,250,000 | 0 |
| Ministry of Health | P-HLT075-001 | Devel. of Health Centre - HA. Kelaa | 1,400,000 | 0 |
| Ministry of Health | P-HLT076-001 | Devel. of Health Centre - V.Keyodhoo | 2,850,000 | |
| Ministry of Health | P-HLT077-001 | Dev. of Tertiary Hospital - R.Ungoofaaru | 13,396,446 | 0 |
| Ministry of Health | P-HLT078-001 | Dev. of Tertiary Hospital -GDh.Thinadhoo | 22,500,000 | 0 |
| Ministry of Health | P-HLT079-001 | Dev.of Tertiary Hosptl-HDh.Kulhudhufushi | 22,500,000 | 0 |
| Ministry of Health | P-HLT082-001 | Dev. Of Kulhudhuffushi Regional Hospital | 10,387,423 | |
| Ministry of Health | P-HLT083-001 | Devel. Of Health Centre - N.Holhudhoo | 840,000 | 0 |
| Ministry of Health | P-HLT084-001 | Devel. Of Health Centre - R.Maakurathu | 500,000 | 0 |
| Ministry of Health | P-HLT085-001 | Dev. Of Health Centre - R.Angolhitheemu | 1,000,000 | 0 |
| Ministry of Health | P-HLT086-001 | Devel. Of Health Centre - R.Meedhoo | 1,500,000 | |
| Ministry of Health | P-HLT087-001 | Devel. Of Hospital - ADh.Mahibadhoo | 1,500,000 | 0 |
| Ministry of Health | P-HLT088-001 | Devel. Of Health Centre - Adh.Mandhoo | 1,500,000 | 0 |
| Ministry of Health | P-MOH007-039 | B.Eydhafushi AH Extension | 8,836,311 | 1,182,112 |
| Ministry of Health | P-MOH007-053 | Ga. Villingili Atoll Hospital Extention | 440,000 | |
| Ministry of Health | P-MOH007-056 | H.Dh Vaikaradhoo HC Ext ph 1 | 300,000 | 994,856 |
| Ministry of Health | P-MOH007-098 | B.thulhaadhoo Health Centre Extension | 1,385,000 | |
| Ministry of Health | P-MOH047-001 | Hlth Centr Infrast. Upgrd-Adh. Dhangethi | 2,387,500 | 1,267,002 |
| Ministry of Health | P-MOH085-001 | Extn HA. Atoll Hospital (Ha.Dhidhoo) | 12,964,455 | 210,000 |
| Ministry of Health | P-MOH090-001 | Extn Th. Atoll Hospital (Th.Veymandoo) | 440,000 | |
| Ministry of Health | P-MOH091-001 | Extn AA. Atoll Hospital (AA.Rasdho) | 440,000 | 410,667 |
| Ministry of Health | P-MOH122-001 | Const of Dhamanaveshi-Hdh.Kulhudhufushi | 3,600,000 | 33,000 |
| Ministry of Health | P-HLT087-001 | Upgrading A.Dh Mahibadhoo Atoll Hospital | | 1,795,716 |
| Ministry of Health | P-HLT088-001 | Upgrading A.Dh Mandhoo Health Centre | | 988,719 |
| Ministry of Health | P-HLT074-001 | Upgrading Sh.Funadhoo Atoll Hospital | | 569,645 |
| Ministry of Health | P-HLT075-001 | Upgrading H.A Kelaa Health Centre | | 67,615 |
| Ministry of Health | P-HLT077-001 | Dev. Of New Tertiary Hospital - R.Ungoofaaru | | 39,959,548 |
| Ministry of Health | P-HLT078-001 | Dev. Of New Tertiary Hospital - G.Dh Thinadhoo | | 3,076,998 |
| Ministry of Health | P-HLT079-001 | Dev. Of New Tertiary Hospital - H.Dh Kulhudhufushi | | 4,078,507 |
| Ministry of Health | P-HLT083-001 | Const of New Building - N.Holhudhoo Health Centre | | 437,111 |
| Ministry of Health | P-HLT084-001 | Extn R.Maakurathu Health Centre | | 227,253 |
| Ministry of Health | P-HLT085-001 | Estab of Lab - R.Angolhitheem Health Centre | | 295,620 |
| | Result | | 257,521,648.00 | 163,766,369.97 |
| IGMH | P-HLT071-001 | Development of IGMH Building | 4,500,000 | 1,202,225 |
| IGMH | P-HLT071-002 | IGMH OBG Consultation / RHC | 2,927,489 | 1,743,272 |
| IGMH | P-HLT071-003 | Upgrading IGMH CSSD | 2,657,289 | |
| IGMH | P-HLT071-004 | Upgrading IGMH Backhouse | 904,300 | 546,423 |
| IGMH | P-HLT071-005 | Estab. Mental Health Ward | 6,405,217 | 1,600,760 |
| IGMH | P-MOH065-001 | Const. of Dharumavantha Hospital | | 3,289,825 |
| IGMH | P-MOH065-003 | Medical Equipment for IGMH New Building | | 69,903,234 |
| | Result | | 17,394,295.00 | 78,285,738.09 |
| Hulhumale Hospital | P-HLT081-001 | Finishing of 6 Storey Building | 5,000,000 | 3,277,263 |
| Hulhumale Hospital | P-HLT081-002 | Ophthalmic & General Operation Theatre | 7,000,000 | |
| | Result | | 12,000,000.00 | 3,277,262.72 |
| National Drug Agency | P-RHB004-001 | Estab. Of NDA Wellness Centre | 7,625,000 | |
| National Drug Agency | P-RHB006-001 | Est Of Drg Ofndrs Remnd Ctr-K.Himmafushi | 4,500,000 | 2,424,346 |



Government of Maldives
Consolidated Financial Statements

| | | | | |
|------------------------------|---------------|---|----------------------|---------------------|
| National Drug Agency | # | Not assigned | | 543,468 |
| | Result | | 12,125,000.00 | 2,967,814.78 |
| Min. of Economic Development | P-HOU028-001 | Dev.Of Expt Acomodatn Facility-Hulhumale | 15,000,000 | |
| | Result | | 15,000,000.00 | |
| National Centre for the Arts | P-SOC052-001 | Devel. Of Olympus | | 0 |
| National Centre for the Arts | # | Not assigned | | 1,999,164 |
| | Result | | | 1,999,164.41 |
| Min. Youth, Sprts & Comm. | P-HYS002-013 | Dev of Male Youth Center | 32,510 | 2,134,744 |
| Min. Youth, Sprts & Comm. | P-HYS002-025 | Dev. of Huraa Youth Camp Site | 500,000 | |
| Min. Youth, Sprts & Comm. | P-HYS005-001 | Development of Henveyru football ground | 1,500,000 | |
| Min. Youth, Sprts & Comm. | P-HYS005-009 | Sports Infra.(FutsalGrnd)-R.Innamaadhoo | 69,388 | 69,388 |
| Min. Youth, Sprts & Comm. | P-HYS005-026 | Dev.of Football Ground-Ha.Dhidhdhoo | 300,523 | 1,326,439 |
| Min. Youth, Sprts & Comm. | P-HYS006-004 | Development of National Stadium | | 7,785,063 |
| Min. Youth, Sprts & Comm. | P-HYS006-008 | Sports Infra. (Futsal Ground)-L.Isdhoo | 1,000,000 | 695,347 |
| Min. Youth, Sprts & Comm. | P-HYS006-013 | Sports Infra.(Futsal Ground)-HA.Uligan | 1,300,000 | |
| Min. Youth, Sprts & Comm. | P-HYS006-029 | Dev. of Football Training School-Male'P1 | 5,000,000 | 794,054 |
| Min. Youth, Sprts & Comm. | P-HYS029-001 | Estab. of Sports Complex - S.Feydhoo | 1,600,000 | |
| Min. Youth, Sprts & Comm. | P-HYS070-001 | Sports Infra.(FutsalGrnd)-Th.Hirilandhoo | 437,489 | 1,160,784 |
| Min. Youth, Sprts & Comm. | P-HYS072-001 | Sports Infra.(Futsal,YC)-Dh.Maaenboodhoo | 693,878 | 788,671 |
| Min. Youth, Sprts & Comm. | P-HYS077-001 | Sports Infra. (FutsalGround)-B.Hithadhoo | 69,388 | 69,388 |
| Min. Youth, Sprts & Comm. | P-HYS081-001 | Sports Infra. (Futsal Ground)-Sh.Feydhoo | 69,420 | 69,420 |
| Min. Youth, Sprts & Comm. | P-HYS084-001 | Sports Infra.(FutsalGrnd)-Th.Veymandhoo | 31,279 | 567,739 |
| Min. Youth, Sprts & Comm. | P-HYS091-001 | Sports Infra. (Futsal Ground)-AA.Rasdhoo | 1,771,608 | 1,501,966 |
| Min. Youth, Sprts & Comm. | P-HYS105-001 | Sports Infra. (Futsal Ground)-M.Muli | 58,252 | 58,252 |
| Min. Youth, Sprts & Comm. | P-HYS113-001 | Sports Infra. (FutsalGrnd)-Dh.Hulhudheli | 693,878 | 668,625 |
| Min. Youth, Sprts & Comm. | P-HYS120-001 | Sports Infra. (FutsalGround)-Sh.Lhaimagu | 69,459 | 96,009 |
| Min. Youth, Sprts & Comm. | P-HYS124-001 | Sports Infra. (Futsal Ground)-Th.Omadhoo | 375,462 | 1,007,777 |
| Min. Youth, Sprts & Comm. | P-SOC014-001 | Devel. Of Youth Centre - M.Mulah | 909,179 | 781,666 |
| Min. Youth, Sprts & Comm. | P-SOC015-001 | Devel. Of Youth Centre - HA.Ihavandhoo | 2,909,179 | |
| Min. Youth, Sprts & Comm. | P-SOC017-001 | Devel. Of Youth Centre - R.Angolhitheemu | 340,000 | |
| Min. Youth, Sprts & Comm. | P-SOC019-001 | Devel. Of Youth Centre - R.Maduvvari | 2,375,000 | |
| Min. Youth, Sprts & Comm. | P-SOC020-001 | Dev.Of Yth Cnt (W Indo Hal) R.Dhuvaafaru | 5,000,000 | |
| Min. Youth, Sprts & Comm. | P-SOC021-001 | Devel. Of Youth Centre - F.Magoodhoo | 387,500 | |
| Min. Youth, Sprts & Comm. | P-SOC022-001 | Devel. Of Youth Centre - Dh.Meedhoo | 2,437,500 | |
| Min. Youth, Sprts & Comm. | P-SOC023-001 | Devel. Of Youth Centre - L.Kalaidhoo | 40,900 | 537,412 |
| Min. Youth, Sprts & Comm. | P-SOC025-001 | Devel. Of Youth Centre - L.Dhanbidhoo | 387,500 | |
| Min. Youth, Sprts & Comm. | P-SOC026-001 | Devel. Of Youth Centre - GDh.Hoandehdhoo | 888,000 | 682,357 |
| Min. Youth, Sprts & Comm. | P-SOC027-001 | Devel. Of Youth Centre - GDh.Nadella | 888,000 | 630,673 |
| Min. Youth, Sprts & Comm. | P-SOC028-001 | Devel. Of Youth Centre GDh.Faresmaathoda | 1,475,000 | |
| Min. Youth, Sprts & Comm. | P-SOC030-001 | Devel.Of Youth Centre - GA.Maamendhoo | 332,500 | |
| Min. Youth, Sprts & Comm. | P-SOC032-001 | Devel. Of Childrens Park - Villimale | 340,000 | |
| Min. Youth, Sprts & Comm. | P-SOC033-001 | Devel. Of Youth Centre - Th.Veymandoo | 909,179 | |
| Min. Youth, Sprts & Comm. | P-SOC034-001 | Devel. Of Youth Centre - AA.Ukulhas | 909,179 | |
| Min. Youth, Sprts & Comm. | P-SOC035-001 | Devel. Of Youth Centre - AA.Himandhoo | 1,260,000 | |
| Min. Youth, Sprts & Comm. | P-SOC036-001 | Devel. Of Youth Centre - L.Isdhoo | 1,260,000 | |
| Min. Youth, Sprts & Comm. | P-SOC051-001 | Dev. Of Social Ctrs - Greater Male Region | 1,800,000 | 0 |
| Min. Youth, Sprts & Comm. | P-SOC053-001 | Devel. Of Childrens Park - Sh.Milandhoo | 1,000,000 | |
| Min. Youth, Sprts & Comm. | P-SOC054-001 | Devel. Of Youth Centre - HA.Baarah | 1,000,000 | |



Government of Maldives
Consolidated Financial Statements

| | | | | |
|---------------------------|--------------|---|-----------|-----------|
| Min. Youth, Sprts & Comm. | P-SOC057-001 | Dev. Of Childrens Park - HDh.Nolhivaram | 1,000,000 | |
| Min. Youth, Sprts & Comm. | P-SOC058-001 | Devel. Of Social Centre - GDh.Fiyoaree | 1,000,000 | 0 |
| Min. Youth, Sprts & Comm. | P-SOC059-001 | Devel. Of Social Centre - Dh.Bandidhoo | 2,000,000 | |
| Min. Youth, Sprts & Comm. | P-SOC060-001 | Devel. Of Swimming Track - GA.Villingili | 1,000,000 | |
| Min. Youth, Sprts & Comm. | P-SOC061-001 | Devel. Of Childrens Park - L.Mundoo | 300,000 | 0 |
| Min. Youth, Sprts & Comm. | P-SOC062-001 | Dev. Of Social Centre - Dh.Maaenboodhoo | 500,000 | |
| Min. Youth, Sprts & Comm. | P-SPT003-001 | Dev. of Football Ground - R.Maakurathu | 1,538,126 | 724,343 |
| Min. Youth, Sprts & Comm. | P-SPT004-001 | Dev. of Football Ground - R.Meedhoo | 909,963 | 3,295,604 |
| Min. Youth, Sprts & Comm. | P-SPT005-001 | Upgr. of Football Ground - Lh.Hinnavaru | 868,958 | 2,199,435 |
| Min. Youth, Sprts & Comm. | P-SPT006-001 | Recla & Dev. Football Ground -Fenfushi | 738,487 | 4,317,068 |
| Min. Youth, Sprts & Comm. | P-SPT008-001 | Development of Youth Centre - S.Meedhoo | 1,260,000 | |
| Min. Youth, Sprts & Comm. | P-SPT009-001 | Stadium (FootballGround&Track)-S.Feydhoo | 1,818,180 | 1,326,180 |
| Min. Youth, Sprts & Comm. | P-SPT012-001 | Upgrading of Football Ground - HDh.Finey | 1,500,000 | |
| Min. Youth, Sprts & Comm. | P-SPT014-001 | Dev. of Football Ground - HA.Maarandhoo | 1,500,000 | 1,328,027 |
| Min. Youth, Sprts & Comm. | P-SPT018-001 | FootballGround Boundary Wall-HDh.Kurinbi | 475,000 | 1,413,645 |
| Min. Youth, Sprts & Comm. | P-SPT019-001 | Est. of Youth Centre - HDh.Vaikaradhoo | 1,260,000 | 53,000 |
| Min. Youth, Sprts & Comm. | P-SPT021-001 | Upg. of Football Ground - Lh. Kurendhoo | 4,000,000 | 740,871 |
| Min. Youth, Sprts & Comm. | P-SPT026-001 | Dev. Futsal Ground - L. Hithadhoo | 693,878 | 719,949 |
| Min. Youth, Sprts & Comm. | P-SPT029-001 | Dev. Futsal Ground - GA. Kondey | 57,500 | 580,280 |
| Min. Youth, Sprts & Comm. | P-SPT030-001 | Football Ground Turffing - S. Maradhoo | 1,500,000 | 1,357,968 |
| Min. Youth, Sprts & Comm. | P-SPT031-001 | Dev. of Youth Centre - Th.Vilufushi | 387,500 | |
| Min. Youth, Sprts & Comm. | P-SPT032-001 | Dev. of Football Ground - Th.Vilufushi | 499,304 | 249,304 |
| Min. Youth, Sprts & Comm. | P-SPT034-001 | Dev. Indo Sports Complex-Fuvahmulah City | 1,600,000 | |
| Min. Youth, Sprts & Comm. | P-SPT035-003 | Sports Arena Indo Complex - GD.Thinadhoo | 12,741 | |
| Min. Youth, Sprts & Comm. | P-SPT037-001 | Est. of Youth Centre - S. Hithadhoo | 303,060 | 530,032 |
| Min. Youth, Sprts & Comm. | P-SPT041-002 | Development of Swimming Track - Male' | 427,582 | 9,012,234 |
| Min. Youth, Sprts & Comm. | P-SPT047-001 | Devlopment Of Football Ground F.Nilandhoo | 207,756 | 207,756 |
| Min. Youth, Sprts & Comm. | P-SPT048-001 | Estab. Of Outdoor Gym - GA.Dhaandhoo | 75,000 | 117,864 |
| Min. Youth, Sprts & Comm. | P-SPT049-001 | Estab. Of Outdoor Gym S.MaradhooFeydhoo | 75,000 | 259,488 |
| Min. Youth, Sprts & Comm. | P-SPT052-001 | Estab. Of Futsal Ground - M.Kolhufushi | 65,018 | 414,723 |
| Min. Youth, Sprts & Comm. | P-SPT054-001 | Estab. Of Outdoor Gym - R.Meedhoo | 75,000 | 52,964 |
| Min. Youth, Sprts & Comm. | P-SPT055-001 | Dev. Of Football Grnd Stadm R.Dhuvaafaru | 1,718,673 | 4,888,123 |
| Min. Youth, Sprts & Comm. | P-SPT056-001 | Estab. Of Outdoor Gym - N.Maafaru | 75,000 | 103,022 |
| Min. Youth, Sprts & Comm. | P-SPT057-001 | Devel. Of Football Grnd Lh.Olhuvelifushi | 1,626,317 | 2,742,419 |
| Min. Youth, Sprts & Comm. | P-SPT059-001 | Estab. Of Outdoor Gym - GA.Kondey | 75,000 | 122,960 |
| Min. Youth, Sprts & Comm. | P-SPT062-001 | Estab. Of Outdoor Gym - HA.Thakandhoo | 75,000 | 167,779 |
| Min. Youth, Sprts & Comm. | P-SPT063-001 | Devel. Of Football Ground GA.Villingili | 345,868 | 2,732,781 |
| Min. Youth, Sprts & Comm. | P-SPT064-001 | Devel. Of Football Ground - N.Velidhoo | 1,483,986 | 1,105,813 |
| Min. Youth, Sprts & Comm. | P-SPT065-001 | Devel. Of Football Ground Adh.Maamigili | 536,573 | 909,841 |
| Min. Youth, Sprts & Comm. | P-SPT066-001 | Devel. Of Football Ground - R.Alifushi | 2,999,172 | 7,914,708 |
| Min. Youth, Sprts & Comm. | P-SPT067-001 | Devel. Of Football Ground - M.Dhiggaru | 2,250,000 | 2,068,063 |
| Min. Youth, Sprts & Comm. | P-SPT069-001 | Dev.Of Football Grnd Fuvamulak Hoadhandu | 953,717 | 822,599 |
| Min. Youth, Sprts & Comm. | P-SPT071-001 | Devel. Of Football Ground HA.Hoarafushi | 1,907,151 | 6,110,490 |
| Min. Youth, Sprts & Comm. | P-SPT074-001 | Devel.Of Football Ground HDh.Hanimaadhoo | 1,780,651 | 3,490,499 |
| Min. Youth, Sprts & Comm. | P-SPT075-001 | Devel. Of Swimming Track HDh.Hanimaadhoo | 712,500 | |
| Min. Youth, Sprts & Comm. | P-SPT076-001 | Devel. Of Football Grnd HDh.Neillaidhoo | 275,204 | 2,337,265 |
| Min. Youth, Sprts & Comm. | P-SPT077-001 | Estab. Of Outdoor Gym - HDh.Neykurendhoo | 75,000 | 95,163 |
| Min. Youth, Sprts & Comm. | P-SPT079-001 | Devel. Of Football Ground HDh.Nolhivaram | 1,780,651 | 2,505,663 |




Government of Maldives
Consolidated Financial Statements

| | | | | |
|---------------------------|--------------|---|-----------|-----------|
| Min. Youth, Sprts & Comm. | P-SPT081-001 | Devel. Of Football Ground Kulhudhuffushi | 1,780,651 | 3,099,854 |
| Min. Youth, Sprts & Comm. | P-SPT082-001 | Estab. Of Outdoor Gym - Kulhudhuffushi | 75,000 | 103,327 |
| Min. Youth, Sprts & Comm. | P-SPT083-001 | Devel. Of Football Ground - Sh.Milandhoo | 1,738,600 | 2,375,694 |
| Min. Youth, Sprts & Comm. | P-SPT084-001 | Estab.Of Indo Sport Complex Sh.Milandhoo | 42,400 | 148,400 |
| Min. Youth, Sprts & Comm. | P-SPT085-001 | Devel. Of Football Ground Sh.Foakaidhoo | 1,774,096 | 1,165,756 |
| Min. Youth, Sprts & Comm. | P-SPT086-001 | Devel. Of Football Ground - N.Holhudhoo | 210,345 | 727,470 |
| Min. Youth, Sprts & Comm. | P-SPT087-001 | Devel. Of Football Ground - N.Kudafari | 1,495,911 | 674,156 |
| Min. Youth, Sprts & Comm. | P-SPT088-001 | Devel.Of Football Grnd N.Kendhikulhudhoo | 1,151,575 | 1,105,925 |
| Min. Youth, Sprts & Comm. | P-SPT089-001 | Estab. Of Outdoor Gym - N.Manadhoo | 75,000 | 103,022 |
| Min. Youth, Sprts & Comm. | P-SPT090-001 | Devel. Of Football Ground - N.Miladhoo | 1,500,000 | 51,794 |
| Min. Youth, Sprts & Comm. | P-SPT091-001 | Devel. Of Football Ground B.Thulhaadhoo | 1,500,000 | |
| Min. Youth, Sprts & Comm. | P-SPT092-001 | Devel. Of Football Ground - K.Maafushi | 1,396,009 | 1,642,085 |
| Min. Youth, Sprts & Comm. | P-SPT093-001 | Estab. Of Outdoor Gym - K.Maafushi | 75,000 | 100,414 |
| Min. Youth, Sprts & Comm. | P-SPT094-001 | Estab. Of Outdoor Gym - AA.Thoddoo | 75,000 | 126,988 |
| Min. Youth, Sprts & Comm. | P-SPT096-001 | Estab. Of Futsal Ground - AA.Thoddoo | 70,336 | |
| Min. Youth, Sprts & Comm. | P-SPT097-001 | Estab. Of Futsal Ground Adh.Kunburudhoo | 693,878 | 846,269 |
| Min. Youth, Sprts & Comm. | P-SPT098-001 | Devel. Of Football Ground - V.Keyodhoo | 1,469,155 | 404,396 |
| Min. Youth, Sprts & Comm. | P-SPT099-001 | Estab. Of Outdoor Gym - M.Naalaafushi | 75,000 | 96,672 |
| Min. Youth, Sprts & Comm. | P-SPT100-001 | Dev.Of Football Grnd Fuvamulak Dhoodigan | 4,000,000 | 3,810,237 |
| Min. Youth, Sprts & Comm. | P-SPT101-001 | Devel. Of Indoor Volley Court - F.Feali | 1,547,500 | |
| Min. Youth, Sprts & Comm. | P-SPT102-001 | Estab. Of Futsal Ground - Dh.Bandidhoo | 693,878 | 1,918,323 |
| Min. Youth, Sprts & Comm. | P-SPT103-001 | Devel.Of Football Ground Dh.Kudahuvadhoo | 2,538,768 | 4,656,334 |
| Min. Youth, Sprts & Comm. | P-SPT104-001 | Devel. Of Football Ground Th.Kandoodhoo | 1,500,000 | |
| Min. Youth, Sprts & Comm. | P-SPT105-001 | Estab. Of Futsal Ground - Th.Kinbidhoo | 45,587 | 139,997 |
| Min. Youth, Sprts & Comm. | P-SPT106-001 | Estab. Of Outdoor Gym - Th.Kinbidhoo | 75,000 | 30,700 |
| Min. Youth, Sprts & Comm. | P-SPT107-001 | Devel. Of Football Ground Th.Dhiyamigili | 1,500,000 | 444,800 |
| Min. Youth, Sprts & Comm. | P-SPT108-001 | Devel.Of Football Ground Th.Thimarafushi | 2,304,791 | 6,350,144 |
| Min. Youth, Sprts & Comm. | P-SPT109-001 | Estab. Of Futsal Ground Th.Thimarafushi | 49,986 | 327,614 |
| Min. Youth, Sprts & Comm. | P-SPT110-001 | Estab. Of Outdoor Gym - L.Maabaidhoo | 75,000 | 151,836 |
| Min. Youth, Sprts & Comm. | P-SPT111-001 | Devel. Of Football Ground - L.Maamendhoo | 1,500,000 | 2,115,768 |
| Min. Youth, Sprts & Comm. | P-SPT112-001 | Upgrading Zone Stadium - L.Gan | 2,250,000 | 4,318,955 |
| Min. Youth, Sprts & Comm. | P-SPT113-001 | Devel. Of Football Ground - L.Gan | 347,429 | 369,469 |
| Min. Youth, Sprts & Comm. | P-SPT114-001 | Estab. Of Futsal Ground L.Gan Mukurimagu | 56,934 | |
| Min. Youth, Sprts & Comm. | P-SPT115-001 | Upgrading Zone Stadium - GDh.Thinadhoo | 707,500 | |
| Min. Youth, Sprts & Comm. | P-SPT116-001 | Devel. Of Football Ground GDh.Thinadhoo | 1,245,815 | 1,342,198 |
| Min. Youth, Sprts & Comm. | P-SPT117-001 | Estab. Of Outdoor Gym - GDh.Thinadhoo | 75,000 | 24,592 |
| Min. Youth, Sprts & Comm. | P-SPT118-001 | Devel. Of Football Ground - S.Hithadhoo | 1,500,000 | 2,369,989 |
| Min. Youth, Sprts & Comm. | P-SPT119-001 | Devel. Of Football Ground - S.Hulhudhoo | 1,905,613 | 1,958,716 |
| Min. Youth, Sprts & Comm. | P-SPT120-001 | Devel. Of Stadium - S.Feydhoo | 1,470,000 | 637,903 |
| Min. Youth, Sprts & Comm. | P-SPT121-001 | Devel. Of Football Ground - Sh.Funadhoo | 2,521,002 | 2,310,011 |
| Min. Youth, Sprts & Comm. | P-SPT122-001 | Estab. Of Outdoor Gym - K.Thulusdhoo | 75,000 | 85,884 |
| Min. Youth, Sprts & Comm. | P-SPT123-001 | Estab. Of Outdoor Gym - GDh.Gahdhoo | 75,000 | 122,960 |
| Min. Youth, Sprts & Comm. | P-SPT124-001 | Estab. Of Outdoor Gym - N.Maalhendhoo | 75,000 | 103,022 |
| Min. Youth, Sprts & Comm. | P-SPT125-001 | Estab. Of Outdoor Gym - HDh.Vaikaradhoo | 75,000 | 103,327 |
| Min. Youth, Sprts & Comm. | P-SPT127-001 | Estab. Of Outdoor Gym - R.Hulhudhuffaaruu | 75,000 | 134,537 |
| Min. Youth, Sprts & Comm. | P-SPT128-001 | Devel. Of Football Ground - Villimale | 1,500,000 | 1,105,194 |
| Min. Youth, Sprts & Comm. | P-SPT129-001 | Devel. Of Football Ground - GA.Dhaandhoo | 4,000,000 | 2,061,629 |
| Min. Youth, Sprts & Comm. | P-SPT131-001 | Estab. Of Outdoor Gym - HDh.Kumundhoo | 75,000 | 137,727 |



Government of Maldives
Consolidated Financial Statements

| | | | | |
|---------------------------|--------------|---|-----------|-----------|
| Min. Youth, Sprts & Comm. | P-SPT132-001 | Devel. Of Football Grnd HDh.Neykurendhoo | 1,500,000 | 1,257,426 |
| Min. Youth, Sprts & Comm. | P-SPT133-001 | Devel. Of Football Ground - N.Manadhoo | 2,000,000 | 3,764,918 |
| Min. Youth, Sprts & Comm. | P-SPT134-001 | Estab. Of Futsal Ground - Male Galolhu | 693,878 | |
| Min. Youth, Sprts & Comm. | P-SPT135-001 | Devel. Of Football Ground GA.Dhehvadhoo | 2,500,000 | 345,298 |
| Min. Youth, Sprts & Comm. | P-SPT138-001 | Devel. Of Football Ground - N.Maafaru | 1,500,000 | 5,710,908 |
| Min. Youth, Sprts & Comm. | P-SPT140-001 | Changing Turf on 3 Futsal Grnd-Hulhumale | 75,010 | 555,562 |
| Min. Youth, Sprts & Comm. | P-SPT141-001 | Developing Sub base - HA.Ihavandhoo | 600,000 | 2,181,286 |
| Min. Youth, Sprts & Comm. | P-SPT141-002 | Turfing Football Stadium - HA.Ihavandhoo | 1,780,651 | 2,492,911 |
| Min. Youth, Sprts & Comm. | P-SPT144-001 | Developing Sub base - HA.Thuraakunu | 1,122,810 | 1,393,635 |
| Min. Youth, Sprts & Comm. | P-SPT152-001 | Devel. Futsal Ground (DRC)-K.Himmafushi | 69,604 | 69,604 |
| Min. Youth, Sprts & Comm. | P-SPT155-001 | Devel. Swimming Pool - Male City | 44,939 | |
| Min. Youth, Sprts & Comm. | P-SPT156-001 | Devel. Futsal Ground - Lonuziyaaraikolhu | 69,373 | 568,923 |
| Min. Youth, Sprts & Comm. | P-SPT157-001 | Turfing Football Ground - K.Guraidhoo | 1,299,343 | 919,269 |
| Min. Youth, Sprts & Comm. | P-SPT157-002 | Developing Sub base - K.Guraidhoo | 78,842 | 1,731,272 |
| Min. Youth, Sprts & Comm. | P-SPT158-001 | Turfing Football Ground - K.Gulhi | 1,345,500 | 567,728 |
| Min. Youth, Sprts & Comm. | P-SPT158-002 | Developing Sub base - K.Gulhi | 40,713 | 839,148 |
| Min. Youth, Sprts & Comm. | P-SPT160-001 | Est.Lighting at Football Grnd-AA.Ukulhas | 800,000 | 988,998 |
| Min. Youth, Sprts & Comm. | P-SPT161-001 | Est. Rostrum at Football Grnd-AA.Maalhoo | 58,300 | 58,660 |
| Min. Youth, Sprts & Comm. | P-SPT166-001 | Instl. Light System at Stadium-Dh.Meedhoo | 800,000 | 988,998 |
| Min. Youth, Sprts & Comm. | P-SPT172-001 | Devel. Of Outdoor Gym - HA. Baarah | 75,000 | 53,346 |
| Min. Youth, Sprts & Comm. | P-SPT174-001 | Devel. Of Outdoor Gym - Sh. Foakaidhoo | 75,000 | 103,200 |
| Min. Youth, Sprts & Comm. | P-SPT175-001 | Devel. Of Outdoor Gym - Sh. Kanditheemu | 75,000 | 94,366 |
| Min. Youth, Sprts & Comm. | P-SPT176-001 | Devel. Of Outdoor Gym - N. Henbadhoo | 75,000 | 103,022 |
| Min. Youth, Sprts & Comm. | P-SPT177-001 | Devel. Of Outdoor Gym - N. Velidhoo | 75,000 | 103,022 |
| Min. Youth, Sprts & Comm. | P-SPT178-001 | Devel. Of Outdoor Gym - N. Kudafari | 75,000 | 103,022 |
| Min. Youth, Sprts & Comm. | P-SPT179-001 | Devel. Of Outdoor Gym - R. Maduvvari | 75,000 | 102,785 |
| Min. Youth, Sprts & Comm. | P-SPT180-001 | Devel. Of Outdoor Gym - R. Ungoofaaru | 75,000 | 102,785 |
| Min. Youth, Sprts & Comm. | P-SPT182-001 | Devel. Of Outdoor Gym - R. Inguraidhoo | 75,000 | 102,785 |
| Min. Youth, Sprts & Comm. | P-SPT183-001 | Devel. Of Outdoor Gym - R. Innamaadhoo | 75,000 | 140,660 |
| Min. Youth, Sprts & Comm. | P-SPT184-001 | Devel. Of Outdoor Gym - R. Fainu | 75,000 | 71,032 |
| Min. Youth, Sprts & Comm. | P-SPT185-001 | Devel. Of Outdoor Gym - B. Kamadhoo | 75,000 | 146,639 |
| Min. Youth, Sprts & Comm. | P-SPT186-001 | Devel. Of Outdoor Gym - B. Goidhoo | 75,000 | 250,534 |
| Min. Youth, Sprts & Comm. | P-SPT189-001 | Devel. Of Outdoor Gym - K. Himmafushi | 75,000 | 100,414 |
| Min. Youth, Sprts & Comm. | P-SPT190-001 | Devel. Of Outdoor Gym - K. Dhiffushi | 75,000 | 49,505 |
| Min. Youth, Sprts & Comm. | P-SPT191-001 | Devel. Of Outdoor Gym - Villimale' | 75,000 | 98,409 |
| Min. Youth, Sprts & Comm. | P-SPT192-001 | Devel. Of Outdoor Gym - AA. Ukulhas | 75,000 | 119,568 |
| Min. Youth, Sprts & Comm. | P-SPT193-001 | Devel. Of Outdoor Gym - AA. Himandhoo | 75,000 | 119,568 |
| Min. Youth, Sprts & Comm. | P-SPT196-001 | Devel. Of Outdoor Gym - Dh. Meedhoo | 75,000 | 117,024 |
| Min. Youth, Sprts & Comm. | P-SPT198-001 | Devel. Of Outdoor Gym - M. Veyvah | 75,000 | 77,168 |
| Min. Youth, Sprts & Comm. | P-SPT199-001 | Devel. Of Outdoor Gym - F. Dharanboodhoo | 75,000 | 97,520 |
| Min. Youth, Sprts & Comm. | P-SPT200-001 | Devel. Of Outdoor Gym - F. Feeali | 75,000 | 99,778 |
| Min. Youth, Sprts & Comm. | P-SPT201-001 | Devel. Of Outdoor Gym - Th. Hirilandhoo | 75,000 | 100,064 |
| Min. Youth, Sprts & Comm. | P-SPT202-001 | Devel. Of Outdoor Gym - Th. Kandoodhoo | 75,000 | 75,472 |
| Min. Youth, Sprts & Comm. | P-SPT203-001 | Devel. Of Outdoor Gym - L. Maavah | 75,000 | 121,264 |
| Min. Youth, Sprts & Comm. | P-SPT204-001 | Devel. Of Outdoor Gym - L. Isdhoo | 75,000 | 77,168 |
| Min. Youth, Sprts & Comm. | P-SPT206-001 | Devel. Of Outdoor Gym - L. Hithadhoo | 75,000 | 178,928 |
| Min. Youth, Sprts & Comm. | P-SPT207-001 | Devel. Of Outdoor Gym - L. Kalaidhoo | 150,000 | 22,000 |
| Min. Youth, Sprts & Comm. | P-SPT208-001 | Devel. Of Outdoor Gym - GA. Kolamaafushi | 75,000 | 120,416 |



Government of Maldives
Consolidated Financial Statements

| | | | | |
|---------------------------|--------------|---|-----------|-----------|
| Min. Youth, Sprts & Comm. | P-SPT209-001 | Devel. Of Outdoor Gym-GA. Kandubulhadhoo | 75,000 | 103,456 |
| Min. Youth, Sprts & Comm. | P-SPT210-001 | Devel. Of Outdoor Gym - GDh. Hoandeddhoo | 75,000 | 133,136 |
| Min. Youth, Sprts & Comm. | P-SPT211-001 | Estab. Of Synthetic Track - K.Male | 627,162 | 5,503,308 |
| Min. Youth, Sprts & Comm. | P-SPT213-001 | Dev. Football Ground - AA.Bodufulhadhoo | 1,000,000 | 0 |
| Min. Youth, Sprts & Comm. | P-SPT214-001 | Dev. Turf Grnd & Handball Court - B.Kandhoo | 5,000,000 | 0 |
| Min. Youth, Sprts & Comm. | P-SPT217-001 | Devel. Of National Netball Centre | | 0 |
| Min. Youth, Sprts & Comm. | P-SPT223-001 | Dev. Of Indoor Volley Court - Male City | 7,500,000 | 0 |
| Min. Youth, Sprts & Comm. | P-SPT225-001 | Dev. Of Football Ground - Sh.Kanditheemu | 3,500,000 | 0 |
| Min. Youth, Sprts & Comm. | P-SPT226-001 | Devel. Of Football Ground - R.Vaadhoo | 3,500,000 | 0 |
| Min. Youth, Sprts & Comm. | P-SPT227-001 | Devel. Of Football Ground - K.Kaashidhoo | 3,500,000 | 0 |
| Min. Youth, Sprts & Comm. | P-SPT228-001 | Devel. Of Football Ground - GDh.Gadhdhoo | 3,500,000 | 0 |
| Min. Youth, Sprts & Comm. | P-SPT229-001 | Devel. Of Skating Park - Fuvamulak City | 390,000 | |
| Min. Youth, Sprts & Comm. | P-SPT230-001 | Devel. Of Skating Park - B.Goidhoo | 390,000 | |
| Min. Youth, Sprts & Comm. | P-SPT231-001 | Devel. Of Futsal Ground - HA.Baarah | 195,000 | 0 |
| Min. Youth, Sprts & Comm. | P-SPT232-002 | Devel. Of Football Ground - Th.Madifushi | 1,000,000 | |
| Min. Youth, Sprts & Comm. | P-SPT233-001 | Dev. Of Volley Crt - HDh.Kulhudhuffushi | 500,000 | 0 |
| Min. Youth, Sprts & Comm. | P-SPT234-001 | Devel. Of Volley Court - S. Feydhoo | 500,000 | 0 |
| Min. Youth, Sprts & Comm. | P-SPT235-001 | Devel. Of Volley Court - Fuvahmulah City | 500,000 | 0 |
| Min. Youth, Sprts & Comm. | P-SPT236-001 | Devel. Of Volley Court - Th. Hirilandhoo | 500,000 | 0 |
| Min. Youth, Sprts & Comm. | P-SPT237-001 | Devel. Of Volley Court - GA. Villingili | 500,000 | 0 |
| Min. Youth, Sprts & Comm. | P-SPT238-001 | Devel. Of Volley Court - GA. Nilandhoo | 500,000 | 0 |
| Min. Youth, Sprts & Comm. | P-SPT239-001 | Devel. Of Volley Court - Th. Madifushi | 500,000 | 0 |
| Min. Youth, Sprts & Comm. | P-SPT240-001 | Devel. Of Volley Court - F. Nilandhoo | 500,000 | 0 |
| Min. Youth, Sprts & Comm. | P-SPT241-001 | Devel. Of Volley Court - M. Dhiggaru | 500,000 | 0 |
| Min. Youth, Sprts & Comm. | P-SPT242-001 | Devel. Of Volley Court - V. Keyodhoo | 500,000 | 0 |
| Min. Youth, Sprts & Comm. | P-SPT243-001 | Devel. Of Volley Court - V. Felidhoo | 500,000 | 0 |
| Min. Youth, Sprts & Comm. | P-SPT244-001 | Devel. Of Volley Court - K. Thulusdhoo | 500,000 | 0 |
| Min. Youth, Sprts & Comm. | P-SPT245-001 | Devel. Of Volley Court - Lh. Hinnavaru | 500,000 | 0 |
| Min. Youth, Sprts & Comm. | P-SPT246-001 | Devel. Of Volley Court - B. Goidhoo | 500,000 | 0 |
| Min. Youth, Sprts & Comm. | P-SPT247-001 | Devel. Of Volley Court - B. Kendhoo | 500,000 | 0 |
| Min. Youth, Sprts & Comm. | P-SPT248-001 | Devel. Of Volley Court - M. Mulah | 500,000 | 0 |
| Min. Youth, Sprts & Comm. | P-SPT249-001 | Devel. Of Volley Court - Sh. Funadhoo | 500,000 | 0 |
| Min. Youth, Sprts & Comm. | P-SPT250-001 | Devel. Of Volley Court - L. Fonadhoo | 500,000 | 0 |
| Min. Youth, Sprts & Comm. | P-SPT251-001 | Devel. Of Volley Court - HDh. Finey | 500,000 | 0 |
| Min. Youth, Sprts & Comm. | P-SPT253-001 | Devel. Of Futsal Ground - S.Meedhoo | 225,000 | 0 |
| Min. Youth, Sprts & Comm. | P-SPT254-001 | Devel. Of Surf Track - Fuvahmulah City | 250,000 | |
| Min. Youth, Sprts & Comm. | P-SPT255-001 | Devel. Of Surf Track - GDh. Vaadhoo | 250,000 | 0 |
| Min. Youth, Sprts & Comm. | P-SPT256-001 | Devel. Of Surf Track - GDh. Gaddhoo | 250,000 | |
| Min. Youth, Sprts & Comm. | P-SPT257-001 | Devel. Of Surf Track - L. Maabaidhoo | 250,000 | |
| Min. Youth, Sprts & Comm. | P-SPT258-001 | Devel. Of Surf Track - K. Himmafushi | 250,000 | |
| Min. Youth, Sprts & Comm. | P-SPT259-001 | Devel. Of Surf Track - K. Thulusdhoo | 250,000 | |
| Min. Youth, Sprts & Comm. | P-SPT260-001 | Devel. Of Surf Track - R. Rasmaadhoo | 250,000 | |
| Min. Youth, Sprts & Comm. | P-SPT261-001 | Devel. Of Surf Track - N. Lhohi | 250,000 | |
| Min. Youth, Sprts & Comm. | P-SPT262-001 | Dev. Of Football Ground - HA. Muraidhoo | 3,000,000 | 0 |
| Min. Youth, Sprts & Comm. | P-SPT263-001 | Devel. Of Sports Complex - R. Alifushi | 1,352,500 | |
| Min. Youth, Sprts & Comm. | P-SPT264-001 | Devel. Of Football Ground - HA.Dhiidhoo | 500,000 | |
| Min. Youth, Sprts & Comm. | P-SPT265-001 | Devel. Of Volley Court - F.Magoodhoo | 500,000 | 0 |
| Min. Youth, Sprts & Comm. | P-SPT266-001 | Devel. Of Football Ground - AA.Himandhoo | 500,000 | 0 |



Government of Maldives
Consolidated Financial Statements

| | | | | |
|---------------------------|--------------|---|-----------|-----------|
| Min. Youth, Sprts & Comm. | P-SPT267-001 | Devel. Of Badminton Court - GA.Dhaandhoo | 1,500,000 | 0 |
| Min. Youth, Sprts & Comm. | P-SPT268-001 | Devel. Of Volley Court - GA.Dhaandhoo | 500,000 | 0 |
| Min. Youth, Sprts & Comm. | P-SPT269-001 | Devel. Of Stadium - Fuvahmulah City | 2,000,000 | 0 |
| Min. Youth, Sprts & Comm. | P-SPT270-001 | Dev. Of Futsl Grnd-Fuvahmulah Dhiguvaadu | 2,000,000 | 0 |
| Min. Youth, Sprts & Comm. | P-SPT271-001 | Devel. Of Football Ground - AA.Thoddoo | 1,500,000 | 0 |
| Min. Youth, Sprts & Comm. | P-SPT272-001 | Devel. Of Football Ground - Sh.Feevah | 500,000 | 0 |
| Min. Youth, Sprts & Comm. | P-SPT273-001 | Devel. Of Volley Court - Sh.Milandhoo | 300,000 | 0 |
| Min. Youth, Sprts & Comm. | P-SPT274-001 | Dev. Of Futsal Ground - HDh.Vaikaradhoo | 1,000,000 | 0 |
| Min. Youth, Sprts & Comm. | P-SPT275-001 | Devel. Of Netball Court - HDh.Kurinbi | 500,000 | |
| Min. Youth, Sprts & Comm. | P-SPT276-001 | Devel. Of Volley Court - HDh.Kumundhoo | 300,000 | 0 |
| Min. Youth, Sprts & Comm. | P-SPT277-001 | Dev. Of Volley Court - HDh.Neykurendhoo | 300,000 | 0 |
| Min. Youth, Sprts & Comm. | P-SPT278-001 | Dev. Of Handball Court - HDh.Makunudhoo | 400,000 | |
| Min. Youth, Sprts & Comm. | P-SPT279-001 | Devel. Of Youth Centre - S.Maradhoo | 2,000,000 | |
| Min. Youth, Sprts & Comm. | P-SPT280-001 | Dev. Of Football Ground Seats - HA. Kela | 2,000,000 | 0 |
| Min. Youth, Sprts & Comm. | P-SPT281-001 | Devel. Of Football Ground - L.Fonadhoo | 1,000,000 | |
| Min. Youth, Sprts & Comm. | P-SPT282-001 | Dev. Of Indr Voley Crt - S.Maradhoofeydhoo | 2,000,000 | 0 |
| Min. Youth, Sprts & Comm. | P-SPT283-001 | Devel. Of Football Ground - K.Dhiffushi | 500,000 | 0 |
| Min. Youth, Sprts & Comm. | P-SPT284-001 | Dev. Of Football Ground - B.Dharavandhoo | 2,000,000 | 0 |
| Min. Youth, Sprts & Comm. | P-SPT285-001 | Devel. Of Volley Court - V.Fulidhoo | 1,000,000 | 0 |
| Min. Youth, Sprts & Comm. | P-SPT286-001 | Devel. Of Volley Court - GA.Kolamaafushi | 500,000 | 0 |
| Min. Youth, Sprts & Comm. | P-SPT287-001 | Devel. Of Outdoor Gym - L.Dhanbidhoo | 150,000 | |
| Min. Youth, Sprts & Comm. | P-SOC051-001 | Dev. Of Social Ctrs - Greater Male Region | | 184,500 |
| Min. Youth, Sprts & Comm. | P-SOC058-001 | Devel. Of Social Centre - GDh.Fiyoaree | | 789,979 |
| Min. Youth, Sprts & Comm. | P-SPT213-001 | Dev. Football Ground - AA.Bodufulhadhoo | | 482,464 |
| Min. Youth, Sprts & Comm. | P-SPT214-001 | Dev. Turf Grnd & Handball Court - B.Kandhoo | | 284,879 |
| Min. Youth, Sprts & Comm. | P-SPT217-001 | Devel. Of National Netball Centre | | 3,485,751 |
| Min. Youth, Sprts & Comm. | P-SPT223-001 | Dev. Of Indoor Volley Court - Male City | | 1,561,074 |
| Min. Youth, Sprts & Comm. | P-SPT225-001 | Dev. Of Football Ground - Sh.Kanditheemu | | 531,280 |
| Min. Youth, Sprts & Comm. | P-SPT226-001 | Devel. Of Football Ground - R.Vaadhoo | | 100,000 |
| Min. Youth, Sprts & Comm. | P-SPT227-001 | Devel. Of Football Ground - K.Kaashidhoo | | 536,333 |
| Min. Youth, Sprts & Comm. | P-SPT228-001 | Devel. Of Football Ground - GDh.Gadhdhoo | | 2,302,161 |
| Min. Youth, Sprts & Comm. | P-SPT231-001 | Devel. Of Futsal Ground - HA.Baarah | | 693,373 |
| Min. Youth, Sprts & Comm. | P-SPT233-001 | Dev. Of Volley Crt - HDh.Kulhudhuffushi | | 315,937 |
| Min. Youth, Sprts & Comm. | P-SPT234-001 | Devel. Of Volley Court - S. Feydhoo | | 494,947 |
| Min. Youth, Sprts & Comm. | P-SPT235-001 | Devel. Of Volley Court - Fuvahmulah City | | 249,210 |
| Min. Youth, Sprts & Comm. | P-SPT236-001 | Devel. Of Volley Court - Th. Hirilandhoo | | 216,121 |
| Min. Youth, Sprts & Comm. | P-SPT237-001 | Devel. Of Volley Court - GA. Villingili | | 304,460 |
| Min. Youth, Sprts & Comm. | P-SPT238-001 | Devel. Of Volley Court - GA. Nilandhoo | | 249,210 |
| Min. Youth, Sprts & Comm. | P-SPT239-001 | Devel. Of Volley Court - Th. Madifushi | | 216,121 |
| Min. Youth, Sprts & Comm. | P-SPT240-001 | Devel. Of Volley Court - F. Nilandhoo | | 249,210 |
| Min. Youth, Sprts & Comm. | P-SPT241-001 | Devel. Of Volley Court - M. Dhiggaru | | 247,921 |
| Min. Youth, Sprts & Comm. | P-SPT242-001 | Devel. Of Volley Court - V. Keyodhoo | | 216,121 |
| Min. Youth, Sprts & Comm. | P-SPT243-001 | Devel. Of Volley Court - V. Felidhoo | | 202,510 |
| Min. Youth, Sprts & Comm. | P-SPT244-001 | Devel. Of Volley Court - K. Thulusdhoo | | 218,195 |
| Min. Youth, Sprts & Comm. | P-SPT245-001 | Devel. Of Volley Court - Lh. Hinnavaru | | 283,325 |
| Min. Youth, Sprts & Comm. | P-SPT246-001 | Devel. Of Volley Court - B. Goidhoo | | 202,486 |
| Min. Youth, Sprts & Comm. | P-SPT247-001 | Devel. Of Volley Court - B. Kendhoo | | 194,592 |
| Min. Youth, Sprts & Comm. | P-SPT248-001 | Devel. Of Volley Court - M. Mulah | | 1,350 |




Government of Maldives
Consolidated Financial Statements

| | | | | |
|--------------------------------|---------------|--|-----------------------|-----------------------|
| Min. Youth, Sprts & Comm. | P-SPT249-001 | Devel. Of Volley Court - Sh. Funadhoo | | 194,592 |
| Min. Youth, Sprts & Comm. | P-SPT250-001 | Devel. Of Volley Court - L. Fonadhoo | | 216,121 |
| Min. Youth, Sprts & Comm. | P-SPT251-001 | Devel. Of Volley Court - HDh. Finey | | 194,592 |
| Min. Youth, Sprts & Comm. | P-SPT253-001 | Devel. Of Futsal Ground - S.Meedhoo | | 696,506 |
| Min. Youth, Sprts & Comm. | P-SPT255-001 | Devel. Of Surf Track - GDh. Vaadhoo | | 298,353 |
| Min. Youth, Sprts & Comm. | P-SPT262-001 | Dev. Of Football Ground - HA. Muraidhoo | | 874,725 |
| Min. Youth, Sprts & Comm. | P-SPT265-001 | Devel. Of Volley Court - F.Magoodhoo | | 249,210 |
| Min. Youth, Sprts & Comm. | P-SPT266-001 | Devel. Of Football Ground - AA.Himandhoo | | 296,141 |
| Min. Youth, Sprts & Comm. | P-SPT267-001 | Devel. Of Badminton Court - GA.Dhaandhoo | | 1,455,961 |
| Min. Youth, Sprts & Comm. | P-SPT268-001 | Devel. Of Volley Court - GA.Dhaandhoo | | 249,210 |
| Min. Youth, Sprts & Comm. | P-SPT269-001 | Devel. Of Stadium - Fuvahmulah City | | 702,582 |
| Min. Youth, Sprts & Comm. | P-SPT270-001 | Dev. Of Futsal Grnd-Fuvahmulah Dhiguvaadu | | 793,380 |
| Min. Youth, Sprts & Comm. | P-SPT271-001 | Devel. Of Football Ground - AA.Thoddoo | | 697,215 |
| Min. Youth, Sprts & Comm. | P-SPT272-001 | Devel. Of Football Ground - Sh.Feevah | | 34,734 |
| Min. Youth, Sprts & Comm. | P-SPT273-001 | Devel. Of Volley Court - Sh.Milandhoo | | 194,592 |
| Min. Youth, Sprts & Comm. | P-SPT274-001 | Dev. Of Futsal Ground - HDh.Vaikaradhoo | | 498,944 |
| Min. Youth, Sprts & Comm. | P-SPT276-001 | Devel. Of Volley Court - HDh.Kumundhoo | | 208,192 |
| Min. Youth, Sprts & Comm. | P-SPT277-001 | Dev. Of Volley Court - HDh.Neykurendhoo | | 194,592 |
| Min. Youth, Sprts & Comm. | P-SPT280-001 | Dev. Of Football Ground Seats - HA. Kelaa | | 737,396 |
| Min. Youth, Sprts & Comm. | P-SPT282-001 | Dev. Of Indr Voley Crt - S.Maradhoofeydhoo | | 1,593,745 |
| Min. Youth, Sprts & Comm. | P-SPT283-001 | Devel. Of Football Ground - K.Dhiffushi | | 602,697 |
| Min. Youth, Sprts & Comm. | P-SPT284-001 | Dev. Of Football Ground - B.Dharavandhoo | | 783,030 |
| Min. Youth, Sprts & Comm. | P-SPT285-001 | Devel. Of Volley Court - V.Fulidhoo | | 337,327 |
| Min. Youth, Sprts & Comm. | P-SPT286-001 | Devel. Of Volley Court - GA.Kolamaafushi | | 249,210 |
| Min. Youth, Sprts & Comm. | P-SOC061-001 | Devel. Of Childrens Park - L.Mundoo | | 409,733 |
| | Result | | 226,206,050.00 | 199,149,982.71 |
| Min. Ntnl. Plan. Housing&infra | P-AIR001-002 | Upgrading of Airport - Hdh.Hanimaadhoo | 3,747,049 | |
| Min. Ntnl. Plan. Housing&infra | P-AIR003-001 | Establishment of Airport - M.Muli | | 6,905,332 |
| Min. Ntnl. Plan. Housing&infra | P-AIR004-001 | Developing Airport - Faresmaathoda | 9,000,000 | 23,612,477 |
| Min. Ntnl. Plan. Housing&infra | P-AIR006-001 | Dev. Of Domstic Airprts on Mulpte Islas | 50,000,000 | 0 |
| Min. Ntnl. Plan. Housing&infra | P-AIR007-001 | Upgrading of Airport - S.Gan | 1,134,783 | |
| Min. Ntnl. Plan. Housing&infra | P-AIR008-001 | Devel. Of Airport - HDh.Kulhudhuffushi | 21,504,818 | |
| Min. Ntnl. Plan. Housing&infra | P-AIR009-001 | Dev. Of Airport - GDh.Maavarulu | 20,181,579 | |
| Min. Ntnl. Plan. Housing&infra | P-AIR010-001 | Devel. Of Airport - Sh.Funadhoo | 16,687,876 | |
| Min. Ntnl. Plan. Housing&infra | P-AIR011-001 | Devel. Of Airport - HA.Hoarafushi | 9,551,100 | |
| Min. Ntnl. Plan. Housing&infra | P-BRG001-001 | Bridge Const. Study GA.Villigili-Kooddoo | 1,000,000 | |
| Min. Ntnl. Plan. Housing&infra | P-CPT046-001 | Coastal Protection - B.Dhonfanu | 1,000,000 | 40,116 |
| Min. Ntnl. Plan. Housing&infra | P-CPT047-001 | Coastal Protection - R.Hulhudhuffaaru | 1,265,903 | |
| Min. Ntnl. Plan. Housing&infra | P-CPT050-001 | Coastal Protection - HA.Hoarafushi | 6,329,286 | 4,750,702 |
| Min. Ntnl. Plan. Housing&infra | P-CPT051-001 | Coastal Protection - Adh.Kunburudhoo | 2,613,189 | |
| Min. Ntnl. Plan. Housing&infra | P-CPT052-001 | Coastal Protection - Adh.Dhigurah | 1,000,000 | |
| Min. Ntnl. Plan. Housing&infra | P-CPT053-001 | Coastal Protection - HA.Dhihdhoo | 5,169,784 | 0 |
| Min. Ntnl. Plan. Housing&infra | P-CPT054-001 | Coastal Protection - R.Maduvvari | 1,301,382 | |
| Min. Ntnl. Plan. Housing&infra | P-CPT055-001 | Coastal Protection - B.Maalhoo | 2,057,364 | |
| Min. Ntnl. Plan. Housing&infra | P-CPT056-001 | Coastal Protection - M.Maduvvari | 1,167,931 | |
| Min. Ntnl. Plan. Housing&infra | P-CPT057-001 | Coastal Protection - M.Muli | 2,733,268 | |
| Min. Ntnl. Plan. Housing&infra | P-CPT058-001 | Coastal Protection - R.Ungoofaaru | 911,375 | |
| Min. Ntnl. Plan. Housing&infra | P-CPT060-001 | Coastal Protection - V.Rakeedhoo | 3,846,632 | |




Government of Maldives
Consolidated Financial Statements

| | | | | |
|--------------------------------|--------------|--|-----------|------------|
| Min. Ntnl. Plan. Housing&infra | P-CPT061-001 | Coastal Protection - B.Dharavandhoo | 3,732,174 | |
| Min. Ntnl. Plan. Housing&infra | P-CPT062-001 | Coastal Protection - K.Himmafushi | 1,050,000 | |
| Min. Ntnl. Plan. Housing&infra | P-CPT063-001 | Coastal Protection - B.Kudarikilu | 3,652,071 | 0 |
| Min. Ntnl. Plan. Housing&infra | P-CPT065-001 | Coastal Protection - R.Faniu | 840,417 | |
| Min. Ntnl. Plan. Housing&infra | P-CRN002-001 | Covid Quarantine Facility-S.Hithadhoo | 120,000 | 122,340 |
| Min. Ntnl. Plan. Housing&infra | P-CRN003-001 | Covid Quarantine Facility-Fuvamulak | 15,644 | 15,262 |
| Min. Ntnl. Plan. Housing&infra | P-CRN004-001 | Covid Regional Centre-L.Gan | 128,175 | 127,017 |
| Min. Ntnl. Plan. Housing&infra | P-CRN005-001 | Covid Health Facility-GA.Villingili | 305,654 | |
| Min. Ntnl. Plan. Housing&infra | P-CRN006-001 | Covid Regional Centre-B.Eydhafushi | 660,458 | |
| Min. Ntnl. Plan. Housing&infra | P-CRN007-001 | Covid Health Facility -Sh.Funadhoo | 629,478 | |
| Min. Ntnl. Plan. Housing&infra | P-CRN011-001 | Dev. Of Covid Facility - GDh.Thinadhoo | 191,040 | 3,488,727 |
| Min. Ntnl. Plan. Housing&infra | P-DRG006-001 | Estab. Drainage System - HA.Dhihdhoo | 1,000,000 | |
| Min. Ntnl. Plan. Housing&infra | P-DRG007-001 | Estab. Drainage System - Kulhudhuffushi | 1,000,000 | |
| Min. Ntnl. Plan. Housing&infra | P-DRG008-001 | Estab. Drainage System - HDh.Vaikaradhoo | 1,000,000 | 4,560 |
| Min. Ntnl. Plan. Housing&infra | P-DRG009-001 | Estab. Drainage System - Dh.Kudahuvadhoo | 1,000,000 | |
| Min. Ntnl. Plan. Housing&infra | P-DRG010-001 | Estab. Drainage System - Th.Veymandoo | 1,000,000 | |
| Min. Ntnl. Plan. Housing&infra | P-DRG011-001 | Estab. Drainage System - Th.Thimarafushi | 400,000 | |
| Min. Ntnl. Plan. Housing&infra | P-DRG013-001 | Estab. Water & Sewerage System-L.Mundoo | 7,341,600 | 5,409,083 |
| Min. Ntnl. Plan. Housing&infra | P-DRG014-001 | Estab. Water & Sewerage System-GA.Kondey | 7,341,600 | 5,394,406 |
| Min. Ntnl. Plan. Housing&infra | P-DRG015-001 | Estab. Water & Sewerage-GDh.Rathafandhoo | 8,871,100 | 5,053,910 |
| Min. Ntnl. Plan. Housing&infra | P-HBR002-001 | Upgrading of Harbour - R. Rasgetheemu | 7,045,512 | 19,084,066 |
| Min. Ntnl. Plan. Housing&infra | P-HBR003-001 | V. Keyodhoo Harbor (Phase 2) | 1,515,449 | 11,000 |
| Min. Ntnl. Plan. Housing&infra | P-HBR004-001 | Habour Construction - HA.Molhadhoo | 3,280,477 | 9,330,739 |
| Min. Ntnl. Plan. Housing&infra | P-HBR005-001 | Upgrading of Harbour - HDh.Nellaidhoo | 6,138,334 | 21,997,023 |
| Min. Ntnl. Plan. Housing&infra | P-HBR006-001 | Development of slipway - HDh.Makunodhoo | 1,000,000 | |
| Min. Ntnl. Plan. Housing&infra | P-HBR007-001 | Reconstruction of Harbour - Sh.Feevah | 5,090,275 | 16,729,625 |
| Min. Ntnl. Plan. Housing&infra | P-HBR008-001 | Upgr.Habour&Shore Protection-Sh.Lhaimagu | 8,700,847 | 2,666,964 |
| Min. Ntnl. Plan. Housing&infra | P-HBR009-001 | Upgrading of Harbour - Sh.Noomaraa | 543,922 | 4,431,762 |
| Min. Ntnl. Plan. Housing&infra | P-HBR010-001 | Upgrading of Harbour - Sh.Bileffahi | 6,305,604 | |
| Min. Ntnl. Plan. Housing&infra | P-HBR011-001 | Upgrading of Harbour - Sh.Feydhoo | 6,612,421 | 2,528,516 |
| Min. Ntnl. Plan. Housing&infra | P-HBR012-001 | Upgrading of Harbour - Sh.Komandoo | 1,722,582 | 5,039,557 |
| Min. Ntnl. Plan. Housing&infra | P-HBR013-001 | Upgrading of Harbour - N.Miladhoo | 6,325,695 | 1,086,102 |
| Min. Ntnl. Plan. Housing&infra | P-HBR014-001 | Upgrading of Harbour - N.Landhoo | 6,854,992 | |
| Min. Ntnl. Plan. Housing&infra | P-HBR015-001 | Habour Construction - R.Maduvvari | 8,538,616 | 39,422,216 |
| Min. Ntnl. Plan. Housing&infra | P-HBR016-001 | Upgrading of Harbour - R.Rasmadhoo | 4,526,182 | 13,625,816 |
| Min. Ntnl. Plan. Housing&infra | P-HBR017-001 | Upgrading of Harbour - B.Goidhoo | 200,000 | |
| Min. Ntnl. Plan. Housing&infra | P-HBR021-001 | Habour Construction - ADh.Mandhoo | 8,153,311 | 3,640 |
| Min. Ntnl. Plan. Housing&infra | P-HBR022-001 | Construction of T-Jetty - V.Rakeedhoo | 3,362,109 | 10,108,641 |
| Min. Ntnl. Plan. Housing&infra | P-HBR023-001 | Habour Construction - Dh.Rinbudhoo | 3,006,782 | 5,883,871 |
| Min. Ntnl. Plan. Housing&infra | P-HBR024-001 | Upgrading of Harbour - Dh.Hulhudheli | 8,257,485 | 19,252,423 |
| Min. Ntnl. Plan. Housing&infra | P-HBR025-001 | Upgrading of Harbour - Dh.Meedhoo | 7,824,694 | 1,737,250 |
| Min. Ntnl. Plan. Housing&infra | P-HBR026-001 | Reconstruction of Harbour - Th.Guraidhoo | 8,214,664 | 24,495,393 |
| Min. Ntnl. Plan. Housing&infra | P-HBR027-001 | Habour Construction - Th.Omadhoo | 1,188,709 | 9,427,518 |
| Min. Ntnl. Plan. Housing&infra | P-HBR028-001 | Upgrading of Harbour - L.Isdhoo | 7,245,711 | 38,048,139 |
| Min. Ntnl. Plan. Housing&infra | P-HBR029-001 | Harbour Entrance Channel - L.Maabaidhoo | 560,873 | |
| Min. Ntnl. Plan. Housing&infra | P-HBR030-001 | Breakwater project - GA.Maamendhoo | 3,597,463 | 16,275,040 |
| Min. Ntnl. Plan. Housing&infra | P-HBR033-001 | Upgrading of Harbour - Fuvahmulah City | 200,000 | |
| Min. Ntnl. Plan. Housing&infra | P-HBR034-001 | Upgr. Harbour and Revetment - S.Meedhoo | 2,700,062 | 8,273,897 |



Government of Maldives
Consolidated Financial Statements

| | | | | |
|--------------------------------|--------------|--|------------|------------|
| Min. Ntnl. Plan. Housing&infra | P-HBR035-001 | Habour Construction - S.Maradhoofeydhoo | 2,180,341 | 7,807,256 |
| Min. Ntnl. Plan. Housing&infra | P-HBR037-001 | V. Felidhoo Harbour | 925,435 | 349,534 |
| Min. Ntnl. Plan. Housing&infra | P-HBR038-001 | R. Angolitheem Harbor Upgrading | 7,489,329 | 17,564,746 |
| Min. Ntnl. Plan. Housing&infra | P-HBR039-001 | Sh. Foakaidhoo Harbor Upgrading | 9,644,843 | 4,837,282 |
| Min. Ntnl. Plan. Housing&infra | P-HBR040-001 | Completion of Breakwater - Th. Madifushi | 158,565 | 158,565 |
| Min. Ntnl. Plan. Housing&infra | P-HBR041-001 | Harbor Project Ph 2 - GA. Villingili | 532,661 | 594,570 |
| Min. Ntnl. Plan. Housing&infra | P-HBR041-002 | Harbor Project Ph 3 - GA. Villingili | 5,000,000 | 7,665,856 |
| Min. Ntnl. Plan. Housing&infra | P-HBR042-001 | Harbor Upgrading - HA. Ihavandhoo | 9,181,009 | 19,645,989 |
| Min. Ntnl. Plan. Housing&infra | P-HBR043-001 | Jetty Construction - HA. Dhidhdhoo | 200,000 | |
| Min. Ntnl. Plan. Housing&infra | P-HBR044-001 | Harbor Project (Phase II)- HA. Kelaa | 872,300 | |
| Min. Ntnl. Plan. Housing&infra | P-HBR045-001 | Harbor Upgrading - HDh. Hanimaadhoo | 9,561,187 | 16,818,779 |
| Min. Ntnl. Plan. Housing&infra | P-HBR046-002 | Repairing Harbour - HDh. Naivaadhoo | 750,000 | 63,600 |
| Min. Ntnl. Plan. Housing&infra | P-HBR047-001 | Harbor Project (Phase II)- K. Himmafushi | 4,710,598 | 4,984,263 |
| Min. Ntnl. Plan. Housing&infra | P-HBR048-001 | Harbor Upgrading - K. Huraa | 1,000,000 | |
| Min. Ntnl. Plan. Housing&infra | P-HBR049-001 | Harbor Upgrading - ADh. Hangnaameedhoo | 5,852,108 | 9,654,210 |
| Min. Ntnl. Plan. Housing&infra | P-HBR051-001 | Harbor Construction - ADh. Dhidhdhoo | 2,997,022 | 11,403,555 |
| Min. Ntnl. Plan. Housing&infra | P-HBR052-001 | Harbor Upgrading - F.Dharanboodhoo | 6,141,258 | 19,668,792 |
| Min. Ntnl. Plan. Housing&infra | P-HBR053-001 | Regional Harbor Dev. Study -Kudahuvadhoo | 4,000,000 | |
| Min. Ntnl. Plan. Housing&infra | P-HBR055-001 | Construction of Breakwater - L. Maavah | 3,611,361 | 6,888,684 |
| Min. Ntnl. Plan. Housing&infra | P-HBR058-001 | Dev. of Quay Wall - GA. Kanduhulhudhoo | 1,017,278 | |
| Min. Ntnl. Plan. Housing&infra | P-HBR059-001 | Ice Plant Jetty Constrn - GDh. Thinadhoo | 1,055,839 | 65,084 |
| Min. Ntnl. Plan. Housing&infra | P-HBR060-001 | Harbour entrance channel-S.Hulhumeedhoo | 12,305,633 | 28,544,328 |
| Min. Ntnl. Plan. Housing&infra | P-HBR062-001 | Devel. of Harbour - GDh.Gahdhoo | 1,710,377 | |
| Min. Ntnl. Plan. Housing&infra | P-HBR063-001 | Devel. of Harbour - AA.Himandhoo | 2,496,838 | 30,210 |
| Min. Ntnl. Plan. Housing&infra | P-HBR064-001 | Devel. of Harbour - HA.Baarah | 1,000,000 | 69,960 |
| Min. Ntnl. Plan. Housing&infra | P-HBR065-001 | Devel. of Harbour - HA.Uligamu | 200,000 | |
| Min. Ntnl. Plan. Housing&infra | P-HBR065-002 | Exp of Harbr Con of Entrnc Chl-HA.Uligam | 3,761,500 | |
| Min. Ntnl. Plan. Housing&infra | P-HBR066-001 | Devel. of Harbour - HA.Muraidhoo | 1,403,628 | 5,127,988 |
| Min. Ntnl. Plan. Housing&infra | P-HBR067-001 | Devel. of Harbour - HA.Dhithdhoo | 10,320,180 | 2,080,690 |
| Min. Ntnl. Plan. Housing&infra | P-HBR068-001 | Devel. of Harbour - HA.Thakandhoo | 1,899,940 | 65,740 |
| Min. Ntnl. Plan. Housing&infra | P-HBR069-001 | Devel. of Harbour - HDh.Kumundhoo | 2,000,000 | 63,600 |
| Min. Ntnl. Plan. Housing&infra | P-HBR070-001 | Devel. of Harbour - Sh.Maroshi | 1,158,395 | 6,561,119 |
| Min. Ntnl. Plan. Housing&infra | P-HBR071-001 | Devel. of Harbour - Sh.Funadhoo | 1,000,000 | |
| Min. Ntnl. Plan. Housing&infra | P-HBR072-001 | Devel. of Harbour - N.Lhohi | 1,000,000 | |
| Min. Ntnl. Plan. Housing&infra | P-HBR073-001 | Devel. of Harbour - N.Manadhoo | 2,023,708 | 1,249,427 |
| Min. Ntnl. Plan. Housing&infra | P-HBR074-001 | Devel. of Harbour - R.Ungoofaaru | 2,000,000 | |
| Min. Ntnl. Plan. Housing&infra | P-HBR075-001 | Devel. of Harbour - R.Maakurath | 1,000,000 | |
| Min. Ntnl. Plan. Housing&infra | P-HBR076-001 | Devel. of Harbour - B.Hithaadhoo | 1,262,365 | |
| Min. Ntnl. Plan. Housing&infra | P-HBR077-001 | Devel. of Harbour - B.Kamadhoo | 1,870,768 | |
| Min. Ntnl. Plan. Housing&infra | P-HBR078-001 | Devel. of Harbour - B.Eydhafushi | 1,000,000 | |
| Min. Ntnl. Plan. Housing&infra | P-HBR079-001 | Devel. of Harbour - Lh.Hinnavaru | 12,800,000 | 13,887,203 |
| Min. Ntnl. Plan. Housing&infra | P-HBR080-001 | Devel. of Harbour - K.Kaashidhoo | 1,283,105 | 65,296 |
| Min. Ntnl. Plan. Housing&infra | P-HBR081-001 | Devel. of Harbour - AA.Ukulhas | 5,700,000 | 13,000,182 |
| Min. Ntnl. Plan. Housing&infra | P-HBR082-001 | Devel. of Harbour - AA.Thoddoo | 4,063,955 | 14,780,265 |
| Min. Ntnl. Plan. Housing&infra | P-HBR083-001 | Devel. of Harbour - Adh.Fenfushi | 3,366,737 | 7,687,360 |
| Min. Ntnl. Plan. Housing&infra | P-HBR084-001 | Devel. of Harbour - V.Thinadhoo | 3,275,045 | 74,624 |
| Min. Ntnl. Plan. Housing&infra | P-HBR085-001 | Devel. of Harbour - M.Muli | 4,145,219 | 81,878 |
| Min. Ntnl. Plan. Housing&infra | P-HBR086-001 | Devel. of Harbour - M.Dhiggaru | 3,488,277 | 74,624 |



Government of Maldives
Consolidated Financial Statements

| | | | | |
|--------------------------------|--------------|---|-------------|------------|
| Min. Ntnl. Plan. Housing&infra | P-HBR087-001 | Devel. of Harbour- Th.Kandoodhoo | 2,979,688 | 5,821,360 |
| Min. Ntnl. Plan. Housing&infra | P-HBR088-001 | Devel. of Harbour - GA.Dhaandhoo | 4,464,864 | |
| Min. Ntnl. Plan. Housing&infra | P-HBR089-001 | Devel. of Harbour - GDh.Thinadhoo | 1,000,000 | |
| Min. Ntnl. Plan. Housing&infra | P-HBR090-001 | Devel. of Harbour - GDh.Gadhdhoo | 1,000,000 | |
| Min. Ntnl. Plan. Housing&infra | P-HBR091-001 | Devel. of Harbour - S.Hithadhoo | 3,000,000 | 8,137,519 |
| Min. Ntnl. Plan. Housing&infra | P-HBR092-001 | Devel. of Harbour - S.Hulhudhoo | 9,657,837 | 26,745,672 |
| Min. Ntnl. Plan. Housing&infra | P-HBR093-001 | Devel. of Harbour - S.Maradhoo | 1,412,368 | 584,116 |
| Min. Ntnl. Plan. Housing&infra | P-HBR094-001 | Developing Slipway - N.Kendhikulhudhoo | 1,000,000 | |
| Min. Ntnl. Plan. Housing&infra | P-HBR095-001 | Devel. of Harbour - K.Gulhifalhu | 31,142,609 | 3,003,392 |
| Min. Ntnl. Plan. Housing&infra | P-HBR096-001 | Devel. of Harbour - L.Gan | 4,632,659 | 3,785,661 |
| Min. Ntnl. Plan. Housing&infra | P-HBR097-001 | Devel. of Harbour - M.Maduvvari | 2,000,000 | 74,624 |
| Min. Ntnl. Plan. Housing&infra | P-HBR100-001 | Development Of Slipway - N.Velidhoo | 1,000,000 | |
| Min. Ntnl. Plan. Housing&infra | P-HBR101-001 | Devel. of Harbour - Sh.Maangoodhoo | 3,000,000 | |
| Min. Ntnl. Plan. Housing&infra | P-HBR102-001 | Devel. of Harbour - R.Dhuvaafaru | 1,000,000 | |
| Min. Ntnl. Plan. Housing&infra | P-HBR103-001 | Devel. of Harbour - Sh.Narudhoo | 500,000 | |
| Min. Ntnl. Plan. Housing&infra | P-HBR104-001 | Devel. of Harbour - Th.Buruni | 1,000,000 | |
| Min. Ntnl. Plan. Housing&infra | P-HBR105-001 | Development Of Slipway - V.Rakeedhoo | 1,000,000 | |
| Min. Ntnl. Plan. Housing&infra | P-HBR106-001 | Devel. of Harbour - L.Maamendhoo | 1,000,000 | |
| Min. Ntnl. Plan. Housing&infra | P-HBR107-000 | Jetty Construction - HDh.Kulhudhuffushi | 3,000,000 | |
| Min. Ntnl. Plan. Housing&infra | P-HBR108-000 | Devel. Of Ferry Terminal - Lh.Naifaru | 2,000,000 | |
| Min. Ntnl. Plan. Housing&infra | P-HLT073-001 | Devel. of Cancer Hospital - L.Gan | 5,551,200 | 0 |
| Min. Ntnl. Plan. Housing&infra | P-HOU001-002 | Const.of 100 Housing units-B.Thulhaadhoo | 6,395,027 | 8,166,666 |
| Min. Ntnl. Plan. Housing&infra | P-HOU002-002 | Const.of 150 Housing Units -M.Kolhufushi | 28,687,500 | 4,173,631 |
| Min. Ntnl. Plan. Housing&infra | P-HOU003-002 | Fuvahmulah Flat area Landscape and fence | 955,889 | 2,970,120 |
| Min. Ntnl. Plan. Housing&infra | P-HOU004-002 | Contst.of 100 Housing Units-Thimarafushi | 1,956,520 | 8,969,130 |
| Min. Ntnl. Plan. Housing&infra | P-HOU010-003 | Finishing of POLCO Housing Flats | 18,952,500 | |
| Min. Ntnl. Plan. Housing&infra | P-HOU011-001 | Affordable Housing Scheme Project | 15,000,000 | 39,239 |
| Min. Ntnl. Plan. Housing&infra | P-HOU012-002 | Development of 1500 Housing Units - Ph2 | 1,589,818 | 8,287,271 |
| Min. Ntnl. Plan. Housing&infra | P-HOU014-002 | Const.of 396 Housing Units in HDH and HA | 1,911,883 | 55,000 |
| Min. Ntnl. Plan. Housing&infra | P-HOU014-003 | Devel. Of 60 Housing Units - HDh.Nolhiva | | 0 |
| Min. Ntnl. Plan. Housing&infra | P-HOU015-002 | Provision of utilities for 50 housing un | 49,389 | 3,112,908 |
| Min. Ntnl. Plan. Housing&infra | P-HOU018-001 | Completion Of 56 Housin Unt Th.Vilufushi | 10,290,000 | 12,320,440 |
| Min. Ntnl. Plan. Housing&infra | P-HOU019-002 | Completn Of Housin Unt HDh.Nolhivaranfar | 9,750,000 | 8,031,664 |
| Min. Ntnl. Plan. Housing&infra | P-HOU021-001 | Dev. Of 100 Housing units - HDh.Hanimaadhoo | 10,470,000 | 0 |
| Min. Ntnl. Plan. Housing&infra | P-HOU022-001 | Dev. Of 100 Housin units - HDh.Kulhudhuffushi | 10,237,500 | 0 |
| Min. Ntnl. Plan. Housing&infra | P-HOU023-001 | Dev. Of 40 Housing units - HDh.Kulhudhuffushi | 8,260,443 | 0 |
| Min. Ntnl. Plan. Housing&infra | P-HOU024-001 | Devel. Of 250 Housin units - HA.Dhihdhoo | 3,556,136 | 6,855,202 |
| Min. Ntnl. Plan. Housing&infra | P-HOU025-001 | Devel. Of Housing units - HA.Dhihdhoo | 751,500 | |
| Min. Ntnl. Plan. Housing&infra | P-HOU026-001 | Dev. Of Housing units - Dh.Kudahuvadhoo | 301,500 | |
| Min. Ntnl. Plan. Housing&infra | P-HOU027-001 | National Social Housing Project | 496,130,205 | 0 |
| Min. Ntnl. Plan. Housing&infra | P-HOU029-001 | Devel. Sinamale Flats - Male' City | 4,000,000 | |
| Min. Ntnl. Plan. Housing&infra | P-HOU030-001 | Devel. Male' Hiya - Male' City | 5,000,000 | |
| Min. Ntnl. Plan. Housing&infra | P-HTE001-600 | Const 168&Electri. of 7 Houses Kolhufushi | | 1,831,909 |
| Min. Ntnl. Plan. Housing&infra | P-HTE002-300 | Reclamation of land in G.A Dhaandhoo | | 70,204 |
| Min. Ntnl. Plan. Housing&infra | P-HTE009-085 | N.Maafaru water and sewerage system | | 382,464 |
| Min. Ntnl. Plan. Housing&infra | P-HTE011-023 | Harbour Project- L.Mundoo | 1,675,724 | |
| Min. Ntnl. Plan. Housing&infra | P-HTE011-029 | Land Reclamation Project- M. Dhiggaru | 14,002,722 | 12,996,612 |
| Min. Ntnl. Plan. Housing&infra | P-HTE011-047 | Harbour Project- G.Dh.Faresmaathodaa | 2,287,500 | |



Government of Maldives
Consolidated Financial Statements

| | | | | |
|--------------------------------|--------------|--|------------|-------------|
| Min. Ntnl. Plan. Housing&infra | P-HTE011-064 | Harbour Project- N. Magoodhoo | 1,877,600 | |
| Min. Ntnl. Plan. Housing&infra | P-HTE011-073 | Harbour Project- H.Dh Kurinbi | 1,942,500 | 69,960 |
| Min. Ntnl. Plan. Housing&infra | P-HTE011-094 | Sea Wall Project- Ga.Kanduhulhoo | | 566,153 |
| Min. Ntnl. Plan. Housing&infra | P-HTE011-117 | Harbour Project - Th. Madifushi | 1,350,000 | 2,645,848 |
| Min. Ntnl. Plan. Housing&infra | P-HTE011-122 | Harbour Project - R. Kinolhas | 3,812,931 | |
| Min. Ntnl. Plan. Housing&infra | P-HTE011-124 | Harbour Project - A.Dh Dhangethi | | 1,319,032 |
| Min. Ntnl. Plan. Housing&infra | P-HTE011-127 | Repair Harbour - AA. Maalhos | 14,400,000 | 3,937,679 |
| Min. Ntnl. Plan. Housing&infra | P-HTE011-148 | Construction of Seawall - R.Maakurathu | | 1,600,863 |
| Min. Ntnl. Plan. Housing&infra | P-HTE011-149 | Entrance Channel- K.Kaashidhoo | 83,200 | 23,700 |
| Min. Ntnl. Plan. Housing&infra | P-HTE011-155 | Reconstruction of Harbour - S.Maradhoo | 786,340 | |
| Min. Ntnl. Plan. Housing&infra | P-HTE011-157 | Breakwater - M.Naalaafushi | | 355,260 |
| Min. Ntnl. Plan. Housing&infra | P-HTE012-005 | Reconstruction of harbour-M.Veyvah | 6,758,754 | 23,483,708 |
| Min. Ntnl. Plan. Housing&infra | P-HTE044-006 | Land Reclamation- Th. Guraidhoo | | 6,287,485 |
| Min. Ntnl. Plan. Housing&infra | P-HTE046-007 | Repair N. Foddhoo Jetty | 1,000,000 | |
| Min. Ntnl. Plan. Housing&infra | P-HTE046-010 | Const.of T-Jetty - M.Raiymandhoo | 1,000,000 | 74,624 |
| Min. Ntnl. Plan. Housing&infra | P-HTE046-011 | Construction of Jetty - N.Henbandhoo | 1,032,312 | 2,668,415 |
| Min. Ntnl. Plan. Housing&infra | P-HTE046-013 | Construction of Jetty - B.Fulhadhoo | 4,719,263 | 22,174,578 |
| Min. Ntnl. Plan. Housing&infra | P-HTE046-014 | Construction of Jetty - B.Fehendhoo | 5,352,189 | 17,360,903 |
| Min. Ntnl. Plan. Housing&infra | P-HTE061-002 | Road Construction Project-G.Dh Thinadhoo | | 11,843,431 |
| Min. Ntnl. Plan. Housing&infra | P-HTE061-004 | Road construction Proj- Hdh.Hanimaadhoo | 8,500,108 | 46,981,298 |
| Min. Ntnl. Plan. Housing&infra | P-HTE061-005 | Road construction Proj - Dh.Kudahuvadhoo | 2,000,000 | 18,430,205 |
| Min. Ntnl. Plan. Housing&infra | P-HTE061-009 | Upgrading of Roads in Male' | | 12,026,436 |
| Min. Ntnl. Plan. Housing&infra | P-HTE061-014 | Road Construction Project Ph.2-Addu City | | 357,602 |
| Min. Ntnl. Plan. Housing&infra | P-HTE069-015 | Const. of 100 Housing Units-Lh.Naifaru | 8,711,699 | 43,636,403 |
| Min. Ntnl. Plan. Housing&infra | P-HTE069-017 | 1 Housing Unit - Lh.Olhuvelifushi | 49,389 | 279,617 |
| Min. Ntnl. Plan. Housing&infra | P-HTE072-002 | Male' SW Harbor Development (WasteYard) | | 143,736 |
| Min. Ntnl. Plan. Housing&infra | P-HTE072-004 | Const. of King Salman Mosque | | 17,139,790 |
| Min. Ntnl. Plan. Housing&infra | P-HTE072-007 | Greater Male' Connectivity Project | 24,591,989 | 116,484,926 |
| Min. Ntnl. Plan. Housing&infra | P-HTE076-001 | Habour Project GA.Vilingili | 1,396,771 | 9,290 |
| Min. Ntnl. Plan. Housing&infra | P-HTE077-001 | Harbour Expansion Project-H.Dh Kulhuduff | 20,644,868 | 4,755,708 |
| Min. Ntnl. Plan. Housing&infra | P-HTE084-001 | Road Construction R. Ungooaaruu | 4,258,117 | 13,481,935 |
| Min. Ntnl. Plan. Housing&infra | P-HTE122-002 | Storm Water Development&Maintenance Ph4 | 400,000 | 1,136,665 |
| Min. Ntnl. Plan. Housing&infra | P-HTE127-001 | Male' Redevelopment Project 1224 | | 20,776 |
| Min. Ntnl. Plan. Housing&infra | P-HTE129-001 | Road Construction Prj - R.Dhuvaafaru | 10,779,738 | 22,324,547 |
| Min. Ntnl. Plan. Housing&infra | P-HTE144-001 | Museum Park - GDh.Thinadhoo | 456,066 | 1,332,458 |
| Min. Ntnl. Plan. Housing&infra | P-HTE158-001 | Inst.Street Lighting in Road Dev Islands | 1,575,000 | |
| Min. Ntnl. Plan. Housing&infra | P-HTE159-001 | Breakwater - F.Bileidhoo | 240,144 | |
| Min. Ntnl. Plan. Housing&infra | P-HTE162-001 | S. Hithadhoo Regional Hospital Project | 1,939,830 | 731,600 |
| Min. Ntnl. Plan. Housing&infra | P-LND003-001 | Land Reclamation - HA.Dhihdhoo | 350,000 | |
| Min. Ntnl. Plan. Housing&infra | P-LND004-001 | Lnd Reclamtn & Cstal Protctn K.Dhifushi | 1,000,000 | |
| Min. Ntnl. Plan. Housing&infra | P-LND005-001 | Land Reclamation - K.Gulhifalhu | 53,970,000 | 11,418,110 |
| Min. Ntnl. Plan. Housing&infra | P-LND006-001 | Land Reclamation - F.Bileidhoo | 1,000,000 | |
| Min. Ntnl. Plan. Housing&infra | P-LND007-001 | Land Reclamtn & Dev. Beach Th.Kinbidhoo | 1,000,000 | |
| Min. Ntnl. Plan. Housing&infra | P-LND008-001 | Land Reclamation - GA.Kolamaafushi | 1,000,000 | |
| Min. Ntnl. Plan. Housing&infra | P-LND009-001 | Land Reclamation - R.Ungooaaruu | 16,500,000 | |
| Min. Ntnl. Plan. Housing&infra | P-MEE058-001 | Th.Madifushi Water system | | 274,376 |
| Min. Ntnl. Plan. Housing&infra | P-OFF001-001 | Contruction of MNPI Office Building | 27,870,984 | 69,677,455 |
| Min. Ntnl. Plan. Housing&infra | P-OFF002-001 | Devel. Of Foreign Ministry Building | 300,000 | |



Government of Maldives
Consolidated Financial Statements

| | | | | |
|--------------------------------|--------------|--|------------|-------------|
| Min. Ntnl. Plan. Housing&infra | P-OFF005-001 | Dev. Of Office Complex-HDh.Kulhudhuffushi | 8,000,000 | |
| Min. Ntnl. Plan. Housing&infra | P-OFF007-001 | Repairing of Majilis Speakers Temp. Resi | | 12,202,207 |
| Min. Ntnl. Plan. Housing&infra | P-OFF008-001 | Repairing of Chief Judge's Temp. Residen | | 4,523,943 |
| Min. Ntnl. Plan. Housing&infra | P-OTH001-001 | Maldives Urband Dev. & Reslience Project | 5,000,000 | |
| Min. Ntnl. Plan. Housing&infra | P-OTH014-001 | Devel. Of Parking Buildings - Male City | 7,500,000 | |
| Min. Ntnl. Plan. Housing&infra | P-REC001-001 | K.Huraa Land Reclamation&revetment (Ph2) | 1,860,000 | |
| Min. Ntnl. Plan. Housing&infra | P-REC002-001 | Land Reclamation - HA.Ihavandhoo | 8,808,923 | 56,924,531 |
| Min. Ntnl. Plan. Housing&infra | P-REC003-001 | Land Reclamation - HA.Thuraakunu | 300,000 | |
| Min. Ntnl. Plan. Housing&infra | P-REC004-001 | Land Reclamation - R.Dhuvaafaru | 32,400,000 | 109,279,250 |
| Min. Ntnl. Plan. Housing&infra | P-REC005-001 | Land Reclamation - K.Gulhi | 300,000 | 49,571 |
| Min. Ntnl. Plan. Housing&infra | P-REC006-001 | Land Reclamation - K.Guraidhoo | 27,310,522 | 31,163,820 |
| Min. Ntnl. Plan. Housing&infra | P-REC007-001 | Land Reclamation - K.Maafushi | 30,162,211 | 22,810,507 |
| Min. Ntnl. Plan. Housing&infra | P-REC008-001 | Land Reclamation - AA.Ukulhas | 13,517,205 | |
| Min. Ntnl. Plan. Housing&infra | P-REC009-001 | Land Reclamation - AA.Bodufulhadhoo | 8,000,000 | |
| Min. Ntnl. Plan. Housing&infra | P-REC010-001 | Land Reclamation - F.Feeli | 300,000 | 149,778 |
| Min. Ntnl. Plan. Housing&infra | P-REC011-001 | Land Reclamation - F.Magoodhoo | 300,000 | 149,778 |
| Min. Ntnl. Plan. Housing&infra | P-REC012-001 | Land Reclamation - Dh.Maaenboodhoo | 1,000,000 | |
| Min. Ntnl. Plan. Housing&infra | P-REC013-001 | Land Reclamation - Th.Hirilandhoo | 1,000,000 | 2,000 |
| Min. Ntnl. Plan. Housing&infra | P-REC014-001 | Land Reclamation - L.Maavah | 500,000 | 2,000 |
| Min. Ntnl. Plan. Housing&infra | P-REC015-001 | Land Reclamation - GA.Dhaandhoo | 1,000,000 | 6,956,786 |
| Min. Ntnl. Plan. Housing&infra | P-REC016-002 | Land Reclam & Casway Upgrad- GDh.Madawali | 20,000,000 | 115,357 |
| Min. Ntnl. Plan. Housing&infra | P-REC018-002 | R.Alifushi Land Reclamation | 300,000 | 67,742,329 |
| Min. Ntnl. Plan. Housing&infra | P-REC021-001 | Addu City Reclamation & Shore Protection | 16,098,480 | |
| Min. Ntnl. Plan. Housing&infra | P-REC024-001 | Land Reclamtn Indstrl Zone-GDh.Thinadhoo | 5,000,000 | |
| Min. Ntnl. Plan. Housing&infra | P-REC025-001 | Land Reclamation - Lh.Felivaru | | 11,623,950 |
| Min. Ntnl. Plan. Housing&infra | P-RHB002-002 | Comm. Rehab. & Detox Centre-S.Hulhudhoo | | 13,618,216 |
| Min. Ntnl. Plan. Housing&infra | P-ROD001-001 | Road Construction - HA.Kelaa | 215,067 | |
| Min. Ntnl. Plan. Housing&infra | P-ROD002-001 | Road Construction - R.Hulhuduffaar | 9,654,829 | 17,076,211 |
| Min. Ntnl. Plan. Housing&infra | P-ROD003-001 | Road Construction - B.Eydhafushi | 6,540,050 | 11,127,799 |
| Min. Ntnl. Plan. Housing&infra | P-ROD004-001 | Est.Causeway - M.Muli/M.Naalaafushi | 300,000 | |
| Min. Ntnl. Plan. Housing&infra | P-ROD005-001 | Road Construction - Th.Guraidhoo | 1,500,000 | |
| Min. Ntnl. Plan. Housing&infra | P-ROD006-001 | Est. Causeway-Th.Veymandhoo/Th.Kinbidhoo | 300,000 | |
| Min. Ntnl. Plan. Housing&infra | P-ROD007-001 | Road Construction - Th.Thimarafushi | 9,538,733 | 12,325,356 |
| Min. Ntnl. Plan. Housing&infra | P-ROD008-001 | Road Construction - L.Gan | 1,222,951 | 120,289 |
| Min. Ntnl. Plan. Housing&infra | P-ROD009-001 | Estb.Causeway -L.Kalaiddhoo/L.Dhanbidhoo | 300,000 | 110,770 |
| Min. Ntnl. Plan. Housing&infra | P-ROD010-001 | Estab.Causeway - L.Hithadhoo/L.Mendhoo | 300,000 | 110,770 |
| Min. Ntnl. Plan. Housing&infra | P-ROD012-001 | Road Construction - GDh.Gaddhoo | 13,110,755 | 26,296,959 |
| Min. Ntnl. Plan. Housing&infra | P-ROD013-001 | Road Construction - Fuvahmulah City | 21,340,519 | 54,430,205 |
| Min. Ntnl. Plan. Housing&infra | P-ROD015-001 | Insatll Road Speed Breakers-Kulhudhfushi | 1,300,000 | |
| Min. Ntnl. Plan. Housing&infra | P-ROD016-001 | Road Construction - R. Alifushi | 1,205,800 | |
| Min. Ntnl. Plan. Housing&infra | P-ROD017-001 | Road Construction - M.Mulah | 1,213,908 | 15,934,608 |
| Min. Ntnl. Plan. Housing&infra | P-ROD018-001 | Road Construction - L. Fonadhoo | 5,740,549 | 21,255,970 |
| Min. Ntnl. Plan. Housing&infra | P-ROD018-002 | Road Construction (Phase2)-L. Fonadhoo | 14,020,481 | |
| Min. Ntnl. Plan. Housing&infra | P-ROD019-001 | Road Construction - GA. Kolamaafushi | 1,227,661 | |
| Min. Ntnl. Plan. Housing&infra | P-ROD025-001 | Road Const.Airport to Habor-Faresmathoda | 1,500,000 | |
| Min. Ntnl. Plan. Housing&infra | P-ROD027-001 | Road Construction - ADh. Mahibadhoo | 1,200,000 | |
| Min. Ntnl. Plan. Housing&infra | P-ROD029-001 | Addu City Road Development | 11,700,000 | 78,065 |
| Min. Ntnl. Plan. Housing&infra | P-ROD030-001 | Dev. Roads in 4 Islands - Addu City | 11,625,446 | 3,604,178 |



Government of Maldives
Consolidated Financial Statements

| | | | | |
|--------------------------------|--------------|---|------------|------------|
| Min. Ntnl. Plan. Housing&infra | P-ROD031-001 | Dev. Roads - S.Hulhudhoo & Meedhoo | 3,992,034 | 7,267,768 |
| Min. Ntnl. Plan. Housing&infra | P-ROD033-001 | Dev. Roads - HA.Filladhoo | 500,000 | |
| Min. Ntnl. Plan. Housing&infra | P-ROD034-001 | Dev. Roads - HDh.Nolhivaranfaru | 1,500,000 | |
| Min. Ntnl. Plan. Housing&infra | P-ROD035-001 | Dev. Roads - Kulhudhuffushi | 14,099,354 | 15,105,007 |
| Min. Ntnl. Plan. Housing&infra | P-ROD036-001 | Dev. Roads - Sh.Milandhoo | 11,970,539 | 28,817,581 |
| Min. Ntnl. Plan. Housing&infra | P-ROD037-001 | Dev. Roads - N.Holhudhoo | 1,500,000 | |
| Min. Ntnl. Plan. Housing&infra | P-ROD038-001 | Dev. Roads - N.Velidhoo | | 13,281,125 |
| Min. Ntnl. Plan. Housing&infra | P-ROD039-001 | Dev. Roads - N.Manadhoo | 500,000 | |
| Min. Ntnl. Plan. Housing&infra | P-ROD040-001 | Estab. Causeway - B.Goidhoo & Fehendhoo | 210,000 | |
| Min. Ntnl. Plan. Housing&infra | P-ROD041-001 | Dev. Roads - Lh.Naifaru | 1,500,000 | |
| Min. Ntnl. Plan. Housing&infra | P-ROD042-001 | Dev. Roads - M.Kolhufushi | 1,500,000 | |
| Min. Ntnl. Plan. Housing&infra | P-ROD043-001 | Dev. Roads - GDh.Vaadhoo | 1,500,000 | |
| Min. Ntnl. Plan. Housing&infra | P-ROD044-001 | Dev. Roads - Adh.Maamigili | 10,136,369 | 18,201,730 |
| Min. Ntnl. Plan. Housing&infra | P-ROD045-001 | Devel. Roads - Lh.Hinnavaru | | 18,307,306 |
| Min. Ntnl. Plan. Housing&infra | P-ROD047-001 | Devel. Of Roads - HA.Dhiidhoo | 2,000,000 | |
| Min. Ntnl. Plan. Housing&infra | P-ROD048-001 | Devel. Of Roads - GA.Gemanafushi | 1,000,000 | |
| Min. Ntnl. Plan. Housing&infra | P-SAN030-001 | Dev. Sewerage System - Sh.Foakaidhoo | 7,876,813 | 4,637,167 |
| Min. Ntnl. Plan. Housing&infra | P-SAN033-001 | Dev. Sewerage System - HDh.Naivaadhoo | 5,474,000 | 11,148,068 |
| Min. Ntnl. Plan. Housing&infra | P-SAN035-001 | Dev. Sewerage System - GA.Villingili | 3,600,000 | |
| Min. Ntnl. Plan. Housing&infra | P-SAN037-001 | Devel. Sewerage System - AA.Rasdhoo | 3,378,228 | 0 |
| Min. Ntnl. Plan. Housing&infra | P-SAN038-001 | Devel. Sewerage System - K.Guraidhoo | 3,424,698 | |
| Min. Ntnl. Plan. Housing&infra | P-SOC037-001 | Estab. Visitr Ctr & Pub Toilt S.Hulhudhoo | 600,000 | |
| Min. Ntnl. Plan. Housing&infra | P-SOC039-001 | Estab. Of Cultural Centre R.Rasgetheemu | 352,500 | |
| Min. Ntnl. Plan. Housing&infra | P-SOC055-001 | Devel. Swimming Area - Sh.Komandoo | 2,000,000 | |
| Min. Ntnl. Plan. Housing&infra | P-SOC063-001 | Devel. Of Picnic Island - K.Kudagiri Fal | | 6,223,096 |
| Min. Ntnl. Plan. Housing&infra | P-TRN004-001 | Dev. Central Ferry Terminal - Fuvamulak | 1,800,000 | |
| Min. Ntnl. Plan. Housing&infra | P-TRN005-001 | Dev. Of High Speed Fery System-North Rgn | 52,500,000 | 0 |
| Min. Ntnl. Plan. Housing&infra | P-WAS004-001 | Water and Sewerage System - HDh.Komandoo | | 382,464 |
| Min. Ntnl. Plan. Housing&infra | P-WAS006-001 | Water and Sewerage System - Sh.Goidhoo | | 382,464 |
| Min. Ntnl. Plan. Housing&infra | P-WAS012-001 | Water and Sewerage Systm-Kendhikulhudhoo | 20,783,422 | 18,066,574 |
| Min. Ntnl. Plan. Housing&infra | P-WAS017-001 | Water and Sewerage System - R.Fainu | | 357,296 |
| Min. Ntnl. Plan. Housing&infra | P-WAS018-001 | Water and Sewerage System - R.Kinolhas | 13,820,414 | 14,989,808 |
| Min. Ntnl. Plan. Housing&infra | P-WAS023-001 | Water and Sewerage System - B.Kamadhoo | | 418,065 |
| Min. Ntnl. Plan. Housing&infra | P-WAS025-001 | Water and Sewerage System -Olhuvelifushi | | 357,296 |
| Min. Ntnl. Plan. Housing&infra | P-WAS027-001 | Water and Sewerage System - AA.Feridhoo | | 322,445 |
| Min. Ntnl. Plan. Housing&infra | P-WAS039-001 | Water and Sewerage System -Th.Kinbidhoo | 12,214,485 | 9,503,382 |
| Min. Ntnl. Plan. Housing&infra | P-WAS040-001 | Water and Sewerage System - Th.Vandhoo | 7,161,455 | 3,362,608 |
| Min. Ntnl. Plan. Housing&infra | P-WAS041-001 | Water and Sewerage System -Th.Thakandhoo | 6,276,170 | 2,029,839 |
| Min. Ntnl. Plan. Housing&infra | P-WAS042-001 | Water and Sewerage System -L.Kunahandhoo | | 349,206 |
| Min. Ntnl. Plan. Housing&infra | P-WAS043-001 | Water and Sewerage System - L.Hithadhoo | | 357,520 |
| Min. Ntnl. Plan. Housing&infra | P-WAS044-001 | Water and Sewerage System -GA.Dhevvhadhoo | | 340,892 |
| Min. Ntnl. Plan. Housing&infra | P-WAS049-001 | Water and Sewerage Network - HA.Uligamu | 8,533,234 | 11,046,235 |
| Min. Ntnl. Plan. Housing&infra | P-WAS061-001 | Dev. Of water & Sewerage syst - Fuvamula | | 736,015 |
| Min. Ntnl. Plan. Housing&infra | P-WAS063-001 | Dev. Of Sewerage System - N. Landhoo | 1,908,718 | 1,601,849 |
| Min. Ntnl. Plan. Housing&infra | P-WAS068-001 | B. Goidhoo Water & Sewerage System | 17,997,697 | 14,241,574 |
| Min. Ntnl. Plan. Housing&infra | P-WAS069-001 | Prov. of Water Supply & Sewerage Project | 12,674,846 | 3,372,386 |
| Min. Ntnl. Plan. Housing&infra | P-WAS070-001 | Water & Sewerage System - F. Magoodhoo | 9,674,887 | 10,048,541 |
| Min. Ntnl. Plan. Housing&infra | P-WAS071-001 | Water & Sewerage System-HA.Vashafaru | | 324,263 |



Government of Maldives
Consolidated Financial Statements

| | | | | |
|--------------------------------|---------------|--|-------------------------|-------------------------|
| Min. Ntnl. Plan. Housing&infra | P-WAS072-001 | Water & Sewerage System-M.Raiymandhoo | | 357,520 |
| Min. Ntnl. Plan. Housing&infra | P-WAS077-001 | Dev. Water & Sewerage Systm HA.Filladhoo | 4,657,843 | 12,272,162 |
| Min. Ntnl. Plan. Housing&infra | P-WAS078-001 | Dev. Water & Sewerage Systm HA.Madhoo | 7,341,600 | 5,379,601 |
| Min. Ntnl. Plan. Housing&infra | P-WAS086-001 | Dev. Water & Sewerage System - K.Hura | 350,000 | |
| Min. Ntnl. Plan. Housing&infra | P-WAS087-001 | Dev.Water& Sewerage Sys AA.Rodufadhoo | 7,341,600 | 4,017,907 |
| Min. Ntnl. Plan. Housing&infra | P-WAS088-001 | Dev. Water & Sewerage System - M.Veyvah | 7,341,600 | 4,903,272 |
| Min. Ntnl. Plan. Housing&infra | P-WAS089-001 | Dev. Water & Sewerage Systm Dh.Rinbudhoo | 7,341,600 | 8,353,347 |
| Min. Ntnl. Plan. Housing&infra | P-WAS090-001 | Dev. Water & Sewerage System Th.Omadhoo | 7,341,600 | 4,870,657 |
| Min. Ntnl. Plan. Housing&infra | P-WAS091-001 | Dev.Water & Sewerage Systm GDh.Thinadhoo | 10,500,000 | |
| Min. Ntnl. Plan. Housing&infra | P-WAT006-001 | Water Supply System - HDh.Nolhivaram | 8,442,365 | 4,101,296 |
| Min. Ntnl. Plan. Housing&infra | P-WAT012-001 | Water Supply System - R.AliFushi | 5,960,244 | 3,531,794 |
| Min. Ntnl. Plan. Housing&infra | P-WAT024-001 | Micro Grid Desalination Plant | 4,975,451 | 257,050 |
| Min. Ntnl. Plan. Housing&infra | P-WAT027-001 | Dev. Of Water Supply Sys. - L. Fonadhoo | 1,500,000 | |
| Min. Ntnl. Plan. Housing&infra | P-WAT032-001 | A.Dh Fenfushi Water Supply System | | 237,591 |
| Min. Ntnl. Plan. Housing&infra | P-WAT034-001 | Dev. Water System - F.Feali | 5,812,100 | 5,715,975 |
| Min. Ntnl. Plan. Housing&infra | P-WAT035-001 | Dev. Water System - HA.Utheemu | 5,635,000 | 3,303,842 |
| Min. Ntnl. Plan. Housing&infra | P-WAT038-001 | Dev. Water System - R.Rasmaadhoo | 5,635,000 | 5,593,107 |
| Min. Ntnl. Plan. Housing&infra | P-WAT039-001 | Dev. Water System - R.Maakurath | 5,812,100 | 4,714,159 |
| Min. Ntnl. Plan. Housing&infra | P-WAT040-001 | Dev. Water System - K.Thulusdhoo | | 1,272 |
| Min. Ntnl. Plan. Housing&infra | P-WAT041-001 | Dev. Water System - Addu City | 1,700,000 | |
| Min. Ntnl. Plan. Housing&infra | P-WAT042-001 | Dev. Water System - Dh.Hulhudheli | 5,796,000 | 3,068,932 |
| Min. Ntnl. Plan. Housing&infra | P-WAT043-001 | Dev. Water System - Dh.Maaenboodhoo | 5,812,100 | 2,473,148 |
| Min. Ntnl. Plan. Housing&infra | P-WAT044-001 | Dev. Water System - Th.Buruni | 5,796,000 | 5,875,369 |
| Min. Ntnl. Plan. Housing&infra | P-WAT045-001 | Dev. Water System - Th.Veymandoo | 5,812,100 | 5,518,497 |
| Min. Ntnl. Plan. Housing&infra | P-WAT046-001 | Dev. Water System - L.Maavah | 10,385,272 | 7,685,390 |
| Min. Ntnl. Plan. Housing&infra | P-WAT047-001 | Dev. Water System - L.Dhanbidhoo | 5,812,100 | 3,998,494 |
| Min. Ntnl. Plan. Housing&infra | P-CPT053-001 | Coastal Protection - HA.Dhihdhoo | | 7,316,633 |
| Min. Ntnl. Plan. Housing&infra | P-CPT063-001 | Coastal Protection - B.Kudarikilu | | 2,212,485 |
| Min. Ntnl. Plan. Housing&infra | P-TRN005-001 | Dev. Of Northern Region Highspeed Ferry | | 52,509,705 |
| Min. Ntnl. Plan. Housing&infra | P-HOU022-001 | Dev. Of 100 Housin units - HDh.Kulhudhuffushi | | 20,904,176 |
| Min. Ntnl. Plan. Housing&infra | P-HOU021-001 | Dev. Of 100 Housing units - HDh.Hanimaadhoo | | 11,908,980 |
| Min. Ntnl. Plan. Housing&infra | P-HOU027-001 | National Social Housing Project | | 148,556,303 |
| Min. Ntnl. Plan. Housing&infra | P-HLT073-001 | Devel. of Cancer Hospital - L.Gan | | 577,390 |
| Min. Ntnl. Plan. Housing&infra | P-AIR006-001 | Dev. Of Domstic Airprts on Multiple Islds | | 3,180 |
| Min. Ntnl. Plan. Housing&infra | P-SAN037-001 | Devel. Sewerage System - AA.Rasdhoo | | 6,545,227 |
| Min. Ntnl. Plan. Housing&infra | P-HOU023-001 | Dev. Of 40 Housing units - HDh.Kulhudhuffushi | | 22,226,353 |
| Min. Ntnl. Plan. Housing&infra | P-HOU012-002 | Development of 1500 Housing Units - Ph2 | | 14,310 |
| Min. Ntnl. Plan. Housing&infra | P-HTE072-007 | Greater Male' Connectivity Project | | 774,788 |
| Min. Ntnl. Plan. Housing&infra | P-WAS069-001 | Prov. of Water Supply & Sewerage Project | | 487,091 |
| Min. Ntnl. Plan. Housing&infra | Z-ZZZZZZ-ZZZ | | | 1,354,276 |
| Min. Ntnl. Plan. Housing&infra | P-OFF008-001 | | | 127,430 |
| | Result | | 2,146,590,706.00 | 2,234,581,245.93 |
| Regional Airports | P-RAP002-003 | HDh.Kulhudhufushi Airport with Reclam. | | 222,800 |
| Regional Airports | P-RAP002-004 | Sh.Funadhoo Airport with Reclam. | | 2,378,790 |
| Regional Airports | P-RAP002-006 | Dev. of GDh.Maavarulu Airport | | 8,465,028 |
| Regional Airports | P-RAP002-007 | Construction of HA.Maafinolhu Airport | | 54,810,337 |
| | Result | | | 65,876,955.30 |



Government of Maldives

Consolidated Financial Statements

| | | | | |
|-----------------------------------|---------------|--|----------------------|----------------------|
| Min. Envrnmnt, Clim. Chng & Tech. | # | Not assigned | | 54,286 |
| | Result | | | 54,286.00 |
| Min. Fisheries, M. R. & Agri. | P-FIS007-001 | Estab. Of Quarantine Facility | 1,670,000 | 1,670,000 |
| Min. Fisheries, M. R. & Agri. | P-FIS008-001 | Estab. Of Fish Factory | 975,000 | |
| Min. Fisheries, M. R. & Agri. | P-FIS013-001 | Development of Iceplant - F.Feali | 4,140,000 | 1,680,000 |
| Min. Fisheries, M. R. & Agri. | P-FIS017-001 | Development of Iceplant - L.Maabaidhoo | 4,000,000 | |
| Min. Fisheries, M. R. & Agri. | P-FIS019-001 | Estab. Ice Plant - HA.Hoarafushi | 2,000,000 | |
| Min. Fisheries, M. R. & Agri. | P-FIS020-001 | Maldives Agribusiness Project | | 1,459,306 |
| Min. Fisheries, M. R. & Agri. | P-MFA009-004 | Maldives Sustainable Fisheries Dev Prjt | 21,000,000 | 10,423 |
| Min. Fisheries, M. R. & Agri. | P-MFA033-001 | Establishing Ice Plant | 6,317,500 | 4,410,000 |
| Min. Fisheries, M. R. & Agri. | # | Not assigned | | 739,371 |
| | Result | | 40,102,500.00 | 9,969,100.26 |
| Min. of Islamic Affairs | P-MIA001-049 | Construction of a Mosque in Lh Kurendhoo | 400,000 | 5,045 |
| Min. of Islamic Affairs | P-MIA001-063 | Construction of mosque - S.Meedhoo | 1,000,000 | |
| Min. of Islamic Affairs | P-MIA001-075 | Construction of mosque in Ha.Thuraakunu | 340,000 | |
| Min. of Islamic Affairs | P-MIA001-078 | Construction of mosque in L.Kalaidhoo | 2,345,890 | 1,974,440 |
| Min. of Islamic Affairs | P-MIA016-001 | Const of Islamic Center in R.Ugoofaaru | 1,836,510 | 2,229,548 |
| Min. of Islamic Affairs | P-MSQ001-001 | Construction of a Mosque - N.Magoodhoo | 104,038 | 219,354 |
| Min. of Islamic Affairs | P-MSQ006-001 | Construction of Mosque - R. Vaadhoo | 2,009,893 | 1,796,924 |
| Min. of Islamic Affairs | P-MSQ007-001 | Const of Mosque - AA.Bodufulhadhoo | 3,256,102 | 3,483,016 |
| Min. of Islamic Affairs | P-MSQ008-001 | Upgrading of Masjidul Hudha -Fuvahmulah | 580,000 | 2,451,590 |
| Min. of Islamic Affairs | P-MSQ017-001 | Dev. Of Mosque - F.Nilandhoo | 419,000 | |
| Min. of Islamic Affairs | P-MSQ018-001 | Dev. Of Mosque - HA.Dhihdhoo | 575,000 | |
| Min. of Islamic Affairs | P-MSQ019-001 | Dev. Of Mosque - Fuvamulak Dhoodigan | 485,000 | 1,788,587 |
| Min. of Islamic Affairs | P-MSQ020-001 | Dev. Of Mosque - Th.Vandhoo | 400,000 | |
| Min. of Islamic Affairs | P-MSQ021-001 | Dev. Of Mosque - Dh.Meedhoo | 355,000 | |
| Min. of Islamic Affairs | P-MSQ022-001 | Dev. Of Mosque - Adh.Dhigurah | 300,000 | |
| Min. of Islamic Affairs | P-MSQ023-001 | Dev. Of Mosque - GA.Kondey | 240,000 | 1,164,718 |
| Min. of Islamic Affairs | P-MSQ024-001 | Dev. Of Mosque - S.Maradhoo | 2,000,000 | |
| Min. of Islamic Affairs | P-MSQ025-001 | Devel. Of Mosque - AA.Himandhoo | 400,000 | |
| Min. of Islamic Affairs | P-MSQ026-001 | Devel. Of Mosque - N.Manadhoo | 1,000,000 | |
| Min. of Islamic Affairs | P-MSQ027-001 | Devel. Of Mosque - HDh.Hanimaadhoo | 1,000,000 | |
| Min. of Islamic Affairs | P-MSQ028-001 | Devel. Of Mosque - HDh.Hirimaradhoo | 1,000,000 | |
| Min. of Islamic Affairs | P-MSQ029-001 | Devel. Of Mosque - Th.Dhiyamigili | 1,000,000 | |
| Min. of Islamic Affairs | P-MSQ030-001 | Devel. Of Mosque - Th.Gaadhiffushi | 500,000 | |
| Min. of Islamic Affairs | P-MSQ031-001 | Devel. Of Mosque - GA.Kolamaafushi | 400,000 | |
| Min. of Islamic Affairs | P-MSQ032-001 | Devel. Of Mosque - L.Isdhoo | 1,800,000 | 0 |
| Min. of Islamic Affairs | P-MSQ034-001 | Const. of Temp Mosque - Hiya Flat Area | | 4,630,603 |
| Min. of Islamic Affairs | P-SOC001-001 | Estb.of Centre For Holy Quran-Fuvahmulah | 2,887,469 | |
| Min. of Islamic Affairs | # | Not assigned | | 1,113 |
| | Result | | 26,633,902.00 | 19,744,938.83 |
| People's Majlis Secretariat | P-MAJ001-001 | Const of Office Building-People's Majlis | 2,971,641 | 3,419,614 |
| | Result | | 2,971,641.00 | 3,419,613.54 |
| Auditor General's Office | P-OFF004-001 | Const. Of Auditor Generals Office | 25,000,000 | |
| | Result | | 25,000,000.00 | |
| Dept. of Judicial Admin. | P-CRT001-001 | Dev. Of Magistrate Court - Th.Guraidhoo | 300,000 | 737,487 |
| Dept. of Judicial Admin. | P-CRT002-001 | Dev. Of Magistrate Court - HA.Baarah | 300,000 | 715,107 |



Government of Maldives

Consolidated Financial Statements

| | | | | |
|--------------------------------|---------------|---|----------------------|----------------------|
| Dept. of Judicial Admin. | P-CRT003-001 | Dev. Of Magistrate Court - K.Hura | 300,000 | |
| Dept. of Judicial Admin. | P-CRT004-001 | Construction Of Niyaavehi | 12,468,750 | |
| Dept. of Judicial Admin. | P-CRT005-001 | Dev. Of Magistrate Court - GDh.Vaadhoo | 300,000 | 738,282 |
| Dept. of Judicial Admin. | P-CRT006-001 | Dev. Of Magistrate Court - M.Veyvah | 300,000 | |
| Dept. of Judicial Admin. | P-CRT007-001 | Dev. Of Magistrate Court R.Angolhitheemu | 300,000 | |
| Dept. of Judicial Admin. | P-JAS001-023 | Const.of court complex-Addu city | 5,700,000 | |
| Dept. of Judicial Admin. | P-JAS002-004 | Supreme Court new building | 1,500,000 | |
| | Result | | 21,468,750.00 | 2,190,875.88 |
| Ntnl Center for Cult. Heritage | P-SOC003-001 | Upgrade Uthymu B.thakrufn Hadhany Markaz | 3,000,000 | 1,428,880 |
| | Result | | 3,000,000.00 | 1,428,880.00 |
| Ministry of Finance | P-MFT008-003 | Digital Terrestrial Network Dev. Project | 5,600,000 | 3,763,543 |
| | Result | | 5,600,000.00 | 3,763,542.53 |
| Local Government Authority | P-FIS002-001 | Const.of Fish Market - HDh.Vaikaradhoo | 87,597 | 2,199,281 |
| Local Government Authority | P-FIS005-001 | Construction of Fish Market - Villimale' | 395,000 | |
| Local Government Authority | P-FIS010-001 | Construction Of Fish Market | 500,000 | 900,000 |
| Local Government Authority | P-FIS011-001 | Construction Of Farmers Market | 562,500 | |
| Local Government Authority | P-FIS012-001 | Construction Of Fish Market | 1,500,000 | 1,989,120 |
| Local Government Authority | P-FIS018-001 | Devel. of Fish Market - Lh.Kurendhoo | 1,500,000 | |
| Local Government Authority | P-LCL001-001 | Const.of Council Office - K.Huraa | 1,373,199 | 2,506,651 |
| Local Government Authority | P-LCL002-001 | Const.of Council Office - L.Isdhoo | 226,586 | 1,327,794 |
| Local Government Authority | P-LCL003-001 | Const.of Council Office - GA.Kondey | 1,166,694 | 2,418,372 |
| Local Government Authority | P-LCL004-001 | Upgrade Council Building -Kulhudhuffushi | 181,131 | |
| Local Government Authority | P-LCL005-001 | Const.of Council Building - Lh. Naifaru | 1,172,369 | 1,486,110 |
| Local Government Authority | P-LCL006-001 | Const.of Council Building- Kudahuvadhoo | 2,017,640 | 2,326,876 |
| Local Government Authority | P-LCL007-001 | Const.of Council Building - Th.Madifushi | 4,097,899 | |
| Local Government Authority | P-LCL011-001 | Dev. Of Council Office - N.Maalhendhoo | 660,000 | |
| Local Government Authority | P-LCL012-001 | Dev. Of Council Office - V.Rakeedhoo | 700,000 | |
| Local Government Authority | P-LCL013-001 | Dev. Of Council Office - GDh.Hoandehdhoo | 925,000 | |
| Local Government Authority | P-LCL014-001 | Dev. Of Council Office - GDh.Vaadhoo | 1,575,000 | |
| Local Government Authority | P-LCL015-001 | Dev. Of Council Office - HA.Hoarafushi | 720,000 | |
| Local Government Authority | P-LCL016-001 | Dev. Of Council Office - R.Rasgetheemu | 400,000 | 595,676 |
| Local Government Authority | P-LCL017-001 | Dev. Of Council Office - B.Fulhadhoo | 1,000,000 | |
| Local Government Authority | P-LCL018-001 | Dev. Of Council Office Adh.Hanyaameedhoo | 405,000 | |
| Local Government Authority | P-LCL019-001 | Dev. Of Council Office - M.Raimandhoo | 369,000 | |
| Local Government Authority | P-LCL020-001 | Dev. Of Council Office - GDh.Gadhdhoo | 1,520,000 | |
| Local Government Authority | P-LCL021-001 | Dev. Of Council Office - F.Bileidhoo | 640,000 | 1,140,000 |
| Local Government Authority | P-LCL022-001 | Dev. Of Council Office - Male City | 1,500,000 | |
| Local Government Authority | P-LCL023-001 | Est Of Council Office Buildin-N.Miladhoo | 1,000,000 | |
| Local Government Authority | P-LCL024-001 | Est Of Council Office Buildin-AA.Feridhoo | 1,000,000 | 2,657,727 |
| Local Government Authority | P-LGA002-010 | Const.of council office - M.Maduvvaree | 975,000 | |
| Local Government Authority | P-LGA020-001 | Const.of new buildin K.Dhiffushi council | 485,000 | |
| Local Government Authority | P-OTH008-001 | Leveling Mud Lands - S.Feydhoo | 2,400,000 | 2,400,000 |
| Local Government Authority | P-SOC006-001 | Const.of Funeral Home - Th. Vilufushi | 770,150 | 770,150 |
| Local Government Authority | P-SOC056-001 | Cemetery Boundary Wal-HDh.Nolhivaranfaru | 1,000,000 | |
| | Result | | 32,824,765.00 | 22,717,756.75 |
| M. Gender,Family & Social Serv | P-MOH004-024 | Family &Child Srves Cntr-B.Eydafush 1510 | | 57,578 |
| M. Gender,Family & Social Serv | P-SCO049-001 | Estab. Amaan Hiya - R.Ungoofaaruu | 2,500,000 | 190,229 |
| M. Gender,Family & Social Serv | P-SCO050-001 | Estab. Amaan Hiya - Hulhumale' | 2,000,000 | |



Government of Maldives
Consolidated Financial Statements

| | | | | |
|--------------------------------|---------------|--|----------------------|----------------------|
| M. Gender,Family & Social Serv | P-SCO051-001 | Estab. Elderly Welness Centre - S.Hithad | 2,500,000 | 20,945 |
| M. Gender,Family & Social Serv | P-SOC040-001 | Estab.Famly&Childrn Svc Cntr F.Nilandhoo | 4,240,000 | 58,642 |
| M. Gender,Family & Social Serv | P-SOC043-001 | Estab. Day Care Centre - Male | 2,400,000 | 616,323 |
| M. Gender,Family & Social Serv | P-SOC044-001 | Estab. Amaan Hiya - Addu City | 2,500,000 | 325,000 |
| M. Gender,Family & Social Serv | P-SOC045-001 | Estab. Childrens Home - B.Eydhafushi | 4,240,000 | 86,804 |
| M. Gender,Family & Social Serv | P-SOC049-001 | Dev.Of Rehab Ctr for Pple wit Spcl Needs | 5,000,000 | |
| M. Gender,Family & Social Serv | P-SOC043-001 | Estab. Day Care Centre - Male | | 29,000.0 |
| M. Gender,Family & Social Serv | P-SOC043-001 | Estab. Day Care Centre - Male | | 22,500.0 |
| M. Gender,Family & Social Serv | P-SOC043-001 | Estab. Day Care Centre - Male | | 6,800.0 |
| M. Gender,Family & Social Serv | P-SOC043-001 | Estab. Day Care Centre - Male | | 16,945.0 |
| | Result | | 25,380,000.00 | 1,430,766.66 |
| Min.Transport & Civil Aviation | P-TRN006-001 | Devel. Of Mini Bus Service - Male City | 16,191,000 | 22,318,922 |
| | Result | | 16,191,000.00 | 22,318,922.00 |
| Min. Arts, Culture & Heritage | P-SOC046-001 | Estab. Of Museum - HA.Utheemu | 320,000 | |
| Min. Arts, Culture & Heritage | P-SOC052-001 | Devel. Of Olympus | 2,000,000 | |
| | Result | | 2,320,000.00 | |
| Overall Result | | | 3,386,934,613 | 3,170,828,066 |

52. Consolidated Revenue Fund

| Description | 2021 | | | 2020 | | |
|------------------------------------|----------------|-------------|----------------|----------------|-------------|----------------|
| | Government | Third Party | Total | Government | Third Party | Total |
| TOTAL RECEIPTS | 19,285,541,400 | | 19,285,541,400 | 14,282,779,961 | | 14,282,779,961 |
| TOTAL REVENUES & GRANTS | 19,285,541,400 | | 19,285,541,400 | 14,282,779,961 | | 14,282,779,961 |
| TOTAL REVENUES | 19,086,886,421 | | 19,086,886,421 | 13,684,810,379 | | 13,684,810,379 |
| Tax Revenues | 13,786,763,338 | | 13,786,763,338 | 10,498,002,293 | | 10,498,002,293 |
| Non-Tax Revenues | 5,288,897,075 | | 5,288,897,075 | 3,180,093,060 | | 3,180,093,060 |
| Other Revenues | 11,226,007 | | 11,226,007 | 6,715,026 | | 6,715,026 |
| External Assistance -Cash Grants | 198,654,979 | | 198,654,979 | 597,969,582 | | 597,969,582 |
| TOTAL PAYMENTS | 21,604,052,177 | | 21,604,052,177 | 17,679,961,289 | | 17,679,961,289 |
| TOTAL RECURRENT EXPENDITURE | 18,305,943,874 | | 18,305,943,874 | 15,127,890,273 | | 15,127,890,273 |
| Salaries and Wages | 7,193,321,933 | | 7,193,321,933 | 6,827,066,668 | | 6,827,066,668 |
| Admin. & Operative Expenses | 4,812,298,218 | | 4,812,298,218 | 3,567,468,213 | | 3,567,468,213 |
| Interest Payments | 2,104,465,539 | | 2,104,465,539 | 1,603,859,136 | | 1,603,859,136 |
| Social Assistance | 3,966,249,553 | | 3,966,249,553 | 3,034,402,429 | | 3,034,402,429 |
| Other Expenditure | 229,608,631 | | 229,608,631 | 95,093,826 | | 95,093,826 |
| TOTAL CAPITAL EXPENDITURE | 3,298,108,303 | | 3,298,108,303 | 2,552,071,016 | | 2,552,071,016 |
| Fixed Assets | 529,913,631 | | 529,913,631 | 322,720,729 | | 322,720,729 |
| Work In Progress | 15,989,085 | | 15,989,085 | - | | - |
| Other Capital Expenditure | 2,752,205,587 | | 2,752,205,587 | 2,229,350,287 | | 2,229,350,287 |



Government of Maldives
Consolidated Financial Statements

53. Loans & Capital works Fund

| Description | 2021 | | | 2020 | | |
|------------------------------------|----------------|--------------|----------------|----------------|---------------|----------------|
| | Government | Third Party | Total | Government | Third Party | Total |
| TOTAL RECEIPTS | 15,580,656,974 | 926,563,769 | 16,507,220,743 | 11,758,331,850 | 1,088,473,523 | 12,846,805,373 |
| TOTAL REVENUES & GRANTS | 1,443,773,851 | | 1,443,773,851 | 482,103,846 | | 482,103,846 |
| TOTAL REVENUES | 613,166,227 | | 613,166,227 | 122,225,266 | | 122,225,266 |
| Non-Tax Revenues | 598,333,363 | | 598,333,363 | 110,587,060 | | 110,587,060 |
| Capital Receipts | 14,832,864 | | 14,832,864 | 11,638,133 | | 11,638,133 |
| Other Revenues | - | | 0 | 73 | | 73 |
| External Assistance -Cash Grants | 830,607,624 | | 830,607,624 | 359,878,581 | | 359,878,581 |
| TOTAL BORROWING INFLOWS | 14,135,722,613 | 926,563,769 | 15,062,286,382 | 11,276,019,874 | 1,088,473,523 | 12,364,493,397 |
| External Assistance - Borrowings | 8,103,379,242 | 926,563,769 | 9,029,943,010 | 2,168,897,554 | 1,088,473,523 | 3,257,371,077 |
| Domestic Borrowing | 6,032,343,371 | | 6,032,343,371 | 9,107,122,320 | | 9,107,122,320 |
| Other Inflows | 1,160,510 | | 1,160,510 | 208,129.48 | | 208,129.48 |
| Lending Repayments - Domestic | 1,160,510 | | 1,160,510 | 208,129.48 | | 208,129.48 |
| TOTAL EXPENDITURE | 8,482,960,495 | 926,563,769 | 9,409,524,264 | 6,585,123,316 | 1,088,473,523 | 7,673,596,839 |
| TOTAL RECURRENT EXPENDITURE | 421,135,757 | 8,095,746 | 429,231,503 | 219,967,837 | 145,412,677 | 365,380,514 |
| Salaries and Wages | 50,875,503 | | 50,875,503 | 35,839,616 | | 35,839,616 |
| Admin. & Operative Expenses | 96,784,186 | 8,095,745.90 | 104,879,931 | 45,896,127 | 145,412,676.5 | 191,308,804 |
| Social Assistance | 273,326,069 | | 273,326,069 | 138,232,094 | | 138,232,094 |
| Other Expenditure | 150,000 | | 150,000 | - | | - |
| TOTAL CAPITAL EXPENDITURE | 3,806,236,936 | 918,468,023 | 4,724,704,959 | 5,172,026,074 | 943,060,847 | 6,115,086,920 |
| Fixed Assets | 36,123,030 | | 36,123,030 | 7,824,811 | | 7,824,811 |
| Work In Progress | 3,887,775,813 | 918,468,023 | 4,806,243,836 | 3,571,999,286 | 943,060,847 | 4,515,060,132 |
| Other Capital Expenditure | -117,661,906 | | -117,661,906 | 1,592,201,977 | | 1,592,201,977 |
| TOTAL BORROWING OUTFLOWS | 4,047,785,802 | | 4,047,785,802 | 1,193,129,405 | | 1,193,129,405 |
| Repayment of Foreign Loans | 3,847,803,499 | | 3,847,803,499 | 753,310,966 | | 753,310,966 |
| Repayment of Domestic Debt | 199,982,303 | | 199,982,303 | 439,818,439 | | 439,818,439 |
| Other Outflows | 207,802,000 | | 207,802,000 | | | |
| Lendings - Domestic | 207,802,000 | | 207,802,000 | | | |

54. Trust Fund

| Description | 2021 | | | 2020 | | |
|------------------------------------|---------------|-------------|---------------|---------------|-------------|---------------|
| | Government | Third Party | Total | Government | Third Party | Total |
| TOTAL RECEIPTS | 3,562,489,910 | | 3,562,489,910 | 1,324,696,318 | | 1,324,696,318 |
| TOTAL REVENUES & GRANTS | 1,040,222,418 | | 1,040,222,418 | 495,562,939 | | 495,562,939 |
| TOTAL REVENUES | 1,037,791,074 | | 1,037,791,074 | 495,562,789 | | 495,562,789 |
| Tax Revenues | 802,111,899 | | 802,111,899 | 351,774,240 | | 351,774,240 |
| Non-Tax Revenues | 235,674,551 | | 235,674,551 | 143,788,549 | | 143,788,549 |
| Capital Receipts | 4,625 | | 4,625 | | | |
| External Assistance -Cash Grants | 2,431,344 | | 2,431,344 | 150 | | 150 |
| Other Inflows | 2,522,267,492 | | 2,522,267,492 | 829,133,380 | | 829,133,380 |
| Lending Repayments - Domestic | | | | 6,275,000 | | 6,275,000 |
| Refundable Deposits | 2,522,267,492 | | 2,522,267,492 | 822,858,380 | | 822,858,380 |
| TOTAL EXPENDITURE | 3,360,875,655 | | 3,360,875,655 | 2,874,752,069 | | 2,874,752,069 |
| TOTAL RECURRENT EXPENDITURE | 175,974,124 | | 175,974,124 | 418,724,402 | | 418,724,402 |
| Salaries and Wages | 26,789,348 | | 26,789,348 | 24,323,167 | | 24,323,167 |



Government of Maldives
Consolidated Financial Statements

| | | | | | | |
|----------------------------------|----------------------|--|----------------------|----------------------|--|----------------------|
| Admin. & Operative Expenses | 32,890,427 | | 32,890,427 | 43,804,584 | | 43,804,584 |
| Social Assistance | 116,294,349 | | 116,294,349 | 350,596,651.18 | | 350,596,651 |
| TOTAL CAPITAL EXPENDITURE | 606,530,916 | | 606,530,916 | 461,516,325 | | 461,516,325 |
| Fixed Assets | 3,091,962 | | 3,091,962 | 5,908,249 | | 5,908,249 |
| Work In Progress | 603,381,013 | | 603,381,013 | 301,349,858 | | 301,349,858 |
| Other Capital Expenditure | 57,942 | | 57,942 | 154,258,218 | | 154,258,218 |
| Other Outflows | 2,578,370,615 | | 2,578,370,615 | 1,994,511,342 | | 1,994,511,342 |
| Lendings - Domestic | | | | 1,010,000,000 | | 1,010,000,000 |
| Refundable Deposits | 2,578,370,615 | | 2,578,370,615 | 984,511,342 | | 984,511,342 |

55. Advance Fund

| Description | 2021 | | | 2020 | | |
|----------------------------------|----------------------|-------------|----------------------|----------------------|-------------|----------------------|
| | Government | Third Party | Total | Government | Third Party | Total |
| TOTAL RECEIPTS | 5,013,407,097 | | 5,013,407,097 | 4,275,814,136 | | 4,275,814,136 |
| TOTAL REVENUES | 1,388,286,532 | | 1,388,286,532 | 970,357,269 | | 970,357,269 |
| Grants to Council | 232,526,681 | | 232,526,681 | 212,748,063 | | 212,748,063 |
| Advances to Foreign Embassies | 3,392,593,883 | | 3,392,593,883 | 3,092,708,804 | | 3,092,708,804 |
| Advances to Atoll Based Agencies | 5,013,407,097 | | 5,013,407,097 | 4,275,814,136 | | 4,275,814,136 |

56. Expenditure of Accountable Government Agencies

| Business Area | Approved Budget 2021 | Revised Budget 2021 | Total 2021 | CRF 2021 | LCWF 2021 | TF 2021 | AF 2021 |
|---------------------------------------|-----------------------|-----------------------|-----------------------|-----------------------|----------------------|--------------------|----------------------|
| Total | 37,167,687,519 | 39,688,092,674 | 36,901,820,159 | 21,691,108,345 | 9,410,988,929 | 807,749,327 | 4,991,973,559 |
| Presidents Office | 171,186,052 | 180,142,924 | 178,984,543 | 178,984,543 | | | |
| People's Majlis | 182,099,561 | 165,043,705 | 163,472,375 | 160,052,761 | 3,419,614 | | |
| Judicial Service Commission | 18,124,830 | 15,024,123 | 15,002,810 | 15,002,810 | | | |
| Department of Judicial Administration | 502,415,839 | 465,763,915 | 455,069,733 | 452,878,857 | 2,190,876 | | |
| Elections Commission | 76,116,934 | 132,247,733 | 123,197,820 | 123,197,820 | | | |
| Civil Service Commission | 26,161,617 | 31,092,169 | 30,808,092 | 30,808,092 | | | |
| Human Rights Commission | 26,927,889 | 28,814,132 | 28,419,152 | 28,419,152 | | | |
| Anti-Corruption Commission | 38,717,101 | 36,504,158 | 36,476,414 | 36,476,414 | | | |
| Auditor Generals Office | 81,795,000 | 47,451,500 | 47,417,581 | 47,417,581 | | | |
| Prosecutor Generals Office | 61,301,754 | 61,334,998 | 61,232,043 | 61,232,043 | | | |
| Maldives Inland revenue Authority | 99,761,141 | 99,421,127 | 99,520,966 | 99,520,966 | | | |
| Employment Tribunal | 10,575,000 | 10,655,419 | 10,644,269 | 10,644,269 | | | |
| Maldives Media Council | 5,000,000 | 4,762,923 | 4,759,586 | 4,759,586 | | | |
| Maldives Broadcasting Commission | 11,200,000 | 11,476,630 | 11,466,682 | 11,466,682 | | | |
| Tax Appeal Tribunal | 10,805,920 | 10,375,924 | 10,243,838 | 10,243,838 | | | |
| Local Government Authority | 78,610,557 | 51,389,082 | 49,998,910 | 26,081,153 | 23,917,757 | | |
| Information Commissioners Office | 4,500,000 | 3,460,667 | 3,457,932 | 3,457,932 | | | |
| National Integrity Commission | 9,406,984 | 13,224,919 | 12,928,169 | 12,928,169 | | | |
| Ministry of Finance | 1,261,235,046 | 833,574,928 | 832,648,765 | 59,931,633 | 772,717,131 | | |
| Ministry of Defense | 24,773,750 | 16,348,198 | 16,316,196 | 13,273,903 | 3,042,293 | | |
| Ministry of Home Affairs | 101,611,643 | 75,566,137 | 54,692,457 | 42,871,226 | 11,821,231 | | |
| Ministry of Education | 3,049,940,346 | 2,932,673,449 | 2,902,140,212 | 902,373,340 | 261,111,503 | 7,648,626 | 1,731,006,743 |
| Maldives Islamic University | 44,205,991 | 47,982,644 | 47,762,429 | 42,118,701 | | 5,643,728 | |
| Maldives National University | 181,692,212 | 173,685,479 | 171,318,605 | 164,400,568 | 6,918,037 | | |
| Ministry of Foreign Affairs | 346,756,718 | 349,223,256 | 303,861,571 | 71,075,990 | | | 232,785,581 |
| Ministry of Health | 2,036,167,323 | 2,505,436,239 | 2,067,115,216 | 969,564,509 | 202,954,611 | 484,371 | 894,111,724 |
| Ministry of Economic Development | 425,328,188 | 435,961,658 | 394,280,556 | 134,571,462 | 259,709,095 | | |



Government of Maldives

Consolidated Financial Statements

| | | | | | | | |
|---|----------------|----------------|----------------|---------------|---------------|--------------|---------------|
| Ministry of Tourism | 27,474,807 | 54,250,750 | 51,522,830 | 39,943,383 | 5,748,048 | 5,831,399 | |
| Ministry of Youth, Sports and Community Empowerment | 454,904,270 | 410,940,586 | 399,247,392 | 200,097,409 | 199,149,983 | | |
| Ministry of National Planning, Housing and Infrastructure | 5,328,594,663 | 4,193,021,941 | 3,566,065,800 | 217,353,478 | 2,984,604,300 | 364,108,022 | |
| Ministry of Fisheries, Marine Resources and Agriculture | 231,963,410 | 127,141,913 | 116,994,117 | 49,989,675 | 66,912,736 | 91,707 | |
| Ministry of Islamic Affairs | 277,989,338 | 263,312,194 | 260,459,131 | 158,508,717 | 26,847,588 | 75,102,826 | |
| Ministry of Environment, Climate Change and Tehcnology | 871,117,167 | 731,159,577 | 708,069,533 | 284,875,593 | 168,353,034 | 254,840,906 | |
| Attorney Generals Office | 58,772,006 | 37,885,247 | 37,854,367 | 37,854,367 | | | |
| Ministry Of Gender, Family and Social Services | 232,439,694 | 210,199,915 | 196,987,745 | 181,506,566 | 12,994,555 | 2,486,624 | |
| MOFT / Special Budget | 10,425,241,581 | 13,466,894,673 | 11,040,981,687 | 6,866,316,509 | 4,056,027,568 | 118,637,610 | |
| MOFT / Pension Budget | 1,340,000,000 | 1,413,523,568 | 1,413,378,461 | 1,413,378,461 | | | |
| Maldives Police Services | 1,515,503,636 | 1,636,922,114 | 1,625,414,702 | 1,578,907,439 | 46,507,263 | | |
| Maldives Customs Services | 229,800,515 | 240,403,507 | 240,310,681 | 236,156,614 | 4,154,067 | | |
| National Social Protection Agency | 1,199,688,894 | 2,085,332,472 | 2,049,208,156 | 2,102,435,703 | | (53,227,547) | |
| Male' Group of Hospitals | 986,522,842 | 1,606,858,244 | 1,508,660,110 | 1,372,216,741 | 136,443,370 | | |
| Councils | 1,316,165,343 | 42,127,212 | 1,388,286,532 | | | 24,831,822 | 1,363,454,711 |
| Family Protection Authority | 9,383,760 | 7,845,031 | 7,726,309 | 7,726,309 | | | |
| Maldives National Defense Force | 1,307,544,773 | 1,588,518,371 | 1,556,374,642 | 1,527,977,467 | 28,397,175 | | |
| Maldives Correctional Services | 335,018,001 | 345,967,951 | 331,512,023 | 325,294,125 | 6,217,898 | | |
| Maldives Immigration | 153,627,661 | 156,312,580 | 154,586,053 | 154,586,053 | | | |
| Ministry of Higher Education | 692,584,283 | 633,022,569 | 594,082,050 | 568,192,189 | 25,872,362 | 17,500 | |
| Ministry of Transport & Civil Aviation | 60,314,989 | 164,033,222 | 153,367,371 | 65,171,494 | 88,195,877 | | |
| Ministry of Arts, Culture and Heritage | 59,207,638 | 56,411,911 | 54,067,730 | 49,332,303 | 3,483,694 | 1,251,733 | |
| National Disaster Management Authority | 13,438,000 | 62,663,111 | 37,449,130 | 37,449,130 | | | |
| Aviation Security Command | 139,617,118 | 178,982,538 | 178,599,026 | 178,599,026 | | | |
| Maldives International Arbitration Center | 6,000,000 | 4,091,113 | 4,072,083 | 4,072,083 | | | |
| Children's Ombudsperson's Office | 5,000,000 | 5,510,672 | 5,500,155 | 5,500,155 | | | |
| Kulhudhuffushi Regional Hospital | 184,595,783 | 198,652,973 | 191,596,693 | | | | 191,596,693 |
| Addu Equitorial Hospital | 192,473,027 | 242,330,779 | 197,372,969 | | | | 197,372,969 |
| Office of Ombudsperson for Transitional Justice | | 11,944,977 | 11,849,653 | 11,849,653 | | | |
| L. Gan Regional Hospital | 104,283,617 | 129,770,239 | 120,624,126 | | | | 120,624,126 |
| Hulhumale Hospital | 285,249,985 | 379,932,655 | 305,340,966 | 302,063,704 | 3,277,263 | | |
| R. Ungoofaaru Regional Hospital | 122,909,260 | 139,673,944 | 138,646,162 | | | | 138,646,162 |
| Abdul Samad Memorial Hospital | 113,844,062 | 123,816,088 | 122,374,849 | | | | 122,374,849 |



Government of Maldives
Consolidated Financial Statements

Public Funds

57. Comparison of Budget and Actual Amounts

| Description | Approved Budget 2021 | Revised Budget 2021 | Actuals 2021 |
|----------------------------|-----------------------|-----------------------|-----------------------|
| TOTAL RECEIPT | 37,662,158,859 | - | 37,024,023,676 |
| Consolidated Revenue Fund | 19,720,344,931 | - | 19,472,811,414 |
| Loans & Capital Works Fund | 17,205,651,166 | - | 16,507,221,193 |
| Trust Fund | 736,162,762 | - | 1,043,991,069 |
| Advance Fund | - | - | - |
| TOTAL PAYMENT | 37,167,687,519 | 36,382,931,721 | 36,901,820,159 |
| Consolidated Revenue Fund | 18,371,353,055 | 22,983,785,748 | 21,691,108,345 |
| Loans & Capital Works Fund | 11,829,525,169 | 10,385,556,691 | 9,410,988,929 |
| Trust Fund | 726,828,034 | 782,917,505 | 782,917,505 |
| Advance Fund | 6,239,981,261 | 2,230,671,777 | 5,016,805,381 |

Statement of Assets and Liabilities

58. Statement of Assets 2021

| Description | 31 December 2021 | 31 December 2020 |
|--|-----------------------|-----------------------|
| Assets | | |
| Fixed Assets (Non-current Assets) | | |
| Property, Plant and Equipment (Note 58.1) | 17,028,885,047 | 6,034,200,204 |
| Investments in state-owned enterprises | 11,229,414,422 | 9,334,059,807 |
| Sovereign Development Funds | 2,037,485,928 | 2,227,046,162 |
| Other Investments | 425,721,671 | 200,000,000 |
| Total Fixed Assets (Non-current Assets) | 30,721,507,068 | 17,795,306,173 |
| Current Assets | | |
| Cash and Cash Equivalents (Note 58.2) | 4,913,066,696 | 4,618,570,696 |
| Accounts Receivables | 25,904,964,465 | 27,560,626,733 |
| Tax Revenue | 5,637,051,516 | 4,692,184,409 |
| Non Tax Revenue | 11,457,506,384 | 17,363,288,657 |
| Provisions for doubtful debts (Tax Revenue) | (6,715,066,503) | (7,738,660,246) |
| Subsidiary Loans Receivables | 12,922,130,749 | 11,624,361,217 |
| Dividends Receivables | 2,438,514,757 | 1,445,177,715 |
| Receivables from student loan | 164,827,562 | 174,274,981 |
| Total Fixed Assets | 30,818,031,162 | 32,179,197,429 |
| Total Assets | 61,539,538,230 | 49,974,503,602 |



Government of Maldives
Consolidated Financial Statements

58.1 Property, Plant and Equipment as at 31st December 2021

| Description | Land & Building | Infrastructure Assets | Furniture, Machinery & Equipment | Vehicles | Capital Work-In-Progress | Total 2021 | Total 2020 |
|----------------------------------|--------------------|-----------------------|----------------------------------|--------------------|--------------------------|-----------------------|----------------------|
| Acquisition cost | | | | | | | |
| Beginning Balance | 79,834,977 | 10,007,572 | 2,961,691,952 | 587,477,487 | 10,233,334,856 | 13,872,346,845 | 3,280,048,804 |
| Additions | 25,110,787 | - | 488,370,199 | 77,165,565 | 5,437,142,872 | 6,027,789,423 | 5,200,846,136 |
| Disposals | | | | | | | |
| WIP transferred to Assets | | | | | | | |
| Transfers to Intangible Asset | | | | | | | |
| profit on Exchange Rate | | | | | | | |
| Closing Balance | 104,945,765 | 10,007,572 | 3,450,062,150 | 664,643,052 | 15,670,477,728 | 19,900,136,267 | 8,480,894,940 |
| Accumulated Depreciation | | | | | | | |
| Beginning Balance | 1,120,565 | 2,875,802 | 2,137,434,323 | 304,935,929 | - | 2,446,366,618 | 2,002,571,787 |
| Depreciation charge for the year | 310,318 | 400,854 | 355,516,861 | 68,656,569 | - | 424,884,602 | 444,122,949 |
| Disposals | | | | | | | |
| Losses on Exchange Rates | | | | | | | |
| Closing Balance | 1,430,883 | 3,276,656 | 2,492,951,183 | 373,592,498 | - | 2,871,251,220 | 2,446,694,735 |
| Net Book Value | 103,514,882 | 6,730,917 | 957,110,967 | 291,050,554 | 15,670,477,728 | 17,028,885,047 | 6,034,200,204 |

58.2 Cash and Cash Equivalents as at 31st December 2021

| Description | 31 December 2021 | 31 December 2020 |
|---|----------------------|----------------------|
| Public Bank Account Balances | (3,689,886,157) | (3,296,840,840) |
| Other Government Accounts at MMA | 7,602,090,848 | 6,942,673,112 |
| Government Accounts at Bank of Maldives | 993,946,647 | 944,969,176 |
| Cash on Hand | 6,915,359 | 27,769,248 |
| Total Cash and Cash Equivalents | 4,913,066,696 | 4,618,570,696 |

59. Aid in Kind as at 31st December 2021

| Description | 31 December 2021 | 31 December 2020 |
|--------------------|--------------------|------------------|
| Foreign and Local | 109,744,313 | 5,311,200 |
| Aid In Kind | 109,744,313 | 5,311,200 |

60. Contingent Assets as at 31st December 2021

| Description | 31 December 2021 | 31 December 2020 |
|--------------------|--------------------|--------------------|
| Foreign and Local | 223,633,281 | 420,183,981 |
| Aid In Kind | 223,633,281 | 420,183,981 |



Government of Maldives
Consolidated Financial Statements


61. Statement of Liabilities as at 31st December 2021

| Description | 31 December 2021 | 31 December 2020 |
|--|-----------------------|-----------------------|
| LIABILITIES | | |
| Non-current liabilities | | |
| Long Term Bond | 3,852,500,000 | 9,863,511,092 |
| Accrued Pension Rights Bond | 3,732,824,755 | 3,631,167,431 |
| Fixed Coupon Bonds | 9,609,096,664 | 3,526,000,000 |
| Long-term Borrowings - Domestic | 866,898,000 | 520,126,992 |
| Long-term Borrowings - Foreign | 31,165,155,057 | 24,936,635,203 |
| Total Non-current liabilities | 49,226,474,476 | 42,477,440,718 |
| Current liabilities | | |
| Accounts Payables | 1,861,133,210 | 955,800,790 |
| Interest Payables | 955,002,129 | 730,269,865 |
| Short-term Borrowings - Domestic/Foreign | 30,415,928,000 | 24,087,532,000 |
| Temporary Deposits Payables | 2,574,190,226 | 2,570,085,536 |
| Trust Funds Payables | 1,431,447,617 | 979,148,858 |
| Total Current Liabilities | 37,237,701,183 | 29,322,837,050 |
| TOTAL LIABILITIES | 86,464,175,659 | 71,800,277,768 |

62. Contingent Liabilities as at 31st December 2021

| Description | 31 December 2021 | 31 December 2020 |
|---------------------------------------|-----------------------|-----------------------|
| Guarantees issued to SOEs | 14,381,767,477 | 19,737,865,200 |
| Court cases related to state agencies | 3,378,683,603 | 2,164,720,451 |
| Total contingent liabilities | 17,760,451,081 | 21,902,585,651 |





Ghaazee Building, Ameeru Ahmed Magu
Male', Republic of Maldives
Tel: +960 332 3939
Email: info@audit.gov.mv
www.audit.gov.mv