

Budget in Statistics





Ministry of Finance



Budget in Statistics



EXECUTIVE SUMMARY

The budget in statistics handbook prepared by the Fiscal Affairs Department (FAD) of the Ministry of Finance is a concise presentation of the National Budget estimates approved by the People's Majlis (Parliament) for the year 2021. The handbook was compiled in an attempt to present the national budget numbers in a summarized manner under the following headings:

- Summary of the 2021 Budget Speech
- The Budget System and Process
- Maldives Economic and Fiscal Outlook
- Budget Summary 2019-2023
- Government Revenues
- Government Expenditures
- Public Sector Investment Program (PSIP) 2019-2023
- Other projects
- Additional information
- Budget in GFS Format

The Budget for the year 2021 was prepared on the basis of a medium-term framework. Hence, this publication includes actuals for 2019, revised estimates for 2020 and approved estimates for 2021, 2022 and 2023. We would like to take this opportunity to extend our sincere gratitude to all the staff of the Fiscal Affairs Division for their commitment and effort put into this publication.

Ahmed Saruvash Adam

Chief Financial Budget Executive

Fiscal Affairs Department



Budget Speech

(Summary)

Budget Speech

Note: This is a summarized translation of the Minister's speech presented to the People's Majlis on 9th November 2020 consisting of the key figures, policies, and strategies of the National Budget for the fiscal year 2021.

I am presenting the budget at a time of a global pandemic and economic crisis unlike previous crises of late. The Budget 2021 was formulated to aid swift recovery from the adverse economic and social impact of the Covid-19 pandemic, and to implement the prioritized policies in the Jazeera Raajje manifesto.

The Covid-19 pandemic struck at a time of rapid economic expansion and growth in the Maldivian economy. IMF forecasts that the world growth will contract by 4.4 percent due to the pandemic. The contractions are expected to be significantly deeper for emerging markets, tourism dependent economies, and small island states like the Maldives.

Current forecasts estimate that the Maldives GDP will contract by 29.3 percent in 2020 as tourist arrivals are expected to decline by 65 percent and the subsequent contraction of the sector by 68 percent. The construction sector, the next key of growth, is also expected to contract by 11 percent. Against this backdrop of pandemic-led economic slowdown, the unemployment rate in the Maldives have increased during the year. A total of 10,538 individuals have received the income support allowance between the months of April and September.

The main targets for the government during the pandemic were to boost testing capacity and increase the bed capacity of public health facilities. Efforts were placed into acquiring machinery and equipment for treatment and diagnosis, as well as obtaining necessary consumables for service provision. A total of MVR 1.3 billion was spent on this.

We have been able to reopen the international borders and the economy due to these health protection measures. MVR 84 million was spent on replenishing existing stock of staple foods and other necessities. An economic relief package was launched to support the people during the pandemic. This included subsidising water and electricity bills for the months of April and May and disbursing income support allowances to 10,821 individuals. To help businesses stay afloat, the economic relief package included financial relief in

the form of debt moratoriums on loans and recovery loans was made available for small, medium and large enterprises through BML and SDFC.

Funds for Covid-19 response was allocated by implementing the following cost-cutting and efficiency measures such as salary deductions of political and other high-earning staff, and halting of all projects, which exhibited insufficient progress. These measures helped reduce the approved MVR 37.9 million budget to MVR 27 million. Additional incurred expenses due to Covid-19 resulted in the revision of the Budget for 2020 to MVR 31.8 billion. The approved revenue and grants for 2020 was MVR 29.9 billion, which was lowered to MVR 14.7 billion in the revised estimates for 2020. The resulting deficit is MVR 15.9 billion. Fiscal policy plays an important role in the recovery of the economy. Therefore, a countercyclical fiscal policy is necessary.

Inflation figures from 2020 indicate that the general price level decreased during the year due to government policies focused on combatting the adverse effects of the pandemic. However, with the base-effect and the assumption that no further policy changes will take place over the next year, overall price level is expected to increase by 3.6 percent in 2021. This is much lower than the world and emerging markets average. The Gross International Reserves at the end of the year is estimated to be USD 799 million, which is higher than the amount at the start of the year. The Gross International Reserves at the end of 2021 is expected to be at USD 696 million.

As our financial situation persists, the time is now to invest in economic stimulus, additional infrastructure projects, diversification and increasing resilience of the economy and regional development. The projected total budget for 2021 is MVR 34,787,720,151. The total expenditure is estimated to be MVR 33.3 billion, including MVR 1.5 billion for loan repayments. The budget estimates MVR 17.8 billion to be received as total revenue and grants. It is estimated that the budget deficit of the government in 2021 would be MVR 15.5 billion, representing 23 percent of Maldives' GDP.

The 2021 budget was formulated based on the "National Resilience and Recovery Plan" and key policy initiatives on the Strategic Action Plan. A total of MVR 4.0 billion is allocated for the health sector, which comprises improvement on testing capacity, vaccination - once a vaccine is approved - and development of 5 regional tertiary hospitals. The budget allocations of MVR 3.7 billion for the social sector includes MVR 718 million for the national health insurance scheme. Other allocations include pension for the elderly and allowances for people with disabilities.

MVR 4.0 billion is allocated for the education sector. This consists of educational infrastructure development projects in 114 islands, development of quality education facilities in 5 regions, and vocational training for

youth, such as establishment state-of-the-art TVET centres in 4 islands and tourism training facility in L. Atoll. The budget also includes re-skilling programs for jobseekers and training programs for locals targeted for management positions in the tourism sector and MVR 551 million for the national student loan scheme and first degree program.

The 2021 budget includes MVR 7.0 billion on economic and infrastructure development. More specifically, this constitutes of the MVR 154 million allocated for tourism promotion, MVR 1.1 billion for Velana International Airport Development project, MVR 476 million for Maldives International Port Project, and MVR 469 million for Male-Villimale-Gulhifalhu-Thilafushi bridge project. It also includes the Agro National Corporation's capital contribution of MVR 84 million to develop the agricultural sector and improve food security and of the substitution of imported produce to local produce. Further expenditures on this function includes several projects to increase the value addition to fish exports and a high-speed ferry network to be established in 2021 in the northern atolls. Our aim is to have clean drinking water and sanitation in all the islands by 2023.

Budget allocation for environmental protection include MVR 148 million, of which MVR 390 million is to be spent on waste management projects. A total of MVR 716 million is allocated for nationwide housing projects in 2021, which consists of MVR 1.2 billion for councils block grant

Total revenue and grants for 2021 is 17.8 billion and this figure is expected to reach pre-Covid-19 levels in 2023. It is estimated that the government would receive MVR 9.8 billion as tax revenue and MVR 5.8 billion as non-tax revenue, while MVR 2.2 billion would be received as grants.

New revenue measures totalling MVR 1.2 billion include restructuring of airport service charge and airport development fee, development of real-estate tourism, development of resorts in the northern and the southern regions, introduction of a frequency spectrum charge and licensing to a new telecom operator. We also plan on allocating a percentage of reclaimed land on different islands to be sold, development of lagoons under set regulations, leasing parking slots and introducing a congestion charge.

The total budget deficit is MVR 15.5 billion, which is 23.4 percent of GDP. It is important to run a large deficit in order for us to get back up from this crisis. Budget financing is mainly planned through external means as it is important to maintain the gross international reserves and maintain the value of the MVR. This includes the USD 300 million sukuk to be issued in the international market in association with ICD (Islamic Corporation for the Development of the Private Sector) and the planned issuance of a green or a blue bond valued at about USD 100 million. About USD 150 million is expected to be utilised for financing the 2020 budget through multilateral and bilateral means. In addition to this, strategic privatization of SOEs to increase their efficiency and

profitability is also part of the financing plan for the fiscal year 2021.

Fiscal policy plays an important role in the continuity of economic activities and the recovery from this crisis. The side-effect to these measures for the recovery is the increase in public debt. The estimated debt at the end of 2021 is MVR 82.8 billion, representing 124.8 percent of GDP. Despite the sharp increase in debt in the short-run, we can reduce this in the medium term. Our aim is to bring the public debt to sustainable levels. Even though we borrow, we plan to borrow under concessional terms. We have participated in the G-20 debt suspension initiative. The Maldivian Government will pay its debt. The repayment plans have been formulated and we are confident that we will be able to manage the public debt.

Upon recovery from this crisis, we plan to establish a fiscal reserve in order to fully prepare for such crises in the future. We need to act on the resources available to us. We need to make our spending more efficient and reduce wastages. The benefits of every expense should be realized to the people of the country.

Thank you.



Budget System and Process





Budget System and Process

The fiscal year of the Government of Maldives runs from 1st January to 31st December.

Basis of Accounting

The Budget is essentially based on cash accounting principles. Budget estimates are prepared on the basis of the total requirement to finance the expenditure of the Government considering the revenue constraints for each year.

The Components of the Budget

The Government Budget consists of the spending by the domestic Budget, trust funds and spending through foreign funds. The domestic Budget presents estimates of domestic revenue, recurrent expenditure and domestically financed capital expenditure. The rest include revenue and expenditure of trust funds and the proceeds and spending estimates for projects and activities financed by grants and loans.

Scope of the Budget

The Budget records all receipts and expenditure by Government ministries and departments, including sales of goods and services to the public on a gross basis. Transactions between Government ministries and departments and non-financial public enterprises are usually recorded in the Budget on a net basis.

The Budget Formulation Process

The Minister of Finance is responsible for the preparation and presentation of the Budget to the Parliament for approval as stipulated in Article 32 of the Public Finance Act.¹

The ongoing Public Finance Management (PFM) project, has enabled the Ministry to successfully implement the BPC (Budget Planning and Consolidation); the automation of Budget process. This has enabled the Ministry to further strengthen the process and bring reforms to the system.

Due to the circumstances of the Pandemic, the budget formulation process in 2020 was different from past practice. However, all exercises as per the regular budget cycle were carried out, even if somewhat differently from previous years.

The first stage of the budget process was focused on the submission of NPIs (New Policy Initiatives) by Accountable Government Agencies (AGAs). The process began in July when the Ministry issued the 1st Budget Circular which requested AGAs to provide information on the NPIs planned for the forthcoming year. A subsequent circular was issued in August 2020 requesting AGAs to submit NPIs through the *Isles* Portal, enabling further automation of the budget formulation process. The AGAs were requested to submit NPIs aligned to the National Resilience and Recovery Plan 2020-2022 (NRRP), a reprioritized National Strategic Action Plan (NSAP) in light of the Covid-19 pandemic. Once the NPIs were received, the evaluation criteria was set, and the NPIs were evaluated and approved with consultation with the President's Office.

Under normal circumstances, AGAs provide information on the regular and extra budgetary information on baseline expenditures for the forthcoming year. Once the requested data and estimated Budgets was received through BPC it was then evaluated by Ministry through the system. The evaluation process first includes technical assessment, followed by technical and ministerial meetings with the offices. However, due to the constraints arising from the Covid-19 Pandemic, along with lockdown measures implemented, Budget

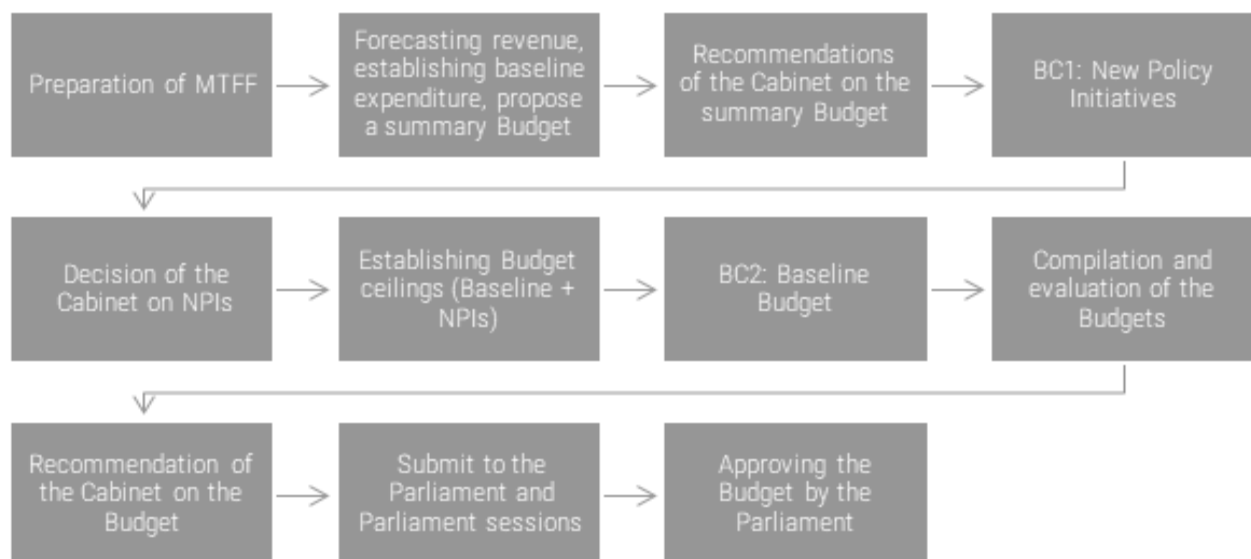
¹ The Minister must prepare and submit the Budget of each fiscal year to the Parliament two months prior to the beginning of the fiscal year.

ceiling was capped at the high level and the ministerial level meetings were held once the Budget was consolidated upon consultation of the President's Office. The Government's key priorities in the medium-term were laid out in the National Resilience and Recovery Plan 2020-2022. (NRRP)

The final Budget was sent to the Parliament in late October for approval before the end of the year.

Revisions were brought to the proposed Budget for 2021 and the Budget was subsequently approved by the Parliament with the revisions on 30th November 2020.

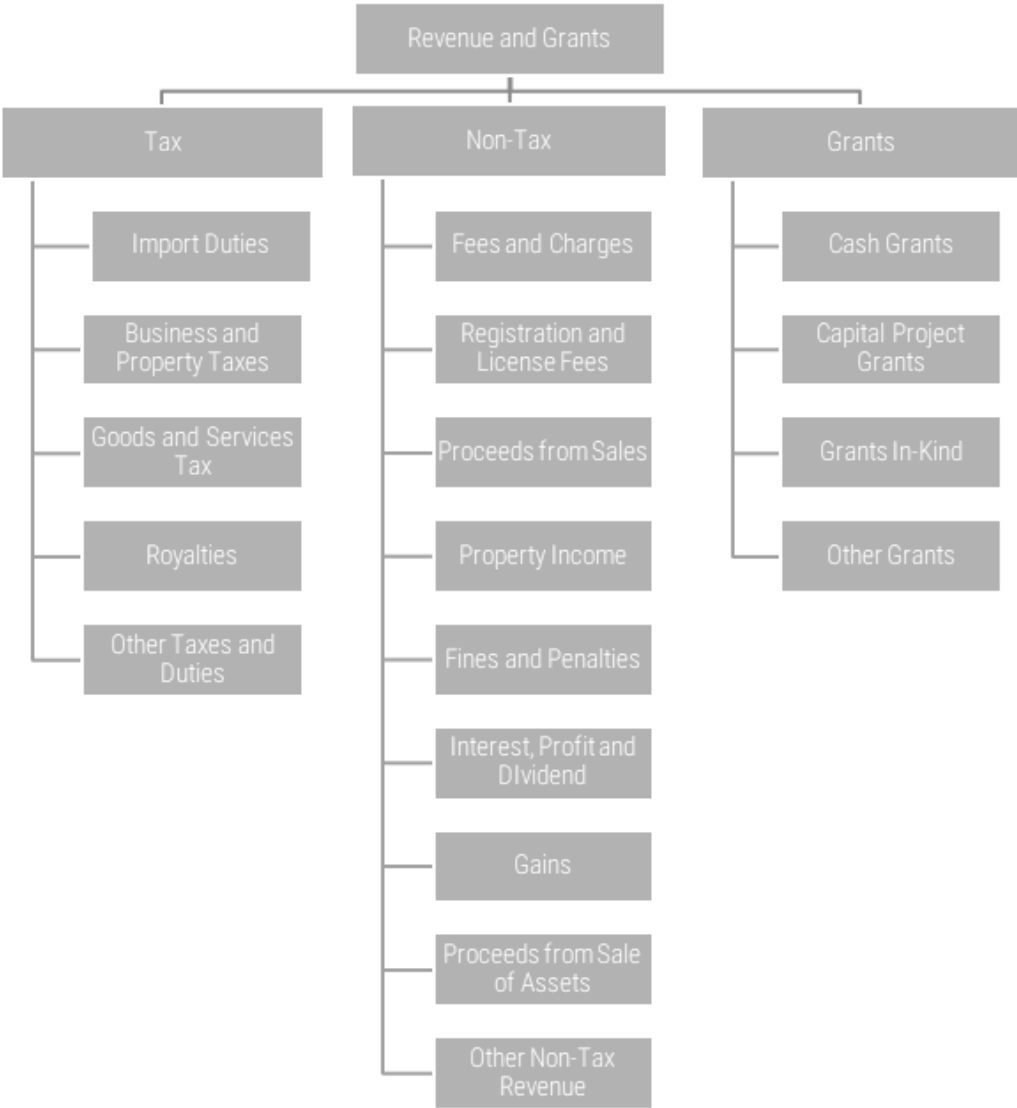
Budget Process



The Budget Classification

Revenue

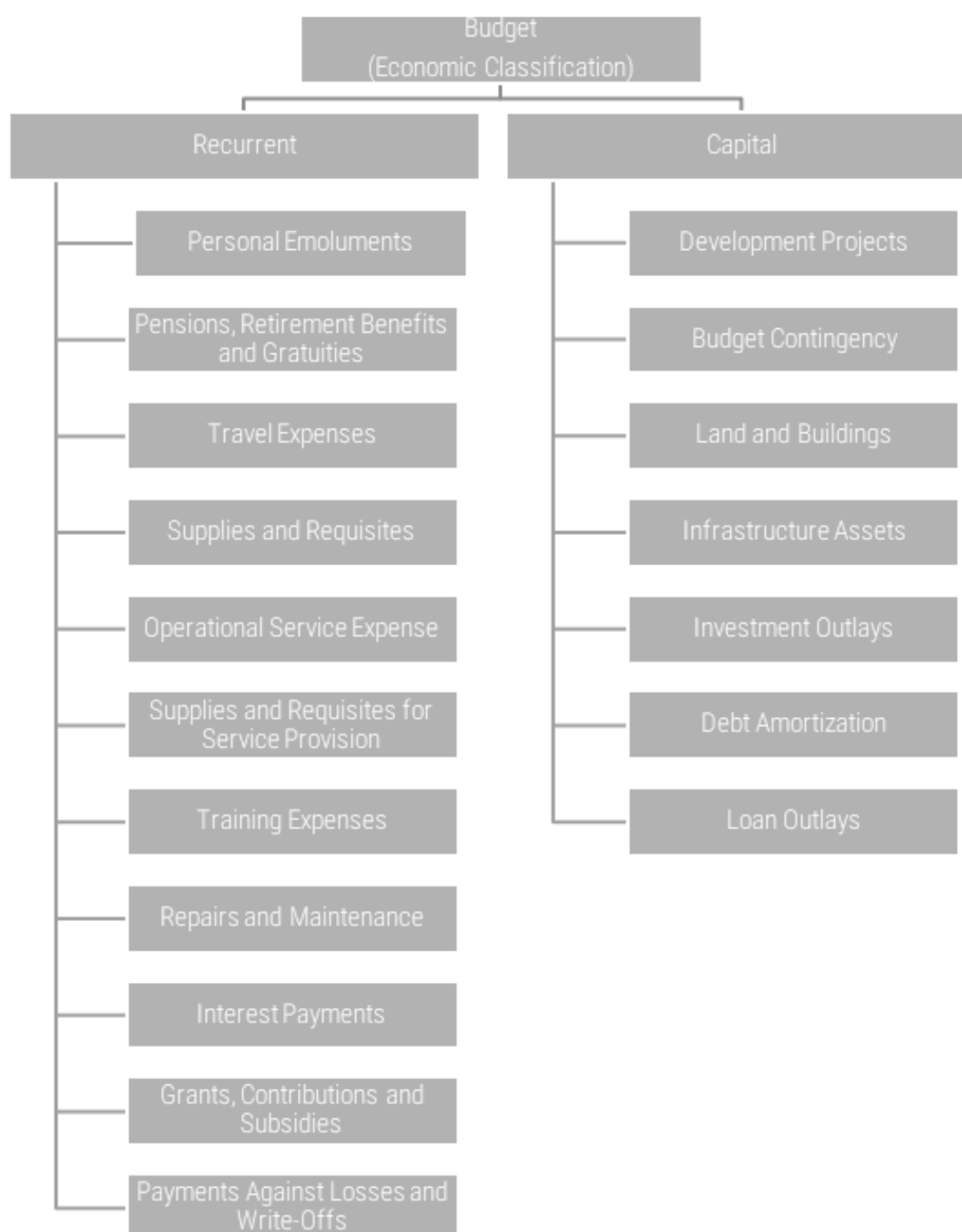
Government revenue falls into three broad categories, namely; tax and non-tax revenues and grants from domestic and foreign sources.



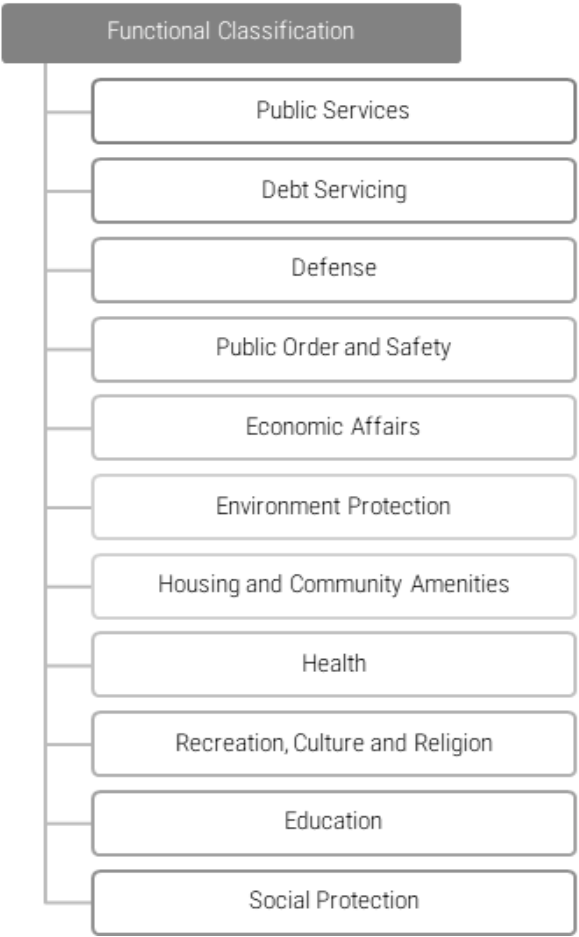
Budget

The Government budget is mainly divided into recurrent and capital expenditure. Government budget is also classified into functions and economic activities (functional and economic classification).

The economic classification of recurrent expenditure includes items such as salaries and wages, travel expenses, supplies and requisites, repairs and maintenance. The economic classification of capital expenditure consists of equipment outlays, amortization, capital contribution and investment outlays.



The Functional Classification is the classification of the Government Budget according to a modified Classification of the Functions of the Government (COFOG) under the GFSM 2014 (Government Finance Statistics Manual)



Abbreviations

ADB	Asian Development Bank
ADF	Airport Development Fee
AFD	Airport Development Fee
AFPPD	Asian Forum for Parliamentarians on Population and Development
AIIB	Asian Infrastructure Investment Bank
ASC	Airport Service Charge
BPT	Business Profit Tax
COFOG	Classification of Functions of the Government
CPI	Commodity Price Index
EIB	European Investment Bank
FAO	Food and Agricultural Organization
FBO	Foreign Business Organization
GDP	Gross Domestic Product
GEF	Global Environment Facility
GFS	Government Finance Statistics
GGST	General Goods and Services Tax
GST	Goods and Service Tax
IDA	International Development Association (World Bank)
IDB	Islamic Development Bank
IFAD	International Fund for Agricultural Development
IMF	International Monetary Fund
ISESCO	Islamic Educational, Scientific and Cultural Organization


IUTL	International Union against Tuberculosis and Lung Disease
LBO	Local Business Organization
MRDC	Maldives Road Development Corporation
NGO	Non-Government Organization
OECD	Organization for Economic Co-operation and Development
OFID	OPEC Fund for International Development
PPP	Public-Private Partnership
PSIP	Public Sector Investment Programme
SDF	Sovereign Development Fund
STO	State Trading Organization
TGST	Tourism Goods and Services Tax
UN	United Nations
UNDP	United Nations Development Programme
UNESCAP	United Nations Economic and Social Commission for Asia and the Pacific
UNESCO	United Nations Educational, Scientific and Cultural Organization
UNEP	United Nations Environment Programme
UNFCCC	United Nations Framework Convention on Climate Change
UNFPA	United Nations Fund for Population Activities
UNICEF	United Nations International Children's Emergency Fund
UNIDO	United Nations Industrial Development Organization
UNITAR	United Nations Institute for Training and Research
UNOPS	United Nations Office for Project Services
UNSD	United Nations Statistics Division
WHO	World Health Organization

Table of Contents

1 Economic and Fiscal Outlook	1
Macroeconomic Condition & Outlook	2
1 Global Economic Conditions and Outlook	2
2 Recent Economic Developments of Maldives	6
3 Medium Term Economic Outlook	13
Fiscal Position & Outlook	26
1 Budget Aim 2021	26
2 Medium Term Fiscal Strategy	31
3 Government Revenue	32
4 Government Budget	54
5 Budget Deficit/Surplus	76
6 Financing	78
7 Public Debt	81
8 Medium Term fiscal risks	87
Public Sector Investment Program	90
1 PSIP aim 2021	90
2 PSIP in 2020	91
3 Approved PSIP 2021	95
Information Boxes	105
 2. Budget Approved by Majilis	 143
2.1 Approved Budget 2021	143
 3 Budget Summary	 147
3.1 Public Fund Summary 2019-2023	148
3.2 Budget Summary and Financing 2019-2023	149

4 Government Receipts	151
4.1 Total Revenue and Grants 2019-2023	152
4.2 Government Revenue by Office 2019-2023	158
4.3 Grant Donors 2019-2023	167
4.4 Grant Revenues by Office 2019-2023	169
4.5 Trust Fund Revenues by Office 2019-2023	171
4.6 Loan Donors 2019-2023	174
4.7 Government Total Receipts 2021	175
5 Government Expenditure	181
5.1 Economic Classification of Government Budget 2019-2023	182
5.2 Functional Classification of Government Expenditure 2019-2023	188
5.3 Government Domestic Expenditure by Offices 2019-2023	190
5.4 Government Domestic Expenditure - Recurrent & Capital by Offices - 2021	203
5.5 Grant Expenditure by Office 2019-2023	215
5.6 Trust Fund Expenditure by Office 2019-2023	218
5.7 Total Budget by AGA 2021	221
5.8 Strategic Action Plan 2021-2023	234
6 Public Sector Investment Program	237
6.1 Public Sector Investment Program Summary 2019-2023	238
6.2 Public Sector Investment Program - Domestic Budget 2021-2023	240
6.3 Public Sector Investment Program - Loan Disbursements 2021-2022	284
6.4 Public Sector Investment Program - Grants 2021-2023	287
6.5 Public Sector Investment Program - Trust Fund 2021-2023	290
6.6 Public Sector Investment Program Function 2021	299
6.7 Public Sector Investment Program by Island 2021	301

7 Other Projects	355
7.1 Other Projects Summary 2019-2023	356
7.2 Other Projects - Domestic Budget 2019-2023	358
7.3 Other Projects - Grants 2019-2023	361
7.4 Other Projects - Loans 2019-2023	367
8 Additional Information	369
8.1 Ministry of Finance/ Special Budget 2021-2023	370
8.2 Ministry of Finance/ Pension Budget 2021-2023	375
8.3 New Policy Initiatives 2021-2023	377
8.4 Employee Emoluments in Budget 2021	381
9 Budget in GFS Format	383
9.1 Summary of Central Government Finance, 2012 - 2023	384
9.2 Central Government Revenue and Grants, 2012-2023	385
9.3 Economic Classification of Central Government Expenditure and Net Lending, 2013-2023	388
9.4 Functional Classification of Central Government Capital Expenditure, 2013-2023	390
9.5 Foreign Grants by Principal Donors, 2012-2023	392
9.6 Expenditure on Major Projects Financed by Foreign Loans, 2012-2023	395
9.7 Foreign Loans by Lending Agency, 2012-2023	399



1

Economic and Fiscal Outlook

Macroeconomic Condition & Outlook

The main motivation for the Fiscal Policy formulation is the country's economy and future expectation of the economy. Expectations for future revenues and expenditures are based on the current year and projections of key economic indicators of the country. The year 2020 was indeed a bleak year for both the Maldivian and the global economy as the Covid-19 Pandemic wept across the globe. Economic and financial activities dropped to unprecedented levels and this had an impact on economies across the globe. This section highlights on the condition of the global and domestic economy in 2020, and the medium-term expectations for the Maldivian economy.

The recovery of the Maldivian tourism industry, the single largest contributor to GDP, largely depends on the recovery of the economies where in-bound tourists originate. For this reason, the impacts of the Covid-19 Pandemic on these economies including their medium-term projections need to be taken into consideration. Furthermore, global prices, and oil prices in particular are also important indicators as the Maldivian economy is an import-dependent economy. The first part of this section looks at the global economy and important price indices.

The condition of the domestic economy and the measures needed to be taken for sustained economic growth is important to determine budget execution and to facilitate growth through Fiscal Policy. The second part of this section elaborates on the economic impacts of Covid-19 in 2020 and the medium-term forecasts.

1 Global Economic Conditions and Outlook

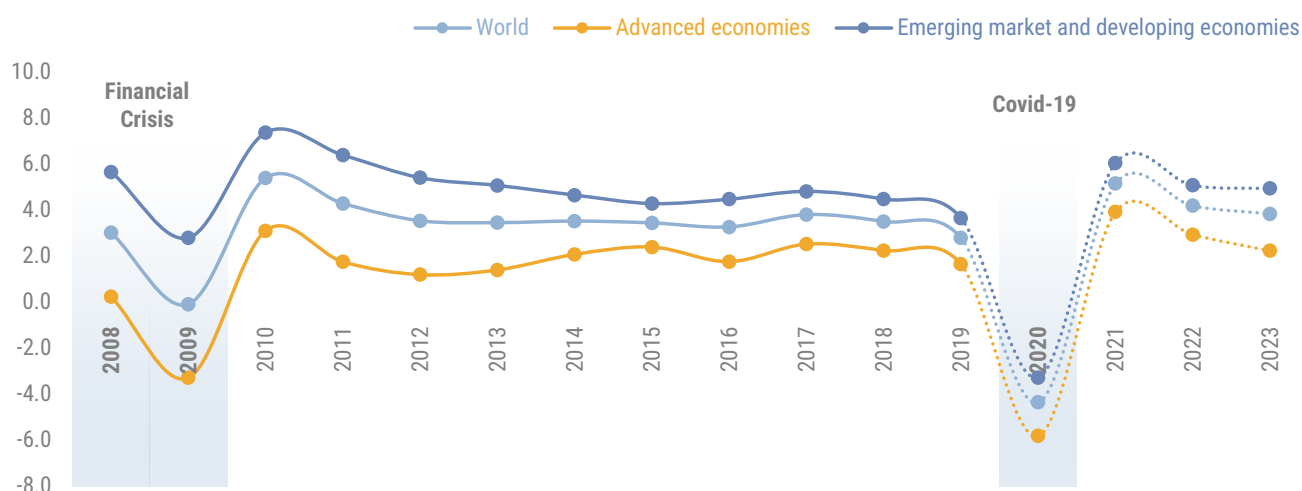
1.1 Economic Growth

The Covid-19 pandemic has unprecedented socioeconomic costs to economies, particularly in light of measures taken to safeguard health of the people. To prevent the spread many economies went into total locked-downs, which included border closures, social distancing and home confinement of populations, from approximately March until June.

Though most economies have tentatively opened their economies with partial and less stringent restrictions, without the prospect of a vaccine in the near future, social distancing continue. The aftermath of the "Great Lockdown" and persistent social distancing measures saw GDP contractions worse than during the financial crisis, markedly due to the spill over effects of deteriorating global trade and key industries such as tourism and transport. (Chart 1)

Chart 1: World Economic Growth

%



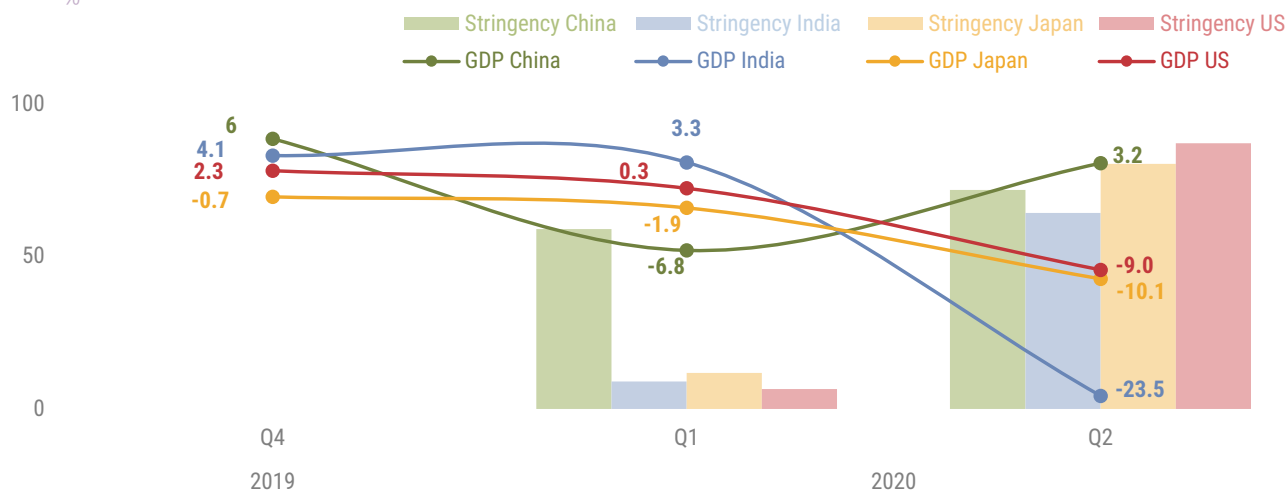
Source: IMF

According to the IMF estimates for 2020, GDP growth projections for the world, advanced economies, and emerging markets & developing economies are declines of 4.4 percent, 5.8 percent, and 3.3 percent, respectively. Chart 1 depicts the actual and forecasted world economic growth. Emerging & developing economies are expected a relatively higher GDP growth rate compared to

that of advanced economies. The former is heavily skewed due to the strong performance prospects of China with an exceptional positive GDP growth projection for 2020 following a favourable turnaround in economic activity subsequent to a stern lockdown. In general, economies dependent on services, especially those that require physical

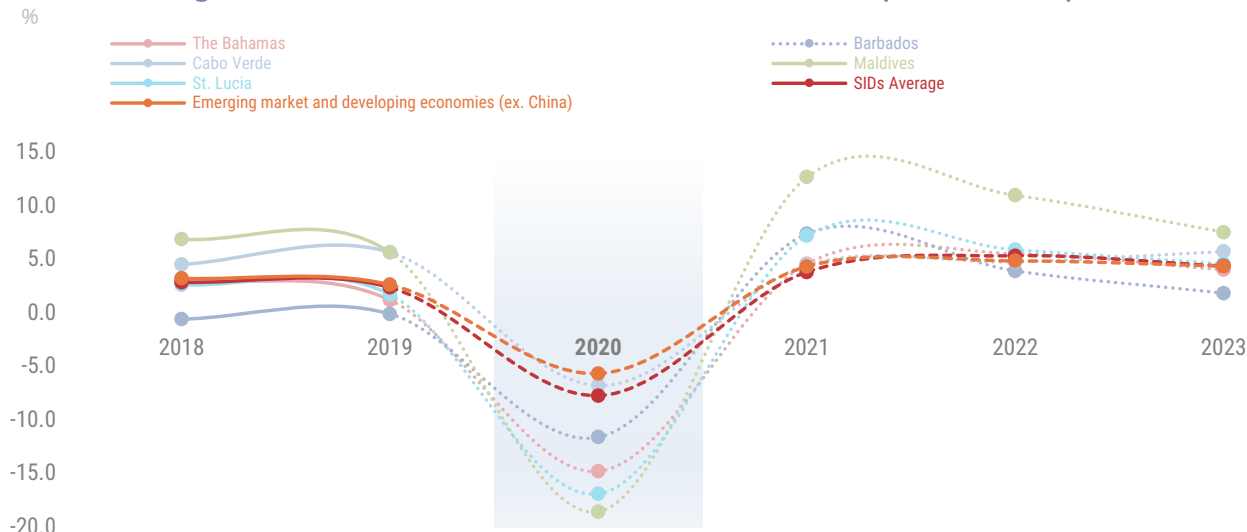
Chart 2: Quarterly GDP of Key Economies and Respective Covid-19 Stringency Scores*

%



Note: The stringency score refers an average quarterly score. It is a composite measure based on nine response indicators including school closures, workplace closures, and travel bans, rescaled to a value from 0 to 100.

Source: IMF; University of oxford - Blavatnik School of Government

Chart 3: Average GDP Growth of SID Economies and GDP Growth of Top 5 Tourism Dependent Economies

Source: United Nations; IMF; UNWTO; Staff Calculation

Note: SIDs data does not include Cuba, Federated States of Micronesia, and Non-UN States

interaction, had a negative impact due to Covid-19 prevention measures exercised.

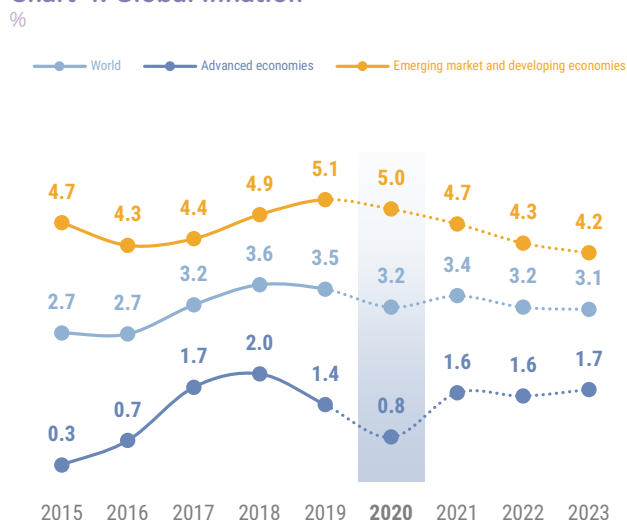
Advanced economies are expected to go into recessions in 2020 with significant contractions in growth. Chart 2 illustrates the quarterly GDP reactions to the level of lockdown stringency. It can be noted that an early lockdown such as in China allowed a GDP recovery in the subsequent quarter whilst a less stringent lockdown in the onset of the pandemic as seen other key economies required stricter lockdown which resulted in two consecutive quarters of declining GDP growth rates.

Prospects of other economies in the emerging market and developing economies group are less optimistic. The heavy dependency on severely disrupted sectors such as tourism is among the major factors driving the stifling impact on some of these economies. Small island nations come to focus when examining the tourism reliant subset

in this group. The top 5 economies with the highest share of tourism and travel as a percentage of GDP saw GDP growth rates dramatically drop below 10.0 percent. (Chart 3)

1.2 Inflation and Commodity Prices

In light of the Covid-19 pandemic, global inflation estimates come with a large degree of uncertainty. A myriad of factors can shape the rate of inflation such as monetary policies of governments, the pattern of consumption amid changing degrees of precautionary restrictions, production costs stemming from health measures, and changes in precautionary savings prompted by negative labour market and infection risks (IMF). There is also the additional issue of whether the basket of goods used to measure inflation in previous years is representative for the "new normal."

Chart 4: Global Inflation

Source: IMF

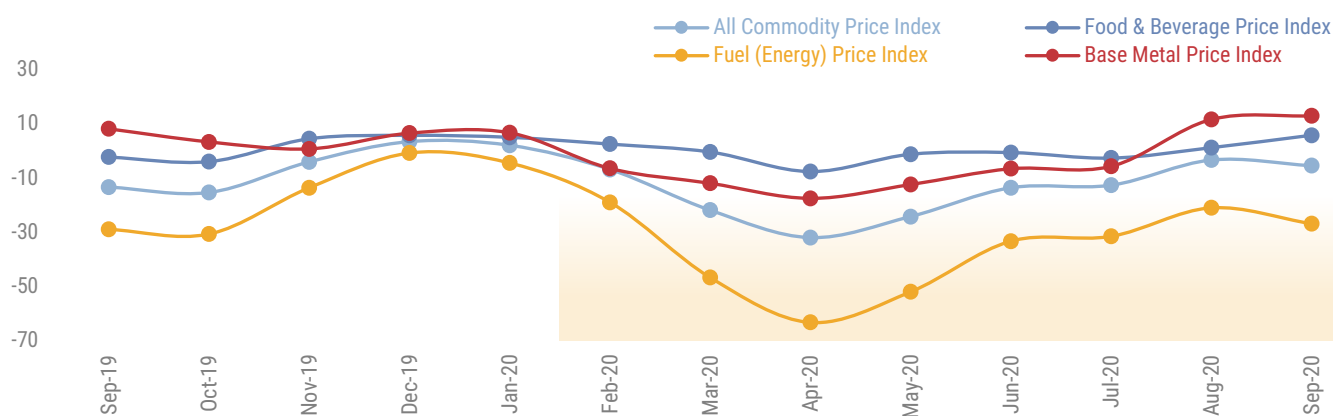
According to IMF, with the current world outlook world inflation for 2020 is projected at 3.2 percent; a 0.3 percentage decline from the year before (Chart 4). Estimates for advanced economies exhibit a slowdown by 0.6 percentage points compared to the year before. However, medium-term forecasts suggest an increased and steady inflation at approximately at 1.6 percent from 2021 to 2022, due to assumed clarity in

trade prospects following Brexit and U.S elections among other factors. Similarly, the 2020 estimate of 5.0 percent for developing economies was a decline from the previous year. The inflation trajectory however displays a steady decline over the medium-term.

The deflationary effect observed in both groups of economies for 2020 may have also been attributed by the dramatic decline in oil prices between February and April. This was the result of the combined effect of weakened demand due to travel restrictions and an oil price war. With respect to other key prices indices, food prices remained steady with a 7.6 percent dip in April. Chart 5 depicts the Commodity Price Indices from September 2019 until September 2020.

Chart 5: World Commodities Price Inflation

%



Source: IMF

2 Recent Economic Developments of Maldives

2.1 Domestic Economic Growth

The country's Real Gross Domestic Product (real GDP), or the value of all the good and services produced per annum, is its most prominent measure of its productivity.

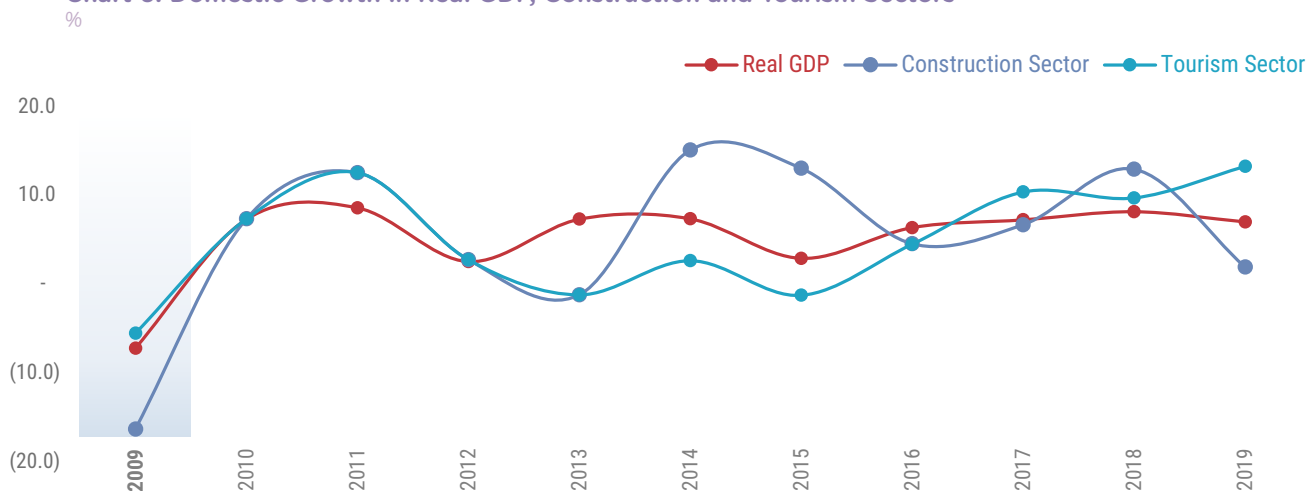
In this regard, productivity of the Maldivian economy declined by 5.0 percent in the first quarter of 2020. The productivity decline in the second quarter was a further 51.6 percent. The reasons for these abrupt drops in productivity this year was largely because productivity of the tourism, construction and the fisheries sector declined abnormally.

In contrast, the real GDP grew by 7.0 percent in 2019. The main contributor to this growth was the robust performance illustrated by the tourism sector that year. The sector expanded into new

markets and reached record numbers in 2019. In addition to the tourism sector, growth of the real estate sector, public administration, education and health services sectors also contributed to this growth. Tourism sector demonstrated a growth of 13.6 percent while the public administration sector grew by 11.1 percent. Furthermore, the real estate sector grew by 4.3 percent.

As illustrated on chart 6, the growth of the Maldivian economy has been steady and stable since 2010, averaging at 6.5 percent growth until 2019. Despite this, the growth of the Maldivian economy slowed down in 2012 and 2015 due to shocks in the world economy and due to political unrests in the Maldives. However, growth rates comparable to the years prior to these shocks have been achieved within a year in the past. The fact that the tourism industry constitutes about a quarter of the Maldivian GDP, the shocks to this sector is particularly evident in the real GDP growth trends. In addition to tourism, the Government Budget

Chart 6: Domestic Growth in Real GDP, Construction and Tourism Sectors



Source: MoF; MMA; NBS

also constitutes to these changes in the real GDP growth.

2.2 Tourism Industry

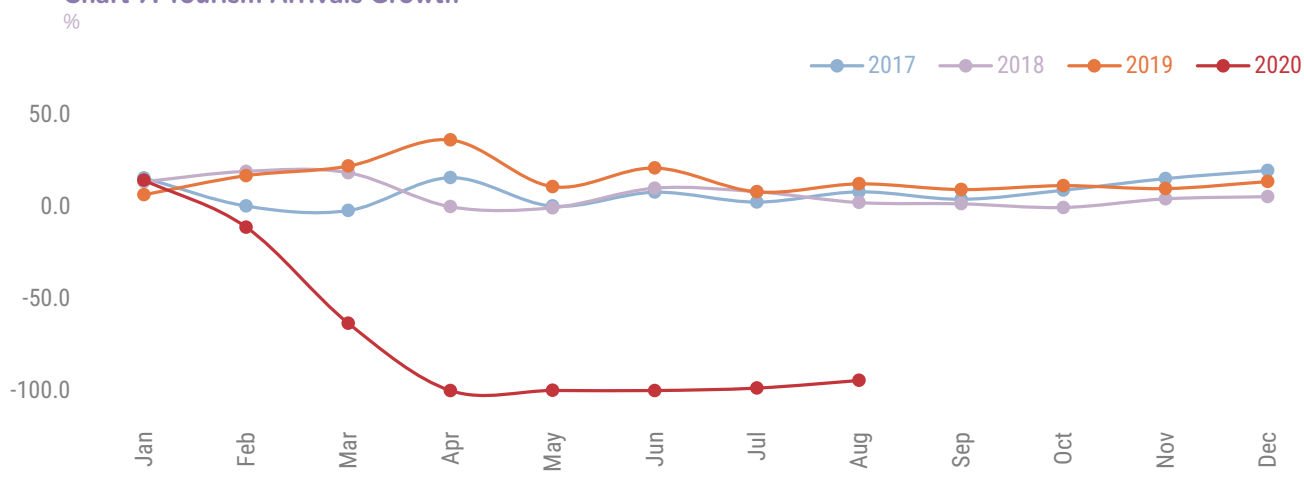
Tourism sector directly constitutes about a quarter of the Maldivian GDP. Its indirect share of the GDP is likely to be even larger. The reason for this is that most of the other prominent industries in the Maldives is complimentary to the tourism sector. This includes transport, telecommunication and wholesale and retail trade. The sector is the single largest source of foreign currency receipts and the source of employment to a significant portion of the labour force. As a consequence, the real GDP growth of the Maldivian economy is largely dependent on the productivity of this sector. The most important indicators of the productivity of this sector is the number of tourist arrivals and the number of tourist bednights or their duration of stay.

Despite the strong start in 2020, the tourism sector took the largest hit due to worldwide travel disruptions as a result of the Novel Corona Virus or Covid-19 pandemic which first emerged in China in December 2019. The preventive measures of the disease exercised by local and international authorities comprise of restriction of movement and mass lockdowns, resulting in the largest contraction of the tourism sector since its inception. The country reopened its international borders on 15th July 2020 after several months of nationwide lockdown and tourist resort operations

were permitted to resume. However, it is noteworthy that the rate of last minute cancellations and the number of resorts holding off on reopening are quite high, as there have been no significant improvements to the Covid-19 pandemic. As of August 2020, only 65 resorts were in operation. (155 resorts pre-Covid-19) The authorities have also begun to permit the operation of guesthouses under strict guidelines as well, and the number of tourist arrivals have been increasing gradually.

January 2020 recorded the most tourist arrivals in history with a total of 173,347 tourists and a corresponding 14.4 percent increase in tourist bednights, compared to the previous year. But due to the outbreak of Covid-19 in China, all direct flights from China were halted in February. In addition to China, flights from other countries where the disease was rapidly spreading such as Italy were also halted and a temporary hold on the issuance of tourist visas was implemented in March. As a result, tourist arrivals declined by 11.1 percent in February, while bednights declined by 0.1 percent compared to the previous year. The decline in tourist arrivals increased to 63.4 percent in March, along with a 44.1 percent decline in tourist bednights. There were no tourist arrivals in the second quarter. Since the reopening of the international borders in July, a total of 9,380 tourists visited the Maldives until August. Tourist bednights declined by 94.5 percent during this period. (Chart 7)

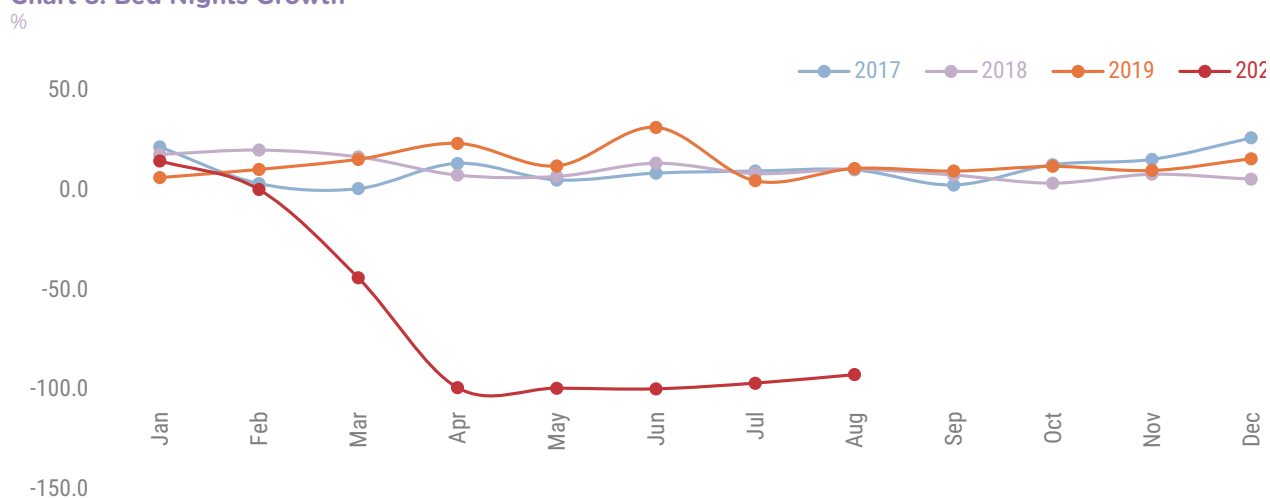
Unlike this year, 2019 was a successful year to the tourism sector. The year recorded the most num-

Chart 7: Tourism Arrivals Growth

Source: Ministry of Tourism

ber of tourist arrivals with a total of 1.7 million arrivals (a 14.7 percent increase from the previous year), along with the most tourist bednights registering a 12.8 percent growth compared to 2018. The sector expanded dramatically while reaching new markets. This helped register a growth in the sector of 13.2 percent in 2019. On average, tourist arrivals have increased between 2016 and 2019. (Chart 8)

As at August 2020, tourist arrivals from major markets generally declined and the share of different markets were distributed quite evenly. The largest market share was held by Italy with 11.5 percent, while other major markets such as China, the United Kingdom, Russia, India and Germany had an average share of 8.2 percent.

Chart 8: Bed Nights Growth

Source: Ministry of Tourism

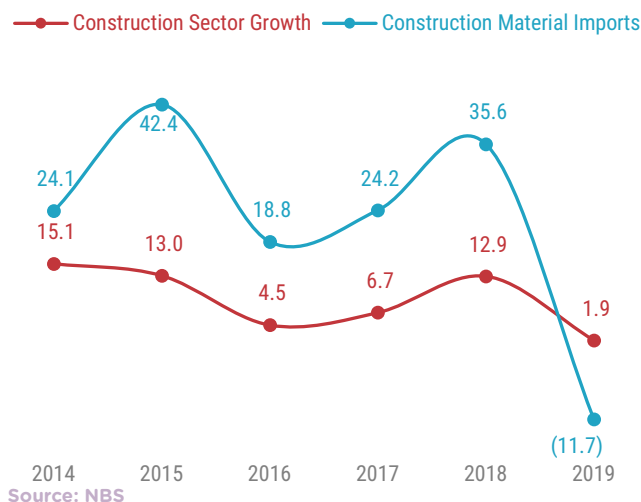
2.3 Construction and Real Estate

The growth of construction and real estate sector is largely driven by the government's infrastructure investments and major private investments. The key indicator to gauge the performance of the construction sector is the volume of construction related imports which include wood, metal, cement and aggregates, as the country depends mainly on imports for the construction sector supplies.

The construction sector has been the fastest growing sector in the economy over the past years, however in 2020 this sector was heavily hit by the adverse effects of the Covid-19 pandemic. Containment measures adopted by the different countries contributed to delays in the progress of the public infrastructure projects, shortages in the global supply chain, and thus the construction sector also registered a substantial decline parallel to the tourism industry. The construction sites were closed off and essentially brought to an abrupt halt, predominantly owing to the complete lockdown of the Greater Male' region, which further exacerbated the standard of living of the people working in this sector. The performance of the construction sector has been progressing by 7.2 percent on average, between 2017 and 2019. However, due to the pandemic-led economic slowdown, activity in the construction sector is expected to contract by 11.4 percent in 2020.

It is worth noting that the construction sector activities have been on a deteriorating trend since

Chart 9: Growth and Import Growth of the Construction Sector



last year. Looking at the first 8 months of 2020, the total value of construction materials imported (wood, metal, cement and aggregates) declined by 36.4 percent when compared to the same period last year. The plunge in import expenditure largely reflected the significant supply-chain disruptions caused by pandemic-related travel restrictions and border closures which led to difficulty in procuring materials and labour from abroad.

2.4 Fisheries Sector

Despite having only a small share of the national GDP, the fisheries sector has always been vital to the Maldivian economy. In the 1970s, up until tourism fully established in the country, the main source of foreign currency receipts was from fish exported to foreign countries. This sector is also closely linked to the livelihood of many Maldivians. Therefore, the importance of this sector has

grown exponentially following the adverse effects of the Covid-19 Pandemic in 2020.

The growth of this sector mainly lies within; the prices of fish in world markets, the amount of fish purchases from fish exporting companies, as well as the amount of fish that is exported out of the country. In addition, the performance of this sector is closely linked to climatic conditions. That being said, from the year 2017 through to 2019, this sector grew by an average of 7.5 percent, and the amount of fish purchases also grew by an average of 16.0 percent. A total of USD 517.1 million worth of fish was exported over this time period. Up until August of 2020, the amount of fish purchases has dropped by an average of 19.0 percent, and USD 94.2 worth of fish has been exported (Chart 10).

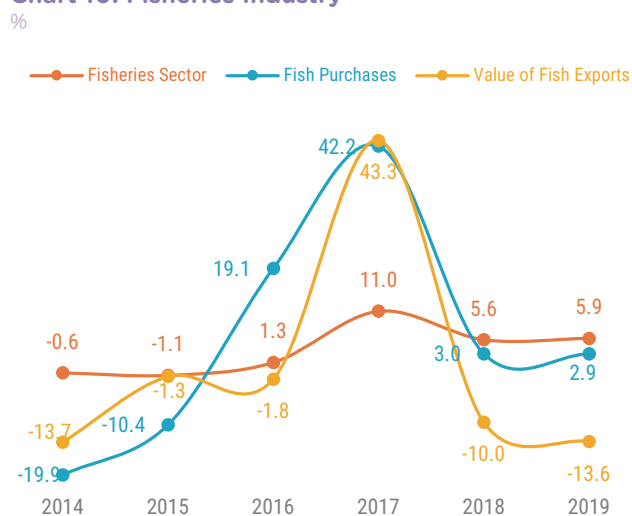
2.5 Other Real Sectors

Wholesale and retail sector, and transport and telecommunication services are estimated to make up 23.5 percent of the Maldives economy in 2020. Between 2017 and 2019, wholesale and retail sector experienced an average growth of 2.7 percent, while the transport and telecommunication service sector had an average growth rate of 4.1 percent over the same period.

The wholesale and retail sector is largely dependent on imported goods, and is therefore reliant on international market prices and foreign currency. Transport and telecommunication services are closely linked to the performance of the tourism sector.

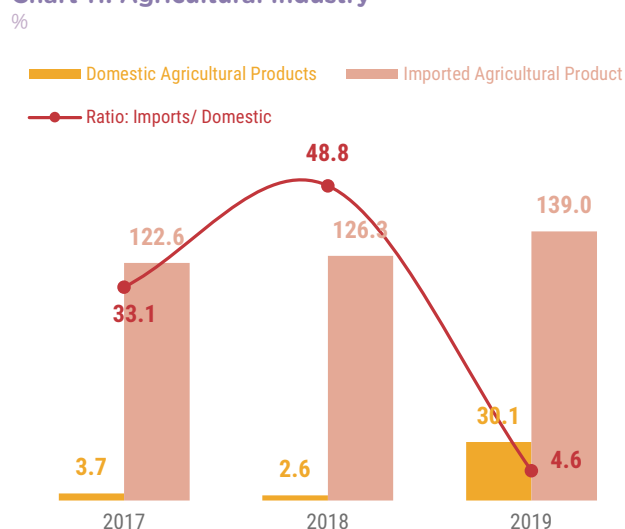
Agricultural sector, although small, is a strategically important sector for the Maldives. The sector contributed to 1.1 percent of the Maldivian economy in 2019, while experience an aver-

Chart 10: Fisheries Industry



Source: NBS

Chart 11: Agricultural Industry



Source: NBS; Maldives Customs Service

age annual decline of 0.5 percent for the past 10 years. The Maldives largely depends on imports for agricultural produce. Between 2017 and 2019, for every million kilo produced locally, 28.8 million kilo of agricultural produce was imported. (Chart 11)

2.6 Labour Market

The repercussions of Covid-19 were detrimental to the job market, particularly due to the complete halt of the tourism industry for the majority of the year which left workers in the industry unemployed or without pay. A Rapid Livelihood Impact Assessment conducted by UNDP indicates that at least 45,000 workers were affected by the

economic impacts of Covid-19. Out of this, about 22,000 are local employees. In addition, workers in the guesthouse industry and workers in supplementary businesses for resorts and tourists were also affected. Furthermore, workers in the construction industry, small and medium enterprises, and freelance workers were affected by the Covid-19 pandemic.

During the period from April 2020 to September 2020, 74,492 applications were submitted to the JobCenter for the Income Support Allowance, which is an allowance given to workers whose employment status or salary were affected due to the Covid-19 pandemic. As of 1st October, a total of MVR 96.4 million was spent on 22,751 payments of Income Support Allowances of 8,648 individuals.


Table 1: Income Support Allowance

Number of Applications

Sector	July	August	September	Total
Total	18,436	22,392	18,637	59,465
Tourism	6,674	7,444	6,486	20,604
Agriculture	2,471	2,997	2,426	7,894
Fishing	1,965	2,558	2,117	6,640
Transport	1,029	1,145	930	3,104
Manufacturing	588	992	855	2,435
Construction	641	815	639	2,095
Education	655	758	596	2,009
Wholesale and Retail	488	568	447	1,503
Arts and Entertainment	225	238	191	654
Health and Social	117	132	97	346
Communication Services	31	46	31	108
Financial Services	22	28	23	73
Others	3,530	4,671	3,799	12,000

Chart 12: Breakdown of Allowances Paid-Out Under the Income Support Allowance Scheme

%



Source: Ministry of Economic Development

As employment related statistics are not regularly maintained in the Maldives, it is difficult to accurately estimate the impact of Covid-19 on the unemployment rate. Nevertheless, the number people unemployed or terminated is expected to increase. According to the data from the National Bureau of Statistics, unemployment rate was 5.3 percent in 2019, however it can be inferred that unemployment rate will now be higher than 5.2 percent considering the number of complaints and other information from the JobCenter due to Covid-19.

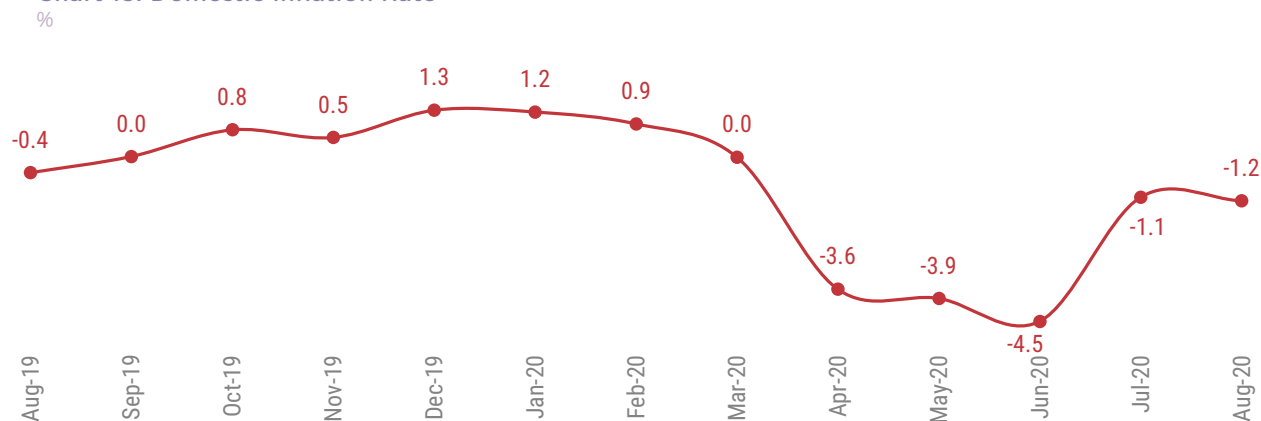
2.7 Market Prices

Price changes of commodities are measured using the Commodity Price Index or the CPI. The CPI is compiled using a basket of goods and services that is consumed by an average household in the country. Since March 2020, the economy has

experienced price deflation, which is one of the crippling side-effects of the Covid-19 crisis. This indicates that the overall prices for goods and services have decreased, particularly between April and June.

The decline in CPI inflation mainly reflected the key measures adopted by the government to alleviate pressure and soften the impact of the pandemic-led economic fallout on various households and businesses. This includes the 3-month discount on electricity bills followed by the 2-month discount on water bills. In addition, the temporary relief given on housing rent, mirroring the loan moratoriums granted by banks and finance companies as part of the economic recovery package contributed to the reduction in household spending. The cost of communication services registered a marked decline, primarily due to the discounted data packages offered by the telecommunication service providers during

Chart 13: Domestic Inflation Rate



Source: MoF

the lockdown period. Similar to the Ramadan period over the past years, the prices of necessary staples such as eggs, potatoes, onions and lentils were controlled and supplied by STO.

Meanwhile, the rate of inflation continued to be dragged down by the dramatic dip in global demand for oil and the subsequent historic drops in the price of crude oil in the international market. At the beginning of 2020, the price of crude oil was at USD 60 per barrel, but now the price of a crude oil is at USD 40 per barrel. Against the backdrop of the resurgent pandemic, crude oil hit USD 20 a barrel this year with prices plummeting to record lows. As such, a marginal decrease of 2.9 percent was observed in commodity prices from April to August, when compared to the same period last year.

The commodity prices posted a decline throughout most of 2020 and the inflationary pressures can be controlled for the rest of 2020, therefore

the average commodity prices are not projected to rise further.

3 Medium-Term Economic Outlook

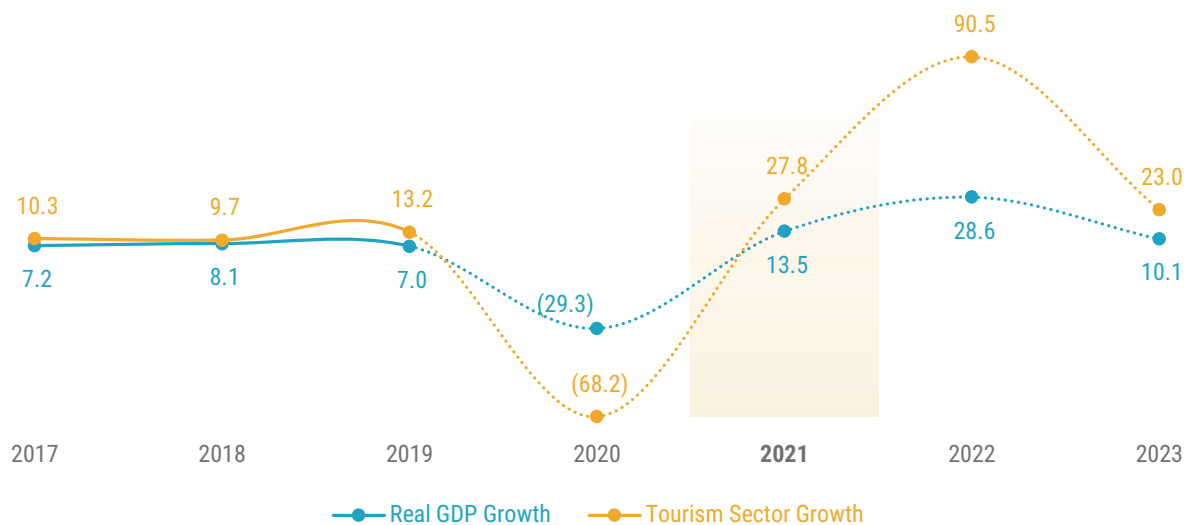
3.1 Economic Growth

The medium-term economic growth forecasts is an important measure in formulating the basis for budget preparation and fiscal policy. In the preparation of these forecasts, the period from the current year, 2020, to the year 2023 is considered.

The Covid-19 outbreak evolved into a full-blown global pandemic, plunging the Maldivian economy into a deep contraction. The scale of economic devastation has never been seen before, evident by the sudden reversal in growth. Although GDP increased by 7.0 percent in 2019, since the pandemic struck GDP is now projected to de-

Chart 14: Medium-Term Economic Growth

%



Source: MoF; MMA; NBS

cline by 29.3 percent. The sharp decline in GDP growth rate is primarily attributed to weak performance of the tourism sector which directly accounts for over 25% of the Maldivian economy. Reflecting the worldwide travel restrictions and border closure to contain the spread of the virus, the medium term economic outlook forecasts a negative growth with an expected decline of 68.2 percent in 2020 (Chart 14). Due to the anticipated decrease in tourist arrivals and the drastic downturn in the tourism sector in the medium term, the transport, communication and business sectors are also expected to suffer from plummeting economic activity.

As the economic severity of the Covid-19 pandemic amplified, the activity in the construction industry is also expected to drop. This sector was hit hard because of the halt in new public infrastructure projects, difficulties in procuring construction materials owing to the massive economic costs

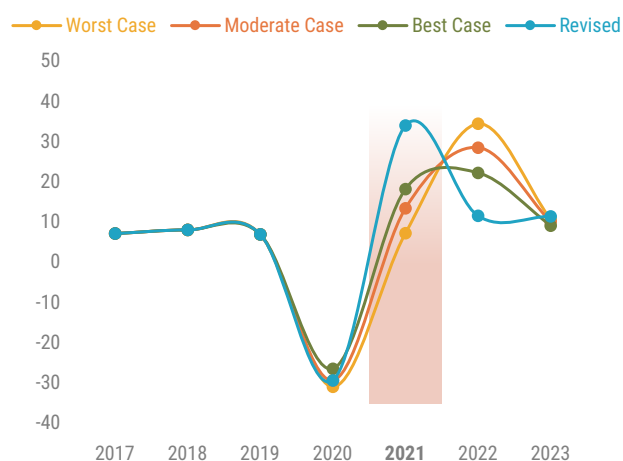
of supply chain disruptions and sluggish progress of ongoing projects due to the logistical challenges faced during lockdown. Therefore, the forecasts assume a negative growth of 11.4 percent in the construction sector in 2020.

The public administration and the general public services provided support to the key sectors of the economy to mitigate the implications due to Covid-19. This is the result of the precautionary measures taken by the government to counter the pandemic-led economic fallout.

Looking at the medium-term forecasts, it would take a few years to tackle the turmoil of the Covid-19 crisis and return to the pre-crisis levels of GDP. Therefore, rather than overcoming the economic shock induced by the global pandemic within a span of one year or V-shaped recovery, the economy is expected to revert to pre-pandemic trajectory in 2022 or a U-shaped recovery is predicted.

Chart 15: National Economic Recovery Scenarios

in millions of MVR



Source: MoF; MMA; NBS

The Covid-19 pandemic is maturing, but there is still a great deal of uncertainty as to when the outbreak can be completely controlled and how long it will take for economic activity to return to pre-crisis levels. Given the fluidity of the situation, it is difficult to make accurate projections for the medium term GDP levels. Hence, three medium term scenarios were generated in the formulation of the 2021 budget, namely the best case, the moderate case and the worst case. An additional scenario was later included as the 'new best case'. This scenario was formed based on the assumption that the tourist arrivals will exceed 1 million and the total number of bed nights will be 7.5 million in 2021.

The 2021 budget figures are based on the moderate case scenario. As such, a 13.5 percent increment in economic growth is expected for 2021 in the moderate case scenario. However, in the worst case scenario GDP is expected to increase by 7.3 percent, whereas in the best case scenario

io GDP is expected to increase by 18.3 percent. Meanwhile, the new best case scenario indicates that there will be a significant rise in economic activity by 34.1 percent in 2021. Overall, the medium-term economic growth depends on the rate at which the spread of the virus is contained, mass production and distribution of the Covid-19 vaccine, containment measures adopted by different countries, frequency of flights operating to Maldives, quarantine and travel guidelines implemented in emerging and advanced economies, progress of large infrastructure projects, current state of the global economy and income levels. In 2022, regardless of the situation of the pandemic, economic activity is projected to rebound to pre-pandemic levels followed by a surge in growth. The pace of growth is forecasted to return to what it was in 2019. As such, economic growth is expected to increase between 11.6 percent and 34.5 percent in 2022. This more positive outlook on growth stems from the anticipated firm recovery in the tourism sector and also the swift enhancement of other key sectors in 2020. The upturn in tourism sector is closely connected with the utilization of resources in the tourism industry, the rise in bed capacity reflecting new resort openings, the availability of better services to tourists associated with the expanded airport capacity due to the ongoing investment in Velana International Airport.

The construction sector witnessed robust growth over the past few years, mainly driven by large infrastructure projects. This industry plays an important role in the economic uplift and develop-

ment of the country. However, due to the completion of most of the infrastructural developments in 2018, the growth in the construction sector slowed down in 2019, mirroring the time taken for the mobilization of the projects. Although new projects have been brought to a halt and the construction sector activity decelerated owing to the Covid-19 pandemic, spending from the PSIP budget is still expected to be at 2019 levels. Despite the sharp contraction in the construction industry due to Covid-19, provided that the government has decided to continue large scale projects, the sector performance is expected to rise in the medium term. In addition, the completion of affordable housing scheme project in the medium term and the rise in housing stock would also contribute to the growth in real-estate sector.

3.2 Other Real Sectors

Attributable to the effects of the Covid-19 Pandemic, growth in the wholesale and retail sector, and the transportation and telecommunication sector are projected to decline in 2020. The main reasons behind this are because of the lockdown of Male' city and other islands in the country, and owing to the fact that international travel and tourism had come to a near halt. That being said, in 2020; wholesale and retail sector growth is expected to decline by 33.2 percent, and the transportation & communication sector by 11.1 percent. However, it is expected that both these sectors will recover to their pre-Covid-19 levels in the medium-term.

The growth of agricultural and fisheries sectors are also anticipated to accelerate in the medium-term, as a result of future government policies to promote these sectors.

In order to boost the agricultural sector, the newly established AgroNat Corporation is expected to increase investment as part of the new policy initiatives in the National Budget for 2021. In addition to this, promotional activities have been planned to expand the variety of fish products exported. Moreover, growth is expected to be at 0.7 percent in the fisheries sector this year.

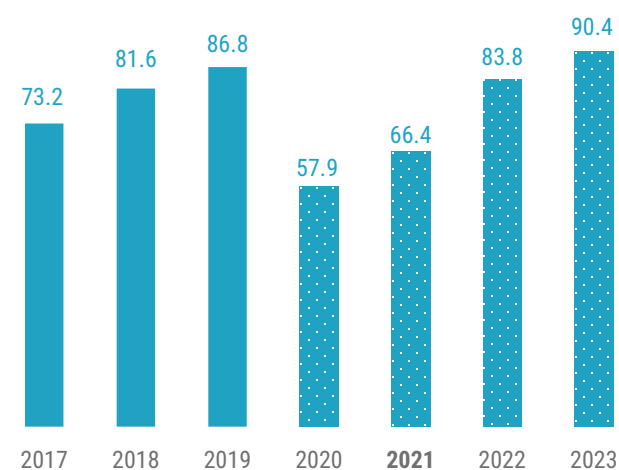
3.3 Nominal GDP

The Nominal GDP is also expected to decline by a significant amount in 2020 due to the Covid-19 Pandemic. The nominal GDP in 2019 stood at MVR 86.8 billion while the figure is expected to drop to MVR 57.9 billion at the end of 2020. This is a 33.2 percent decline in the nominal GDP. Economic activities in all the sectors including tourism were at an all-time low due to Covid-19. In addition, the GDP deflator is also expected to drop by 5.5 percent due to the generally low prices during the year. Tourism sector prices especially, were significantly lower as the sector was brought to a halt for a large part of the year.

However, the nominal GDP is expected to increase in the medium-term starting from 2021 as the Maldivian economy gears towards recovery. Despite this, there are significant risks and uncer-

Chart 16: Medium-Term Nominal GDP

in billions of MVR



Source: MoF; MMA; NBS

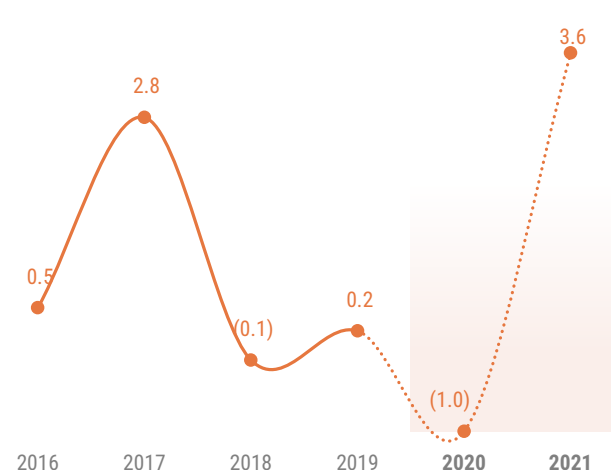
tainties to these projections given the nature of the Covid-19 Pandemic. That being said, the 2021 nominal GDP is expected to increase to MVR 66.4 billion, and subsequently increase to MVR 83.8 billion in 2022 in the moderate case scenario. (Chart 16)

3.4 Inflation

The inflation rate in 2021 is expected to be higher than the present year. Current estimates indicate that the average price levels will decrease by 1.0 percent in 2020. The key assumptions underlying the estimate is that price control in the international markets will be high this year and that the price of energy and oil will remain around the same level in 2021. The inflation rate of the Maldives is an imported inflation, given our high dependency on imports. Therefore, any changes to the price of commodities in the international markets will affect the forecasted inflation rate.

Chart 17: Medium-Term Inflation Forecast

%



Source: MMA

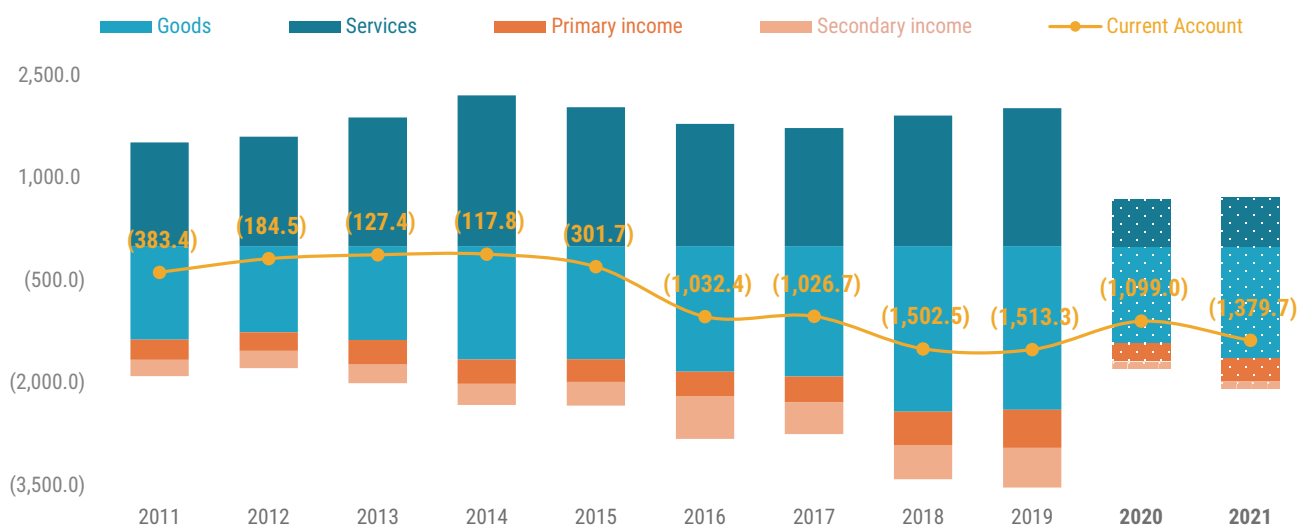
In addition, government policies to manage and control price levels will also affect the inflation rate. However, prices are expected to go up by 3.6 percent in 2021 as it is unlikely that price control measures, of the same magnitude as 2020 put in place due to Covid-19, will be implemented. This implies prices slowly reverting back to normal trends. (Chart 17)

3.5 Balance of Payments and International Reserves

The current account deficit as at 28 October 2020 stood at USD 1,513.3 million according to the Maldives Monetary Authority. However, this figure is projected to improve to USD 1,099.0 at the end of 2020. On the other hand, as a share of the GDP, the current account deficit stood at 26.9 percent in 2019, but is expected to increase to 29.2 percent in the year 2020.

Chart 18: Current Account Balance

in millions of USD



Source: MMA

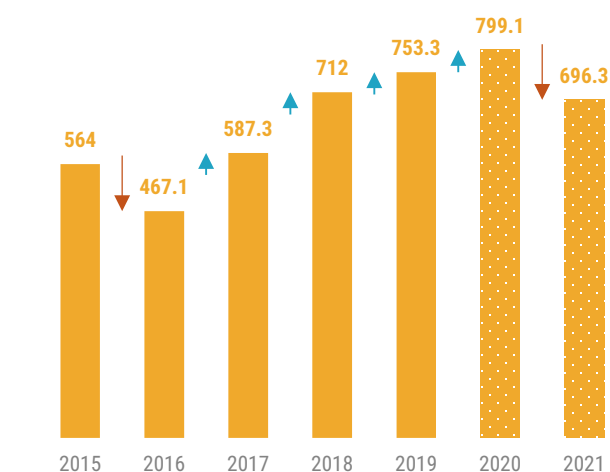
The main cause for the worsening of the current account deficit in terms of GDP can be attributed to the adverse effects of the Covid-19 Pandemic on international travel and due to state lockdowns. The receipts from the travel and tourism sector is forecasted to decline by 60.5 percent in 2020.

Looking at the “Moderate” case scenario of the nation’s economic recovery, tourist arrivals are expected to increase by 31.7 percent, and bed nights by 27.3 percent in 2021. In addition, imports are expected to rise by 15.1 percent, and the current account deficit is projected to rise to USD 1,379.7 million (32.1 percent of GDP). This is due to the fact that the growth of imports is expected to be quicker than the growth of tourism sector receipts.

The National Reserve is expected to be at USD 799.1 million at the end of 2020, and USD 696.3 million at the end of 2021. (Chart 19)

Chart 19: Official Reserve Assets

in millions of USD



Source: MMA

3.6 Exchange Rates

Foreign Currency receipts declined significantly compared to previous estimates as the tourism sector, the largest source of this, was heavily hit due to the Covid-19 pandemic. As a result, there are pressures on the exchange rate as the inflows to the Gross International Reserve and the Banking sector is low.

In order to relieve such pressures, external sources and foreign currency is prioritized to finance the budget and simultaneously reduce domestic financing. This would help maintain a steady supply of foreign exchange necessary to purchase the imports required for the functioning of the economy during this economic crisis.

Foreign Exchange policies implemented by the MMA help relieve such pressures and setbacks by the provision of US Dollars through the banks to meet the requirements of individuals, businesses and SOEs. Furthermore, the amounts of US Dollar injected to the foreign exchange market through commercial banks have also been increased on multiple instances during the Covid-19 pandemic. In this regard, the foreign exchange intervention through commercial banks from April to July was increased. This was increased further for an additional 3 months starting September. The increased interventions between April and September was specifically engineered to make provisions for purchases related to obtaining necessities such as food and pharmaceuticals. In addition to this, US Dollars sold weekly to com-

mercial banks will also be increased from October to December. This will help alleviate the shortages of US Dollars in the foreign exchange market as well as reduce pressures on the exchange rate.

Furthermore, the Reserve Bank of India has agreed to rollover the USD 150.0 million, realized in April this year, to an additional 6 month period under the USD 400.0 million currency swap agreement between the MMA and the Reserve Bank of India. In addition, the remaining USD 250.0 million under the agreement is planned to be withdrawn in January 2021, in order to reduce risks to the Gross International Reserve. Additional financial assistance was also secured by the MMA and the MoF through financial institutions such as the IMF, and this has relieved some of the pressures on the exchange rate.

3.7 Risks To The Medium-Term Forecasts

The majority of risk factors to the medium-term economic forecast can be attributed to the uncertainty during the Covid-19 Pandemic, especially regarding how quickly economies can recover from the negative impacts.

Covid-19 is caused by a dangerous and highly contagious virus, and in order to control the spread of the virus, many countries implemented border restrictions, and enforced strict social distancing measures within the countries. These strict measures are essential in order to stay safe

from the virus, however, these measures also have adverse effects on economic activity. Therefore, the level to which the Covid-19 Pandemic can be controlled to in the coming days is a risk to economic forecasts. That being said, the domestic and international economies are subject to worsened conditions should they be forced to implement stricter enforcement measures due to new waves of the Covid-19 Pandemic. In the coming months, how quickly a vaccine can be delivered by countries working on developing one also adds on to the uncertainty in the forecasts. The longer it takes to contain and control the spread of the virus, the longer borders will have to remain shut, and will negatively impact the restart of air travel worldwide. Although we have opened up our border for travel and tourism, many other nations have chosen not to, and some of those countries which have opened up their borders for travel require travellers to complete mandatory quarantine upon arrival, which deters travellers from leaving their country.

As the Maldivian economy is open, the risks to the global economy in the medium-term is one of the factors that affects our local economic forecasts. That being said, the global economy is expected to begin recovering from the effects of the Covid-19 Pandemic; however, the speed at which the global economy recovers plays an important role in producing economic forecasts. Yet, there are many risks associated with these forecasts as well. The Covid-19 Pandemic has had a negative impact on the income of many nations, and has caused large budget deficits for a large number

of these economies as well. Many nations have turned to debt in order to finance these deficits, and experts believe that countries will face difficulties in repaying this debt in the future, which may subsequently lead to a worldwide debt crisis. In addition, many governments including the Maldives, have opted for countercyclical measures on which many businesses rely on.

One of the greatest risks to the recovery from Covid-19 is the fact that although the global economy grows as a whole, the growth is expected to be at different rates across different sectors. The service sector has been severely affected by the Covid-19 Pandemic, and is believed to recover at a slower rate than other sectors. That being said, the aviation industry is one such industry which has been affected badly, and has seen many airlines decrease their operations, and put many airlines in a poor place financially. Therefore, although the global economy grows and recovers as a whole, the growth of individual sectors in the medium-term is expected to affect economic forecasts. The restart of the aviation industry, and the growth of the travel and tourism market would likely shift current domestic economic forecasts.

During recovery, the growth of consumer income is an important tool in determining the changes to demand. Consumer demand is expected to remain low due to this economic crisis. Therefore, overcoming this crisis and improving the nations GDP, along with seeing an increase in the rate of improvement in consumer income is an obsta-

cle and a risk to service sector heavy economies such as ours.

Medium-term economic forecasts have been prepared with the expectation that we will overcome the economic crisis of 2020. Therefore, any international or local crisis that we face in the coming years will have a big impact on current economic forecasts. Any natural, economic, or political crisis in the coming years poses the risk of halting our economic recovery, and causing it to further worsen. The Covid-19 Pandemic brought about many difficulties, including causing many businesses to shut and forcing the government to spend large amounts in order to save the economy. Therefore, any other crisis faced during this period is guaranteed to send the economy into a deep recession.

Although the world economy enters recovery, the level to which this can recovery can be utilized by our nation is an obstacle faced when producing economic forecasts. The main difference between this crisis and the 2004 Tsunami crisis is the fact that economic tools have not been affected to a great degree this time. That being, resorts, airports, aircraft, vehicles, machinery, and labour are available at their pre-crisis levels. Therefore, these tools are set to be used in line with world recovery, and economic forecasts expect that we can make economic gains from these tools. However, one of the risks to medium-term forecasts lies within the struggles faced by some businesses in reopening following the Covid-19 Pandemic. As many businesses were forced to remain shut for

a large period of the year in 2020, they have also had to spend great amounts in order to survive in the market, and this has delayed the reopening of many businesses and the economy, which negatively affects local economic forecasts.

So far, in 2020, on average the Consumer Price Inflation in the Maldives has been negative. This means that households on average spent less on goods and services throughout the year. Although we are expected to be able to maintain a low inflation rate in the medium-term, there are some risks associated with this forecast as well. In addition, as the Maldives is heavily reliant on imported goods, the changes in prices of these goods in the world market will affect our local inflation rate as well. That being said, although global oil and energy prices have remained low, following the reopening of many economies in the year 2021, an overload of economic activity can cause these prices to inflate. Such a scenario is likely to bring about changes in our inflationary forecasts. Moreover, due to the slowdown of foreign currency flow into the country, changes in the exchange rates are also likely to affect our inflation rate.

The Covid-19 Pandemic has seen a decline in tourism and the inflow of foreign currency into the economy. Therefore, factors which increase the demand for imports is likely to increase our current account deficit. Although the Covid-19 Pandemic has also decreased our level of imports, as economic activity resumes, the demand for imports and foreign currency is expected to increase. In the case where our current account

deficit increases, the demand for foreign currency will rise, and there will be a chance that it will affect the exchange rate. In order to minimize the risk of this happening, the government has decided to prioritize new development projects that rely on imports which are set to be financed via foreign currency in the 2021 Annual Budget. There are also plans in place to obtain financing for the 2021 Annual Budget through foreign currency loans and foreign aid. In addition, following the Covid-19 Pandemic, as the number of tourist arrivals increases, foreign currency inflows are likely to increase and relieve some of the pressure on the exchange rate. Moreover, MMA has been undertaking many measures in order to maintain the dollar exchange rate.

2021

Economic Outlook

Medium-Term Economic Growth Forecast

%



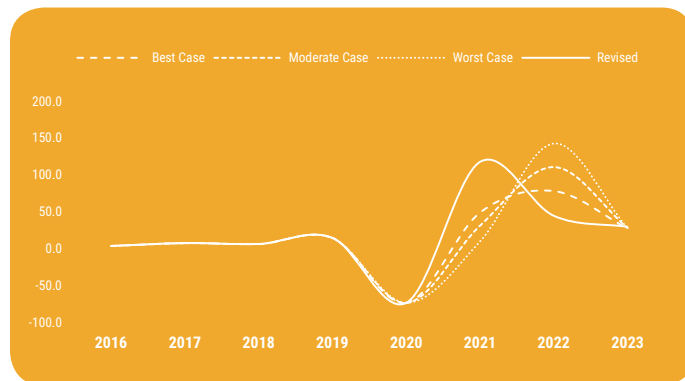
Real GDP

13.5%

The Maldivian Economy is expected to contract by 29.3 percent due to Covid-19, and forecasts indicate that the economy will reach pre-Covid levels in 2022.

Medium-Term Tourism Arrival Forecast

%



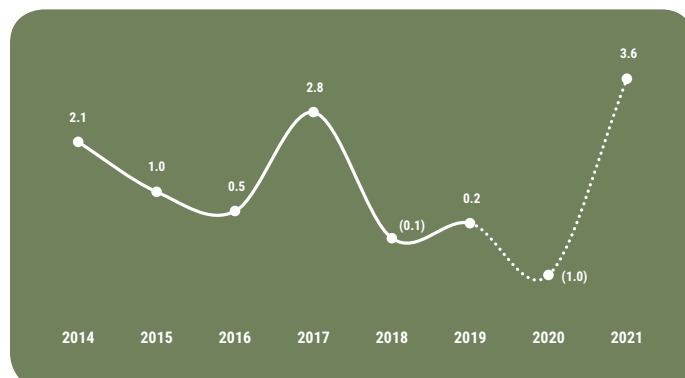
Tourism Sector

13.5%

A million tourists are expected in 2021, and the swift recovery of the sector is expected.

Medium-Term Inflation Forecast

%

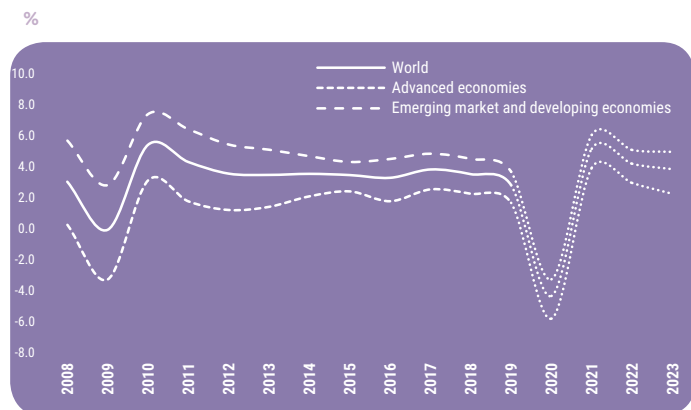


Inflation

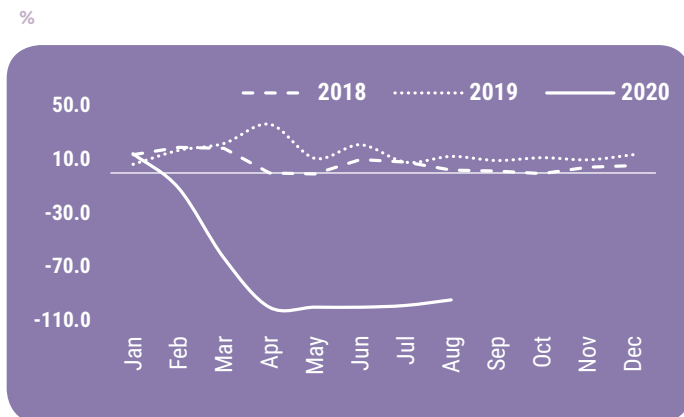
13.5%

General price levels are expected to reach pre-Covid levels in 2021 as further steps to control prices are not anticipated in the year.

Condition & Outlook Summary



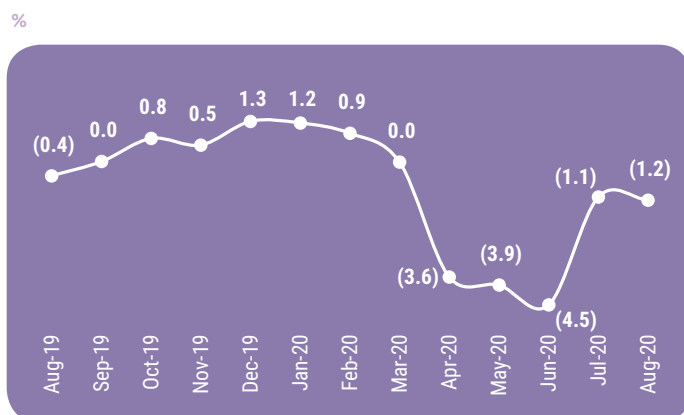
The global economy has been affected by the Covid-19 Pandemic, and the impacts are expected to be severe for Emerging and developing economies.



The chart illustrates the impact the Pandemic had on the Tourist arrivals to the Maldives.

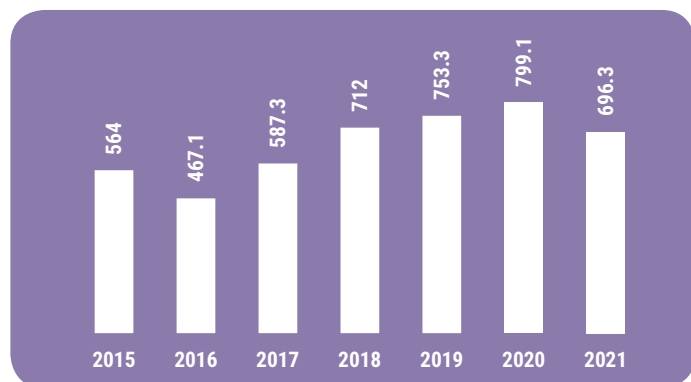


The construction sector came to a near halt as projects from the government as well as the private sector were disrupted due to the lockdown.



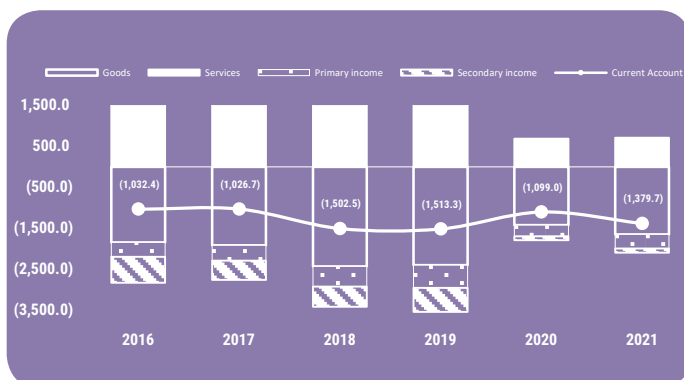
The prices generally went down as of August 2020 mainly due to the price control measures implemented by the government.

in millions of USD



The reserves are expected to decline by the end of 2020 as the government took on additional expenses with a backdrop of decreased revenue.

In millions of USD



Due to the decline in the exports of goods and services (namely, tourism) as a result of the Covid-19 Pandemic, the Current Account Deficit is expected to be 32 percent of the 2020 GDP.

Fiscal Position & Outlook

Fiscal policy or the national budget are key tools for the stabilisation and management of the economy. The aim of the budget is to influence the economic development, industrial growth, self-sufficiency of the people, social rules and equality across generations. The role of fiscal policy in promoting macroeconomic stability and the moderation of economic activities were key during the disruptions to the economy due to the Covid-19 pandemic.

This section highlights the current fiscal or budget position and the fiscal outlook of Maldives. It indicates the aims and goals to be achieved through the use of the budget. The section also includes details on the latest revisions and changes to forecasts of revenue and grants, and expenditure of 2020; and the initial forecasts of revenue and grants, and expenditure targets for the budget of 2021. Furthermore, the statement looks at the budget deficit and debt, and also the means of financing the budget for the year. The statement also includes the risks associated with the attainment of the budget targets and steps that can be taken to minimize such risks.

1 Budget Aim 2021

The Covid-19 pandemic hit at a time when the Maldives economy was rapidly expanding and growing. Many projects that were included in the budget had started progressing. However, with the global outbreak of the virus, the situation had completely changed at the start of 2020, bringing all the economic activities to a near halt.

The economy was brought to a sudden standstill in response to the health crisis. The primary reason why the economy is in a position to mitigate the consequences is due to the counteractive measures implemented by the Government with the aid of fiscal policy. Despite the major blow to the economy in 2020 due to the pandemic, 2021 seems to be the year of redemption in which vital

steps will be taken for the economy to recover. Although measures were taken to minimize the economic shock during the crisis, more focus needs to be directed towards bringing the indicators of fiscal policy to medium-term levels.

The 2021 budget and medium-term budget was formulated based on the "National Resilience and Recovery 2020-2022". This plan has been designed to recover quickly from the adverse economic and social impact of the Covid-19 pandemic, and to implement the prioritized policies in the Strategic Action Plan (SAP) developed by the Government.

The targets that the Government wants to achieve from the 2021 budget are:

- Overcome the health, social and economic consequences of Covid-19
- Strengthen the resilience of the economy and diversify it
- Decentralisation of government and to promote territorial developments
- Establish an environment for businesses to prosper and stride forward
- Elevate the quality of common and social services, and improve the standard of living
- Magnify the capacity to face the consequences of an economic crisis
- Build a self-sufficient government in the medium-term
- Further details on the successful accomplishment of these targets are mentioned below.

Overcome the health, social and economic consequences of Covid-19

Looking at the current situation, a full economic rebound will probably be only possible once a successful coronavirus vaccine is in use. The recovery is tied to whether the people learn how to live with the virus or not. Therefore, the key target of the budget includes fighting the global health threats posed by Covid-19, bringing employees back to work safely, controlling the spread of this virus, supporting the medical equipment demands during Covid-19 before a shortage arises. It has been planned in the budget to increase testing capacity to prevent the spread of Covid-19 transmission, expand healthcare capacity, isolate

and monitor those who test positive for Covid-19 immediately and most importantly, distribute the Covid-19 vaccine to local communities once it is obtained by the Government.

Covid-19 has instigated rapid change across all facets of life, and shaking societies. The social disruptions caused by this crisis is alarming. The pandemic has decimated jobs, forcing workers out of employment and placed thousands of livelihoods at risk. Therefore, to address this social crisis and improve the standard of living of the people, the Government has decided to introduce social protection programs. In the 2021 budget, a higher priority is given on providing support for those who are most affected by the pandemic and building better safety nets for vulnerable groups in the community.

To gauge the impact of Covid-19 on the business community, financial relief in the form of recovery loans were provided, and debt moratoriums were imposed. However, in budget 2021 stimulus programs will be implemented instead of these relief packages. This includes issuance of loans to new businesses through SDFC and initiation of various projects that would benefit commercial operations. In addition, the Government encourages to promote business activity of small and medium-sized enterprises for swift economic rebound and also to increase the amount of green investments to steer the economy. The 2021 budget comprises of different strategies that will be adopted in order to increase employment opportunities for Maldivians. Furthermore, with the aim

of supporting employees in building new skills, re-skilling programs are allocated in the budget.

Strengthen the resilience of the economy and diversify it

The pandemic has proven how the sole dependency on one industry can be very harmful to the economy. A small island nation such as Maldives has a lot to benefit from its lucrative tourism industry. Therefore, a total of MVR 154.2 million has been allocated in the budget to further develop and promote the tourism industry. Nonetheless, it is imperative that the budget also focuses on the enhancement on other sectors apart from tourism. In this regard, a high emphasis has been given in budget 2021 to expand both fisheries and agriculture industry to boost economic activity. The budget 2021 paves way to increase agricultural productivity with the introduction of contract farming and additional programs that help in maintenance of the agricultural products through proper quality control and also facilitate in marketing of these products. The budget also includes a special focus on investments to increase value addition on fishing and promoting Maldivian products in the international market. Moreover, activities will be conducted to promote cultural tourism which is one of the largest and fastest-growing global tourism markets. This includes listing some of the historical landmarks in Maldives in the UNESCO World Heritage Sites.

In addition to that, the development of a high-quality transportation system has been allocated in

the budget to improve market access and stimulate economic activities. To initiate this program, it has been planned to establish a high-speed ferry network in the northern part of Maldives. At the same time, this budget involves the extension of port facilities for businesses in the north and south of Maldives, as well as the development of both Addu International Airport and Hanimaadhoo International Airport.

The project to relocate the main sea port from Male' to Gulhifalhu is associated with the country's future economic progress. The establishment of this port would facilitate the provision of quality services to other business operations at a lower price, thereby resolving supply-side difficulties. This project is scheduled to start in 2021. (Information Box 2)

Decentralization of government and to promote territorial developments

The development of urban centres apart from Male' is one of the pledges included in the "Jazeera Raajje" manifesto. As such, the 2020 budget concentrated more on regional development, decentralisation and the strengthening of local governance, as well as enhancing the quality of services offered in different regions. The government has invested a lot on improving health care services, the result of this was observed from the regional hospitals when Male' was under lockdown. Likewise, with a vision on developing the health care sector, the budget for 2021 will focus on constructing new hospitals, acquiring more

medical equipment and upgrading the current hospitals. It has also been planned to manage the educational equipment at a regional level, and to further invest in the development of the education structure. Moreover, to achieve decentralization, the Government seeks to shift some of the jobs and services that are still in place in Male' to the urban centres.

In 2021, the projects geared towards establishing water and sanitation systems will begin in all the islands of Maldives.

Establish an environment for businesses to prosper and stride forward

It is vital that a part of the budget is allocated towards helping businesses succeed and survive in a growing economy. Therefore, projects that foster the development of businesses are included in the 2021 budget as well. Due to the amendment to the Public Finance Act (?), a higher priority will be given on awarding the projects to Maldivian companies and enterprises situated in the same location as the project.

As Covid-19 has had a negative effect on almost all companies, part of the 2021 budget is allocated towards starting and expanding business operations, securing the working capital needed to finance day-to-day operations, and enabling access to funding for new innovative business ideas.

Moreover, the Government intends to provide services to businesses and individuals more efficiently with lenient rules, to ensure that services are offered online as much as possible and establish a system in which all the services are accessible in one place. The budget also includes increasing the role of businesses and foreign investments, as well as promoting economic development.

Elevate the quality of common and social services, and improve the standard of living

To improve the standard of living of the people, the services offered by government should be strengthened and thereby benefit all. In this regard, a significant emphasis will be given on digitalizing the services and providing them online. This includes launching an online portal for Umrah and Hajj pilgrimage, development of eFaas citizen's portal and the national single window project.

Moreover, the budget for 2021 has been allocated on implementing social protection programs and other special programs to address the obstacles the people encountered due to the Covid-19 pandemic. This comprises of aiding the people who were forced to migrate back to their islands as their living circumstances deteriorated.

Under decentralization of services, in addition to developing of social services in different regions of Maldives, the budget is also centred on achieving key objectives that are stated in the law. As such, to enhance the quality of services provided

in the healthcare sector, new services will be introduced in Indira Gandhi Memorial Hospital and Hulhumale Hospital. This includes increasing the capacity to treat mental illnesses and upgrading services in eye and vision care. Furthermore, a special focus will be given on developing new skills and preparing the youth for today's job market. Sport equipment will be set up in different regions of Maldives in order to encourage a healthy lifestyle among the communities. The government's vision of bringing sports infrastructure to next level will be witnessed from the approved budget.

The 2021 budget includes in establishment of waste management facilities in different islands in a manner which is the safest for our environment. As the Government is focusing on rebuilding the economy after the Covid-19 crisis, the budget also comprises of investing on renewable energy to promote sustainable development.

Furthermore, different programs have been planned to aid decongestion in Male' city. This consists of constructing parking buildings and creating additional parking spaces to minimize the congestion of vehicles in Male'. The government has also decided to impose a concession charge to decrease vehicles and introduce a mini bus service to expand the transportation system.

With the continuing concentration of the population in Male', one of the biggest struggles faced by majority of the Maldivians is not being able to afford decent accommodation. In order to resolve

this housing issue, the budget has been allocated to provide equity needed to start housing projects. It has been planned to provide equity at the same rate every year to build housing units. These social housing projects will be carried out by Fahi Dhiriulhun Corporation.

Magnify the capacity to face the consequences of an economic crisis

The Covid-19 pandemic has shown the importance of the Government being in a position to spend as necessary to address the challenges faced when overcoming an economic crisis. Due to the pandemic induced economic shutdown, the Government has aided several businesses as well as individuals in the form of relief packages from the budget. During the crisis, the Government expenditure on procuring medical equipment and social protection increased significantly. However, since the Government was not prepared to deal with such a situation, there has been great challenges.

Thus, it is imperative to magnify the capacity of the Government to face another crisis, if it arises in the upcoming years. With this view, it is important to expand the sovereign development fund and establish a special centre for managing such crises. Additionally, if the Government has money saved and invested for such a crisis, it would lead to increased responsiveness and easier management in the future. The budget for 2021 consists of setting up a separate crisis management centre and strengthening the National Disaster

Management Authority. It has been planned to transfer the specified money to the sovereign development fund.

Build a self-sufficient government in the medium-term

The sudden economic collapse due to Covid-19 has contributed to a significant drop in income earned by the Government. However, as a number of contingency measures have been taken to prevent the situation from escalating, the fiscal deficit rose substantially in although the overall expenditure was reduced. Similarly, the deficit in 2021 is expected to increase as well. Therefore, the Government debt is anticipated to rise significantly.

It is crucial to reduce the deficit in the medium term and bring the public debt to sustainable levels using fiscal policy. The medium-term budget has been formulated by placing a particular emphasis on decreasing both the budget deficit and debt every year.

Moreover, the expenditure on achieving the key goals of the 2021 budget has been formulated by ensuring that the current expenditure is efficient. As such, all discretionary expenses are controlled in the 2021 budget. This involves managing expenses related to working after office hours, travelling, construction and other goods and services. The problem regarding double pension will be addressed in the budget as well. The government has proposed to set a maximum retail price

and move towards generic medicine in order to overcome the increased expenditure related to Aasandha and Medical Consumables. It has been planned to make state owned companies more efficient and accountable and also take measures to make them less dependent on the national budget. Moreover, the budget consists of bringing changes to indirect subsidies and formulating the subsidies so that the people benefit from it.

2 Medium Term Fiscal Strategy

The Ministry of Finance prepares an annual Fiscal Strategy as per the Fiscal Responsibility Act in order to formulate the fiscal policy. As with previous years, the Fiscal Strategy was submitted to the People's Majilis upon its completion this year. This publication is available in the Ministry of Finance website.

The formulation of the fiscal strategy is a key step in the budget process. The strategy is grounded on the forecasts made using the Medium-Term Fiscal Framework, which is then used to inform on potential directions of fiscal policy. The Cabinet endorses the Fiscal Strategy following discussions on the fiscal policy formulation.

The 2021 Budget and Medium-Term Budget are built upon the Fiscal Strategy. As such, for the development of baseline budgets, the budget ceilings for all agencies were drawn upon the expected implementation of policies outlined in the

Fiscal Strategy. In addition, targets for the 2021 and medium-terms budgets are based on the Fiscal Strategy.

The 2021-2023 Fiscal Strategy is geared towards mitigating the adverse socio-economic impact caused by the Covid-19 pandemic and maintaining quality and uninterrupted public services. To achieve this, the strategy proposes the utilisation of the fiscal space (made from reducing general expenses in the medium-term) on expenses related to the manoeuvring of the economy to a new direction, economic diversification, and the strengthening of social well-being. Although the budget financing gap and debt will increase due to the negative implications of the pandemic, the strategy is geared towards reducing the fiscal deficit and bringing the debt to sustainable levels.

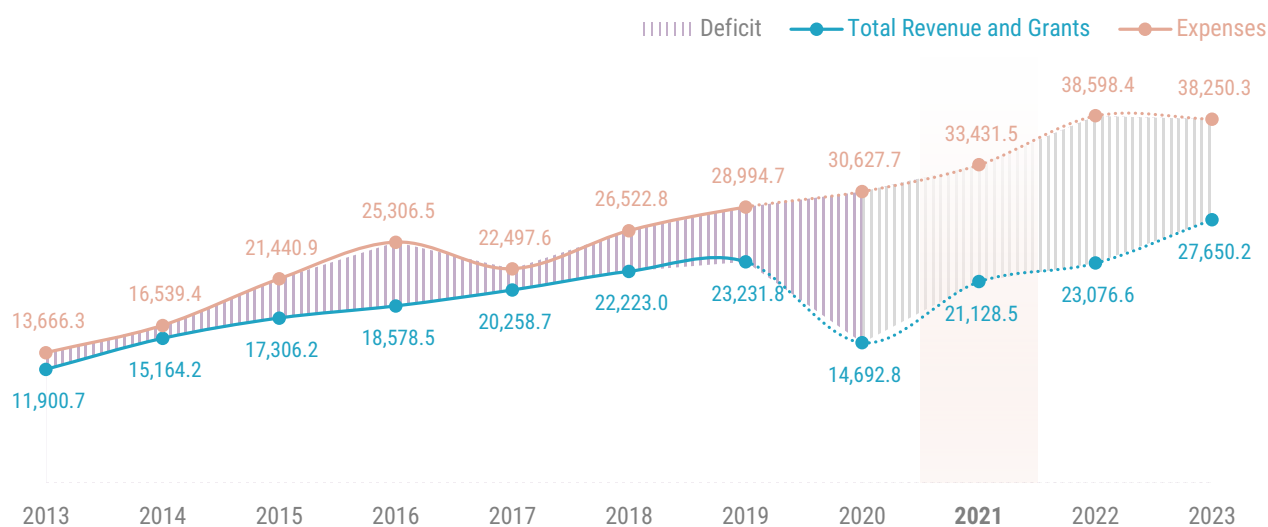
3 Government Revenue

The main source of inflow for spending comes from revenues realized by the state. Revenue is considered a vital tool in fiscal policy as revenue policies can be used to influence economic incentives and enable the redistribution of income. Revenues, tax revenues in particular, represent participation of the public within the Government – thereby the State's – operations. As such, the implementation of sustainable revenue measures is crucial in improving the efficiency of the economy and the fiscal framework year by year.

The State primarily receives revenue from taxes and other non-tax sources. Grants and contributions also serves as a key contributor of the State.

Chart 20: Fiscal Summary

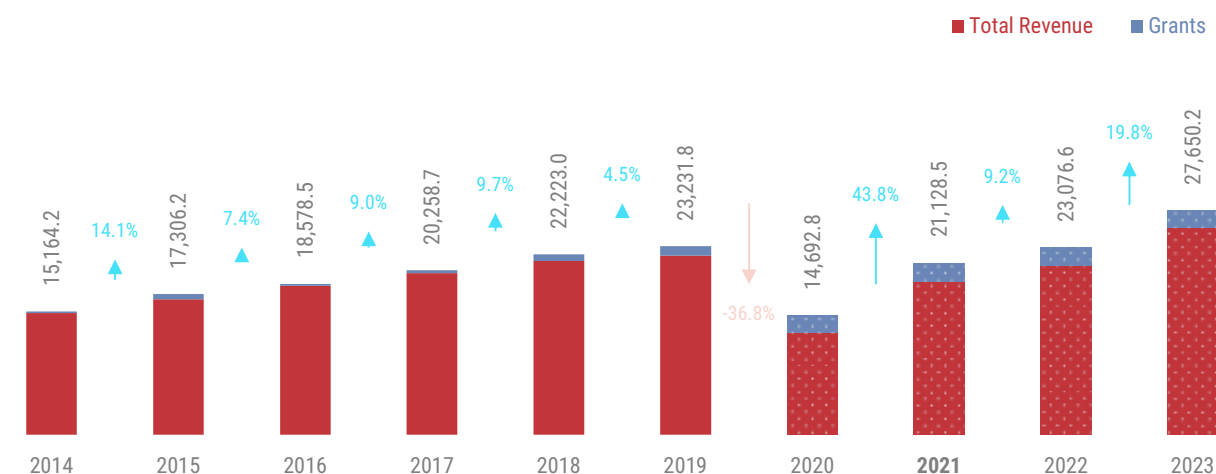
in millions of MVR



Source: MoF

Chart 21: Total Revenues and Grants

in millions of MVR



Source: MoF

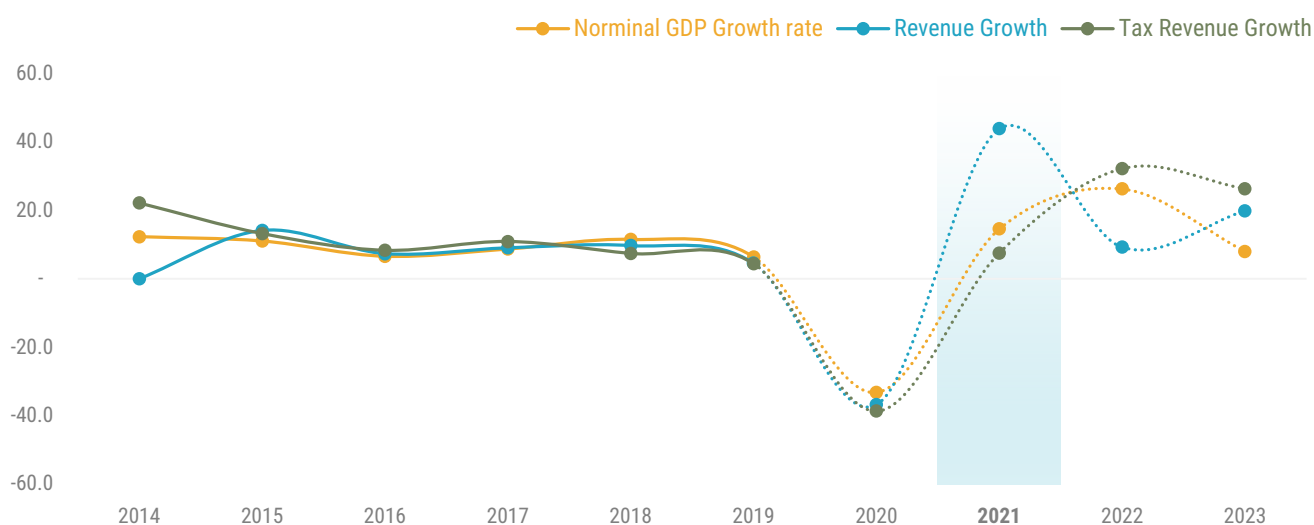
3.1 Changes in Revenue

With the introduction of a modern tax system and government efforts in creating sustainable revenue policies, revenue had increased year by year. (Chart 21) Despite changing effects on the rate of growth over the years due to economic

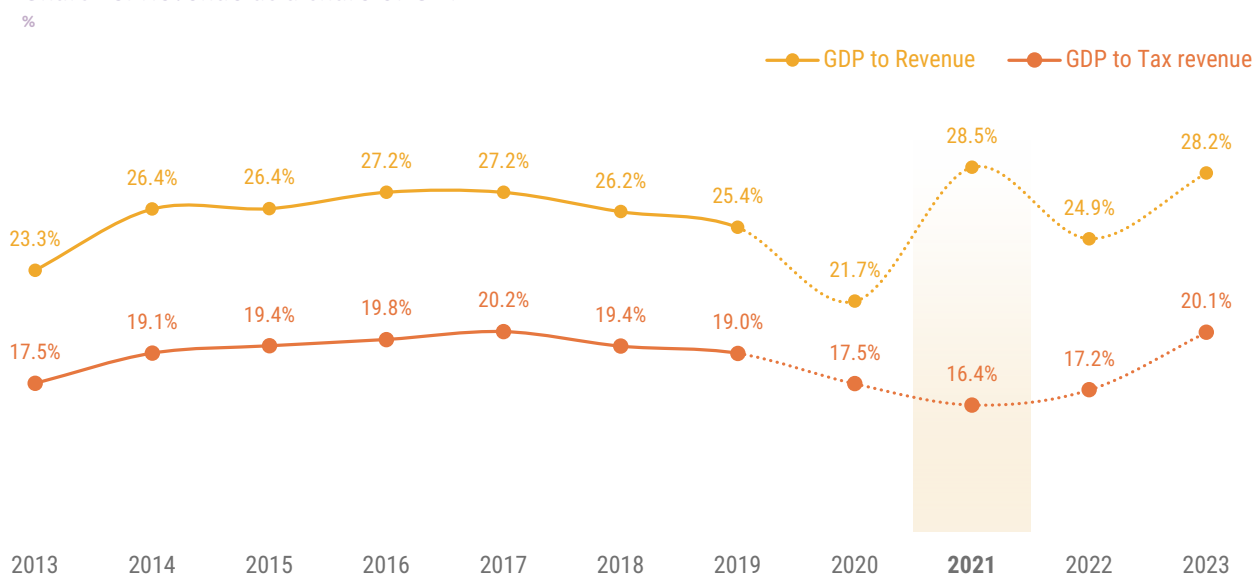
fluctuations, average growth of total revenue and grants between 2015 and 2019 was at 9.0 percent. During this period total revenue (excluding grants) grew by 8.1 percent. Furthermore, tax revenue and non-tax revenue grew by 8.9 percent and 6.0 percent respectively on average during the same period. Growth in revenue during this

Chart 22: Revenue and Nominal GDP Growth

%



Source: MoF

Chart 23: Revenue as a share of GDP

Source: MoF

period is mainly attributed to changes to tax policies. (Chart 22)

In 2018 and 2019, the growth rate of revenue declined compared to the nominal GDP growth rate. However, from 2015 to 2019, revenue growth was 9.0 percent on average while nominal GDP grew by 8.8 percent. (Chart 22)

Total revenue and grants were expected to decline considerably in 2020 and recover to 2019 levels in the medium term. The forecasted changes to revenue in 2020 and the medium-term are dependent on the pace at which the economy recovers from the adverse effects of Covid-19. Since revenue growth is mainly dependent on economic conditions, if no new revenue measures are introduced, nominal GDP growth is expected to be higher than the growth in revenue.

3.2 Revenue to GDP

Since the introduction of the modern tax system, revenue as a percentage of GDP had increased consistently. Contributors to this revenue growth include new taxes and fees, increased tax rates and the broadening of the tax base over the years. However, with the relative decline in revenue growth to the growth of nominal GDP, revenue to GDP has slowed down since 2016. Tax to GDP also presented a similar trend.

While, new revenue measures proposed for 2021 is estimated to increase revenue to GDP, tax to GDP is estimated to decline mainly as a result of the forecasted decline in taxes on income. The adverse impact of Covid-19 on businesses and individuals is expected to be reflected in 2021 receipts from taxes on income as well.

Revenue to GDP is estimated to hold steady in 2021 and the medium term, as the introduction of new revenue measures is expected to more than offset the adverse effect on revenue due to Covid-19, and economic recovery is expected to boost performance of major taxes such as income tax and GST in the medium term. (Chart 23)

3.3 Revenue and Grants in 2020

The estimated total revenue and grants for the budget approved for 2020 was MVR 29,921.6 million. This included tax revenue of MVR 17,852.3 million and MVR 6,854.4 million as Non-Tax Revenue. Grants was estimated to stand at MVR 5,214.9 million. Furthermore, total revenue and grants include MVR 2,586.8 million from new revenue measures.

Revenue in 2020 had taken a major downturn due to the Covid-19 pandemic. Due to the economic shock and its resulting adverse effects on businesses stemming from the Covid-19 pandemic, total revenue and grants for 2020 has now been revised to MVR 14,692.8 million. This is a 50.9 percent decline compared to the initial forecast for total revenue and grants.

Tax revenue for 2020 is now estimated to be MVR 10,138.2 million, which is a 43.2 percent drop from the initial forecast for 2020. Revised estimate for Non-Tax Revenue is MVR 2,430.4 million; a decline of 64.5 percent from the initial forecast. Additionally, grants are expected to decline

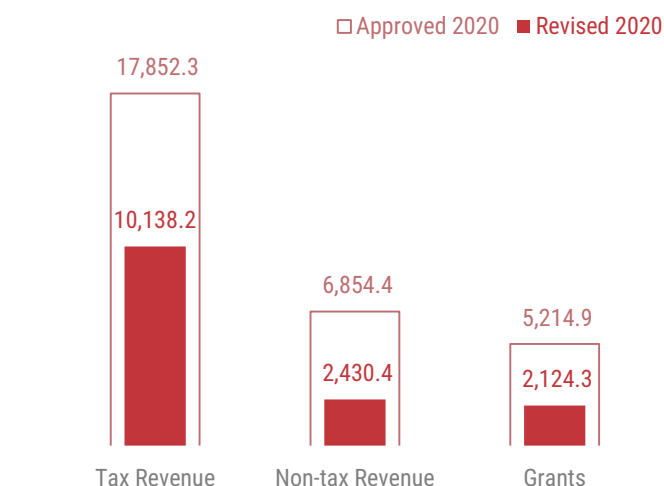
by 59.3 percent compared to the initial forecast, bringing the revised total grants to MVR 2,124.3 million. (Chart 24)

3.3.1 Revised estimates compared to 2019 outturn

The revised estimates total revenue and grants for 2020 is expected to decline by 36.8 percent compared to 2019 outturn. Although the economy and the tourism industry showed strong growth trend in 2019, this was disrupted in 2020 by the unprecedented challenge the country have to face in tackling the economic and social impacts of Covid-19. As a result, economic growth is now estimated to contract by 29.3 percent, with tourist arrivals and bed nights following the same path with sharp declines of 73.1 percent and 67.0 percent respectively. Therefore, revenue is expected to decrease significantly in 2020 compared to 2019.

Chart 24: Major Components of Revenue

in millions of MVR



Source: MoF

Revised forecasts indicate that tax revenue is expected to see an 18.7 percent decline while Non-Tax Revenue is expected to fall by 56.2 percent compared to 2019.

The decrease in tax revenue can mostly be attributed to the slowdown in the tourism sector. As a result, it is expected that revenue from tourism Goods and Services Tax, Airport Service Charge and green tax will see sharp declines compared to 2019. Since tourism sector is highly interconnected to many other sectors, such as transport and wholesale and retail trade, the slowdown on the tourism sector is expected to spill over to other sectors. As a result, general Goods and Services Tax is also expected to decrease compared to 2019.

With the introduction of income tax in 2020, taxpayers are now able to make their own estimations for interim payment. In this regard, the first

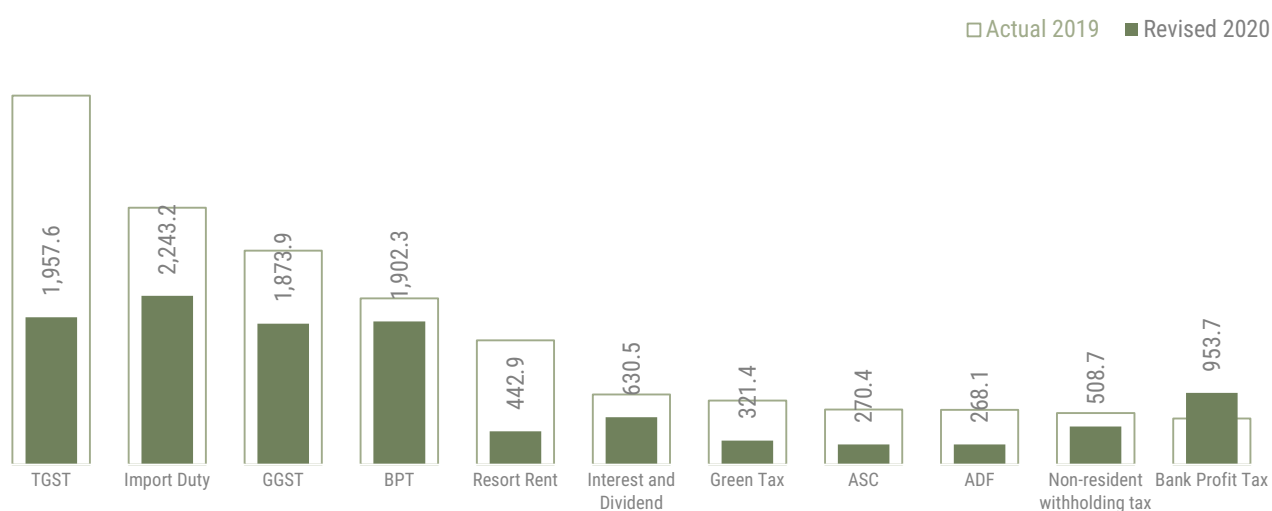
interim payment for 2020 was a clear indication of the adverse effects of Covid-19 on businesses. Additionally, the slowdown in business activities due to Covid-19 restrictions and the additional duty exemptions on medical goods and related goods, such as hand sanitizer, is expected to decrease receipts from Import Duty.

The main reasons for the expected decrease in Non-Tax Revenue compared to 2019 are the deferral of Tourism Land Rent payments for two quarters of 2020, and non-payment of dividends by the majority of state-owned enterprises due to cash flow difficulties owing to the pandemic. Further, revenue from Airport Development Fee is expected to decline given the forecasted decline in tourist arrivals.

Grants are expected to increase in 2020 compared to 2019, as it is estimated that bilateral aid would increase. (Chart 25)

Chart 25: 2020 Revised Revenue and 2019 Actual Revenue Breakdowns

in millions of MVR



Source: MoF

3.3.2 Revised estimates compared to initial forecast

Revised figures for revenue and grants for 2020 are now estimated to decrease significantly compared to the initial forecasts. This is mainly due to the adverse impacts of Covid-19, with tax revenues showing the most drastic decline.

Revised estimate for tax revenue for 2020 is 43.2 percent less than the initial forecast. Due to the slowdown in the tourism sector, income from TGST, green tax, and Airport Service Charge are now forecasted to decrease significantly in 2020. As the decline in tourism sector is expected to spill over to other sectors, GGST is also forecasted to decline. Additionally, owing to Covid-19 restrictions, the decline in imports is expected to result in a decrease in import duties. Moreover, as businesses have been hit hard by the pandemic, profit levels are expected to see a sharp drop resulting in a significant fall in tax on business profits as well.

In terms of Non-Tax Revenues, Airport Development Fee – a key source of Non-Tax Revenue- is expected to decline compared to initial forecasts due to the negative impact on the tourism industry. Other contributors of Non-Tax Revenues such as dividends and Tourism Land Rent are expected to reduce significantly due to cashflow difficulties in state-owned enterprises and deferral of payments for 2 quarters of 2020 to 2021, respectively. Moreover, the concessions granted by the state to mitigate the impact of Covid-19 and leniencies

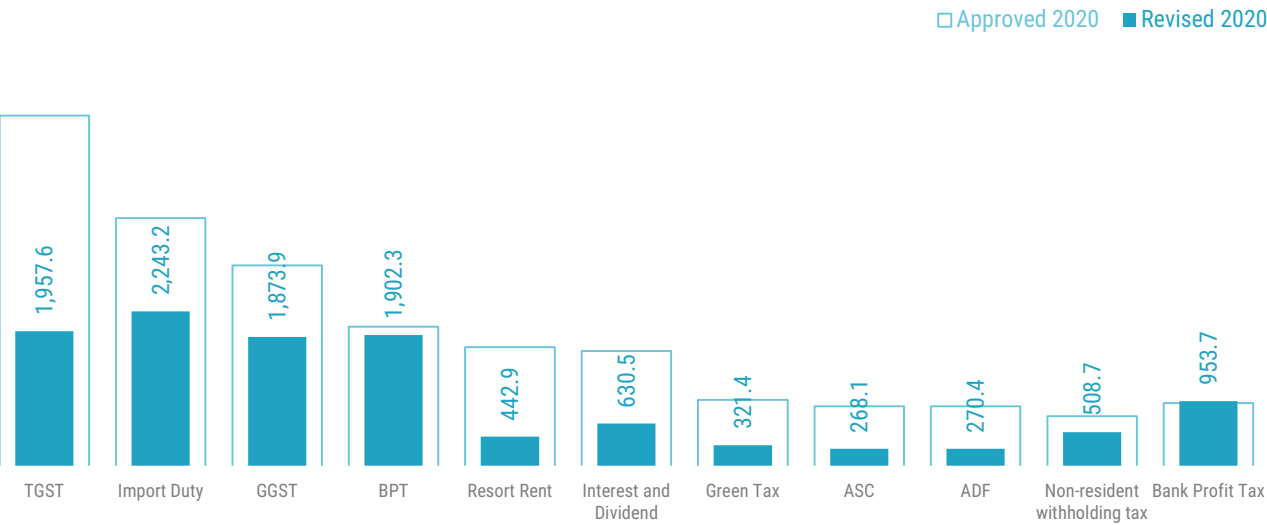
in collection of dues to the Government throughout 2020 is also expected to contribute to the decline in revised forecasts for the year.

The slowdown in the implementation of new revenue measures is also one of the contributing factors to the decline in revised estimates compared to the initial forecasts. New revenue measures proposed for 2020 were expected to generate MVR 2,586.8 million. From the proposed measures, the introduction of income tax, changes to import duties and other customs fees have been implemented to date. Despite the high expectations in generating revenue from these measures alone, revised estimates show a significant decline compared to the initial forecast due to the halt in business activities leading to reduced import duties, other custom fees, business profits and payments made abroad. Furthermore, employee Withholding Tax is expected to decline as a result of increased unemployment and remuneration cuts due to the pandemic.

Although legislative changes required for the remaining new revenue measures were passed by the parliament, their implementation was postponed due to Covid-19 pandemic. Consequently, no revenue is now expected from the halted measures during the year, resulting in a substantial fall in revised forecasts compared to the initial estimates. (Chart 26)

Chart 26: 2020 Revised Revenue and 2020 Approved Revenue Breakdowns

in millions of MVR



Source: MoF

3.3.3 Changes in Revenue Policies in 2020

The economic shock from the Covid-19 pandemic has disrupted the daily activities of businesses and citizens and thereby caused financial difficulties. In order to reduce the adverse effects of the pandemic, the Government has granted concessions for the payment of amounts owed to the State during the course of the year. Such

concessions include partial deferral of rent payable in 2020 to 2021. This is estimated to incur a revenue loss of MVR 949.2 million in 2020. Although the direct impact on the revenue cannot be ascertained, additional concessions have also been granted during the year. The full details of the concessions relating to revenue is presented on page 55.

Timeline of Concessions provided by the Government to reduce the impact of Covid-19

26 March 2020	Repayment of National Student Loan Scheme and Education Assistance Loan Scheme was deferred by 6 months from 1st March 2020
30 April 2020	Import Duty on PPE, disinfectants and hand sanitizers were exempt to combat Covid-19
21 May 2020	Announced that visas expiring between 19 March 2020 and 30 June 2020 will not accumulate fine
15 June 2020	Announced to allow to pay TGST in MVR for taxable periods occurring between 1 April 2020 to 30 September 2020
15 June 2020	Deadlines were extended for the following taxes: <ul style="list-style-type: none"> • BPT extended to 16th August 2020 • First interim payments under Income Tax extended to 31st August 2020 • All other Taxes due on 1st April or after to be extended to 23rd July 2020 <p>Deadlines for taxes paid online that fall on a day that MIRA is closed or within first three weeks of MIRA reopening, the deadline extended to 23 July 2020</p>
17 June 2020	Annual company fee deadline extended to 31 December 2020 without accumulating fine
20 June 2020	Extension of concessions for payments under installments and additional concessions granted under Enforcement Policy
28 June 2020	Announced that tourism rent for 3rd and 4th quarters of 2020 and other rents for June to December 2020 is deferred to 2021
01 July 2020	Not to Impose fine on work visas that expire on 15th July 2020 No fine to be imposed on visas except work visa that expire between 19 March 2020 and 31 August 2020
05 July 2020	Deadlines for non-tax revenues extended to 31 July 2020
10 July 2020 / 31 August 2020	SOE banks with to ask permission from MMA before distributing dividend Note: Bank of Maldives Plc in its 37th AGM passed to distribute dividend as soon as MMA approves.
02 September 2020	Rent collected by councils to be deferred by 6 months between March and October on a request basis
02 September 2020	National Student Loan Scheme repayment deferred from 1 September 2020 till the end of the year
-	Deferral of interest payment due to moratoriums provided to subsidiaries

3.3.4 Major Revenue Sources of 2020

Import Duty

Among tax revenues, Import Duty is now expected to contribute MVR 2,243.2 million in 2020. This is a decline of 34.3 percent and 37.4 percent compared to 2019 and the initial forecasts respectively.

The reduction in economic activity and fall in market prices due to Covid-19 is expected to lead to a reduction in volume and price of imports, and thereby duties. Although the amendments to the Export Import Act, to facilitate new revenue measures, have been implemented in 2020 the inflows from these measures are expected to be more than offset by the decrease in duties resulting from the disruption caused by the pandemic. (Chart 25 and Chart 26)

Business and Property Taxes

Revised estimate of Business and Property Tax for 2020 is expected to stand at MVR 3,436.1 million. This is a decline of 14.7 percent and 3.0 percent compared to initial forecast and 2019 respectively. The main contributors to Business and Property Tax are BPT, Bank Profit Tax and Withholding Tax.

Business Profit Tax is the largest contributor to Business and Property. This year marks the first year in which taxes on business profits are paid

under the Income Tax Act. The revised estimate for tax on business profits (including tax from sole proprietors) is MVR 1,978 million. This is an increase of 10.5 percent compared to 2019, but a decline of 2.0 percent compared to the initial forecast.

Taxes on business profits received in 2020 correspond to the 2nd interim and final payments for 2019 and the 1st interim payment for 2020. Tax corresponding to 2019 has been paid in accordance with the Business Profit Tax Act. The first interim payment for 2020 was paid in accordance with the Income Tax Act. Since the interim payment for 2019 was paid based on profits of 2018 and business profits for 2019 indicated a growth, tax payments corresponding to 2019 showed an increase. On the other hand, since businesses were allowed to make their own estimations for the 2020 interim payment under the Income Tax Act, and most businesses expect lower profits or even losses due to the Covid-19 shock, the 2020 1st interim payment showed a marked decline compared to previous years and the initial forecast.

Similarly, the reduction in business activities and Covid-19 restrictions is now expected to result in a 26.1 percent and a 30.9 percent decline in Non-Resident Withholding Tax receipts compared to 2019 and initial forecast, respectively. Income tax was levied on remuneration for the first time in 2020 and revised estimate for tax on remuneration is MVR 32.5 million. Covid-19 is also expected to lead to a lower than expected receipts from

employee Withholding Tax as remunerations were reduced and unemployment increased during the year.

The revised estimate for Bank Profit Tax of MVR 953.7 million is a 3.2 percent increase from the initial forecast. This is also a marked increase from 2019. Taxes on bank profits also fall under the Income Tax Act from 2020 onwards. This introduced a requirement for banks to also pay tax on an interim basis. The significant increment compared to 2019 is reflective of this structural change in tax payment basis of banks, with the very first interim payment being made in 2020 in addition to the payment of tax corresponding to 2019 profits. (Chart 25 and Chart 26).

Goods and Services Tax

Revised forecast for Goods and Services Tax for the year 2020 is now estimated to be MVR 3,831.5 million. This is a decline of 50.6 percent and 51.8 percent compared to 2019 and initial estimates respectively. Goods and Services Tax comprise of Tourism Goods and Services Tax (TGST) and General Goods and Services Tax (GGST).

GGST for the year 2020 is now estimated to be MVR 1,873.9 million, representing a decline of 34.1 percent compared to 2019 and 34.5 percent compared to the initial forecast. Lockdown restrictions was the main contributor to this decline due to a slowdown in activities in all industries including major industries such as construction.

However, continued easing of restrictions has shown to have a positive impact on GGST performance over the months.

Furthermore, border closures and disruptions to international travel are expected to have a significant negative impact on TGST for the year 2020. The revised estimates for bed nights and tourist arrivals are a decline of 67.0 percent and 73.1 percent respectively. Therefore, revised TGST estimate for this year is expected to be MVR 1,957.96 million. This represents a decline of 60.1 percent and 61.3 percent compared to 2019 and initial forecast respectively. (Chart 25 and Chart 26)

Other taxes and duties

The 2020 revised forecast for other taxes and duties is MVR 601.2 million; a decline of 65.3 percent in contrast to 2019 and a 71.4 percent drop from the initial forecast. Green Tax and Airport Service Charge are the two major contributors to this category. As both green tax and Airport Service Charge is directly related to the performance of the tourism industry, the negative impact from Covid-19 to tourism is expected to lead to a decline in overall revenue from this category.

Green tax is the most significant contributor in this category. Since bed nights are expected to decline significantly, the revised estimate for green tax shows a decline of 62.2 percent and 66.9 percent compared to 2019 and the initial forecast respectively. Additionally, revised estimate for Airport

Service Charge is MVR 268.1 million. This 63.3 percent and 69.4 percent decrease from 2019 and initial forecast is as a result of lower than anticipated tourist arrivals. Although Airport Service Charge decreased, taxpayers paid amounts owed over the course of the year. Hence, receipts from Airport Service Charge was realized even when the Maldives border was closed. (Chart 25 and Chart 26)

With the implementation of the Income Tax Act, Remittance Tax was repealed. However, the Government received MVR 9.0 million as Remittance Tax this year.

Fees and Charges

Revised estimate for fees and charges is MVR 831.8 million in contrast to the MVR 1,737.6 million received in 2019. One of the contributing factors for this 52.1 percent fall is the decline in Airport Development Fee due to the significant decrease in tourist arrivals. The revised estimate for ADF is MVR 270.4 million, a decline of 69.2 percent compared to the initial forecast. Additionally, resident permits are also expected to decrease by 27.6 percent compared to 2019. Extensions on visa expiration and other concessions were provided due to Covid-19.

MVR 153.7 million was collected as lease period extension fee during the year.

The main reason for the decline in fees and charges can be attributed to the postponement of implementation of planned new revenue measures due to Covid-19. In this regard, postponing the implementation of changes to resident permit and ADF rates are expected to result in a respective 56.3 percent and 69.2 percent decline compared to initial forecasts. Similarly, postponing the implementation of the expatriate quota fee to the following year has resulted in a MVR 500 million fall in revenue for 2020 compared to the initial forecast. (Chart 25 and Chart 26)

Property Income

Revised forecast for property income for 2020 is MVR 534.4 million, a decline of 71.5 percent and 75.7 percent compared to 2019 and initial forecast respectively. The main reason for the decrease is due to the expected 74.3 percent decline in Tourism Land Rent. As many resorts faced cash flow constraints due to the impact of Covid-19 on the tourism sector, Tourism Land Rent for 2 quarters of 2020 was deferred and to be settled in 2021. This is expected to decrease Tourism Land Rent received in 2020 by approximately MVR 860.0 million. Further declines are expected as other rents payable in June to December 2020 were also deferred to 2021. (Chart 25 and Chart 26)

Interests and Profits

Interest income for 2020 is estimated to be MVR 630.5 million, which is a 32.4 percent and a 62.3 percent dip compared to 2019 and the initial forecast respectively.

State-owned centrepieces should declare 60 percent of their profits to be distributed as dividend to the Government. Even though 2019 was a profitable year for most state-owned enterprises, cash flow constraints due to Covid-19 will likely impede many state-owned enterprises from paying dividends this year. Moreover, as Covid-19 relief loans were issued by the Government through state owned banks, dividend payment for these banks were deferred to be paid in 2021.

In addition, due to the debt moratorium granted for loans issued by the Government, interest income from these loans are also expected to decrease. (Chart 25 and Chart 26)

Grants

The initial forecast for 2020 estimated MVR 5,214.9 million to be received as grants. This figure includes the guaranteed conversion of the USD 150 million invested in the Maldivian Treasury Bills in 2019 by the Government of India via the State Bank of India to a grant by 2020.

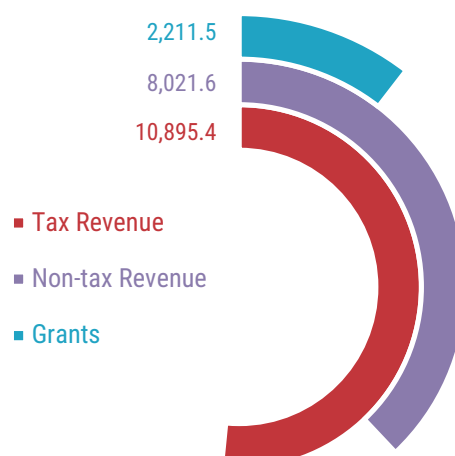
While overall grants are now expected to reduce significantly due to the Covid-19 pandemic, grants

related to the health sector has increased. In this regard, testing kits, medicine and PPE are being provided as in-kind grants to Maldives. Additionally, since the implementation of a large number of projects have been delayed due to Covid-19, project grants are now expected to be lower than initial forecasts. Based on all the aforementioned factors, the revised grants for the year is MVR 2,124.3 million, which is a decline of 59.3 percent compared to the initial forecast but an increment of 83.9 percent compared to 2019.

3.4 Revenues and Grants for 2021

Total revenue and grants for the year 2021 is expected to be MVR 21,128.1 million. This includes MVR 10,895.4 million from taxes, and MVR 8,021.2 million from non-tax sources. Grants are estimated to be MVR 2,211.5 million for the year 2021. (Chart 27)

Chart 27: Revenue and Grants Components for 2021
in millions of MVR



Source: MoF

Total Revenue and Grants for 2021 is expected to increase by 43.8 percent in comparison to 2020 revised estimates, with increments in tax and Non-Tax Revenue of 7.5 percent and 230.1 percent respectively. Similarly, grants are expected to increase by 4.1 percent compared to 2020.

Even though tax revenue for the year 2021 is expected to increase, income tax from banks and business profits are expected to be lower than the revised estimates for 2020. Since the majority of income tax receipts correspond to the profitability of banks and businesses in 2020, the adverse effects of Covid-19 are expected to spill over to income tax receipts of 2021. Furthermore, revenue from Bank Profit Tax is estimated to be lower than 2020 as there is a one-time increase in this tax in 2020 since banks paid their first interim payment during the year. However, as the economy is expected to recover from the Covid-19 shock during the medium term with strong growth in main sectors, revenue from other taxes are expected to show improvements from 2020.

Non-Tax Revenues are expected to be higher in 2021 than 2020 due to the implementation of new revenue measures. This includes the implementation of measures which were delayed in 2020 and new measures proposed for 2021. In this regard, the changes to resident permit, Airport Service Charge and Airport Development Fee rates, as well as expatriate quota fee are now planned to be introduced in 2021. In addition to this, revenue from changes to the Export Import Act will be realized in 2021 for the full year, which is expected

to realize a notable increment in revenue. The new revenue measures proposed for 2021 is also expected to bring in a significant influx in revenue during the year.

Furthermore, property income is also expected to show a significant increment compared to 2020 as payment of deferred rent payments will commence from 2021.

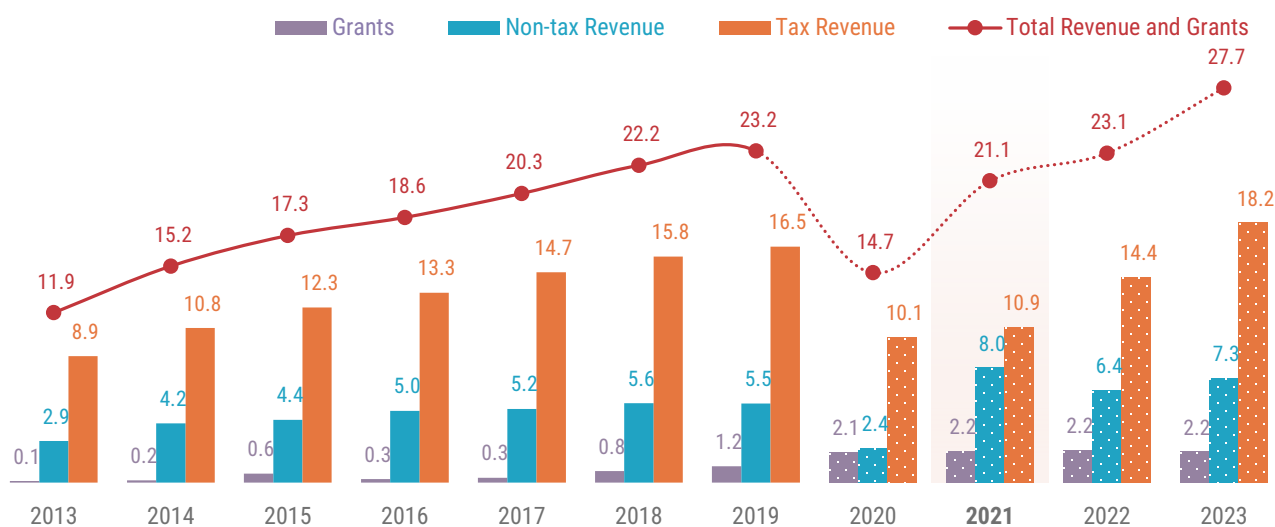
Even though economic growth is expected to improve in 2021 compared to 2020, if changes are not brought to revenue policies, revenue in 2021 is not expected to recover at a desirable pace. Therefore, to change our trajectory towards a sustainable fiscal path, it is important to initiate and implement new revenue measures during the year.

The 2021 budget includes revenue from new revenue measures proposed in 2020 of which the implementation has been delayed to 2021. In addition to this, the introduction of a congestion charge and parking fees, introducing a new telecom operator and spectrum charges are some of the new revenue measures proposed in 2021. Further, the issue of 10 islands for the development of resorts, sale of land (with and without part of lagoons), and the introduction of real estate tourism are also part of the new revenue measures to be introduced in 2021. (Table 2: Page 37)

The main reason for higher grants in 2021 compared to 2020 is due to the estimated increase in project grants in 2021. A large share of project

Chart 28: Year on Year Changes in Total Revenue and Revenue Categories

in billions of MVR



Source: MoF

grants is from the Indian Government grant for "Greater Male' Connectivity" project and waste management and environment related projects carried out by multilateral organizations. Moreover, USD 100 million has been included as grants planned to be secured in 2021. (Chart 28)

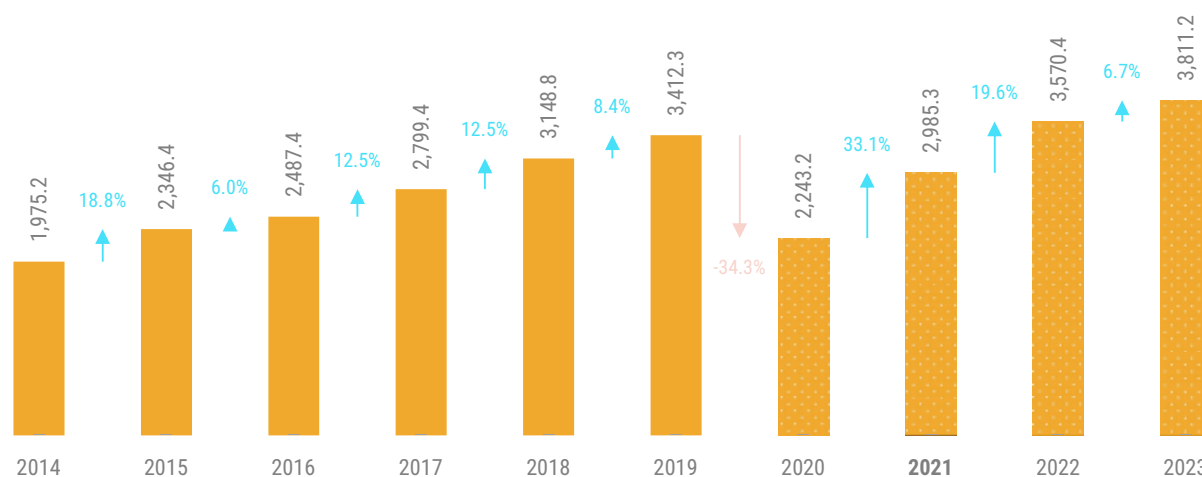
3.4.1 Revenue Sources for 2021

Import Duty

Import Duty for the year 2021 is estimated to be MVR 2,985.3 million. This is an increment of 33.1 percent compared to 2020. Demand for imports

Chart 29: Import Duty

in millions of MVR



Source: MoF

are expected to rise in 2021 as the economy is expected to grow with the increase in economic activities of tourism and other sectors. Additionally, Import Duty in 2021 is also expected to increase as the increment in revenue from changes to duty rates implemented in 2020 will be realized for the full year in 2021. Even though revenue from import duties is expected to increase in 2021, it is still a 12.5 percent decline from import duties received in 2019. (Chart 29)

Business and Property Taxes

MVR 2,001.2 million as Business and Property Taxes forecasted for 2021 is a decline of 41.8 percent compared to revised estimates of 2020.

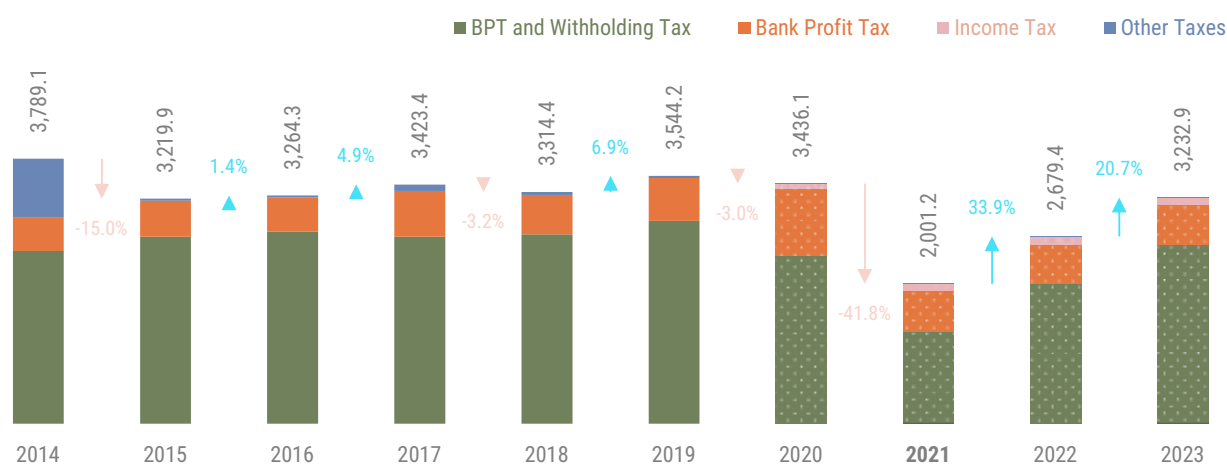
A main component of Business and Property Tax is Business Profit Tax. Forecasted revenue from

BPT for 2021 is estimated to be MVR 730.3 million, which represents a significant decline of 61.6 percent. This is mainly due to the adverse impact of Covid-19 on the economy and businesses, thus reducing their profit levels. Furthermore, according to the Income Tax Act, taxpayers can now make their own estimations in calculating interim payments. As evidenced by the first interim payment for 2020, businesses estimate their 2020 profits to fall drastically. Even though the economy is expected to improve in 2021, the lag in recovery of businesses from the impact of Covid-19 is reflected in the BPT estimate for 2021.

Individual Income Tax is expected to decline in 2021 due to changes in tax rates for sole proprietors and due to the impact of Covid-19. With regard to tax on remuneration, the economic recovery in 2021 and renewed stability in the labour market is expected to increase receipts in 2021. The MVR 95.2 million forecasted to be received

Chart 30: Business and Property Tax

in millions of MVR



Source: MoF

as Individual Income Tax is a 35.5 percent increment compared to 2020 revised estimates.

Bank Profit Tax is expected to decline by 38.2 compared to the revised estimates of 2020 to MVR 589.6 million in 2021. This decline is mainly due to the one-off increment in 2020 as the initial interim payment was made by banks during the year. Bank Profit Tax is not expected to differ significantly in 2021 from 2019 due to the manner in which banks are required to prepare their financial statements, although Government Covid-19 relief schemes provided through banks did affect business.

Non-Resident Withholding Tax is expected to increase to MVR 585.5 million in 2021, an increment of 15.2 percent compared to the revised estimates of 2020. This is mainly as under the Income Tax Act additional payments are subject to Non-Resident Withholding Tax. Compliance is also expected to increase in 2021, resulting in the increase. (Chart 30)

Goods and Services Tax

Goods and Services Tax for 2021 is estimated to be MVR 4,676.4 million, which is an increase of 22.1 percent compared to 2020 revised estimates.

The revenue from Tourism Goods and Services Tax (TGST) is estimated to be MVR 2,640.2 million. This is 34.9 percent higher than the revised

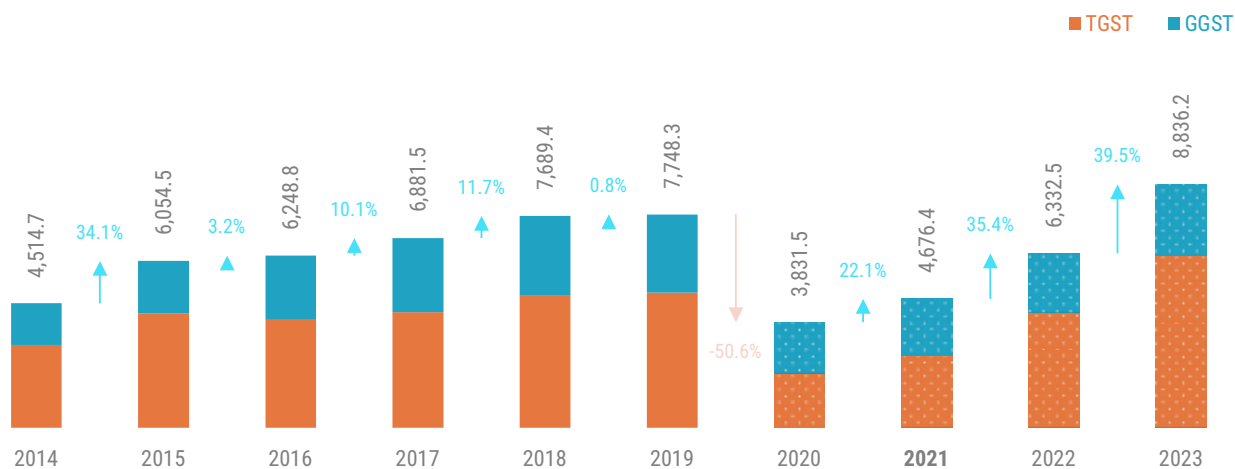
estimates for 2020. TGST is estimated to increase since tourism sector is projected to perform better in 2021 compared to 2020. The forecast for TGST is estimated assuming that 1 million tourists would visit the Maldives in 2021. Consequently, the forecast for bed nights is also expected to have a notable increase compared to 2020. Given the expectation that discounts would increase in the tourism industry to stimulate demand, growth in TGST forecast for 2021 would be lower than the growth in tourism.

The tourism sector reached many milestones in 2019 which lead to an impressive revenue performance during the first quarter of 2020. Although bed nights are expected to increase in 2021, it is not expected to reach 2019 levels. As a result, TSGT is also not expected to increase to reach 2019 levels in 2021.

General Goods and Services Tax (GGST) is estimated to be at MVR 2,036.2 in 2021, which is an increment of 8.7 percent from revised forecasts of 2020. As GGST projections are based on nominal GDP growth, the forecasted 14.5 percent growth in nominal GDP in 2021 is estimated to increase GGST for the year as well. Additionally, further easing of Covid-19 restrictions and the recovery of economic activities are expected to increase revenue from GGST. (Chart 31)

Chart 31: Goods and Services Tax

in millions of MVR



Source: MoF

Other Taxes and Duties

Revenue from other taxes and duties are expected to increase by 95.4 percent from 2020 to reach MVR 1,625.0 million in 2021. The main contributors in this category are Green tax and Airport Service Charge.

The largest share of revenue in this category are attributed to Green Tax receipts. Revenue from Green Tax is expected to be MVR 616.2 million in 2021. This represents a 91.8 percent increase from 2020 revised estimates since tourist bed nights are expected to increase significantly in 2021.

The next major contributor in this category is Airport Service Charge (ASC). It is now estimated that receipts from ASC would reach MVR 531.1 million in 2021. This is a notable 98.1 percent jump from the revised estimate for 2020. The

expected rise in tourist arrivals in 2021 and the planned change to ASC rates are expected to contribute to this increase.

Remittance Tax was repealed with the introduction of the income tax act and as such no revenue has been forecasted for 2021. (Chart 32)

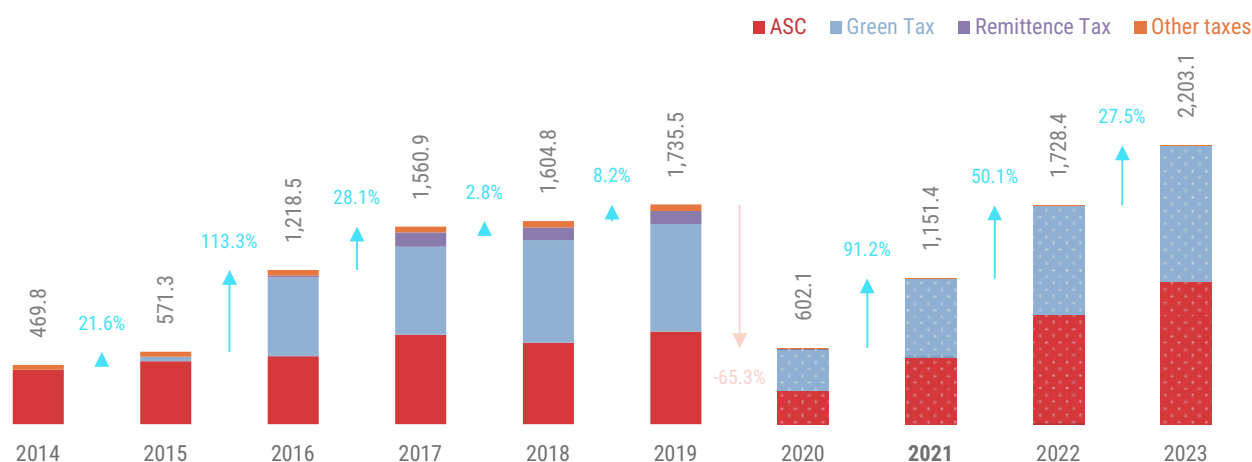
Other Fees and Charges

Fees and Charges are estimated to be MVR 1,625.0 million in 2021, an increase of 95.4 percent from 2020 revised estimates. The main contributors in this category are Airport Development Fee and Resident Permit Fee.

Airport Development Fee is expected to increase in line with the projected increase in the tourist arrivals. It is expected that revenue would increase

Chart 32: Other Taxes and Duties

in millions of MVR



Source: MoF

by 95.7 percent compared to revised figures of 2020. Revenue from Airport Development Fee is estimated to be MVR 529.2 million in 2021.

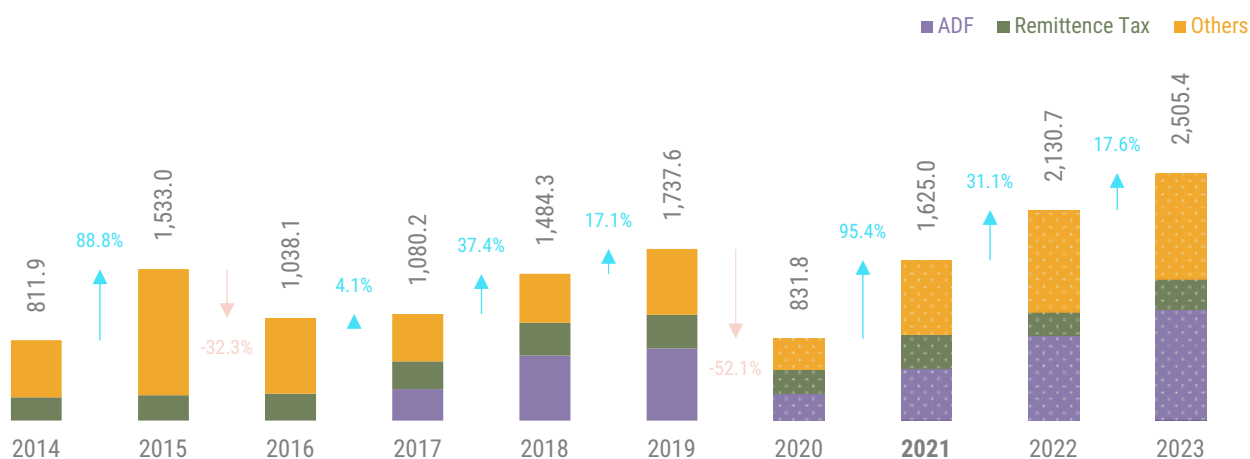
Additionally, the change in the Resident Permit rate is estimated to increase revenue from this fee significantly compared to 2020. Revenue is

expected to generate MVR 348.1 million, which is an increase of 42.5 percent from 2020. Likewise, the introduction of the Expatriate Quota Fee is expected to generate MVR 157.1 million for the year.

Furthermore, the “Revenue Fee” introduced under the amendments brought to the Export Import

Chart 33: Service Charges

in millions of MVR



Source: MoF

Act in 2020 is estimated to generate MVR 258.5 million in 2021.

Moreover, revenues from Fees and Charges for 2021 are also expected to register a notable increase compared to 2020 from new revenue measures proposed for 2021, such as the changes to Telecom License Fee, Congestion Charge, and Parking Fee. (Chart 33)

Property Income

The forecast for Property Income for 2021 amount to MVR 4,722.8 million, which is a 783.8 percent increment compared to 2020 revised estimates.

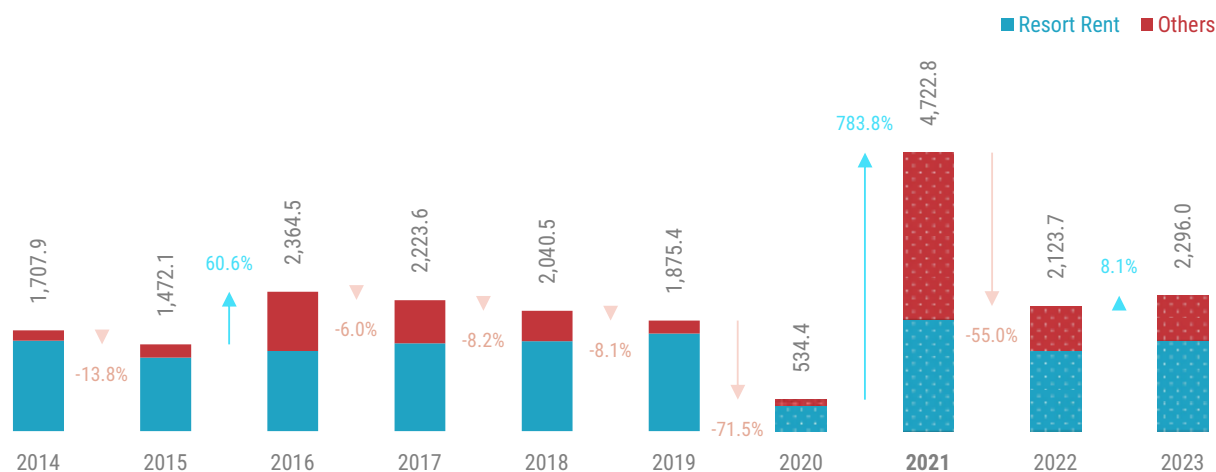
Tourism Land Rent is the major contributor to this category. It is estimated that Tourism Land

Rent would generate MVR 1,897.7 million in 2021. This is an increase of 328.5 percent compared to 2020. The expected increase in Tourism Land Rent is due to the payment of deferred payments of Resort Land Rent for 2020 in 2021. Even though resort rent rates have decreased in regions afar from the capital, aggregated revenue is expected to increase due to the payment of deferred rents for the year 2020.

In summary, Property Income is expected to be relatively higher than 2020 due to the payment of deferred rent, and from new revenue measures for 2021 estimated at MVR 2,654.2 million from new islands for resort development, sale of land, and the introduction of real estate tourism. (Chart 34)

Chart 34: Property Income

in millions of MVR



Source: MoF

Interest and Profits

Interest and Profits for 2021 is forecasted to be MVR 799.4 million, an increase of 26.8 percent from 2020.

Dividends are expected to contribute MVR 756.2 million to interest and profits for the year. This is an increase of 73.6 percent compared to 2020. Since State-Owned Enterprises pay dividends on profits earned in the previous year, forecasts for dividends have been reduced to account for adverse effect of the pandemic on profit in 2020. However, deferred dividends from banks are expected to be paid in 2021 and as such, dividend forecasts for banks have been increased to account for this change.

Moreover, deferment of subsidiary loan repayments is expected reduce subsidiary loan interest by 89.3 percent and MMA profits are expected

to decrease by 76.1 percent compared to 2020. (Chart 35)

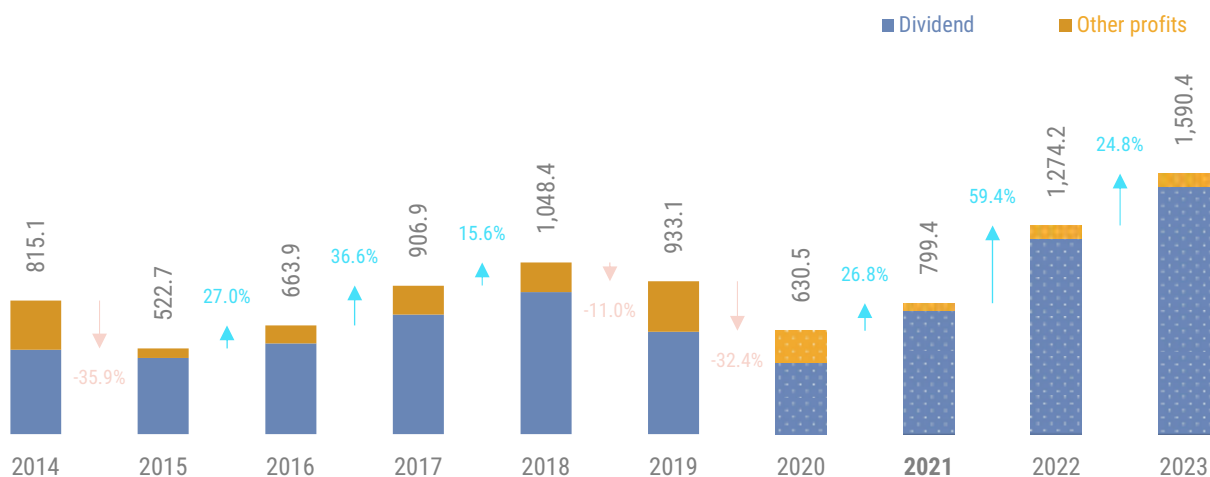
Grants

Grants for 2021 is estimated to be MVR 2,211.5 million. Cash grants are expected to be MVR 1,573.6 million, which also include USD 100 million as cash grants planned to be secured for each year from 2021-2023.

Moreover, project grants are estimated to be MVR 637.5 million. A large share of project grants is from the Greater Male' Connectivity Project funded by the Government of India.

Chart 35: Interest, Profit and Dividend

in millions of MVR



Source: MoF

3.4.2 New Revenue Measures of 2021

Income from new revenue measures proposed for the 2021 budget is expected to generate MVR 3,263.4 million. New revenue measures proposed for 2021 include the introduction of a congestion charge and parking fee, rate changes of the Airport Development Fee and the Airport Service Charge, sale of land, introduction of real estate tourism, the licensing of a new telecom operator, the introduction of a frequency spectrum charge and issuance of new islands for resort development. (Table: 2)

Congestion Charge and Parking Fee

Greater Male' Region is a highly populated area with a considerable number of vehicles. Congestion leads to high traffic in roads and increases negative externalities to the public. To reduce the negative impact of congestion, a Congestion Charge has been proposed to be introduced in 2021.

The negative externalities of congestion, such as rise in pollution and accidents incurs a cost to the society. Similarly, increase in number of vehicles increases the cost of road maintenance and creation of parking zones. The statistics by the National Bureau of Statistics indicate that 68 percent of all the vehicles in Maldives is registered in Greater Male' Region and annual growth in vehicles are about 8 percent. A congestion charge is

expected to help reduce the number of vehicles in the Greater Male' Region.

The Congestion Charge has been proposed to be levied at the same rate as annual vehicle fee.

Additionally, new parking zones are planned to be developed in Male' with a charge for parking vehicles in these zones. This is also expected to help alleviate the congestion in Male'.

Both the Congestion Charge and Parking Fee are expected to generate MVR 36.6 million in 2021.

Airport Development Fee and Airport Service Charge Rate Change

The implementation of new rates for Airport Development Fee and Airport Service in 2020 has been delayed to 2021 after considering the Covid-19 impact on airlines. Forecasts have been calculated assuming that this change would be implemented from 1 June 2021. This measure is expected to raise MVR 272.6 million in 2021.

Sale of Land

For the benefits of reclaimed land to be reaped/enjoyed by citizens, plans have been made to open 30 percent of land reclaimed in various regions for sale in 2021, to parties not resident in

those regions. Some land has also been planned to be opened for sale with part of the lagoon.

Further, once lagoon land concept is introduced, areas of lagoons are also planned to be sold for various developments.

This is estimated to generate MVR 1,000.0 million in revenue in 2021.

Telecom Operating License and Frequency Spectrum Charge

Plans are underway to add new telecom service providers. As such, licenses for new telecom operator/s are planned to be issued under an auction in 2021.

Additionally, inefficiencies and surplus allocations of frequencies have been observed given that there has been no charge for the use of the frequency spectrum of the Maldives. Introducing a spectrum charge will help improving efficiency

in allocating the frequencies. Other fees are still applicable on the usage of frequency such as an annual fee, registration fee, processing fee or percentage of gross profit in addition to a fee charged on the frequency spectrum.

MVR 300 million is expected to be received in 2021 from auctioning telecom license fee and introducing a frequency spectrum charge.

Opening New Islands for Resort Development

10 new islands are planned to be opened for resort development in 2021. This is expected to generate MVR 154.2 million in 2021.

Real Estate Tourism

Real estate tourism has been planned to be introduced and promoted in 2021. This is expected to pique the interest of potential foreign investors

Table 2: New Revenue Measures

	Million Rufiyaa
Total income generated from new revenue measures	3,263.4
Airport development fee and airport service charge rate change	272.6
Opening new islands for resort development	154.2
Real estate tourism	1,000.0
Telecom operating license and frequency spectrum charge	300.0
Sale of land	1,500.0
Congestion charge and parking fee	36.6

Source: Ministry of Finance

and find investors for developing real estate tourism in the Maldives. This measure is expected generate MVR 1,500 million in 2021.

4 Government Budget

The government primarily allocates spending on the provision of public services, social protection of citizens, infrastructure and activities which facilitates economic development of the country. In addition to this, the Government budget also includes spending on debt repayment and contributions to international financial institutions.

It should be noted that government expenditure and total budget are two different concepts. Government expenditure includes transactions that could be categorised as expenditure in Government Finance Statistics (GFS). In Accounting terms, these are transactions that could be recorded in the Profit and Loss Account. Transactions such as repayment of principle amount of debt are not considered as expenditure; in accounting they would be recorded in the Balance Sheet. Such transactions are included when determining the total budget. The total budget is the sum of government expenditure and those that cannot be defined as expenditure.

Government expenditure is divided into recurrent and Capital Expenditure. Recurrent Expenditure includes expenses related to public administration, provision of public services, subsidies and

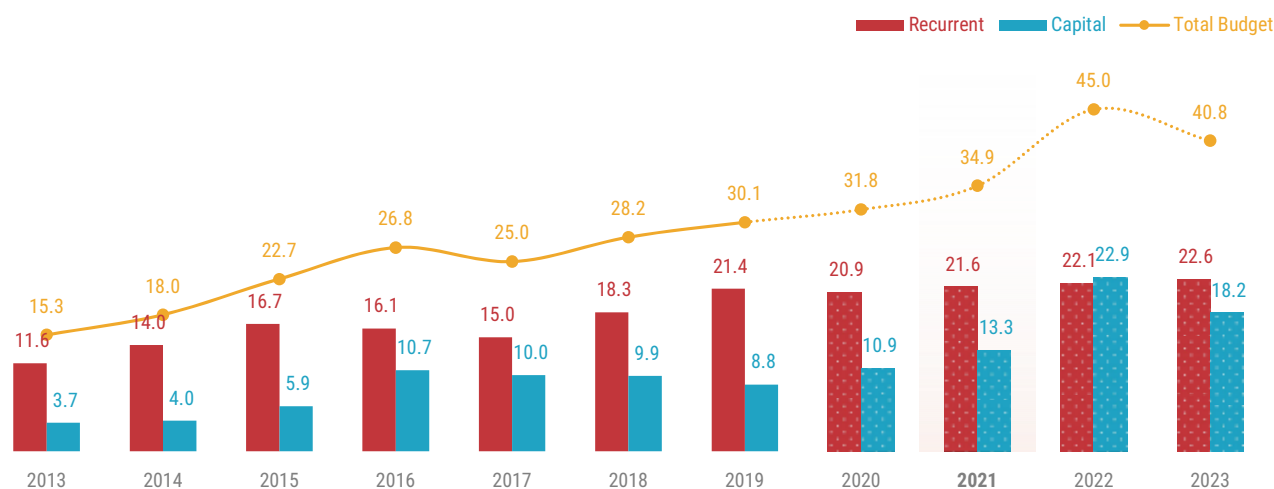
grants. Capital Expenditure mainly consists of expenses incurred for acquiring fixed assets that are needed for public administration, spending for the benefit of the economy, financing developmental projects and revenue generating capital investments.

4.1 Change in Government Expenditure

A significant change was brought to the 2020 Budget and its expenditure structure during the year. Although the People's Majlis approved a budget of MVR 37,871.3 million, it was revised down to a minimum due to expected cashflow issues that could arise with the fall in revenue as a result of Covid-19 related economic downturn and increase in expenditure in Covid-19 related mitigation measures. In this manner, initially, MVR 1 billion in total was reduced from the budget of government offices, salaries and wages that were higher than a specific amount was reduced and PSIP projects that have yet to begin were brought to a halt. After the initial reduction in office budgets, they were reduced further after negotiations. However, Covid-19 also demanded an increase in specific expenditure such as, for increasing testing capacity, isolation, acquiring Personal Protective Equipment (PPE), and build healthcare facilities. And for social protection, additional expenditures were incurred to ensure food security, supply of necessities and assistance to the vulnerable. Given the need for further socio-economic protections, the Economic Relief

Chart 36: Recurrent and Capital Expenditure

in billions of MVR



Source: MoF

Package of MVR 2.5 billion was introduced to assist the public. This includes relief loans to businesses to ensure job security of those employed. In addition to these, State-Owned Enterprises were also provided relief for financial difficulties as a result of the lockdown. Even with the additional expenditure incurred for Covid-19 related expenses, the Government budget was reduced to MVR 31,787.1 million (Chart 36)

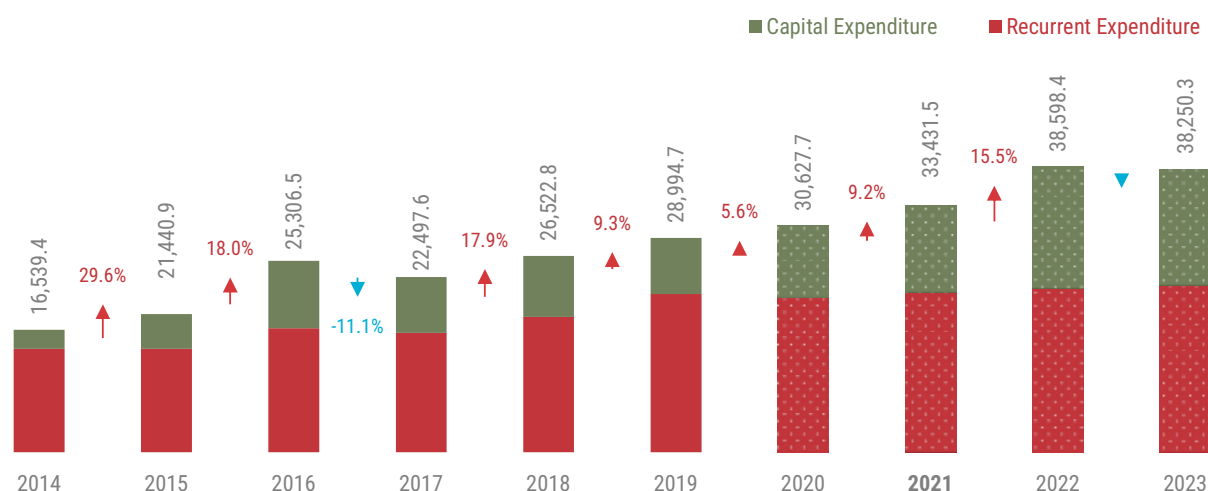
With the economic downturn following the Covid-19 pandemic, there is a great need for government expenditure to be controlled. It has also increased the need to increase spending on activities that contributes to the medium-term economic growth of the nation. In this manner, to maintain Recurrent Expenditure at a constant level, decentralisation of work of government institutions and technology-friendly cost-efficient measures need to be chosen.

The effects of the economic downturn with the Covid-19 pandemic is expected to continue to the medium term. Hence, this is an important time to control government expenditure and bring efficiency to the greatest extent possible. As such, the 2021 Budget strongly focuses on controlling expenditure. All discretionary expenditure for 2021 were budgeted at a level that would not be sufficient unless they are economised and carefully spent. If the Government is unable to take necessary steps to reduce expenditure to overcome the economic downturn, the expenditure on salaries and wages of government staff, office administration, economic benefit and development projects would greatly increase in the future. With the new projects and programs included in the budget also, Recurrent Expenditure is expected to increase in the medium term.

Expenditure was increased on Covid-19 mitigation measures to improve the condition of the

Chart 37: Expenditure Trend

in millions of MVR



Source: MoF

economy and the well-being of the public. 2021 will be a year when many measures will need to be taken to control the pandemic, recover the economy and to move the financial capability of the Government towards a sustainable level. (Chart 37)

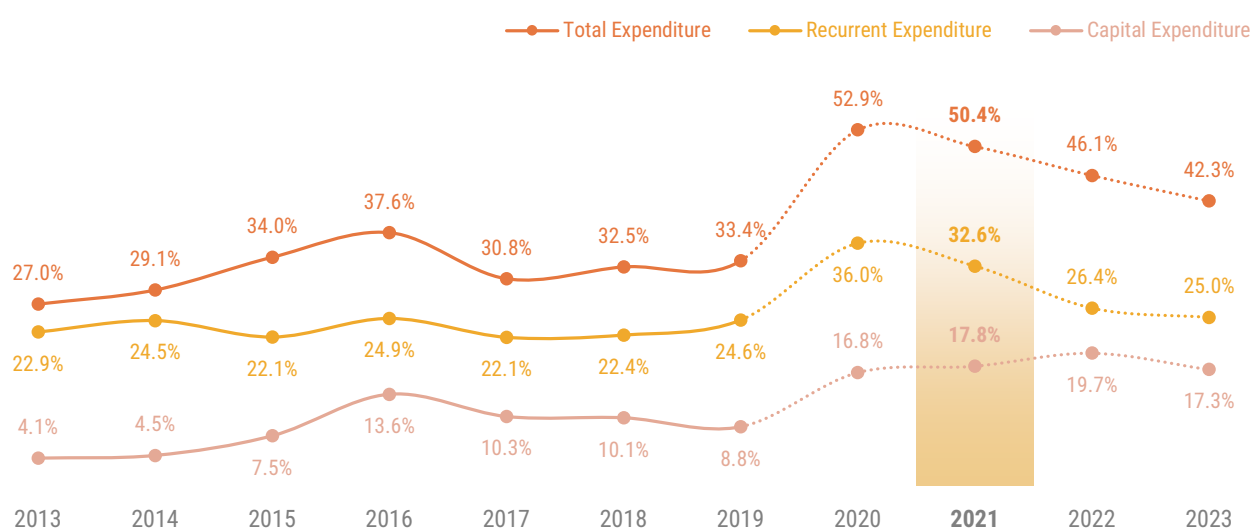
4.2 Expenditure as A Percentage of Nominal GDP

With the changes brought by the Government administration, the Government expenditure as a percentage of GDP increased from the year 2014 to 2016. However, with the implementation of expenditure reduction measures in the year 2016 and 2017, reduced global prices and with the increase in economic growth of the country, the growth in expenditure to GDP ratio was reduced to 30.8 percent. In 2018 total government expenditure

increased again due to the improvement in the economy, changes in the structure of government administration, increased in Recurrent Expenditure, and expenditure on the betterment of the economy- especially on Public Sector Investment Programs (PSIP). Since 2018 expenditure as a percentage of GDP has been increasing.

With the economic downturn due to Covid-19 and the inability to reduce expenditure proportionately, government expenditure as the percentage of GDP has increased. However, the Recurrent Expenditure in the medium term is expected to be at a constant level by controlling Recurrent Expenditure in the medium term and expected quick recovery of the economy after the pandemic. (Chart 38)

Chart 38: Expenditure As a Share of GDP



Source: MoF

4.3 Expenditure 2019

The year 2019 ended with expenditure (including the budget supplement passed for that year) at MVR 28,994.7 million. Compared to the year 2018, this is a 9.3 percent increase in expenditure. Out of the total, MVR 21,372.0 million was Recurrent Expenditure. This is 73.7 percent of the total expenditure. MVR 7,622.8 million was spent as Capital Expenditure, out of which MVR 4,248.6 million was on PSIP.

The total budget approved for the year 2019, by the People's Majlis was MVR 30,251.7 million. And during the year 2019, MVR 1,703.2 was supplemented to the budget. The main motivations for this were to finance government pledges (especially the 100 days pledges of the newly elected government), time constraints in-between the Government transition and budget preparation period, court settlement payments, and dis-

tressed cashflow status of State-Owned Enterprises (SOEs).

The largest expenditure in 2019 was on Personal Emoluments. It amounted to MVR 8,294.2 million. This includes additional expenditure incurred on staff hiring for the new ministries formed under the changes made to the administration structure of the Government. The second largest expenditure in that year, with an amount of MVR 3,760.3 million, was on Grants, Contributions and Subsidies.

The increase in Recurrent Expenditure is a consequence of increased Personal Emoluments, trips abroad by various ministries, government funded scholarships, student loans, Medical Consumables, costs of newly established hospitals, office maintenance costs, and large court settlement payments.

During the year 2019, MVR 7,622.8 million was spent on Capital Expenditure. this is 26.3 percent of total government expenditure. The largest Capital Expenditure was on PSIP and Loan repayment. Total Capital Expenditure is lower than expected as the new PSIP projects began after their procurement process was completed towards the end of the year.

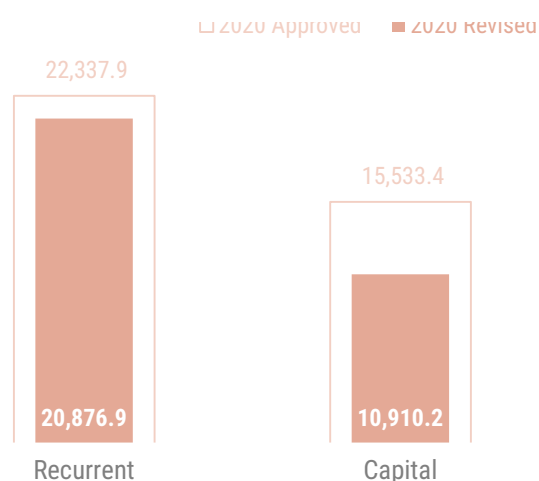
4.4 Government Budget 2020

The budget approved by the People's Majlis for the year 2020 was MVR 37,871.3 million. This comprise of 59.0 percent Recurrent Expenditure equivalent to MVR 22,337.9 million and 41.0 Capital Expenditure which was equivalent to MVR 15,533.4 million. 67.3 percent of this Capital Expenditure, which was MVR 10,454.8 million was approved for PSIP projects. The total expenditure approved for the year 2020 was MVR 35,966.4 million.

Due to Covid-19, many changes had to be brought in the implementation of the approved budget for 2020. In this manner, government expenditure was minimised and re-prioritised to finance social and health protection. Since these changes could distress cashflow needs of the SOEs, to assist them, further reallocations were made.

With the changes needed, the 2020 Budget has now been revised. In this revised budget, the Recurrent Expenditure is estimated to be at MVR 20,876.9 million. This is 6.5 percent lower than

Chart 39: 2020 Approved and 2020 Revised Budget
in millions of MVR



Source: MoF

the approved amount. The Capital Expenditure is estimated to be at MVR 10,910.2 million. This is 29.8 percent lower than the approved amount. At the end of 2020, the total budget utilised is estimated to be MVR 31,787.1 million –16.1 percent lower amount than the budget initially approved for the year 2020. (Chart 39)

4.4.1 Revised Budget 2020 in Comparison with Actual Budget of 2019

The expenditure in the revised budget is estimated to be 5.6 percent higher than the year 2019. Despite the steps taken to minimise expenditure and halting of new PSIP projects, this increase is due to the additional expenditure incurred as a result of Covid-19 related spending.

In comparison to 2019, the Recurrent Expenditure at the end of 2020 is estimated to be 2.3 percent lower. The highest portion of the Recurrent Ex-

penditure is on Personal Emoluments. For this component, MVR 8,138.5 million was estimated to be spent in the revised budget while this is 1.9 percent lower than its expenditure in 2019. It is estimated to be lower due to the four-month reduction of salaries which were initially beyond a specific threshold, the halt in recruiting new employees, and reduced expenditure on overtime payments over the lockdown period.

The next largest Recurrent Expenditure is expected to be on Grants, Contributions and Subsidies. While MVR 3,760.3 million was spent in 2019, at the end of 2020, MVR 4,338.2 million is estimated to be spent on this component. This large increase is due to the allocation of budgets to the councils through block grants. In the year 2019, the budgets for councils were allocated to specific codes as with other government offices. However, with the amendment to the Act on Decentralisation of the Administrative Divisions in the Maldives, councils were issued block grants from the year 2020 onwards. In this manner, MVR 942.8 million was included as block grant to the councils in the revised budget.

The largest share of Grants, Contributions and Subsidies was for the National Health Insurance Scheme, which was also the case in the year 2019. It is estimated that during the year 2020, its expenditure will be 27.6 percent lower. This anticipated reduction is because of hinderances, such as the lockdown and international border closures, to receiving healthcare services. In addition to this, much is being done to implement

cost-efficiency measures for the Aasandha health insurance scheme.

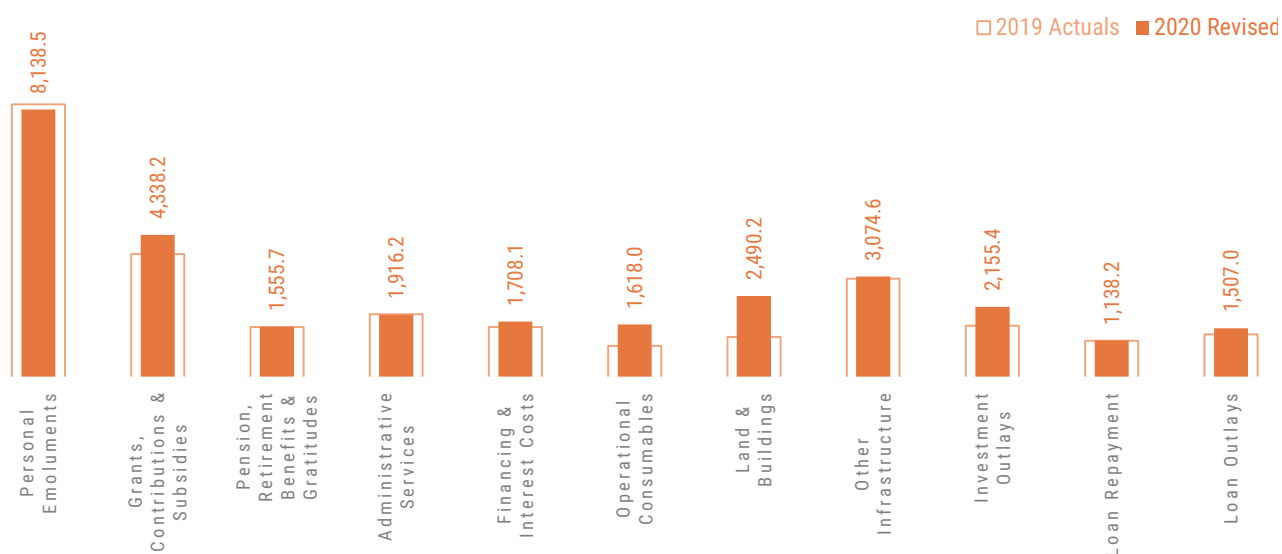
Looking at other subsidies, with the lowering of oil prices in the international markets, subsidies to reduce price of goods and services is expected to be lower by 64.6 percent. However, due to the harmonisation of tariff rates throughout Maldives, the subsidy to lower electricity prices increased by 33.3 percent. Expenditure on grants increased for the rolling out of the Morning Breakfast Program to the nation (part of the 100-days pledge of the Government).

Compared to the year 2019, apart from expenditure on medical consumables and Interest Payments, all other Recurrent Expenditure is expected to be lower in 2020. This is because of the strict measures placed to control and lower expenditures. The spending on Medical Consumables increased due to increase in Covid-19 related spending such as on medicine, reagents for testing machines and Personal Protective Equipment (PPE). Interest Payment expenditure increased due to the increasing debt trend and the need to take more debt with the fall in revenue.

During the year 2019, a total of MVR 8,756.3 million was spent on Capital Expenditure. In the revised budget for the year 2020, Capital Expenditure was estimated at MVR 10,910.2 million. This is a 24.6 percent increase when compared to the year 2019. This is as a result of the swift commencement and progression of PSIP projects, and the provision of support to Housing Develop-

Chart 40: 2019 Actual and 2020 Revised Expenditure by Categories

in millions of MVR



Source: MoF

ment Corporation Limited from the budget.

The next largest component in the Capital Expenditure was loan repayment. While MVR 1,124.5 million was spent on loan repayment in the year 2019, the estimated expenditure by the end of 2020 is MVR 1,138.2 million. In addition to this, MVR 1,964.1 million is expected to be spent as equity capital to public enterprises in the year 2020. With the negative impact of Covid-19 on the cashflow of many of the companies, the Government is supporting them to sustain operations, provide services and remunerating employees. Due to this, compared to 2019, it is expected that expenditure on this component will be 30.3 percent higher in 2020.

In addition to this, as the Government has issued loans to assist businesses under its Covid-19 economic recovery efforts, expenditure on Loan Outlays has increased by 13.7 percent. (Chart 40)

4.4.2 Revised Budget of 2020 in Comparison with Approved Budget of 2021

The budget initially approved by the People's Majlis for the year 2020 was revised due to the large changes that were needed due to the impact of Covid-19. These changes included the control of general expenses, reduction of expenditure and the provision of fiscal space for Covid-19 related expenditure. With the revision, the approved budget was reduced by 16.1 percent. The revised budget passed for the year 2020 was MVR 31,787.1 million.

Looking at the revised Recurrent Expenditures for 2020, the main reason for the lower Recurrent Expenditure is the implementation of cost-reduction strategies to reallocate the needed finance towards social and health sectors due to Covid-19.

In this manner, reductions were made in specific areas of the budgets of government offices. Examples of these reductions include expenditure on travel, the repairing and investment of capital equipment. The number of new loans to be issued under the student loan scheme was also reduced. Expenses of administrative services in offices also reduced with the closure of government offices from March onwards and the transition into work-from-home. After the arrangements for working from home was made, the expenditure on administrative supplies and overheads reduced. This also reduced the office expenditure on programmes and marking of special occasions. In addition to this, with the fall in the price of oil in international markets, the expenditure on subsidising fuel reduced. To reduce the expenditure on Personal Emoluments, recruitment of new employees and introduction of new allowances were halted. And salaries that were above a specific threshold were reduced by different proportions,

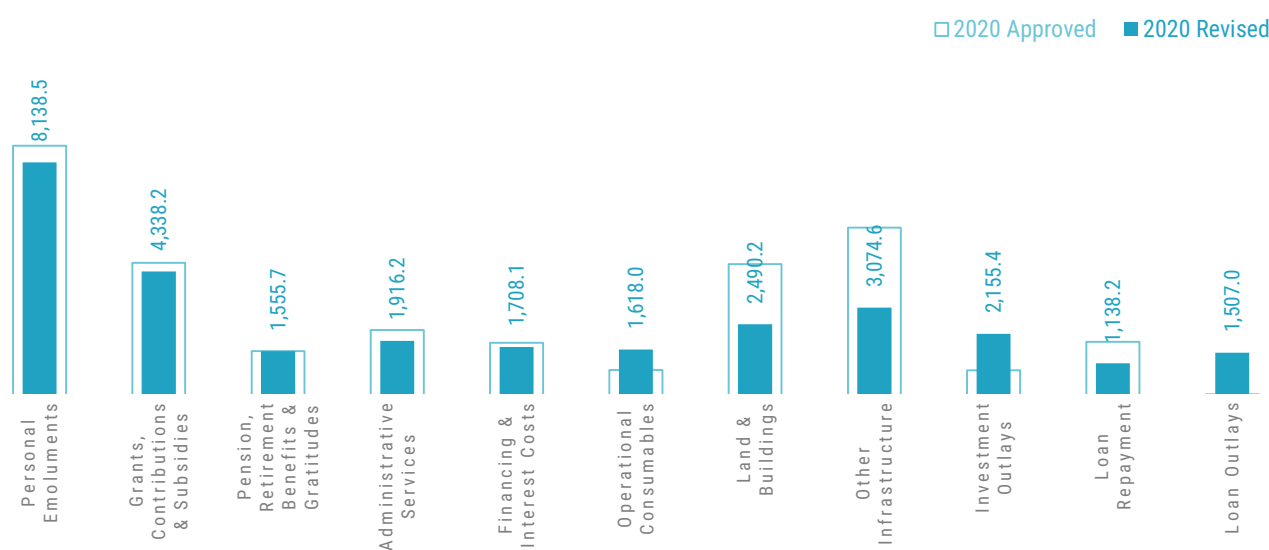
for four-months. Moreover, the local council elections and housing and population census planned for the year was postponed.

The Capital Expenditure of the initially approved budget was for the implementation of PSIP projects. However, with the Covid-19 pandemic, initiation of new projects was halted. Expenditure on Loan Repayments were postponed following with the participation in the G20 Debt Service Suspension Initiative (DSSI).

Although the revised total budget for the year 2020 was lower than the initially approved budget, Covid-19 related government expenditure had to be increased. Expenditure on medical consumables were higher in the revised budget mainly due to increase in spending on protective gear. And with the capital support to State-Owned Enterprises and issuance of working capital loans, capital contribution to profit-oriented public agen-

Chart 41: 2020 Approved and 2020 Revised Expenditure by Categories

in millions of MVR



Source: MoF

cies and Loan Outlays were higher in the revised budget than the initially approved budget. (Chart 41)

4.4.3 Main Components of Recurrent Expenditure of Revised Budget 2020

Personal Emoluments

Personal Emoluments mainly include basic salary, overtime payment and other allowances paid to government employees. MVR 8,716.1 million was initially approved for Personal Emoluments for the year 2020. This is 23.0 percent of the total budget passed for that year. Judging from level of expenditure so far, it is estimated that the proportion of this component would now be at 25.6 percent of the total budget. The main reason for this estimate to be lower is because of the measures taken to create fiscal space through the halt in recruitment of new employees and the reduction in expenditure on overtime payment. In addition to this, basic salaries of political appointees, from rank of Deputy Ministers and above, were deducted by 20 percent from the month of May to August. Likewise, 20 percent of members of the People's Majlis were also deducted by 20 percent during the same period.

Although the total expenditure on Personal Emoluments were reduced, expenditure on salaries and overtime of nurses, staff of newly established embassies and national security officials increased during the year. In addition to this, permission was

granted to recruit new staff for Children's Ombudspersons Office, and Child and Family Protection Services established under the Children's Rights Protection Act. Depending on the level of risk they are exposed to, a Front-line Allowance was also introduced during the year for the workers in health sector. (Chart 40 and 41)

Interest Payments

The Interest Payment expenditure initially approved was MVR 1,843.7 million. By end of the year 2020, this expenditure is expected to be MVR 1,708.1 million. This is 7.4 percent lower than the initially approved amount. The reason for the lower estimate is Maldives's participation in the DSSI that enabled to postpone the servicing of loans and loan repayment for six months. (Chart 40 and 41)

Grants, Contribution and Subsidies

Majority of the funds for Grants, Contributions and Subsidies are directed towards the national health insurance scheme (Aasandha), food and electricity subsidies. The total approved expenditure for this component is MVR 4,636.1 million. This expenditure is expected to be at MVR 4,338.2 million by the end of this year. (Chart 40 and 41)

The highest proportion of this component is estimated to be for health insurance premiums. MVR

950.8 million is estimated to be spent by the end of 2020 on the scheme. This is 27.6 lower than the expenditure in the year 2019. The main reason for this is restrictions in receiving healthcare services in Malé and abroad due to the lockdown in Malé region and closure of international borders.

The total expenditure on grants approved for the year is MVR 3,586.7 million. However, with the additional support provided to private parties, this amount is estimated to be at MVR 3,180.6 million. This includes assistance to Maldivians who could not return home due to international border closures due to the pandemic, assistance to Maldivians who were seeking medical healthcare at India and Sri Lanka, and for those unable to return home due to lockdown. Expenditure on returning students studying abroad were also included. It also includes the expenditure on Income Support Benefit, introduced to cover basic needs till end of the year, for those who lost their livelihoods or had their income affected negatively due to the Covid-19 pandemic.

It is estimated that MVR 338.1 million will be expended on food subsidies while MVR 624.6 million is estimated to be spent on electricity subsidy by the end of the year. This includes the expenditure on staples to ensure food security during the Covid-19 lockdown period. The subsidisation of 40 percent of electricity bills and 30 percent of water bills due to the Covid-19 situation was also included in this expenditure. In addition to spending on reducing cost of fuel for fishing vessels, the Government also spent MVR 30.0 million on sub-

sidising cost of waste management for the public through WAMCO.

Although it was estimated that MVR 148.1 million will be spent on the Breakfast Programme, with the closure of schools during the lockdown and schools not being open for specific grades it is now estimated that MVR 116.1 million will be spent on this programme in 2020. The implementation of this programme is currently being evaluated, its costs reviewed and being amended to be more targeted.

Under the efforts of decentralisation of the administrative divisions, councils were issued a block grant this year under a fiscal formula. In this manner, the grants to councils were revised to MVR 942.8 million this year.

Operational Consumables

The next largest share of the Recurrent Expenditure is on operational consumables. By the end of year 2020, it is estimated that a total of MVR 1,618.0 million will be spent from this category. This is an 80.2 percent more in spending than previously anticipated. The largest expenditure in this component is expected to be on medical supplies/consumables. This is because of the additional spending required due to Covid-19. As such, for obtaining personal protective equipment for those in the health sector, obtaining test kits and other consumables, a large expenditure is needed. And also, for stocking of consumables

needed for the facilities established throughout the country due to the pandemic, more spending is expected.

In addition to this, MVR 121.8 million is expected to be spent for the provision of food and other materials to people under arrest and detention. This includes the expenditure on food catering by Ministry of Gender, Family and Social Services for the people taken to quarantine facilities. (Chart 40 and 41)

4.4.4 Main Components of Capital Expenditure of Revised Budget 2020

Land Reclamation, Construction, and Infrastructure Development

This section includes the Capital Expenditure of projects under Public Sector Investment Program (PSIP).

From the Capital Expenditure initially approved for the year 2020, MVR 10,454.8 million was for land reclamation, construction and infrastructure development. This was equivalent to 67.3 percent of total Capital Expenditure. However, based on the spending pattern observed during the year, it is estimated that the total expenditure for this would be MVR 5,564.7 million.

Among the measures taken to control expenditure, commencement of PSIP projects that has yet to begin was halted. However, projects needed

for the isolation of Covid-19 patients and establishment of Intensive Care Units (ICU) in 8 atolls were carried out. In this manner, establishment of facilities in S.Hithadhoo, Gn.Fuvahmulah, L.Gan, GA.Villingili, B.Eydhafushi, Sh.Funadhoo, HA.Ihavandhoo and GDh.Thinadhoo were commenced. In addition to these, spending from the budget was also on the establishment of a 300 bed ICU facility in K.Hulhumalé. Spending was also made for the establishment of facilities at K.Hulhumalé and K.Gulhifalhu to transfer foreign workers who live at highly congested spaces in K.Malé. (Chart 40 and 41)

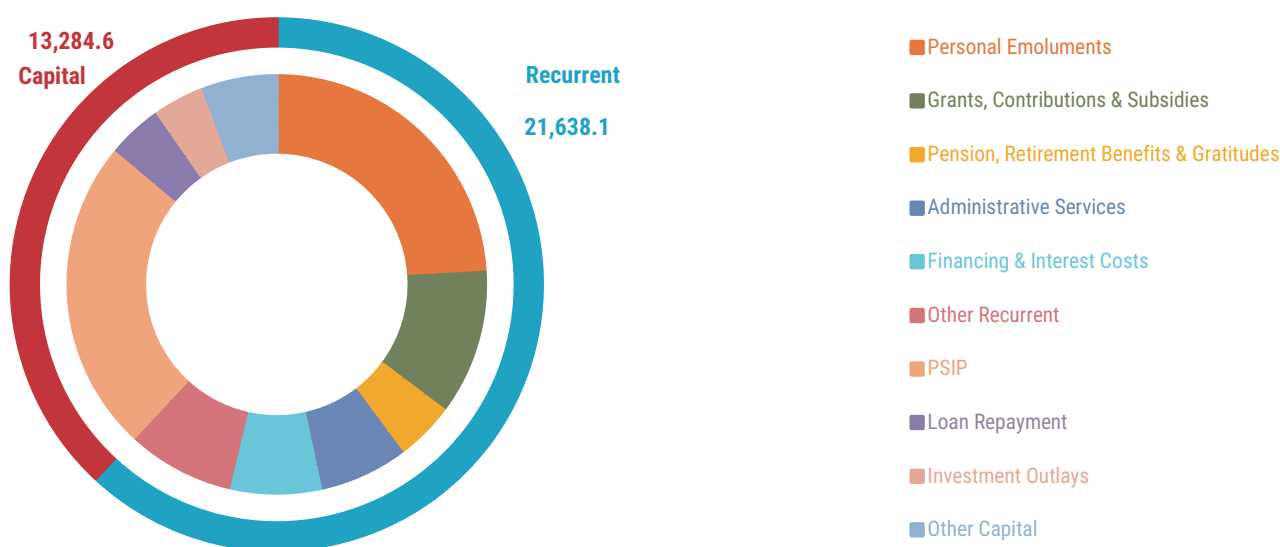
With the supply chain constraints due to international border closures due to Covid-19, progress of the projects in progress by the Government were also hindered.

Loan Outlays

The initially approved MVR 50.0 million for Loan Outlays, for the year 2020, was for the promotion of small and medium scaled enterprises. This represents 0.3 percent of the total Capital Expenditure initially approved for the year 2020. However, due to Covid-19, the Government announced an Economic Response Package under which loans were issued through Bank of Maldives PLC (BML) and SME Development Finance Corporation (SDFC). With this initiation, Loan Outlays are estimated to stand at MVR 1,507.2 million by the end of year 2020. (Chart 40 and 41)

Chart 42: 2021 Approved Budget

in millions of MVR



Source: MoF

4.4.5 Main Components of Other Expenditures of Revised Budget 2020

Loan Repayment

The initially approved amount for loan repayment was MVR 1,883.7 million. From the spending pattern observed during the year, this expenditure is expected to be at MVR 1,138.2 million at the end of the year. This is 39.6 percent lower than the figure initially estimated. The reason for the lower estimate is because of domestic Treasury Bills not being redeemed to the level previously expected and the postponement of repayment of loans from official creditors due to the participation of Maldives in DSSI. (Chart 40 and 41)

4.5 Approved Government Budget 2021

The Approved Budget for 2021 is MVR 34,922.7 million, out of which, MVR 33,431.5 million is total expenditure.

The budget approved for 2021 is 9.9 percent higher than the revised budget for the year 2020. And it also is 15.9 percent higher than the budget for the year 2019. 62.0 percent of the total approved budget for the year 2021 is allocated for recurrent expenditure while the remaining 38.0 percent is allocated for capital expenditure.

The proportion of recurrent expenditure approved for the year 2021 is relatively lower because of cost the controls on administrative costs of various sectors were implemented in 2020, and accounting for the planned implementation of cost-efficiency measures in areas where the Government currently spends extensively.

The major components of the Approved Budget of 2021 include Personal Emoluments, Grants, Contributions and Subsidies, Interest Payment, Other Recurrent Expenditure, Land Reclamation and Construction, Infrastructure Development, Loan Repayment, and Other Capital Expenditure (Chart 42)

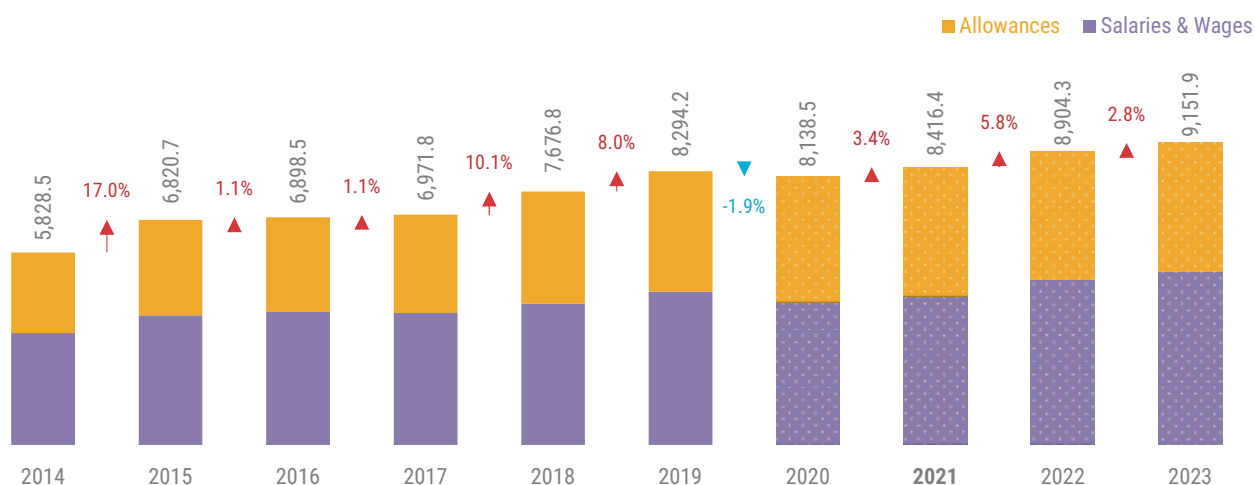
4.5.1 Main Components of the Recurrent Expenditure of Approved Budget 2021

Personal emoluments

The largest component of recurrent expenditure is the Personal Emoluments. It is estimated that MVR 8,416.4 million will be expended on this category in the year 2021. This is 3.4 percent higher than what is estimated to be spent by the end of 2020. (Chart 43)

Personal emoluments increase because of the establishments of new positions and institutions as mandated by law, the increase in employees geared towards the diversification and improvement of the quality of government services, and the change in the level of remuneration. In this manner, the establishment of the Child and Family Protection Service, Children's Ombudsperson's Office, Bar Council, Institute of Chartered Accountants of the Maldives, and Utility Regulation Authority were mandated by law and required the recruitment of new employees. With the enactment of a new law, the recurrent expenditure of the Government increases. Similarly, additional staff was hired for the upgrading and development of hospitals to a tertiary level to improve the quality and diversify services of hospitals. Furthermore, staff recruitment at Maldives Police Service and Maldives National Defence Force (MNDF) has been increasing over the past two to three years. With respect to increase in expenditure related to sal-

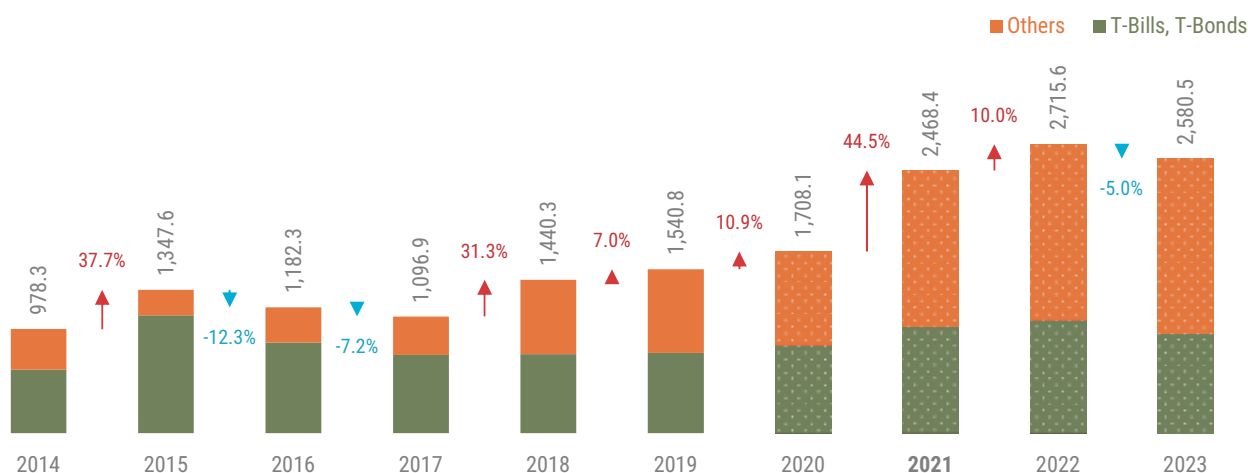
Chart 43: Personal Emoluments
in millions of MVR



Source: MoF

Chart 44: Loan Servicing

in millions of MVR



Source: MoF

ary structure, a marked contributor is the change to salary levels for teachers and staff in Maldives Police Service and MNDF which now depend on the achievement of certificates.

Interest Payment

In the Approved Budget for 2021, MVR 2,468.4 million is expected to be spent on Interest Payments. This is a 44.5 percent increase from the expected expenditure by the end of year 2020. The reasons for this increase are high budget deficits for the years 2020 and 2021, and the expectation of high debt interest, coupon payments and other servicing expenses. (Chart 44)

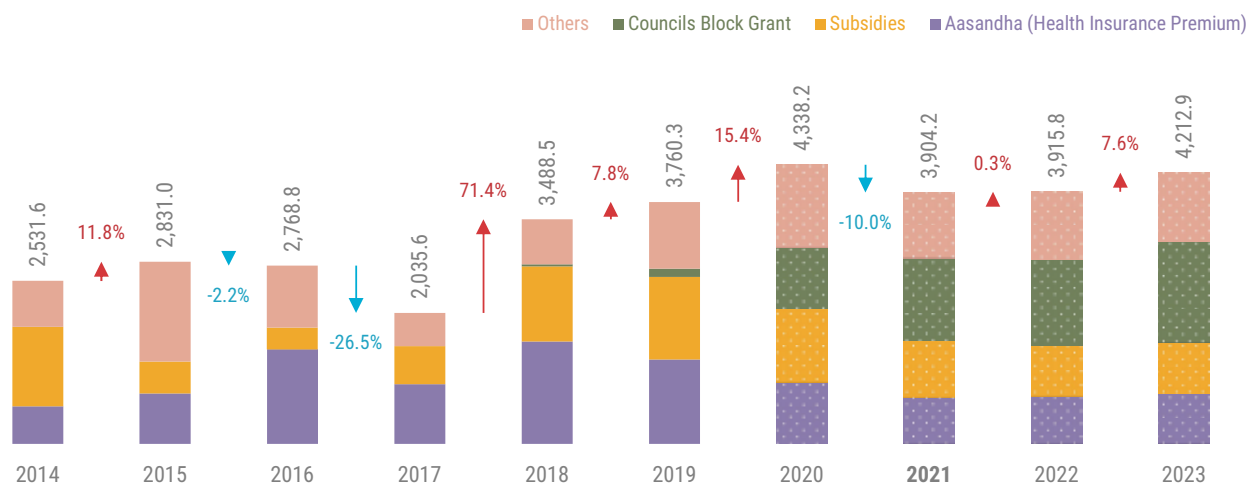
Grants, Contributions and Subsidies

Grants, Contributions, and Subsidies has a large allocation within recurrent expenditures. For the year 2021, this figure is estimated at MVR 3,904.2 million. This is 10.0 percent less than what is expected to be spent by the end of year 2020. This is primarily due to lower estimates on fuel subsidies, measures take to control expenditure on subsidies, and on the expectation of reduced expenditure on Aasandha insurance scheme as a consequence of the implemented cost control measures. Among the changes that would be brought to the Aasandha scheme, the implementation of maximum retail prices will limit the coverage of the cost of medicine to the generic price of respective medicine.

In addition to this, due to Covid-19, the Government spent extensively on this component during

Chart 45: Subsidies

in millions of MVR



Source: MoF

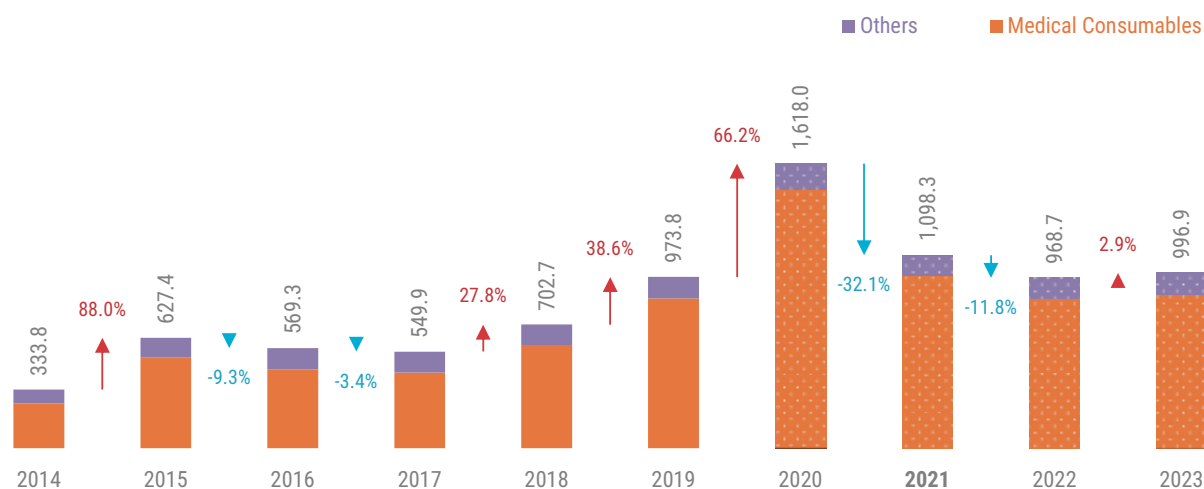
the year 2020. However, the same level of spending is not expected to continue to the year 2021.

Furthermore, the next largest expenditure under this category is on Council Block-Grants. The total Council Block-Grant for 2021 determined under the fiscal formula is MVR 1,281.5 million. This

is 35.9 percent more than the amount expected to be spent by the end of year 2020. The largest expenditure after Council Block-Grants is on electricity and food subsidy. During the year 2021, MVR 427.7 million is estimated to be spent on electricity subsidy while MVR 365.6 million is estimated to be spent on food subsidy.

Chart 46: Consumables

in millions of MVR



Source: MoF

The School Breakfast Program is expected to continue in 2021 and allocations to it has been made assuming the program to be carried out at all schools in the Maldives. In addition to this, no change has been brought to direct subsidy programs and they are expected to continue over the course of 2021. As social situations have changed due to Covid-19, the number of applicants for such programs are expected to increase during the year. (Chart 45)

Operational Consumables

The next largest recurrent expenditure in the year 2021 is estimated to be on Operational Consumables. MVR 1,098.3 million has been allocated for this component. This is a 32.1 percent lower than the amount expected to be spent by the end of 2020. Expenditure on this component in 2020 increased due to expenditure hikes on medical supplies and consumables owing to the Covid-19 pandemic. With this in mind, given the plan to increase the efforts on developing hospitals and widening its services, the amount allocated for 2021 is notably higher compared to previous years. (Chart 46)

4.5.2 Main Components of the Capital Expenditure of Approved Budget 2021

Land Reclamation, Construction, and Infrastructure Development

For the year 2021, MVR 8,441.5 million has been approved for land reclamation, construction and infrastructure development. This is 51.7 percent more than the amount expected to be spent by the end of year 2020. 63.5 percent of Capital Expenditure of the budget is apportioned to this category.

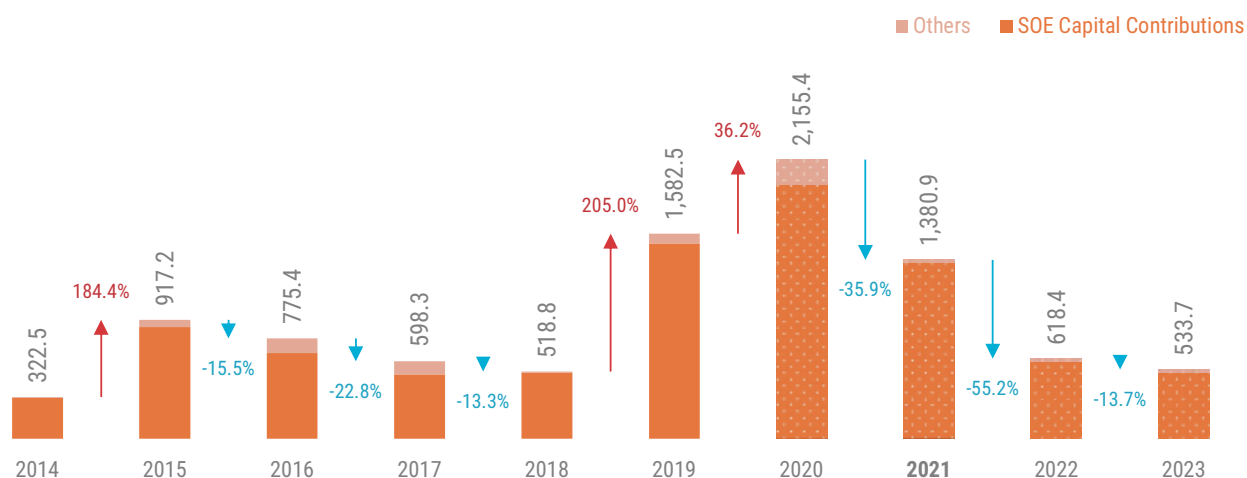
With supply chain disruptions due to the Covid-19 pandemic, PSIP projects planned for 2020 were only partially executed because of low supplies of building materials. However, since the speed of these projects are expected to pick up in the year 2021, expenditure from this component is projected to increase. The projects that were halted in the year 2020 due to Covid-19 were also budgeted for in the year 2021.

Investment Outlays

Total expenditure on Investment Outlays for the year 2021 is estimated to be at MVR 1,380.9 million. This is 35.9 percent lower compared to the expected figure for end of year 2020. This is because capital contribution to profit oriented public agencies were higher in the year 2020 due to the pandemic.

Chart 47: Economic Activities

in millions of MVR



Source: MoF

Capital contributions are allocated such that it matches capital requirement needed to achieve the core goal of the company, to assist in financial issues faced by companies due to Covid-19, to assist in meeting debt obligations and in investments.

For the year 2021, new capital contributions shall be disbursed to the newly established Tradenet Maldives Corporation Limited and the Regional Airports Company Limited. In this manner, MVR 7.5 million is budgeted to be disbursed to Tradenet Maldives. And the budget for the Regional Airports office shall be transferred to Regional Airports Company Limited. That is MVR 110.0 million. Furthermore, for capital needed for Agro National Corporation Pvt Ltd, which is a subsidiary of Maldives Funds Management Corporation, capital contribution shall be made to the Maldives Funds Management Corporation. (Chart 47)

4.5.3 Main Components of Other Expenditures of Approved Budget 2021

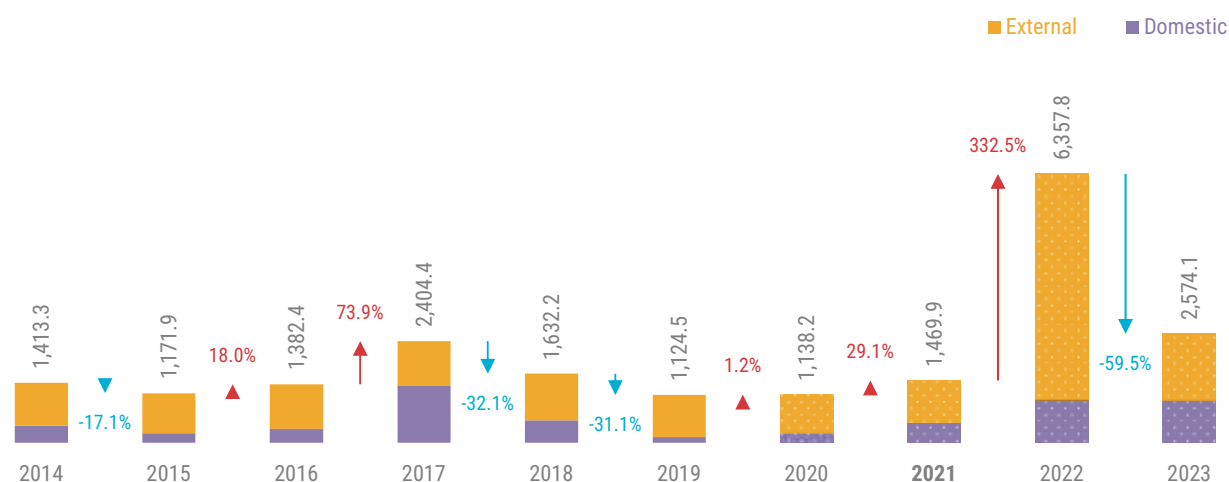
Loan Repayment

For the year 2021, MVR 1,469.9 million is forecasted to be spent on loan repayment. This is equivalent to 4.2 percent of total budget. This is 29.1 percent higher than the amount expected to be spent by the end of year 2020. This includes MVR 984.6 million in repayment of foreign loans and MVR 485.3 million for the repayment of loans from domestic sources. The loan repayment amount is estimated considering the six months moratorium from G20 official creditors under DSSI arrangement.

Compared to year 2021, the loan repayment amount is estimated to be 332.5 percent higher in the year 2022 because the USD 250 million sover-

Chart 48: Loan Repayments

in millions of MVR



Source: MoF

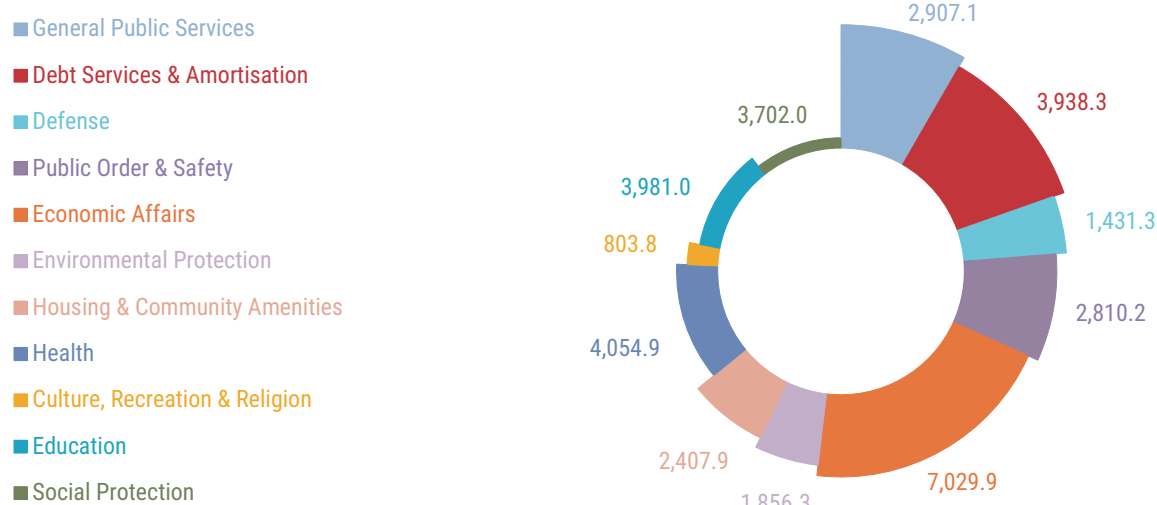
foreign bond will mature that year and its repayment is included in the forecast. (Chart 48)

4.5.4 Functional Classification of Approved Budget 2021

The composition of the national budget is in accordance with the United Nations "Classification of the Functions of Government" (COFOG). (Chart 49)

Chart 49: Functional Classification of the Approved Budget for 2021

in millions of MVR



Source: MoF

Looking into the composition of the 2021 budget, 20.1 percent (MVR 7,029.9 million) of the total budget is allotted to economic and industrial development. The spending on this component is higher because large infrastructure development projects are included. For instance, within the expenditure on the development of transportation sector, notable projects include the development of Velana International Airport project, development of domestic airports at other islands, the establishment of a high-speed ferry system in the northern region of Maldives, and the bridge project for the greater-Malé connectivity. Moreover, in the efforts for the advancement of workers and trade, and diversification of the economy, the expenditure on the development of international port project, and the new projects scheduled to begin in the year 2021 for the advancement of fisheries sector, expenditure on establishing fish factories and ice plants in different islands are noteworthy. In addition to these, the activities planned to be carried out through Agronet for the development of agricultural activities are included under economic and industrial development.

From the 2021 Approved Budget, MVR 3,938.3 million (11.3 percent) was allocated for Debt Services and Amortisation. From this total, MVR 1,469.9 million is allocated for Loan Repayment and MVR 2,468.4 million for Loan Servicing.

The next significant share of the budget, 11.6 percent (MVR 4,054.9 million) is on health. This includes the development of tertiary level hospitals at 5 regions of the Maldives and the acquisition

of other resources needed for those hospitals. Furthermore, it includes the establishment and development of medical centres in the islands, expenditure for the quality improvement and advancement of health sector services and expenditure on medical consumables. In addition to these, expenditure on Covid-19 related spending such as on resources to monitor the illness, personal Protective Equipment (PPE), and expenditure on the procurement of vaccines are also included.

The estimated expenditure on Education, MVR 3,981.0 million for the year 2021 consists of MVR 3,062.5 million for Primary and Secondary Education and MVR 918.5 million for tertiary education. A significant share of education expenditure is on projects which increase physical capacity of schools at different atolls, establishes quality primary and secondary schools in five regions of the Maldives, are related to human resources. Furthermore, it includes expenditure on the construction of new schools in Malé and Hulhumalé. To improve accessibility to education, the budget of 2021 includes the needed expenditure to establish a remote-learning and satellite school. Moreover, the student loan scheme, other scholarships and for the skill development of the Maldivian workforce, several activities are included in the approved budget for 2021.

MVR 3,702.0 million (10.6 percent of the total budget) is allocated for Social Protection, in which main expenditures are on Pensions, the Aasandha health insurance scheme, and other assistance

es provided by the Government. For expenditure on Public Order and Safety, MVR 2,810.2 million is estimated for the year 2021. The most notable expenditure in this classification is the expenditure by government institutions in 2021 on maintaining boarder security.

Housing and Community Amenities has an allocation of MVR 2,407.9 million (6.9 percent of total budget) in the approved budget 2021. The current government gives a special importance to the provision of affordable housing. A notable expenditure from the budget under this classification includes the equity payment for the national social housing project. Furthermore, the most significant expenditure from the 2021 Approved Budget under this classification is the Council Block-Grant, which is classified as expenditure for community benefits.

For Environmental Protection, MVR 1,856.3 million (5.3 percent of total budget) has been allocated from the 2021 Approved Budget. The most significant expenditure under this classification, with an allocation of MVR 1,148.4 million, is on projects for the establishment of sanitation systems in many islands and in Hulhumalé Phase Two. In addition to this, a large proportion of waste management projects are scheduled to begin during the year.

From the 2021 Approved Budget, MVR 2,907.1 million is allocated for General Public Services. These include construction of government offices and office related expenditure. For Defence re-

lated expenses, MVR 1,431.3 million (4.1 percent of total budget) is allocated while a significant proportion of it is estimated to be for Military Defence. Coastguard related expenditure and expenditure on border protection are the most notable ones under this classification for the year 2021.

For the expenditure classified as Recreation, Culture and Religion, MVR 803.8 million is allocated from the approved budget 2021. This includes projects for the promotion of national heritage, youth centres scheduled to be constructed at different atolls, expenditure on futsal grounds, turf grounds, and other expenditure for the recreation for youths. Looking at Religious Services, the largest share is on construction and other expenses related to mosques.

4.6 Changes to Expenditure Policies

Two main changes were decided to be brought to the Expenditure Policy of 2020. Appropriations and virements rules were introduced to prevent significant changes to the approved budget and, where an allocation becomes necessary, the Ministry of Finance could only add a maximum 5 percent increment to an office budget of their respective allocated budget. And the budgets of local councils were changed to be allocated through block grants using a fiscal formula.

In this manner, appropriations and virements rules were implemented during the year and budgets to local councils were allocated as block

grants in accordance to the Government policies to empower decentralisation.

However, with the emergence of the Covid-19 pandemic, huge changes had to be brought to government expenditure during the year 2020. As such, government expenditure in total, were minimised and expenditure on health and social security had to be increased. In addition to this, the Strategic Action Plan formulated in 2019 had to be revised and reprioritised.

The policy behind the 2021 Approved Budget and the medium-term budget focuses on the improvement of economic conditions after the Covid-19 and achieving the targets in the “National Resilience and Recovery Plan.” As such, additional expenditure needed to meet health and social protection needs, development of the educational sector, improvement of economic conditions, and

revival of halted projects due to the pandemic are all included in this plan.

The most significant change in the expenditure policy of the medium term is the implementation of a minimum wage. This will increase the expenditure on salaries of the employees which will further increase the “wage bill” of the Government. With this change, harmonisation of wages is also planned.

4.6.1 New Policy Initiatives

New Policy Initiatives (NPI) include additional financing needed for on-going budgeted matters or the financing for activities that were not budgeted earlier. NPIs are divided into new activities or new projects. As such the budgetary space or fiscal space, despite not being a section that require any expenditure beyond the budgeted amount,

Table 3: New Policy Initiatives

	Million Rufiyaa
Total recurrent activities	861.8
Activities approved for the year	
Eradication of COVID-19	200.0
Improvement of educational system	50.0
Establishment of national one-stop shop service	42.0
Expansion of regional seaport and airport operations	30.9
Budget for promotional activities by Invest Maldives	47.2
Support to families migrating to other atolls due to change in conditions	25.0
Others	466.7

Source: MoF

is apportioned under the new policy initiatives. Hence, if additional financing is required though not a new activity, it shall be included under NPIs. MVR 1,716.7 million is included in the year 2020 as NPIS. This consists of MVR 848.7 million as Recurrent Expenditure and MVR 868.0 million for projects.

The activities approved for the year 2021 includes those needed for the achievements of targets in the National Resilience and Recovery Plan that was formulated following the Covid-19 pandemic. In this manner the most significant spending includes expenditure related to Covid-19 prevention measures, on expanding the operations of Agro-National Corporation, for the improvement of educational facilities in 5 regions of the Maldives. (Table 3)

Eradication of Covid-19

MVR 200.0 million is included in the budget for the expenditure to control the spread of Covid-19 in the Maldives. This includes expenditure on medical supplies, consumables and preventive equipment. Also included are expenditure related to patient isolation and procurement of vaccines for the Maldives. Targeting the tourism sector, establishment of PCR labs and expansion of their services in the atolls are also facilitated under this budget.

Improvement of Educational system

To improve the quality of education in 5 regions of the Maldives, MVR 50.0 million has been allocated from the budget. For the improvement of the quality of teachers, expenditure on teacher training in 5 atolls are included in the budget. This is a project initiated to bring a dramatic change in the educational system that would improve the quality of education available for the students in Malé and other atolls. Information Technology equipment will be procured to enable remote learning and to setup satellite schools. Moreover, MVR 2.5 million has been allocated for the establishment of school zone offices in 5 regions of the Maldives.

Establishment of National One-Stop Shop Service

To begin the establishment of the “National One-Stop Shop”, which will bring all services provided by different government institutions to one place and improve its accessibility for the public, MVR 42.0 million has been allocated from the budget.

Expansion of Regional Seaport and Airport operations

From the NPI budget, MVR 30.9 million has been allocated to efforts on stopping illegal drug trafficking and for the strengthening of terrorism

monitoring. This includes the allocation from the Special Budget to Regional Airports Company Limited, Health Protection Agency and Maldives Immigration. This is an investment to monitor and manage regional ports within the Maldives International Port project.

Budget for Promotional activities by Invest Maldives

For the expansion of the promotional activities, promotional activities that encourage investment from all over the world, spread awareness of investment opportunities in the Maldives, provide proper information to potential investors on the investment process, MVR 47.2 million has been included in the budget. This includes MVR 8.0 million for the promotion of strategic projects. These activities will improve and maintain the relationship with investors and trade communities, expand the investment promotion activities of Maldives and encourage investments from different parts of the world.

Support to families migrating to other atolls due to change of conditions

To assist the families who lost their livelihoods, are burdened with debt, and are facing financial difficulties amid negative economic conditions pertaining to Covid-19, MVR 25.0 million has been budgeted for their relocation to another is-

land and assist in the rebuilding their livelihoods there. This program is aimed at those living in the Malé region, with children below 18 year of age, and those who express the intention to relocate to another island. This program includes a financial aid in the form of an establishment support allowance and covers other expense related to relocation.

Others

Notable other activities in the New Policy Initiatives include MVR 21.7 million for WAMCO for the procurement of vehicles and equipment to operationalise R.Vanndhoo. MVR 20.8 million is allocated for the Home Solar PV Program that would provide finance at a concessional rate, through a commercial bank, for households to acquire solar panels.

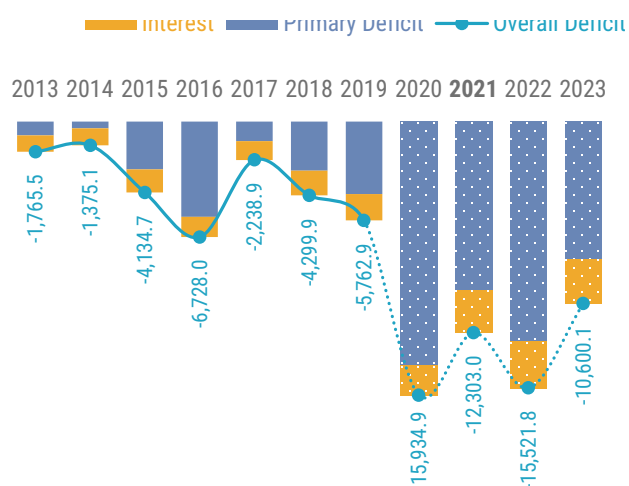
5 Budget Deficit/Surplus

5.1 Budget Deficit 2020

The budget deficit (overall deficit) approved for 2020 was MVR 6,044.8 million. This is 6.2 percent of the nominal GDP forecast used in budget 2020. The primary deficit approved for the year was MVR 4,201.1 million (4.3 percent of nominal GDP). Based on the revised estimates for revenue and grants and government expenditure, the budget and primary deficit for the year 2020 is now

Chart 50: Overall Deficit/ Surplus

in millions of MVR



Source: MoF

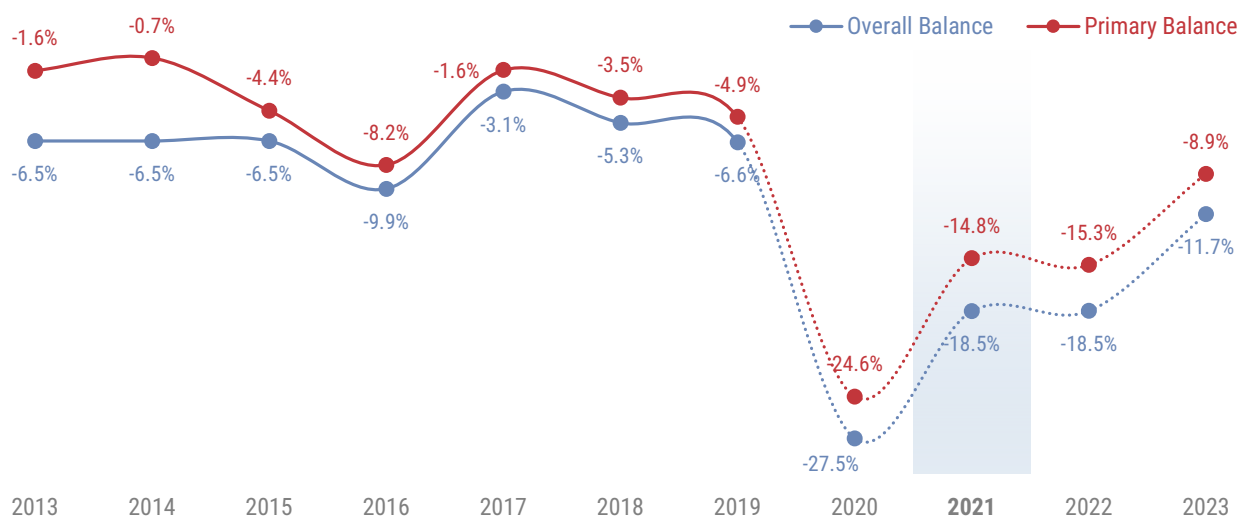
expected to stand at MVR 15,934.9 million and MVR 14,226.8 million respectively. This is 27.5 percent and 24.6 percent of the revised estimate of nominal GDP respectively. (Chart 50 and 51)

The drastic increase in deficit for 2020 is a result of the marked decrease (50.9 percent) in revised estimates of government revenue due

to the Covid-19 impact on the Maldives economy. Although spending cuts were implemented during the year, additional spending was required to the health sector for the protection against the spread of the disease. Additionally, spending was also increased for economic stimulus to mitigate the effects of the pandemic on the economy and sustain businesses.

5.2 Budget Deficit 2021

Based on the total revenue and grants and government expenditure approved for 2021, the budget deficit is expected to be MVR 12,303.0 million. This is 18.5 percent of GDP. The primary deficit for 2021 is estimated to be MVR 9,834.6 million, which is 14.8 percent of GDP.

Chart 51: Deficit/ Surplus As a Share of Nominal GDP

Source: MoF

Total revenue and grants are expected to improve due to high economic growth in 2021. Furthermore, government expenditure for stimulating the economy and mitigating effects of Covid-19 will carry on to 2021, and government policies that had to be halted due to the pandemic will commence anew in 2021. For these reasons, government expenditure approved for 2021 is also expected to be higher than the revised estimated for 2021. Therefore, the budget deficit for 2021 is expected to be 22.8 percent of lower than the revised estimate for 2020.

6 Financing

Financing presents how the revenue shortfall of the total budget would be met. Finance is sought for meeting budget deficit and loan repayments. It also is sought to support cashflow requirements during the year. The transfer of revenue from Airport Development Fee to Sovereign Development Fund for the future repayment of substantial loans and other securities are also made under financing.

While MVR 17,364.7 million is the financing requirement for year 2020, the requirement for the year 2021 is estimated to be MVR 14,323.4 million (Table 4)

Table 4: Financing plans for 2020 and 2021
in millions of MVR

	2020	2021
To be financed	(17,364.7)	(14,323.4)
Budget Deficit	(15,934.9)	(12,303.0)
Loan Repayment	(1,138.2)	(1,469.9)
Transfers to Sovereign Development Fund	(270.4)	(529.2)
Others	(21.3)	(21.3)
Forms of financing	17,364.7	14,323.4
Loans	2,724.6	4,608.5
Sukuk / Bond	4,662.5	3,084.0
Green / Blue Bond	-	771.0
Multilateral / Bilateral Budget Support	-	1,542.0
Domestic Securities and Loan	9,895.1	3,843.0
Subsidiary Loan Repayment	82.4	12.3
Privatization Receipt	-	462.6

Source: MoF

6.1 2020 Budget Financing

With the economic downturn following the Covid-19 pandemic, to ensure the continuity of government services to the public and to reduce the pressure on foreign exchange, the need to seek finance from sources other than revenue and grant arose.

The People's Majlis approved a stay on fiscal limits in the Fiscal Responsibility Act for a period of one year, to enable the Government meet short-term financing needs of the budget, as the prevailing situation fulfils the exempting conditions given in the Act. With this ease, to meet short-term financing requirements, the Government was able to overdraw, excluding financing cost, from the Public Bank Account beyond the limits in the Act for a period of one year.

In addition to this, given the liquidity status of the domestic financial market, efforts were made to issue Treasury Bills and seek private placements. This is expected to secure MVR 9,895.1 million during the year. The pension fund is expected to continue to invest in the Treasury Bills throughout the year. Through the State Bank of India, the Government of India has also invested MVR 3,084.0 million during the year on domestic securities. The rest of the financing need is expected to be met through issuing government securities to other local investors.

For financing budget deficit, MVR 7,387.2 million is planned to be raised through foreign investors.

The main objective of seeking foreign financing is to ease the pressure on demand for foreign exchange and mitigate the impact on the reserve. This includes the on-going efforts to issue an MVR 4,626.0 million (USD 300.0 million) bond through ICD. While the proceeds of this bond is expected to be received towards the end of the year, this is the amount decided to be invested during the current year as part of a MVR 1 billion sukuk investment programme agreed with ICD over a period of 3 years. With the prevailing economic conditions, if borrowing is sought from the market, it will come at a remarkably high cost that will need to be met in the future. However, under the program, with ICD underwriting the bond, a better interest rate is expected compared to the prevailing economic condition.

Furthermore, efforts are being made to obtain loans from other development partners as well. MVR 2,724.6 million is expected to be received from foreign partners. Commitments from other development partners have been received for USD 519.8 million loans and grants. With the on-going efforts of the Government against Covid-19, while a loan of USD 47.5 million has been received from Japan International Corporation Agency (JICA) to support the expenditure on Covid-19 response and social protection, USD 25 million received from ADB's Covid-19 Active Response and Expenditure Support Program, USD 10 million received from the World Bank and USD 28.9 million from International Monetary Fund (IMF), discussions are ongoing to seek additional support from other financial institutions.

Furthermore, MVR 839.4 million is estimated to be disbursed for loan financed projects.

6.2 2021 Budget Financing

The total financing needs to meet the budget deficit and other shortfalls for 2021 is estimated to be MVR 14,323.4 million. This comprises of MVR 10,005.5 million estimated to be raised from foreign sources and MVR 4,317.9 million from domestic sources. The main objective for seeking a high proportion of foreign financing is to mitigate the impact on the reserve due to government expenditure. This is because the reserve is expected to be low as inflow of foreign currency has reduced with the lower performance of the tourism industry owing to Covid-19.

The loan-financed large infrastructure projects of the Government are anticipated to gain momentum during the year, hence loan disbursements of several projects is expected to increase. This includes the Maldives International Port Development project financed under the line of credit facility from India Exim Bank, the Greater-Malé Connectivity project, the Addu City Development Project, and the development of a cancer hospital. Other notable projects include the development of Velana International Airport and Hulhumalé Island Development Project. MVR 4,042.9 million is expected to be received for loan-financed projects. Additionally, MVR 565.6 million is expected to be received as a loan.

Moreover, MVR 3,855.0 million (USD 250 million) is expected to be raised from instruments such as sukuk or bond issued in the international financial market. From this sum, USD 200 million is expected to be raised through the issuance of a sukuk or bond. The plan to issue a Samurai Bond in 2020 was not pursued as it was perceived that it may not fetch a fair interest rate from the market due to the prevailing conditions. However, as the market is expected to return to a relatively stable condition in the year 2021, efforts will be made to issue this bond in 2021. Finance will also be raised with an additional sukuk that shall be issued during the year 2021, as agreed under the programme with ICD.

In addition to this, USD 50 million is planned to be raised through an Innovative Financing Instrument. In this manner, research shall be carried out to explore strategies to raise USD 50 million through a Blue, Green or Social Impact Bond. This includes determining social and environment related goals Maldives would strive to achieve and attempting to secure committed financing.

Along with financing instruments such as bonds and sukuks, to meet the financing for the expenditure in the 2021 budget, discussions will also be held with bilateral and multilateral partners. In this manner, MVR 1,542.0 million (USD 100 million) will be sought to be raised from these discussions. Despite delays in 2020 in receiving secured financing secured due to the Covid-19 situation, assurance has been made from bilateral and multilateral partners that these funds will be provided

in 2021. This includes the commitment from the Kuwait Fund and OFID to issue loans during the year 2021.

Looking at the financing that will be sought from domestic sources, MVR 3,843.0 million has been planned to be raised through instruments such as domestic securities and loans. The target investors include pension fund, banks and other investors in the country. The financing to be raised from domestic sources in 2021 is comparatively lower to 2020. And even if domestic securities are issued to the proposed amount in 2021, this is not expected to lead to a crowding out of the private sector. The perceived excess liquidity of Maldivian Rufiyaa at banks are also expected to prevent it from occurring. The proceeds from the securities shall be utilised in meeting general Recurrent Expenditure and on expenditure related to projects.

Moreover, efforts to privatise State-Owned Enterprises would begin in the year 2021. The main objectives of privatisation are, to add a new revenue stream for the Government, improve the efficiency of these companies through restructuring with the participation of capable and experienced investors. In this manner, companies that would benefit and succeed in private sector participation will be identified and put on track to be privatised. The most suitable option of privatisation would be applied. The options include the issuance of Initial Public Offerings, sale of government shares to the public, strategic partnership, and Public-Pri-

vate Partnership. An additional MVR 462.6 million is expected to be received from these efforts.

7 Public Debt

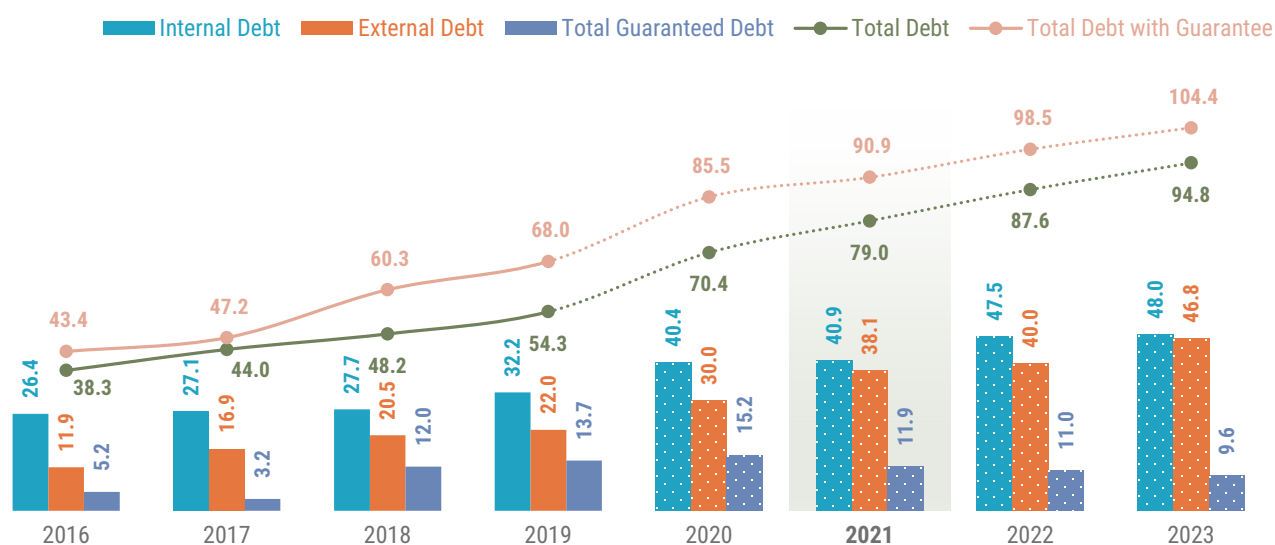
The Public and Publicly Guaranteed (PPG) Debt grew at a compounded annual growth rate (CAGR) of 16.1 percent from 2016 to 2019. This was mainly driven by public investment in large scale infrastructure projects financed through external sources to ensure that such spending does not burden the reserve and foreign exchange. Such notable financing includes the funding secured for the Development of Velana International Airport, the sovereign bond issued in 2017 for the Development of Dharumavantha Hospital, and the sovereign guaranteed debt for the projects for Development of Social Housing in Hulhumale', Second Phase.

The total PPG debt stood at MVR 67,961.2 million, of which MVR 54,257.2 million was direct debt. The total PPG debt stood equivalent to 78.3% of nominal GDP in 2019. The direct external debt stood at MVR 22,032.2 million while the direct domestic debt stood at MVR 32,227.0 million. (Chart 52)

In 2019, MVR 2,665.4 million was incurred on direct debt servicing.

Chart 52: Foreign and Domestic Debt

in billions of MVR



Source: MoF

7.1 Public Debt 2020

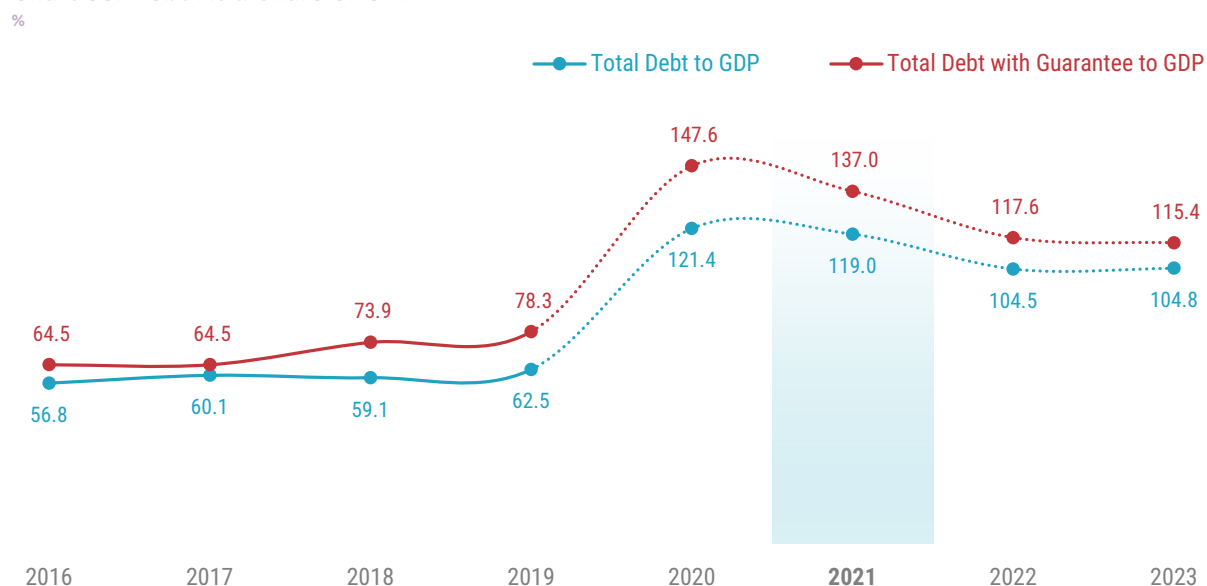
It is expected that total PPG would stand at MVR 85,529.7 million in 2020, of which MVR 70,368.7 million is direct debt. (Chart 52)

The total PPG debt is estimated to be equivalent of 147.6 percent of nominal GDP at the end of 2020, while direct debt is estimated to be 121.4 percent. The significant expected increment in debt to GDP in 2020 is mainly driven by the expected 33.2 percent decline in nominal GDP due to the Covid-19 pandemic, and the jump in deficit financing requirements due to the massive shortfall in Government revenue. (Chart 53)

7.1.1 External Debt

The total direct external debt is estimated to stand at MVR 29,960.1 million at the end of 2020. This is an increment of 36.0 percent compared to 2019. The estimated increment in external debt is attributed to the increase in loan disbursements of the Development of the Velana International Airport Project, and the planned issuance of a sukuk of USD 300 million to finance the deficit exacerbated due to the Covid-19 pandemic.

When looking at the external debt portfolio, it is estimated that the publicly guaranteed debt will account for the largest share at 32.9 percent. Furthermore, external securities are estimated to be 22.4 percent while Buyer's Credit is estimated to account for 21.0 percent. Moreover, multilateral creditors and bilateral creditors are expected to account for 14.5 percent and 9.2 percent respectively. (Chart 54)

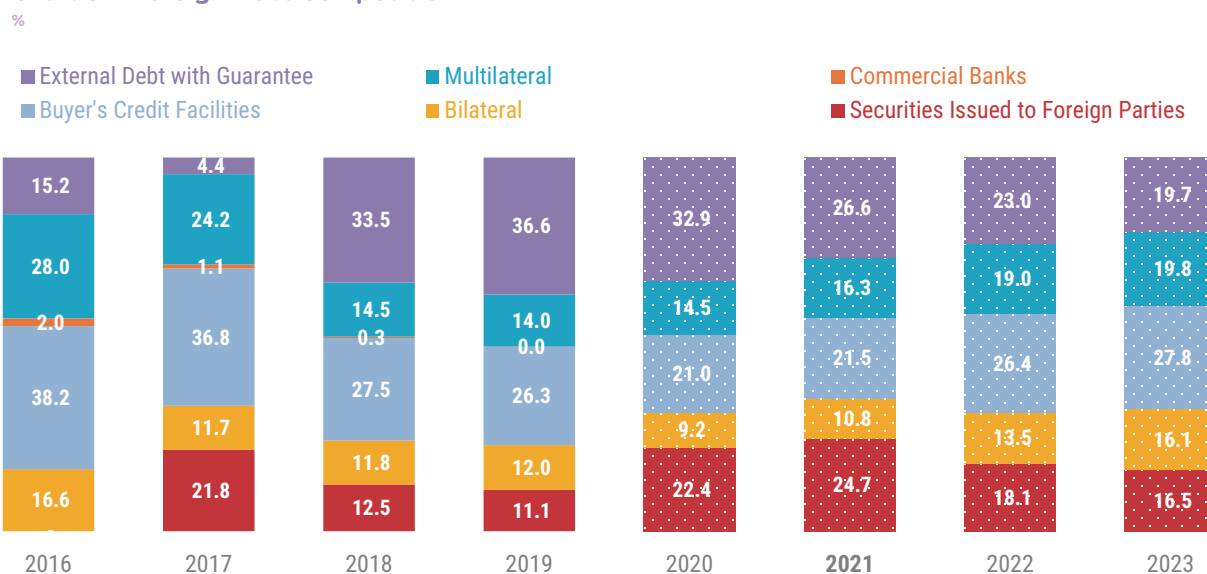
Chart 53: Debt As a Share of GDP

Source: MoF

7.1.2 Domestic Debt

million bond in the domestic market which was subscribed by the State Bank of India.

The estimate for total direct domestic debt at the end of 2020 is MVR 40,408.5 million. This is an increment of 25.4 percent compared to 2019. The estimated increment in the domestic debt is mainly attributed to the issuance of a USD 250

Chart 54: Foreign Debt Composition

Source: MoF

7.1.3 Debt Servicing

It is estimated that MVR 2,846.3 million would be incurred as direct debt service costs in 2020. This is an increment of 6.8 percent compared to 2019. External debt servicing accounts for 58.2 percent of the total debt service cost.

The total PPG debt service cost is estimated to amount to MVR 7,645 million in 2020. Since there has not been a default on debt service payments by the beneficiaries of sovereign guarantees, these debt service payments are not accounted for in the budget.

In April 2020, G20 countries announced the Debt Service Suspension Initiative (DSSI), which will defer the debt service payments to G20 Official Creditors from May to December 2020. It is expected that the Government would get a relief of MVR 385.3 million in 2020 under this initiative.

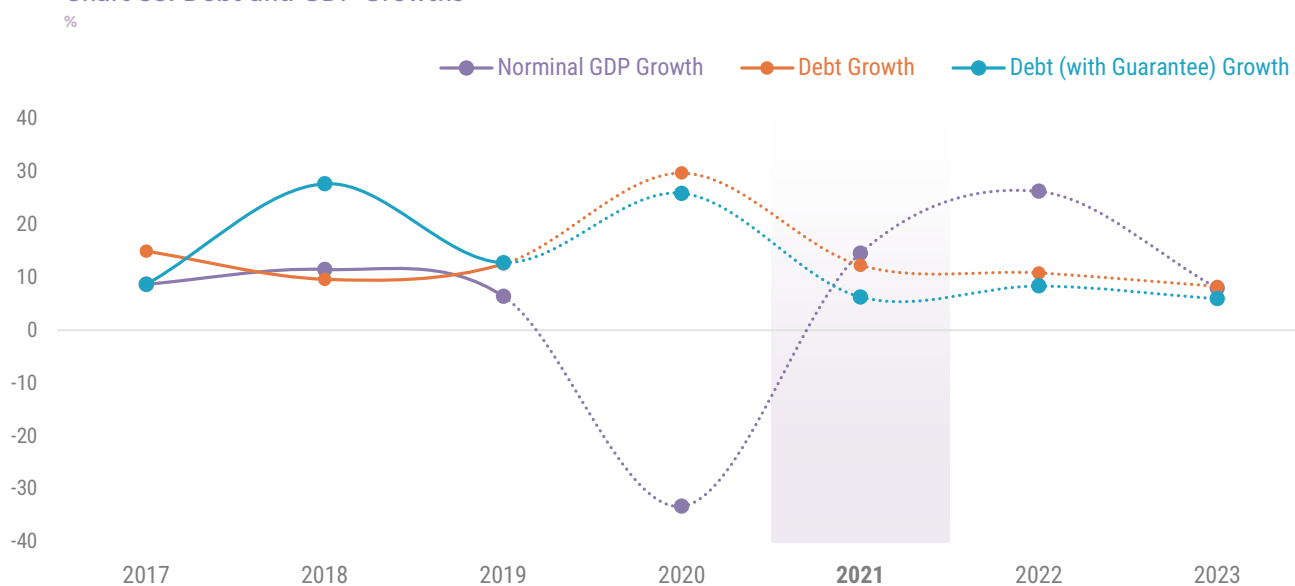
The total direct debt service cost as a percent of revenue is expected to increase, mainly due to the estimated 49.1 percent shortfall in Government revenue compared to the approved budget for 2020. It is now estimated that the direct debt service cost as a percent of total revenue for 2020 would amount to 22.6 percent.

7.2 Public Debt Projection 2021

It is estimated that the total PPG debt would stand at MVR 90,913.1 million in 2021, of which MVR 79,007.1 million is direct debt. The total PPG debt is estimated to be equivalent to 119.0 percent of GDP at the end of 2021 while the total direct debt is estimated to be 137.0 percent of GDP.

The expected decline total PPG debt as a percent of GDP in 2021 compared to 2020 is primarily attributed to the growth in nominal GDP outpacing the growth of total stock of PPG debt in 2021.

Chart 55: Debt and GDP Growths



Source: MoF

7.2.1 External Debt

The total direct external debt is estimated to be MVR 38,118.2 million in 2021. The increment in total direct debt in 2021 is mainly due to the planned issuances of bonds and sukuks in international financial markets alongside the securing of financing for large scale infrastructure projects of the Government. In addition, the implementation of the Greater Male Connectivity Project, and other numerous infrastructure projects from the USD 800 million line of credit facility by Indian Export Import Bank in 2021 is also expected to contribute to the increase.

Bonds and sukuks are estimated to account for the largest portion of the external debt portfolio in 2021.

The currency composition of external debt in 2021 indicate that US Dollar denominated debt

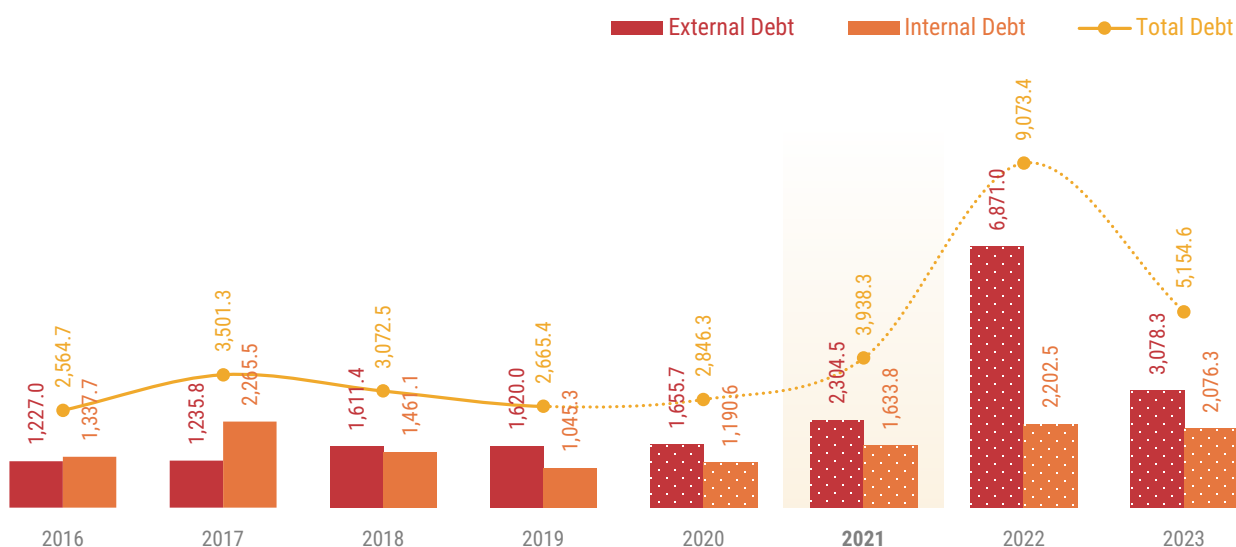
account for the largest portion external debt. The rest is denominated in Chinese Renminbi, Saudi Riyal, Japanese Yen, UAE dirham, Kuwaiti Dinar, Euro, and Special Drawing Rights.

7.2.2 Domestic Debt

The total direct domestic debt is expected to increase by 16.2 percent in 2021 in comparison to 2020. This increment is mainly driven by the planned issuance of bonds and Sukuks in the domestic market to finance the fiscal deficit. Further, short term securities such as T-bills and other Islamic financial instruments are also expected to be issued in the domestic market.

Chart 56: Debt Servicing

in millions of MVR



Source: MoF

7.2.3 Debt Servicing

It is estimated that MVR 3,938.3 million would be incurred as total direct debt service costs in 2021. This is an increment of 38.4 percent compared to 2020.

External debt is expected to account for 55.5 percent of the total debt service cost in 2021. The rise in external debt service cost is mainly attributed to the commencement of coupon payments on the bonds and sukuk issued in 2020 and the planned issuances in 2021. Moreover, with the expected commencement of principal repayments under buyer's credit facilities borrowed during previous years, the external debt service cost is expected to further increase in 2021.

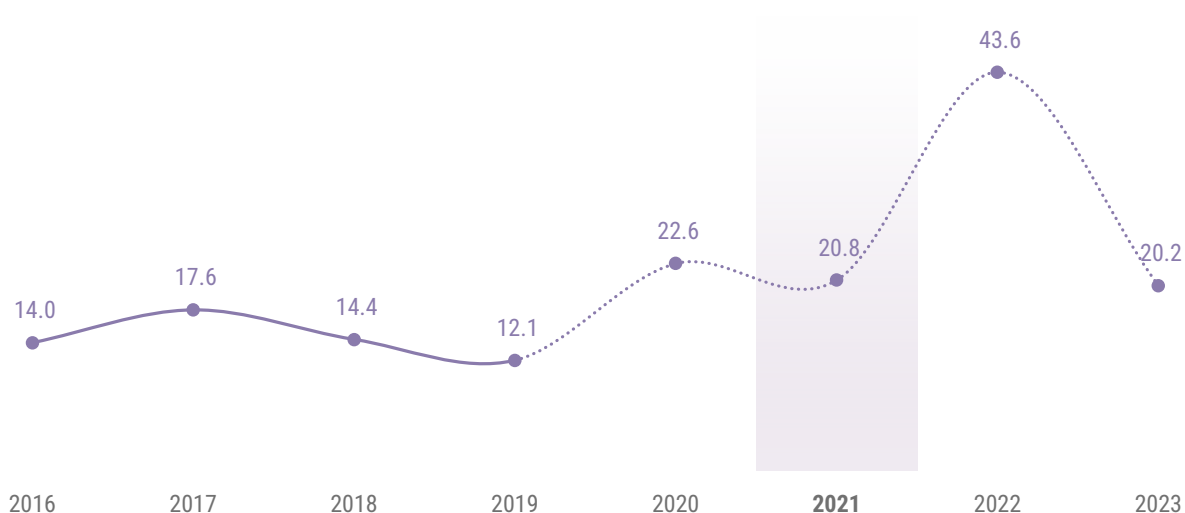
The total PPG debt service cost is estimated to be MVR 9,295.2 million in 2021. As there are no expectations of default in guaranteed debt, the

estimates for debt servicing attributed to guaranteed debt has not been included in budget 2021.

The direct debt service cost as a percent of total revenue is estimated to be 25.3 percent in 2021. The increase in debt service to revenue ratio is mainly driven by anticipated lag in revenue recovery from the pandemic and the upcoming repayments following the end of the grace periods for loans borrowed in the previous years to finance large scale infrastructure projects. Further, the increased reliance on debt financing to make up for the shortfall in revenues in 2020 has further contributed to the increase. To address this, GOM is negotiating with major creditors to obtain reliefs on debt service payments under G20 DSSI. It is estimated that MVR 809.1 million will be saved in debt servicing cost during the first 6 months of 2021 under this initiative.

Chart 57: Debt Service to Revenue

%



Source: MoF

8 Medium-Term Fiscal Risks

Fiscal risks have been elevated throughout the world due to the Covid-19 crisis. Likewise, Maldives is facing fiscal risks of unprecedented proportions due to Covid-19. Government revenue has been hit by the closing of borders to stop the spread of Covid-19, the effective closure of the tourism industry for a number of months and the overall decrease in tourist arrivals. On top of it, the Government had to face additional burden of financing a large expenditure on the health response to the Covid-19 pandemic, as well as additional spending on relief for families, workers, and businesses affected by the crisis. As such the Government has had to rely further on debt to finance the budget.

While the forecasts are for an economic recovery in 2021 overall production will remain relatively subdued. As such, overall income is also expected to recover compared to 2020, but will remain relatively below average. Over the medium term, as tourism and other economic activities accelerate it will have a positive effect on revenue. Therefore, the main risk to government revenue are events that impacts economic growth. As such a slower than expected recovery from the Covid-19 crisis, or a yet unforeseen economic crisis would pose a major risk for government revenue.

Another risk to revenue is lower yield from the tourism sector, despite growth in arrivals. As travel and tourism has slowly resumed from the depths of the Covid-19 pandemic, number of trav-

ellers remain relatively low, which could potentially create price competition between markets to lower prices to attract the limited customers. In such a situation, even if economic activity increase, revenue yield may still be low.

Failure to realize new revenue measures approved in the budget has in the past been a major risk for government revenue. To reduce this risk, it is imperative to fulfil all legislative and administrative requirements to implement the new revenue measures on a timely basis.

The avenues to tighten expenditures in light of the subdued government revenue are however limited. Substantial reduction in Recurrent Expenditures would require drastic cuts in public services, benefits and compensation of government employees. Furthermore, a premature roll back of the Government expenditure on Covid-19 related assistance to families, workers, and businesses could destabilize the recovery and worsen the economic crisis. Therefore, a delicate balance is required in consolidating government expenditure at this point in time. Disrupting this balance may impose further risks for the economy and the budget. As such the medium-term expenditure consolidation policies of the Government will prioritize measures that address inefficiencies and waste in existing expenditure programs. As such a structural reform to address these inefficiencies should seek to reduce government expenditure while enhancing the welfare of the citizens.

In recent years one of the major risks in budget implementation has been the over spending on Recurrent Expenditure beyond the approved expenditure in the budget. Reasons for this include sanctioning new recurrent programs that were not planned and included in the approved budget, the creation of new government agencies through new laws and the failure to implement expenditure consolidation policies envisaged in the approved budget. This results in multiple virements between budget codes to fund these expenditures. Often, recurrent activities are funded through virements from budget allocate for capital investments. Furthermore, additional expenditure not covered by revenue will need to be financed through debt. As such in a year when revenue is subdued due to the impact of Covid-19, and the fiscal space for new expenditure programs are limited, the fiscal risks that would arise from such new programs are especially elevated. It is therefore imperative to limit unplanned expenditures to minimize fiscal risks. It is important for all government agencies to acknowledge the need for tighter controls in government expenditure in implementing the current medium-term budget.

As in recent years, the upcoming years would see the roll out of public sector investment projects. While the increase in economic activities created through these investments could potentially improve government revenues, the projects are also expected to create additional demand for expenditure on repair maintenance and staffing. Failure to forecast and plan for Recurrent Expenditures created from investment projects in the Govern-

ment budget poses fiscal risks. To mitigate this risk, it is important to identify and forecast medium terms expenditures created by investment projects, in the project planning phase. Moreover, project plans should identify possibilities for charging user fees and generate revenues from the projects, to cover at minimum the recurrent costs created by the project. Furthermore, in implementing the capital budget during the year it is important to stagger implementation as revenue and financing are realized.

Even before the Covid-19 crisis, public and publicly guaranteed debt of Maldives was relatively high. The onset of the Covid-19 crisis, and the consequent economic crash and hit to the Government revenue, meant that government had to resort to further debt to finance the budget. Furthermore, a prolonged recovery in economic growth and government revenues, as projected means that budget funding will require addition debt. Furthermore, further economic deterioration could increase dependence on debt. One of the major risks of increasing public debt, is the additional budget space required to service debt. This limits the fiscal space for funding public services and welfare programs. Another risk stemming from elevated debt is currency risk. With a majority of public and publicly guaranteed debt is now denominated in foreign currency, the risk of increase debt burden due to a currency depreciation is elevated. To reduce this risk, it is imperative for the Government to consolidate expenditures and deficit financing through debt. Moreover, in the coming years, as the Government need to fi-

nance more of the budget externally, risk would be reduced by seeking grants, concessional financing, and long-term debt for financing the budget. The Medium-term Debt Strategy of the Government has been formulated with the measures to reduce the medium-term debt risks.

The efficiency and financial sustainability of State-Owned Enterprises (SOE) is also a major source of fiscal risk. As many of these SOEs provide public services, in order to ensure continuous services, every year SOEs are supported from the budget through subsidies or capital contributions. Furthermore, the Government supports SOEs in managing cash flows, through loans and other means. As the Government extensively support the operation of SOEs, it is important for the Government to manage fiscal risk stemming from SOEs, by ensuring proper management of the companies, improving corporate governance and minimizing inefficiency and waste. These reforms are essential for SOEs to operate independently under corporate best practices, and reduce reliance on government budget to manage company expenses.

Public Sector Investment Program

The Public Sector Investment Program (PSIP) is a medium-term plan consisting of publicly funded projects on the development of public infrastructure. The main objective of this program is to overcome the different social challenges faced by the country, support economic growth, and to invest in projects that are otherwise beneficial to the people. Further, this program is a key gateway to development.

Project which are included in the PSIP are usually over a year-long. In order to empower local councils and enable decentralization, the Government has decided to handover the implementation role of the PSIP projects to city, atoll and island councils rather than the central government institutions overseeing them. As such, projects valued under MVR 5 million will be handed over to the respective council in which project is located. Similarly, projects under MVR 15 million in cities would be run by the designated city council.

Under normal circumstances, the PSIP would pursue projects intended to achieve the development goals laid forth by the Strategic Action Plan (SAP). However, with the outbreak of Covid-19, the PSIP needed to be formulated in accordance with the National Resilience and Recovery Plan. The program will be geared towards the successful completion of key projects laid out by the plan. Alongside this, efforts to mobilize projects related to priority areas of the Government with the assistance of international financial organisations have also been increased. As a result, the projects carried out during the course of this term will all contribute to the achievement of the pledges of this administration. (Chart 58)

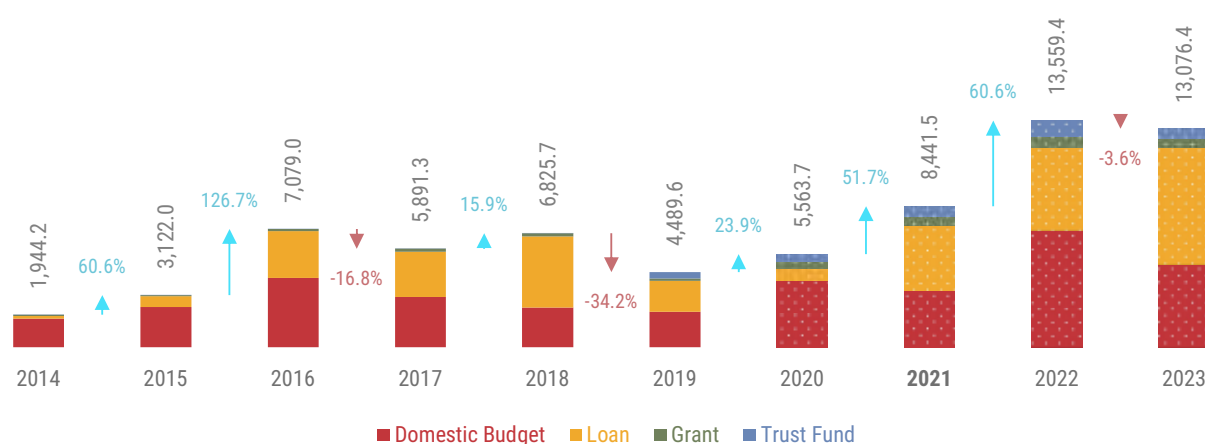
1 PSIP aim 2021

The swift and unprecedented shock of the Covid-19 pandemic and precautionary measures taken to contain it have plunged the economy into a severe contraction in 2020. Against this backdrop, in the upcoming year of 2021 the Government will focus on overcoming the economic fall-out, caused by the pandemic, by taking significant control measures.

The 2021 budget and medium-term budget was formulated based on the “National Resilience and Recovery 2020-2022”. This plan was put together by the Government in line with key policy initiatives on the Strategic Action Plan (SAP) and as per the new priorities arising from the Covid-19 situation. Therefore, the 2021 medium-term PSIP constitutes of the projects to be carried out according to this plan, along with the respective implementation plans.

Chart 58: Public Sector Investment Program

in millions of MVR



Source: MoF

As such, the 2021 PSIP is aimed at expanding and improving the quality of education and healthcare services. Projects to further diversify the Maldivian economy and improve the transportation system in the country have been mapped out in the 2021 PSIP. In addition to this, it has been planned to commence the projects of developing water and sewerage system in all the islands in 2021 to achieve one of the main pledges of the Government. Consequently, the 2021 PSIP comprises of projects geared towards improving the general standard of living and projects related to development of infrastructure to ease access to islands.

2 PSIP in 2020

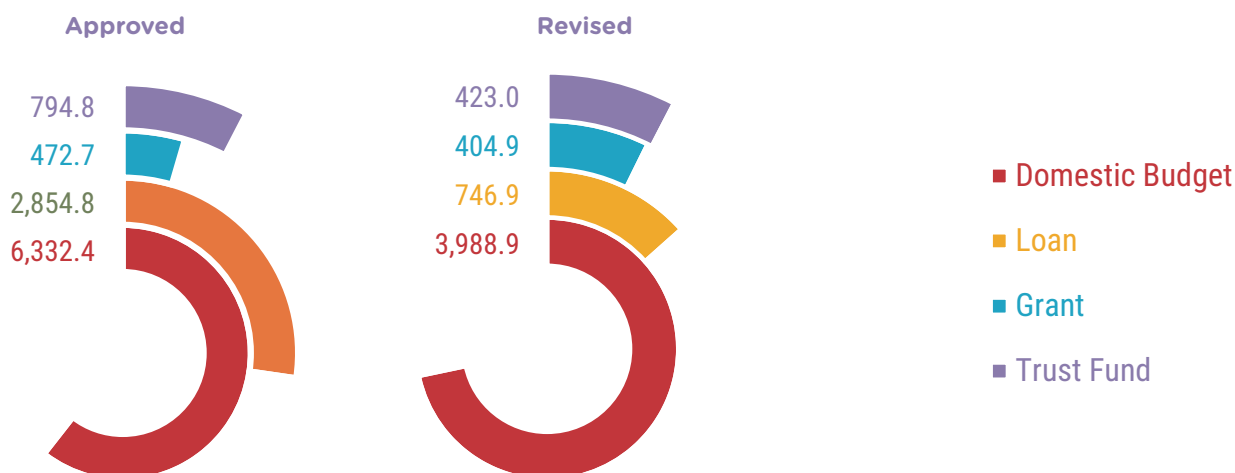
The total approved PSIP budget for 2020 was MVR 10,454.8 million. Of the total allocation for PSIP, MVR 6,332.4 million was intended to be

financed from the domestic budget and MVR 2,854.8 million financed through foreign loans. In addition, MVR 472.7 million to be financed using grants and MVR 794.8 million financed through trust funds. The largest share of the expenditure from the trust funds was on projects funded by the Maldives Green Fund. (Chart 59)

The PSIP approved for the year 2020 is 27.6 per cent of the total national budget. The PSIP budget approved for 2020 was formulated to facilitate the commencement of large and key projects that have been outlined in the Government's Strategic Action Plan, in addition to support ongoing projects. This includes projects geared towards improving the general standard of living and projects that are aimed at developing the health sector. Similarly, projects and activities to facilitate diversification and stimulate the economy were also included in the 2020 PSIP. With the purpose of diversifying the Maldivian economy, a high-

Chart 59: Approved and Revised PSIP for 2020

in millions of MVR



Source: MoF

er priority was given to projects and events that would facilitate and encourage the growth of various industries.

The economic crisis resulting from the outbreak of Covid-19 has caused disruptions in the supply chain contributing to the drastic decline of construction sector activity, mirroring the decline in imports of construction-related items. Similarly, the precautionary steps implemented by the Government stalled the momentum of the PSIP projects. The government had to take several measures aimed at curbing government expenditure, amid income shortcomings due to the global pandemic. As such, the budget was revised and expenses across different sectors were cut down, in which the PSIP projects were not an exception. Therefore, the Government announced the halting of approved PSIP projects which were scheduled for this year but had not begun the tendering process at the end of the first quarter.

With the rapid rise in coronavirus cases in the Maldives, the Government had to initiate additional PSIP projects in 2020. These projects focused on increasing the capacity of quarantine facilities to transfer Covid-19 patients as well as isolation facilities for suspected cases and direct contacts. In addition, the outbreak posed a significant threat to migrant workers living in congested spaces in the capital. They were relocated to other accommodation facilities to minimise the transmission of the virus.

Based on the spending patterns across the year, the revised estimate of the 2020 PSIP budget is forecasted at MVR 5,563.7 million. This is a 46.8 percent decrease compared to the approved PSIP budget for 2020. The largest share of the revised PSIP budget for 2020 constitutes of projects carried out through the domestic budget, which is now projected to be at MVR 3,988.9 (71.7 percent of total PSIP). The revised expenditure on PSIPs

through loan disbursements is MVR 746.9 million and MVR 404.9 million is estimated to be from grants. Moreover, the revised estimates for projects carried out under trust funds estimate a total of MVR 423.0 million.

2.1 Composition of 2020 PSIP

Based on the revised estimates, PSIP 2020 illustrates a major focus is on projects related to transportation, land reclamation and road development, water and sanitation, environmental protection, development of health and social services and housing. The collective spending on all the aforementioned sectors amounts to MVR 4,922.1 million, which is 88.5 percent of the revised estimates for spending on total PSIPs.

The largest share of PSIP spending in 2020 is expected to be on land reclamation. While a sum of MVR 837.0 million is estimated to be spent on these projects, the largest expenditure will be on K. Gulhifalhu land reclamation project with an allocation of MVR 690.8 million from the domestic budget for the year 2020. In addition, a sum of MVR 316.7 million is expected to be spent on the Greater Male' Connectivity Project (Male-Thilafushi Bridge). In this regard, it was mostly the reclamation work under this project were carried out in 2020.

Furthermore, revised estimates show that MVR 485.9 million from the domestic budget will be expended on land acquisitions required by the

Government offices and for the Maldives' Diplomatic Enclave.

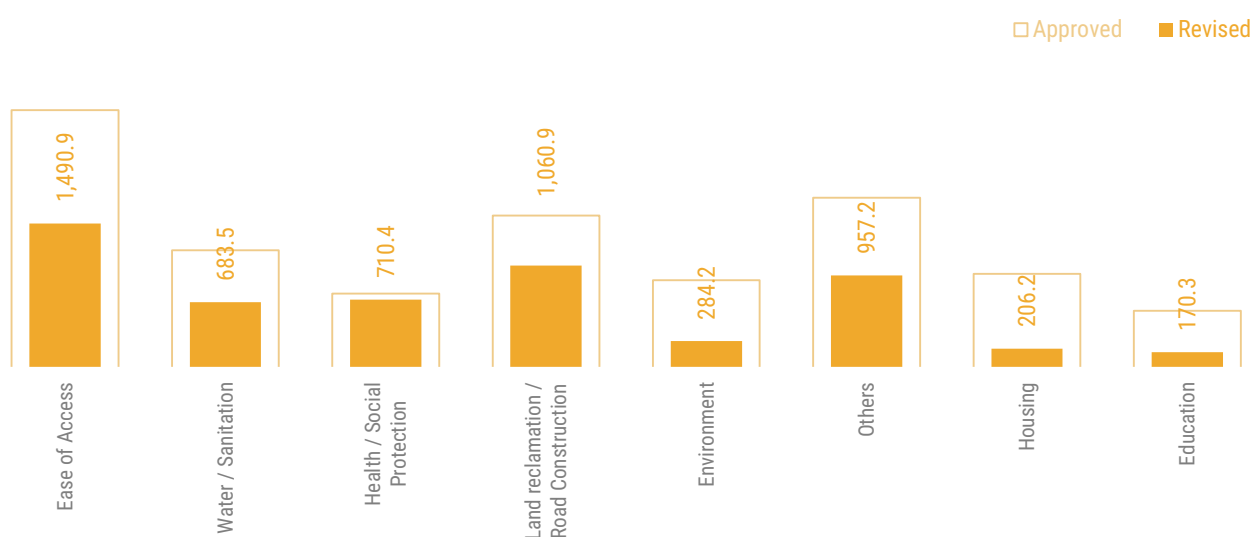
Harbour construction is also one of the significant categories spent from the 2020 PSIP, totalling MVR 648.7 million for the year. This includes projects such as HDh. Kulhudhuffushi harbour expansion project of which MVR 39.8 million and MVR 9.7 million are funded by grants and the domestic budget respectively, and Sh. Feevah harbour reconstruction which amounts to MVR 30.9 million from the domestic budget. Moreover, it considers the harbour construction projects for Aa. Himandhoo, Th. Omadhoo, S. Maradhoo and N. Henbadhoo which cost MVR 92.2 million overall, along with MVR 22.3 million for coastal protection in S. Maradhoo.

Looking at the rapid progress of the development of Velana International Airport, expenditure on this large-scale infrastructure project is now anticipated to stand at MVR 525.4 million in 2020. In this regard, a total of MVR 272.4 million will be spent on the Terminal Development Project, and MVR 51.1 million on the runway project and will be loan-financed. Moreover, the expenditure on the development of GDh. Maavarulu Airport amounts to MVR 53.6 million from the PSIP budget. Concurrently, the construction of airports in Ha. Hoarafushi, HDh. Kulhudhuffushi, Sh. Funadhoo and GDh. Faresmaathodaa cost up to a total of MVR 148.3 from the domestic budget.

The revised estimates for the Public Health Expenditures are anticipated to reach MVR 501.6

Chart 60: Approved and Revised PSIP Composition for 2020

in millions of MVR



Source: MoF

million, out of which, the budgeted expenses to develop five tertiary hospitals are likely to be fully utilized. A total of MVR 305.6 million was budgeted for the development of regional hospitals in five regions of the Maldives to provide tertiary health-care. Furthermore, other significant expenses on public health include the procurement of equipment for Dharumavantha Hospital, costing MVR 45.5 million. The exponential growth in cases of Covid-19 stretched the public healthcare capacity in Maldives, evident by the surge in healthcare expenditure. A total of MVR 39.4 million is expected to be spent on the establishment of a “Covid Village” in Hulhumale’ to treat Covid-19 patients. An additional MVR 41.7 million from the PSIP budget is expected to be utilized on the development of quarantine, isolation and emergency facilities in various islands.

One of the main priorities of PSIP 2020 is water and sanitation, with a total of MVR 683.5 million allocated for these projects. Among these, the Provision of Water Supply, Sanitation and Waste Management Project is noteworthy, of which MVR 91.2 million is loan-financed while MVR 33.0 million is financed by the Maldives Green Fund. Similarly, a large proportion of expenditures on these projects are anticipated to be from this trust fund, established in 2019.

By the end of 2020, a total of MVR 224.0 million is anticipated to be spent on road construction while MVR 206.2 million will be spent on housing projects. Spending on sports and education sector is now expected to stand at MVR 192.9 million and MVR 170.3 million respectively. (Chart 60)

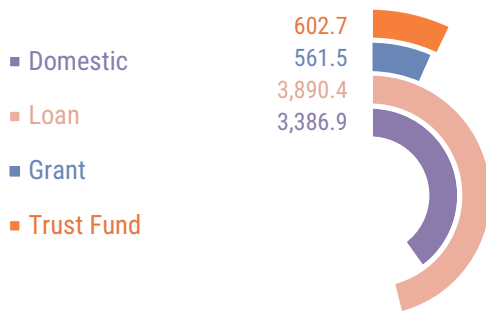
3 Approved PSIP 2021

The total Approved Budget for PSIP 2021 is MVR 8,441.5 million. This is a 51.7 percent increase from the 2020 revised estimates for PSIP. The PSIP projects that were postponed due to budget revisions in 2020, to allow for Covid-19 response, are included in the 2021 budget.

From the Approved PSIP Budget for 2021, a total of MVR 3,386.9 million is financed from the domestic budget, MVR 3,890.4 million financed by borrowing, MVR 561.5 million through foreign grants, and MVR 602.7 million from trust funds. Similar to 2020, the majority of the trust fund expenditure 2021 will be from the Maldives Green Fund. (Chart 61)

The Approved PSIP for the year 2021 accounts for 24.2 percent of the National Budget. The approved PSIP expenses include MVR 2,030.3 mil-

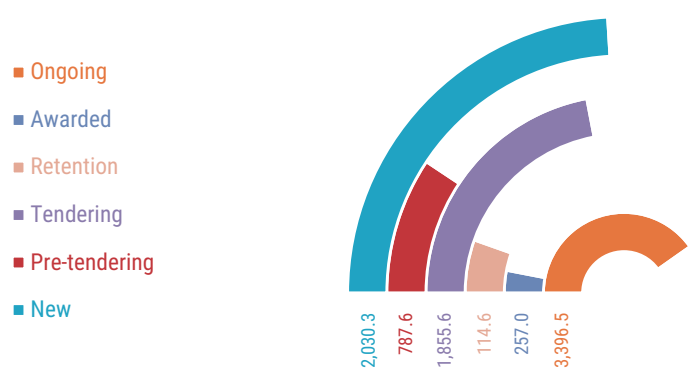
Chart 61: Composition of PSIP for 2021
in millions of MVR



Source: MoF

lion for 502 new projects, MVR 1,855.6 million for 148 projects at the tendering stage, MVR 787.6 million for 118 projects in pre-tendering, MVR 3,396.5 million for 2,468 ongoing projects, and MVR 114.6 million as retention for 101 completed projects. (Chart 62)

Chart 62: Status Composition of PSIP for 2021
in millions of MVR



Source: MoF

The Approved PSIP Budget 2021 is prepared to facilitate the initiation of the key projects that have been outlined in the “National Resilience and Recovery Plan 2020-2022” for diversifying the economy and strengthening economic resilience. This includes projects geared towards introducing new economic activities, and to projects to address the housing problems faced by the people, in addition to promoting the tourism sector. Projects such as the construction of the Male-Thilafushi Bridge and transshipment port will further improve the country’s economic position and strengthen fiscal conditions. In addition to establishing water and sanitation systems in all the islands, the Velana International Airport terminal and runway development project is also given a high priority in Approved PSIP Budget 2021.

3.1 Functional Classification of PSIP 2021

The PSIP Budget 2021 prioritizes investments in projects based on the National Resilience and Recovery Plan, which is reflected in the functional classification of these projects. As such the largest shares of the PSIP Budget 2021 are allocated for the provision of housing and road development, as well as the development of education and sports sectors. In addition to this, a sizeable portion has been allocated for bridge construction.

Ease of Access

The largest allocation of PSIP 2021 is on projects related to ease of access to the islands. The total for these projects amounts to MVR 2,806.8 million, which is 33.2 percent of total PSIP for the year. The majority of the expenses on this function is financed through loans.

Majority of this allocation will be on airport development projects. Among these projects, a total of MVR 1,088.1 million will be financed through borrowing on the Velana International Airport terminal and runway development project. In addition to this, MVR 136.3 million was approved for new domestic airport development projects, while MVR 126.9 million was allocated for the ongoing domestic airport projects. The development of international airports at HDh. Hanimaadhoo and S. Gan is set to commence in 2021, which is funded by the Indian EXIM line of credit. Meanwhile, a total of MVR 50.0 million will be allocated for the extension of Maafaru airport and new domestic airport development projects.

Another significant allocation is on the Maldives International Port Development Project. This is one of the most notable projects that has been planned by this administration to ensure economic sustenance. The project will be financed through the MVR 444.9 million line of credit given by the Indian government along with MVR 31.1 million from the domestic budget. A further MVR

468.9 million was allocated for the Greater Male' connectivity project. (Male'-Thilafushi Bridge) While the land reclamation work for this project has started in 2020, the Indian government provided MVR 92.5 million in grants to finance this project.

In addition to this, a total of MVR 437.2 million has been budgeted for building harbours in 115 islands. This includes 31 ongoing projects and 19 new projects.

Water and Sanitation

Providing access to clean drinking water and sanitation for all islands in the Maldives is one of the key priorities in the PSIP 2021, similar to 2020. In this regard, the initiation and implementation of projects to provide water and sewerage in all remaining islands that do not have access to this basic infrastructure are to be carried out in 2021. Therefore, this is planned for execution through the SOE Maldives Water and Sewerage Company (MWSC) through deferred payments, or payments in instalments.

A total of MVR 1,241.2 million was allocated for water and sanitation projects, constituting to 14.8 percent of the total PSIP 2021. This includes the "34 Islands Water and Sewerage Project" financed by a combination of Indian government's line of credit facility and the domestic budget, as well as OFID's loan funded "Provision of water supply,

sanitation and waste management project" that is carried out on multiple islands.

The other significant expenditure item in this category is on the development of sewerage systems, where 3.0 percent of the PSIP budget was allocated for this. This includes the establishment of sewerage systems in the reclaimed area along with the newly inhabited part of Ga. Villigili and new projects in AA.Rasdhoo and K.Guraidhoo to develop sewerage systems. Among the ongoing projects, Islamic Development Bank's loan funded "Sanitation in 5 islands" project and other sewerage system projects in various islands are included. A total of MVR 141.2 million is allocated for the development of sewerage systems in the PSIP 2021. One of the notable projects newly initiated project is upgradation of the water system in Addu City.

Land Reclamation and Building Roads

A total of MVR 1,037.4 million was allocated for the reclamation of land and building good quality roads, which constitute to 12.3 percent of the total budget for PSIP in 2021. The largest expenditure in this category is on land reclamation in different islands. A line of credit facility of MVR 268.3 million under the Indian government will be used to finance the Addu Development Project for the reclamation of land in Addu city. In order to start the second phase of the reclamation of land of K. Gulhifalhu, MVR 92.5 million was allocated under

contractor financing or loan. The purpose of the second phase of Gulhifalhu is to accommodate warehouses, and facilitate industrial and logistical zoning upon the completion of the international port in Gulhifalhu. In addition, MVR 7.4 million from the domestic budget has been allocated for the land reclamation project of 6 islands.

The 2021 PSIP also includes MVR 411.0 million allocated for the projects to fund the Addu City Road Development project, repairing and redeveloping the roads of Male' City along with road development projects in other islands.

Health and Social Services

A total of MVR 875.9 million, amounting to 10.4 of the total PSIP Budget 2021, is allocated for health and social services. This includes MVR 479.8 million allocated for the development of the health sector, including infrastructural developments. This includes new projects worth MVR 123.2 million allocated for the establishment of hospital cancer treatment facility in L. Gan, and the development of five tertiary hospitals in GDh. Thinadhoo, L. Gan, HDh. Kulhudhuffushi and R. Ungoofaaru. All the hospitals besides the one in L. Gan will be developed in accordance with the contractor financing regulations. The development of L. Gan hospital will be financed through borrowing. In addition, MVR 23.3 million was allocated

in the 2021 PSIP budget for the establishment of a catheterization laboratory, private rooms and a hyperbaric chamber in the newly opened Addu Equatorial Hospital.

A total of MVR 327.8 million, constituting to 3.9 percent of the total PSIP 2021, was allocated to support the development of sports and the development of sports infrastructure. This includes projects such as the new initiative to develop a cricket ground in Hulhumale', upgrading the Galolhu National Football Stadium, and the development of basketball, table tennis and netball centres compliant with international standards. These projects will be financed under the Indian government's line of credit. Furthermore, the PSIP budget consists of projects geared towards promoting the tourism industry and development of "Surf Shacks" in 8 areas of Maldives with the aim of promoting sea sports.

Housing

PSIP 2021 will accommodate the provision equity needed to initiate new projects related to housing during the year. This program was budgeted to provide permanent equity of 2000 housing units every year. This includes equity payments of MVR 496.1 million from the domestic budget for the newly initiated National Social Housing Project in 2021.

An additional MVR 85.0 million is budgeted for the Affordable Housing Project. A total of MVR 76.3 million is allocated for the on-going projects to build 100 housing units in M. Kolhufushi, B. Thulhaadhoo, Lh. Naifaru and Th. Thimarafushi, while MVR 10.2 million is budgeted for the construction of 105 housing units in HDh. Kulhudhuffushi. The PSIP budget for this sector also includes the MVR 15.0 million allocated for the establishment of accommodation facility for expatriates, and MVR 19.0 million for the completion of SIFCO POLCO Housing Flats project aimed to provide housing for police and military officials.

Development of Education Infrastructure

The construction of the Dharumavantha School building will be the largest expenditure in this function. A sum of MVR 29.2 million was allocated for this project in 2021. Meanwhile, MVR 18.0 million is allocated for the construction of a new school building in Hulhumale' school, MVR 8.6 million is budgeted for the 3-storey building with 12 classrooms and multipurpose hall in Sh. Foakaidhoo school. In addition to this, MVR 20.1 million for CHSE's eight-storey classroom building are included in the PSIP budget for this sector.

Others

Other significant large projects proposed for the year 2021 includes the MVR 54.7 million allocat-

ed for the Maldives Urban Development and Resilience Project conducted by the World Bank and MVR 19.2 million budgeted for establishment of tourism zones in different islands of Addu City. The PSIP budget also includes MVR 5.6 million for the local component of Digital Terrestrial Network Development project and MVR 4.5 million for the establishment of regional emergency operations centres in HDh. Kulhudhuffushi, L. Fonadhoo, GDh. Thinadhoo and S. Hithadhoo. An additional MVR 7.5 million has been proposed for the construction of 2 parking buildings in order to decongest and increase parking capacity in Male' city.

3.2 PSIP Allocation by Office

PSIPs are distributed to the offices based on the implementing agency of that specific project. As such, the budget of the projects that are implemented under councils will be allotted to the agency in which is relevant to that project. The vast majority of the PSIP will be implemented by the Ministry of National Planning, Housing and Infrastructure, of which the total amounting to 59.8 percent of the total PSIP 2021. The Ministry would be carrying out 446 projects worth MVR 5,050.8 million, which include housing projects in various islands, the greater Male' connectivity bridge project, Gulhifalhu international port development project and Maldives transport network project.

Ministry of Finance is the second largest implementing agency with an allocation of 13.9 percent of the total PSIP 2021. Projects under this Ministry

are carried out by State-Owned Enterprises which are either financed by loans or grants. In this regard, 4 projects worth MVR 1,172.9 million was allocated to the Ministry of Finance. This consists of notable projects such as the development of Velana International Airport runway and terminal implemented by Maldives Airport Company Limited and Hulhumale' island development project by Housing Development Corporation. (HDC)

Ministry of Environment will be implementing 7.0 percent of the total PSIP 2021. In total, MVR 593.5 million was budgeted for 36 projects under this Ministry. Projects implemented by this ministry include Greater Male' Environmental Improvement and Waste Management project funded by loans, grants and trust fund, as well as the Maldives Clean Environment project in various islands which is financed by loans and trust fund.

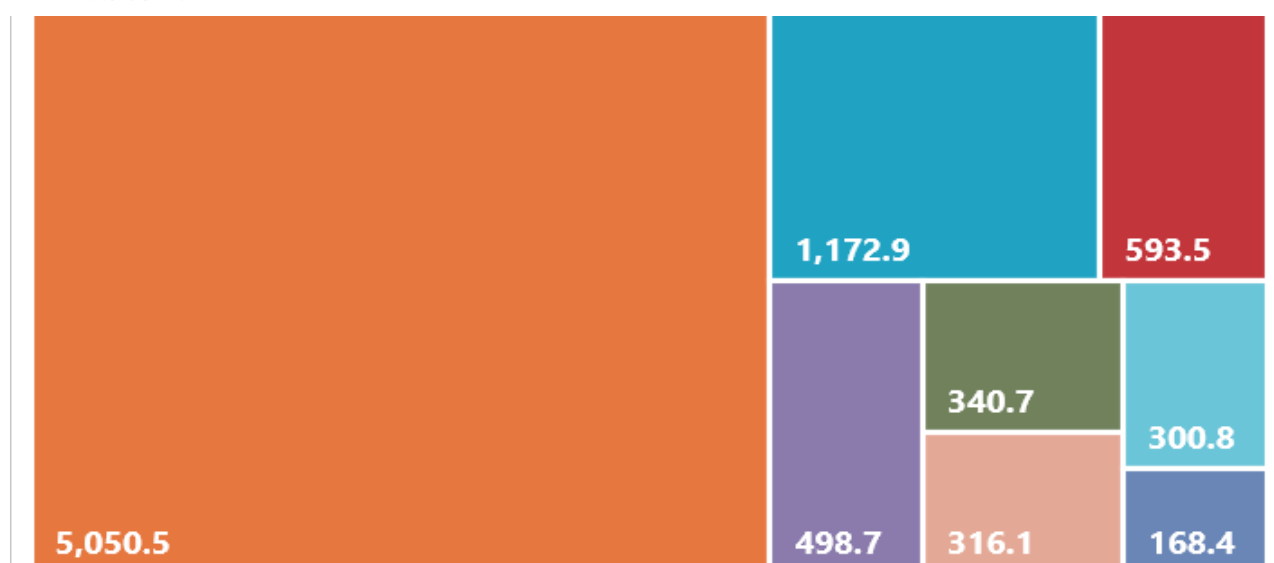
Another noteworthy project is the Preparing Outer Islands for Sustainable Energy Development project funded via grants, loan and trust fund.

Furthermore, the Ministry of Health will be implementing a PSIP allocation of 3.7 percent in 2021. This includes the development of tertiary hospitals in four regions, along with 76 projects worth MVR 316.1 million to improve the quality of services in existing healthcare facilities.

A total of 262 projects worth MVR 300.8 million will be implemented by the Ministry of Youth, Sports and Community Empowerment, in addition to 155 projects worth MVR 340.7 million for the development and expansion in schools located in Male and the atolls.

Chart 63: 2021 PSIP Allocation by Office

in millions of MVR



Source: MoF

Economic Indicators Table 2019 - 2023

	2019 Actual	2020 Revised	2021	2022	2023
Nominal GDP (in millions of MVR)	86,787.9	57,941.6	66,371.9	83,788.7	90,441.7
Real GDP (in millions of MVR)	77,161.9	54,540.6	61,902.2	79,611.7	87,648.3
GDP Growth (%)	7.0	(29.3)	13.5	28.6	10.1
Total Revenue and Grants (MVR Millions)	23,231.8	14,692.8	21,128.5	23,076.6	27,650.2
Tax Revenue	16,530.5	10,138.2	10,895.4	14,401.1	18,186.8
Non-Tax Revenue	5,609.9	2,502.1	8,019.1	6,723.3	7,630.4
Grants	1,175.5	2,134.9	2,226.3	2,258.2	2,165.6
Subsidiary Loan Repayment (-)	(84.1)	(82.4)	(12.3)	(306.1)	(332.6)
Total Budget (MVR Millions)	30,128.2	31,787.1	34,922.7	44,977.9	40,846.1
Recurrent Expenditure	21,372.0	20,876.9	21,638.1	22,099.6	22,618.2
Capital Expenditure	8,756.3	10,910.2	13,284.6	22,878.3	18,228.0
Public Sector Investment Program	4,628.6	5,563.7	8,441.5	13,559.4	13,076.4
Total Expenditure (MVR Millions)	28,994.7	30,627.7	33,431.5	38,598.4	38,250.3
Budget Deficit (MVR Millions)	(5,762.9)	(15,934.9)	(12,303.0)	(15,521.8)	(10,600.1)
Budget Deficit (As a % of Nominal GDP)	-6.6%	-27.5%	-18.5%	-18.5%	-11.7%
(Total Debt (MVR Millions)	67,961.2	85,529.7	90,913.1	98,519.2	104,395.8
External Debt	22,030.2	29,960.1	38,118.2	40,032.6	46,848.2
Domestic Debt	32,227.0	40,408.5	40,888.9	47,527.9	47,960.3
Guaranteed Debt	13,704.0	15,161.0	11,906.0	10,958.7	9,587.3
Debt (As a % of Nominal GDP)	78.3%	147.6%	137.0%	117.6%	115.4%
Balance of Payments (USD Millions)	42.0	45.8	(102.8)	-	-
Current Account Balance	(1,513.3)	(1,099.0)	(1,379.7)	-	-
Financial Account Balance (Excluding reserve and other items)	(1,940.8)	(1,427.6)	(1,276.9)	-	-
Current Account Deficit (As a % of Nominal GDP)	-26.9%	-29.2%	-32.1%	-	-
National Reserve (USD Millions)	753.3	799.1	696.3	-	-
Inflation Rate (National)	0.2%	-1.0%	3.6%	-	-

This table is prepared based on information until 31 October 2020.

Source: Ministry of Finance, Maldives Monetary Authority, National Bureau of Statistics

Table 1.1 – Monthly Expenditures on Covid-19 Response

	Feb	Mar	Apr	May	Jun	Jul	Aug	Sep	Oct	Total
Economic Relief Package	0.0	0.0	100.0	151.1	408.6	37.1	279	54.6	121.9	1,152.3
Health and Social Response	1.8	125.2	360.2	350.2	102.5	93.7	110.5	104.3	47.9	1,296.3
Total	1.8	125.2	460.2	501.3	511.1	130.8	389.5	158.9	169.8	2,448.6

Cut-off date for the data: 22 October 2020

This assessment used the “Annual Trends Model” to estimate the macroeconomic indicators for 2020. The model was derived using data spanning from 2000 to 2019, quarterly GDP figures for the first two quarters of 2020, and fiscal data for the first three quarters. It was assumed that the annual percentage changes for the variables for the entire year of 2020 to be the same as the changes observed in the first two to three quarters of 2020.

The time-series displayed a strong positive correlation between tax revenue and private consumption, domestic trade, export of goods, export of services, and remittances. All these sectors suffered from above average contractions in the current year, which consequently pushed down tax revenue for 2020.

The data also demonstrates a strong negative correlation between the budget deficit and the tourism sector growth. In addition, public debt exhibits a strong positive correlation with the expenditures on health and total capital expenditure.

The estimated budget for 2020 was derived from fiscal data as of end of September 2020. The “Input-Output Model” was used to estimate total revenues by adding estimates of consumption, investment and change in exports into the model. Due to the lack of information on private sector, the impact on private consumption and investment was estimated based on the available information. The impact on public consumption and investment for 2020 was estimated based on fiscal data available as of September 2020. Estimated impact on exports were also determined using available trade data and total number of tourist arrivals.

According to the aforementioned model, the Maldivian economy is expected to contract by 28.8 percent; largest impacts expected to be on the tourism and transport sectors. Consequently, 60.6 percent and 46.0 percent of employees in both tourism and transports industries are expected to be adversely impacted, respectively.

The main reason for this large impact on workers in these two sectors is the estimated 50.0 percent decline in private consumption of tourism and transport. Although consumption data is not collected annually, the esti-

Information Box 2: Economic Diversification

The tourism sector represents 25 percent of Maldives GDP. Furthermore, the production of many other sectors such as; the wholesale, transport, and communication sectors are also heavily dependent on the tourism sector performance. Experts estimate that the tourism sector may contribute to as much as 60 percent of the nation's GDP, directly and indirectly. This sector is also vital to the job market, as it is estimated that every 1 in 5 people in the country are engaged directly in the tourism sector. However, the heavy reliance of the economy on one sector poses risks and challenges. Any disruption to the tourism sector can impact and have adverse effects on the entire economy. In the past, natural catastrophes and disruptions to the global economy have had adverse effects on tourism and thus the entire economy. As a result of the COVID-19 pandemic and the halt of the tourism sector for a number of months, the nation's GDP is expected to fall to a record low in 2020.

In order to combat future catastrophes and increase economic resilience, it is evident that work must be done to diversify the Maldivian economy. Diversification of the Maldivian economy is a part of this administration's Strategic Action Plan and given utmost importance in the newly formulated National Resilience and Recovery Plan 2020-2022. As such, in the economic recovery and rebuilding of the economy from the COVID-19 pandemic the government will prioritize the implementation of the economic diversification plans of the government.

This information box presents an overview of the programs and policies that have been planned, and are currently underway in order to diversify the Maldivian economy.

Increasing Gains from Fishing, and Fish Products

Every year a large share of the fish caught in the Maldives are exported as frozen fish. These are in turn processed and value added in other countries. Therefore, one of the government's priorities is to expand the fish processing capacity of Maldives to add value and export these value added products to the international markets

Building on that, contracts have been awarded to build "neighbourhood fish processing plants" in 4 islands in Addu City. These plants will be able to buy, freeze, process and add value to fish.

Furthermore, the 2021 budget includes plans to expand the capacity of MIFCO's fish processing facilities in Kanduoiygiri and Kooddoo. In addition, a project to build a 25 ton ice plant in F. Feeali is in the tendering stage,

pardoned the land rent for all agricultural land for the next three years, to incentivise the development of the sector. There have also been an additional 6 islands put up for bid by the government recently for agricultural investments. SME Development Finance Corporation (SDFC) also plays a critical role in enhancing access to finance for the agriculture sector, through loans between MVR 0.5 to 2.0 million to help farmers and cooperatives to acquire farming equipment.

Relocating the Male' Port to Gulhifalhu

Male' Commercial Harbour (MCH) is the main port of entry for goods imported to the Maldives. As most the goods consumed in the Maldives are imported goods and as most of these goods are imported through the Male' Commercial Harbour, the difficulties faced in importing goods and the additional costs incurred in importing has a broader impact on the economy and citizens. The lack of physical space in MCH, the shallow depth of the port and the lack of modern equipment hinders the ability to accommodate modern ships at MCH and thus poses many challenges in importing goods, which consequently results higher cost of importing. The current government has made a decision to relocate the Male' port to Gulhifalhu and to build a state of the art port facility with sufficient capacity to cater current and future demand for Maldives. Along with the port, all the warehouses, domestic ports/harbours and wholesale businesses will be relocated to Gulhifalhu in the future, making Gulhifalhu a centre for commerce and logistics. The new port will also facilitate for new economic activities such as light manufacturing, packaging and warehousing. Furthermore, the new port will ease the importing and exporting of goods, open up the port to modern shipping lines and will bring down the cost of imported goods, the benefits of which will be reaped by the entire economy.

The reclamation work for this project has been carried out under the 2020 budget, while the physical work to build the port is set to commence in 2021.

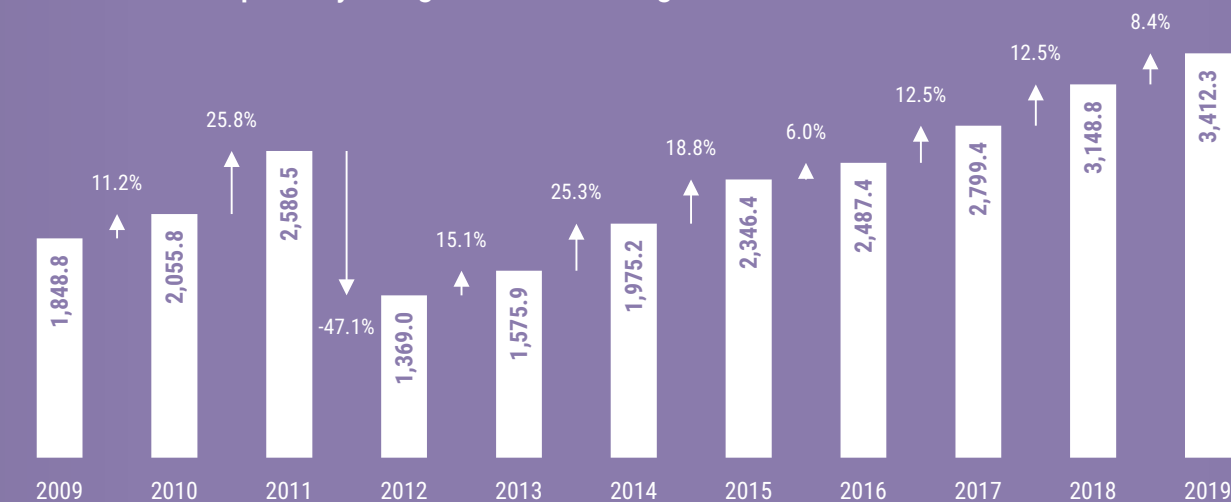
Increasing the use of renewable energy

It is highly costly to provide electricity to the entire country given the geography of Maldives, made of scattered and isolated islands, with small populations. This requires for separate generators and electricity infrastructure to be established in each individual island. Another contributor for the high cost of generating electricity is the use of diesel generators. Diesel and other fossil fuel are commodities that have fluctuating prices in the international market. Despite these challenges, Maldives has been successful in providing 24-hour electricity to the entire country since 2008. And as electricity is essential to daily lives and businesses, the government has controlled the price of electricity tariffs and subsidizes the losses faced by the utility companies as a result. Furthermore, to reduce the losses faced by utility companies as a result of changing fuel prices, STO

Information Box 3: Import Duty Concessions

Import duty is one of the main source of revenue inflows to the government. For the years 2015 to 2019, import duty contributed 13.8 percent to total revenue and grants. Moreover, revenue from import duty increases yearly, with changes to government policies and development of business activities.

Chart 3.1 Actual import duty during 2009 to 2019 and growth rate



Source: MoF

To improve government policies and achieve actions of the government, different import duty concessions are granted. Hence, under the Import Export Act, import duties amounted to MVR 1,802.5 million was forgone in the year 2019 as import duty concessions.

The table below shows the total potential revenue that could be raised by the government by applying the standard duty rate to the import duty written-off by the government or exempted imported items. Other types of concessions include Duty relief under the SAFTA Agreement, duty Exemption for Agricultural Development, duty concession for items used in disaster relief, duty concessions for poultry work.

Table 3.1 Import duty concessions incurred during 2019

Import duty concessions	MVR
30% exemption for regional ports	90,595,774
Duty concession under diplomatic privileges	7,901,723
Duty Exemption for Fisheries Development	70,690,986
Duty exemption for foreign investments	235,594,634
Duty exemption for Renewable energy	11,075,841
Duty exemption under Foreign Aid	39,134,965
Other projects and development activities	1,348,372,651
Other exemptions	5,972,046
Total	1,809,338,621

Source: MoF

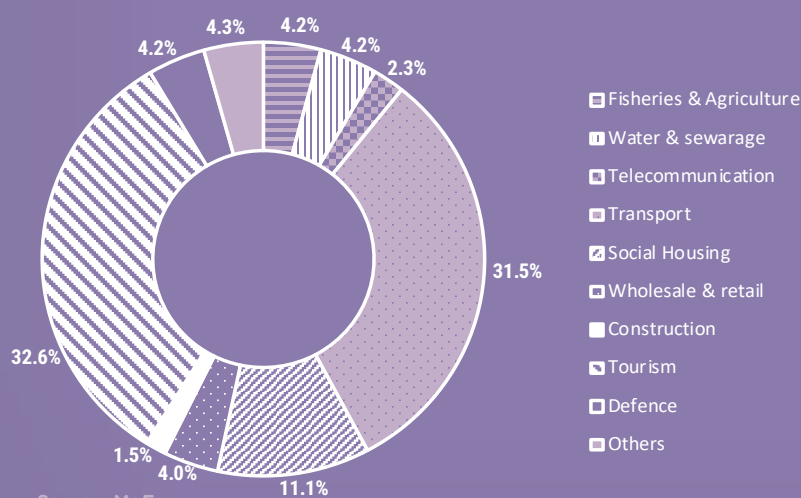
The table below shows the total potential revenue that could be raised by eliminating tax expenditure of import duties amounted to MVR 5,221.6 million for the fiscal year 2019. However, to implement government policies 34.7% of this revenue was foregone.

Table 3.2: Share of duty concessions during 2019

MVR Millions	Import duties received in 2019	Duty concessions provided in 2019	Total Import duty	Share of duty concessions
Import Duty	3,412.3	1,809.3	5,221.6	34.7%

Source: MoF

The majority of import duty concessions during the year 2019 is relates to tourism sector development and transportation sector development. Import duty concessions related to tourism sector development and transportation sector development is 32.6 percent and 31.5 percent respectively. Moreover, 11.1 percent of the import duty concession is related to social housing. Other sector includes electricity, public health development, environment protection, development of religious activities.

Chart 3.2: Percentage of duty concessions for sectors

Source: MoF

Identifying the impact of these concessions can be difficult as the counterfactual is unknown. However, is likely to have assisted the government in achieving the below listed policy objectives.

- Increased employment opportunities in the regional ports due to an increase of demand to get the benefit of 30% flat duty relief on such imports
- An increase of revenue for transport service providers between the regional ports and main place of business which will in return increase the income taxes paid by these transport operators.
- Increased level of foreign investments, specifically in the tourism sector to explore the benefit of duty exemption for resorts under constructions and other duty concessions on capital investments.

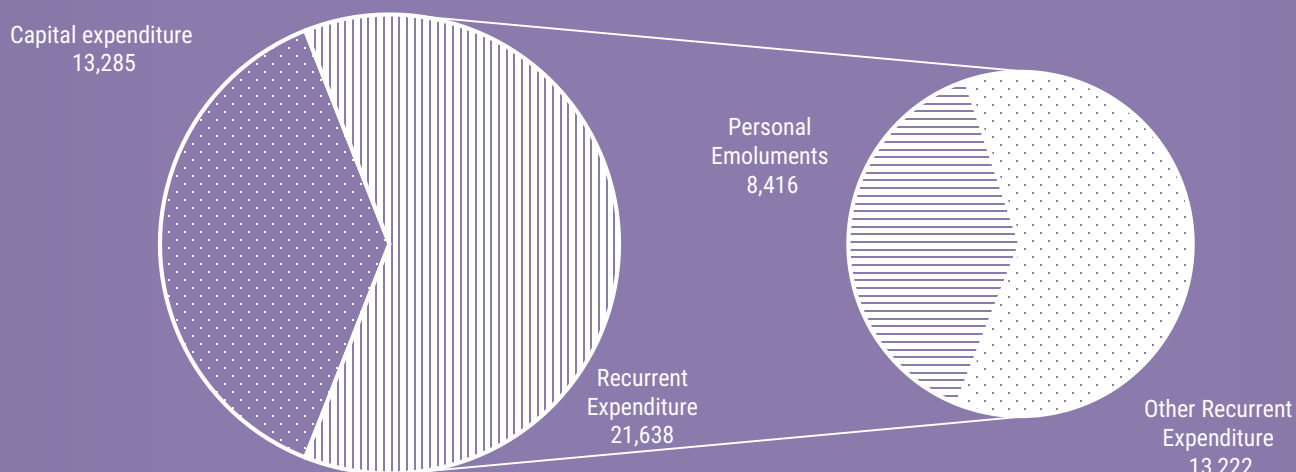
As different measures is taken to increase revenue, it is important to monitor and disclose the revenue foregone as reliefs, revenue reliefs granted under specific conditions.

Information Box 5: Government expenditure on personal emoluments

The largest percentage of the recurrent expenditure is budgeted on the personal emoluments from the government budget. This information box the amount budgeted for personal emoluments in 2021 budget compared to the amounts spent on previous years.

Chart 5.1 illustrates the allocations for personal emoluments in the 2021 budget. A total of MVR 8.4 billion was approved for personal emoluments in 2021, which making up 39 percent of the recurrent expenditure and 24 percent of the total budget.

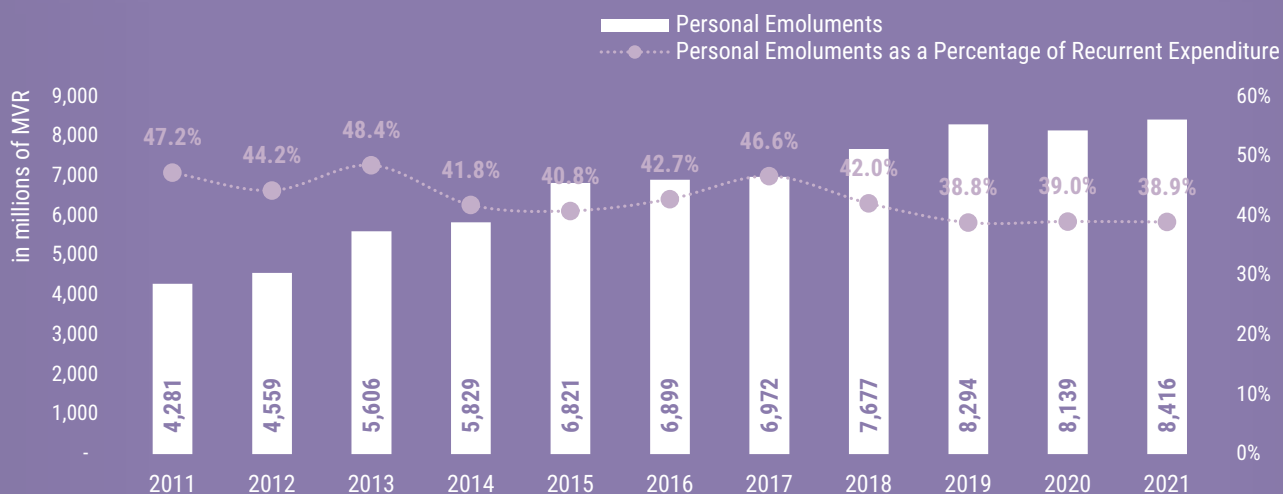
Chart 5.1: 2021 Budget Components



Source: MoF

Personal emoluments have been the area which incurs the highest level of expenditure even for the previous years. Chart 5.2 demonstrates the cost incurred for personal emoluments from 2011 to 2021 showing that over the past 10-year period, expenditure increased significantly over time. Consequently, this expenditure doubled in 2020 compared to 2011 levels, amounting to MVR 4.3 billion. On average the personal emoluments make up about 43% of the recurrent expenditure over the past 10 years.

Chart 5.2: Expenditure on personal emoluments and its share of total recurrent expenditure between 2011 and 2021

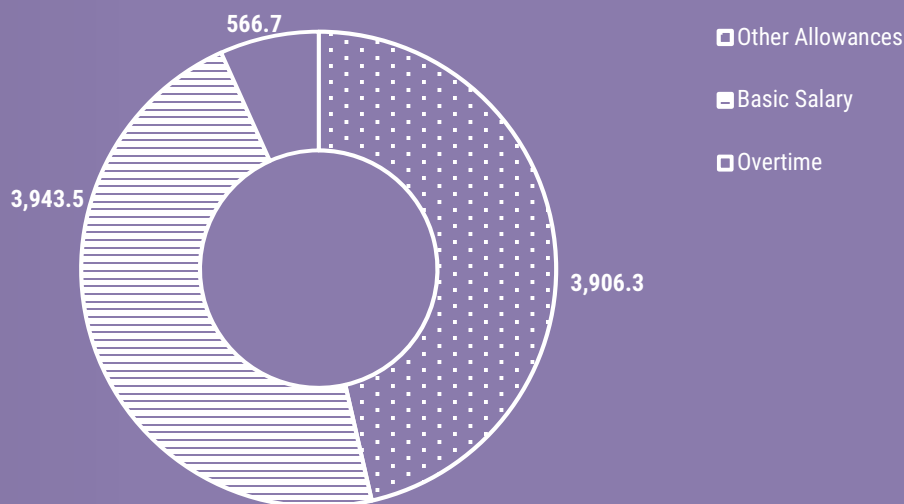


Source: MoF

a) Distribution of Personal Emoluments

Chart 5.3 illustrate the personal emoluments approved for 2021. The expenditure budgeted for salary and wages, and the allowances are on a similar level which is approximately MVR 3.9 billion as demonstrated in the chart below. For the overtime MVR 566.7 million is budget for the 2021.

Chart 5.3: Distribution of Personal Emoluments in the 2021 Budget



Source: MoF

Table 5.1 illustrates the average increase in the total personal emolument budget and its breakdowns on average over the past 10 years. Over the past the 5 years the personal emoluments have increased by 3.7 per cent per year and 7.1 percent on average over the past 10 years. When putting emphasis of single segments, the area which expenditure has increased the most is the allowances with an average increase of 5.8 percent

each year. The lockdown and the adjustments made to the work time due to the Covid-19 contributed to the lower rate of increase in the five year average. If the year 2020 is not taken into consideration the overtime would still be area which has the highest level of increasing expenditure. And when comparing with the past 10 years the overtime would still be area which has highest increase which makes up to an average 12.9 per year.

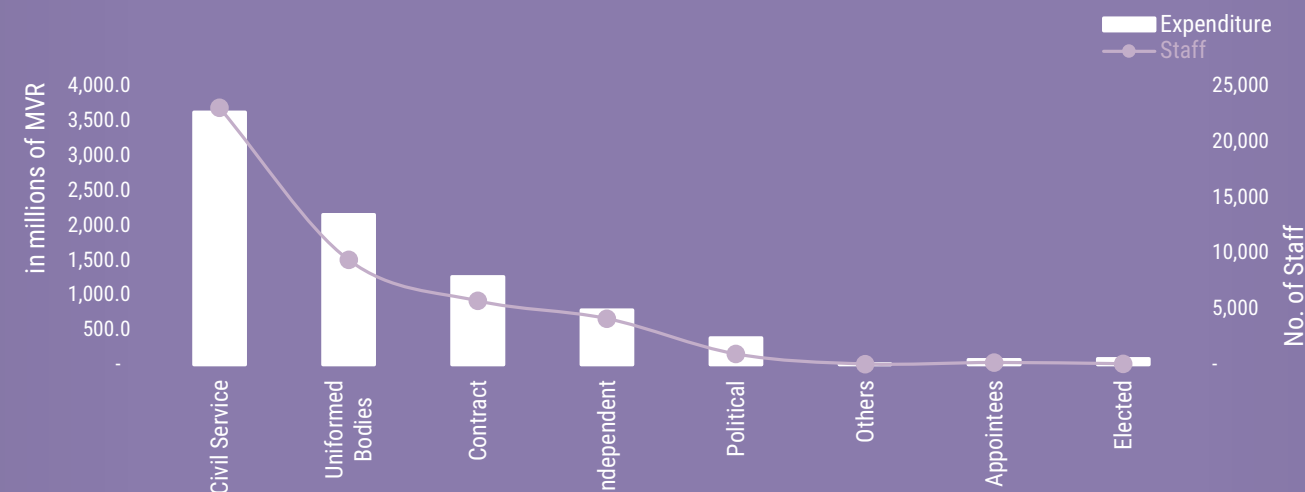
Table 5.1: Components of Personal Emoluments

%	Overtime	Salary	Allowance	Total Personal Emoluments
5 Years Average	-2.0	2.8	5.8	3.7
10 Years Average	12.9	5.4	8.8	7.1

b) Distribution of Personal Emoluments by Sectors

Chart 5.4 illustrates the count and expenditure pattern distribution across different sectors approved for the 2021 Budget. Civil Servants make up the largest allocation amounting to MVR 3.6 billion for 23,034 employees. Uniform bodies have 9,399 staff budgeted for which adds up to a total of MVR 2.2 billion. And contract staff jobs include 5,728 people costing up to MVR 1.3 billion.

Chart 5.4: Distribution of Personal Emoluments and Count of Staff by Sector



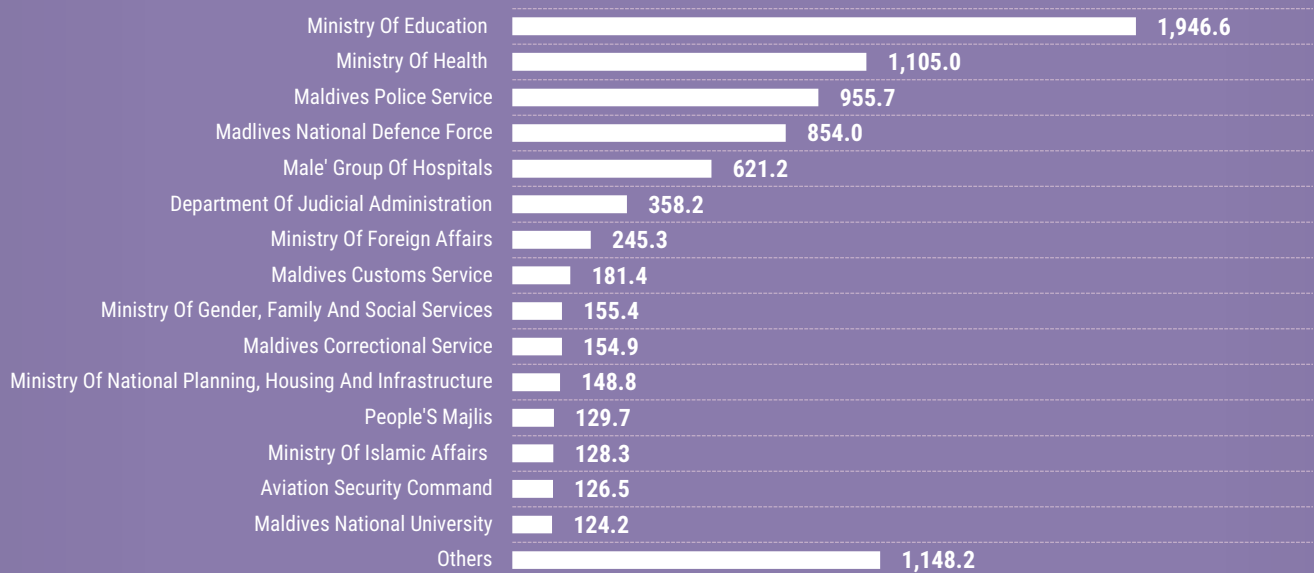
Source: MoF

c) Distribution of Personal Emoluments by Agencies

Chart 5.5 shows personal emoluments distribution to different government agencies for the year 2021. The chart lists the top 15 organizations that would take up the highest expenses. While 86 percent of personal

emolument expenses realize, this figure is 65 percent for the top 5 agencies. These organizations are the Ministry of Education, Ministry of Health, Maldives Police Service, Maldives National Defence Force, and Male' group of hospitals.

Chart 5.5: Distribution of Personal Emoluments by Agencies (top 15 agencies with highest expenditure)



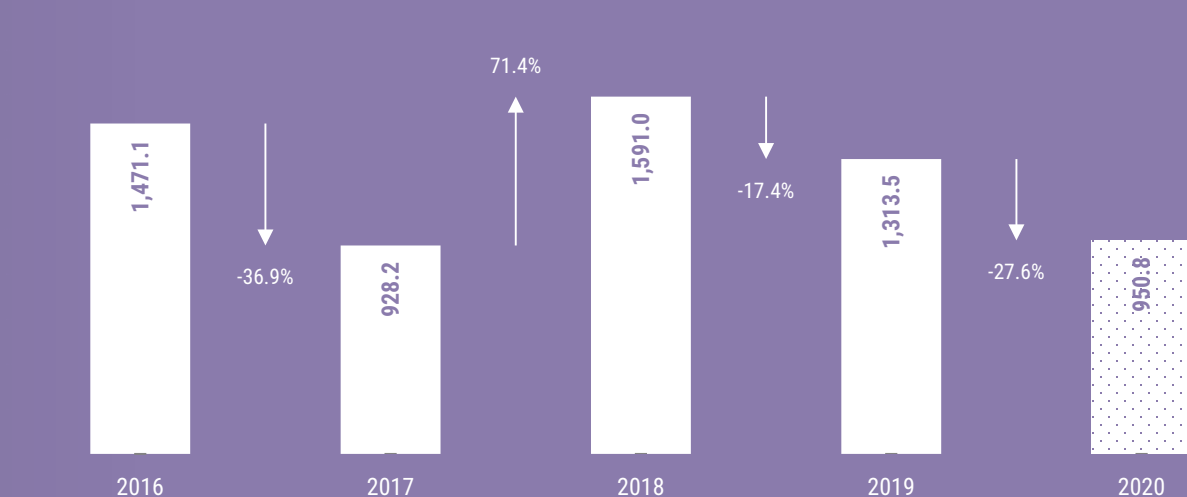
Source: MoF

Information Box 6: Government Expenditure on the National Health Insurance Scheme

The “Husnuvaa Aasandha” is the national social health insurance scheme of the Maldives which was developed to provide free medical services to all Maldivian citizens, regardless of their socioeconomic status. The scheme had facilitated the provision of essential health services required for the nurturing of a healthy and productive nation. The scheme had significantly reduced the out-of-pocket health care expenditure by citizens and eliminated the culture of seeking financial assistance from wealthy individuals to finance health care expenses. In addition to doctor’s consultations, this scheme covers expenses related to medical diagnostics as well as prescription medicines and medical treatments. It also covers all the expenses related to transporting patients requiring health services not available at their existing location to facilities across the country, as well as transporting patients requiring treatment not available in Maldives, abroad.

The government spends a large portion of the national budget on the Husnuvaa Aasandha health insurance scheme. The chart below shows government’s expenditure on Aasandha from 2016 to 2020. Even though the expenditure on Aasandha has varied over the past five years, at least MVR 800 million a year is spent on the Aasandha scheme from the national budget.

Chart 6.1: Health Insurance Budget Expenditure



Source: MoF

Aasandha scheme is indeed a tool to promote health and wellbeing of the population as it facilitates free healthcare for all. This universal health insurance scheme also provides people with financial security, and the assurance that one will not go bankrupt in financing health expenditures. However, the potential for waste in implementing such a scheme should be acknowledged. Furthermore one should acknowledge that currently the Aasandha system creates perverse incentives that leads to increases in the cost of implementing

In the medium term, as the development of regional hospitals will particularly reduce the transportation expenditure, through Aasandha. Enhancing the efficiency of Aasandha is also key to creating fiscal space, which could be utilized towards more productive endeavours.

Transport

Access to reliable transportation through a ferry network is a vital service in enhancing mobility of citizens, provide goods and services and access job opportunities. One of the keystone projects on this in the 2021 budget is the establishment of a high-speed ferry services in the northern region of Maldives. Furthermore, the budget includes plans to develop “Central Ferry Terminals” in Sh. Funadhoo and Fuvahmulah.

One of the main goals of the current administration in the transport sector is to provide access to an airport via speedboat in under half an hour, to at least 90 percent of the population by 2023. As such the 2021 budget includes 6 projects for regional airport development, that are currently on-going or in tendering phase. This includes Ha. Hoarafushi, HDh. Kulhudhuffushi, Sh. Funadhoo, N. Maafaru, GDh. Maavarulu, and GDh. Faresmathoda. Furthermore, there are plans to commence regional airport development projects in further islands in 2021.

In addition to domestic airport development, there are also plans to upgrade Hanimaadhoo International Airport and Addu International Airport in 2021. These projects will help to foster tourism and economic activity in their respective regions.

Health Services

Access to good quality health services across the nation is necessary to alleviate the burden on citizens that are required to travel to Male’ for medical treatments. In 2020 significant progress were made in building and equipping 5 tertiary standard hospitals in Regional Urban Centres across the nation and the 2021 budget includes allocations to continue these projects. As such the budget makes allocation for the development of tertiary hospitals in HDh. Kulhudhuffushi, L. Gan, GDh. Thinadhoo and the Addu Equatorial Hospitals. In addition, the 2021 approved budget includes plans to develop a specialist cancer hospital in L. Gan. Moreover, the budget includes allocations for enhancing the standard and expanding the services offered in health centres, atoll hospitals, and regional hospitals across the country.

Increasing Economic Activity

The 2021 approved budget includes plans to develop tourism zones in 5 areas of Addu City with Indian Government grant funding. These projects will help to increase tourism bed capacity in Addu City and increase demand for international flights at Addu International Airport.

Information box 8: Process for determining local councils block grant

With the 8th amendment to the Decentralisation Act (No.07/2010) that was ratified in 2019, many changes were brought to financially empower local councils and enhance the operational autonomy of the councils. Clause 79 of this law, mandates the Ministry of Finance to allocate grants to island councils, atoll councils and city councils through a formula determined by the Ministry, to finance the administrative expenses, expenses for service provision and development projects implemented by the councils. Under this clause, the total amount of block grant allocated from the budget is the total of:

- At least 5 percent of total revenue estimated in the budget approved by the People's Majlis for that year
- 40 percent of rental income received from land, reefs and lagoons that are not under the purview of the councils.

The total block grant is apportioned among island councils, atoll councils and city councils in the following proportions

- 70 percent to island councils
- 10 percent to atoll councils
- 20 percent to city councils

Block grant is apportioned to the individual councils in two ways: through an equalisation grant and an amount determined by the fiscal formula. 'Equalisation grant' is an amount distributed equally among the councils to ensure that no council receives an insufficient amount of managing operations. Following table shows the proportion of budget allocated as 'equalisation grant' for island councils, atoll councils and city councils, respectively.

Table 8.1: Proportions of equalisation grant among councils:

Variable	Island	Atoll Council	City Council
Equalisation Grant	20%	50%	10%


Information box 9: Government Spending on Indirect Subsidies

Indirect subsidies are subsidies that do not have a target person or business and of which the benefit is enjoyed by everyone who use or buy the subsidised product or service. The indirect subsidies currently given from the budget include:

- Food Subsidy: subsidy to reduce consumer price of staple foods
- Subsidies to reduce electricity prices. This includes:
 - Fuel subsidy: subsidy to reduce cost of fuel used by electricity producing companies
 - Electricity subsidy: revenue loss recovery subsidy, to compensate electricity producers for the loss in revenue from selling a unit of electricity below a cost recoverable unit price.
- Waste Management Subsidy: subsidy to reduce the price of waste disposal service provided by Waste Management Corporation (WAMCO)
- Public Ferry Operation Subsidy : subsidy to operate the public ferry services

Chart 9.1 below shows the subsidy payments projected for 2021 in the approved budget. The biggest spending on indirect subsidies are projected to be on electricity subsidy and food subsidy.

Chart 9.1: Indirect subsidy budgeted for the year 2021



Source: MoF

Food Subsidy

Of the budget allocated for food subsidy, 99.9 percent of the budget is allocated to reimburse the losses for State Trading Organisation (STO) from selling staple foods (rice, sugar and floor) at the controlled prices, which are set below the actual market prices. The purpose of the subsidy is to reduce the prices paid by consumers on these essential food items. The rest of the budget, a very small percentage, is allocated for cash transfers through National Social Protection Agency, to needy households.

Chart 9.2 presents the expenditure on food subsidy in recent years. Expenditure on food subsidies in the past five years was on average MVR 300 million. However, the exact amounts varied over the years due to the changes in the subsidy regime. In October 2016, when the control price (price ceiling) on staple food were raised, the loss recovery paid to STO reduced by 41 percent in 2017. However, the lowering of the control price again in 2018, increased the expenditure on food subsidies in that year. In the year 2019, MVR 321 million was spent on food subsidies. Although MVR 254 million was budgeted for food subsidies in the year 2020, MVR 268 million was already spent by the end of September and currently it is estimated that by the end of the year MVR 338.1 million would be spent on food subsidies. For the year 2021, a budget of MVR 365.6 million has been approved for food subsidies.

Chart 9.2: Expenditure on Food Subsidies

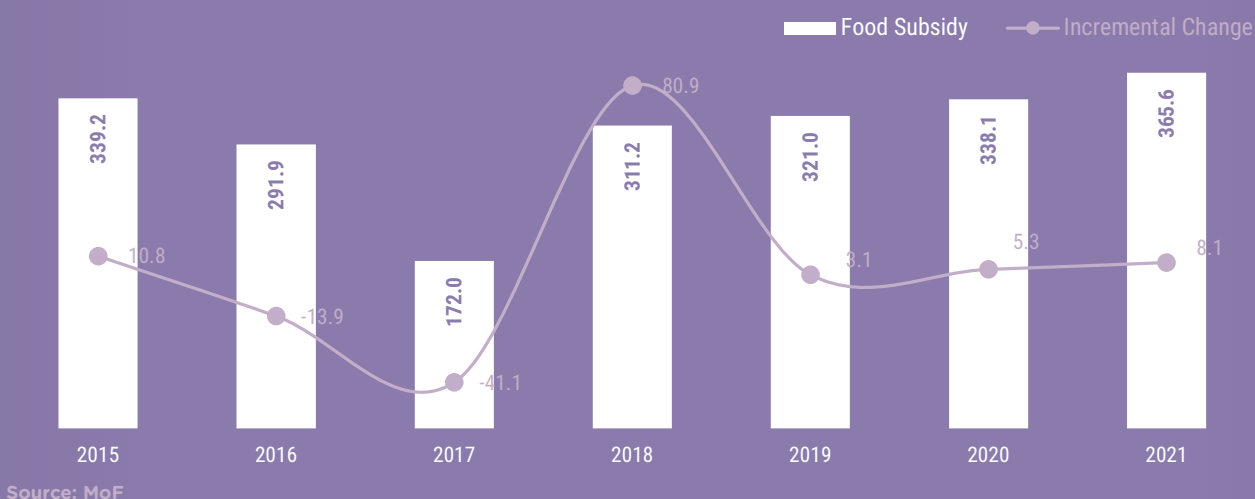


Chart 9.3 gives the breakdown of the expenditure in 2019 for each of the 3 staples. It shows that over half of the total expenditure was on rice while the remaining was expended, roughly a quarter each, on flour and sugar.

Chart 9.3: Distribution of food subsidy expenditure in 2019 by product

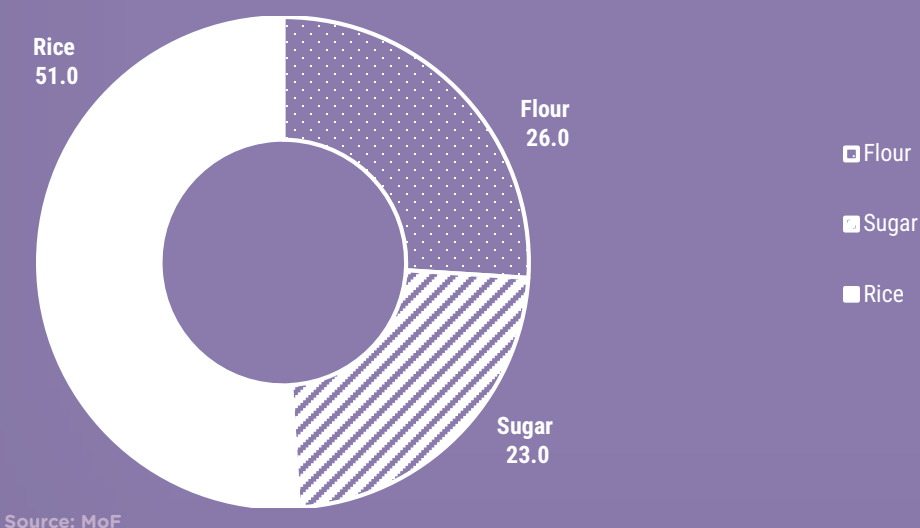
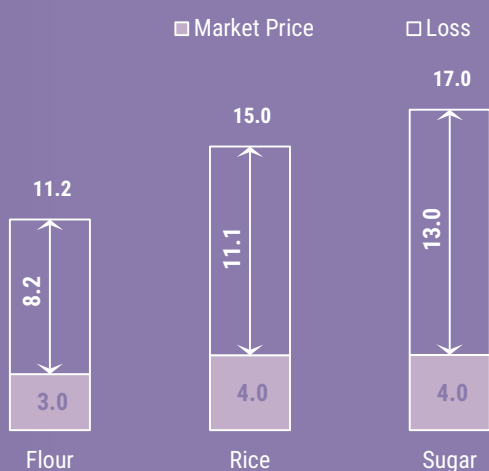


Chart 9.4 illustrates the difference between the control price and market price of staples for the year 2019. It shows that the largest gap between the control price and market price currently exists for sugar. For every kilogram of sugar sold, a loss recovery subsidy of MVR 8.99 had to be paid to STO.

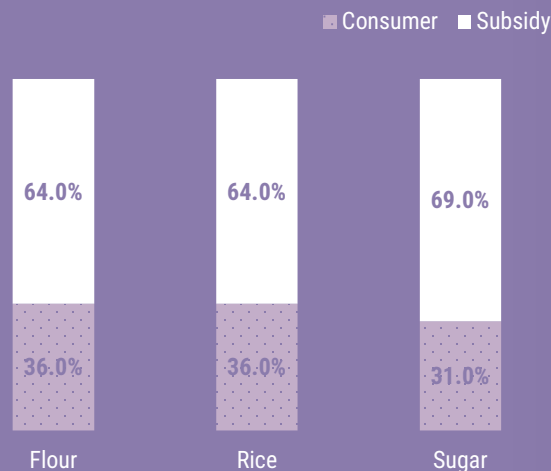
Chart 9.5 shows the proportion of price of staple food covered by the food subsidy and the consumer, respectively. In this comparison also, with 69 percent, sugar has the highest proportion of its price covered by subsidy, while this proportion is at 64 percent each for rice and flour.

Chart 9.4: Difference Between Control Price and Market Price of Staple Food



Source: STO

Chart 9.5: Proportion of Staple Food Price Covered by Food Subsidy and Consumer



Source: STO

Subsidies to reduce electricity prices

Indirect subsidy is given in two ways, to reduce the price of electricity:

- Electricity subsidy: reimbursement for revenue loss to the electricity producing company, as the current tariff rates are set below the cost of producing a unit of electricity.
- Fuel subsidy: reimbursement of losses to STO for selling fuel to electricity producers-STELCO, FENAKA and MWSC at a fixed price below the market rate.

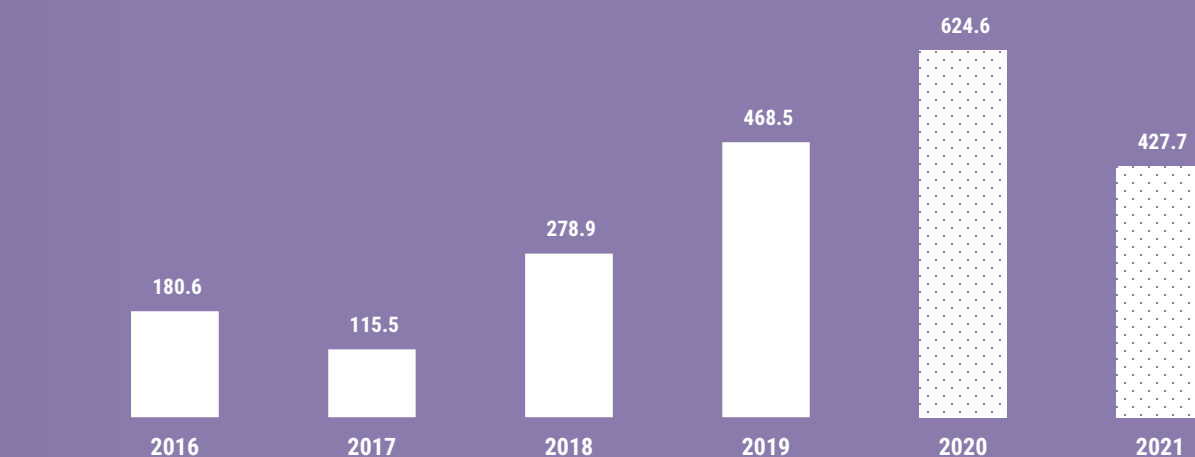
Electricity subsidy

The tariff rates approved by the Maldives Energy Authority is lower than the cost of producing a unit of electricity. As a result, the government provides STELCO, FENAKA and MWSC subsidies in the form of revenue loss recovery. Chart 9.6 shows the expenditure on electricity subsidies in recent years. With the changes to tariff rates brought during the past years, annual expenditure on electricity subsidy varied significantly year

on year. In 2016 increase in approved tariff rates, reduced the expenditure on electricity subsidy substantially. However, the lowering of the approved tariff rates and a reinstatement of electricity subsidy in 2018 led to an increase in electricity subsidy expenditure in that year. Harmonization of household tariff rates across the country and business tariff rates in the atolls in 2019 further increased the expenditure on electricity subsidy in that year. While MVR 350 million was budgeted for electricity subsidy for 2020, due to a discount of 40%

Chart 9.6: Expenditure on Electricity Subsidies

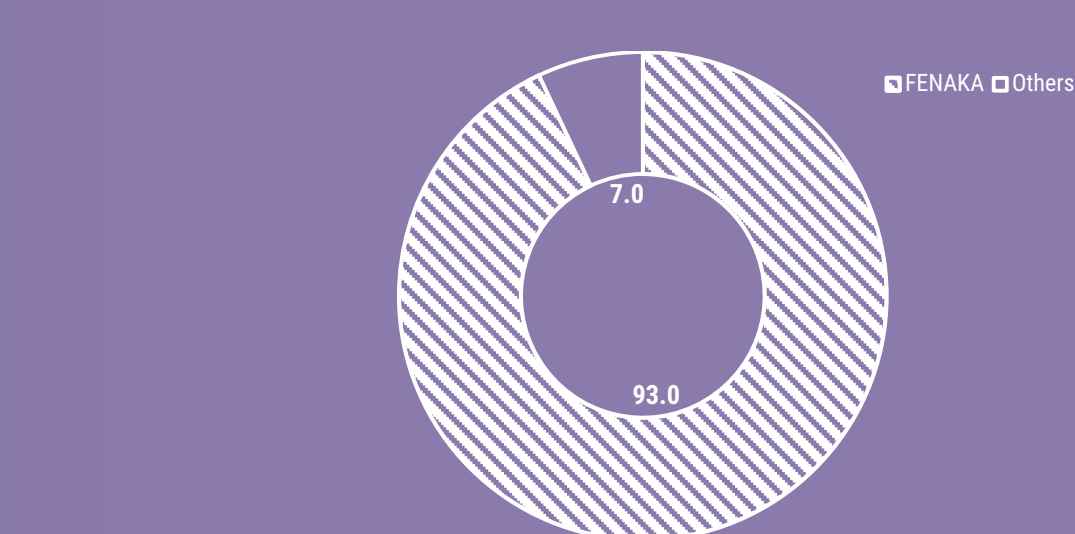
in millions on MVR



Source: STO

from the electricity bills of households granted for a three-month period owing to the COVID-19 crisis, and due to the failure to implement planned reduction in expenditure on electricity subsidy for the year, it is estimated that MVR 624.6 million will be spent on electricity subsidy by the end of 2020. For the year 2021, MVR 427.7 million is allocated for electricity subsidies.

Chart 9.7: Distribution of Electricity subsidy for the year 2019



Source: MoF

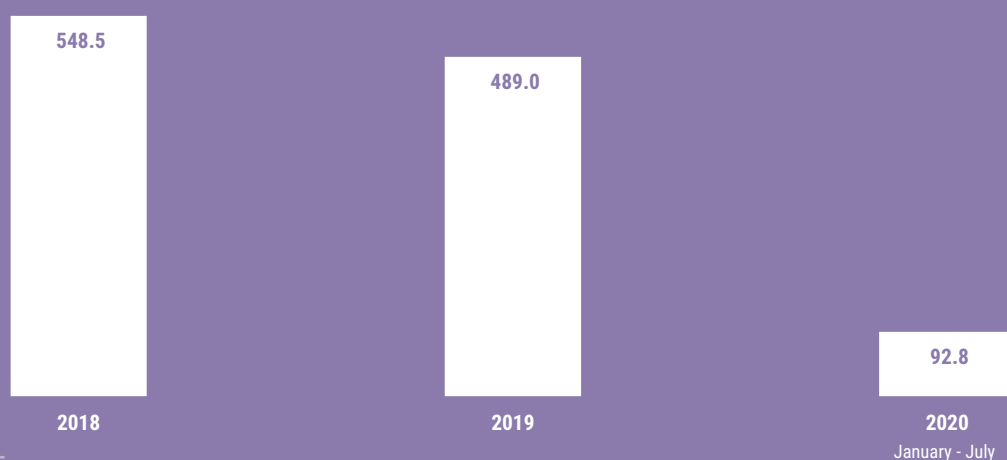
Chart 9.7 shows the distribution of the electricity subsidy expenditure by electricity producers in 2019. The majority of subsidy was paid to FENAKA as revenue loss recovery in 2019. MVR 435 million was spent to cover FENAKA's revenue loss in 2019. This represents 93 percent of the total expenditure on electricity subsidy for that year.

Fuel subsidy

To prevent a hike in cost of producing electricity due to a hike in fuel prices, the price of diesel supplied to electricity producers by STO is sold at a fixed prices. Hence, if the market price of diesel is higher than the fixed price, the difference between the market price and the fixed price is reimbursed to STO as a subsidy. Since 01 March 2019, the fixed price of diesel supplied by STO to utility companies have been reduced from MVR 8.00 to MVR 7.60 per litre.

The price of fuel has been elevated in the international markets in the last two years. As such, while the price of crude oil in 2018 was at an average price of USD 70 per barrel, in the year 2019 it was at an average of USD 64 per barrel. As the expenditure on the fuel subsidy depends on the price of crude oil in the international markets, on average of MVR 518.7 million was paid to STO as fuel subsidies in the past two years. By end of July 2020, MVR 92.8 million was expended on fuel subsidies. As price of crude oil has fallen drastically this year (price of crude oil is at an average of USD 40 per barrel at the time of writing this article), expenditure on fuel subsidy has dropped significantly. As oil prices in the international markets in the year 2021 are expected to remain stable at the prevailing rates, the government does not anticipate the need to pay fuel subsidies in the coming year.

Chart 9.8: Fuel subsidy paid to STO



Source: MoF

Information Box 10: Fiscal Risk from SOEs

Budgetary Expenditure on SOEs

State Owned Enterprises (SOEs) play a significant role in Maldivian Economy and contribute to a significant proportion of employment and GDP. SOEs are defined as business enterprises in which the Government holds a full or a majority stake. They are generally the vehicles through which the Government conduct direct business activities. SOEs are engaged in wide range of business activities and have their presence in almost all the industries operating within the economy.

There are currently 32 operating SOEs, out of which 22 are entirely owned by the Government. Six of the SOEs have their shares listed in Maldives Stock Exchange.

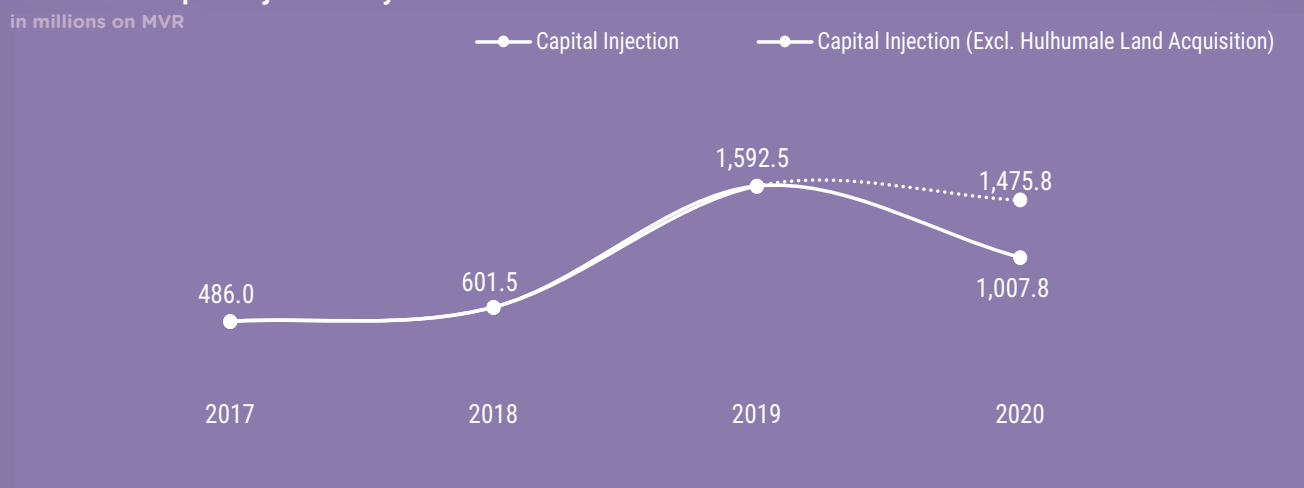
The key objective of having a SOE operating as a corporatized entity should be to manage the affairs of the company in a profitable manner. Whilst the Government has established several SOEs for various reasons, many of them are not able to meet their expenditure from the revenue they earn. The revenue earned by the Government from SOEs in form of dividend, the share of profit distribution, is less than the total amount that the Government spend from the budget to sustain some of the SOEs.

The expenditure incurred from the Government budget on SOEs, often, were in the form of capital injections provided for SOEs to meet their operational expenses. Fiscal support has also been provided to some of the SOEs to manage the cash flow difficulties resulting from the higher loan repayments for the debts they had taken over the past few years. Additionally, Government also provides subsidies to some of the SOEs to maintain the price of goods or services at a particular level. As such, Government has been providing subsidies to sustain the price of fuel, electricity, water, and waste management.

The Government budgeted a total of MVR 2.05 billion for the year 2020, to be disbursed as capitals to SOEs. This is including a total of MVR 1 billion allocated in the special budget to purchase land from Hulhumale'. The purchase of land is partly to support HDC with its cash flow difficulties. A total of MVR 1.48 billion, including MVR 0.47 million spent to purchase land from Hulhumale', were disbursed to SOEs as at the end of August 2020. This is 72 percent of the total budget allocation for capital contribution for the year. The capital injected to support SOEs during 2019 was MVR 1.59 billion.

Chart 10.1: Capital Injections By The Government

in millions on MVR



Source: MoF

The proposed Budget for the Year 2021 includes MVR 1.6 billion for the purpose of providing capital injections to newly formed SOEs, to SOEs having difficulty in meeting their operational expenses, and to SOEs who are struggling to meet their cash flow requirements for various different reasons.

Table 10.1: Capital Contributions to SOEs

in millions on MVR

2020 Budget	2020 as at end of Aug	2021	2022	2023
2,052.1	1,475.8	1,583.8	815.9	726.2

Note:

A budget allocation of MVR 1 billion was allocated to Purchase Land from HDC. The actual purchase up to end of August 2020 is MVR 467.9 million. Include the operational Expenses on PSM (Code: 223999)

Source: MoF

To maintain the price of certain essential goods and services low, an amount of MVR 917 million is included as subsidies in the budget proposed for 2021. A total of MVR 974.8 million has been spent as subsidies as at the end of August 2020. This is an increase over the MVR 796.2 million the Government spent as subsidies during the year 2019. The budget for 2021, in addition to the regular revenue loss subsidies for the staple food, electricity services, and waste management services, included MVR 94 million to compensate MTCC to maintain a lower fare on the ferry services provided in outer atolls. (Table 10.2)

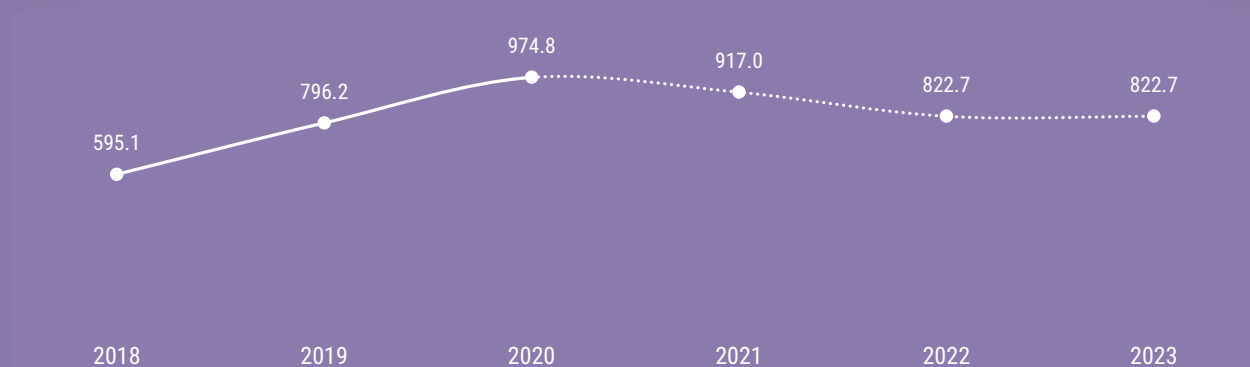
Table 10.2: Capital Contributions to SOEs

Company	2021	2022	2023	Purpose of Capital Injection
PSM (Capex)	71.0	20.0	20.0	Capital Exp for PSM
PSM (Opex)	70.0	65.0	60.0	Operational Exp for PSM
MMPRC (Opex)	154.2	154.2	154.2	Government Tourism Promotion Budget
Hajj Corporation	3.0	3.0	-	To gap the operation losses of the Company
Sports Corporation	5.0	-	-	To meet operational Expenses, No stablished revenue sources
MITDC	3.0	-	-	To meet operational Expenses, No stablished revenue sources
WAMCO	51.7	-	-	To meet the investment need of the Company
BCC	11.0	15.0	15.0	To meet operational and Capital Expenses of the Company
KACL	18.0	18.0	1.8	To gap the operation losses of the Company
Aasandha	45.0	40.0	40.0	The business model requires the Government to fund operation
MFMC	37.0	37.0	-	To meet the operational expenses of MFMC and its subsidiary AgroNat
SDFC	400.0	-	-	Seed capital to establish a sustainable lending portfolio for SMEs
AIA	120.0	60.1	60.1	To meet the cashflow requirment, due to lower revenue base
FDC	26.9	30.0	-	To meet operational Expenses, No stablished revenue sources
Steclo	250.6	250.6	250.6	TO support the investment for expansion of electricity generation capacity
IAS	200.0	-	-	To gap the losses suffered and sustain company from the impact of Covid 19
TradeNet	7.5	13.0	14.5	To meet operational Expenses, No stablished revenue sources
Regional Airports	110.0	110.0	110.0	Budget for Regional Airports allcated to the company with the new corporatization
TOTAL	1,583.8	815.9	726.2	

The Government is committed to review and restructure the business model, during 2021, of those SOEs that do not make enough revenue to sustain their operation. Those SOEs that cannot be structured into a sustainable business model would be put up for liquidation, with the activities undertaken by those SOEs being merged with existing Government institutions. The Government is also committed to introduce a comprehensive well-defined process for setting up new SOEs or corporatization of the existing government functions. Strengthening of the corporate governance surrounding the whole SOE sector would be another target of the Government during the year.

Chart 10.2: Subsidies Provided to SOEs To Maintain Low Price

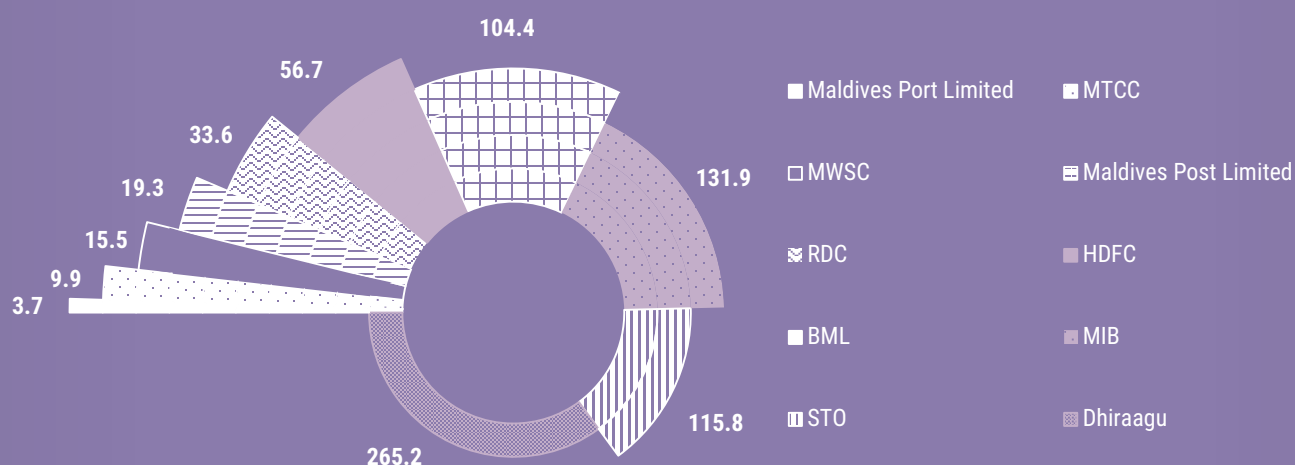
in millions on MVR



Dhiraagu is expected to continue as the largest contributor of Dividend even in 2021, although the contribution is expected to be only about 36 percent of the total dividend. MWSC and BML is expected to continue paying a significant amount of dividend. Additionally, the newly formed Road Development Corporation has provided a forecasted dividend of MVR 104 million for the year 2021. MACL is expected to start paying dividend from 2022, and become the largest contributor of the dividend, contributing more than one third of the total dividend, from 2022 onwards.

Chart 10.4: Projected Dividends by SOEs in 2021

in millions on MVR



Source: MoF

The government plans to take additional measures during 2021 on reducing the spending on SOEs from the Government budget. This would include bringing reform to the governance revolving around SOEs and restructuring the SOEs as well as liquidation of certain SOEs, where necessary. Although the dividend received from SOEs is less than the total spending on SOEs from the budget as at the date, the Government, as a result of the reforms, expect to turn the situation around positively in 2023, having a surplus dividend over the spending on SOEs.

Table 10.4: Net Impact of SOEs on the Government Budget

in millions on MVR

	2018	2019	2020	2021	2022	2023
Dividend from SOEs	593.9	597.6	434.6	756.2	1,194.7	1,510.8
Capital Injections/Operational Expenses	601.5	1,592.5	1,475.8	1,583.8	815.9	726.2
Subsidies	595.1	796.2	974.8	917.0	822.7	822.7
Total Expenditure on SOEs	1,196.6	2,388.7	2,450.5	2,500.8	1,638.6	1,548.9
Surplus/(Deficit)	-602.8	-1,791.0	-2,016.0	-1,744.6	-443.9	-38.1

Source: MoF

Information Box 12: Innovative Financial Instruments for Maldives

What are Green, Blue, and Social bonds?

Green bond is a debt security issued to acquire financing for climate change and environment related projects.

Blue bond is also a debt instrument issued to seek financing for ocean-friendly projects that promotes protection and sustenance of marine life.

Likewise, Social bond is a debt instrument issued to seek financing for projects that promote society's well-being.

In addition to the normal terms of a general bond (such as price, maturity, coupon, etc), these bonds require an assessment to determine the benefit to the economic area the bond-financed projects are earmarked on. These bonds are normally referred to as Sustainability Bonds. During the year 2018, about USD 212 billion of Sustainability Bonds were issued in the financial markets. This is a 450 percent increase when compared to five years ago. Sustainability Bond investors are somewhat different from the other bond investors in the market. The main objectives of issuing such a bond are, in addition to achieving targeted social and environmental goals, the ability to negotiate a lower coupon rate through such commitments to achieve goals.

Why issue Green, Blue, and Social bonds

- Because this is an additional innovative financing model for financing projects related to climate change, protection and sustenance of environment, ocean and marine life, and projects that promotes society's wellbeing.
- This is an opportunity to seek additional investors from the global market.
- Maldives being a vulnerable country to environmental and climate change, and 99 percent of Maldives being the ocean, it would be an effort reasonable to the investors and other international bodies that will in return help in negotiating a reasonable bond price.

ocean and marine life, and project that promotes society's wellbeing, at a reasonable cost

- Creates additional financing opportunities for the private sector
- Maldives will be promoted as a climate-focused, environment-friendly nation and gain the acceptance of the international community.

minimize turn-around time and overall costs for shipping lines, which would be reflected in the form of lower prices of goods and services.

- The domestic quay in Gulhifalhu will not only provide sufficient space for vessels transporting goods to other islands but will also be located in close proximity to warehouses, resulting in efficient distribution at significantly lower costs.

It is estimated that this project, which started in 2020, will be completed in 2023.

Greater Male' Connectivity Project

The Greater Male' Connectivity Project (GMCP) consists of a number of bridges and causeway network linking Male', Villingili, Gulhifahu and Thilafushi that span 6.7km. The project will be an economic engine and lifeline connecting Male', Velana International Airport and Hulhumale with the proposed international Gulhifahu Port and the Thilafushi Industrial Zone. This is a high visibility project which will be the single-largest connectivity and infrastructure project to be implemented in the Maldives.

Once completed, this landmark project will streamline connectivity between the four islands, thereby promoting economic activity, generating employment and fostering holistic urban development in the Male' region. It would ease much of the pressure of the main capital island of Male' for commercial and residential purposes. In addition, it would develop the transportation system, thereby making it easier to lift cargo from one place to another.

This project will be financed by a loan issued by Export Import Bank (EXIM) of India. EXIM Bank, on behalf of the Indian government, has signed a USD 400 million credit line agreement with Maldives to fund the GMCP.

It is estimated that this project, which started in 2020, will be completed in 2024. A sum of MVR 468.9 million has been allocated in the budget for this project for 2021.

Developing five tertiary level hospitals in five regions

According to the Government's Strategic Action Plan 2019 – 2023, in order to improve the health sector and deliver the best possible medical treatment to the patients, the development of tertiary level hospitals has been underway in five regions that have been designated as regional urban centres. Addu Equatorial Hospital has been established in Addu City, and has already started providing services. In addition to obtaining medical equipment to introduce further healthcare services, the development of new tertiary level hospitals in R.



2

Budget Approved by Majilis

2.1 APPROVED BUDGET 2021

(IN MVR)

	2021 Approved
Total Budget	34,922,716,599
Office Total Budget	28,034,161,826
S01 Presidents Office	171,186,052
S02 People's Majlis	177,866,620
S04 Department of Judicial Administration	502,415,839
S03 Judicial Service Commission	18,124,830
S05 Elections Commission	76,116,934
S06 Civil Service Commission	26,161,617
S07 Human Rights Commission	26,927,889
S08 Anti-Corruption Commission	38,717,101
S09 Auditor Generals Office	81,795,000
S10 Prosecutor Generals Office	61,301,754
S11 Maldives Inland revenue Authority	99,761,141
S12 Employment Tribunal	10,575,000
S13 Maldives Media Council	5,000,000
S14 Maldives Broadcasting Commission	11,200,000
S15 Tax Appeal Tribunal	10,805,920
S16 Local Government Authority	74,534,645
S17 Information Commisioners Office	4,500,000

		2021 Approved
S18	National Integrity Commission	9,406,984
S44	Family Protection Authority	9,383,760
S35	Attorney Generals Office	58,772,006
S56	Maldives International Arbitration Centre	6,000,000
S57	Children's Ombudsperson's Office	5,000,000
S20	Ministry of Finance	60,582,201
S37	Special Budget	6,755,551,522
S38	Pension Budget	1,340,000,000
S21	Ministry of Defense	24,773,750
S55	Aviation Security Command	139,617,118
S45	Maldives National Defense Force	1,265,099,811
S53	National Disaster Management Authority	13,438,000
S47	Maldives Immigration	153,627,661
S22	Ministry of Home Affairs	101,611,643
S39	Maldives Police Services	1,477,803,636
S46	Maldives Correctional Services	328,127,368
S40	Maldives Customs Services	229,800,515
S23	Ministry of Education	3,035,082,056
S48	Ministry of Higher Education	628,277,202
S24	Maldives Islamic University	40,705,991
S25	Maldives National University	180,692,212
S26	Ministry of Foreign Affairs	346,756,718
S27	Ministry of Health	2,158,204,105
S58	Kulhudhuffushi Regional Hospital	184,595,783

		2021 Approved
S59	Addu Equitorial Hospital	192,473,027
S42	Male' Group of Hospitals	1,271,772,827
S41	National Social Protection Agency	1,199,688,894
S28	Ministry of Economic Development	356,498,856
S50	Ministry of Transport & Civil Aviation	60,284,989
S29	Ministry of Tourism	26,474,807
S30	Ministry of Youth, Sports and Community Empowerment	380,270,270
S52	Ministry of Arts, Culture and Heritage	58,207,638
S31	Ministry of National Planning and Infrastructure	2,404,481,140
S51	Ministry of Communication, Science and Technology	94,401,384
S32	Ministry of Fisheries, Marine Resources and Agriculture	99,919,061
S33	Ministry of Islamic Affairs	186,820,397
S34	Ministry of Environment	144,119,108
S36	Ministry Of Gender, Family and Social Services	327,374,613
S43	Councils	1,281,474,431

3

Budget Summary



3.1 PUBLIC FUND SUMMARY 2019-2023

(IN MVR)

	2019 Actual	2020 Revised	2021	2022 Approved	2023
Government Revenues	31,513,425,499	32,057,505,475	35,451,878,851	45,842,521,865	41,970,090,529
Consolidated Revenue Fund	28,103,014,249	23,690,632,430	22,645,467,763	27,886,725,546	29,050,980,320
Loan and Capital Works Fund	2,324,094,482	7,964,307,142	10,674,958,639	15,179,577,476	10,176,514,843
Advance Fund	-	-	1,395,289,687	1,788,792,034	1,537,081,047
Trust Fund	1,086,316,768	402,565,903	736,162,762	987,426,809	1,205,514,319
Total Budget	30,128,216,622	31,787,135,124	34,922,716,599	44,977,923,779	40,846,113,018
Consolidated Revenue Fund	23,127,972,800	21,894,067,863	21,899,879,286	21,556,350,275	21,708,752,535
Loan and Capital Works Fund	6,477,307,688	6,527,748,039	9,619,245,161	19,174,470,606	15,322,571,073
Advance Fund	-	942,842,070	2,676,764,118	3,115,470,370	3,099,210,249
Trust Fund	522,936,134	2,422,477,152	726,828,034	1,131,632,528	715,579,161

BUDGET SUMMARY AND FINANCING 2019- 2023

(IN MVR)

	2019 Actuals	2020 Revised	2021	2022 Approved	2023
Revenue and Grants					
Revenue - Government Departments	21,006,640,821	12,230,025,563	18,178,096,924	20,136,954,982	24,611,689,100
Revenue - Trust Funds	1,086,316,768	402,565,903	736,162,762	987,426,809	1,205,514,319
(-) Subsidiary Loan Repayments	(84,135,863)	(82,366,325)	(12,272,195)	(306,120,722)	(332,583,213)
Total Revenue	22,008,821,726	12,550,225,141	18,901,987,491	20,818,261,069	25,484,620,206
Foreign Grants - Grants and Donations (in Cash)	822,508,228	1,565,460,487	1,557,050,000	1,557,050,000	1,557,050,000
Foreign Grants - Project Grants	400,465,088	577,117,633	669,489,752	701,240,405	608,510,954
Total Grants	1,222,973,316	2,142,578,120	2,226,539,752	2,258,290,405	2,165,560,954
Total Revenue and Grants	23,231,795,042	14,692,803,261	21,128,527,243	23,076,551,474	27,650,181,160
Expenditure					
Domestic Budget Expenditure - Government Departments	27,413,286,167	27,942,272,535	29,429,451,513	38,006,877,288	32,336,517,450
Trust Fund Expenditure	522,936,134	2,422,477,152	726,828,034	1,131,632,528	715,579,161
Cash Grant Expenditure	37,674,425	21,771,591	24,616,052	21,958,360	21,958,360
Project Grant Expenditure	233,517,893	561,207,524	669,489,752	701,240,405	608,510,954
Loan Expenditure	1,920,802,003	839,406,322	4,042,901,796	5,078,208,321	7,131,210,576
0.1% Contribution to Political Parties	-	-	29,429,452	38,006,877	32,336,517
Total Budget	30,128,216,622	31,787,135,124	34,922,716,599	44,977,923,779	40,846,113,018
(-) Loan Repayment (Domestic)	(137,051,853)	(206,747,994)	(485,270,000)	(998,575,080)	(999,220,000)
(-) Loan Repayment (Foreign)	(987,495,693)	(931,459,000)	(984,649,000)	(5,359,218,000)	(1,574,893,000)
Contribution to International Financial Institutions	(8,939,035)	(21,272,852)	(21,268,131)	(21,730,731)	(21,730,731)
Total Expenditure	28,994,730,041	30,627,655,278	33,431,529,468	38,598,399,968	38,250,269,287
Budget Balance					
Total Revenue & Grants	23,231,795,042	14,692,803,261	21,128,527,243	23,076,551,474	27,650,181,160
(-) Total Expenditure	(28,994,730,041)	(30,627,655,278)	(33,431,529,468)	(38,598,399,968)	(38,250,269,287)
Overall Balance (Deficit) / Surplus	(5,762,934,999)	(15,934,852,017)	(12,303,002,225)	(15,521,848,494)	(10,600,088,127)
Primary Balance (Deficit) / Surplus	(4,222,121,875)	(14,226,798,971)	(9,834,637,260)	(12,806,208,977)	(8,019,609,012)
Overall Balance (Deficit) / Surplus	(5,762,934,999)	(15,934,852,017)	(12,303,002,225)	(15,521,848,494)	(10,600,088,127)
Interest on Loan repayment	1,540,813,124	1,708,053,046	2,468,364,965	2,715,639,517	2,580,479,115
Financing					
Foreign	936,133,701	6,455,730,509	9,020,819,887	9,119,119,071	7,993,110,889
Loan Disbursements	1,853,161,296	2,724,643,759	4,608,468,887	5,226,337,071	7,255,003,889
Multilateral / Bilateral Budget Support	-	-	1,542,000,000	1,542,000,000	771,000,000
Sukuk / Bond	70,468,098	4,662,545,750	3,084,000,000	6,168,000,000	1,542,000,000

	2019 Actuals	2020 Revised	2021	2022 Approved	2023
Green / Blue Bond	-	-	771,000,000	1,542,000,000	-
Less: Loan Repayment (Foreign)	(987,495,693)	(931,459,000)	(984,649,000)	(5,359,218,000)	(1,574,893,000)
Domestic	4,826,801,298	9,479,121,508	3,282,182,338	6,402,729,423	2,606,977,238
Domestic Securites and Loan	6,273,865,200	9,895,146,380	3,843,010,526	3,818,112,598	3,648,322,267
Sovereign Development Fund	-	-	-	3,392,400,000	-
Privatization Receipt	-	-	462,600,000	771,000,000	771,000,000
Susidiary Loan Repayment	84,135,863	82,366,325	12,272,195	306,120,722	332,583,213
Less: Loan Repayment (Domestic)	(137,051,853)	(206,747,994)	(485,270,000)	(998,575,080)	(999,220,000)
Transfers to Sovereign Development Fund	(1,385,208,877)	(270,370,351)	(529,162,252)	(864,598,086)	(1,123,977,511)
Contribution to International Financial Institutions	(8,939,035)	(21,272,852)	(21,268,131)	(21,730,731)	(21,730,731)
Total Financing	5,762,934,999	15,934,852,017	12,303,002,225	15,521,848,494	10,600,088,127

Memorandum Items

Nominal GDP (Millions MVR)	86,788	57,942	66,372	83,789	90,442
Real GDP (Millions MVR)	77,162	54,541	61,902	79,612	87,648
Total Debt (Millions MVR)	67,961	85,530	90,913	98,519	104,396
External Debt (Millions MVR)	22,030	29,960	38,118	40,033	46,848
Domestic Debt (Millions MVR)	32,227	40,409	40,889	47,528	47,960
Guaranteed Debt (Millions MVR)	13,704	15,161	11,906	10,959	9,587
As a % of Nominal GDP					
Total Revenues & Grants	26.8%	25.4%	31.8%	27.5%	30.6%
Total Expenditure	33.4%	52.9%	50.4%	46.1%	42.3%
Overall Balance (Deficit) / Surplus	-6.6%	-27.5%	-18.5%	-18.5%	-11.7%
Primary Balance (Deficit) / Surplus	-4.9%	-24.6%	-14.8%	-15.3%	-8.9%
Total Debt	78.3%	147.6%	137.0%	117.6%	115.4%
External Debt	25.4%	51.7%	57.4%	47.8%	51.8%
Domestic Debt	37.1%	69.7%	61.6%	56.7%	53.0%
Guaranteed Debt	15.8%	26.2%	17.9%	13.1%	10.6%

4

Government Receipts



4.1 TOTAL REVENUE AND GRANTS 2019 -2023

(IN MVR)

		2019	2020	2021	2022	2023
		Actuals	Revised	Approved		
	Tax Revenue	16,530,522,525	10,138,170,036	10,895,434,218	14,401,116,394	18,186,753,756
	Non- Tax Revenue	5,609,947,167	2,502,122,687	8,019,060,213	6,723,339,712	7,630,401,322
	Proceeds from Sale of Assets	20,574,822	10,607,477	14,801,993	14,960,050	15,080,737
	Grants	1,154,886,391	2,124,269,386	2,211,503,014	2,243,256,040	2,150,528,558
	Total	23,315,930,905	14,775,169,586	21,140,799,438	23,382,672,196	27,982,764,373
	(-) Subsidiary Loan Repayment	(84,135,863)	(82,366,325)	(12,272,195)	(306,120,722)	(332,583,213)
	Total Revenue and Grants	23,231,795,042	14,692,803,261	21,128,527,243	23,076,551,474	27,650,181,160
	TAX REVENUE	16,530,522,525	10,138,170,036	10,895,434,218	14,401,116,394	18,186,753,756
111	Import Duties	3,412,274,742	2,243,220,979	2,985,251,057	3,570,364,021	3,811,211,098
111001	Import Duty - Private Parties	3,410,555,380	2,242,293,762	2,984,088,252	3,569,177,960	3,810,001,316
111002	Import Duty - Government Agencies	1,719,362	927,217	1,162,805	1,186,061	1,209,782
113	Business and Property Tax	3,544,160,417	3,436,073,980	2,001,249,686	2,679,404,628	3,232,896,549
113002	Land Sales Tax	26,307,950	1,064,713	-	-	-
113003	Business Profit Tax	2,210,283,019	1,902,334,711	730,296,478	1,303,553,141	1,871,504,445
113004	Ownership Transfer Tax	5,139,700	-	383,500	383,500	383,500
113005	Bank Profit Tax	613,969,839	953,699,643	589,563,306	569,869,092	559,041,579
113006	Withholding Tax	688,459,909	508,682,454	585,758,020	697,101,936	697,101,936
113007	Income Tax	-	70,292,459	95,248,382	108,496,959	104,865,089
114	Goods and Services Tax	7,748,310,894	3,831,493,192	4,676,393,510	6,332,510,138	8,836,154,303
114001	Tourism Goods and Services Tax	4,903,401,491	1,957,560,602	2,640,188,842	4,183,433,542	6,244,494,344
114002	General Goods and Services Tax	2,844,909,403	1,873,932,590	2,036,204,668	2,149,076,596	2,591,659,959
118	Royalties	90,232,765	25,269,754	81,124,495	90,467,242	103,380,126
118001	Duty-Free Shop Royalty	90,092,169	25,176,406	35,935,425	43,018,719	53,559,177
118007	Fuel Re-Export Royalty	140,596	93,348	-	-	-
118008	Re-Export Royalty	-	-	45,189,070	47,448,523	49,820,949
119	Other Taxes and Duties	1,735,543,707	602,112,131	1,151,415,470	1,728,370,365	2,203,111,680
119001	Sale of Revenue Stamps	51,308,867	3,624,662	3,794,199	3,974,541	3,975,473
119002	Green Tax	850,615,155	321,429,402	616,551,387	856,680,858	1,071,106,752
119004	Airport Service Charges	731,095,991	268,087,903	531,069,884	867,714,966	1,128,029,455
119005	Remittance Tax	102,523,494	8,970,164	-	-	-
119999	Other Taxes and Duties	200	-	-	-	-

		2019	2020	2021	2022	2023
		Actuals	Revised	Approved		
NON-TAX REVENUE		5,609,947,167	2,502,122,687	8,019,060,213	6,723,339,712	7,630,401,322
121	Fees and Charges	1,737,588,159	831,849,687	1,625,033,320	2,130,691,078	2,505,439,735
121001	Company Annual Fee	16,621,278	12,887,296	15,132,164	15,758,630	15,646,179
121002	Restaurant, Café, Canteen Fee	2,217,350	41,462	22,392	23,311	24,322
121003	Non-Fisheries Vessel Fee	27,231,208	22,060,306	24,855,235	23,692,348	23,771,322
121004	Certificate Fee	13,776,545	3,733,834	12,795,643	13,303,369	13,834,829
121006	Survey Fee	2,865,629	1,692,176	2,223,494	3,057,305	3,149,024
121010	Bonded Warehouse Fee	5,658,483	3,069,713	4,764,439	5,002,661	5,252,794
121011	Release of Staff	5,625,195	1,964,893	4,802,250	4,898,295	4,996,261
121012	Form Printing Fee	2,285	252	-	-	-
121016	Recording Fee	39	-	-	-	-
121017	Sponsorship of Programmes	2,594,070	100,000	100,000	100,000	100,000
121018	Hire of Sound System	66,600	-	66,655	68,136	68,885
121019	Approval of Movies and TV Serials	29,385	-	28,334	29,751	31,239
121021	Driving Test Fee	2,992,390	764,436	2,388,552	3,284,259	3,382,787
121022	Seaman Watchkeeping Stamp	112,700	31,080	90,160	123,970	127,689
121024	Ship, Boat Numbers	1,009,720	365,460	1,039,219	1,091,180	1,145,739
121025	Landing Charges	309,290	-	1,438,069	2,639,813	2,771,804
121026	Handling Charges	874,329	-	-	-	-
121027	Birth Registration Fee	234,476	-	-	-	-
121028	Birth Certificate Issuance	114,440	-	-	-	-
121029	Parking Charges	96	-	-	-	-
121030	Disposal of Waste	55,300	200	2,500	2,500	2,500
121031	Market Fee	183,500	-	-	-	-
121032	Dividing Housing Plots	6,600	-	-	-	-
121033	Drawing Chart	9	-	-	-	-
121035	Providing Seal on Measuring Instruments	72,800	19,800	65,520	66,175	66,837
121036	Music and Cable TV at Exhibitions	1,818,805	560,199	1,766,095	1,783,756	1,801,593
121037	Passport Cancellation Fee	51,500	29,733	36,275	44,255	53,991
121039	Conducting Marriage Outside The Court	2,331,996	390,642	1,865,597	2,378,636	2,449,995
121040	Court Fee	547,881	156,219	438,305	558,839	575,604
121041	Photocopy Charges	383,846	108,723	303,959	386,160	398,858
121042	Telephone Call, Telex, Telefax Charges	44,700	10,933	35,760	45,594	46,962
121043	Sale of Tender Documents	2,602,777	845,313	290,000	290,000	290,000
121044	Billboard and Advertisement Charges	98,693	-	114,072	119,776	125,764
121046	School Fee	38,916	-	32,473	43,298	44,596
121048	Course Fee and Examination Fee	12,581,878	1,856,072	8,480,390	10,285,445	10,625,292
121049	Examination Paper Re-evaluation Fee	802,345	118,980	728,055	963,886	993,310

		2019	2020	2021	2022	2023
		Actuals	Revised	Approved		
121051	Approval of Advertisement	1,450	100	2,750	3,025	3,328
121053	Political Candidates' Deposit	2,074,500	3,339,000	-	-	-
121055	Property Maintenance fee	584,668	402,064	535,712	520,764	525,972
121056	Consultation Fee	17,717,759	2,656,386	19,735,651	20,869,085	22,079,245
121057	Medical Check-Up Fee	17,811,516	1,559,023	14,754,937	16,266,932	18,070,336
121058	Ambulance Fee	18,026,057	402,771	14,595,754	16,342,355	16,902,415
121059	Hospital Ward Fee	7,270,585	3,814,481	8,473,484	8,903,927	9,360,189
121060	X-Ray Fee	2,683,871	989,326	5,008,487	5,269,334	5,555,110
121061	Charges for Dental Services	662,126	237,865	771,443	811,447	853,591
121062	E.C.G. Fee	524,931	156,423	567,060	601,517	638,311
121063	Operation and Surgery Fee	1,194,960	674,594	4,143,310	4,352,487	4,585,188
121064	Charges for Laboratory Tests	19,272,735	15,277,712	38,813,149	40,913,254	43,135,201
121065	Health Record Issuance	64,554	2,667	30,044	32,901	36,037
121066	Dressing and Injection Charges	7,004,378	1,363,773	11,240,639	11,890,199	12,611,554
121067	Scan Fee	272,643	47,880	6,027,607	6,331,353	6,677,787
121068	Physiotherapy Fee	85,248	28,527	923,604	971,643	1,026,288
121069	Labour Fee	13,430	3,000	4,281	4,345	4,412
121071	Refraction Fee	50	-	-	-	-
121072	CT Scan Fee	-	-	754,454	792,177	835,287
121073	ID Card Issuance	7,888,759	2,070,027	3,106,345	4,659,300	6,988,132
121074	Sale of Ticket	1,723,093	295,051	1,345,625	1,504,545	1,531,588
121075	Sale of Pass	4,161,411	1,757,063	3,113,232	3,488,063	3,772,464
121076	Residential Permit	337,227,230	244,284,813	348,089,424	229,305,427	303,308,258
121077	Permission for air travel within Maldives	5,622,044	1,929,091	4,529,701	4,756,186	4,993,995
121078	Partnership Annual Fee	30,610	408,000	-	-	-
121079	Import Trade Fee	8,559,097	2,935	-	-	-
121080	Fees for Changing Name	61,340	-	5,686	5,743	5,801
121081	Electricity Charges Received	1,464,302	395,247	1,229,373	1,271,851	1,316,454
121085	Co-operative Society Annual Fee	6,200	5,200	2,200	2,200	2,200
121086	Co-operative Society Registration Fee	1,000	600	400	400	400
121088	Trade Registry Fee	1,957,300	1,282,907	1,235,969	1,223,610	1,211,373
121089	Foreign Investment Administration Annual Fee	1,719,140	2,088,669	2,757,600	2,757,600	2,757,600
121090	Processing charges	6,363,240	2,178,815	5,853,999	6,146,699	6,454,034
121092	lease period extension fee	306,800,000	153,730,016	-	-	-
121093	Construction period extension fee	33,813,250	-	-	-	-
121094	Airport development fee	733,697,545	270,370,351	529,162,252	864,598,086	1,123,977,511
121095	Corporate social responsibility fee	43,975,220	16,625,630	-	-	-
121096	Tourism Administration fee	4,596,000	-	-	-	-

		2019	2020	2021	2022	2023
		Actuals	Revised	Approved		
121098	Dermatology service	15,180	36,846	38,688	40,623	42,654
121099	Cardiac service	4,057,428	1,730,659	4,248,171	4,816,891	5,298,581
121100	Admission fee	35,045	19,933	28,641	31,505	34,655
121101	Light dues	2,908,871	2,990,300	3,054,315	3,207,030	3,367,382
121105	Quata Fee paid by Foreign Workers	-	-	157,066,667	243,040,000	262,600,000
121106	Revenue Fee	-	43,163,569	258,455,126	368,624,526	375,997,017
121999	Other Fees and Charges	31,682,339	4,720,651	91,421,933	166,292,700	167,101,209
123	Registration and Licence Fees	413,421,794	234,246,783	679,546,389	708,163,826	723,123,164
123001	Company Registration Fee	3,819,268	1,229,948	2,457,889	2,758,292	2,709,411
123002	Partnership Registration Fee	454,000	204,887	304,039	338,747	359,481
123004	Guest House Registration Fee	647,000	222,500	385,875	385,875	385,875
123005	Training Centre Registration Fee	35,205	9,720	22,000	19,300	19,500
123007	Dive School Registration Fee	165,000	80,000	76,875	89,531	118,750
123008	Club, Association Registration Fee	15,400	1,900	1,900	1,900	1,900
123009	Clinic Registration Fee	3,900	1,600	3,900	3,900	3,900
123013	Driving Licence Issuance	5,687,776	1,983,864	5,959,302	6,257,267	6,570,131
123014	Motor Vehicle Licence Fee	107,437,273	94,129,648	102,696,882	102,367,984	100,728,820
123015	Desalination Plant Licence Fee	41,000	7,000	41,000	41,000	41,000
123016	Telecom License Fees	230,319,013	104,794,650	506,231,417	521,324,313	535,207,193
123017	Registration Fee	2,506,280	999,424	2,618,844	2,738,908	2,818,150
123018	Cancellation of Registration	43,300	15,348	45,465	47,630	49,059
123019	Bank Mortgage Registration Fee	468,180	942,957	452,142	452,142	452,142
123020	Marriage Registration	543,698	4,621	434,958	554,572	571,209
123021	Renewal of Land Registry	77,006	25	-	-	-
123022	Certificate to Register As A Male' Citizen	73,365	-	-	-	-
123025	Vessels Anchored In Male' Lagoon	4,520,941	600,720	961,656	1,322,277	1,361,945
123026	Port Fee	3,677,130	6,341,646	6,405,062	6,725,316	7,061,581
123027	Seaman Agreement Registration	31,375	9,522	25,100	34,513	35,548
123029	Postage Control Permission	27,540	6,084	22,032	30,294	31,203
123030	Copyright Registration Fees	40,000	4,000	4,000	4,000	4,000
123031	Inward and outward clearance fee	1,490,529	777,667	2,780,000	2,835,600	2,892,312
123032	Goods loading and unloading fee	35,905,775	16,076,170	39,496,353	51,345,258	52,885,616
123033	Dewatering permit fee	4,503,500	1,216,000	4,728,675	4,965,109	5,213,364
123034	Sole Traders Registration fee	1,515,800	1,312,597	1,329,002	1,329,002	1,329,002
123035	Employment Agency Registration fee	70,000	17,500	17,500	17,500	17,500
123999	Other Registration and Licence Fees	9,302,540	3,256,785	2,044,521	2,173,596	2,254,572
124	Proceeds from Sales	57,136,991	12,621,110	45,558,362	47,331,474	48,777,533
124001	Sale of Books, News Papers, Magezines Etc	353,723	58,692	180,894	191,246	201,762

		2019	2020	2021	2022	2023
		Actuals	Revised	Approved		
124002	Sale of Gazette, Law, Regulation	7,450	50	7,450	7,450	7,450
124003	Sale of Calendar,Souvenir Etc	83,045	9,378	46,323	84,926	87,473
124004	Sale of Official Forms	239,671	48,888	191,680	228,083	236,447
124005	Sale of Historical Books Etc	110	-	-	-	-
124006	Sale of C.D.C	9,800	6,264	15,627	16,409	17,229
124007	.Sale of Passport and E.C	52,233,450	12,284,200	42,877,355	44,163,676	45,488,586
124008	Sales of Trees and Timber	1,000	-	-	-	-
124010	Sale of Water	164,565	44,146	160,201	176,221	193,843
124999	Other Sales	4,044,177	169,492	2,078,832	2,463,463	2,544,743
125	Property Income	1,875,441,958	534,389,407	4,722,833,387	2,123,721,809	2,296,013,965
125001	Rent from Goifaalabba, Hinna	9,841,034	3,407,455	6,750,384	5,034,354	5,833,445
125002	Rent from Government Buildings	54,521,015	29,033,116	49,908,178	50,639,335	48,321,475
125003	Rent from Resorts	1,654,216,366	442,886,875	1,897,665,391	1,368,074,496	1,539,083,807
125004	Rent from Land for Commercial Purposes	96,189,228	42,924,112	85,106,659	85,307,845	89,849,552
125005	Rent from Land for Industry	9,427,030	5,578,614	6,340,543	6,138,366	6,551,427
125006	Rent from Government Vessels	200	-	-	-	-
125008	Rent from Islands for Long Term Agriculture	15,507,927	6,558,401	14,626,395	15,088,281	12,091,026
125009	Rent from Floating Jetty	54,000	10,000	30,000	60,000	60,000
125012	Land acquisition and conversion fee	34,822,119	3,933,798	1,162,025,767	361,613,885	362,437,650
125999	Other Rent and Property Income	863,039	57,036	1,500,380,070	231,765,247	231,785,583
126	Fines and Penalties	235,341,049	102,537,860	43,870,617	33,165,955	32,422,589
126001	Fine-Breach of Law	118,575,207	44,047,634	14,094,919	7,152,520	6,243,957
126002	Fine-Breach of Regulation	36,292,251	17,126,368	10,625,314	9,476,592	9,650,780
126003	Fine-Breach of Agreement	24,350,194	7,373,824	1,929,533	1,503,501	1,435,594
126004	Late fine deducted from Salaries	10,563,403	5,211,600	8,780,197	10,180,507	10,673,977
126005	Dharanyaai Qazziyya joorimanaa	992,574	311,189	138,470	176,550	181,847
126006	Traffic Violation Charges	39,398,585	27,252,235	5,199,006	779,851	116,978
126999	Other Fine or Penalty	5,168,835	1,215,010	3,103,178	3,896,434	4,119,456
127	Interest, Profit and Dividends	933,063,237	630,457,101	799,350,946	1,274,194,039	1,590,359,022
127001	Subsidiary Loan Interest received	159,401,845	27,455,639	2,926,023	39,219,723	39,219,723
127003	Transfers by MMA	150,000,000	167,074,162	40,000,000	40,000,000	40,000,000
127007	Div. - Maldives Ports Ltd	-	-	33,632,832	38,642,365	61,209,698
127008	Div. - Maldives Airports Company Ltd	75,000,000	-	-	407,550,046	668,080,206
127009	Div. - Maldives Post Ltd	-	-	3,742,272	4,814,727	6,048,245
127010	Div. - Dhivehiraajjeyge Gulhun Pvt. Ltd	320,813,064	249,713,379	265,210,267	348,093,205	365,491,811
127011	Div. - State Trading Organisation Plc	1,695,000	54,378,422	56,717,640	62,745,354	68,877,509
127014	Div. - Maldives Transport and Contracting Co. Ltd	-	10,320,720	15,480,127	20,640,939	25,801,174
127018	Div. - Bank of Maldives Plc	75,077,952	-	115,781,185	71,100,000	76,600,000

		2019	2020	2021	2022	2023
		Actuals	Revised	Approved		
127020	Div. - Housing Development Financing Corporation	19,523,200	21,475,520	19,327,968	20,294,366	21,309,085
127021	Div. - Maldives Water and Sewerage Company Ltd	100,000,000	99,734,023	131,936,275	92,559,382	69,642,037
127029	Div. - Thilafushi Corporation pvt. Ltd	5,509,675	-	114,322,503	128,243,333	147,774,693
127030	Interest Received From Investments	25,779,956	-	-	-	-
127999	Other Interest, Profit or Dividend Received	262,545	305,236	273,854	290,599	304,841
129	Miscellaneous Non-Tax Revenues	333,213,773	156,020,427	102,699,912	405,841,521	434,028,404
129001	Cash Received for Which Purpose Is Unknown	5,837,757	22,531	252,493	324,477	334,210
129002	Reimbursement from Previous Year Budget	41,977,090	-	-	-	-
129003	Subscription, Membership Fee Etc	642,238	78,047	439,920	591,466	613,986
129004	Subsidiary Loan Repayment	84,135,863	82,366,325	12,272,195	306,120,722	332,583,213
129005	Compensation of Losses to Government Assets	51,303	5,290	40,883	50,168	51,672
129006	Recovery from unclaimed items	12,588	-	9,270	11,820	12,174
129008	Donations Received	115,131,376	27,605,643	43,316,108	51,910,135	53,132,088
129010	Transferred Balance	7,900,471	-	-	-	-
129013	Zakat from Earnings	70,515,177	45,909,943	46,369,043	46,832,733	47,301,061
129014	Zakat Fitrah	5,698,090	50	-	-	-
129998	Revenue Clearing Account	45,710	-	-	-	-
129999	Other miscellaneous non-tax revenue	1,266,110	32,598	-	-	-
181	Gains	24,740,206	312	167,280	230,010	236,910
181003	Gains on Exchange Rates	24,531,106	312	-	-	-
181999	Gains-Other	209,100	-	167,280	230,010	236,910
Proceeds from Sale of Assets		20,574,822	10,607,477	14,801,993	14,960,050	15,080,737
131	Proceeds from Sale of Assets	20,574,822	10,607,477	14,801,993	14,960,050	15,080,737
131001	Sale of items at auction	1,430,166	638,402	492,055	639,517	659,321
131002	Sale of Government Building	615,505	402,641	509,074	452,374	479,232
131003	Sale of Government Land	17,516,711	8,810,084	13,127,911	13,127,911	13,127,911
131004	Sale of Capital Assets	1,012,440	756,350	672,953	740,248	814,273
GRANTS		1,154,886,391	2,124,269,386	2,211,503,014	2,243,256,040	2,150,528,558
141	Cash Grants	485,045,078	1,553,736,063	1,573,628,527	1,568,393,960	1,568,082,604
141001	Cash Grants - Bilateral	458,206,143	1,163,300,000	1,567,843,328	1,562,372,325	1,562,000,000
141002	Cash Grants - Multilateral	23,962,000	390,392,563	5,785,199	6,021,635	6,082,604
141003	Cash Grants - Voluntary Organisation	2,876,935	43,500	-	-	-
143	Capital Project Grants	668,487,159	570,183,125	637,874,487	670,529,186	582,445,954
143001	Capital Project Grant - Bilateral	89,769,015	80,957,358	203,833,724	190,339,760	291,897,542
143002	Capital Project Grant - Multilateral	577,975,119	489,225,767	434,040,763	480,189,426	290,548,412
143003	Capital Project Grant - Voluntary Org	743,025	-	-	-	-
144	Other Grants	1,354,154	350,198	-	4,332,894	-
144001	Other Grant - Bilateral	1,354,154	350,198	-	4,332,894	-

4.2 GOVERNMENT REVENUE BY OFFICE 2019 - 2023

(IN MVR)

		2019	2020	2021	2022	2023
		Actual	Revised	Approved		
Total		21,006,640,821	12,230,025,563	18,178,096,924	20,136,954,982	24,611,689,100
S01	Presidents Office	486,453	105,263	167,003	170,759	175,401
1001	Presidents Office	403,798	92,876	149,476	149,476	153,480
1003	Official Residence of the President	72,080	11,725	16,415	19,932	20,530
1005	Official Residence of the Vice President	10,575	662	1,112	1,351	1,391
S02	People's Majlis	670,777	370,873	416,350	457,985	503,784
1242	People's Majlis	670,777	370,873	416,350	457,985	503,784
S04	Department of Judicial Administration	14,540,970	989,729	9,254,794	11,785,272	12,142,574
1264	Department of Judicial Administration	1,091,395	22,462	693,419	884,109	910,632
1248	Supreme Court of the Maldives	222,404	58,690	166,663	212,494	218,869
1249	High Court	308,641	50,757	246,123	313,807	323,222
1251	Majistrate Courts	7,811,001	128,899	4,084,201	5,191,048	5,348,302
1252	Civil Court	420,591	179,749	335,597	427,887	440,723
1253	Criminal Court	180,961	33,474	129,372	164,952	169,900
1254	Family Court	4,465,298	501,858	3,570,141	4,551,930	4,688,487
1255	Juvenile Court	34,257	13,532	24,412	32,840	36,048
1486	Drug Court	6,422	308	4,866	6,205	6,391
S03	Judicial Service Commission	6,112	23,356	4,894	5,383	5,922
1247	Judicial Service Commission	6,112	23,356	4,894	5,383	5,922
S05	Election Commission	2,547,245	3,382,877	48,161	74,430	76,663
1244	Elections Commission	2,547,245	3,382,877	48,161	74,430	76,663
S06	Civil Service Commission	60,850	3,451	25,300	27,830	30,613
1256	Civil Service Commission	60,850	3,451	25,300	27,830	30,613
S07	Human Rights Commission	125,709	13,152	15,783	22,359	23,030
1246	Human Rights Commission	125,709	13,152	15,783	22,359	23,030
S08	Anti-Corruption Commission	155,565	27,788	71,743	78,917	86,809
1245	Anti-Corruption Commission	155,565	27,788	71,743	78,917	86,809
S09	Auditor Generals Office	476,572	110,076	121,083	187,129	192,743
1243	Auditor General's Office	476,572	110,076	121,083	187,129	192,743
S10	Prosecutor Generals Office	383,578	43,158	34,005	37,406	41,147
1257	Prosecutor General's Office	383,578	43,158	34,005	37,406	41,147
S11	Maldives Inland revenue Authority	15,850,777,681	8,998,706,932	13,171,483,709	13,572,720,327	17,423,626,598
1009	Maldives Inland revenue Authority	15,850,777,681	8,998,706,932	13,171,483,709	13,572,720,327	17,423,626,598
S12	Employment Tribunal	23,916	6,567	7,825	9,093	9,452
1222	Employment Tribunal	23,916	6,567	7,825	9,093	9,452
S13	Maldives Media Council	110,171	95	-	-	-
1270	Maldives Media Council	110,171	95	-	-	-

			2019	2020	2021	2022	2023
			Actual	Revised	Approved		
S14	Maldives Broadcasting Commission		4,543,207	815,876	3,143,156	5,030,543	5,145,784
1478	Maldives Broadcasting Commission		4,543,207	815,876	3,143,156	5,030,543	5,145,784
S15	Tax Appeal Tribunal		6,761	146	8,370	9,207	10,128
1275	Tax Appeal Tribunal		6,761	146	8,370	9,207	10,128
S16	Local Government Authority		28,591	376	-	-	-
1276	Local Government Authority		28,591	376	-	-	-
S17	Information Commissioners Office		82	1,943	-	-	-
1512	Information Commissioner's Office		82	1,943	-	-	-
S18	National Integrity Commission		12,089	1,486	2,789	3,835	3,950
1515	National Integrity Commission		12,089	1,486	2,789	3,835	3,950
S44	Family Protection Authority		3,089	1,727	2,200	2,420	2,662
1505	Family Protection Authority		3,089	1,727	2,200	2,420	2,662
S35	Attorney Generals Office		235,288	77,067	103,344	183,256	188,531
1144	Attorney General's Office		235,288	77,067	103,344	183,256	188,531
S56	Maldives International Arbitration Centre		122	267	-	-	-
1535	Maldives International Arbitration Centre		122	267	-	-	-
S20	Ministry of Finance		1,005,324,973	708,860,667	809,260,796	1,577,164,967	1,919,697,948
1272	Ministry of Finance		1,005,324,973	708,860,667	809,260,796	1,577,164,967	1,919,697,948
S37	Special Budget		57,866,103	4,092,111	-	-	-
1265	MOF / Special Budget		57,866,103	4,092,111	-	-	-
S38	Pension Budget		4,496,637	-	-	-	-
1007	MOFT / Pension Budget		4,496,637	-	-	-	-
S21	Ministry of Defense		21,605,731	1,294,587	17,157,224	19,301,877	19,880,934
1012	Ministry of Defence		21,605,731	1,294,587	17,157,224	19,301,877	19,880,934
S55	Aviation Security Command		239,011	95,685	2,538,712	2,792,584	3,071,842
1498	Aviation Security Command		239,011	95,685	2,538,712	2,792,584	3,071,842
S45	Maldives National Defense Force		2,187,369	814,396	335,576	353,621	364,229
1013	Maldives National Defense Force		2,187,369	814,396	335,576	353,621	364,229
S53	National Disaster Management Authority		101,139	4,227	5,917	7,185	7,401
1014	National Disaster Management Authority		101,139	4,227	5,917	7,185	7,401
S47	Maldives Immigration		75,173,624	20,249,280	51,673,485	53,548,284	55,514,328
1029	Maldives Immigration		75,173,624	20,249,280	51,673,485	53,548,284	55,514,328
S22	Ministry of Home Affairs		287,367	17,593	23,420	29,421	35,803
1016	Ministry of Home Affairs		286,421	16,713	23,420	29,421	35,803
1057	Juvenile Justice Unit		946	880	-	-	-
S39	Maldives Police Services		1,757,836	505,471	885,205	1,138,121	1,172,264
1027	Maldives Police Service		1,757,836	505,471	885,205	1,138,121	1,172,264
S46	Maldives Correctional Services		197,987	121,767	139,655	153,335	168,369
1025	Maldives Correctional Service		197,987	121,767	139,655	153,335	168,369

		2019	2020	2021	2022	2023
		Actual	Revised	Approved		
S40	Maldives Customs Services	3,506,459,413	2,313,344,028	3,351,833,354	4,062,130,110	4,315,208,754
1008	Maldives Customs Service	3,506,459,413	2,313,344,028	3,351,833,354	4,062,130,110	4,315,208,754
S23	Ministry of Education	17,039,638	1,108,379	9,430,570	12,423,098	12,791,323
1058	Ministry of Education	510,872	36,569	328,190	429,658	442,614
1060	Department of Public Examination	6,805,114	322,585	6,038,370	8,051,160	8,292,694
1500	National Institute of Education	588,086	324,490	377,795	503,726	518,838
1533	Department of Inclusive Education	4	-	-	-	-
1518	Quality Assurance Department	739	21	-	-	-
1062	MOE / Atoll School Construction	96	-	-	-	-
1065	Majeediyya School	93,793	28,271	80,178	102,326	105,109
1066	Dharumavantha school	56,549	7,831	33,800	45,067	46,419
1067	Aminiyya School	160,831	18,977	158,434	153,782	158,396
1261	Hiriya School	68,253	5,532	60,545	78,701	81,730
1068	Iskandaru School	101,410	10,500	80,717	90,251	91,874
1069	Centre For Higher Secondary Education	117,212	2,756	89,967	114,015	117,064
1070	Al- Madrasathul Arabiyyathul Islamiyya	32,162	2,592	28,249	30,315	30,765
1071	Jamaaludeen School	115,828	32,852	101,059	138,994	143,163
1072	Thaajudeen School	141,979	3,768	127,214	169,619	174,708
1073	Kalaafaanu School	75,593	23,002	65,511	86,501	89,021
1075	Muhyiudeen School	41,275	12,848	34,579	45,383	46,699
1076	Imaadudeen School	16,070	482	14,400	19,200	19,776
1077	Ghaazee school	93,241	559	83,687	95,591	97,460
1514	Rehendhi School	83,377	5,633	75,039	100,053	103,054
1526	Huravee School	14,589	3,849	13,130	17,507	18,032
1537	Izzudeen School	-	452	-	-	-
1079	Ha.Atoll Education Centre	17,951	17	7,272	9,695	9,986
1080	Hdh.Atoll Education Centre	77,098	-	1,078	1,438	1,481
1081	Sh.Atoll Education Centre	5,552	39,318	4,997	6,662	6,862
1082	N.Atoll Education Centre	118,607	-	1,579	2,105	2,168
1083	R.Atoll Education Centre	302,121	599	-	-	-
1084	B.Atoll Education Centre	22,103	-	4,979	6,638	6,837
1085	LH.Atoll Education Centre	55,559	4,183	28,655	38,207	39,353
1086	Adh.Atoll Education Centre	82,015	4,071	21,541	26,441	27,092
1087	F.Atoll Education Centre	22,468	-	19,857	20,055	20,256
1088	Dh.Atoll Education Centre	21,216	-	15,372	16,434	16,673
1089	TH.Atoll Education Centre	8,087	3,197	10,556	11,690	11,893
1090	L.Atoll Education Centre	77,272	231	59,138	78,851	81,216
1091	GA.Atoll Education Centre	71,945	1,750	37,283	42,434	43,253
1092	Gdh.Atoll Education Centre	39,289	5,531	28,143	32,909	33,742
1093	Gn.Atoll Education Centre	-	248	-	-	-

		2019	2020	2021	2022	2023
		Actual	Revised	Approved		
1095	Ha.Atholhu Madharusaa	74,865	465	66,213	88,284	90,932
1096	Ihavandhoo School	63,384	6,581	56,058	74,743	76,985
1097	Madhurasathul Seikh Ibrahim	7,944	-	6,570	8,760	9,023
1098	Afeefudheen School	53,990	68	32,338	43,116	44,409
1099	Nolhivaram School	40,428	10,188	15,341	20,454	21,068
1100	Jalaaludeen School	9,937	-	8,624	11,498	11,843
1101	Sh.Atoll School	26,784	394	21,782	29,042	29,915
1102	Funadhoo School	-	140	-	-	-
1103	Milandhoo School	52,554	3,622	47,299	63,065	64,957
1104	Kendhikulhudhoo School	10,592	4,739	12,534	10,995	11,068
1105	Meyna School	101,903	1,339	80,364	107,151	110,366
1106	Ungoofaaru School	11,686	29,225	10,400	13,867	14,283
1107	Alifushee School	46,423	151	-	-	-
1108	Maduvaree School	2,261	4,829	2,035	2,713	2,795
1109	Hulhudhufaar School	79,401	2,117	13,003	17,990	18,530
1110	Thulhaadhoo School	2,280	72	1,778	2,370	2,441
1111	Lh.Atoll School	-	13	-	-	-
1113	K.Atoll School	5,877	689	4,090	5,453	5,616
1115	Qatharu Ameer School	91,232	3,201	27,206	36,275	37,363
1116	L.Maavashu School	74,250	4,036	13,396	17,861	18,397
1117	Aboobakuru School	18,968	356	17,039	22,719	23,402
1118	Hafiz Ahmed School	128,900	994	11,633	15,510	15,976
1119	Madharusathul Sheikh Mohamed Jamaaluddin / Gn.Fuvahmulat	504	-	-	-	-
1120	Hithadhoo School	123,731	1,241	109,349	145,798	150,173
1121	Sharafuddeen School	400,511	-	29,792	38,564	39,807
1122	Feydhoo School	67,555	10,664	43,375	57,500	59,195
1123	Addu High School	160,259	31,441	144,498	191,579	197,229
1504	Thinadhoo School	20,922	1,753	-	-	-
1501	Northern Education Unit	816,038	9,315	90,498	120,662	124,280
1521	North Central Education Unit	370,300	18,746	50,119	66,826	68,830
1502	Central Education Unit	1,620,709	15,308	326,620	435,494	448,558
1520	South Central Education Unit	158,023	7,081	53,625	71,499	73,645
1503	Southern Education Unit	2,359,071	36,897	103,677	137,902	142,009
S48	Ministry of Higher Education	1,825,350	100,120	1,176,362	1,229,016	1,285,464
1129	Ministry of Higher Education	686,762	11,995	136,695	138,653	142,718
1142	Maldives Qualification Authority	988,903	49,391	938,999	985,920	1,035,169
1482	Technical and Vocational Education Training Authority	4,648	783	3,718	3,858	3,974
1263	Maldives Polytechnic	145,037	37,951	96,950	100,585	103,603
S24	Maldives Islamic University	176,296	60,177	139,892	156,989	161,699
1141	Maldives Islamic University	176,296	60,177	139,892	156,989	161,699

		2019	2020	2021	2022	2023
		Actual	Revised	Approved		
S25	Maldives National University	664,458	110,277	185,042	175,685	168,768
1130	Maldives National University	83,941	22,224	19,557	17,210	15,145
1131	Faculty of Education	102,080	9,780	18,582	16,724	15,051
1132	Faculty of Health Sciences	44,924	13,431	25,519	22,967	20,670
1133	Faculty of Management & Computing	34,709	6,298	11,966	10,769	9,692
1134	Faculty of Engineering Technology	17,399	5,871	11,154	10,039	9,035
1135	Faculty of Hospitality and Tourism Studies	34,302	6,546	12,438	11,194	10,075
1136	Centre for Maritime Studies	1,917	638	1,615	1,454	1,308
1137	Centre for Open Learning	3,076	2,685	5,102	4,592	4,133
1139	Atoll Campuses	15,732	10,385	8,308	6,647	5,317
1140	Faculty of Arts	26,498	3,194	6,068	5,461	4,915
1484	Faculty of Islamic Studies	113,206	17,678	55,000	60,500	66,550
1266	National law Library	4,640	297	1,137	1,251	1,376
1523	School of Nursing	15,852	1,944	1,555	1,244	995
1524	Centre for Foundation Studies	13,656	8,801	7,041	5,633	4,506
1527	School of Medicine	152,526	505	-	-	-
S26	Ministry of Foreign Affairs	89,668	30,071	61,367	84,379	86,911
1147	Ministry of Foreign Affairs	78,172	24,913	52,778	72,569	74,746
1148	Embassy of the Republic of Maldives in Dhaka, Bangladesh	-	22	-	-	-
1149	Embassy of the Republic of Maldives in Colombo, Sri Lanka	2,394	362	1,915	2,633	2,712
1152	Embassy of the Republic of Maldives in New Delhi, India	-	5	-	-	-
1154	Embassy of the Republic of Maldives in Kuala Lumpur, Malaysia	8,343	4,600	6,674	9,177	9,453
1274	Embassy of the Republic of Maldives in Abu Dhabi, United Arab	18	-	-	-	-
1519	Embassy of the Republic of Maldives in Berlin, Germany	537	78	-	-	-
1525	Embassy of the Republic of Maldives in Thailand	204	91	-	-	-
S27	Ministry of Health	65,290,881	11,294,485	52,759,306	55,812,961	58,166,498
1163	Ministry of Health	8,579,059	5,560,174	9,214,201	9,282,893	8,504,161
1164	Health Protection Agency	5,929,489	461,717	4,285,246	4,330,596	4,377,300
1191	Maldives Food & Drug Authority	4,302,269	256,950	3,732,927	4,106,220	4,516,842
1507	Maldives Blood Service	2,015	1,647	1,663	1,680	1,697
1168	R. Regional Hospital	9,179,944	2,457,644	5,217,463	5,555,303	5,917,731
1170	M. Regional Hospital	597,303	291,622	548,526	582,285	618,405
1172	L. Regional Hospital	2,362,141	404,840	2,438,704	2,557,272	2,590,243
1171	GDH. Regional Hospital	3,720,994	74,612	3,337,819	3,511,468	3,694,473
1173	HA. Atoll Hospital	1,454,592	65,240	1,374,058	1,486,223	1,608,578
1174	SH. Atoll Hospital	860,165	23,768	781,818	847,906	920,532
1175	N. Atoll Hospital	3,317,091	26,413	2,206,480	2,355,319	2,515,452
1176	B. Atoll Hospital	5,131,294	519,670	4,880,414	5,351,516	5,859,112
1177	LH. Atoll Hospital	3,245,795	280,578	1,820,375	1,993,650	2,183,846
1497	K. Atoll Health Services	2,059,022	232,614	1,733,824	1,854,821	1,985,952

		2019	2020	2021	2022	2023
		Actual	Revised	Approved		
1178	AA. Atoll Hospital	1,898,533	110,033	1,570,072	1,687,291	1,814,249
1179	ADH. Atoll Hospital	2,814,708	14,608	1,912,037	2,055,644	2,211,230
1180	V. Atoll Hospital	587,238	3,655	577,510	606,345	636,691
1181	F. Atoll Hospital	825,169	113,368	777,421	845,342	919,603
1182	DH. Atoll Hospital	3,233,410	72,198	2,969,548	3,199,485	3,449,062
1183	TH. Atoll Hospital	1,123,388	202,770	941,887	1,011,921	1,088,044
1184	GA. Atoll Hospital	2,295,326	29,941	1,312,541	1,374,812	1,440,166
1185	Gn. Atoll Hospital	1,124,303	23,426	741,486	793,354	849,353
1186	Dhamanaveshi	647,633	66,997	383,286	421,615	463,776
S58	Kulhudhuffushi Regional Hospital	2,942,299	25,591	2,090,918	2,154,275	2,220,769
1167	HD. Regional Hospital	2,942,299	25,591	2,090,918	2,154,275	2,220,769
S59	Addu Equitorial Hospital	3,984,397	499,643	3,356,012	3,605,921	3,882,518
1169	S. Regional Hospital	3,984,397	499,643	3,356,012	3,605,921	3,882,518
S42	Male' Group of Hospitals	47,035,350	31,713,598	93,272,844	98,122,967	100,515,446
1166	Indira Gandhi Memorial Hospital	46,561,334	31,626,586	50,532,458	53,252,184	53,315,136
1187	Villingili Hospital	397,641	4,549	205,494	211,103	216,104
1528	Dharumavantha Hospital	1,869	-	2,002	2,022	2,042
1188	Hulhumale Hospital	74,506	82,463	42,532,890	44,657,658	46,982,164
S41	National Social Protection Agency	550,500	7,568	21,908	28,480	29,335
1250	National Social Protection Agency	550,500	7,568	21,908	28,480	29,335
S28	Ministry of Economic Development	3,271,935	135,987	1,940,260	2,124,305	2,326,680
1202	Ministry of Economic Development	3,249,039	126,283	1,918,792	2,102,623	2,304,780
1517	Special Economic Zones Maldives	10,592	9,093	9,184	9,276	9,369
1511	Labour Relations Authority	12,304	611	12,284	12,406	12,531
S50	Ministry of Transport & Civil Aviation	31,929,996	16,375,719	30,399,316	35,500,351	36,955,259
1530	Ministry of Transport & Civil Aviation	23,206	23,736	18,565	25,527	26,292
1226	Regional Airports	7,012,022	212,012	4,138,991	5,688,900	5,903,192
1232	Transport Authority	24,894,768	16,139,971	26,241,760	29,785,924	31,025,775
S29	Ministry of Tourism	64,230	18,632	78,069	85,876	94,464
1204	Ministry of Tourism	64,230	18,632	78,069	85,876	94,464
S30	Ministry of Youth, Sports and Community Empowerment	2,213,796	574,154	1,491,313	1,954,234	2,012,804
1215	Ministry of Youth, Sports & Community Empowerment	2,213,796	574,154	1,491,313	1,954,234	2,012,804
S52	Ministry of Arts, Culture and Heritage	297,022	108,714	263,729	282,890	303,920
1532	Ministry of Arts, Culture and Heritage	32,266	51,842	52,360	52,884	53,413
1271	Department of Heritage	14,157	5,052	7,038	7,742	8,516
1269	Dhivehi Bahuge Academy	29,201	1,734	40,286	41,814	43,496
1210	National Library	112,089	13,587	83,487	91,836	101,019
1211	National Centre for the Arts	97,403	30,300	71,228	78,351	86,186
1213	National Bureau of Classification	5,692	4,464	3,830	4,213	4,635
1506	National Archives	6,214	1,735	5,500	6,050	6,655

		2019	2020	2021	2022	2023
		Actual	Revised	Approved		
S31	Ministry of National Planning and Infrastructure	15,525,860	3,446,921	8,341,819	10,370,296	13,222,181
1224	Ministry of National Planning and Infrastructure	7,272,606	1,317,084	5,112,493	5,578,752	6,091,217
1483	Maldives Land and Survey Authority	242,574	51,607	93,936	103,330	113,662
1496	Public works Services	7,050	-	-	-	-
1011	National Bureau of Statistics	102,578	7,540	17,181	17,353	17,527
1026	Department of National Registrations	7,901,052	2,070,690	3,118,209	4,670,861	6,999,775
S49	Ministry of Housing and Urban Development	33,616	25	-	-	-
1529	Ministry of Housing & Urban Development	33,616	25	-	-	-
S51	Ministry of Communication, Science and Technology	228,692,696	104,962,845	542,952,167	593,117,750	606,937,490
1531	Ministry of Communication, Science and Technology	8,827	26,190	7,062	9,710	10,001
1238	National Centre For Information Technology	334,625	10,282	230,340	316,717	326,219
1239	Communications Authority of Maldives	228,349,244	104,926,373	542,714,765	592,791,323	606,601,270
S32	Ministry of Fisheries, Marine Resources and Agriculture	4,300,465	1,542,310	3,072,019	3,334,957	3,621,975
1233	Ministry of Fisheries, Marine Resources and Agriculture	4,300,465	1,542,310	3,072,019	3,334,957	3,621,975
S33	Ministry of Islamic Affairs	1,946,073	144,627	856,263	977,348	1,007,296
1240	Ministry of Islamic Affairs	1,936,203	143,140	851,639	969,697	999,416
1241	Center for the Holy Quran	9,870	1,487	4,624	7,651	7,880
S34	Ministry of Environment	7,309,479	3,567,935	7,189,418	7,667,577	8,181,727
1229	Ministry of Environment	365,793	25,601	115,236	126,760	139,436
1228	Maldives Meteorological Service	903	882	1,208	1,329	1,461
1230	Maldives energy Authority	4,328	2,742	6,289	6,918	7,609
1231	Environmental Protection Agency	6,938,455	3,538,710	7,066,685	7,532,570	8,033,221
S36	Ministry Of Gender, Family and Social Services	334,098	114,801	254,477	319,971	328,910
1510	Ministry Of Gender, Family and Social Services	120,046	60,175	104,792	127,633	130,801
1196	Family & Children Service Centre	24,056	581	2,616	3,434	3,537
1197	Kudakudhinge Hiya	9,321	1,360	7,457	9,787	10,081
1516	Fiyavathi	34,718	17,032	24,303	27,774	28,608
1192	National Drug Agency	50,182	10,717	40,146	52,691	54,272
1194	Khaassa Eehee Beynunvaa Meehun thibey Marukaz	95,775	24,936	75,163	98,652	101,611
S43	Councils	20,230,700	967	-	-	-
1477	Male' City Council	13,683,536	-	-	-	-
1281	HA. Atoll Council	1,918,036	-	-	-	-
1285	HA. Hoarafushee Council	18,950	-	-	-	-
1294	HA. Baarashu Council	6,419	-	-	-	-
1295	HDh. Atoll Council	17,198	-	-	-	-
1296	HDh. Hanimaadhoo Council	388,100	-	-	-	-
1302	HDh. Nolvaramu Council	6,841	235	-	-	-
1313	Sh. Feydhoo Council	7,875	-	-	-	-
1314	Sh. Feevaku Council	3,024	149	-	-	-
1316	Sh. Foakaidhoo Council	300	-	-	-	-

		2019 Actual	2020 Revised	2021	2022 Approved	2023
1319	Sh. Lhaimagu Council	156	-	-	-	-
1326	N. Kendhikulhudhoo Council	7,057	-	-	-	-
1332	N. Miladhoo Council	114,086	-	-	-	-
1333	N. Magoodhoo Council	10	-	-	-	-
1337	N. Velidhoo Council	5,603	-	-	-	-
1342	R. Angolhitheemu Council	5,129	-	-	-	-
1351	R. Meedhoo Council	103	19	-	-	-
1356	B. Kamadhoo Council	56,301	-	-	-	-
1360	B. Dharavandhoo Council	6,075	-	-	-	-
1362	B. Eydhafushee Council	473	-	-	-	-
1363	B. Thulhaadhoo Council	4,050	58	-	-	-
1373	K. Atoll Council	24,382	-	-	-	-
1279	K. Kaashidhoo Council	16,872	-	-	-	-
1374	K. Gaafaru Council	15,662	-	-	-	-
1375	K. Dhiffushee Council	23,939	-	-	-	-
1376	K. Thulusdhoo Council	2,129,903	-	-	-	-
1377	K. Huraa Council	8,596	-	-	-	-
1380	K. Maafushee Council	51,755	-	-	-	-
1381	K. Guraidhoo Council	820	-	-	-	-
1382	AA. Atoll Council	53	-	-	-	-
1385	AA. Ukulhahu Council	8,171	-	-	-	-
1386	AA. Mathiveree Council	28,804	-	-	-	-
1387	AA. Bodufolhudhoo Council	3,694	-	-	-	-
1389	AA. Maalhohu Council	323	-	-	-	-
1390	AA. Himandhoo Council	10,214	-	-	-	-
1392	ADh. Hanyaameedhoo Council	46,028	-	-	-	-
1395	ADh. Mahibadhoo Council	482	-	-	-	-
1398	ADh. Dhigurashu Council	37	-	-	-	-
1400	ADh. Fenfushee Council	371	-	-	-	-
1401	ADh. Maamigilee Council	5,220	-	-	-	-
1402	V. Atoll Council	80,662	-	-	-	-
1403	V. Fulidhoo Council	39,601	-	-	-	-
1404	V. Thinadhoo Council	712	-	-	-	-
1405	V. Felidhoo Council	555,359	-	-	-	-
1406	V. Keyodhoo Council	3,499	-	-	-	-
1407	V. Rakeedhoo Council	50,464	-	-	-	-
1408	M. Atoll Council	2,444	-	-	-	-
1417	F. Atoll Council	30,574	506	-	-	-
1419	F. Bileiydhoo Council	17,112	-	-	-	-
1421	F. Dharanboodhoo Council	14,372	-	-	-	-

		2019	2020	2021	2022	2023
		Actual	Revised	Approved		
1433	Th. Vilufushee Council	3,150	-	-	-	-
1461	GA. Nilandhoo Council	1,370	-	-	-	-
1463	GA. Dhevvaadhoo Council	28,027	-	-	-	-
1464	GA. Kondey Council	9,094	-	-	-	-
1465	GA. Gemanafushee Council	65,695	-	-	-	-
1466	GA. Kanduhulhuhdoo Council	7,792	-	-	-	-
1278	GDh. Atoll Council	116,120	-	-	-	-
1467	GDh. Madavelee Council	21,656	-	-	-	-
1468	GDh. Hoandedhoo	412,970	-	-	-	-
1469	GDh. Nadalla Council	19,983	-	-	-	-
1470	GDh. Gadhdhoo Council	60,590	-	-	-	-
1471	GDh. Rathafandhoo Council	3,581	-	-	-	-
1475	GDh. Thinadhoo Council	61,225	-	-	-	-

4.3 GRANTS DONORS 2019-2023

(IN MVR)

	2019 Actuals	2020 Revised	2021	2022 Estimated	2023
Total grants	1,222,973,316	2,142,578,120	2,226,539,752	2,258,290,405	2,165,560,954
Bilateral	945,494,837	1,245,602,178	1,821,679,367	1,864,984,979	1,897,073,542
India	876,386,206	1,241,097,530	1,730,271,572	1,710,496,532	1,812,054,314
Netherlands	-	2,912,430	14,562,152	21,843,228	21,843,228
Norway	117,229	-	-	-	-
Canada	-	963,247	-	-	-
Abu Dhabi Fund	-	-	50,000,000	107,940,000	43,176,000
Italy	13,555,639	238,028	-	-	-
America	-	9,370	-	-	-
Asutralia	53,983	-	-	-	-
Saudi Arabia	47,728,928	-	5,843,328	372,325	-
Denmark	-	-	2,315	-	-
Pakistan	-	-	1,000,000	-	-
Japan	1,461,114	381,573	-	4,332,894	-
China	6,191,738	-	20,000,000	20,000,000	20,000,000
Multilateral	277,478,479	896,975,942	404,860,385	393,305,426	268,487,412
ADB	8,892,195	510,596,680	153,263,797	125,858,227	150,771,533
IUTL	229,500	20,000	100,000	120,000	140,000
Private	13,102,945	16,891,133	15,000,000	15,000,000	15,000,000
IFAD	6,170,197	934,335	1,868,670	3,737,340	5,606,010
NGO	4,593,047	486,119	100,000	100,000	100,000
FAO	97,059	20,685	-	-	-
LBO	2,850,163	-	-	-	-
Asia Pacific Forum	573	-	-	-	-
OFID	28,032,545	-	-	-	-
OECD	155,581	61,080	50,000	52,000	54,000
World Bank	91,191,187	307,373,595	211,369,158	194,313,764	51,695,325
Fund Raising Activities	52,355,212	-	-	-	-
SAARC	-	2,350,759	-	-	-
WHO	5,662,612	268,085	1,150,000	1,200,000	1,230,000
WTO	12,387	-	-	-	-

	2019 Actuals	2020 Revised	2021	2022 Estimated	2023
UNICEF	11,588,421	5,365,323	4,050,210	4,245,000	4,250,000
UNIDO	1,267,565	1,526,725	39,075	-	-
UNITAR	-	254,163	20,000	-	-
UNESCAP	168,955	46,110	37,000	39,000	41,000
UNESCO	558,525	143,523	-	-	-
UNOPS	944,383	-	-	-	-
UNEP	21,082,436	9,001,664	5,195,882	8,407,196	3,874,539
UNFCCC	27,102,901	40,881,438	12,309,601	34,858,611	34,758,611
UNDP	425,340	36,502	132,412	450,000	450,000
European Union	-	-	50,000	-	-
GEF	994,750	718,023	124,580	591,394	516,394
GCF	-	-	-	4,332,894	-

4.4 GRANT REVENUES BY OFFICE 2019-2023

(IN MVR)

		2019	2020	2021	2022	2023
		Actuals	Revised	Estimated		
Total		1,222,973,316	2,142,578,120	2,226,539,752	2,258,290,405	2,165,560,954
S02 People's Majlis		12,387	-	-	-	-
1242	People's Majlis	12,387	-	-	-	-
S04 Department of Judicial Administration		1,259,568	-	-	-	-
1264	Department of Judicial Administration	1,259,568	-	-	-	-
S06 Civil Service Commission		34,100	-	-	-	-
1256	Civil Service Commission	34,100	-	-	-	-
S07 Human Rights Commission		573	-	-	-	-
1246	Human Rights Commission	573	-	-	-	-
S10 Prosecutor Generals Office		18,822	-	-	-	-
1257	Prosecutor General's Office	18,822	-	-	-	-
S13 Maldives Media Council		15,000	-	-	-	-
1270	Maldives Media Council	15,000	-	-	-	-
S16 Local Government Authority		7,223,401	-	4,075,912	260,995	-
1276	Local Government Authority	7,223,401	-	4,075,912	260,995	-
S20 Ministry of Finance		65,824,612	574,602,266	10,665,527	14,584,024	972,268
1272	Ministry of Finance	65,824,612	574,602,266	10,665,527	14,584,024	972,268
S37 Special Budget		770,940,196	1,156,500,000	1,542,000,000	1,542,000,000	1,542,000,000
1265	MOF / Special Budget	770,940,196	1,156,500,000	1,542,000,000	1,542,000,000	1,542,000,000
S45 Maldives National Defense Force		3,760,600	24,814,376	42,444,962	17,512,273	7,554,314
1013	Maldives National Defense Force	3,760,600	24,814,376	42,444,962	17,512,273	7,554,314
S53 National Disaster Management Authority		1,487,799	350,198	-	-	-
1014	National Disaster Management Authority	1,487,799	350,198	-	-	-
S39 Maldives Police Services		9,035,775	813,282	200,000	200,000	200,000
1027	Maldives Police Service	9,035,775	813,282	200,000	200,000	200,000
S46 Maldives Correctional Services		8,000,000	-	-	-	-
1025	Maldives Correctional Service	8,000,000	-	-	-	-
S23 Ministry of Education		24,896,500	3,616,719	3,557,364	3,075,000	3,100,000
1058	Ministry of Education	5,233,560	1,192,511	550,000	575,000	600,000
1500	National Institute of Education	4,772,196	2,424,208	2,500,000	2,500,000	2,500,000
1533	Department of Inclusive Education	2,398,039	-	-	-	-
1518	Quality Assurance Department	491,649	-	-	-	-
1062	MOE / Atoll School Construction	12,001,056	-	507,364	-	-
S48 Ministry of Higher Education		1,586,773	26,079,029	13,027,831	26,055,662	39,083,493
1129	Ministry of Higher Education	1,586,773	26,079,029	13,027,831	26,055,662	39,083,493

		2019	2020	2021	2022	2023
		Actuals	Revised	Estimated		
S25 Maldives National University		-	-	1,000,000	-	-
1130	Maldives National University	-	-	1,000,000	-	-
S26 Ministry of Foreign Affairs		6,022,778	3,000,000	-	-	-
1147	Ministry of Foreign Affairs	6,022,778	3,000,000	-	-	-
S27 Ministry of Health		25,065,110	18,655,694	13,687,089	2,412,515	2,070,000
1163	Ministry of Health	17,691,568	17,985,694	11,887,089	572,515	180,000
1164	Health Protection Agency	7,373,542	670,000	1,800,000	1,840,000	1,890,000
S42 Male' Group of Hospitals		16,640	-	-	-	-
1166	Indira Gandhi Memorial Hospital	16,640	-	-	-	-
S28 Ministry of Economic Development		1,216,234	2,522,938	34,364,666	10,000,000	5,000,000
1202	Ministry of Economic Development	1,216,234	2,522,938	34,364,666	10,000,000	5,000,000
S50 Ministry of Transport & Civil Aviation		130,000	-	-	-	-
1232	Transport Authority	130,000	-	-	-	-
S30 Ministry of Youth, Sports and Community Empowerment		8,038,375	14,413,951	-	-	-
1215	Ministry of Youth, Sports & Community Empowerment	8,038,375	14,413,951	-	-	-
S52 Ministry of Arts, Culture and Heritage		52,215	-	-	-	-
1271	Department of Heritage	52,215	-	-	-	-
S31 Ministry of National Planning, Housing and Infrastructure		65,875,805	53,913,282	238,550,384	368,943,084	347,912,228
1224	Ministry of National Planning, Housing and Infrastructure	65,108,113	53,719,238	238,315,384	368,604,084	347,519,228
1011	National Bureau of Statistics	767,692	194,044	235,000	339,000	393,000
S32 Ministry of Fisheries, Marine Resources and Agriculture		57,051,529	77,982,335	50,227,664	19,693,138	6,395,849
1233	Ministry of Fisheries, Marine Resources and Agriculture	57,051,529	77,982,335	50,227,664	19,693,138	6,395,849
S33 Ministry of Islamic Affairs		46,584,905	12,000,000	20,843,328	15,372,325	15,000,000
1240	Ministry of Islamic Affairs	33,516,060	-	5,843,328	372,325	-
1241	Center for the Holy Quran	13,068,845	12,000,000	15,000,000	15,000,000	15,000,000
S34 Ministry of Environment		107,854,208	135,047,212	209,514,113	226,646,389	180,892,802
1229	Ministry of Environment	106,153,203	135,000,491	209,214,113	226,646,389	180,892,802
1230	Maldives energy Authority	1,334,104	-	-	-	-
1231	Environmental Protection Agency	366,901	46,721	300,000	-	-
S36 Ministry Of Gender, Family and Social Services		2,969,411	3,575,926	7,690,000	11,535,000	15,380,000
1510	Ministry Of Gender, Family and Social Services	2,969,411	3,575,926	7,690,000	11,535,000	15,380,000
S43 Councils		8,000,000	34,690,912	34,690,912	-	-
1477	Male' City Council	8,000,000	-	-	-	-
1277	Addu City Council	-	30,690,912	30,690,912	-	-
1285	HA. Hoarafushee Council	-	4,000,000	4,000,000	-	-

4.5 TRUST FUND REVENUE BY OFFICE 2019 - 2023

(IN MVR)

		2019	2020	2021	2022	2023
		Actuals	Revised	Approved		
Total		1,086,316,768	402,565,903	736,162,762	987,426,809	1,205,514,319
1256	Civil Service Commission	81,200	-	-	-	-
	Civil Service Commission Trust Fund	81,200	-	-	-	-
1243	Auditor General's Office	60,420	-	-	-	-
	Auditor General's Office Trust Fund	60,420	-	-	-	-
1009	Maldives Inland revenue Authority	850,615,155	321,429,402	616,551,387	856,680,858	1,071,106,752
	Maldives Green Fund	850,615,155	321,429,402	616,551,387	856,680,858	1,071,106,752
1265	MOF / Special Budget	6,412,290	2,039,422	4,701,086	4,936,140	5,182,947
	Civil Aviation Trust Fund	6,412,290	2,039,422	4,701,086	4,936,140	5,182,947
1014	National Disaster Management Authority	2,898,188	-	-	-	-
	Disaster Management Trust Fund	2,898,188	-	-	-	-
1008	Maldives Customs Service	169,500	150,000	-	-	-
	Customs Training Fund	169,500	150,000	-	-	-
1058	Ministry of Education	28,368,230	18,060,142	23,402,571	25,635,144	26,815,948
	Education Fund	28,368,230	18,060,142	23,402,571	25,635,144	26,815,948
1065	Majeediyya School	768,098	-	468,159	468,159	468,159
	School Trust Fund	768,098	-	468,159	468,159	468,159
1066	Dharumavantha school	283,101	-	254,791	339,721	349,913
	School Trust Fund	283,101	-	254,791	339,721	349,913
1067	Aminiyya School	740,710	-	666,639	888,851	915,518
	School Trust Fund	740,710	-	666,639	888,851	915,518
1261	Hiriya School	384,532	-	346,079	461,438	475,282
	School Trust Fund	384,532	-	346,079	461,438	475,282
1068	Iskandaru School	659,601	66,060	593,641	791,521	815,267
	School Trust Fund	659,601	66,060	593,641	791,521	815,267
1070	Al- Madrasathul Arabiyyathul Islamiyya	286,964	-	258,268	344,357	354,687
	School Trust Fund	286,964	-	258,268	344,357	354,687
1071	Jamaaludeen School	178,675	-	160,808	214,410	220,842
	School Trust Fund	178,675	-	160,808	214,410	220,842
1072	Thaajudeen School	634,525	-	571,073	761,430	784,273
	School Trust Fund	634,525	-	571,073	761,430	784,273
1073	Kalaafaanu School	1,274,957	244,509	1,147,461	1,518,225	1,563,039
	School Trust Fund	1,274,957	244,509	1,147,461	1,518,225	1,563,039
1075	Muhiyudeen School	241,229	-	203,291	213,456	224,128
	School Trust Fund	241,229	-	203,291	213,456	224,128
1076	Imaadudeen School	176,022	-	158,420	211,226	217,563

		2019	2020	2021	2022	2023
		Actuals	Revised	Approved		
	School Trust Fund	176,022	-	158,420	211,226	217,563
1077	Ghaazee school	88,648	5,400	76,498	100,634	103,754
	School Trust Fund	88,648	5,400	76,498	100,634	103,754
1514	Rehendhi School	853,623	-	748,341	997,788	1,027,721
	School Trust Fund	853,623	-	748,341	997,788	1,027,721
1129	Ministry of Higher Education	930,866	-	1,544,693	1,572,619	1,595,797
	Higher Eductaion Trust Fund	930,866	-	1,544,693	1,572,619	1,595,797
1263	Maldives Polytechnic	79,078	-	63,262	65,635	67,604
	MIVET Trust Fund	79,078	-	63,262	65,635	67,604
1141	Maldives Islamic University	7,441,363	1,653,614	2,623,134	2,764,201	2,898,076
	IUM Trust Fund	7,441,363	1,653,614	2,623,134	2,764,201	2,898,076
1163	Ministry of Health	172,798	668,400	675,084	681,835	688,653
	Health Trust Fund	172,798	668,400	675,084	681,835	688,653
1250	National Social Protection Agency	2,822,131	-	-	-	-
	Social Safety Assistance Fund	2,822,131	-	-	-	-
1226	Regional Airports	747,400	-	-	-	-
	Kaadehdhoo Airport Trust Fund	747,400	-	-	-	-
1204	Ministry of Tourism	51,118,600	-	1,650,000	1,815,000	1,996,500
	Tourism Promotion Trust Fund	51,118,600	-	1,650,000	1,815,000	1,996,500
1271	Department of Heritage	948,519	109,771	895,732	904,689	913,736
	Heritage Trust Fund	948,519	109,771	895,732	904,689	913,736
1269	Dhivehi Bahuge Academy	201,702	17,463	55,000	60,500	66,550
	MIVET Trust Fund	201,702	17,463	55,000	60,500	66,550
1211	National Centre for the Arts	2,128,031	102,667	1,200,000	1,310,000	1,431,000
	Arts Development Fund	2,128,031	102,667	1,200,000	1,310,000	1,431,000
1239	Communications Authority of Maldives	20,683,179	4,380,564	16,546,543	22,751,497	23,434,042
	ICT Trust Fund	20,683,179	4,380,564	16,546,543	22,751,497	23,434,042
1233	Ministry of Fisheries, Marine Resources and Agriculture	2,885,317	753,015	2,635,000	2,673,500	2,715,850
	Agriculture Trust Fund	2,045,317	459,681	1,830,000	1,863,000	1,899,300
	Fisheries Trust Fund	840,000	293,334	805,000	810,500	816,550
1240	Ministry of Islamic Affairs	84,825,228	48,924,490	51,629,180	50,728,500	51,254,215
	Dheeneekanthah Kurieruvumah Trust Fund	1,002,090	43,675	189,256	202,555	209,145
	Miskithaabehey Vaqf Fund	7,600,553	2,970,822	5,070,881	3,693,212	3,744,009
	Zakat Fund	76,222,585	45,909,993	46,369,043	46,832,733	47,301,061
1229	Ministry of Environment	1,303,272	408,000	1,362,226	1,495,139	1,604,956
	B.Atoll Conservation Fund	666,438	408,000	703,011	770,003	807,306
	Conservation Fund	636,834	-	659,215	725,136	797,650
1510	Ministry Of Gender, Family and Social Services	6,416,609	3,477,384	4,868,555	5,911,816	6,089,171
	Kudakudhina Khaasa Eheege Trust Fund	6,416,609	3,477,384	4,868,555	5,911,816	6,089,171

		2019 Actuals	2020 Revised	2021	2022 Approved	2023
1192	National Drug Agency	60,000	75,600	105,840	128,520	132,376
	Drug Control Trust Fund	60,000	75,600	105,840	128,520	132,376
1477	Male' City Council	5,906,538	-	-	-	-
	Social and Economic Fund	5,906,538	-	-	-	-
1305	HDh. Kumundhoo Council	1,354,963	-	-	-	-
	Local Council Trust Fund	1,354,963	-	-	-	-
1308	HDh. Makunudhoo Council	57,636	-	-	-	-
	Local Council Trust Fund	57,636	-	-	-	-
1366	B. Fehendhoo Council	385,359	-	-	-	-
	Local Council Trust Fund	385,359	-	-	-	-
1376	K. Thulusdhoo Council	476,536	-	-	-	-
	Local Council Trust Fund	476,536	-	-	-	-
1464	GA. Kondey Council	195,975	-	-	-	-
	Local Council Trust Fund	195,975	-	-	-	-

4.6 LOAN DONORS 2019-2023

(IN MVR)

	2019 Actuals	2020 Revised	2021	2022 Approved	2023
Total	8,197,494,594	17,282,335,889	13,848,479,413	18,296,449,669	13,216,326,156
Bilateral	476,657,141	1,082,270,945	2,869,274,629	2,883,072,923	2,838,206,822
Abu Dhabi	78,549,955	85,864,859	308,329,869	400,355,200	422,965,320
Japan	-	730,000,000	-	-	-
Saudi Arabia	242,831,765	178,397,626	497,659,621	569,161,600	1,176,938,543
Kuwait	155,275,421	88,008,460	521,285,139	371,556,123	467,302,959
To be Obtained from Various Sources	-	-	1,542,000,000	1,542,000,000	771,000,000
Multilateral	7,720,837,453	16,200,064,944	10,979,204,784	15,413,376,746	10,378,119,334
ADB	41,767	385,422,179	93,169,856	153,627,078	191,416,471
EIB	-	397,567,445	67,800,000	120,000,000	150,000,000
IDB	56,228,343	181,271,636	238,080,438	76,796,388	67,775,713
IFAD	-	-	1,516,685	4,903,947	7,944,393
World Bank	416,047	206,926,231	134,907,381	60,914,244	103,646,952
OFID	351,694,427	383,022,569	350,008,880	271,387,951	588,149,657
AIIB	-	13,718,659	79,094,781	211,004,581	292,584,861
ING Bank	-	-	92,500,000	300,500,000	462,500,000
China Exim Bank	968,123,571	74,444,095	270,000,000	300,000,000	175,000,000
India Exim Bank	-	-	1,852,407,937	2,220,679,789	2,944,758,326
Clean Technology Fund	-	-	41,860,800	48,139,920	86,651,856
Deutsche Bank	-	-	56,000,000	110,000,000	107,500,000
CDP	-	-	3,847,500	7,310,250	9,868,838
Bonds Sold to Foreigners	70,468,098	4,662,545,750	3,855,000,000	7,710,000,000	1,542,000,000
Domestic Sources	6,273,865,200	9,895,146,380	3,843,010,526	3,818,112,598	3,648,322,267

4.7 GOVERNMENT TOTAL RECEIPTS 2021

(IN MVR)

		Office Revenue	Trust Fund Revenue	Grants Revenue	Loans Revenue	Other Revenue	Total Receipts
Total		18,178,096,924	736,162,762	2,226,539,752	13,848,479,413	462,600,000	35,451,878,851
S01 Presidents Office		167,003	-	-	-	-	167,003
1001	Presidents Office	149,476	-	-	-	-	149,476
1003	Official Residence of the President	16,415	-	-	-	-	16,415
1005	Official Residence of the Vice President	1,112	-	-	-	-	1,112
S02 People's Majlis		416,350	-	-	-	-	416,350
1242	People's Majlis	416,350	-	-	-	-	416,350
S04 Department of Judicial Administration		9,254,794	-	-	-	-	9,254,794
1264	Department of Judicial Administration	693,419	-	-	-	-	693,419
1248	Supreme Court of the Maldives	166,663	-	-	-	-	166,663
1249	High Court	246,123	-	-	-	-	246,123
1251	Majistrate Courts	4,084,201	-	-	-	-	4,084,201
1252	Civil Court	335,597	-	-	-	-	335,597
1253	Criminal Court	129,372	-	-	-	-	129,372
1254	Family Court	3,570,141	-	-	-	-	3,570,141
1255	Juvenile Court	24,412	-	-	-	-	24,412
1486	Drug Court	4,866	-	-	-	-	4,866
S03 Judicial Service Commission		4,894	-	-	-	-	4,894
1247	Judicial Service Commission	4,894	-	-	-	-	4,894
S05 Elections Commission		48,161	-	-	-	-	48,161
1244	Elections Commission	48,161	-	-	-	-	48,161
S06 Civil Service Commission		25,300	-	-	-	-	25,300
1256	Civil Service Commission	25,300	-	-	-	-	25,300
S07 Human Rights Commission		15,783	-	-	-	-	15,783
1246	Human Rights Commission	15,783	-	-	-	-	15,783
S08 Anti-Corruption Commission		71,743	-	-	-	-	71,743
1245	Anti-Corruption Commission	71,743	-	-	-	-	71,743
S09 Auditor Generals Office		121,083	-	-	-	-	121,083
1243	Auditor General's Office	121,083	-	-	-	-	121,083
S10 Prosecutor Generals Office		34,005	-	-	-	-	34,005
1257	Prosecutor General's Office	34,005	-	-	-	-	34,005
S11 Maldives Inland revenue Authority		13,171,483,709	616,551,387	-	-	-	13,788,035,096
1009	Maldives Inland revenue Authority	13,171,483,709	616,551,387	-	-	-	13,788,035,096
S12 Employment Tribunal		7,825	-	-	-	-	7,825
1222	Employment Tribunal	7,825	-	-	-	-	7,825
S14 Maldives Broadcasting Commission		3,143,156	-	-	-	-	3,143,156
1478	Maldives Broadcasting Commission	3,143,156	-	-	-	-	3,143,156
S15 Tax Appeal Tribunal		8,370	-	-	-	-	8,370
1275	Tax Appeal Tribunal	8,370	-	-	-	-	8,370

		Office Revenue	Trust Fund Revenue	Grants Revenue	Loans Revenue	Other Revenue	Total Receipts
S16	Local Government Authority	-	-	4,075,912	-	-	4,075,912
1276	Local Government Authority	-	-	4,075,912	-	-	4,075,912
S18	National Integrity Commission	2,789	-	-	-	-	2,789
1515	National Integrity Commission	2,789	-	-	-	-	2,789
S44	Family Protection Authority	2,200	-	-	-	-	2,200
1505	Family Protection Authority	2,200	-	-	-	-	2,200
S35	Attorney Generals Office	103,344	-	-	-	-	103,344
1144	Attorney General's Office	103,344	-	-	-	-	103,344
S20	Ministry of Finance	809,260,796	-	10,665,527	1,189,987,318	-	2,009,913,641
1272	Ministry of Finance	809,260,796	-	10,665,527	1,189,987,318	-	2,009,913,641
S37	Special Budget	-	4,701,086	1,542,000,000	9,408,119,617	462,600,000	11,417,420,703
1265	MOF / Special Budget	-	4,701,086	1,542,000,000	9,408,119,617	462,600,000	11,417,420,703
S21	Ministry of Defense	17,157,224	-	-	-	-	17,157,224
1012	Ministry of Defence	17,157,224	-	-	-	-	17,157,224
S55	Aviation Security Command	2,538,712	-	-	-	-	2,538,712
1498	Aviation Security Command	2,538,712	-	-	-	-	2,538,712
S45	Maldives National Defense Force	335,576	-	42,444,962	-	-	42,780,538
1013	Maldives National Defense Force	335,576	-	42,444,962	-	-	42,780,538
S53	National Disaster Management Authority	5,917	-	-	-	-	5,917
1014	National Disaster Management Authority	5,917	-	-	-	-	5,917
S47	Maldives Immigration	51,673,485	-	-	-	-	51,673,485
1029	Maldives Immigration	51,673,485	-	-	-	-	51,673,485
S22	Ministry of Home Affairs	23,420	-	-	-	-	23,420
1016	Ministry of Home Affairs	23,420	-	-	-	-	23,420
S39	Maldives Police Services	885,205	-	200,000	37,500,000	-	38,585,205
1027	Maldives Police Service	885,205	-	200,000	37,500,000	-	38,585,205
S46	Maldives Correctional Services	139,655	-	-	-	-	139,655
1025	Maldives Correctional Service	139,655	-	-	-	-	139,655
S40	Maldives Customs Services	3,351,833,354	-	-	-	-	3,351,833,354
1008	Maldives Customs Service	3,351,833,354	-	-	-	-	3,351,833,354
S23	Ministry of Education	9,430,570	29,056,040	3,557,364	-	-	42,043,974
1058	Ministry of Education	328,190	23,402,571	550,000	-	-	24,280,761
1060	Department of Public Examination	6,038,370	-	-	-	-	6,038,370
1500	National Institute of Education	377,795	-	2,500,000	-	-	2,877,795
1062	MOE / Atoll School Construction	-	-	507,364	-	-	507,364
1065	Majeediyya School	80,178	468,159	-	-	-	548,337
1066	Dharumavantha school	33,800	254,791	-	-	-	288,591
1067	Aminiyya School	158,434	666,639	-	-	-	825,073
1261	Hiriya School	60,545	346,079	-	-	-	406,624
1068	Iskandaru School	80,717	593,641	-	-	-	674,358
1069	Centre For Higher Secondary Education	89,967	-	-	-	-	89,967
1070	Al- Madrasathul Arabiyyathul Islamiyya	28,249	258,268	-	-	-	286,517
1071	Jamaaludeen School	101,059	160,808	-	-	-	261,867
1072	Thaajudeen School	127,214	571,073	-	-	-	698,287
1073	Kalaafaanu School	65,511	1,147,461	-	-	-	1,212,972
1075	Muhiyudeen School	34,579	203,291	-	-	-	237,870

		Office Revenue	Trust Fund Revenue	Grants Revenue	Loans Revenue	Other Revenue	Total Receipts
1076	Imaadudeen School	14,400	158,420	-	-	-	172,820
1077	Ghaazee school	83,687	76,498	-	-	-	160,185
1514	Rehendhi School	75,039	748,341	-	-	-	823,380
1526	Huravee School	13,130	-	-	-	-	13,130
1079	Ha.Atoll Education Centre	7,272	-	-	-	-	7,272
1080	Hdh.Atoll Education Centre	1,078	-	-	-	-	1,078
1081	Sh.Atoll Education Centre	4,997	-	-	-	-	4,997
1082	N.Atoll Education Centre	1,579	-	-	-	-	1,579
1084	B.Atoll Education Centre	4,979	-	-	-	-	4,979
1085	LH.Atoll Education Centre	28,655	-	-	-	-	28,655
1086	Adh.Atoll Education Centre	21,541	-	-	-	-	21,541
1087	F.Atoll Education Centre	19,857	-	-	-	-	19,857
1088	Dh.Atoll Education Centre	15,372	-	-	-	-	15,372
1089	TH.Atoll Education Centre	10,556	-	-	-	-	10,556
1090	L.Atoll Education Centre	59,138	-	-	-	-	59,138
1091	GA.Atoll Education Centre	37,283	-	-	-	-	37,283
1092	Gdh.Atoll Education Centre	28,143	-	-	-	-	28,143
1095	Ha.Atholhu Madharusaa	66,213	-	-	-	-	66,213
1096	Ihavandhoo School	56,058	-	-	-	-	56,058
1097	Madhurasathul Seikh Ibrahim	6,570	-	-	-	-	6,570
1098	Afeefudheen School	32,338	-	-	-	-	32,338
1099	Nolhivaram School	15,341	-	-	-	-	15,341
1100	Jalaaludeen School	8,624	-	-	-	-	8,624
1101	Sh.Atoll School	21,782	-	-	-	-	21,782
1103	Milandhoo School	47,299	-	-	-	-	47,299
1104	Kendhikulhudhoo School	12,534	-	-	-	-	12,534
1105	Meyna School	80,364	-	-	-	-	80,364
1106	Ungoofaaruu School	10,400	-	-	-	-	10,400
1108	Maduvarree School	2,035	-	-	-	-	2,035
1109	Hulhudhufaaruu School	13,003	-	-	-	-	13,003
1110	Thulhaadhoo School	1,778	-	-	-	-	1,778
1113	K.Atoll School	4,090	-	-	-	-	4,090
1115	Qatharu Ameer School	27,206	-	-	-	-	27,206
1116	L.Maavashu School	13,396	-	-	-	-	13,396
1117	Aboobakuru School	17,039	-	-	-	-	17,039
1118	Hafiz Ahmed School	11,633	-	-	-	-	11,633
1120	Hithadhoo School	109,349	-	-	-	-	109,349
1121	Sharafuddheen School	29,792	-	-	-	-	29,792
1122	Feydhoo School	43,375	-	-	-	-	43,375
1123	Addu High School	144,498	-	-	-	-	144,498
1501	Northern Education Unit	90,498	-	-	-	-	90,498
1521	North Central Education Unit	50,119	-	-	-	-	50,119
1502	Central Education Unit	326,620	-	-	-	-	326,620
1520	South Central Education Unit	53,625	-	-	-	-	53,625
1503	Southern Education Unit	103,677	-	-	-	-	103,677
S48	Ministry of Higher Education	1,176,362	1,607,955	13,027,831	51,279,250	-	67,091,398

		Office Revenue	Trust Fund Revenue	Grants Revenue	Loans Revenue	Other Revenue	Total Receipts
1129	Ministry of Higher Education	136,695	1,544,693	13,027,831	51,279,250	-	65,988,469
1142	Maldives Qualification Authority	938,999	-	-	-	-	938,999
1482	Technical and Vocational Education Training Authority	3,718	-	-	-	-	3,718
1263	Maldives Polytechnic	96,950	63,262	-	-	-	160,212
S24	Maldives Islamic University	139,892	2,623,134	-	-	-	2,763,026
1141	Maldives Islamic University	139,892	2,623,134	-	-	-	2,763,026
S25	Maldives National University	185,042	-	1,000,000	-	-	1,185,042
1130	Maldives National University	19,557	-	1,000,000	-	-	1,019,557
1131	Faculty of Education	18,582	-	-	-	-	18,582
1132	Faculty of Health Sciences	25,519	-	-	-	-	25,519
1133	Faculty of Management & Computing	11,966	-	-	-	-	11,966
1134	Faculty of Engineering Technology	11,154	-	-	-	-	11,154
1135	Faculty of Hospitality and Tourism Studies	12,438	-	-	-	-	12,438
1136	Centre for Maritime Studies	1,615	-	-	-	-	1,615
1137	Centre for Open Learning	5,102	-	-	-	-	5,102
1139	Atoll Campuses	8,308	-	-	-	-	8,308
1140	Faculty of Arts	6,068	-	-	-	-	6,068
1484	Faculty of Islamic Studies	55,000	-	-	-	-	55,000
1266	National law Library	1,137	-	-	-	-	1,137
1523	School of Nursing	1,555	-	-	-	-	1,555
1524	Centre for Foundation Studies	7,041	-	-	-	-	7,041
S26	Ministry of Foreign Affairs	61,367	-	-	-	-	61,367
1147	Ministry of Foreign Affairs	52,778	-	-	-	-	52,778
1149	Embassy of the Republic of Maldives in Colombo, Sri Lanka	1,915	-	-	-	-	1,915
1154	Embassy of the Republic of Maldives in Kuala Lumpur, Malaysia	6,674	-	-	-	-	6,674
S27	Ministry of Health	52,759,306	675,084	13,687,089	98,725,781	-	165,847,260
1163	Ministry of Health	9,214,201	675,084	11,887,089	98,725,781	-	120,502,155
1164	Health Protection Agency	4,285,246	-	1,800,000	-	-	6,085,246
1191	Maldives Food & Drug Authority	3,732,927	-	-	-	-	3,732,927
1507	Maldives Blood Service	1,663	-	-	-	-	1,663
1168	R. Regional Hospital	5,217,463	-	-	-	-	5,217,463
1170	M. Regional Hospital	548,526	-	-	-	-	548,526
1172	L. Regional Hospital	2,438,704	-	-	-	-	2,438,704
1171	GDH. Regional Hospital	3,337,819	-	-	-	-	3,337,819
1173	HA. Atoll Hospital	1,374,058	-	-	-	-	1,374,058
1174	SH. Atoll Hospital	781,818	-	-	-	-	781,818
1175	N. Atoll Hospital	2,206,480	-	-	-	-	2,206,480
1176	B. Atoll Hospital	4,880,414	-	-	-	-	4,880,414
1177	LH. Atoll Hospital	1,820,375	-	-	-	-	1,820,375
1497	K. Atoll Health Services	1,733,824	-	-	-	-	1,733,824
1178	AA. Atoll Hospital	1,570,072	-	-	-	-	1,570,072
1179	ADH. Atoll Hospital	1,912,037	-	-	-	-	1,912,037
1180	V. Atoll Hospital	577,510	-	-	-	-	577,510
1181	F. Atoll Hospital	777,421	-	-	-	-	777,421
1182	DH. Atoll Hospital	2,969,548	-	-	-	-	2,969,548
1183	TH. Atoll Hospital	941,887	-	-	-	-	941,887

		Office Revenue	Trust Fund Revenue	Grants Revenue	Loans Revenue	Other Revenue	Total Receipts
1184	GA. Atoll Hospital	1,312,541	-	-	-	-	1,312,541
1185	Gn. Atoll Hospital	741,486	-	-	-	-	741,486
1186	Dhamanaveshi	383,286	-	-	-	-	383,286
S58	Kulhudhuffushi Regional Hospital	2,090,918	-	-	-	-	2,090,918
1167	Kulhudhuffushi Regional Hospital	2,090,918	-	-	-	-	2,090,918
S59	Addu Equitorial Hospital	3,356,012	-	-	-	-	3,356,012
1169	Addu Equitorial Hospital	3,356,012	-	-	-	-	3,356,012
S42	Male' Group of Hospitals	93,272,844	-	-	-	-	93,272,844
1166	Indira Gandhi Memorial Hospital	50,532,458	-	-	-	-	50,532,458
1187	Villingili Hospital	205,494	-	-	-	-	205,494
1528	Dharumavantha Hospital	2,002	-	-	-	-	2,002
1188	Hulhumale Hospital	42,532,890	-	-	-	-	42,532,890
S41	National Social Protection Agency	21,908	-	-	-	-	21,908
1250	National Social Protection Agency	21,908	-	-	-	-	21,908
S28	Ministry of Economic Development	1,940,260	-	34,364,666	431,822,666	-	468,127,592
1202	Ministry of Economic Development	1,918,792	-	34,364,666	431,822,666	-	468,106,124
1517	Special Economic Zones Maldives	9,184	-	-	-	-	9,184
1511	Labour Relations Authority	12,284	-	-	-	-	12,284
S50	Ministry of Transport & Civil Aviation	30,399,316	-	-	-	-	30,399,316
1530	Ministry of Transport & Civil Aviation	18,565	-	-	-	-	18,565
1226	Regional Airports	4,138,991	-	-	-	-	4,138,991
1232	Transport Authority	26,241,760	-	-	-	-	26,241,760
S29	Ministry of Tourism	78,069	1,650,000	-	-	-	1,728,069
1204	Ministry of Tourism	78,069	1,650,000	-	-	-	1,728,069
S30	Ministry of Youth, Sports and Community Empowerment	1,491,313	-	-	74,634,000	-	76,125,313
1215	Ministry of Youth, Sports & Community Empowerment	1,491,313	-	-	74,634,000	-	76,125,313
S52	Ministry of Arts, Culture and Heritage	263,729	2,150,732	-	-	-	2,414,461
1532	Ministry of Arts, Culture and Heritage	52,360	-	-	-	-	52,360
1271	Department of Heritage	7,038	895,732	-	-	-	902,770
1269	Dhivehi Bahuge Academy	40,286	55,000	-	-	-	95,286
1210	National Library	83,487	-	-	-	-	83,487
1211	National Centre for the Arts	71,228	1,200,000	-	-	-	1,271,228
1213	National Bureau of Classification	3,830	-	-	-	-	3,830
1506	National Archives	5,500	-	-	-	-	5,500
S31	Ministry of National Planning, Housing and Infrastructure	8,341,819	-	238,550,384	2,199,100,907	-	2,445,993,110
1224	Ministry of National Planning, Housing and Infrastructure	5,112,493	-	238,315,384	2,199,100,907	-	2,442,528,784
1483	Maldives Land and Survey Authority	93,936	-	-	-	-	93,936
1011	National Bureau of Statistics	17,181	-	235,000	-	-	252,181
1026	Department of National Registrations	3,118,209	-	-	-	-	3,118,209
S51	Ministry of Communication, Science and Technology	542,952,167	16,546,543	-	-	-	559,498,710
1531	Ministry of Communication, Science and Technology	7,062	-	-	-	-	7,062
1238	National Centre For Information Technology	230,340	-	-	-	-	230,340
1239	Communications Authority of Maldives	542,714,765	16,546,543	-	-	-	559,261,308
S32	Ministry of Fisheries, Marine Resources and Agriculture	3,072,019	2,635,000	50,227,664	81,516,685	-	137,451,368
1233	Ministry of Fisheries, Marine Resources and Agriculture	3,072,019	2,635,000	50,227,664	81,516,685	-	137,451,368
S33	Ministry of Islamic Affairs	856,263	51,629,180	20,843,328	-	-	73,328,771

		Office Revenue	Trust Fund Revenue	Grants Revenue	Loans Revenue	Other Revenue	Total Receipts
1240	Ministry of Islamic Affairs	851,639	51,629,180	5,843,328	-	-	58,324,147
1241	Center for the Holy Quran	4,624	-	15,000,000	-	-	15,004,624
S34	Ministry of Environment	7,189,418	1,362,226	209,514,113	275,793,189	-	493,858,946
1229	Ministry of Environment	115,236	1,362,226	209,214,113	275,793,189	-	486,484,764
1228	Maldives Meteorological Service	1,208	-	-	-	-	1,208
1230	Maldives energy Authority	6,289	-	-	-	-	6,289
1231	Environmental Protection Agency	7,066,685	-	300,000	-	-	7,366,685
S36	Ministry Of Gender, Family and Social Services	254,477	4,974,395	7,690,000	-	-	12,918,872
1510	Ministry Of Gender, Family and Social Services	104,792	4,868,555	7,690,000	-	-	12,663,347
1196	Family & Children Service Centre	2,616	-	-	-	-	2,616
1197	Kudakudhinge Hiya	7,457	-	-	-	-	7,457
1516	Fiyavathi	24,303	-	-	-	-	24,303
1192	National Drug Agency	40,146	105,840	-	-	-	145,986
1194	Khaassa Eheeah Beynunvaa Meehun thibey Marukaz	75,163	-	-	-	-	75,163
S43	Councils	-	-	34,690,912	-	-	34,690,912
1277	Addu City Council	-	-	30,690,912	-	-	30,690,912
1285	HA. Hoarafushee Council	-	-	4,000,000	-	-	4,000,000

5

Government Expenditure



5.1 ECONOMIC CLASSIFICATION OF GOVERNMENT BUDGET 2019 - 2023

(IN MVR)

		2019 Actuals		2020 Revised		2021		2022 Approved		2023	
		Mrf	%	Mrf	%	Mrf	%	Mrf	%	Mrf	%
RECURRENT EXPENDITURE		21,372.0	70.9	20,876.9	65.7	21,638.1	62.0	22,099.6	49.1	22,618.2	55.4
CAPITAL EXPENDITURE		8,756.3	29.1	10,910.2	34.3	13,284.6	38.0	22,878.3	50.9	18,228.0	44.6
TOTAL BUDGET		30,128.2	100.0	31,787.1	100.0	34,922.7	100.0	44,977.9	100.0	40,846.1	100.0
RECURRENT EXPENDITURE		21,372.0	70.9	20,876.9	65.7	21,638.1	62.0	22,099.6	49.1	22,618.2	55.4
210	Personal Emoluments	8,294.2	27.5	8,138.5	25.6	8,416.4	24.1	8,904.3	19.8	9,151.9	22.4
213	Pensions, Retirement Benefits and Gratuities	1,540.8	5.1	1,555.7	4.9	1,592.5	4.6	1,670.2	3.7	1,772.1	4.3
221	Travel Expenses	231.3	0.8	156.2	0.5	172.3	0.5	168.4	0.4	166.9	0.4
222	Supplies and Requisites	637.3	2.1	668.4	2.1	611.8	1.8	599.9	1.3	613.8	1.5
223	Operational Services	1,930.5	6.4	1,916.2	6.0	2,383.9	6.8	2,127.3	4.7	2,089.8	5.1
224	Supplies and Requisites for Service Provision	973.8	3.2	1,618.0	5.1	1,098.3	3.1	968.7	2.2	996.9	2.4
225	Training	564.2	1.9	407.0	1.3	630.8	1.8	642.3	1.4	653.7	1.6
226	Repairs and Maintenance	408.4	1.4	276.9	0.9	259.4	0.7	286.9	0.6	279.6	0.7
227	Interest Payments	1,540.8	5.1	1,708.1	5.4	2,468.4	7.1	2,715.6	6.0	2,580.5	6.3
228	Grants, Contributions and Subsidies	3,760.3	12.5	4,338.2	13.6	3,904.2	11.2	3,915.8	8.7	4,212.9	10.3
281	Payments against losses and right-offs	1,490.3	4.9	93.9	0.3	100.2	0.3	100.2	0.2	100.3	0.2
CAPITAL EXPENDITURE		8,756.3	29.1	10,910.2	34.3	13,284.6	38.0	22,878.3	50.9	18,228.0	44.6
291	Development Projects	12.1	0.0	4.9	0.0	3.1	0.0	7.4	0.0	6.5	0.0
292	Budget Contingency	-	-	-	-	1,395.3	4.0	1,788.8	4.0	1,537.1	3.8
421	Land and Buildings	1,240.9	4.1	2,490.2	7.8	2,516.7	7.2	4,426.4	9.8	3,440.9	8.4
422	Infrastructure Assets	3,007.8	10.0	3,074.6	9.7	5,924.8	17.0	9,133.0	20.3	9,635.5	23.6
423	Capital Equipment	463.3	1.5	539.9	1.7	543.9	1.6	496.5	1.1	450.2	1.1
440	Investment Outlays	1,582.5	5.3	2,155.4	6.8	1,380.9	4.0	618.4	1.4	533.7	1.3
720	Debt Amortization	1,124.5	3.7	1,138.2	3.6	1,469.9	4.2	6,357.8	14.1	2,574.1	6.3
730	Loan Outlays	1,325.2	4.4	1,507.0	4.7	50.0	0.1	50.0	0.1	50.0	0.1
210	Personal Emoluments	8,294.2	27.5	8,138.5	25.6	8,416.4	24.1	8,904.3	19.8	9,151.9	22.4
211	Salaries and Wages	4,642.9	15.4	4,327.4	13.6	4,510.2	12.9	5,003.0	11.1	5,251.1	12.9
212	Allowances	3,651.3	12.1	3,811.1	12.0	3,906.3	11.2	3,901.4	8.7	3,900.8	9.5
211	Salaries and Wages	4,642.9	15.4	4,327.4	13.6	4,510.2	12.9	5,003.0	11.1	5,251.1	12.9
211001	Salaries and Wages	3,999.2	13.3	3,833.8	12.1	3,943.5	11.3	4,438.8	9.9	4,686.9	11.5
211002	Overtime Pay	643.7	2.1	493.6	1.6	566.7	1.6	564.2	1.3	564.2	1.4
212	Allowances to Employees	3,651.3	12.1	3,811.1	12.0	3,906.3	11.2	3,901.4	8.7	3,900.8	9.5
212002	Higher Education Allowance	33.7	0.1	37.1	0.1	37.3	0.1	37.3	0.1	37.3	0.1
212003	Technical Allowance	162.7	0.5	176.5	0.6	184.7	0.5	184.7	0.4	184.7	0.5
212004	Long-Term Allowance	97.9	0.3	102.4	0.3	111.1	0.3	111.1	0.2	111.1	0.3
212005	Ramazan Allowance	127.9	0.4	120.5	0.4	122.4	0.4	122.4	0.3	122.4	0.3
212006	Medical Allowance	0.0	0.0	0.0	0.0	0.2	0.0	0.2	0.0	0.2	0.0
212007	Domestic Market Allowance	-	-	-	-	0.1	0.0	0.1	0.0	0.1	0.0
212008	Salary Increment	1.3	0.0	0.6	0.0	0.1	0.0	0.1	0.0	0.1	0.0

		2019 Actuals		2020 Revised		2021		2022 Approved		2023	
		Mrf	%	Mrf	%	Mrf	%	Mrf	%	Mrf	%
212009	Special Allowance for The Post	81.9	0.3	78.6	0.2	87.9	0.3	87.9	0.2	87.7	0.2
212010	Food Allowance	156.1	0.5	169.3	0.5	155.1	0.4	155.1	0.3	155.1	0.4
212011	Committee Allowance	28.3	0.1	28.4	0.1	30.0	0.1	30.0	0.1	30.0	0.1
212012	Allowance for local non-residents	97.8	0.3	108.8	0.3	112.3	0.3	112.3	0.2	112.3	0.3
212013	Commuting Allowance for Local Non-Residents	17.7	0.1	19.0	0.1	20.3	0.1	20.3	0.0	20.3	0.0
212014	Dependants' Allowance	440.2	1.5	444.8	1.4	480.9	1.4	480.9	1.1	480.8	1.2
212015	Holiday Allowance	64.5	0.2	60.2	0.2	62.9	0.2	62.9	0.1	62.9	0.2
212016	Allowance for Work Other Than Assigned	0.8	0.0	78.7	0.2	0.6	0.0	0.6	0.0	0.6	0.0
212017	Annual Leave Cancellation Allowance	8.6	0.0	8.1	0.0	-	-	-	-	-	-
212018	Uniform Allowance	21.2	0.1	22.6	0.1	24.3	0.1	24.3	0.1	24.3	0.1
212019	Acting Allowance	5.2	0.0	3.6	0.0	2.9	0.0	2.9	0.0	2.9	0.0
212020	Religious Service Allowance	9.5	0.0	7.9	0.0	11.3	0.0	11.3	0.0	11.3	0.0
212021	Shift Duty Allowance	23.4	0.1	23.1	0.1	29.2	0.1	29.2	0.1	29.2	0.1
212022	Hardship Allowance	2.0	0.0	2.0	0.0	2.3	0.0	2.3	0.0	2.3	0.0
212023	Exclusive Job Allowance	474.2	1.6	505.7	1.6	536.8	1.5	536.8	1.2	536.8	1.3
212024	Phone Allowance	29.2	0.1	28.9	0.1	32.0	0.1	32.0	0.1	32.0	0.1
212025	Risk Allowance	134.9	0.4	132.0	0.4	160.2	0.5	160.2	0.4	160.2	0.4
212026	Clothing Allowance	2.2	0.0	2.8	0.0	2.3	0.0	2.3	0.0	2.3	0.0
212027	Service Allowance	1,372.4	4.6	1,422.6	4.5	1,453.2	4.2	1,448.4	3.2	1,448.2	3.5
212028	Accountable Officers' Allowance	0.4	0.0	-	-	0.0	0.0	0.0	0.0	0.0	0.0
212029	Scholarship and Fellowship Allowance-Overseas	6.2	0.0	5.0	0.0	2.1	0.0	2.1	0.0	2.1	0.0
212030	Scholarship and Fellowship Allowance-Local	-	-	-	-	0.1	0.0	0.1	0.0	0.1	0.0
212031	Supporting Core Allowance	163.6	0.5	132.7	0.4	139.5	0.4	139.5	0.3	139.5	0.3
212032	Technical Core Allowance	26.1	0.1	30.6	0.1	37.4	0.1	37.4	0.1	37.4	0.1
212999	Other Allowances	61.4	0.2	58.7	0.2	66.7	0.2	66.7	0.1	66.7	0.2
213	Pensions, Retirement Benefits and Gratuities	1,540.8	5.1	1,555.7	4.9	1,592.5	4.6	1,670.2	3.7	1,772.1	4.3
213001	Pensions	978.5	3.2	1,101.2	3.5	1,008.8	2.9	1,036.6	2.3	1,069.5	2.6
213002	Retirement Benefits and Gratuities	102.0	0.3	8.5	0.0	8.6	0.0	8.6	0.0	8.6	0.0
213003	Retirement benefits paid upon Retirement	36.0	0.1	23.8	0.1	74.3	0.2	67.4	0.1	94.6	0.2
213004	Monthly Payment to the Retired	187.7	0.6	197.5	0.6	249.8	0.7	289.9	0.6	329.8	0.8
213006	Contribution to the retirement pension scheme	236.6	0.8	224.6	0.7	251.0	0.7	267.8	0.6	269.6	0.7
221	Travel Expenses	231.3	0.8	156.2	0.5	172.3	0.5	168.4	0.4	166.9	0.4
221001	Travelling Expenses - Local Sea Travel	45.9	0.2	38.3	0.1	35.3	0.1	32.7	0.1	32.8	0.1
221002	Travelling Expenses - Local Land Travel	3.0	0.0	5.0	0.0	7.5	0.0	7.1	0.0	6.4	0.0
221003	Travelling Expenses - Local Air Travel	36.6	0.1	70.7	0.2	39.0	0.1	35.8	0.1	36.0	0.1
221004	Travelling Expenses - Overseas	99.7	0.3	11.8	0.0	50.3	0.1	51.2	0.1	49.0	0.1
221005	Travelling Expenses for Foreigners	39.3	0.1	25.7	0.1	34.1	0.1	35.2	0.1	36.1	0.1
221999	Other Travelling Expenses	6.9	0.0	4.7	0.0	6.2	0.0	6.4	0.0	6.6	0.0
222	Administrative Supplies	637.3	2.1	668.4	2.1	611.8	1.8	599.9	1.3	613.8	1.5
222001	Stationery and Office Requisites	69.0	0.2	51.6	0.2	66.5	0.2	64.8	0.1	66.4	0.2
222002	IT Related Materials	8.7	0.0	9.9	0.0	15.5	0.0	14.2	0.0	14.6	0.0
222003	Fuel and Lubricants	121.0	0.4	133.8	0.4	128.8	0.4	125.2	0.3	127.9	0.3
222004	Meals for Employees During Office Hours	331.9	1.1	361.3	1.1	308.8	0.9	307.0	0.7	314.3	0.8
222005	Electrical Items	10.8	0.0	10.3	0.0	9.3	0.0	9.3	0.0	9.5	0.0

		2019		2020		2021		2022		2023	
		Actuals		Revised				Approved			
		Mrf	%	Mrf	%	Mrf	%	Mrf	%	Mrf	%
222006	Spare Parts	17.9	0.1	15.7	0.0	17.5	0.1	17.7	0.0	18.2	0.0
222007	Materials for Uniforms	35.2	0.1	22.3	0.1	22.9	0.1	23.6	0.1	24.3	0.1
222008	Supplies for Office Cleaning	16.1	0.1	25.6	0.1	20.4	0.1	19.3	0.0	19.8	0.0
222009	Utensils and Accessories	1.9	0.0	2.2	0.0	1.8	0.0	1.9	0.0	1.9	0.0
222010	Office Decoration Materials	0.7	0.0	0.6	0.0	1.0	0.0	1.1	0.0	1.1	0.0
222011	Curtains, Table Cloths Etc	5.1	0.0	8.7	0.0	4.6	0.0	4.7	0.0	4.9	0.0
222999	Other Administrative Supplies	19.2	0.1	26.5	0.1	14.6	0.0	11.1	0.0	10.8	0.0
223	Administrative Services	1,930.5	6.4	1,916.2	6.0	2,383.9	6.8	2,127.3	4.7	2,089.8	5.1
223001	Telephone, Fax and Telex	64.1	0.2	67.7	0.2	68.7	0.2	67.5	0.1	69.7	0.2
223002	Electricity	600.4	2.0	391.7	1.2	427.8	1.2	433.9	1.0	446.4	1.1
223003	Water and Sanitation Services	116.0	0.4	103.7	0.3	82.7	0.2	82.4	0.2	84.7	0.2
223004	Leased Line and Internet	128.7	0.4	138.3	0.4	134.2	0.4	137.8	0.3	141.9	0.3
223005	Building rent and Land rent	103.1	0.3	357.1	1.1	167.7	0.5	177.6	0.4	172.7	0.4
223006	Hire Charges	0.7	0.0	1.8	0.0	1.2	0.0	1.2	0.0	1.2	0.0
223007	Security and Safeguarding Services	85.5	0.3	82.0	0.3	88.2	0.3	90.8	0.2	93.5	0.2
223008	Cleaning Services and Waste Disposal	65.4	0.2	56.9	0.2	43.1	0.1	42.8	0.1	44.0	0.1
223009	Postage and Message	1.4	0.0	2.0	0.0	1.8	0.0	1.9	0.0	1.9	0.0
223010	Announcements, Subscriptions and Advertisements	5.9	0.0	9.5	0.0	8.2	0.0	7.5	0.0	7.7	0.0
223011	Carriage and Conveyance	13.7	0.0	12.3	0.0	10.2	0.0	10.3	0.0	10.6	0.0
223012	Meeting or Seminar Related Expenses	36.1	0.1	10.7	0.0	20.1	0.1	22.5	0.1	20.4	0.1
223013	National Competitions and Ceremonies	34.7	0.1	10.3	0.0	24.1	0.1	25.7	0.1	24.7	0.1
223014	Social Development Programmes	55.7	0.2	37.8	0.1	278.2	0.8	126.6	0.3	151.1	0.4
223015	Examination Related Expenses	34.8	0.1	16.7	0.1	21.4	0.1	22.1	0.0	22.7	0.1
223016	Consultancy, Translation & Other Related Services	88.4	0.3	156.5	0.5	190.0	0.5	177.4	0.4	180.1	0.4
223017	Expenses on Foreign Dignitaries	25.8	0.1	5.2	0.0	16.8	0.0	13.7	0.0	14.1	0.0
223018	Visa, Workpermit Fees of Expatriate Staff	17.1	0.1	19.8	0.1	14.6	0.0	15.1	0.0	15.5	0.0
223019	Annual Fees to Government	10.3	0.0	11.8	0.0	10.1	0.0	10.4	0.0	10.7	0.0
223020	Printing Services	55.3	0.2	53.4	0.2	70.5	0.2	61.2	0.1	63.0	0.2
223021	Laundry Services	0.3	0.0	0.5	0.0	0.5	0.0	0.5	0.0	0.6	0.0
223022	Staff Medical Expenses	147.8	0.5	95.0	0.3	84.3	0.2	86.8	0.2	89.4	0.2
223023	Expenses on International & Local Fairs	9.2	0.0	83.7	0.3	211.9	0.6	180.7	0.4	174.9	0.4
223024	Bank Charges and Commission	18.2	0.1	20.0	0.1	16.2	0.0	16.3	0.0	16.5	0.0
223025	Insurance	38.9	0.1	43.8	0.1	43.3	0.1	44.0	0.1	45.2	0.1
223999	Other Administrative Services	172.8	0.6	128.1	0.4	347.8	1.0	270.8	0.6	186.5	0.5
224	Operational Consumables	973.8	3.2	1,618.0	5.1	1,098.3	3.1	968.7	2.2	996.9	2.4
224001	Medical Consumables	852.7	2.8	1,472.1	4.6	981.5	2.8	848.6	1.9	874.9	2.1
224011	Educational Consumables	13.8	0.0	17.0	0.1	13.7	0.0	14.2	0.0	14.6	0.0
224021	Provision of food to people under arrest and detention	87.9	0.3	104.1	0.3	87.8	0.3	90.3	0.2	91.3	0.2
224022	Other Material for People Under Arrest & Detention	16.5	0.1	17.7	0.1	12.6	0.0	13.0	0.0	13.4	0.0
224999	Other Operational Consumables	2.9	0.0	7.2	0.0	2.6	0.0	2.6	0.0	2.7	0.0
225	Training Expenses	564.2	1.9	407.0	1.3	630.8	1.8	642.3	1.4	653.7	1.6
225001	Scholarship and Fellowship Assistance	492.9	1.6	380.2	1.2	552.2	1.6	578.7	1.3	607.6	1.5
225002	Short Course Fees and Expenses - Overseas Training	17.9	0.1	2.7	0.0	3.6	0.0	3.7	0.0	3.8	0.0
225003	Workshops Related Expenses	18.4	0.1	3.5	0.0	23.8	0.1	23.2	0.1	10.1	0.0

		2019		2020		2021		2022		2023	
		Actuals		Revised				Approved			
		Mrf	%	Mrf	%	Mrf	%	Mrf	%	Mrf	%
225004	Course Fees and Related Expenses - Local Training	1.5	0.0	2.2	0.0	7.1	0.0	7.1	0.0	7.2	0.0
225005	Conducting Training Courses	25.1	0.1	16.1	0.1	38.2	0.1	23.8	0.1	19.3	0.0
225006	Staff training	8.4	0.0	2.4	0.0	6.0	0.0	5.8	0.0	5.8	0.0
226	Repairs and Maintenance	408.4	1.4	276.9	0.9	259.4	0.7	286.9	0.6	279.6	0.7
226001	Repairs - Residential Buildings	13.5	0.0	24.8	0.1	6.8	0.0	7.1	0.0	7.3	0.0
226002	Repairs - Non-Residential Buildings	235.8	0.8	124.5	0.4	84.6	0.2	88.4	0.2	90.2	0.2
226003	Repairs - Roads and Bridges	2.6	0.0	1.8	0.0	20.7	0.1	20.7	0.0	20.8	0.1
226004	Repairs - Airports	0.1	0.0	0.1	0.0	-	-	-	-	-	-
226005	Repairs - Wharves, Ports and Harbours	4.0	0.0	4.4	0.0	0.8	0.0	0.9	0.0	1.0	0.0
226006	Repairs - Water and Sanitation Systems	18.7	0.1	8.9	0.0	5.2	0.0	5.7	0.0	6.3	0.0
226007	Repairs - Electricity Systems	10.2	0.0	6.6	0.0	6.6	0.0	6.7	0.0	7.3	0.0
226008	Repairs - Other Infrastructure	20.4	0.1	6.7	0.0	4.4	0.0	2.9	0.0	3.2	0.0
226009	Repairs - Furniture and Fittings	4.1	0.0	2.7	0.0	3.3	0.0	3.6	0.0	4.0	0.0
226010	Repairs - Machinery and Equipment	28.9	0.1	20.4	0.1	29.0	0.1	31.1	0.1	33.7	0.1
226011	Repairs - Vehicular Equipment	3.8	0.0	0.6	0.0	3.8	0.0	8.4	0.0	4.5	0.0
226012	Repairs - Communication Infrastructure	6.4	0.0	9.3	0.0	10.7	0.0	11.7	0.0	12.9	0.0
226013	Repairs - Computer Software	13.9	0.0	11.0	0.0	11.8	0.0	13.0	0.0	14.3	0.0
226014	Repairs - IT-Related Hardware	4.7	0.0	5.6	0.0	8.9	0.0	9.7	0.0	10.7	0.0
226015	Repairs - Other Equipment	0.5	0.0	1.0	0.0	0.5	0.0	0.5	0.0	0.5	0.0
226016	Repairs - Motor Vehicles	15.2	0.1	14.3	0.0	23.5	0.1	33.1	0.1	28.2	0.1
226017	Repairs - Ships and Boats	25.5	0.1	34.1	0.1	38.9	0.1	43.2	0.1	34.9	0.1
227	Financing and Interest Costs	1,540.8	5.1	1,708.1	5.4	2,468.4	7.1	2,715.6	6.0	2,580.5	6.3
227001	Interest Payments to Government Agencies	159.4	0.5	145.6	0.5	143.4	0.4	141.5	0.3	139.6	0.3
227002	Interest Payments to Domestic Sources	1.8	0.0	17.9	0.1	2.3	0.0	2.6	0.0	2.8	0.0
227003	Interest Payments to Foreign Sources	624.5	2.1	724.2	2.3	1,319.9	3.8	1,511.8	3.4	1,503.4	3.7
227011	Discount on Treasury Bills	755.1	2.5	820.3	2.6	1,002.8	2.9	1,059.8	2.4	934.7	2.3
228	Grants, Contribution and Subsidies	3,760.3	12.5	4,338.2	13.6	3,904.2	11.2	3,915.8	8.7	4,212.9	10.3
228001	Subsidies	491.7	1.6	173.9	0.5	95.1	0.3	1.2	0.0	1.3	0.0
228002	Welfare Payments	0.1	0.0	2.6	0.0	3.0	0.0	3.3	0.0	3.6	0.0
228003	Grants to Private Parties	211.7	0.7	185.4	0.6	143.1	0.4	144.3	0.3	146.2	0.4
228004	Awards	12.9	0.0	7.7	0.0	7.0	0.0	7.3	0.0	7.9	0.0
228005	Indemnities and Relief Against Natural Calamities	14.2	0.0	189.8	0.6	19.4	0.1	16.3	0.0	10.3	0.0
228006	Subscriptions & Fees to Domestic Organisations	3.2	0.0	0.1	0.0	0.0	0.0	0.3	0.0	1.5	0.0
228007	Subscriptions and Fees to International Organisation	32.1	0.1	42.4	0.1	46.9	0.1	51.1	0.1	54.8	0.1
228008	Donation to foreign parties or foreign governments	-	-	13.8	0.0	-	-	-	-	-	-
228009	Assistance to Associations and Social Organisations	131.6	0.4	101.1	0.3	94.4	0.3	103.0	0.2	97.3	0.2
228010	Assistance for Community Programs	47.6	0.2	8.8	0.0	3.0	0.0	3.0	0.0	3.0	0.0
228011	Electricity Subsidies	468.5	1.6	624.6	2.0	427.7	1.2	427.7	1.0	427.7	1.0
228012	Water Subsidy	-	-	21.0	0.1	-	-	-	-	-	-
228013	Food Subsidies	321.0	1.1	338.1	1.1	365.6	1.0	365.3	0.8	365.3	0.9
228014	Single Parents Allowance	48.9	0.2	56.5	0.2	60.0	0.2	60.6	0.1	63.7	0.2
228015	Medical Treatment Support -Abroad	54.8	0.2	38.0	0.1	40.0	0.1	30.0	0.1	30.0	0.1
228016	Medical Treatment Support -Local	50.2	0.2	63.9	0.2	70.0	0.2	75.0	0.2	75.0	0.2

		2019		2020		2021		2022		2023	
		Actuals		Revised				Approved			
		Mrf	%	Mrf	%	Mrf	%	Mrf	%	Mrf	%
228017	Foster Parents Allowance	2.4	0.0	2.6	0.0	2.9	0.0	3.0	0.0	3.1	0.0
228018	Health Insurance Premium	1,313.5	4.4	950.8	3.0	717.8	2.1	741.2	1.6	787.2	1.9
228019	Disability Allowance	195.9	0.7	215.9	0.7	250.0	0.7	278.1	0.6	292.0	0.7
228022	Grants to Pre-schools	21.2	0.1	20.0	0.1	21.0	0.1	21.0	0.0	21.0	0.1
228023	Grants to Councils	126.3	0.4	942.8	3.0	1,281.5	3.7	1,326.7	2.9	1,562.1	3.8
228024	Therapeutic Service	3.2	0.0	31.6	0.1	33.0	0.1	34.7	0.1	36.4	0.1
228025	Subsidy for Waste Management	-	-	-	-	30.0	0.1	30.0	0.1	30.0	0.1
228027	Income Support and Job Seeker Allowance	-	-	150.0	0.5	-	-	-	-	-	-
228999	Other Grants, Contributions and Subsidies	209.6	0.7	156.9	0.5	192.7	0.6	192.7	0.4	193.4	0.5
281	Losses	1,490.3	4.9	93.9	0.3	100.2	0.3	100.2	0.2	100.3	0.2
281001	Losses from Government Agencies	1,428.7	4.7	91.1	0.3	100.0	0.3	100.0	0.2	100.0	0.2
281002	Losses from Private Parties	49.5	0.2	2.7	0.0	0.2	0.0	0.2	0.0	0.3	0.0
281003	Losses on Exchange Rates	12.0	0.0	0.1	0.0	-	-	-	-	-	-
281999	Other Losses	0.0	0.0	-	-	-	-	-	-	-	-
291	Capital Outlays	12.1	0.0	4.9	0.0	3.1	0.0	7.4	0.0	6.5	0.0
291001	Local Components for Foreign Assisted Projects	5.3	0.0	0.5	0.0	0.1	0.0	0.1	0.0	0.1	0.0
291002	Implementation Costs of Foreign Assisted Projects	5.1	0.0	-	-	1.6	0.0	5.8	0.0	4.8	0.0
291003	Other Economic Development Expenditure from Government Budget	1.7	0.0	4.4	0.0	1.4	0.0	1.5	0.0	1.5	0.0
292	Budget Provisions	0.0	0.0	0.0	0.0	1,395.3	4.0	1,788.8	4.0	1,537.1	3.8
292101	Budget Contingency	-	-	-	-	1,395.3	4.0	1,788.8	4.0	1,537.1	3.8
421	Land and Buildings	1,240.9	4.1	2,490.2	7.8	2,516.7	7.2	4,426.4	9.8	3,440.9	8.4
421001	Land	291.1	1.0	1,322.8	4.2	623.6	1.8	1,285.0	2.9	1,405.7	3.4
421002	Residential Buildings	260.4	0.9	214.0	0.7	757.7	2.2	805.6	1.8	759.1	1.9
421003	Non-Residential Buildings	689.4	2.3	953.3	3.0	1,135.4	3.3	2,335.8	5.2	1,276.0	3.1
422	Infrastructure Assets	3,007.8	10.0	3,074.6	9.7	5,924.8	17.0	9,133.0	20.3	9,635.5	23.6
422001	Roads and Bridges	209.1	0.7	540.8	1.7	882.7	2.5	1,427.4	3.2	1,927.2	4.7
422002	Airports	1,344.0	4.5	525.4	1.7	1,351.2	3.9	1,505.3	3.3	2,383.2	5.8
422003	Wharves, Ports and Harbours	342.9	1.1	649.2	2.0	913.2	2.6	1,909.2	4.2	1,657.0	4.1
422004	Water and Sanitation Systems	642.0	2.1	702.7	2.2	1,289.6	3.7	1,787.0	4.0	1,756.6	4.3
422005	Electricity Systems	3.0	0.0	-	-	-	-	-	-	-	-
422999	Other Infrastructure	466.8	1.5	656.5	2.1	1,488.1	4.3	2,504.1	5.6	1,911.5	4.7
423	Furniture, Machinery & Equipment	463.3	1.5	539.9	1.7	543.9	1.6	496.5	1.1	450.2	1.1
423001	Furniture and Fittings	40.2	0.1	46.1	0.1	52.3	0.1	46.7	0.1	51.2	0.1
423002	Machinery and Equipment	123.9	0.4	338.0	1.1	176.0	0.5	153.5	0.3	154.0	0.4
423003	Vehicular Equipment	1.1	0.0	0.7	0.0	0.1	0.0	0.1	0.0	0.1	0.0
423004	Tools, Instruments, Apparatus	11.9	0.0	4.3	0.0	3.8	0.0	4.1	0.0	4.5	0.0
423005	Reference Books and Exhibition Goods	0.7	0.0	9.0	0.0	0.4	0.0	-	-	-	-
423006	Communication Infrastructure	46.1	0.2	7.3	0.0	11.5	0.0	12.1	0.0	13.3	0.0
423007	Computer Software	33.3	0.1	31.9	0.1	108.9	0.3	97.4	0.2	79.6	0.2
423008	IT-Related Hardware	145.3	0.5	72.9	0.2	131.8	0.4	109.8	0.2	87.4	0.2
423999	Other Equipment	17.5	0.1	8.1	0.0	16.7	0.0	21.5	0.0	25.8	0.1
424001	Motor Vehicles	37.3	0.1	11.4	0.0	23.8	0.1	21.0	0.0	20.5	0.1

		2019		2020		2021		2022		2023	
		Actuals		Revised				Approved			
		Mrf	%	Mrf	%	Mrf	%	Mrf	%	Mrf	%
424002	Ships and Boats	4.4	0.0	10.4	0.0	18.2	0.1	29.4	0.1	12.9	0.0
424003	Aerospace Equipments	-	-	-	-	0.6	0.0	0.6	0.0	0.6	0.0
451012	Minor Extensions to Non-Residential Buildings	1.6	0.0	0.0	0.0	-	-	0.4	0.0	0.4	0.0
440	Investment Outlays	1,582.5	5.3	2,155.4	6.8	1,380.9	4.0	618.4	1.4	533.7	1.3
441001	Equity Capital to Public Enterprises	66.4	0.2	-	-	-	-	-	-	-	-
441002	Capital Contribution to profit oriented public agencies	1,507.1	5.0	1,964.1	6.2	1,359.6	3.9	596.7	1.3	512.0	1.3
442001	Capital transfers abroad	8.9	0.0	21.3	0.1	21.3	0.1	21.7	0.0	21.7	0.1
442002	Long Term Investments	-	-	170.0	0.5	-	-	-	-	-	-
720	Debt Amortization	1,124.5	3.7	1,138.2	3.6	1,469.9	4.2	6,357.8	14.1	2,574.1	6.3
721999	Short Term Domestic Loan Repayment-Other	-	-	-	-	343.0	1.0	343.0	0.8	343.0	0.8
723002	Long Term Dom. Loan Repayment-State Financial Institutions	82.4	0.3	151.2	0.5	79.8	0.2	584.5	1.3	588.1	1.4
723003	Long Term Domestic Loan Repayment-Individuals	54.7	0.2	55.5	0.2	62.5	0.2	71.1	0.2	68.1	0.2
725001	Long Term For. Loan Repayment-Multilateral	338.9	1.1	209.3	0.7	372.6	1.1	372.8	0.8	417.2	1.0
725002	Long Term For. Loan Repayment-Bilateral Government	345.6	1.1	339.0	1.1	181.7	0.5	391.2	0.9	414.9	1.0
725003	Long Term For. Loan Repayment-For. Commercial Institution	90.2	0.3	15.3	0.0	-	-	-	-	-	-
725004	Long Term For. Loan Repaymentt.-Foreign Individuals	212.8	0.7	367.9	1.2	430.4	1.2	4,595.3	10.2	742.8	1.8
730	Long Term For. Loan Repayment-Bilateral Government	1,325.2	4.4	1,507.0	4.7	50.0	0.1	50.0	0.1	50.0	0.1
731001	New Domestic Lending - Stated Own Enterprises	1,005.5	3.3	400.0	1.3	-	-	-	-	-	-
731003	New Domestic Lending - Individuals	-	-	1,107.0	3.5	50.0	0.1	50.0	0.1	50.0	0.1
731999	Other New Domestic Lending	319.7	1.1	-	-	-	-	-	-	-	-

5.2 FUNCTIONAL CLASSIFICATION OF GOVERNMENT EXPENDITURE 2019-2023

(IN MVR)

	2019 Actuals		2020 Revised		2021		2022 Estimated		2023	
	MVR	%	MVR	%	MVR	%	MVR	%	MVR	%
Total Budget	30,128.2	100.0	31,787.1	100.0	34,922.7	100.0	44,977.9	100.0	40,846.1	100.0
General Public Services	1,327.5	4.4	1,374.9	4.3	2,907.1	8.3	3,245.9	7.2	2,889.0	7.1
Executive And Legislative Organs, Financial And Fiscal Affairs, And External Affairs	1,141.6	3.8	1,248.0	3.9	2,748.7	7.9	3,126.2	7.0	2,787.4	6.8
General Services	185.9	0.6	126.8	0.4	158.4	0.5	119.7	0.3	101.6	0.2
Debt Services and Amortisation	2,665.4	8.8	2,846.3	9.0	3,938.3	11.3	9,073.4	20.2	5,154.6	12.6
Public Debt Transactions	1,124.5	3.7	1,138.2	3.6	1,469.9	4.2	6,357.8	14.1	2,574.1	6.3
Interest Payment and Debt Servicing	1,540.8	5.1	1,708.1	5.4	2,468.4	7.1	2,715.6	6.0	2,580.5	6.3
Defense	1,373.9	4.6	1,367.9	4.3	1,431.3	4.1	1,477.3	3.3	1,435.9	3.5
Military Defense	1,240.6	4.1	1,230.7	3.9	1,272.4	3.6	1,286.8	2.9	1,266.3	3.1
Civil Defense	133.3	0.4	137.2	0.4	158.9	0.5	190.5	0.4	169.6	0.4
Public Order & Safety	2,735.1	9.1	2,586.7	8.1	2,810.2	8.0	2,962.1	6.6	2,859.8	7.0
Police Services	1,667.3	5.5	1,558.2	4.9	1,668.7	4.8	1,792.9	4.0	1,804.9	4.4
Fire Protection	0.6	0.0	-	-	0.5	0.0	0.8	0.0	-	-
Law Courts	683.6	2.3	634.7	2.0	754.2	2.2	752.0	1.7	724.3	1.8
Prisons	383.5	1.3	393.7	1.2	386.8	1.1	416.4	0.9	330.6	0.8
Economic Affairs	6,981.6	23.2	7,807.9	24.6	7,029.9	20.1	9,057.5	20.1	10,376.8	25.4
General Economic, Commercial and Labor Affairs	4,781.6	15.9	5,675.2	17.9	3,723.7	10.7	3,999.9	8.9	4,306.2	10.5
Agriculture, Forestry, Fishing and Hunting	110.1	0.4	180.5	0.6	243.5	0.7	215.5	0.5	203.4	0.5
Fuel and Energy	12.5	0.0	83.0	0.3	150.8	0.4	255.6	0.6	370.3	0.9
Transport	1,982.3	6.6	1,804.2	5.7	2,811.8	8.1	4,461.6	9.9	5,398.3	13.2
Communication	95.1	0.3	65.0	0.2	100.1	0.3	124.9	0.3	98.7	0.2
Environmental Protection	990.8	3.3	869.3	2.7	1,856.3	5.3	2,890.1	6.4	2,593.8	6.4
Waste Management	118.8	0.4	117.5	0.4	390.4	1.1	588.1	1.3	638.8	1.6
Waste Water Management	770.0	2.6	603.4	1.9	1,148.4	3.3	1,483.9	3.3	1,519.6	3.7
Pollution abatement	6.2	0.0	5.2	0.0	5.2	0.0	13.0	0.0	3.5	0.0
Protection of Biodiversity and Landscape	14.1	0.0	69.1	0.2	174.0	0.5	677.1	1.5	352.0	0.9
Environmental Protection N.E.C	81.6	0.3	74.0	0.2	138.3	0.4	128.0	0.3	80.0	0.2
Housing and Community Amenities	1,887.3	6.3	1,422.6	4.5	2,407.9	6.9	2,674.3	5.9	2,744.2	6.7
Housing Development	629.6	2.1	215.4	0.7	725.0	2.1	782.1	1.7	759.1	1.9
Community Development	1,158.0	3.8	1,100.9	3.5	1,539.4	4.4	1,582.4	3.5	1,744.6	4.3
Water Supply	96.5	0.3	99.6	0.3	142.0	0.4	306.6	0.7	237.4	0.6
Street Lighting	0.4	0.0	0.5	0.0	1.6	0.0	3.2	0.0	3.2	0.0
Housing and Community Amenities N.E.C	2.9	0.0	6.3	0.0	-	-	-	-	-	-
Health	3,372.3	11.2	5,243.9	16.5	4,054.9	11.6	4,292.8	9.5	4,356.1	10.7
Hospital Services	2,894.9	9.6	3,208.7	10.1	3,289.3	9.4	3,751.4	8.3	3,809.7	9.3
Public Health Services	477.3	1.6	2,035.2	6.4	765.6	2.2	541.3	1.2	546.4	1.3
Health N.E.C	0.1	0.0	-	-	-	-	-	-	-	-
Recreation, Culture and Religion	711.1	2.4	650.1	2.0	803.8	2.3	966.3	2.1	679.9	1.7
Recreational and Sporting Services	274.2	0.9	347.8	1.1	482.4	1.4	625.9	1.4	360.1	0.9

	2019		2020		2021		2022		2023	
	Actuals		Revised				Estimated			
	MVR	%	MVR	%	MVR	%	MVR	%	MVR	%
Cultural Services	39.4	0.1	39.6	0.1	39.3	0.1	38.4	0.1	39.6	0.1
Broadcasting and Publishing Services	7.4	0.0	6.4	0.0	7.0	0.0	7.1	0.0	7.2	0.0
Religious and Other Community Services	390.0	1.3	256.4	0.8	275.1	0.8	295.0	0.7	273.0	0.7
Education	3,632.2	12.1	3,339.3	10.5	3,981.0	11.4	4,653.8	10.3	3,900.7	9.5
Education N.E.C	2,872.2	9.5	2,676.3	8.4	3,062.5	8.8	3,593.7	8.0	2,871.2	7.0
Tertiary Education	760.0	2.5	662.9	2.1	918.5	2.6	1,060.1	2.4	1,029.5	2.5
Social Protection	4,451.1	14.8	4,278.4	13.5	3,702.0	10.6	3,684.4	8.2	3,855.2	9.4
Sickness and Disability	1,616.6	5.4	1,317.7	4.1	1,169.6	3.3	1,219.4	2.7	1,281.8	3.1
Old Age	1,301.3	4.3	1,329.6	4.2	1,340.0	3.8	1,400.0	3.1	1,500.0	3.7
Survivors	51.2	0.2	59.1	0.2	62.9	0.2	63.6	0.1	66.8	0.2
Family and Children	109.1	0.4	126.6	0.4	188.3	0.5	153.8	0.3	158.9	0.4
Social Protection N.E.C	1,372.8	4.6	1,445.4	4.5	941.3	2.7	847.6	1.9	847.7	2.1

5.3 GOVERNMENT DOMESTIC EXPENDITURE BY OFFICES 2019- 2023

(IN MVR)

		2019 Actuals	2020 Revised	2021	2022 Approved	2023
Total		25,220,337,068	23,953,345,336	26,071,946,352	31,057,655,365	27,410,117,424
S01	Presidents Office	185,059,201	145,123,463	171,186,052	174,233,686	176,903,131
1001	Presidents Office	150,514,714	116,803,946	138,172,820	140,727,174	142,877,512
1003	Official Residence of the President	25,658,399	22,619,366	24,889,354	25,217,165	25,563,254
1005	Official Residence of the Vice President	8,886,088	5,700,151	8,123,878	8,289,347	8,462,365
S02	People's Majlis	178,788,375	153,189,214	174,894,979	172,073,579	173,277,045
1242	People's Majlis	178,788,375	153,189,214	174,894,979	172,073,579	173,277,045
S04	Department of Judicial Administration	485,864,208	435,622,772	480,947,089	475,323,275	480,209,167
1264	Department of Judicial Administration	64,141,693	57,059,590	67,694,999	58,098,699	59,592,079
1248	Supreme Court of the Maldives	28,872,149	23,433,973	30,200,005	30,586,388	30,942,245
1249	High Court	29,824,882	25,858,413	29,999,986	30,187,963	30,409,205
1251	Majistrate Courts	244,365,244	228,536,301	237,220,274	239,018,774	240,920,580
1252	Civil Court	38,550,034	33,896,705	37,297,486	37,593,726	37,913,087
1253	Criminal Court	31,694,608	25,930,348	29,987,028	30,186,962	30,402,791
1254	Family Court	25,490,218	20,816,461	26,247,314	26,439,455	26,647,425
1255	Juvenile Court	9,708,611	8,878,017	9,999,996	10,853,178	10,961,722
1486	Drug Court	13,216,769	11,212,964	12,300,001	12,358,130	12,420,033
S03	Judicial Service Commission	14,664,870	14,818,167	18,124,830	16,364,528	16,566,609
1247	Judicial Service Commission	14,664,870	14,818,167	18,124,830	16,364,528	16,566,609
S05	Elections Commission	104,076,357	49,326,540	76,116,934	25,309,905	25,701,923
1244	People's Majlis	104,076,357	49,326,540	76,116,934	25,309,905	25,701,923
S06	Civil Service Commission	24,240,018	22,477,535	26,161,617	24,558,397	24,944,398
1256	Civil Service Commission	24,240,018	22,477,535	26,161,617	24,558,397	24,944,398
S07	Human Rights Commission	23,149,706	22,824,618	26,927,889	25,044,586	25,210,281
1246	Human Rights Commission	23,149,706	22,824,618	26,927,889	25,044,586	25,210,281
S08	Anti-Corruption Commission	31,900,301	36,564,719	38,717,101	37,330,351	37,515,974
1245	Anti-Corruption Commission	31,900,301	36,564,719	38,717,101	37,330,351	37,515,974
S09	Auditor Generals Office	49,243,155	47,263,226	56,795,000	57,230,672	57,679,454
1243	Auditor General's Office	49,243,155	47,263,226	56,795,000	57,230,672	57,679,454
S10	Prosecutor Generals Office	62,686,029	59,064,926	61,301,754	58,887,756	59,208,680
1257	Prosecutor General's Office	62,686,029	59,064,926	61,301,754	58,887,756	59,208,680
S11	Maldives Inland revenue Authority	87,477,992	91,235,389	99,761,141	99,725,356	101,017,968
1009	Maldives Inland revenue Authority	87,477,992	91,235,389	99,761,141	99,725,356	101,017,968
S12	Employment Tribunal	8,188,832	7,995,011	10,575,000	9,248,574	9,816,195
1222	Employment Tribunal	8,188,832	7,995,011	10,575,000	9,248,574	9,816,195
S13	Maldives Media Council	4,851,613	4,027,850	5,000,000	5,068,713	5,129,720
1270	Maldives Media Council	4,851,613	4,027,850	5,000,000	5,068,713	5,129,720

			2019	2020	2021	2022	2023
			Actuals	Revised	Approved		
S14	Maldives Broadcasting Commission		8,432,533	8,708,858	11,200,000	9,347,384	9,397,253
1478	Maldives Broadcasting Commission		8,432,533	8,708,858	11,200,000	9,347,384	9,397,253
S15	Tax Appeal Tribunal		5,602,113	7,465,814	10,805,920	10,504,790	11,180,528
1275	Tax Appeal Tribunal		5,602,113	7,465,814	10,805,920	10,504,790	11,180,528
S16	Local Government Authority		28,000,593	25,025,926	41,709,880	39,413,998	30,750,416
1276	Local Government Authority		28,000,593	25,025,926	41,709,880	39,413,998	30,750,416
S17	Information Commisioners Office		3,507,561	3,489,685	4,500,000	4,015,755	4,032,609
1512	Information Commissioner's Office		3,507,561	3,489,685	4,500,000	4,015,755	4,032,609
S18	National Integrity Commission		8,268,410	8,263,894	9,406,984	8,482,432	8,574,897
1515	National Integrity Commission		8,268,410	8,263,894	9,406,984	8,482,432	8,574,897
S44	Family Protection Authority		6,849,455	6,948,443	9,383,760	7,759,499	7,840,659
1505	Family Protection Authority		6,849,455	6,948,443	9,383,760	7,759,499	7,840,659
S35	Attorney Generals Office		28,973,024	28,764,934	58,772,006	37,150,829	37,612,521
1144	Attorney General's Office		28,973,024	28,764,934	58,772,006	37,150,829	37,612,521
S56	Maldives International Arbitration Centre		4,027,123	4,617,856	6,000,000	6,123,261	6,231,299
1535	Maldives International Arbitration Centre		4,027,123	4,617,856	6,000,000	6,123,261	6,231,299
S57	Children's Ombudsperson's Office		-	1,581,553	5,000,000	5,063,038	5,130,030
1540	Children's Ombudsperson's Office		-	1,581,553	5,000,000	5,063,038	5,130,030
S20	Ministry of Finance		61,677,656	49,086,315	54,982,201	55,486,753	56,365,233
1272	Ministry of Finance		61,677,656	49,086,315	54,982,201	55,486,753	56,365,233
S37	Special Budget		8,148,392,637	6,324,550,748	8,180,270,661	13,343,792,718	9,312,210,889
1265	MOF / Special Budget		8,148,392,637	6,324,550,748	8,180,270,661	13,343,792,718	9,312,210,889
S38	Pension Budget		1,301,334,804	1,329,577,935	1,340,000,000	1,400,000,000	1,500,000,000
1007	MOFT / Pension Budget		1,301,334,804	1,329,577,935	1,340,000,000	1,400,000,000	1,500,000,000
S21	Ministry of Defense		12,408,157	11,352,610	14,773,750	14,501,297	14,636,214
1012	Ministry of Defence		12,246,006	11,196,310	13,675,274	13,788,079	13,912,960
1522	National Counterterrorism Centre		162,151	156,300	1,098,476	713,218	723,254
S55	Aviation Security Command		118,886,752	125,505,392	139,617,118	138,272,234	138,798,072
1498	Aviation Security Command		118,886,752	125,505,392	139,617,118	138,272,234	138,798,072
S45	Maldives National Defense Force		1,218,320,030	1,253,664,315	1,256,599,811	1,280,968,620	1,266,299,682
1013	Maldives National Defense Force		1,218,320,030	1,253,664,315	1,256,599,811	1,280,968,620	1,266,299,682
S53	National Disaster Management Authority		20,900,532	862,212,483	8,958,000	9,529,343	9,642,405
1014	National Disaster Management Authority		20,900,532	862,212,483	8,958,000	9,529,343	9,642,405
S47	Maldives Immigration		127,788,257	125,341,947	153,207,661	155,890,050	158,811,277
1029	Maldives Immigration		127,788,257	125,341,947	153,207,661	155,890,050	158,811,277
S22	Ministry of Home Affairs		41,851,440	29,921,299	57,570,122	58,082,396	52,333,347
1016	Ministry of Home Affairs		37,086,791	24,900,899	48,941,286	51,562,292	45,675,480
1057	Department of Juvenile Justice		4,764,649	5,020,400	8,628,836	6,520,104	6,657,867
S39	Maldives Police Services		1,468,813,037	1,407,814,247	1,441,193,932	1,455,397,331	1,445,518,935
1027	Maldives Police Service		1,468,813,037	1,407,814,247	1,441,193,932	1,455,397,331	1,445,518,935

			2019	2020	2021	2022	2023
			Actuals	Revised	Approved		
S46	Maldives Correctional Services		325,983,956	328,073,368	309,820,000	315,765,982	321,723,327
1025	Maldives Correctional Service		325,983,956	328,073,368	309,820,000	315,765,982	321,723,327
S40	Maldives Customs Services		201,172,497	205,848,603	222,259,336	213,998,474	214,317,335
1008	Maldives Customs Service		201,172,497	205,848,603	222,259,336	213,998,474	214,317,335
S23	Ministry of Education		2,724,454,882	2,482,767,897	2,694,927,472	2,685,929,229	2,674,085,724
1058	Ministry of Education		361,761,582	275,292,452	419,035,059	401,873,654	379,661,080
1060	Department of Public Examination		49,173,282	53,686,614	61,182,653	62,836,080	65,083,642
1500	National Institute of Education		20,410,199	19,017,857	24,842,691	24,985,467	25,137,843
1533	Department of Inclusive Education		3,407,472	3,979,192	7,423,644	7,395,681	7,500,359
1518	Quality Assurance Department		4,217,690	3,642,074	5,295,376	5,346,596	5,400,623
1062	MOE / Atoll School Construction		89,970	-	-	-	-
1065	Majeediyya School		34,460,018	31,129,978	30,655,702	30,745,860	30,840,420
1066	Dharumavantha school		21,614,653	18,159,223	19,461,636	19,523,135	19,598,091
1067	Aminiyya School		40,463,339	38,259,304	40,041,383	40,152,240	40,268,628
1261	Hiriya School		28,449,124	26,265,863	27,666,738	27,748,981	27,835,389
1068	Iskandaru School		39,188,750	34,043,255	35,751,429	35,856,249	35,966,270
1069	Centre For Higher Secondary Education		27,354,321	23,201,406	25,409,092	25,485,347	25,565,319
1070	Al- Madrasathul Arabiyyathul Islamiyya		28,887,313	25,680,059	25,523,155	25,591,412	25,668,060
1071	Jamaaludeen School		40,075,777	34,472,988	35,089,267	35,216,174	35,320,452
1072	Thaajudeen School		31,779,087	28,964,483	30,330,142	30,422,012	30,518,602
1073	Kalaafaanu School		32,682,952	27,893,623	30,214,033	30,280,206	30,368,762
1075	Muhiyudeen School		24,455,009	20,998,228	22,467,260	22,520,847	22,587,852
1076	Imaadudeen School		36,589,177	32,879,263	35,038,878	35,126,781	35,219,010
1077	Ghaazee school		35,743,539	31,452,184	32,334,975	32,433,589	32,530,734
1514	Rehendhi School		37,947,341	33,808,518	34,748,720	34,837,781	34,944,751
1526	Huravee School		24,992,277	23,625,709	25,010,082	25,088,637	25,190,803
1537	Izzudeen School		-	8,647,730	8,739,172	8,795,485	8,854,411
1079	Ha.Atoll Education Centre		17,536,972	17,099,600	17,802,656	17,863,972	17,931,161
1080	Hdh.Atoll Education Centre		23,640,069	21,984,826	20,316,726	20,371,431	20,429,148
1081	Sh.Atoll Education Centre		10,813,653	10,061,737	10,067,913	10,107,087	10,148,286
1082	N.Atoll Education Centre		11,096,612	10,419,749	10,390,013	10,169,164	10,214,689
1083	R.Atoll Education Centre		17,094,464	15,116,083	15,026,039	15,066,943	15,110,156
1084	B.Atoll Education Centre		22,818,734	21,594,241	21,726,555	21,800,365	21,877,753
1085	LH.Atoll Education Centre		15,462,923	13,538,927	13,270,198	13,237,672	13,301,495
1086	Adh.Atoll Education Centre		13,643,344	12,726,028	13,247,546	13,292,552	13,340,042
1087	F.Atoll Education Centre		15,986,043	15,000,471	15,633,340	15,684,276	15,737,855
1088	Dh.Atoll Education Centre		18,559,311	18,147,411	18,593,864	18,649,469	18,711,501
1089	TH.Atoll Education Centre		9,964,576	9,498,386	8,849,488	8,884,691	8,925,658
1090	L.Atoll Education Centre		18,542,468	16,873,401	16,391,478	16,436,859	16,484,725
1091	GA.Atoll Education Centre		16,637,245	15,512,722	16,030,148	16,076,785	16,125,994

		2019	2020	2021	2022	2023
		Actuals	Revised	Approved		
1092	Gdh.Atoll Education Centre	14,457,358	14,132,623	13,571,299	13,614,078	13,659,066
1093	Gn.Atoll Education Centre	16,397,094	14,390,834	14,892,634	14,920,039	14,960,029
1095	Ha.Atholhu Madharusaa	13,766,597	13,285,641	13,087,976	13,121,720	13,165,324
1096	Ihavandhoo School	19,802,153	20,273,776	19,704,950	19,759,776	19,817,662
1097	Madhurasathul Seikh Ibrahim	9,979,117	8,532,438	9,247,371	9,279,099	9,312,717
1098	Afeefudheen School	19,896,587	18,859,142	18,509,742	18,568,907	18,631,313
1099	Nolhivaram School	14,994,886	14,227,722	15,571,275	15,608,266	15,652,023
1100	Jalaaludeen School	15,135,454	17,076,728	18,085,370	17,955,570	18,017,876
1101	Sh.Atoll School	12,009,140	10,602,409	10,356,067	10,394,617	10,435,209
1102	Funadhoo School	15,045,045	14,310,038	15,222,060	15,279,748	15,340,355
1103	Milandhoo School	19,483,800	16,783,383	17,632,617	17,676,707	17,726,472
1104	Kendhikulhudhoo School	13,002,657	12,599,259	12,697,693	12,762,098	12,830,352
1105	Meyna School	13,929,525	13,227,529	14,412,840	14,456,607	14,505,257
1106	Ungoofaaru School	12,561,470	11,216,529	15,541,040	15,586,818	15,634,925
1107	Alifushee School	13,091,187	12,441,496	12,787,089	12,828,832	12,876,640
1108	Maduvaree School	14,247,555	12,684,621	13,319,570	13,368,988	13,420,770
1109	Hulhudhufaar School	12,391,495	11,152,704	11,638,327	11,364,576	11,408,415
1110	Thulhaadhoo School	12,058,733	11,557,406	11,963,057	12,003,853	12,046,778
1111	Lh.Atoll School	11,002,242	9,567,993	9,816,153	9,852,882	9,891,577
1112	Madhurasathul Ifthithaah	20,581,880	19,921,085	19,918,046	19,994,893	20,075,508
1113	K.Atoll School	12,730,607	11,601,391	12,173,311	12,219,915	12,268,866
1114	Adh.Atoll School	12,908,614	12,419,340	12,569,321	12,608,456	12,657,045
1115	Qatharu Ameer School	15,987,084	15,299,768	15,503,476	15,565,238	15,630,570
1116	L.Maavashu School	11,461,674	11,066,784	11,023,579	11,062,202	11,105,541
1117	Aboobakuru School	11,832,732	10,451,455	10,909,801	10,945,809	10,992,942
1118	Hafiz Ahmed School	17,575,437	16,371,460	16,793,515	16,837,814	16,884,526
1119	Madhurasathul Sheikh Mohamed Jamaaluddin / Gn.Fuvahmulah	16,575,451	16,752,302	27,242,831	27,291,793	27,343,307
1120	Hithadhoo School	24,068,353	22,306,345	22,945,032	23,024,352	23,110,176
1121	Sharafuddheen School	30,781,583	29,546,231	29,711,185	29,788,135	29,881,380
1122	Feydhoo School	18,419,376	15,970,046	19,293,067	19,373,807	19,438,507
1123	Addu High School	18,724,911	17,120,797	18,056,202	18,101,086	18,158,983
1541	S. Atoll School	-	-	16,804,081	16,737,452	16,780,808
1504	Thinadhoo School	9,651,343	8,985,344	8,712,241	8,751,785	8,793,418
1501	Northern Education Unit	206,543,514	195,855,652	199,756,513	200,539,604	201,380,535
1521	North Central Education Unit	215,576,514	205,168,937	216,469,227	217,204,560	217,976,850
1502	Central Education Unit	203,699,551	195,011,478	190,924,076	191,732,305	192,577,305
1520	South Central Education Unit	283,145,306	260,068,520	250,394,618	251,127,356	251,895,624
1503	Southern Education Unit	185,399,571	169,255,106	154,063,169	154,716,006	155,401,509
S48	Ministry of Higher Education	523,812,431	426,250,987	616,777,202	640,737,922	665,010,693
1129	Ministry of Higher Education	504,714,806	401,668,900	589,851,428	613,943,391	637,974,389

		2019	2020	2021	2022	2023
		Actuals	Revised	Approved		
1142	Maldives Qualification Authority	3,114,661	5,763,709	5,059,606	4,728,585	4,761,070
1482	Technical and Vocational Education Training Authority	2,510,479	4,279,906	4,839,963	4,857,800	4,876,399
1263	Maldives Polytechnic	13,472,485	14,538,472	17,026,205	17,208,146	17,398,835
S24	Maldives Islamic University	39,662,178	39,307,330	40,705,991	39,788,471	41,045,719
1141	Maldives Islamic University	39,662,178	39,307,330	40,705,991	39,788,471	41,045,719
S25	Maldives National University	188,678,213	168,179,356	163,642,212	166,058,601	169,468,284
1130	Maldives National University	35,453,413	30,945,723	30,303,724	30,555,706	30,820,190
1131	Faculty of Education	18,989,274	16,828,145	17,391,614	17,448,282	17,507,631
1132	Faculty of Health Sciences	10,827,090	10,534,289	11,075,621	10,629,348	10,686,174
1133	Faculty of Management & Computing	13,481,967	10,819,780	9,267,293	9,315,350	9,401,206
1134	Faculty of Engineering Technology	13,082,761	10,745,125	10,607,465	10,663,649	10,778,129
1135	Faculty of Hospitality and Tourism Studies	12,869,950	9,385,625	11,432,268	10,784,159	10,981,176
1136	Centre for Maritime Studies	3,346,249	3,359,539	3,444,381	3,512,619	3,556,968
1137	Centre for Open Learning	2,969,250	3,057,269	2,833,609	2,887,997	2,915,982
1139	Atoll Campuses	17,478,934	15,017,271	13,522,489	13,732,321	13,943,112
1140	Faculty of Arts	6,266,081	6,064,327	6,408,078	6,473,571	6,523,413
1484	Faculty of Islamic Studies	16,047,815	13,893,028	13,811,050	13,934,017	13,995,051
1266	National law Library	6,359,024	6,954,404	5,788,237	5,822,832	5,859,804
1523	School of Nursing	10,432,071	9,903,386	10,105,284	9,680,799	9,764,450
1524	Centre for Foundation Studies	5,419,721	5,491,090	4,771,498	4,794,561	4,833,933
1527	School of Medicine	15,654,613	15,180,355	12,879,601	15,823,390	17,901,065
S26	Ministry of Foreign Affairs	266,869,083	303,088,452	346,756,718	348,381,298	344,844,272
1147	Ministry of Foreign Affairs	82,480,690	80,145,584	81,868,458	83,485,848	77,877,483
1148	Embassy of the Republic of Maldives in Dhaka, Bangladesh	5,899,796	6,338,450	8,173,236	8,295,274	8,372,138
1149	Embassy of the Republic of Maldives in Colombo, Sri Lanka	16,641,586	23,437,014	29,653,575	29,756,916	29,864,882
1150	Permanent Mission of Maldives to the United Nations	17,423,955	21,112,536	17,080,594	17,179,204	17,282,208
1151	Embassy of the Republic of Maldives in London, United Kingdom	9,857,762	14,521,794	12,337,038	12,601,006	12,662,902
1152	Embassy of the Republic of Maldives in New Delhi, India	9,732,934	10,675,260	13,834,590	13,907,671	13,985,187
1153	Consulate of the Republic of Maldives in Thiruvananthapuram, India	3,685,423	7,498,309	9,935,928	9,511,816	9,585,827
1154	Embassy of the Republic of Maldives in Kuala Lumpur, Malaysia	21,932,744	27,346,529	32,811,687	32,890,773	32,974,809
1155	Embassy of the Republic of Maldives in Japan	9,317,086	12,922,141	17,187,346	17,251,146	17,318,088
1157	Embassy of the Republic of Maldives in Beijing, China	7,591,826	10,248,423	12,007,827	12,055,981	12,107,103
1158	Embassy of the Republic of Maldives in Riyadh, Saudi Arabia	8,394,831	12,209,479	12,134,230	12,182,693	12,233,330
1159	Permanent Mission of Maldives to the United Nations, Geneva, Switzerland	18,100,131	17,487,467	14,615,688	14,657,703	14,701,353
1160	Embassy of the Republic of Maldives in Islamabad, Pakistan	5,011,151	4,723,035	9,295,880	8,610,152	8,640,572
1161	Maldives Mission to the European Union, Brussels, Belgium	9,451,542	9,318,070	10,510,138	10,538,630	10,568,125
1162	Embassy of Republic of Maldives in Singapore	8,223,742	8,944,867	10,176,353	10,200,763	10,226,361
1274	Embassy of the Republic of Maldives in Abu Dhabi, United Arab Emirates	9,318,547	11,996,013	14,225,199	14,265,006	14,306,827
1519	Embassy of the Republic of Maldives in Berlin, Germany	14,338,631	9,160,323	14,194,173	14,224,221	14,255,276
1525	Embassy of the Republic of Maldives in Thailand	9,466,706	14,467,223	24,136,331	24,172,593	24,206,815

		2019	2020	2021	2022	2023
		Actuals	Revised	Approved		
1536	Consulate of the Republic of Maldives in Jeddah, KSA	-	532,755	2,578,447	2,593,902	3,674,986
1538	Embassy of the Republic of Maldives in Moscow, Russia	-	3,180	-	-	-
S27	Ministry of Health	1,522,685,519	1,952,712,354	1,900,682,457	1,717,012,529	1,729,034,088
1163	Ministry of Health	398,292,876	716,966,543	622,542,851	421,132,026	425,274,532
1164	Health Protection Agency	23,181,412	32,293,985	33,509,590	33,186,044	33,486,936
1191	Maldives Food & Drug Authority	21,307,330	24,288,682	27,675,029	25,617,905	25,715,327
1507	Maldives Blood Service	21,330,447	24,314,503	24,922,714	25,479,027	25,961,482
1168	R. Regional Hospital	102,436,963	118,517,536	122,909,260	125,274,277	126,168,255
1170	M. Regional Hospital	43,910,644	46,070,877	48,641,456	49,519,790	49,861,527
1172	L. Regional Hospital	82,947,048	99,836,283	104,283,617	106,651,104	107,459,896
1171	GDH. Regional Hospital	96,228,620	112,591,517	113,844,062	116,054,319	116,967,118
1173	HA. Atoll Hospital	78,129,541	82,386,023	84,879,000	86,062,172	86,406,398
1174	SH. Atoll Hospital	73,792,142	79,756,653	83,247,767	84,447,257	84,774,889
1175	N. Atoll Hospital	60,613,666	62,968,607	66,682,479	67,849,091	68,171,608
1176	B. Atoll Hospital	59,241,097	62,145,932	65,164,959	66,390,066	66,798,367
1177	LH. Atoll Hospital	45,654,108	49,476,607	52,555,361	53,358,195	53,670,579
1497	K. Atoll Health Services	46,108,355	49,107,767	53,513,050	54,599,944	54,802,654
1178	AA. Atoll Hospital	39,431,831	41,317,887	43,643,483	44,067,764	44,314,660
1179	ADH. Atoll Hospital	50,075,919	53,056,325	54,890,074	55,579,126	55,815,828
1180	V. Atoll Hospital	18,841,790	19,831,292	20,454,353	20,916,407	21,088,048
1181	F. Atoll Hospital	36,727,551	40,083,410	42,017,328	42,569,171	42,804,040
1182	DH. Atoll Hospital	45,934,671	45,576,747	45,776,488	46,515,834	46,817,699
1183	TH. Atoll Hospital	71,342,651	77,884,021	78,314,184	79,527,822	79,817,099
1184	GA. Atoll Hospital	69,112,030	73,082,771	68,854,593	70,027,931	70,388,000
1185	Gn. Atoll Hospital	32,286,128	35,290,067	35,035,343	35,955,915	36,210,466
1186	Dhamanaveshi	5,758,699	5,868,319	7,325,416	6,231,342	6,258,680
S58	Kulhudhuffushi Regional Hospital	113,882,974	130,693,582	184,595,783	191,898,817	197,776,799
1167	Kulhudhuffushi Regional Hospital	113,882,974	130,693,582	184,595,783	191,898,817	197,776,799
S59	Addu Equitorial Hospital	90,071,285	135,578,053	192,473,027	198,148,520	201,346,623
1169	Addu Equitorial Hospital	90,071,285	135,578,053	192,473,027	198,148,520	201,346,623
S42	Male' Group of Hospitals	1,334,278,864	1,494,480,585	1,242,378,532	1,268,837,545	1,293,981,405
1166	Indira Gandhi Memorial Hospital	1,001,272,667	1,072,045,497	939,890,200	958,872,985	977,433,204
1187	Villingili Hospital	21,814,778	27,734,950	29,238,347	30,880,701	31,316,588
1528	Dharumavantha Hospital	33,222,933	150,800,550	-	-	-
1188	Hulhumale Hospital	277,968,486	243,899,588	273,249,985	279,083,859	285,231,613
S41	National Social Protection Agency	1,678,351,514	1,381,803,050	1,199,688,894	1,249,856,639	1,315,211,241
1250	National Social Protection Agency	1,678,351,514	1,381,803,050	1,199,688,894	1,249,856,639	1,315,211,241
S28	Ministry of Economic Development	58,668,010	105,403,157	341,498,856	235,016,624	192,227,061
1202	Ministry of Economic Development	48,836,490	93,600,769	328,795,950	222,167,221	179,225,301
1517	Special Economic Zones Maldives	924,881	1,119,960	1,249,770	1,268,660	1,286,603

		2019	2020	2021	2022	2023
		Actuals	Revised	Approved		
1511	Labour Relations Authority	8,906,639	10,682,428	11,453,136	11,580,743	11,715,157
S50	Ministry of Transport & Civil Aviation	82,667,093	96,720,416	44,093,989	46,945,418	48,375,542
1530	Ministry of Transport & Civil Aviation	6,772,197	24,621,412	28,231,853	30,634,689	31,586,376
1226	Regional Airports	58,380,236	61,049,553	-	-	-
1232	Transport Authority	17,514,660	11,049,451	15,862,136	16,310,729	16,789,166
S29	Ministry of Tourism	44,180,429	41,969,962	26,474,807	28,633,140	30,046,825
1204	Ministry of Tourism	44,180,429	41,969,962	26,474,807	28,633,140	30,046,825
S30	Ministry of Youth, Sports and Community Empowerment	177,648,223	147,506,161	154,064,220	159,054,613	161,281,028
1215	Ministry of Youth, Sports & Community Empowerment	177,648,223	147,506,161	154,064,220	159,054,613	161,281,028
S52	Ministry of Arts, Culture and Heritage	57,013,568	52,124,035	52,887,638	51,598,002	53,091,636
1532	Ministry of Arts, Culture and Heritage	10,700,036	15,223,834	15,086,054	15,376,811	15,765,420
1271	Department of Heritage	16,715,199	13,997,272	12,341,995	11,225,266	11,641,208
1269	Dhivehi Bahuge Academy	7,667,231	6,679,995	6,938,246	7,013,495	7,207,148
1210	National Library	9,966,346	5,490,582	6,227,491	6,645,613	6,807,904
1211	National Centre for the Arts	5,746,461	4,699,237	5,982,032	5,150,627	5,225,459
1213	National Bureau of Classification	2,437,245	2,346,229	2,009,834	2,014,619	2,021,938
1506	National Archives	3,781,050	3,686,886	4,301,986	4,171,571	4,422,559
S31	Ministry of National Planning, Housing and Infrastructure	228,933,642	227,790,460	257,890,434	269,686,042	256,088,020
1224	Ministry of National Planning, Housing and Infrastructure	194,766,027	192,020,421	211,540,371	206,514,879	210,030,076
1483	Maldives Land and Survey Authority	6,798,130	5,267,544	11,476,677	14,079,283	14,514,715
1496	Public works Services	2,684,649	-	-	-	-
1011	National Bureau of Statistics	12,012,974	21,077,042	19,126,119	32,773,717	13,636,971
1026	Department of National Registrations	12,671,862	9,425,453	15,747,267	16,318,163	17,906,258
S49	Ministry of Housing and Urban Development	64,207,933	15,495,796	-	-	-
1529	Ministry of Housing & Urban Development	64,207,933	15,495,796	-	-	-
S51	Ministry of Communication, Science and Technology	62,676,682	54,644,644	94,401,384	103,817,713	97,213,213
1531	Ministry of Communication, Science and Technology	15,722,675	14,292,878	14,895,740	16,026,837	16,592,749
1238	National Centre For Information Technology	41,549,181	34,923,644	71,093,982	80,051,134	72,462,974
1239	Communications Authority of Maldives	5,404,826	5,428,122	8,411,662	7,739,742	8,157,490
S32	Ministry of Fisheries, Marine Resources and Agriculture	53,950,524	46,985,106	59,816,561	54,863,110	55,708,064
1233	Ministry of Fisheries, Marine Resources and Agriculture	53,950,524	46,985,106	59,816,561	54,863,110	55,708,064
S33	Ministry of Islamic Affairs	185,515,238	138,511,773	160,186,495	157,583,661	158,859,771
1240	Ministry of Islamic Affairs	176,651,831	130,213,908	150,186,495	147,484,289	148,651,128
1241	Center for the Holy Quran	6,595,723	6,053,706	7,000,000	7,075,396	7,152,350
1534	Islamee Fathuvadhey Majilis	2,267,684	2,244,159	3,000,000	3,023,976	3,056,293
S34	Ministry of Environment	102,165,578	98,136,137	144,119,108	110,343,740	99,708,144
1229	Ministry of Environment	58,533,997	55,118,500	92,746,509	57,968,875	45,605,784
1228	Maldives Meteorological Service	30,054,647	30,013,744	32,360,136	32,799,306	32,969,305
1230	Maldives energy Authority	1,779,420	1,985,087	3,108,400	3,126,836	3,155,097
1231	Environmental Protection Agency	11,797,514	11,018,806	15,904,063	16,448,723	17,977,958

		2019	2020	2021	2022	2023
		Actuals	Revised	Approved		
S36	Ministry Of Gender, Family and Social Services	205,323,350	233,004,318	289,869,613	256,839,833	258,996,597
1510	Ministry Of Gender, Family and Social Services	25,475,370	29,307,400	76,918,928	41,067,997	41,605,988
1196	Family & Children Service Centre	25,561,726	35,970,358	44,191,798	42,903,029	43,140,505
1539	Child & Family Protection Service	-	5,663,642	12,850,959	13,087,738	13,185,348
1197	Kudakudhinge Hiya	18,713,272	18,520,028	10,515,209	10,515,209	10,515,209
1516	Fiyavathi	19,723,077	22,917,026	18,859,298	19,036,113	19,220,454
1078	Thaulemaa Masakkaiy ugannaidhey Kudakudhinge Marukazu	2,129,267	-	-	-	-
1192	National Drug Agency	78,726,817	84,558,484	93,342,287	96,755,613	97,589,713
1194	Khaassa Eheeah Beynunvaa Meehun thibey Marukaz	34,993,821	36,067,380	33,191,134	33,474,134	33,739,380
S43	Councils	1,013,258,631	942,842,070	1,281,474,431	1,326,678,336	1,562,129,202
1477	Male' City Council	149,785,563	137,471,055	130,119,082	134,709,021	158,616,367
1277	Addu City Council	64,546,180	49,369,518	62,500,532	64,705,233	76,188,728
1476	Fuvamulaku City Council	37,719,754	30,525,000	36,272,966	37,552,492	44,217,082
1304	Kulhudhuffushee City Council	15,489,094	21,215,273	27,402,306	28,368,919	33,403,664
1281	HA. Atoll Council	7,001,944	6,582,395	8,559,220	8,861,146	10,433,769
1280	HA. Utheemu Council	3,225,032	3,103,833	3,812,239	3,946,715	4,647,155
1282	HA. Thuraakunu Council	2,825,433	2,184,806	3,492,965	3,616,179	4,257,957
1283	HA. Uligamu Council	2,781,279	2,284,546	3,711,353	3,842,270	4,524,173
1284	HA. Mulhadhoo Council	3,018,372	2,040,533	3,293,899	3,410,091	4,015,293
1285	HA. Hoarafushee Council	6,840,099	6,558,787	8,065,588	8,350,101	9,832,027
1286	HA. Ihavandhoo Council	6,798,953	6,975,441	10,355,131	10,720,408	12,623,001
1287	HA. Kelaa Council	4,194,925	4,814,532	6,561,568	6,793,027	7,998,612
1288	HA. Vashafaru Council	2,942,405	1,921,082	3,222,347	3,336,015	3,928,071
1289	HA. Dhidhdhoo Council	6,230,178	7,527,246	10,935,880	11,321,642	13,330,939
1290	HA. Filladhoo Council	2,716,218	3,333,635	5,173,951	5,356,462	6,307,094
1291	HA. Maarandhoo Council	3,315,123	2,667,612	4,264,495	4,414,925	5,198,459
1292	HA. Thakandhoo Council	2,149,932	1,833,016	3,090,734	3,199,759	3,767,633
1293	HA. Muraidhoo Council	2,382,781	2,163,492	3,438,872	3,560,178	4,192,017
1294	HA. Baarashu Council	3,635,624	4,699,040	7,107,484	7,358,200	8,664,089
1295	HDh. Atoll Council	6,811,732	6,445,650	7,692,480	7,963,831	9,377,204
1296	HDh. Hanimaadhoo Council	3,437,679	5,888,746	8,785,703	9,095,618	10,709,853
1297	HDh. Finey Council	1,987,815	2,097,846	3,463,561	3,585,738	4,222,113
1298	HDh. Naivaadhoo Council	2,147,856	1,945,783	3,250,644	3,365,310	3,962,565
1299	HDh. Hirimaradhoo Council	2,578,754	2,416,151	2,870,549	2,971,808	3,499,226
1300	HDh. Nolvivaranfaru Council	3,627,872	3,882,857	5,969,848	6,180,434	7,277,300
1301	HDh. Nellaidhoo Council	3,425,936	2,884,926	4,583,655	4,745,343	5,587,517
1302	HDh. Nolvivaramu Council	3,958,591	5,990,418	8,945,624	9,261,180	10,904,799
1303	HDh. Kurinbee Council	2,501,595	2,764,869	3,416,219	3,536,726	4,164,402
1305	HDh. Kumundhoo Council	3,310,485	3,535,306	5,483,161	5,676,579	6,684,024
1306	HDh. Neykurendhoo Council	3,014,638	3,293,812	5,010,430	5,187,173	6,107,761

		2019	2020	2021	2022	2023
		Actuals	Revised		Approved	
1307	HDh. Vaikaradhoo Council	4,438,807	3,550,623	4,806,818	4,976,378	5,859,556
1308	HDh. Makunudhoo Council	3,679,515	4,092,370	6,274,662	6,496,000	7,648,871
1309	Sh. Atoll Council	6,423,313	5,969,619	9,053,116	9,372,464	11,035,832
1310	Sh. Kanditheemu Council	3,721,282	3,966,618	6,082,794	6,297,364	7,414,982
1311	Sh. Noomaraa Council	1,673,438	1,825,105	3,078,723	3,187,325	3,752,992
1312	Sh. Goidhoo Council	2,522,353	3,193,843	4,289,443	4,440,753	5,228,871
1313	Sh. Feydhoo Council	2,803,670	3,068,002	4,819,904	4,989,926	5,875,508
1314	Sh. Feevaku Council	3,135,339	2,655,557	4,247,037	4,396,851	5,177,177
1315	Sh. Bileiyfahee Council	3,140,976	2,559,244	3,648,877	3,777,591	4,448,015
1316	Sh. Foakaidhoo Council	3,512,682	4,155,264	6,375,961	6,600,873	7,772,356
1317	Sh. Narudhoo Council	2,921,005	2,394,468	3,535,881	3,660,609	4,310,272
1318	Sh. Maroshee Council	3,476,573	2,247,525	3,520,278	3,644,456	4,291,252
1319	Sh. Lhaimagu Council	2,585,385	2,316,040	3,732,818	3,864,493	4,550,339
1320	Sh. Komandoo Council	3,863,067	3,389,186	5,296,296	5,483,122	6,456,233
1321	Sh. Maaungoodhoo Council	2,965,141	2,691,407	4,314,143	4,466,324	5,258,980
1322	Sh. Funadhoo Council	4,174,497	6,222,176	9,278,477	9,605,775	11,310,550
1323	Sh. Milandhoo Council	5,013,033	5,628,995	8,442,752	8,740,569	10,291,793
1324	N. Atoll Council	5,750,538	4,656,832	7,355,310	7,614,768	8,966,191
1325	N. Henbadhoo Council	2,629,051	2,127,817	3,350,007	3,468,178	4,083,690
1326	N. Kendhikulhudhoo Council	3,906,740	4,747,345	7,184,636	7,438,073	8,758,137
1327	N. Maalhendhoo Council	2,543,231	2,339,914	3,819,120	3,953,839	4,655,542
1328	N. Kudafaree Council	2,419,997	2,016,811	3,085,709	3,194,557	3,761,507
1329	N. Landhoo Council	3,319,999	2,723,229	4,137,046	4,282,980	5,043,098
1330	N. Maafaru Council	3,307,097	2,790,858	4,447,392	4,604,273	5,421,412
1331	N. Lhohee Council	2,426,817	2,179,876	3,594,339	3,721,129	4,381,532
1332	N. Miladhoo Council	3,714,715	2,960,217	4,303,779	4,455,595	5,246,347
1333	N. Magoodhoo Council	2,460,031	1,670,672	2,484,044	2,571,668	3,028,072
1334	N. Manadhoo Council	3,770,787	4,125,972	6,337,769	6,561,334	7,725,800
1335	N. Holhudhoo Council	3,783,199	4,384,685	6,709,407	6,946,081	8,178,830
1336	N. Fodhdhoo Council	2,059,751	2,054,631	2,455,479	2,542,096	2,993,252
1337	N. Velidhoo Council	5,231,163	4,960,027	7,515,489	7,780,598	9,161,451
1338	R. Atoll Council	6,294,424	6,481,651	8,867,636	9,180,441	10,809,730
1339	R. Alifushee Council	4,634,805	4,961,013	7,500,713	7,765,300	9,143,439
1340	R. Vaadhoo Council	2,565,928	2,249,775	3,253,872	3,368,652	3,966,500
1341	R. Rasgetheemu Council	2,808,594	2,880,726	3,415,624	3,536,109	4,163,677
1342	R. Angolhitheemu Council	2,904,875	2,161,743	3,153,288	3,264,520	3,843,888
1343	R. Hulhudhuffaar Council	3,422,255	4,144,050	5,628,958	5,827,519	6,861,752
1344	R. Ungooaar Council	4,018,247	7,935,352	6,357,921	6,582,196	7,750,365
1345	R. Dhuvaafaru Council	3,973,131	7,656,691	11,342,844	11,742,962	13,827,032
1346	R. Maakurathu Council	3,962,832	2,592,502	4,113,860	4,258,976	5,014,833

		2019	2020	2021	2022	2023
		Actuals	Revised	Approved		
1347	R. Rasmaadhoo Council	2,442,327	2,044,913	3,387,441	3,506,933	4,129,322
1348	R. Innamaadhoo Council	2,374,012	1,904,481	3,211,307	3,324,586	3,914,613
1349	R. Maduhvaree Council	4,382,218	4,197,504	6,438,629	6,665,752	7,848,749
1350	R. Inguraidhoo Council	3,437,075	3,593,948	5,586,125	5,783,175	6,809,538
1351	R. Meedhoo Council	3,786,546	4,965,182	7,517,683	7,782,868	9,164,125
1352	R. Fainu Council	2,412,595	1,856,502	3,051,129	3,158,758	3,719,355
1353	R. Kinolhahu Council	2,809,005	3,443,849	3,536,682	3,661,438	4,311,248
1354	B. Atoll Council	5,352,247	4,996,433	7,166,540	7,419,339	8,736,078
1355	B. Kudarikilu Council	2,500,002	2,100,959	3,143,315	3,254,196	3,831,731
1356	B. Kamadhoo Council	2,114,926	1,660,962	2,807,431	2,906,462	3,422,284
1357	B. Kendhoo Council	3,841,283	2,903,053	4,539,027	4,699,141	5,533,116
1358	B. Kihaadhoo Council	2,009,500	1,666,312	2,849,211	2,949,717	3,473,215
1359	B. Dhonfanu Council	2,329,761	1,825,116	2,777,282	2,875,250	3,385,532
1360	B. Dharavandhoo Council	5,003,955	2,941,059	4,303,027	4,454,816	5,245,430
1361	B. Maalhohu Council	2,436,838	2,266,768	3,228,511	3,342,396	3,935,584
1362	B. Eydhafushee Council	4,360,451	6,846,896	10,191,794	10,551,309	12,423,891
1363	B. Thulhaadhoo Council	4,348,515	4,300,881	6,515,508	6,745,342	7,942,465
1364	B. Hithaadhoo Council	2,702,938	2,854,574	3,978,150	4,118,479	4,849,402
1365	B. Fulhadhoo Council	1,453,544	1,207,389	2,219,115	2,297,394	2,705,121
1366	B. Fehendhoo Council	1,598,306	1,401,605	2,296,227	2,377,226	2,799,122
1367	B. Goidhoo Council	2,600,905	2,683,727	4,275,620	4,426,442	5,212,021
1368	Lh. Atoll Council	4,980,814	4,436,810	6,219,158	6,438,538	7,581,211
1369	Lh. Hinnavaru Council	5,106,815	6,475,728	9,673,386	10,014,614	11,791,947
1370	Lh. Naifaruu Council	6,295,799	9,998,567	14,638,553	15,154,927	17,844,532
1371	Lh. Kurendhoo Council	5,288,316	3,709,590	5,748,134	5,950,899	7,007,029
1372	Lh. Olhuvelifushee Council	2,603,595	2,248,182	3,507,456	3,631,181	4,275,621
1373	K. Atoll Council	4,612,000	4,373,499	8,174,961	8,463,332	9,965,353
1279	K. Kaashidhoo Council	4,721,815	6,351,850	9,420,748	9,753,064	11,483,979
1374	K. Gaafaru Council	3,121,986	3,368,500	5,261,231	5,446,820	6,413,489
1375	K. Dhiffushee Council	2,209,031	3,224,417	4,980,080	5,155,752	6,070,763
1376	K. Thulusdhoo Council	3,234,436	3,420,429	5,354,453	5,543,331	6,527,128
1377	K. Huraa Council	5,608,391	3,447,831	5,371,258	5,560,729	6,547,613
1378	K. Himmafushee Council	3,004,245	4,156,842	6,379,160	6,604,184	7,776,255
1379	K. Gulhee Council	1,922,683	2,735,963	4,378,868	4,533,332	5,337,881
1380	K. Maafushee Council	3,267,107	7,283,159	10,787,979	11,168,524	13,150,646
1381	K. Guraidhoo Council	5,121,029	4,887,907	7,374,817	7,634,963	8,989,970
1382	AA. Atoll Council	7,324,112	3,959,601	6,254,419	6,475,043	7,624,195
1383	AA. Thoddoo Council	4,071,950	5,118,288	6,980,733	7,226,978	8,509,578
1384	AA. Rasdhoo Council	3,766,345	2,951,398	4,508,108	4,667,131	5,495,425
1385	AA. Ukulhahu Council	7,930,451	3,133,655	4,931,962	5,105,937	6,012,108

		2019	2020	2021	2022	2023
		Actuals	Revised	Approved		
1386	AA. Mathiveree Council	3,631,761	3,150,737	4,044,513	4,187,183	4,930,299
1387	AA. Bodufolhudhoo Council	2,753,199	2,128,895	3,523,122	3,647,400	4,294,718
1388	AA. Feridhoo Council	2,815,088	2,127,473	3,363,553	3,482,202	4,100,202
1389	AA. Maalhohu Council	2,354,614	2,763,181	3,269,977	3,385,325	3,986,132
1390	AA. Himandhoo Council	2,479,150	2,654,077	4,177,287	4,324,640	5,092,151
1391	ADh. Atoll Council	6,754,359	4,653,731	6,733,758	6,971,291	8,208,513
1392	ADh. Hanyaameedhoo Council	2,960,188	2,491,539	3,166,863	3,278,574	3,860,436
1393	ADh. Omadhoo Council	2,770,208	2,516,270	4,086,758	4,230,918	4,981,796
1394	ADh. Kunburudhoo Council	2,154,314	1,885,946	2,861,937	2,962,892	3,488,728
1395	ADh. Mahibadhoo Council	4,325,320	5,255,548	7,948,549	8,228,934	9,689,355
1396	ADh. Mandhoo Council	1,696,717	1,504,513	2,639,463	2,732,570	3,217,530
1397	ADh. Dhangethee Council	2,909,697	2,640,825	3,795,261	3,929,139	4,626,459
1398	ADh. Dhigurashu Council	3,263,123	2,504,604	3,697,287	3,827,709	4,507,027
1399	ADh. Dhidhdhoo Council	1,792,524	1,502,844	2,012,062	2,083,037	2,452,722
1400	ADh. Fenfushee Council	3,348,873	3,066,779	4,067,792	4,211,283	4,958,676
1401	ADh. Maamigilee Council	3,792,749	6,606,066	9,810,436	10,156,498	11,959,013
1402	V. Atoll Council	4,958,506	3,703,967	4,371,990	4,526,211	5,329,496
1403	V. Fulidhoo Council	2,699,658	1,736,374	2,718,359	2,814,249	3,313,705
1404	V. Thinadhoo Council	1,522,025	1,275,723	1,421,670	1,471,820	1,733,029
1405	V. Felidhoo Council	2,355,203	2,061,542	3,054,515	3,162,263	3,723,482
1406	V. Keyodhoo Council	2,453,256	2,480,611	3,619,534	3,747,212	4,412,245
1407	V. Rakeedhoo Council	1,457,169	1,172,309	1,677,434	1,736,605	2,044,807
1408	M. Atoll Council	7,020,323	4,733,679	5,459,985	5,652,585	6,655,772
1409	M. Raiymandhoo Council	2,220,509	1,782,331	1,893,891	1,960,698	2,308,670
1410	M. Veyvashu Council	2,575,156	2,127,900	2,424,429	2,509,951	2,955,402
1411	M. Mulaku Council	3,766,284	4,285,319	5,623,477	5,821,845	6,855,071
1412	M. Mulee Council	3,127,483	2,772,441	4,428,903	4,585,132	5,398,874
1413	M. Naalaafushee Council	3,064,200	1,803,987	2,801,453	2,900,274	3,414,997
1414	M. Kolhufushee Council	4,030,521	2,866,390	4,337,351	4,490,350	5,287,271
1415	M. Dhiggaru Council	3,355,978	2,853,228	4,556,334	4,717,058	5,554,213
1416	M. Maduvvaree Council	2,678,166	2,406,494	2,583,637	2,674,775	3,149,478
1417	F. Atoll Council	5,360,667	5,144,702	5,203,815	5,387,379	6,343,498
1418	F. Feealee Council	4,130,812	3,992,698	4,678,193	4,843,216	5,702,761
1419	F. Bileiydhoo Council	3,551,171	3,433,513	4,519,943	4,679,384	5,509,852
1420	F. Magoodhoo Council	5,571,967	3,203,833	3,405,622	3,525,755	4,151,485
1421	F. Dharanboodhoo Council	3,056,584	2,467,786	2,903,866	3,006,300	3,539,840
1422	F. Nilandhoo Council	4,995,993	4,847,070	7,344,127	7,603,191	8,952,559
1423	Dh. Atoll Council	5,264,100	4,898,631	5,828,246	6,033,837	7,104,686
1424	Dh. Meedhoo Council	4,477,832	2,913,280	4,624,760	4,787,898	5,637,626
1425	Dh. Bandidhoo Council	3,345,656	2,689,115	4,298,156	4,449,773	5,239,491

		2019	2020	2021	2022	2023
		Actuals	Revised	Approved		
1426	Dh. Rinbudhoo Council	2,720,600	1,987,049	2,811,272	2,910,439	3,426,966
1427	Dh. Hulhudhelee Council	3,236,909	2,481,561	4,015,220	4,156,857	4,894,590
1429	Dh. Maaenboodoo Council	3,365,945	2,351,127	3,671,494	3,801,006	4,475,586
1430	Dh. Kudahuvadho Council	7,252,494	6,989,900	9,875,812	10,224,180	12,038,706
1431	Th. Atoll Council	7,309,678	5,975,973	7,625,205	7,894,184	9,295,196
1432	Th. Burunee Council	3,332,521	2,501,989	3,254,326	3,369,122	3,967,053
1433	Th. Vilufushee Council	3,600,516	3,420,275	5,262,439	5,448,071	6,414,962
1434	Th. Madifushee Council	3,680,310	2,955,321	4,666,983	4,831,610	5,689,095
1435	Th. Dhiyamigilee Council	3,211,839	2,450,927	3,397,765	3,517,621	4,141,907
1436	Th. Guraidhoo Council	4,155,774	4,055,726	6,110,707	6,326,262	7,449,009
1437	Th. Kandoodhoo Council	3,579,025	2,287,659	3,426,179	3,547,037	4,176,544
1438	Th. Vandhoo Council	2,380,142	1,667,866	2,706,073	2,801,530	3,298,728
1439	Th. Hirilandhoo Council	4,122,219	3,762,566	5,230,026	5,414,515	6,375,450
1440	Th. Gaadhiffushee Council	2,033,271	1,490,905	2,261,693	2,341,474	2,757,025
1441	Th. Thimarafushee Council	4,383,307	3,600,719	5,529,673	5,724,732	6,740,723
1442	Th. Veymandoo Council	2,902,570	3,333,857	5,224,998	5,409,309	6,369,320
1443	Th. Kinbidhoo Council	3,391,173	3,010,063	4,236,304	4,385,739	5,164,094
1444	Th. Omadhoo Council	2,875,777	2,591,459	3,235,972	3,350,121	3,944,680
1445	L. Atoll Council	11,380,834	5,898,147	8,188,556	8,477,407	9,981,926
1446	L. Isdhoo Council	3,114,397	3,876,438	5,738,280	5,940,698	6,995,017
1447	L. Dhanbidhoo Council	2,661,551	3,251,861	4,163,527	4,310,395	5,075,378
1448	L. Maabaidhoo Council	4,124,005	2,765,200	4,256,408	4,406,552	5,188,601
1449	L. Mundoo Council	2,435,268	1,702,422	2,531,869	2,621,181	3,086,372
1450	L. Gamu Council	9,571,208	10,471,548	15,188,292	15,724,058	18,514,669
1451	L. Maavashu Council	4,248,291	4,476,680	6,819,222	7,059,769	8,312,695
1452	L. Fonadhoo Council	5,257,109	6,900,982	10,234,480	10,595,500	12,475,926
1454	L. Maamendhoo Council	4,037,372	3,351,272	4,625,702	4,788,873	5,638,773
1455	L. Hithadhoo Council	3,142,741	3,535,578	5,495,955	5,689,825	6,699,620
1456	L. Kunahandhoo Council	2,934,017	2,755,024	4,385,252	4,539,941	5,345,662
1508	L. Kalaidhoo Council	3,308,184	3,736,553	5,019,288	5,196,343	6,118,558
1457	GA. Atoll Council	6,047,357	4,859,256	7,127,262	7,378,676	8,688,199
1458	GA. Kolamaafushee Council	3,367,241	3,186,510	4,997,646	5,173,938	6,092,177
1459	GA. Vilingilee Council	9,333,045	7,018,564	10,423,512	10,791,200	12,706,357
1460	GA. Maamendhoo Council	3,713,353	3,500,228	5,451,377	5,643,673	6,645,279
1461	GA. Nilandhoo Council	3,474,730	3,211,436	3,905,968	4,043,751	4,761,411
1462	GA. Dhaandhoo Council	4,506,029	3,549,277	5,373,025	5,562,557	6,549,767
1463	GA. Dhevvadhoo Council	3,004,714	3,849,840	3,667,395	3,796,762	4,470,588
1464	GA. Kondey Council	2,115,216	2,135,660	3,495,183	3,618,475	4,260,660
1465	GA. Gemanafushee Council	3,964,784	4,051,488	6,208,821	6,427,836	7,568,610
1466	GA. Kanduhulhuhdoo Council	2,261,971	2,503,197	4,018,617	4,160,373	4,898,731

		2019	2020	2021	2022	2023
		Actuals	Revised	Approved		
1278	GDh. Atoll Council	7,401,189	5,412,392	8,265,786	8,557,361	10,076,070
1467	GDh. Madavelee Council	3,804,075	3,934,209	5,852,599	6,059,049	7,134,373
1468	GDh. Hoadedhdhoo Council	3,086,153	3,337,943	5,132,591	5,313,643	6,256,676
1469	GDh. Nadalla Council	2,956,132	2,982,732	4,703,741	4,869,665	5,733,904
1470	GDh. Gadhdhoo Council	4,567,828	4,789,463	7,239,841	7,495,225	8,825,433
1471	GDh. Rathafandhoo Council	2,822,023	2,678,159	4,000,949	4,142,083	4,877,194
1472	GDh. Vaadhoo Council	4,468,821	3,575,254	5,506,903	5,701,159	6,712,966
1473	GDh. Fiyoaree Council	2,886,502	3,085,858	4,838,786	5,009,473	5,898,525
1474	GDh. Faresmaathodaa Council	4,695,814	3,739,796	5,768,372	5,971,851	7,031,700
1475	GDh. Thinadhoo Council	19,343,510	12,608,244	18,298,851	18,944,341	22,306,469

5.4 GOVERNMENT DOMESTIC EXPENDITURE - RECURRENT AND CAPITAL BY OFFICES - 2021

(IN MVR)

		Recurrent	Capital			2021
			PSIP	Other Capital	Total Capital	Total
Total		21,327,648,075	3,386,934,613	4,744,298,277	8,131,232,890	29,458,880,965
S01 Presidents Office		165,273,609	-	5,912,443	5,912,443	171,186,052
1001	Presidents Office	132,892,525	-	5,280,295	5,280,295	138,172,820
1003	Official Residence of the President	24,447,938	-	441,416	441,416	24,889,354
1005	Official Residence of the Vice President	7,933,146	-	190,732	190,732	8,123,878
S02 People's Majlis		170,224,868	2,971,641	4,670,111	7,641,752	177,866,620
1242	People's Majlis	170,224,868	2,971,641	4,670,111	7,641,752	177,866,620
S04 Department of Judicial Administration		455,160,236	21,468,750	25,786,853	47,255,603	502,415,839
1264	Department of Judicial Administration	51,309,999	21,468,750	16,385,000	37,853,750	89,163,749
1248	Supreme Court of the Maldives	28,737,005	-	1,463,000	1,463,000	30,200,005
1249	High Court	29,503,197	-	496,789	496,789	29,999,986
1251	Majistrate Courts	233,720,274	-	3,500,000	3,500,000	237,220,274
1252	Civil Court	35,631,092	-	1,666,394	1,666,394	37,297,486
1253	Criminal Court	29,257,728	-	729,300	729,300	29,987,028
1254	Family Court	25,069,524	-	1,177,790	1,177,790	26,247,314
1255	Juvenile Court	9,861,405	-	138,591	138,591	9,999,996
1486	Drug Court	12,070,012	-	229,989	229,989	12,300,001
S03 Judicial Service Commission		17,867,130	-	257,700	257,700	18,124,830
1247	Judicial Service Commission	17,867,130	-	257,700	257,700	18,124,830
S05 Elections Commission		72,666,634	-	3,450,300	3,450,300	76,116,934
1244	Elections Commission	72,666,634	-	3,450,300	3,450,300	76,116,934
S06 Civil Service Commission		25,386,017	-	775,600	775,600	26,161,617
1256	Civil Service Commission	25,386,017	-	775,600	775,600	26,161,617
S07 Human Rights Commission		26,032,059	-	895,830	895,830	26,927,889
1246	Human Rights Commission	26,032,059	-	895,830	895,830	26,927,889
S08 Anti-Corruption Commission		37,843,651	-	873,450	873,450	38,717,101
1245	Anti-Corruption Commission	37,843,651	-	873,450	873,450	38,717,101
S09 Auditor Generals Office		52,996,803	25,000,000	3,798,197	28,798,197	81,795,000
1243	Auditor General's Office	52,996,803	25,000,000	3,798,197	28,798,197	81,795,000
S10 Prosecutor Generals Office		59,268,884	-	2,032,870	2,032,870	61,301,754
1257	Prosecutor General's Office	59,268,884	-	2,032,870	2,032,870	61,301,754
S11 Maldives Inland revenue Authority		94,240,719	-	5,520,422	5,520,422	99,761,141
1009	Maldives Inland revenue Authority	94,240,719	-	5,520,422	5,520,422	99,761,141
S12 Employment Tribunal		8,534,490	-	2,040,510	2,040,510	10,575,000
1222	Employment Tribunal	8,534,490	-	2,040,510	2,040,510	10,575,000
S13 Maldives Media Council		4,956,500	-	43,500	43,500	5,000,000
1270	Maldives Media Council	4,956,500	-	43,500	43,500	5,000,000
S14 Maldives Broadcasting Commission		11,092,358	-	107,642	107,642	11,200,000

204

		Recurrent	Capital			2021
			PSIP	Other Capital	Total Capital	Total
S40 Maldives Customs Services		208,050,553	7,541,179	14,208,783	21,749,962	229,800,515
1008	Maldives Customs Service	208,050,553	7,541,179	14,208,783	21,749,962	229,800,515
S23 Ministry of Education		2,666,056,302	340,154,584	28,871,170	369,025,754	3,035,082,056
1058	Ministry of Education	403,572,840	-	15,462,219	15,462,219	419,035,059
1060	Department of Public Examination	60,922,653	-	260,000	260,000	61,182,653
1500	National Institute of Education	24,541,490	-	301,201	301,201	24,842,691
1533	Department of Inclusive Education	7,010,644	-	413,000	413,000	7,423,644
1518	Quality Assurance Department	5,204,126	-	91,250	91,250	5,295,376
1062	MOE / Atoll School Construction	-	272,870,385	-	272,870,385	272,870,385
1063	MOE / Male' School Construction	-	67,284,199	-	67,284,199	67,284,199
1065	Majeediyya School	30,557,202	-	98,500	98,500	30,655,702
1066	Dharumavantha school	19,363,136	-	98,500	98,500	19,461,636
1067	Aminiyya School	39,942,883	-	98,500	98,500	40,041,383
1261	Hiriya School	27,568,238	-	98,500	98,500	27,666,738
1068	Iskandaru School	35,652,929	-	98,500	98,500	35,751,429
1069	Centre For Higher Secondary Education	25,310,592	-	98,500	98,500	25,409,092
1070	Al- Madrasathul Arabiyyathul Islamiyya	25,424,655	-	98,500	98,500	25,523,155
1071	Jamaaludeen School	34,990,767	-	98,500	98,500	35,089,267
1072	Thaajudeen School	30,231,642	-	98,500	98,500	30,330,142
1073	Kalaafaanu School	30,115,533	-	98,500	98,500	30,214,033
1075	Muhiyudeen School	22,368,760	-	98,500	98,500	22,467,260
1076	Imaadudeen School	34,940,378	-	98,500	98,500	35,038,878
1077	Ghaazee school	32,236,475	-	98,500	98,500	32,334,975
1514	Rehendhi School	34,650,220	-	98,500	98,500	34,748,720
1526	Huravee School	24,911,582	-	98,500	98,500	25,010,082
1537	Izzudeen School	8,655,672	-	83,500	83,500	8,739,172
1079	Ha.Atoll Education Centre	17,704,156	-	98,500	98,500	17,802,656
1080	Hdh.Atoll Education Centre	20,218,226	-	98,500	98,500	20,316,726
1081	Sh.Atoll Education Centre	9,984,413	-	83,500	83,500	10,067,913
1082	N.Atoll Education Centre	10,306,513	-	83,500	83,500	10,390,013
1083	R.Atoll Education Centre	14,942,539	-	83,500	83,500	15,026,039
1084	B.Atoll Education Centre	21,628,055	-	98,500	98,500	21,726,555
1085	LH.Atoll Education Centre	13,186,698	-	83,500	83,500	13,270,198
1086	Adh.Atoll Education Centre	13,164,046	-	83,500	83,500	13,247,546
1087	F.Atoll Education Centre	15,549,840	-	83,500	83,500	15,633,340
1088	Dh.Atoll Education Centre	18,495,364	-	98,500	98,500	18,593,864
1089	TH.Atoll Education Centre	8,765,988	-	83,500	83,500	8,849,488
1090	L.Atoll Education Centre	16,307,978	-	83,500	83,500	16,391,478
1091	GA.Atoll Education Centre	15,946,648	-	83,500	83,500	16,030,148
1092	Gdh.Atoll Education Centre	13,487,799	-	83,500	83,500	13,571,299
1093	Gn.Atoll Education Centre	14,809,134	-	83,500	83,500	14,892,634

		Recurrent	Capital			2021
			PSIP	Other Capital	Total Capital	Total
1095	Ha.Atholhu Madharusaa	13,004,476	-	83,500	83,500	13,087,976
1096	Ihavandhoo School	19,606,450	-	98,500	98,500	19,704,950
1097	Madhurasathul Seikh Ibrahim	9,163,871	-	83,500	83,500	9,247,371
1098	Afeefudheen School	18,411,242	-	98,500	98,500	18,509,742
1099	Nolhivaram School	15,487,775	-	83,500	83,500	15,571,275
1100	Jalaaludeen School	17,986,870	-	98,500	98,500	18,085,370
1101	Sh.Atoll School	10,272,567	-	83,500	83,500	10,356,067
1102	Funadhoo School	15,138,560	-	83,500	83,500	15,222,060
1103	Milandhoo School	17,549,117	-	83,500	83,500	17,632,617
1104	Kendhikulhudhoo School	12,614,193	-	83,500	83,500	12,697,693
1105	Meyna School	14,329,340	-	83,500	83,500	14,412,840
1106	Ungoofaaru School	15,457,540	-	83,500	83,500	15,541,040
1107	Alifushee School	12,703,589	-	83,500	83,500	12,787,089
1108	Maduvaree School	13,236,070	-	83,500	83,500	13,319,570
1109	Hulhudhufaar School	11,554,827	-	83,500	83,500	11,638,327
1110	Thulhaadhoo School	11,879,557	-	83,500	83,500	11,963,057
1111	Lh.Atoll School	9,732,653	-	83,500	83,500	9,816,153
1112	Madhurasathul Ifthithaah	19,819,546	-	98,500	98,500	19,918,046
1113	K.Atoll School	12,089,811	-	83,500	83,500	12,173,311
1114	Adh.Atoll School	12,485,821	-	83,500	83,500	12,569,321
1115	Qatharu Ameer School	15,419,976	-	83,500	83,500	15,503,476
1116	L.Maavashu School	10,940,079	-	83,500	83,500	11,023,579
1117	Aboobakuru School	10,826,301	-	83,500	83,500	10,909,801
1118	Hafiz Ahmed School	16,710,015	-	83,500	83,500	16,793,515
1119	Madharusathul Sheikh Mohamed Jamaaluddin / Gn.Fuvahmulah	27,159,331	-	83,500	83,500	27,242,831
1120	Hithadhoo School	22,846,532	-	98,500	98,500	22,945,032
1121	Sharafuddheen School	29,612,685	-	98,500	98,500	29,711,185
1122	Feydhoo School	19,209,567	-	83,500	83,500	19,293,067
1123	Addu High School	17,972,702	-	83,500	83,500	18,056,202
1541	S. Atoll School	16,751,081	-	53,000	53,000	16,804,081
1504	Thinadhoo School	8,628,741	-	83,500	83,500	8,712,241
1501	Northern Education Unit	198,381,513	-	1,375,000	1,375,000	199,756,513
1521	North Central Education Unit	215,094,227	-	1,375,000	1,375,000	216,469,227
1502	Central Education Unit	189,549,076	-	1,375,000	1,375,000	190,924,076
1520	South Central Education Unit	249,019,618	-	1,375,000	1,375,000	250,394,618
1503	Southern Education Unit	152,741,169	-	1,322,000	1,322,000	154,063,169
S48 Ministry of Higher Education		616,012,202	11,500,000	765,000	12,265,000	628,277,202
1129	Ministry of Higher Education	589,584,928	11,500,000	266,500	11,766,500	601,351,428
1142	Maldives Qualification Authority	4,946,106	-	113,500	113,500	5,059,606
1482	Technical and Vocational Education Training Authority	4,819,963	-	20,000	20,000	4,839,963
1263	Maldives Polytechnic	16,661,205	-	365,000	365,000	17,026,205

		Recurrent	Capital			2021
			PSIP	Other Capital	Total Capital	Total
S24 Maldives Islamic University		38,795,991	-	1,910,000	1,910,000	40,705,991
1141	Maldives Islamic University	38,795,991	-	1,910,000	1,910,000	40,705,991
S25 Maldives National University		161,482,212	17,050,000	2,160,000	19,210,000	180,692,212
1130	Maldives National University	30,078,724	17,050,000	225,000	17,275,000	47,353,724
1131	Faculty of Education	17,306,614	-	85,000	85,000	17,391,614
1132	Faculty of Health Sciences	10,955,621	-	120,000	120,000	11,075,621
1133	Faculty of Management & Computing	9,177,293	-	90,000	90,000	9,267,293
1134	Faculty of Engineering Technology	10,439,465	-	168,000	168,000	10,607,465
1135	Faculty of Hospitality and Tourism Studies	11,322,268	-	110,000	110,000	11,432,268
1136	Centre for Maritime Studies	3,362,881	-	81,500	81,500	3,444,381
1137	Centre for Open Learning	2,755,109	-	78,500	78,500	2,833,609
1139	Atoll Campuses	13,287,489	-	235,000	235,000	13,522,489
1140	Faculty of Arts	6,289,578	-	118,500	118,500	6,408,078
1484	Faculty of Islamic Studies	13,689,550	-	121,500	121,500	13,811,050
1266	National law Library	5,723,237	-	65,000	65,000	5,788,237
1523	School of Nursing	9,973,284	-	132,000	132,000	10,105,284
1524	Centre for Foundation Studies	4,701,498	-	70,000	70,000	4,771,498
1527	School of Medicine	12,419,601	-	460,000	460,000	12,879,601
S26 Ministry of Foreign Affairs		343,583,287	-	3,173,431	3,173,431	346,756,718
1147	Ministry of Foreign Affairs	80,403,999	-	1,464,459	1,464,459	81,868,458
1148	Embassy of the Republic of Maldives in Dhaka, Bangladesh	7,827,794	-	345,442	345,442	8,173,236
1149	Embassy of the Republic of Maldives in Colombo, Sri Lanka	29,653,575	-	-	-	29,653,575
1150	Permanent Mission of Maldives to the United Nations	17,022,769	-	57,825	57,825	17,080,594
1151	Embassy of the Republic of Maldives in London, United Kingdom	12,260,952	-	76,086	76,086	12,337,038
1152	Embassy of the Republic of Maldives in New Delhi, India	13,623,710	-	210,880	210,880	13,834,590
1153	Consulate of the Republic of Maldives in Thiruvananthapuram, Ir	9,593,541	-	342,387	342,387	9,935,928
1154	Embassy of the Republic of Maldives in Kuala Lumpur, Malaysia	32,630,448	-	181,239	181,239	32,811,687
1155	Embassy of the Republic of Maldives in Japan	17,109,163	-	78,183	78,183	17,187,346
1157	Embassy of the Republic of Maldives in Beijing, China	11,857,827	-	150,000	150,000	12,007,827
1158	Embassy of the Republic of Maldives in Riyadh, Saudi Arabia	12,085,051	-	49,179	49,179	12,134,230
1159	Permanent Mission of Maldives to the United Nations, Geneva, S	14,615,688	-	-	-	14,615,688
1160	Embassy of the Republic of Maldives in Islamabad, Pakistan	9,295,880	-	-	-	9,295,880
1161	Maldives Mission to the European Union, Brussels, Belgium	10,510,138	-	-	-	10,510,138
1162	Embassy of Republic of Maldives in Singapore	10,136,353	-	40,000	40,000	10,176,353
1274	Embassy of the Republic of Maldives in Abu Dhabi, United Arab E	14,153,648	-	71,551	71,551	14,225,199
1519	Embassy of the Republic of Maldives in Berlin, Germany	14,194,173	-	-	-	14,194,173
1525	Embassy of the Republic of Maldives in Thailand	24,030,131	-	106,200	106,200	24,136,331
1536	Consulate of the Republic of Maldives in Jeddah, KSA	2,578,447	-	-	-	2,578,447
S27 Ministry of Health		1,840,718,757	257,521,648	59,963,700	317,485,348	2,158,204,105
1163	Ministry of Health	573,992,851	257,521,648	48,550,000	306,071,648	880,064,499
1164	Health Protection Agency	33,309,590	-	200,000	200,000	33,509,590

		Recurrent	Capital			2021
			PSIP	Other Capital	Total Capital	Total
1191	Maldives Food & Drug Authority	27,605,029	-	70,000	70,000	27,675,029
1507	Maldives Blood Service	24,817,714	-	105,000	105,000	24,922,714
1168	R. Regional Hospital	120,026,960	-	2,882,300	2,882,300	122,909,260
1170	M. Regional Hospital	48,326,456	-	315,000	315,000	48,641,456
1172	L. Regional Hospital	102,283,617	-	2,000,000	2,000,000	104,283,617
1171	GDH. Regional Hospital	112,794,062	-	1,050,000	1,050,000	113,844,062
1173	HA. Atoll Hospital	84,529,000	-	350,000	350,000	84,879,000
1174	SH. Atoll Hospital	82,687,767	-	560,000	560,000	83,247,767
1175	N. Atoll Hospital	66,232,479	-	450,000	450,000	66,682,479
1176	B. Atoll Hospital	64,673,559	-	491,400	491,400	65,164,959
1177	LH. Atoll Hospital	52,235,361	-	320,000	320,000	52,555,361
1497	K. Atoll Health Services	53,193,050	-	320,000	320,000	53,513,050
1178	AA. Atoll Hospital	43,323,483	-	320,000	320,000	43,643,483
1179	ADH. Atoll Hospital	54,690,074	-	200,000	200,000	54,890,074
1180	V. Atoll Hospital	20,134,353	-	320,000	320,000	20,454,353
1181	F. Atoll Hospital	41,797,328	-	220,000	220,000	42,017,328
1182	DH. Atoll Hospital	45,476,488	-	300,000	300,000	45,776,488
1183	TH. Atoll Hospital	78,094,184	-	220,000	220,000	78,314,184
1184	GA. Atoll Hospital	68,554,593	-	300,000	300,000	68,854,593
1185	Gn. Atoll Hospital	34,715,343	-	320,000	320,000	35,035,343
1186	Dhamanaveshi	7,225,416	-	100,000	100,000	7,325,416
S58 Kulhudhuffushi Regional Hospital		183,145,783	-	1,450,000	1,450,000	184,595,783
1167	Kulhudhuffushi Regional Hospital	183,145,783	-	1,450,000	1,450,000	184,595,783
S59 Addu Equitorial Hospital		191,748,027	-	725,000	725,000	192,473,027
1169	Addu Equitorial Hospital	191,748,027	-	725,000	725,000	192,473,027
S42 Male' Group of Hospitals		1,192,547,113	29,394,295	49,831,419	79,225,714	1,271,772,827
1166	Indira Gandhi Memorial Hospital	910,715,784	17,394,295	29,174,416	46,568,711	957,284,495
1187	Villingili Hospital	28,838,347	-	400,000	400,000	29,238,347
1188	Hulhumale Hospital	252,992,982	12,000,000	20,257,003	32,257,003	285,249,985
S41 National Social Protection Agency		1,199,133,499	-	555,395	555,395	1,199,688,894
1250	National Social Protection Agency	1,199,133,499	-	555,395	555,395	1,199,688,894
S28 Ministry of Economic Development		283,454,311	15,000,000	58,044,545	73,044,545	356,498,856
1202	Ministry of Economic Development	270,986,405	15,000,000	57,809,545	72,809,545	343,795,950
1517	Special Economic Zones Maldives	1,249,770	-	-	-	1,249,770
1511	Labour Relations Authority	11,218,136	-	235,000	235,000	11,453,136
S50 Ministry of Transport & Civil Aviation		43,085,989	16,191,000	1,008,000	17,199,000	60,284,989
1530	Ministry of Transport & Civil Aviation	27,459,853	16,191,000	772,000	16,963,000	44,422,853
1232	Transport Authority	15,626,136	-	236,000	236,000	15,862,136
S29 Ministry of Tourism		25,228,767	-	1,246,040	1,246,040	26,474,807
1204	Ministry of Tourism	25,228,767	-	1,246,040	1,246,040	26,474,807

		Recurrent	Capital			2021
			PSIP	Other Capital	Total Capital	Total
S30 Ministry of Youth, Sports and Community Empowerment		149,261,720	226,206,050	4,802,500	231,008,550	380,270,270
1215	Ministry of Youth, Sports & Community Empowerment	149,261,720	226,206,050	4,802,500	231,008,550	380,270,270
S52 Ministry of Arts, Culture and Heritage		51,717,702	5,320,000	1,169,936	6,489,936	58,207,638
1532	Ministry of Arts, Culture and Heritage	14,725,025	2,320,000	361,029	2,681,029	17,406,054
1271	Department of Heritage	12,194,544	3,000,000	147,451	3,147,451	15,341,995
1269	Dhivehi Bahuge Academy	6,748,724	-	189,522	189,522	6,938,246
1210	National Library	5,939,691	-	287,800	287,800	6,227,491
1211	National Centre for the Arts	5,881,711	-	100,321	100,321	5,982,032
1213	National Bureau of Classification	2,003,587	-	6,247	6,247	2,009,834
1506	National Archives	4,224,420	-	77,566	77,566	4,301,986
S31 Ministry of National Planning, Housing and Infrastructure		248,130,651	2,146,590,706	9,759,783	2,156,350,489	2,404,481,140
1224	Ministry of National Planning, Housing and Infrastructure	207,584,791	2,146,590,706	3,955,580	2,150,546,286	2,358,131,077
1483	Maldives Land and Survey Authority	7,941,736	-	3,534,941	3,534,941	11,476,677
1011	National Bureau of Statistics	18,107,357	-	1,018,762	1,018,762	19,126,119
1026	Department of National Registrations	14,496,767	-	1,250,500	1,250,500	15,747,267
S51 Ministry of Communication, Science and Technology		46,608,731	-	47,792,653	47,792,653	94,401,384
1531	Ministry of Communication, Science and Technology	13,192,841	-	1,702,899	1,702,899	14,895,740
1238	National Centre For Information Technology	26,982,540	-	44,111,442	44,111,442	71,093,982
1239	Communications Authority of Maldives	6,433,350	-	1,978,312	1,978,312	8,411,662
S32 Ministry of Fisheries, Marine Resources and Agriculture		53,535,687	40,102,500	6,280,874	46,383,374	99,919,061
1233	Ministry of Fisheries, Marine Resources and Agriculture	53,535,687	40,102,500	6,280,874	46,383,374	99,919,061
S33 Ministry of Islamic Affairs		155,889,846	26,633,902	4,296,649	30,930,551	186,820,397
1240	Ministry of Islamic Affairs	146,069,395	26,633,902	4,117,100	30,751,002	176,820,397
1241	Center for the Holy Quran	6,868,000	-	132,000	132,000	7,000,000
1534	Islamee Fathuvadhey Majilis	2,952,451	-	47,549	47,549	3,000,000
S34 Ministry of Environment		127,752,695	-	16,366,413	16,366,413	144,119,108
1229	Ministry of Environment	77,008,696	-	15,737,813	15,737,813	92,746,509
1228	Maldives Meteorological Service	31,952,536	-	407,600	407,600	32,360,136
1230	Maldives energy Authority	3,042,400	-	66,000	66,000	3,108,400
1231	Environmental Protection Agency	15,749,063	-	155,000	155,000	15,904,063
S36 Ministry Of Gender, Family and Social Services		285,754,623	37,505,000	4,114,990	41,619,990	327,374,613
1510	Ministry Of Gender, Family and Social Services	75,003,928	25,380,000	1,915,000	27,295,000	102,298,928
1196	Family & Children Service Centre	44,191,798	-	-	-	44,191,798
1539	Child & Family Protection Service	12,850,959	-	-	-	12,850,959
1197	Kudakudhinge Hiyaa	10,515,209	-	-	-	10,515,209
1516	Fiyavathi	18,859,298	-	-	-	18,859,298
1192	National Drug Agency	91,142,297	12,125,000	2,199,990	14,324,990	105,467,287
1194	Khaassa Eheeah Beynunvaa Meehun thibey Marukaz	33,191,134	-	-	-	33,191,134
S43 Councils		1,281,474,431	-	-	-	1,281,474,431
1477	Male' City Council	130,119,082	-	-	-	130,119,082
1277	Addu City Council	62,500,532	-	-	-	62,500,532

		Recurrent	Capital			2021
			PSIP	Other Capital	Total Capital	Total
1476	Fuvamulaku City Council	36,272,966	-	-	-	36,272,966
1304	Kulhudhuffushee City Council	27,402,306	-	-	-	27,402,306
1281	HA. Atoll Council	8,559,220	-	-	-	8,559,220
1280	HA. Utheemu Council	3,812,239	-	-	-	3,812,239
1282	HA. Thuraakunu Council	3,492,965	-	-	-	3,492,965
1283	HA. Uligamu Council	3,711,353	-	-	-	3,711,353
1284	HA. Mulhadhoo Council	3,293,899	-	-	-	3,293,899
1285	HA. Hoarafushee Council	8,065,588	-	-	-	8,065,588
1286	HA. Ihavandhoo Council	10,355,131	-	-	-	10,355,131
1287	HA. Kela Council	6,561,568	-	-	-	6,561,568
1288	HA. Vashafaru Council	3,222,347	-	-	-	3,222,347
1289	HA. Dhidhdhoo Council	10,935,880	-	-	-	10,935,880
1290	HA. Filladhoo Council	5,173,951	-	-	-	5,173,951
1291	HA. Maarandhoo Council	4,264,495	-	-	-	4,264,495
1292	HA. Thakandhoo Council	3,090,734	-	-	-	3,090,734
1293	HA. Muraidhoo Council	3,438,872	-	-	-	3,438,872
1294	HA. Baarashu Council	7,107,484	-	-	-	7,107,484
1295	HDh. Atoll Council	7,692,480	-	-	-	7,692,480
1296	HDh. Hanimaadhoo Council	8,785,703	-	-	-	8,785,703
1297	HDh. Finey Council	3,463,561	-	-	-	3,463,561
1298	HDh. Naivaadhoo Council	3,250,644	-	-	-	3,250,644
1299	HDh. Hirimaradhoo Council	2,870,549	-	-	-	2,870,549
1300	HDh. Nohivaranfaru Council	5,969,848	-	-	-	5,969,848
1301	HDh. Nellaidhoo Council	4,583,655	-	-	-	4,583,655
1302	HDh. Nohivaramu Council	8,945,624	-	-	-	8,945,624
1303	HDh. Kurinbee Council	3,416,219	-	-	-	3,416,219
1305	HDh. Kumundhoo Council	5,483,161	-	-	-	5,483,161
1306	HDh. Neykurendhoo Council	5,010,430	-	-	-	5,010,430
1307	HDh. Vaikaradhoo Council	4,806,818	-	-	-	4,806,818
1308	HDh. Makunudhoo Council	6,274,662	-	-	-	6,274,662
1309	Sh. Atoll Council	9,053,116	-	-	-	9,053,116
1310	Sh. Kanditheemu Council	6,082,794	-	-	-	6,082,794
1311	Sh. Noomaraa Council	3,078,723	-	-	-	3,078,723
1312	Sh. Goidhoo Council	4,289,443	-	-	-	4,289,443
1313	Sh. Feydhoo Council	4,819,904	-	-	-	4,819,904
1314	Sh. Feevaku Council	4,247,037	-	-	-	4,247,037
1315	Sh. Bileiyfahee Council	3,648,877	-	-	-	3,648,877
1316	Sh. Foakaidhoo Council	6,375,961	-	-	-	6,375,961
1317	Sh. Narudhoo Council	3,535,881	-	-	-	3,535,881
1318	Sh. Maroshee Council	3,520,278	-	-	-	3,520,278
1319	Sh. Lhaimagu Council	3,732,818	-	-	-	3,732,818

		Recurrent	Capital			2021
			PSIP	Other Capital	Total Capital	Total
1320	Sh. Komandoo Council	5,296,296	-	-	-	5,296,296
1321	Sh. Maaungoodhoo Council	4,314,143	-	-	-	4,314,143
1322	Sh. Funadhoo Council	9,278,477	-	-	-	9,278,477
1323	Sh. Milandhoo Council	8,442,752	-	-	-	8,442,752
1324	N. Atoll Council	7,355,310	-	-	-	7,355,310
1325	N. Henbadhoo Council	3,350,007	-	-	-	3,350,007
1326	N. Kendhikulhudhoo Council	7,184,636	-	-	-	7,184,636
1327	N. Maalhendhoo Council	3,819,120	-	-	-	3,819,120
1328	N. Kudafaree Council	3,085,709	-	-	-	3,085,709
1329	N. Landhoo Council	4,137,046	-	-	-	4,137,046
1330	N. Maafaru Council	4,447,392	-	-	-	4,447,392
1331	N. Lhohee Council	3,594,339	-	-	-	3,594,339
1332	N. Miladhoo Council	4,303,779	-	-	-	4,303,779
1333	N. Magooodhoo Council	2,484,044	-	-	-	2,484,044
1334	N. Manadhoo Council	6,337,769	-	-	-	6,337,769
1335	N. Holhudhoo Council	6,709,407	-	-	-	6,709,407
1336	N. Fodhdhoo Council	2,455,479	-	-	-	2,455,479
1337	N. Velidhoo Council	7,515,489	-	-	-	7,515,489
1338	R. Atoll Council	8,867,636	-	-	-	8,867,636
1339	R. Alifushee Council	7,500,713	-	-	-	7,500,713
1340	R. Vaadhoo Council	3,253,872	-	-	-	3,253,872
1341	R. Rasgetheemu Council	3,415,624	-	-	-	3,415,624
1342	R. Angolhitheemu Council	3,153,288	-	-	-	3,153,288
1343	R. Hulhudhuffaar Council	5,628,958	-	-	-	5,628,958
1344	R. Ungoofaar Council	6,357,921	-	-	-	6,357,921
1345	R. Dhuvaafaru Council	11,342,844	-	-	-	11,342,844
1346	R. Maakurathu Council	4,113,860	-	-	-	4,113,860
1347	R. Rasmaadhoo Council	3,387,441	-	-	-	3,387,441
1348	R. Innamaadhoo Council	3,211,307	-	-	-	3,211,307
1349	R. Maduhvaree Council	6,438,629	-	-	-	6,438,629
1350	R. Inguraidhoo Council	5,586,125	-	-	-	5,586,125
1351	R. Meedhoo Council	7,517,683	-	-	-	7,517,683
1352	R. Fainu Council	3,051,129	-	-	-	3,051,129
1353	R. Kinolhahu Council	3,536,682	-	-	-	3,536,682
1354	B. Atoll Council	7,166,540	-	-	-	7,166,540
1355	B. Kudarikilu Council	3,143,315	-	-	-	3,143,315
1356	B. Kamadhoo Council	2,807,431	-	-	-	2,807,431
1357	B. Kendhoo Council	4,539,027	-	-	-	4,539,027
1358	B. Kihaadhoo Council	2,849,211	-	-	-	2,849,211
1359	B. Dhonfanu Council	2,777,282	-	-	-	2,777,282
1360	B. Dharavandhoo Council	4,303,027	-	-	-	4,303,027

		Recurrent	Capital			2021
			PSIP	Other Capital	Total Capital	Total
1361	B. Maalhohu Council	3,228,511	-	-	-	3,228,511
1362	B. Eydhafushee Council	10,191,794	-	-	-	10,191,794
1363	B. Thulhaadhoo Council	6,515,508	-	-	-	6,515,508
1364	B. Hithaadhoo Council	3,978,150	-	-	-	3,978,150
1365	B. Fulhadhoo Council	2,219,115	-	-	-	2,219,115
1366	B. Fehendhoo Council	2,296,227	-	-	-	2,296,227
1367	B. Goidhoo Council	4,275,620	-	-	-	4,275,620
1368	Lh. Atoll Council	6,219,158	-	-	-	6,219,158
1369	Lh. Hinnavaru Council	9,673,386	-	-	-	9,673,386
1370	Lh. Naifaru Council	14,638,553	-	-	-	14,638,553
1371	Lh. Kurendhoo Council	5,748,134	-	-	-	5,748,134
1372	Lh. Olhuvelifushee Council	3,507,456	-	-	-	3,507,456
1373	K. Atoll Council	8,174,961	-	-	-	8,174,961
1279	K. Kaashidhoo Council	9,420,748	-	-	-	9,420,748
1374	K. Gaafaru Council	5,261,231	-	-	-	5,261,231
1375	K. Dhiffushee Council	4,980,080	-	-	-	4,980,080
1376	K. Thulusdhoo Council	5,354,453	-	-	-	5,354,453
1377	K. Huraa Council	5,371,258	-	-	-	5,371,258
1378	K. Himmafushee Council	6,379,160	-	-	-	6,379,160
1379	K. Gulhee Council	4,378,868	-	-	-	4,378,868
1380	K. Maafushee Council	10,787,979	-	-	-	10,787,979
1381	K. Guraidhoo Council	7,374,817	-	-	-	7,374,817
1382	AA. Atoll Council	6,254,419	-	-	-	6,254,419
1383	AA. Thoddoo Council	6,980,733	-	-	-	6,980,733
1384	AA. Rasdhoo Council	4,508,108	-	-	-	4,508,108
1385	AA. Ukulhahu Council	4,931,962	-	-	-	4,931,962
1386	AA. Mathiverree Council	4,044,513	-	-	-	4,044,513
1387	AA. Bodufolhudhoo Council	3,523,122	-	-	-	3,523,122
1388	AA. Feridhoo Council	3,363,553	-	-	-	3,363,553
1389	AA. Maalhohu Council	3,269,977	-	-	-	3,269,977
1390	AA. Himandhoo Council	4,177,287	-	-	-	4,177,287
1391	ADh. Atoll Council	6,733,758	-	-	-	6,733,758
1392	ADh. Hanyaameedhoo Council	3,166,863	-	-	-	3,166,863
1393	ADh. Omadhoo Council	4,086,758	-	-	-	4,086,758
1394	ADh. Kunburudhoo Council	2,861,937	-	-	-	2,861,937
1395	ADh. Mahibadhoo Council	7,948,549	-	-	-	7,948,549
1396	ADh. Mandhoo Council	2,639,463	-	-	-	2,639,463
1397	ADh. Dhangethee Council	3,795,261	-	-	-	3,795,261
1398	ADh. Dhigurashu Council	3,697,287	-	-	-	3,697,287
1399	ADh. Dhidhdhoo Council	2,012,062	-	-	-	2,012,062
1400	ADh. Fenfushee Council	4,067,792	-	-	-	4,067,792

		Recurrent	Capital			2021
			PSIP	Other Capital	Total Capital	Total
1401	ADh. Maamigilee Council	9,810,436	-	-	-	9,810,436
1402	V. Atoll Council	4,371,990	-	-	-	4,371,990
1403	V. Fulidhoo Council	2,718,359	-	-	-	2,718,359
1404	V. Thinadhoo Council	1,421,670	-	-	-	1,421,670
1405	V. Felidhoo Council	3,054,515	-	-	-	3,054,515
1406	V. Keyodhoo Council	3,619,534	-	-	-	3,619,534
1407	V. Rakeedhoo Council	1,677,434	-	-	-	1,677,434
1408	M. Atoll Council	5,459,985	-	-	-	5,459,985
1409	M. Raiymandhoo Council	1,893,891	-	-	-	1,893,891
1410	M. Veyvashu Council	2,424,429	-	-	-	2,424,429
1411	M. Mulaku Council	5,623,477	-	-	-	5,623,477
1412	M. Mulee Council	4,428,903	-	-	-	4,428,903
1413	M. Naalaafushee Council	2,801,453	-	-	-	2,801,453
1414	M. Kolhufushee Council	4,337,351	-	-	-	4,337,351
1415	M. Dhiggaru Council	4,556,334	-	-	-	4,556,334
1416	M. Maduvvaree Council	2,583,637	-	-	-	2,583,637
1417	F. Atoll Council	5,203,815	-	-	-	5,203,815
1418	F. Feealee Council	4,678,193	-	-	-	4,678,193
1419	F. Bileiydhoo Council	4,519,943	-	-	-	4,519,943
1420	F. Magoodhoo Council	3,405,622	-	-	-	3,405,622
1421	F. Dharanboodhoo Council	2,903,866	-	-	-	2,903,866
1422	F. Nilandhoo Council	7,344,127	-	-	-	7,344,127
1423	Dh. Atoll Council	5,828,246	-	-	-	5,828,246
1424	Dh. Meedhoo Council	4,624,760	-	-	-	4,624,760
1425	Dh. Bandidhoo Council	4,298,156	-	-	-	4,298,156
1426	Dh. Rinbudhoo Council	2,811,272	-	-	-	2,811,272
1427	Dh. Hulhudhelee Council	4,015,220	-	-	-	4,015,220
1429	Dh. Maaenboodoo Council	3,671,494	-	-	-	3,671,494
1430	Dh. Kudahuvadhoo Council	9,875,812	-	-	-	9,875,812
1431	Th. Atoll Council	7,625,205	-	-	-	7,625,205
1432	Th. Burunee Council	3,254,326	-	-	-	3,254,326
1433	Th. Vilufushee Council	5,262,439	-	-	-	5,262,439
1434	Th. Madifushee Council	4,666,983	-	-	-	4,666,983
1435	Th. Dhiyamigilee Council	3,397,765	-	-	-	3,397,765
1436	Th. Guraidhoo Council	6,110,707	-	-	-	6,110,707
1437	Th. Kandoodhoo Council	3,426,179	-	-	-	3,426,179
1438	Th. Vandhoo Council	2,706,073	-	-	-	2,706,073
1439	Th. Hirilandhoo Council	5,230,026	-	-	-	5,230,026
1440	Th. Gaadhiffushee Council	2,261,693	-	-	-	2,261,693
1441	Th. Thimarafushee Council	5,529,673	-	-	-	5,529,673
1442	Th. Veymandoo Council	5,224,998	-	-	-	5,224,998

		Recurrent	Capital			2021
			PSIP	Other Capital	Total Capital	Total
1443	Th. Kinbidhoo Council	4,236,304	-	-	-	4,236,304
1444	Th. Omadhoo Council	3,235,972	-	-	-	3,235,972
1445	L. Atoll Council	8,188,556	-	-	-	8,188,556
1446	L. Isdhoo Council	5,738,280	-	-	-	5,738,280
1447	L. Dhanbidhoo Council	4,163,527	-	-	-	4,163,527
1448	L. Maabaidhoo Council	4,256,408	-	-	-	4,256,408
1449	L. Mundoo Council	2,531,869	-	-	-	2,531,869
1450	L. Gamu Council	15,188,292	-	-	-	15,188,292
1451	L. Maavashu Council	6,819,222	-	-	-	6,819,222
1452	L. Fonadhoo Council	10,234,480	-	-	-	10,234,480
1454	L. Maamendhoo Council	4,625,702	-	-	-	4,625,702
1455	L. Hithadhoo Council	5,495,955	-	-	-	5,495,955
1456	L. Kunahandhoo Council	4,385,252	-	-	-	4,385,252
1508	L. Kalaidhoo Council	5,019,288	-	-	-	5,019,288
1457	GA. Atoll Council	7,127,262	-	-	-	7,127,262
1458	GA. Kolamaafushee Council	4,997,646	-	-	-	4,997,646
1459	GA. Vilingilee Council	10,423,512	-	-	-	10,423,512
1460	GA. Maamendhoo Council	5,451,377	-	-	-	5,451,377
1461	GA. Nilandhoo Council	3,905,968	-	-	-	3,905,968
1462	GA. Dhaandhoo Council	5,373,025	-	-	-	5,373,025
1463	GA. Dhevadhoo Council	3,667,395	-	-	-	3,667,395
1464	GA. Kondey Council	3,495,183	-	-	-	3,495,183
1465	GA. Gemanafushee Council	6,208,821	-	-	-	6,208,821
1466	GA. Kanduhulhuhdoo Council	4,018,617	-	-	-	4,018,617
1278	GDh. Atoll Council	8,265,786	-	-	-	8,265,786
1467	GDh. Madavelee Council	5,852,599	-	-	-	5,852,599
1468	GDh. Hoadedhdhoo Council	5,132,591	-	-	-	5,132,591
1469	GDh. Nadalla Council	4,703,741	-	-	-	4,703,741
1470	GDh. Gadhdhoo Council	7,239,841	-	-	-	7,239,841
1471	GDh. Rathafandhoo Council	4,000,949	-	-	-	4,000,949
1472	GDh. Vaadhoo Council	5,506,903	-	-	-	5,506,903
1473	GDh. Fiyoaree Council	4,838,786	-	-	-	4,838,786
1474	GDh. Faresmaathodaa Council	5,768,372	-	-	-	5,768,372
1475	GDh. Thinadhoo Council	18,298,851	-	-	-	18,298,851

5.5 GRANT EXPENDITURE BY OFFICE 2019-2023

(IN MVR)

		2019	2020	2021	2022	2023
		Actuals	Revised	Approved		
Total		271,192,318	582,979,115	694,105,804	723,198,765	630,469,314
S02	People's Majlis	16,144,378	1,522,304	4,232,941	8,465,882	8,465,882
1242	People's Majlis	16,144,378	1,522,304	4,232,941	8,465,882	8,465,882
S04	Department of Judicial Administration	1,200,767	-	-	-	-
1264	Department of Judicial Administration	1,200,767	-	-	-	-
S07	Human Rights Commission	1,033	-	-	-	-
1246	Human Rights Commission	1,033	-	-	-	-
S08	Anti-Corruption Commission	122,920	-	-	-	-
1245	Anti-Corruption Commission	122,920	-	-	-	-
S11	Maldives Inland revenue Authority	11,857	-	-	-	-
1009	Maldives Inland revenue Authority	11,857	-	-	-	-
S13	Maldives Media Council	154,143	-	-	-	-
1270	Maldives Media Council	154,143	-	-	-	-
S16	Local Government Authority	1,134,636	6,817,479	4,075,912	260,995	-
1276	Local Government Authority	1,134,636	6,817,479	4,075,912	260,995	-
S44	Family Protection Authority	5,043	-	-	-	-
1505	Family Protection Authority	5,043	-	-	-	-
S20	Ministry of Finance	31,217,001	89,749,387	10,665,527	14,584,024	972,268
1272	Ministry of Finance	31,217,001	89,749,387	10,665,527	14,584,024	972,268
S21	Ministry of Defense	77,742	-	-	-	-
1012	Ministry of Defence	20,225	-	-	-	-
1522	National Counterterrorism Centre	57,517	-	-	-	-
S45	Maldives National Defense Force	3,274,200	24,814,376	42,444,962	17,512,273	7,554,314
1013	Maldives National Defense Force	3,274,200	24,814,376	42,444,962	17,512,273	7,554,314
S53	National Disaster Management Authority	1,909,921	350,198	-	-	-
1014	National Disaster Management Authority	1,909,921	350,198	-	-	-
S39	Maldives Police Services	6,110,848	8,200,000	200,000	200,000	200,000
1027	Maldives Police Service	6,110,848	8,200,000	200,000	200,000	200,000
S46	Maldives Correctional Services	750,000	359,367	6,890,633	-	-
1025	Maldives Correctional Service	750,000	359,367	6,890,633	-	-
S40	Maldives Customs Services	9,975	-	-	-	-
1008	Maldives Customs Service	9,975	-	-	-	-
S23	Ministry of Education	9,453,514	17,966,050	3,757,364	3,275,000	3,300,000
1058	Ministry of Education	2,845,637	3,221,201	550,000	575,000	600,000
1500	National Institute of Education	4,042,523	2,473,016	2,600,000	2,600,000	2,600,000
1533	Department of Inclusive Education	702,388	-	-	-	-

		2019 Actuals	2020 Revised	2021	2022 Approved	2023
1518	Quality Assurance Department	340,872	270,777	100,000	100,000	100,000
1062	MOE / Atoll School Construction	1,522,094	12,001,056	507,364	-	-
S48	Ministry of Higher Education	1,586,773	26,079,029	13,027,831	26,055,662	39,083,493
1129	Ministry of Higher Education	1,586,773	26,079,029	13,027,831	26,055,662	39,083,493
S24	Maldives Islamic University	95,096	-	-	-	-
1141	Maldives Islamic University	95,096	-	-	-	-
S25	Maldives National University	1,168,516	4,986,291	1,000,000	-	-
1130	Maldives National University	1,168,516	4,986,291	1,000,000	-	-
S26	Ministry of Foreign Affairs	4,505,765	3,000,000	-	-	-
1147	Ministry of Foreign Affairs	4,505,765	3,000,000	-	-	-
S27	Ministry of Health	10,305,470	26,125,160	13,687,089	2,412,515	2,070,000
1163	Ministry of Health	2,593,216	25,455,160	11,887,089	572,515	180,000
1164	Health Protection Agency	7,712,254	670,000	1,800,000	1,840,000	1,890,000
S42	Male' Group of Hospitals	461,180	1,497	-	-	-
1166	Indira Gandhi Memorial Hospital	461,180	1,497	-	-	-
S41	National Social Protection Agency	1,598	-	-	-	-
1250	National Social Protection Agency	1,598	-	-	-	-
S28	Ministry of Economic Development	2,084,916	2,522,938	34,464,666	10,100,000	5,100,000
1202	Ministry of Economic Development	2,084,916	2,522,938	34,464,666	10,100,000	5,100,000
S50	Ministry of Transport & Civil Aviation	87,819	-	30,000	30,000	30,000
1232	Transport Authority	87,819	-	30,000	30,000	30,000
S30	Ministry of Youth, Sports and Community Empowerment	1,321,141	22,413,951	-	-	-
1215	Ministry of Youth, Sports & Community Empowerment	1,321,141	22,413,951	-	-	-
S52	Ministry of Arts, Culture and Heritage	40,947	-	-	-	-
1271	Department of Heritage	24,310	-	-	-	-
1210	National Library	16,637	-	-	-	-
S31	Ministry of National Planning, Housing and Infrastructure	11,227,957	69,956,503	238,500,384	368,893,084	347,862,228
1224	Ministry of National Planning, Housing and Infrastructure	10,006,060	69,505,517	238,315,384	368,604,084	347,519,228
1011	National Bureau of Statistics	1,221,897	450,986	185,000	289,000	343,000
S32	Ministry of Fisheries, Marine Resources and Agriculture	51,747,899	85,982,335	50,227,664	19,693,138	6,395,849
1233	Ministry of Fisheries, Marine Resources and Agriculture	51,747,899	85,982,335	50,227,664	19,693,138	6,395,849
S33	Ministry of Islamic Affairs	14,553,201	20,438,813	18,827,522	13,356,519	12,984,194
1240	Ministry of Islamic Affairs	2,939,402	13,151,179	5,843,328	372,325	-
1241	Center for the Holy Quran	11,613,799	7,287,634	12,984,194	12,984,194	12,984,194
S34	Ministry of Environment	99,424,583	133,319,526	209,692,397	226,824,673	181,071,086
1229	Ministry of Environment	98,985,656	133,094,521	209,214,113	226,646,389	180,892,802
1228	Maldives Meteorological Service	100,115	-	-	-	-
1230	Maldives energy Authority	178,284	178,284	178,284	178,284	178,284
1231	Environmental Protection Agency	160,528	46,721	300,000	-	-

		2019	2020	2021	2022	2023
		Actuals	Revised	Approved		
S36	Ministry Of Gender, Family and Social Services	1,001,479	3,682,999	7,690,000	11,535,000	15,380,000
1510	Ministry Of Gender, Family and Social Services	1,001,479	3,682,999	7,690,000	11,535,000	15,380,000
S43	Councils	-	34,690,912	34,690,912	-	-
1277	Addu City Council	-	30,690,912	30,690,912	-	-
1285	HA. Hoarafushee Council	-	4,000,000	4,000,000	-	-

5.6 TRUST FUND EXPENDITURE BY OFFICE 2019- 2023

(IN MVR)

	2019 Actuals	2020 Revised	2021 Approved	2022 Approved	2023
Total	522,936,134	2,422,477,152	726,828,034	1,131,632,528	715,579,161
1256 Civil Service Commission	72,779	-	-	-	-
Civil Service Commission Trust Fund	72,779	-	-	-	-
1243 Auditor General's Office	7,500	-	-	-	-
Auditor General's Office Trust Fund	7,500	-	-	-	-
1265 MOF / Special Budget	24,594,002	1,654,000,000	-	-	-
Civil Aviation Trust Fund	24,594,002	-	-	-	-
Coovid Response Fund	-	1,654,000,000	-	-	-
1014 National Disaster Management Authority	-	84,056,396	-	-	-
Disaster Management Fund	-	84,056,396	-	-	-
1008 Maldives Customs Service	-	188,760	-	-	-
Custom Training Fund	-	188,760	-	-	-
1058 Ministry of Education	15,655,967	10,415,826	9,340,926	9,476,126	9,510,326
Education Fund	15,655,967	10,415,826	9,340,926	9,476,126	9,510,326
1065 Majeediyya School	273,722	440,352	350,000	350,000	350,000
School Trust Fund	273,722	440,352	350,000	350,000	350,000
1066 Dharumavantha school	284,976	-	-	-	-
School Trust Fund	284,976	-	-	-	-
1067 Aminiyya School	520,030	200,000	200,000	250,000	300,000
School Trust Fund	520,030	200,000	200,000	250,000	300,000
1261 Hiriya School	265,937	168,818	100,000	100,000	100,000
School Trust Fund	265,937	168,818	100,000	100,000	100,000
1068 Iskandaru School	562,918	147,526	150,000	155,000	160,000
School Trust Fund	562,918	147,526	150,000	155,000	160,000
1070 Al- Madrasathul Arabiyyathul Islamiyya	162,405	85,400	-	-	-
School Trust Fund	162,405	85,400	-	-	-
1071 Jamaaludeen School	121,643	-	-	-	-
School Trust Fund	121,643	-	-	-	-
1072 Thaajudeen School	292,613	300,000	300,000	300,000	300,000
School Trust Fund	292,613	300,000	300,000	300,000	300,000
1073 Kalaafaanu School	1,391,947	203,524	200,000	300,000	300,000
School Trust Fund	1,391,947	203,524	200,000	300,000	300,000
1075 Muhiyudeen School	209,451	45,000	50,000	50,000	50,000
School Trust Fund	209,451	45,000	50,000	50,000	50,000

	2019 Actuals	2020 Revised	2021	2022 Approved	2023
1076 Imaadudeen School	574,889	500,000	200,000	200,000	200,000
School Trust Fund	574,889	500,000	200,000	200,000	200,000
1077 Ghaazee school	632,120	50,000	100,000	100,000	100,000
School Trust Fund	632,120	50,000	100,000	100,000	100,000
1514 Rehendhi School	577,017	145,223	110,000	137,000	165,000
School Trust Fund	577,017	145,223	110,000	137,000	165,000
1526 Huravee School	-	39,280	-	-	-
School Trust Fund	-	39,280	-	-	-
1129 Ministry of Higher Education	612,417	-	-	-	-
Ministry of Higher Education Trust Fund	612,417	-	-	-	-
1263 Maldives Polytechnic	316,962	266,441	-	-	-
MIVET Trust Fund	316,962	266,441	-	-	-
1141 Maldives Islamic University	3,369,947	568,040	3,500,000	3,500,000	3,500,000
IUM Trust Fund	3,369,947	568,040	3,500,000	3,500,000	3,500,000
1163 Ministry of Health	2,937,180	-	1,000,000	1,000,000	1,000,000
Health Services Fund	2,937,180	-	1,000,000	1,000,000	1,000,000
1250 National Social Protection Agency	9,296,723	150,000,000	-	-	-
Social Safety Assistance Fund	9,296,723	-	-	-	-
Covid Response Fund	-	150,000,000	-	-	-
1202 Ministry of Economic Development	-	30,000,000	-	-	-
SME Financial Support Trust Fund	-	30,000,000	-	-	-
1204 Ministry of Tourism	5,920,499	1,710,628	1,000,000	1,000,000	1,000,000
Tourism Promotion Trust Fund	5,920,499	1,710,628	1,000,000	1,000,000	1,000,000
1271 Department of Heritage	-	-	200,000	200,000	200,000
Heritage Trust Fund	-	-	200,000	200,000	200,000
1269 Dhivehi Bahuge Academy	241,837	-	400,000	400,000	400,000
Dhivehi Bahuge Academy Trust Fund	-	-	400,000	400,000	400,000
MIVET Trust Fund	241,837	-	-	-	-
1211 National Centre for the Arts	1,475,973	74,912	400,000	400,000	400,000
Arts Development Fund	1,475,973	74,912	400,000	400,000	400,000
1224 Ministry of National Planning, Housing and Infrastructure	316,867,922	302,086,307	486,512,232	886,659,330	538,444,638
Maldives Green Fund	316,867,922	302,086,307	486,512,232	886,659,330	538,444,638
1239 Communications Authority of Maldives	44,429	50,000	50,000	50,000	50,000
ICT Trust Fund	44,429	50,000	50,000	50,000	50,000
1233 Ministry of Fisheries, Marine Resources and Agriculture	784,063	50,410	300,000	300,000	300,000
Agriculture Trust Fund	784,063	50,410	150,000	150,000	150,000
Fisheries Trust Fund	-	-	150,000	150,000	150,000

	2019 Actuals	2020 Revised	2021	2022 Approved	2023
1240 Ministry of Islamic Affairs	67,255,991	59,442,146	72,341,419	70,122,509	70,000,000
Dheeneekanthah Kurieruvumah Trust Fund	3,226,378	1,972,080	4,000,000	4,000,000	4,000,000
Miskithaabehey Vaqf Fund	3,564,037	3,475,435	10,000,000	10,000,000	10,000,000
Zakat Fund	60,465,576	53,994,631	58,341,419	56,122,509	56,000,000
1229 Ministry of Environment	61,750,385	124,284,838	147,061,089	153,615,195	85,776,829
B.Atoll Conservation Fund	1,451,406	614,828	4,850,000	5,000,000	1,400,000
Maldives Green Fund	60,191,175	123,435,920	141,511,089	147,615,195	83,676,829
Conservation Fund	107,804	234,090	700,000	1,000,000	700,000
1510 Ministry Of Gender, Family and Social Services	3,607,301	2,837,368	2,842,368	2,847,368	2,852,368
Kudakudhina Khaasa Eheege Trust Fund	3,607,301	2,837,368	2,842,368	2,847,368	2,852,368
1192 National Drug Agency	57,378	119,957	120,000	120,000	120,000
Drug Control Trust Fund	57,378	119,957	120,000	120,000	120,000
1301 HDh. Nellaidhoo Council	152,398	-	-	-	-
Local Council Trust Fund	152,398	-	-	-	-
1305 HDh. Kumundhoo Council	137,500	-	-	-	-
Local Council Trust Fund	137,500	-	-	-	-
1324 N. Atoll Council	1,300,000	-	-	-	-
Local Council Trust Fund	1,300,000	-	-	-	-
1359 B. Dhonfanu Council	237,813	-	-	-	-
Local Council Trust Fund	237,813	-	-	-	-
1376 K. Thulusdhoo Council	19,500	-	-	-	-
Local Council Trust Fund	19,500	-	-	-	-
1469 GDh. Nadalla Council	350,000	-	-	-	-
Local Council Trust Fund	350,000	-	-	-	-

5.7 TOTAL BUDGET BY AGA 2021

(IN MVR)

		Office	Trust Fund	Grants	Loan	Total
		Expenditure				Budget
Total		29,458,880,965	726,828,034	694,105,804	4,042,901,796	34,922,716,599
S01 Presidents Office		171,186,052	-	-	-	171,186,052
1001	Presidents Office	138172820	-	-	-	138,172,820
1003	Official Residence of the President	24889354	-	-	-	24,889,354
1005	Official Residence of the Vice President	8123878	-	-	-	8,123,878
S02 People's Majlis		177,866,620	-	4,232,941	-	182,099,561
1242	People's Majlis	177,866,620	-	4,232,941	-	182,099,561
S04 Department of Judicial Administration		502,415,839	-	-	-	502,415,839
1264	Department of Judicial Administration	89,163,749	-	-	-	89,163,749
1248	Supreme Court of the Maldives	30,200,005	-	-	-	30,200,005
1249	High Court	29,999,986	-	-	-	29,999,986
1251	Majistrate Courts	237,220,274	-	-	-	237,220,274
1252	Civil Court	37,297,486	-	-	-	37,297,486
1253	Criminal Court	29,987,028	-	-	-	29,987,028
1254	Family Court	26,247,314	-	-	-	26,247,314
1255	Juvenile Court	9,999,996	-	-	-	9,999,996
1486	Drug Court	12,300,001	-	-	-	12,300,001
S03 Judicial Service Commission		18,124,830	-	-	-	18,124,830
1247	Judicial Service Commission	18,124,830	-	-	-	18,124,830
S05 Elections Commission		76,116,934	-	-	-	76,116,934
1244	Elections Commission	76,116,934	-	-	-	76,116,934
S06 Civil Service Commission		26,161,617	-	-	-	26,161,617
1256	Civil Service Commission	26,161,617	-	-	-	26,161,617
S07 Human Rights Commission		26,927,889	-	-	-	26,927,889
1246	Human Rights Commission	26,927,889	-	-	-	26,927,889
S08 Anti-Corruption Commission		38,717,101	-	-	-	38,717,101
1245	Anti-Corruption Commission	38,717,101	-	-	-	38,717,101
S09 Auditor Generals Office		81,795,000	-	-	-	81,795,000
1243	Auditor General's Office	81,795,000	-	-	-	81,795,000
S10 Prosecutor Generals Office		61,301,754	-	-	-	61,301,754
1257	Prosecutor General's Office	61,301,754	-	-	-	61,301,754
S11 Maldives Inland revenue Authority		99,761,141	-	-	-	99,761,141
1009	Maldives Inland revenue Authority	99,761,141	-	-	-	99,761,141
S12 Employment Tribunal		10,575,000	-	-	-	10,575,000
1222	Employment Tribunal	10,575,000	-	-	-	10,575,000
S13 Maldives Media Council		5,000,000	-	-	-	5,000,000
1270	Maldives Media Council	5,000,000	-	-	-	5,000,000

		Office	Trust Fund	Grants	Loan	Total
		Expenditure				Budget
S14 Maldives Broadcasting Commission		11,200,000	-	-	-	11,200,000
1478	Maldives Broadcasting Commission	11,200,000	-	-	-	11,200,000
S15 Tax Appeal Tribunal		10,805,920	-	-	-	10,805,920
1275	Tax Appeal Tribunal	10,805,920	-	-	-	10,805,920
S16 Local Government Authority		74,534,645	-	4,075,912	-	78,610,557
1276	Local Government Authority	74,534,645	-	4,075,912	-	78,610,557
S17 Information Commissioners Office		4,500,000	-	-	-	4,500,000
1512	Information Commissioner's Office	4,500,000	-	-	-	4,500,000
S18 National Integrity Commission		9,406,984	-	-	-	9,406,984
1515	National Integrity Commission	9,406,984	-	-	-	9,406,984
S44 Family Protection Authority		9,383,760	-	-	-	9,383,760
1505	Family Protection Authority	9,383,760	-	-	-	9,383,760
S35 Attorney Generals Office		58,772,006	-	-	-	58,772,006
1144	Attorney General's Office	58,772,006	-	-	-	58,772,006
S56 Maldives International Arbitration Centre		6,000,000	-	-	-	6,000,000
1535	Maldives International Arbitration Centre	6,000,000	-	-	-	6,000,000
S57 Children's Ombudsperson's Office		5,000,000	-	-	-	5,000,000
1540	Children's Ombudsperson's Office	5,000,000	-	-	-	5,000,000
S20 Ministry of Finance		60,582,201	-	10,665,527	1,189,987,318	1,261,235,046
1272	Ministry of Finance	60,582,201	-	10,665,527	1,189,987,318	1,261,235,046
S37 Special Budget		8,180,270,661	-	-	-	8,180,270,661
1265	MOF / Special Budget	8,180,270,661	-	-	-	8,180,270,661
S38 Pension Budget		1,340,000,000	-	-	-	1,340,000,000
1007	MOFT / Pension Budget	1,340,000,000	-	-	-	1,340,000,000
S21 Ministry of Defense		24,773,750	-	-	-	24,773,750
1012	Ministry of Defence	23,675,274	-	-	-	23,675,274
1522	National Counterterrorism Centre	1,098,476	-	-	-	1,098,476
S55 Aviation Security Command		139,617,118	-	-	-	139,617,118
1498	Aviation Security Command	139,617,118	-	-	-	139,617,118
S45 Maldives National Defense Force		1,265,099,811	-	42,444,962	-	1,307,544,773
1013	Maldives National Defense Force	1,265,099,811	-	42,444,962	-	1,307,544,773
S53 National Disaster Management Authority		13,438,000	-	-	-	13,438,000
1014	National Disaster Management Authority	13,438,000	-	-	-	13,438,000
S47 Maldives Immigration		153,627,661	-	-	-	153,627,661
1029	Maldives Immigration	153,627,661	-	-	-	153,627,661
S22 Ministry of Home Affairs		101,611,643	-	-	-	101,611,643
1016	Ministry of Home Affairs	92,982,807	-	-	-	92,982,807
1057	Department of Juvenile Justice	8,628,836	-	-	-	8,628,836
S39 Maldives Police Services		1,477,803,636	-	200,000	37,500,000	1,515,503,636
1027	Maldives Police Service	1,477,803,636	-	200,000	37,500,000	1,515,503,636

		Office	Trust Fund	Grants	Loan	Total
		Expenditure				Budget
S46 Maldives Correctional Services		328,127,368	-	6,890,633	-	335,018,001
1025	Maldives Correctional Service	328,127,368	-	6,890,633	-	335,018,001
S40 Maldives Customs Services		229,800,515	-	-	-	229,800,515
1008	Maldives Customs Service	229,800,515	-	-	-	229,800,515
S23 Ministry of Education		3,035,082,056	11,100,926	3,757,364	-	3,049,940,346
1058	Ministry of Education	419,035,059	9,340,926	550,000	-	428,925,985
1060	Department of Public Examination	61,182,653	-	-	-	61,182,653
1500	National Institute of Education	24,842,691	-	2,600,000	-	27,442,691
1533	Department of Inclusive Education	7,423,644	-	-	-	7,423,644
1518	Quality Assurance Department	5,295,376	-	100,000	-	5,395,376
1062	MOE / Atoll School Construction	272,870,385	-	507,364	-	273,377,749
1063	MOE / Male' School Construction	67,284,199	-	-	-	67,284,199
1065	Majeediyya School	30,655,702	350,000	-	-	31,005,702
1066	Dharumavantha school	19,461,636	-	-	-	19,461,636
1067	Aminiyya School	40,041,383	200,000	-	-	40,241,383
1261	Hiriya School	27,666,738	100,000	-	-	27,766,738
1068	Iskandaru School	35,751,429	150,000	-	-	35,901,429
1069	Centre For Higher Secondary Education	25,409,092	-	-	-	25,409,092
1070	Al- Madrasathul Arabiyyathul Islamiyya	25,523,155	-	-	-	25,523,155
1071	Jamaaludeen School	35,089,267	-	-	-	35,089,267
1072	Thaajudeen School	30,330,142	300,000	-	-	30,630,142
1073	Kalaafaanu School	30,214,033	200,000	-	-	30,414,033
1075	Muhiyudeen School	22,467,260	50,000	-	-	22,517,260
1076	Imaadudeen School	35,038,878	200,000	-	-	35,238,878
1077	Ghaazee school	32,334,975	100,000	-	-	32,434,975
1514	Rehendhi School	34,748,720	110,000	-	-	34,858,720
1526	Huravee School	25,010,082	-	-	-	25,010,082
1537	Izzudeen School	8,739,172	-	-	-	8,739,172
1079	Ha.Atoll Education Centre	17,802,656	-	-	-	17,802,656
1080	Hdh.Atoll Education Centre	20,316,726	-	-	-	20,316,726
1081	Sh.Atoll Education Centre	10,067,913	-	-	-	10,067,913
1082	N.Atoll Education Centre	10,390,013	-	-	-	10,390,013
1083	R.Atoll Education Centre	15,026,039	-	-	-	15,026,039
1084	B.Atoll Education Centre	21,726,555	-	-	-	21,726,555
1085	LH.Atoll Education Centre	13,270,198	-	-	-	13,270,198
1086	Adh.Atoll Education Centre	13,247,546	-	-	-	13,247,546
1087	F.Atoll Education Centre	15,633,340	-	-	-	15,633,340
1088	Dh.Atoll Education Centre	18,593,864	-	-	-	18,593,864
1089	TH.Atoll Education Centre	8,849,488	-	-	-	8,849,488
1090	L.Atoll Education Centre	16,391,478	-	-	-	16,391,478

		Office	Trust Fund	Grants	Loan	Total
		Expenditure				Budget
1091	GA.Atoll Education Centre	16,030,148	-	-	-	16,030,148
1092	Gdh.Atoll Education Centre	13,571,299	-	-	-	13,571,299
1093	Gn.Atoll Education Centre	14,892,634	-	-	-	14,892,634
1095	Ha.Atholhu Madharusaa	13,087,976	-	-	-	13,087,976
1096	Ihavandhoo School	19,704,950	-	-	-	19,704,950
1097	Madhurasathul Seikh Ibrahim	9,247,371	-	-	-	9,247,371
1098	Afeefudheen School	18,509,742	-	-	-	18,509,742
1099	Nolhivaram School	15,571,275	-	-	-	15,571,275
1100	Jalaaludeen School	18,085,370	-	-	-	18,085,370
1101	Sh.Atoll School	10,356,067	-	-	-	10,356,067
1102	Funadhoo School	15,222,060	-	-	-	15,222,060
1103	Milandhoo School	17,632,617	-	-	-	17,632,617
1104	Kendhikulhudhoo School	12,697,693	-	-	-	12,697,693
1105	Meyna School	14,412,840	-	-	-	14,412,840
1106	Ungoofaaru School	15,541,040	-	-	-	15,541,040
1107	Alifushee School	12,787,089	-	-	-	12,787,089
1108	Maduvaree School	13,319,570	-	-	-	13,319,570
1109	Hulhudhufaar School	11,638,327	-	-	-	11,638,327
1110	Thulhaadhoo School	11,963,057	-	-	-	11,963,057
1111	Lh.Atoll School	9,816,153	-	-	-	9,816,153
1112	Madhurasathul Ifthithaah	19,918,046	-	-	-	19,918,046
1113	K.Atoll School	12,173,311	-	-	-	12,173,311
1114	Adh.Atoll School	12,569,321	-	-	-	12,569,321
1115	Qatharu Ameer School	15,503,476	-	-	-	15,503,476
1116	L.Maavashu School	11,023,579	-	-	-	11,023,579
1117	Aboobakuru School	10,909,801	-	-	-	10,909,801
1118	Hafiz Ahmed School	16,793,515	-	-	-	16,793,515
1119	Madharusathul Sheikh Mohamed Jamaaluddin / Gn.Fuvahmulah	27,242,831	-	-	-	27,242,831
1120	Hithadhoo School	22,945,032	-	-	-	22,945,032
1121	Sharafuddeen School	29,711,185	-	-	-	29,711,185
1122	Feydhoo School	19,293,067	-	-	-	19,293,067
1123	Addu High School	18,056,202	-	-	-	18,056,202
1541	S. Atoll School	16,804,081	-	-	-	16,804,081
1504	Thinadhoo School	8,712,241	-	-	-	8,712,241
1501	Northern Education Unit	199,756,513	-	-	-	199,756,513
1521	North Central Education Unit	216,469,227	-	-	-	216,469,227
1502	Central Education Unit	190,924,076	-	-	-	190,924,076
1520	South Central Education Unit	250,394,618	-	-	-	250,394,618
1503	Southern Education Unit	154,063,169	-	-	-	154,063,169
S48 Ministry of Higher Education		628,277,202	-	13,027,831	51,279,250	692,584,283

		Office	Trust Fund	Grants	Loan	Total
		Expenditure				Budget
1129	Ministry of Higher Education	601,351,428	-	13,027,831	51,279,250	665,658,509
1142	Maldives Qualification Authority	5,059,606	-	-	-	5,059,606
1482	Technical and Vocational Education Training Authority	4,839,963	-	-	-	4,839,963
1263	Maldives Polytechnic	17,026,205	-	-	-	17,026,205
S24 Maldives Islamic University		40,705,991	3,500,000	-	-	44,205,991
1141	Maldives Islamic University	40,705,991	3,500,000	-	-	44,205,991
S25 Maldives National University		180,692,212	-	1,000,000	-	181,692,212
1130	Maldives National University	47,353,724	-	1,000,000	-	48,353,724
1131	Faculty of Education	17,391,614	-	-	-	17,391,614
1132	Faculty of Health Sciences	11,075,621	-	-	-	11,075,621
1133	Faculty of Management & Computing	9,267,293	-	-	-	9,267,293
1134	Faculty of Engineering Technology	10,607,465	-	-	-	10,607,465
1135	Faculty of Hospitality and Tourism Studies	11,432,268	-	-	-	11,432,268
1136	Centre for Maritime Studies	3,444,381	-	-	-	3,444,381
1137	Centre for Open Learning	2,833,609	-	-	-	2,833,609
1139	Atoll Campuses	13,522,489	-	-	-	13,522,489
1140	Faculty of Arts	6,408,078	-	-	-	6,408,078
1484	Faculty of Islamic Studies	13,811,050	-	-	-	13,811,050
1266	National law Library	5,788,237	-	-	-	5,788,237
1523	School of Nursing	10,105,284	-	-	-	10,105,284
1524	Centre for Foundation Studies	4,771,498	-	-	-	4,771,498
1527	School of Medicine	12,879,601	-	-	-	12,879,601
S26 Ministry of Foreign Affairs		346,756,718	-	-	-	346,756,718
1147	Ministry of Foreign Affairs	81,868,458	-	-	-	81,868,458
1148	Embassy of the Republic of Maldives in Dhaka, Bangladesh	8,173,236	-	-	-	8,173,236
1149	Embassy of the Republic of Maldives in Colombo, Sri Lanka	29,653,575	-	-	-	29,653,575
1150	Permanent Mission of Maldives to the United Nations	17,080,594	-	-	-	17,080,594
1151	Embassy of the Republic of Maldives in London, United Kingdom	12,337,038	-	-	-	12,337,038
1152	Embassy of the Republic of Maldives in New Delhi, India	13,834,590	-	-	-	13,834,590
1153	Consulate of the Republic of Maldives in Thiruvananthapuram, India	9,935,928	-	-	-	9,935,928
1154	Embassy of the Republic of Maldives in Kuala Lumpur, Malaysia	32,811,687	-	-	-	32,811,687
1155	Embassy of the Republic of Maldives in Japan	17,187,346	-	-	-	17,187,346
1157	Embassy of the Republic of Maldives in Beijing, China	12,007,827	-	-	-	12,007,827
1158	Embassy of the Republic of Maldives in Riyadh, Saudi Arabia	12,134,230	-	-	-	12,134,230
1159	Permanent Mission of Maldives to the United Nations, Geneva, Switzerland	14,615,688	-	-	-	14,615,688
1160	Embassy of the Republic of Maldives in Islamabad, Pakistan	9,295,880	-	-	-	9,295,880
1161	Maldives Mission to the European Union, Brussels, Belgium	10,510,138	-	-	-	10,510,138
1162	Embassy of Republic of Maldives in Singapore	10,176,353	-	-	-	10,176,353
1274	Embassy of the Republic of Maldives in Abu Dhabi, United Arab Emirates	14,225,199	-	-	-	14,225,199
1519	Embassy of the Republic of Maldives in Berlin, Germany	14,194,173	-	-	-	14,194,173

		Office	Trust Fund	Grants	Loan	Total
		Expenditure				Budget
1525	Embassy of the Republic of Maldives in Thailand	24,136,331	-	-	-	24,136,331
1536	Consulate of the Republic of Maldives in Jeddah, KSA	2,578,447	-	-	-	2,578,447
S27 Ministry of Health		2,158,204,105	1,000,000	13,687,089	98,725,781	2,271,616,975
1163	Ministry of Health	880,064,499	1,000,000	11,887,089	98,725,781	991,677,369
1164	Health Protection Agency	33,509,590	-	1,800,000	-	35,309,590
1191	Maldives Food & Drug Authority	27,675,029	-	-	-	27,675,029
1507	Maldives Blood Service	24,922,714	-	-	-	24,922,714
1168	R. Regional Hospital	122,909,260	-	-	-	122,909,260
1170	M. Regional Hospital	48,641,456	-	-	-	48,641,456
1172	L. Regional Hospital	104,283,617	-	-	-	104,283,617
1171	GDH. Regional Hospital	113,844,062	-	-	-	113,844,062
1173	HA. Atoll Hospital	84,879,000	-	-	-	84,879,000
1174	SH. Atoll Hospital	83,247,767	-	-	-	83,247,767
1175	N. Atoll Hospital	66,682,479	-	-	-	66,682,479
1176	B. Atoll Hospital	65,164,959	-	-	-	65,164,959
1177	LH. Atoll Hospital	52,555,361	-	-	-	52,555,361
1497	K. Atoll Health Services	53,513,050	-	-	-	53,513,050
1178	AA. Atoll Hospital	43,643,483	-	-	-	43,643,483
1179	ADH. Atoll Hospital	54,890,074	-	-	-	54,890,074
1180	V. Atoll Hospital	20,454,353	-	-	-	20,454,353
1181	F. Atoll Hospital	42,017,328	-	-	-	42,017,328
1182	DH. Atoll Hospital	45,776,488	-	-	-	45,776,488
1183	TH. Atoll Hospital	78,314,184	-	-	-	78,314,184
1184	GA. Atoll Hospital	68,854,593	-	-	-	68,854,593
1185	Gn. Atoll Hospital	35,035,343	-	-	-	35,035,343
1186	Dhamanaveshi	7,325,416	-	-	-	7,325,416
S58 Kulhudhuffushi Regional Hospital		184,595,783	-	-	-	184,595,783
1167	Kulhudhuffushi Regional Hospital	184,595,783	-	-	-	184,595,783
S59 Addu Equitorial Hospital		192,473,027	-	-	-	192,473,027
1169	Addu Equitorial Hospital	192,473,027	-	-	-	192,473,027
S42 Male' Group of Hospitals		1,271,772,827	-	-	-	1,271,772,827
1166	Indira Gandhi Memorial Hospital	957,284,495	-	-	-	957,284,495
1187	Villingili Hospital	29,238,347	-	-	-	29,238,347
1188	Hulhumale Hospital	285,249,985	-	-	-	285,249,985
S41 National Social Protection Agency		1,199,688,894	-	-	-	1,199,688,894
1250	National Social Protection Agency	1,199,688,894	-	-	-	1,199,688,894
S28 Ministry of Economic Development		356,498,856	-	34,464,666	34,364,666	425,328,188
1202	Ministry of Economic Development	343,795,950	-	34,464,666	34,364,666	412,625,282
1517	Special Economic Zones Maldives	1,249,770	-	-	-	1,249,770
1511	Labour Relations Authority	11,453,136	-	-	-	11,453,136

		Office	Trust Fund	Grants	Loan	Total
		Expenditure				Budget
S50 Ministry of Transport & Civil Aviation		60,284,989	-	30,000	-	60,314,989
1530	Ministry of Transport & Civil Aviation	44,422,853	-	-	-	44,422,853
1232	Transport Authority	15,862,136	-	30,000	-	15,892,136
S29 Ministry of Tourism		26,474,807	1,000,000	-	-	27,474,807
1204	Ministry of Tourism	26,474,807	1,000,000	-	-	27,474,807
S30 Ministry of Youth, Sports and Community Empowerment		380,270,270	-	-	74,634,000	454,904,270
1215	Ministry of Youth, Sports & Community Empowerment	380,270,270	-	-	74,634,000	454,904,270
S52 Ministry of Arts, Culture and Heritage		58,207,638	1,000,000	-	-	59,207,638
1532	Ministry of Arts, Culture and Heritage	17,406,054	-	-	-	17,406,054
1271	Department of Heritage	15,341,995	200,000	-	-	15,541,995
1269	Dhivehi Bahuge Academy	6,938,246	400,000	-	-	7,338,246
1210	National Library	6,227,491	-	-	-	6,227,491
1211	National Centre for the Arts	5,982,032	400,000	-	-	6,382,032
1213	National Bureau of Classification	2,009,834	-	-	-	2,009,834
1506	National Archives	4,301,986	-	-	-	4,301,986
S31 Ministry of National Planning, Housing and Infrastructure		2,404,481,140	486,512,232	238,500,384	2,199,100,907	5,328,594,663
1224	Ministry of National Planning, Housing and Infrastructure	2,358,131,077	486,512,232	238,315,384	2,199,100,907	5,282,059,600
1483	Maldives Land and Survey Authority	11,476,677	-	-	-	11,476,677
1011	National Bureau of Statistics	19,126,119	-	185,000	-	19,311,119
1026	Department of National Registrations	15,747,267	-	-	-	15,747,267
S51 Ministry of Communication, Science and Technology		94,401,384	50,000	-	-	94,451,384
1531	Ministry of Communication, Science and Technology	14,895,740	-	-	-	14,895,740
1238	National Centre For Information Technology	71,093,982	-	-	-	71,093,982
1239	Communications Authority of Maldives	8,411,662	50,000	-	-	8,461,662
S32 Ministry of Fisheries, Marine Resources and Agriculture		99,919,061	300,000	50,227,664	81,516,685	231,963,410
1233	Ministry of Fisheries, Marine Resources and Agriculture	99,919,061	300,000	50,227,664	81,516,685	231,963,410
S33 Ministry of Islamic Affairs		186,820,397	72,341,419	18,827,522	-	277,989,338
1240	Ministry of Islamic Affairs	176,820,397	72,341,419	5,843,328	-	255,005,144
1241	Center for the Holy Quran	7,000,000	-	12,984,194	-	19,984,194
1534	Islamee Fathuvadhey Majilis	3,000,000	-	-	-	3,000,000
S34 Ministry of Environment		144,119,108	147,061,089	209,692,397	275,793,189	776,665,783
1229	Ministry of Environment	92,746,509	147,061,089	209,214,113	275,793,189	724,814,900
1228	Maldives Meteorological Service	32,360,136	-	-	-	32,360,136
1230	Maldives energy Authority	3,108,400	-	178,284	-	3,286,684
1231	Environmental Protection Agency	15,904,063	-	300,000	-	16,204,063
S36 Ministry Of Gender, Family and Social Services		327,374,613	2,962,368	7,690,000	-	338,026,981
1510	Ministry Of Gender, Family and Social Services	102,298,928	2,842,368	7,690,000	-	112,831,296
1196	Family & Children Service Centre	44,191,798	-	-	-	44,191,798
1539	Child & Family Protection Service	12,850,959	-	-	-	12,850,959
1197	Kudakudhinge Hiya	10,515,209	-	-	-	10,515,209

		Office	Trust Fund	Grants	Loan	Total
		Expenditure				Budget
1516	Fiyavathi	18,859,298	-	-	-	18,859,298
1192	National Drug Agency	105,467,287	120,000	-	-	105,587,287
1194	Khaassa Eheeah Beynunvaa Meehun thibey Marukaz	33,191,134	-	-	-	33,191,134
S43 Councils		1,281,474,431	-	34,690,912	-	1,316,165,343
1477	Male' City Council	130,119,082	-	-	-	130,119,082
1277	Addu City Council	62,500,532	-	30,690,912	-	93,191,444
1476	Fuvamulaku City Council	36,272,966	-	-	-	36,272,966
1304	Kulhudhuffushee City Council	27,402,306	-	-	-	27,402,306
1281	HA. Atoll Council	8,559,220	-	-	-	8,559,220
1280	HA. Utheemu Council	3,812,239	-	-	-	3,812,239
1282	HA. Thuraakunu Council	3,492,965	-	-	-	3,492,965
1283	HA. Uligamu Council	3,711,353	-	-	-	3,711,353
1284	HA. Mulhadhoo Council	3,293,899	-	-	-	3,293,899
1285	HA. Hoarafushee Council	8,065,588	-	4,000,000	-	12,065,588
1286	HA. Ihavandhoo Council	10,355,131	-	-	-	10,355,131
1287	HA. Kelaa Council	6,561,568	-	-	-	6,561,568
1288	HA. Vashafaru Council	3,222,347	-	-	-	3,222,347
1289	HA. Dhidhdhoo Council	10,935,880	-	-	-	10,935,880
1290	HA. Filladhoo Council	5,173,951	-	-	-	5,173,951
1291	HA. Maarandhoo Council	4,264,495	-	-	-	4,264,495
1292	HA. Thakandhoo Council	3,090,734	-	-	-	3,090,734
1293	HA. Muraidhoo Council	3,438,872	-	-	-	3,438,872
1294	HA. Baarashu Council	7,107,484	-	-	-	7,107,484
1295	HDh. Atoll Council	7,692,480	-	-	-	7,692,480
1296	HDh. Hanimaadhoo Council	8,785,703	-	-	-	8,785,703
1297	HDh. Finey Council	3,463,561	-	-	-	3,463,561
1298	HDh. Naivaadhoo Council	3,250,644	-	-	-	3,250,644
1299	HDh. Hirimaradhoo Council	2,870,549	-	-	-	2,870,549
1300	HDh. Nolvivaranfaru Council	5,969,848	-	-	-	5,969,848
1301	HDh. Nellaidhoo Council	4,583,655	-	-	-	4,583,655
1302	HDh. Nolvivaramu Council	8,945,624	-	-	-	8,945,624
1303	HDh. Kurinbee Council	3,416,219	-	-	-	3,416,219
1305	HDh. Kumundhoo Council	5,483,161	-	-	-	5,483,161
1306	HDh. Neykurendhoo Council	5,010,430	-	-	-	5,010,430
1307	HDh. Vaikaradhoo Council	4,806,818	-	-	-	4,806,818
1308	HDh. Makunudhoo Council	6,274,662	-	-	-	6,274,662
1309	Sh. Atoll Council	9,053,116	-	-	-	9,053,116
1310	Sh. Kanditheemu Council	6,082,794	-	-	-	6,082,794
1311	Sh. Noomaraa Council	3,078,723	-	-	-	3,078,723
1312	Sh. Goidhoo Council	4,289,443	-	-	-	4,289,443

		Office	Trust Fund	Grants	Loan	Total
		Expenditure				Budget
1313	Sh. Feydhoo Council	4,819,904	-	-	-	4,819,904
1314	Sh. Feevaku Council	4,247,037	-	-	-	4,247,037
1315	Sh. Bileiyfahee Council	3,648,877	-	-	-	3,648,877
1316	Sh. Foakaidhoo Council	6,375,961	-	-	-	6,375,961
1317	Sh. Narudhoo Council	3,535,881	-	-	-	3,535,881
1318	Sh. Maroshee Council	3,520,278	-	-	-	3,520,278
1319	Sh. Lhaimagu Council	3,732,818	-	-	-	3,732,818
1320	Sh. Komandoo Council	5,296,296	-	-	-	5,296,296
1321	Sh. Maaungoodhoo Council	4,314,143	-	-	-	4,314,143
1322	Sh. Funadhoo Council	9,278,477	-	-	-	9,278,477
1323	Sh. Milandhoo Council	8,442,752	-	-	-	8,442,752
1324	N. Atoll Council	7,355,310	-	-	-	7,355,310
1325	N. Henbadhoo Council	3,350,007	-	-	-	3,350,007
1326	N. Kendhikulhudhoo Council	7,184,636	-	-	-	7,184,636
1327	N. Maalhendhoo Council	3,819,120	-	-	-	3,819,120
1328	N. Kudafaree Council	3,085,709	-	-	-	3,085,709
1329	N. Landhoo Council	4,137,046	-	-	-	4,137,046
1330	N. Maafaru Council	4,447,392	-	-	-	4,447,392
1331	N. Lhohee Council	3,594,339	-	-	-	3,594,339
1332	N. Miladhoo Council	4,303,779	-	-	-	4,303,779
1333	N. Magooodhoo Council	2,484,044	-	-	-	2,484,044
1334	N. Manadhoo Council	6,337,769	-	-	-	6,337,769
1335	N. Holhudhoo Council	6,709,407	-	-	-	6,709,407
1336	N. Fodhdhoo Council	2,455,479	-	-	-	2,455,479
1337	N. Velidhoo Council	7,515,489	-	-	-	7,515,489
1338	R. Atoll Council	8,867,636	-	-	-	8,867,636
1339	R. Alifushee Council	7,500,713	-	-	-	7,500,713
1340	R. Vaadhoo Council	3,253,872	-	-	-	3,253,872
1341	R. Rasgetheemu Council	3,415,624	-	-	-	3,415,624
1342	R. Angolhitheemu Council	3,153,288	-	-	-	3,153,288
1343	R. Hulhudhuffaar Council	5,628,958	-	-	-	5,628,958
1344	R. Ungoofaar Council	6,357,921	-	-	-	6,357,921
1345	R. Dhuvaafaru Council	11,342,844	-	-	-	11,342,844
1346	R. Maakurathu Council	4,113,860	-	-	-	4,113,860
1347	R. Rasmaadhoo Council	3,387,441	-	-	-	3,387,441
1348	R. Innamaadhoo Council	3,211,307	-	-	-	3,211,307
1349	R. Maduhvaree Council	6,438,629	-	-	-	6,438,629
1350	R. Inguraidhoo Council	5,586,125	-	-	-	5,586,125
1351	R. Meedhoo Council	7,517,683	-	-	-	7,517,683
1352	R. Fainu Council	3,051,129	-	-	-	3,051,129

		Office	Trust Fund	Grants	Loan	Total
		Expenditure				Budget
1353	R. Kinolhahu Council	3,536,682	-	-	-	3,536,682
1354	B. Atoll Council	7,166,540	-	-	-	7,166,540
1355	B. Kudarikilu Council	3,143,315	-	-	-	3,143,315
1356	B. Kamadhoo Council	2,807,431	-	-	-	2,807,431
1357	B. Kendhoo Council	4,539,027	-	-	-	4,539,027
1358	B. Kihaadhoo Council	2,849,211	-	-	-	2,849,211
1359	B. Dhonfanu Council	2,777,282	-	-	-	2,777,282
1360	B. Dharavandhoo Council	4,303,027	-	-	-	4,303,027
1361	B. Maalhohu Council	3,228,511	-	-	-	3,228,511
1362	B. Eydhafushee Council	10,191,794	-	-	-	10,191,794
1363	B. Thulhaadhoo Council	6,515,508	-	-	-	6,515,508
1364	B. Hithaadhoo Council	3,978,150	-	-	-	3,978,150
1365	B. Fulhadhoo Council	2,219,115	-	-	-	2,219,115
1366	B. Fehendhoo Council	2,296,227	-	-	-	2,296,227
1367	B. Goidhoo Council	4,275,620	-	-	-	4,275,620
1368	Lh. Atoll Council	6,219,158	-	-	-	6,219,158
1369	Lh. Hinnavaru Council	9,673,386	-	-	-	9,673,386
1370	Lh. Naifaru Council	14,638,553	-	-	-	14,638,553
1371	Lh. Kurendhoo Council	5,748,134	-	-	-	5,748,134
1372	Lh. Olhuvelifushee Council	3,507,456	-	-	-	3,507,456
1373	K. Atoll Council	8,174,961	-	-	-	8,174,961
1279	K. Kaashidhoo Council	9,420,748	-	-	-	9,420,748
1374	K. Gaafaru Council	5,261,231	-	-	-	5,261,231
1375	K. Dhiffushee Council	4,980,080	-	-	-	4,980,080
1376	K. Thulusdhoo Council	5,354,453	-	-	-	5,354,453
1377	K. Huraa Council	5,371,258	-	-	-	5,371,258
1378	K. Himmatushee Council	6,379,160	-	-	-	6,379,160
1379	K. Gulhee Council	4,378,868	-	-	-	4,378,868
1380	K. Maafushee Council	10,787,979	-	-	-	10,787,979
1381	K. Guraidhoo Council	7,374,817	-	-	-	7,374,817
1382	AA. Atoll Council	6,254,419	-	-	-	6,254,419
1383	AA. Thoddoo Council	6,980,733	-	-	-	6,980,733
1384	AA. Rasdhoo Council	4,508,108	-	-	-	4,508,108
1385	AA. Ukulhahu Council	4,931,962	-	-	-	4,931,962
1386	AA. Mathiveree Council	4,044,513	-	-	-	4,044,513
1387	AA. Bodufolhudhoo Council	3,523,122	-	-	-	3,523,122
1388	AA. Feridhoo Council	3,363,553	-	-	-	3,363,553
1389	AA. Maalhohu Council	3,269,977	-	-	-	3,269,977
1390	AA. Himandhoo Council	4,177,287	-	-	-	4,177,287
1391	ADh. Atoll Council	6,733,758	-	-	-	6,733,758

		Office	Trust Fund	Grants	Loan	Total
		Expenditure				Budget
1392	ADh. Hanyaameedhoo Council	3,166,863	-	-	-	3,166,863
1393	ADh. Omadhoo Council	4,086,758	-	-	-	4,086,758
1394	ADh. Kunburudhoo Council	2,861,937	-	-	-	2,861,937
1395	ADh. Mahibadhoo Council	7,948,549	-	-	-	7,948,549
1396	ADh. Mandhoo Council	2,639,463	-	-	-	2,639,463
1397	ADh. Dhangethee Council	3,795,261	-	-	-	3,795,261
1398	ADh. Dhigurashu Council	3,697,287	-	-	-	3,697,287
1399	ADh. Dhidhdhoo Council	2,012,062	-	-	-	2,012,062
1400	ADh. Fenushee Council	4,067,792	-	-	-	4,067,792
1401	ADh. Maamigilee Council	9,810,436	-	-	-	9,810,436
1402	V. Atoll Council	4,371,990	-	-	-	4,371,990
1403	V. Fulidhoo Council	2,718,359	-	-	-	2,718,359
1404	V. Thinadhoo Council	1,421,670	-	-	-	1,421,670
1405	V. Felidhoo Council	3,054,515	-	-	-	3,054,515
1406	V. Keyodhoo Council	3,619,534	-	-	-	3,619,534
1407	V. Rakeedhoo Council	1,677,434	-	-	-	1,677,434
1408	M. Atoll Council	5,459,985	-	-	-	5,459,985
1409	M. Raiymandhoo Council	1,893,891	-	-	-	1,893,891
1410	M. Veyvashu Council	2,424,429	-	-	-	2,424,429
1411	M. Mulaku Council	5,623,477	-	-	-	5,623,477
1412	M. Mulee Council	4,428,903	-	-	-	4,428,903
1413	M. Naalaafushee Council	2,801,453	-	-	-	2,801,453
1414	M. Kolhufushee Council	4,337,351	-	-	-	4,337,351
1415	M. Dhiggaru Council	4,556,334	-	-	-	4,556,334
1416	M. Maduvvaree Council	2,583,637	-	-	-	2,583,637
1417	F. Atoll Council	5,203,815	-	-	-	5,203,815
1418	F. Feealee Council	4,678,193	-	-	-	4,678,193
1419	F. Bileiydhoo Council	4,519,943	-	-	-	4,519,943
1420	F. Magoodhoo Council	3,405,622	-	-	-	3,405,622
1421	F. Dharanboodhoo Council	2,903,866	-	-	-	2,903,866
1422	F. Nilandhoo Council	7,344,127	-	-	-	7,344,127
1423	Dh. Atoll Council	5,828,246	-	-	-	5,828,246
1424	Dh. Meedhoo Council	4,624,760	-	-	-	4,624,760
1425	Dh. Bandidhoo Council	4,298,156	-	-	-	4,298,156
1426	Dh. Rinbudhoo Council	2,811,272	-	-	-	2,811,272
1427	Dh. Hulhudhelee Council	4,015,220	-	-	-	4,015,220
1429	Dh. Maaenboodoo Council	3,671,494	-	-	-	3,671,494
1430	Dh. Kudahuvadho Council	9,875,812	-	-	-	9,875,812
1431	Th. Atoll Council	7,625,205	-	-	-	7,625,205
1432	Th. Burunee Council	3,254,326	-	-	-	3,254,326

		Office	Trust Fund	Grants	Loan	Total
		Expenditure				Budget
1433	Th. Vilufushee Council	5,262,439	-	-	-	5,262,439
1434	Th. Madifushee Council	4,666,983	-	-	-	4,666,983
1435	Th. Dhiyamigilee Council	3,397,765	-	-	-	3,397,765
1436	Th. Guraidhoo Council	6,110,707	-	-	-	6,110,707
1437	Th. Kandoodhoo Council	3,426,179	-	-	-	3,426,179
1438	Th. Vandhoo Council	2,706,073	-	-	-	2,706,073
1439	Th. Hirilandhoo Council	5,230,026	-	-	-	5,230,026
1440	Th. Gaadhiffushee Council	2,261,693	-	-	-	2,261,693
1441	Th. Thimarafushee Council	5,529,673	-	-	-	5,529,673
1442	Th. Veymandoo Council	5,224,998	-	-	-	5,224,998
1443	Th. Kinbidhoo Council	4,236,304	-	-	-	4,236,304
1444	Th. Omadhoo Council	3,235,972	-	-	-	3,235,972
1445	L. Atoll Council	8,188,556	-	-	-	8,188,556
1446	L. Isdhoo Council	5,738,280	-	-	-	5,738,280
1447	L. Dhanbidhoo Council	4,163,527	-	-	-	4,163,527
1448	L. Maabaidhoo Council	4,256,408	-	-	-	4,256,408
1449	L. Mundoo Council	2,531,869	-	-	-	2,531,869
1450	L. Gamu Council	15,188,292	-	-	-	15,188,292
1451	L. Maavashu Council	6,819,222	-	-	-	6,819,222
1452	L. Fonadhoo Council	10,234,480	-	-	-	10,234,480
1454	L. Maamendhoo Council	4,625,702	-	-	-	4,625,702
1455	L. Hithadhoo Council	5,495,955	-	-	-	5,495,955
1456	L. Kunahandhoo Council	4,385,252	-	-	-	4,385,252
1508	L. Kalaidhoo Council	5,019,288	-	-	-	5,019,288
1457	GA. Atoll Council	7,127,262	-	-	-	7,127,262
1458	GA. Kolamaafushee Council	4,997,646	-	-	-	4,997,646
1459	GA. Vilingilee Council	10,423,512	-	-	-	10,423,512
1460	GA. Maamendhoo Council	5,451,377	-	-	-	5,451,377
1461	GA. Nilandhoo Council	3,905,968	-	-	-	3,905,968
1462	GA. Dhaandhoo Council	5,373,025	-	-	-	5,373,025
1463	GA. Dhevadhoo Council	3,667,395	-	-	-	3,667,395
1464	GA. Kondey Council	3,495,183	-	-	-	3,495,183
1465	GA. Gemanafushee Council	6,208,821	-	-	-	6,208,821
1466	GA. Kanduhulhuhdoo Council	4,018,617	-	-	-	4,018,617
1278	GDh. Atoll Council	8,265,786	-	-	-	8,265,786
1467	GDh. Madavelee Council	5,852,599	-	-	-	5,852,599
1468	GDh. Hoadedhdhoo Council	5,132,591	-	-	-	5,132,591
1469	GDh. Nadalla Council	4,703,741	-	-	-	4,703,741
1470	GDh. Gadhdhoo Council	7,239,841	-	-	-	7,239,841
1471	GDh. Rathafandhoo Council	4,000,949	-	-	-	4,000,949

		Office	Trust Fund	Grants	Loan	Total
		Expenditure				Budget
1472	GDh. Vaadhoo Council	5,506,903	-	-	-	5,506,903
1473	GDh. Fiyoaree Council	4,838,786	-	-	-	4,838,786
1474	GDh. Faresmaathodaa Council	5,768,372	-	-	-	5,768,372
1475	GDh. Thinadhoo Council	18,298,851	-	-	-	18,298,851

5.8 STRATEGIC ACTION PLAN 2021-2023

(IN MVR)

	2021	2022	2023
	Approved		
Total	34,922,716,599	44,977,923,779	40,846,113,018
Blue Economy	3,967,209,323	4,215,428,143	4,509,547,027
Labour and Commercial Development, and Economic Diversification	3,723,715,161	3,999,935,948	4,306,168,721
Fishing and Agriculture	243,494,162	215,492,195	203,378,306
Caring State	11,486,817,774	12,413,485,381	11,886,352,207
Hospital Services	3,289,272,183	3,751,442,831	3,809,685,324
Public Health Services	765,578,414	541,329,783	546,433,058
Pre-School, Primary and Secondary Education	3,062,549,869	3,593,660,919	2,871,211,832
Tertiary Education	918,482,486	1,060,108,198	1,029,526,439
Illness and Disability Benefits	1,169,637,528	1,219,385,150	1,281,807,717
Old Age Benefits	1,340,000,000	1,400,000,000	1,500,000,000
Social Protection N.E.C	941,297,294	847,558,500	847,687,837
Dignified Family	3,037,094,248	3,246,280,011	3,129,136,791
Housing Development	724,950,762	782,129,867	759,121,716
Community Empowerment	1,539,374,554	1,582,423,541	1,744,557,704
Sports and Entertainment	482,393,331	625,904,346	360,149,346
Cultural Services	39,268,281	38,387,143	39,636,335
Family and Children	188,252,320	153,814,991	158,870,561
Orphans and children without guardians	62,855,000	63,620,123	66,801,129
Jazeera Dhirulhun	5,344,704,956	8,343,979,717	8,981,753,945
Energy	150,809,362	255,634,035	370,298,947
Transport	2,811,795,818	4,461,582,989	5,398,321,371
Communication	100,051,384	124,867,713	98,663,213
Waste Management	390,421,742	588,144,241	638,762,734
Sewerage system	1,148,434,479	1,483,851,109	1,519,618,168
Air Pollution Abatement	5,153,310	13,010,500	3,465,630
Protection of Biodiversity	173,996,262	677,097,156	351,967,194
Environmental Protection N.E.C	138,323,641	128,020,538	80,016,139
Water Supply	142,032,255	306,588,104	237,381,926
Street Lighting	1,575,000	3,150,000	3,150,000

	2021	2022	2023
	Approved		
Broadcasting and Publishing Services	7,009,834	7,083,332	7,151,658
Religious Services	275,101,869	294,950,000	272,956,965
Good Governance	11,086,890,298	16,758,750,527	12,339,323,048
Government policy implementation, law drafting, fiscal and foreign policy related expenditure	2,748,667,337	3,126,168,900	2,787,367,683
Public Service	158,449,806	119,746,080	101,628,206
Debt Repayment	1,469,919,000	6,357,793,080	2,574,113,000
Debt Servicing	2,468,364,965	2,715,639,517	2,580,479,115
Military Defence	1,272,399,691	1,286,768,620	1,266,299,682
Civil Defence	158,870,868	190,517,531	169,610,286
Border Protection and Safety	1,668,696,786	1,792,851,016	1,804,926,470
Fire and Rescue Service	500,000	800,000	-
Rule of Law	754,247,323	752,029,641	724,270,279
Remand and Rehabilitation	386,774,522	416,436,142	330,628,327



6

Public Sector Investment Program

6.1 PUBLIC SECTOR INVESTMENT PROGRAM SUMMARY 2019 - 2023

(IN MVR)

	2019 Actuals	2020 Revised	2021	2022 Approved	2023
Total	4,628,550,059	5,563,684,050	8,441,502,879	13,559,432,445	13,076,370,609
Domestic PSIP	2,192,949,099	3,988,927,199	3,386,934,613	6,987,228,800	4,958,736,543
Loan PSIP	1,913,805,723	746,941,635	3,890,371,283	4,988,451,229	6,998,364,450
Grant PSIP	142,126,135	404,856,572	561,505,638	600,023,789	511,813,250
Trust Fund PSIP	379,669,102	422,958,644	602,691,345	983,728,627	607,456,366

PUBLIC SECTOR INVESTMENT PROGRAM - DOMESTIC BUDGET

	2019 Actuals	2020 Revised	2021	2022 Approved	2023
Total	2,192,949,099	3,988,927,199	3,386,934,613	6,987,228,800	4,958,736,543
1001 Presidents Office	104,671	90,978	-	-	-
1242 People's Majlis	5,557,283	24,625,345	2,971,641	-	-
1264 Department of Judicial Administration	538,820	-	21,468,750	58,221,875	22,746,875
1243 Auditor General's Office	-	-	25,000,000	-	-
1276 Local Government Authority	7,852,164	22,755,766	32,824,765	50,577,963	18,886,764
1272 Ministry of Finance	331,222,629	51,959,100	5,600,000	21,000,000	1,400,000
1012 Ministry of Defence	-	-	10,000,000	5,000,000	-
1016 Ministry of Home Affairs	36,870,273	53,200,535	44,041,521	66,086,089	5,550,000
1058 Ministry of Education	99,606,536	152,607,433	340,154,584	880,842,324	169,857,419
1130 Maldives National University	694,536	667,035	17,050,000	77,265,000	45,795,000
1163 Ministry of Health	20,241,834	240,356,646	257,521,648	598,416,530	651,186,805
1202 Ministry of Economic Development	-	-	15,000,000	5,000,000	-
1215 Ministry of Youth, Sports & Community Empowerment	93,914,747	177,539,803	226,206,050	257,507,858	42,010,068
1224 Ministry of National Planning, Housing and Infrastructure	968,638,883	2,328,233,945	2,146,590,706	4,570,214,500	3,875,439,231
1496 Public works Services	222,306	-	-	-	-
1233 Ministry of Fisheries, Marine Resources and Agriculture	3,649,083	20,930,112	40,102,500	35,732,000	13,030,000
1240 Ministry of Islamic Affairs	10,369,587	13,546,683	26,633,902	56,340,519	31,446,792
1192 National Drug Agency	231,714	1,591,961	12,125,000	30,800,000	2,275,000
1510 Ministry Of Gender, Family and Social Services	6,056,128	3,624,080	25,380,000	15,520,000	1,000,000
1265 MOF / Special Budget	-	485,873,271	-	-	-
1027 Maldives Police Service	50,744,783	38,336,500	36,609,704	64,069,333	31,860,000
1008 Maldives Customs Service	8,813,545	832,650	7,541,179	8,966,361	889,708
1166 Indira Gandhi Memorial Hospital	86,455,563	14,692,207	17,394,295	11,365,377	442,881
1188 Hulhumale Hospital	-	-	12,000,000	13,000,000	5,000,000
1475 GDh. Thinadhoo Council	1,400,306	-	-	-	-
1013 Maldives National Defense Force	19,628,714	8,974,382	8,500,000	2,600,000	-
1025 Maldives Correctional Service	20,401,852	11,810,502	18,307,368	6,724,071	1,080,000
1029 Maldives Immigration	-	-	420,000	1,050,000	630,000
1129 Ministry of Higher Education	-	-	11,500,000	98,156,000	14,344,000
1529 Ministry of Housing & Urban Development	111,813,831	79,142,993	-	-	-
1226 Regional Airports	236,369,321	201,825,661	-	-	-

		2019 Actuals	2020 Revised	2021	2022 Approved	2023
1229	Ministry of Environment	71,303,620	-	-	-	-
1530	Ministry of Transport & Civil Aviation	-	-	16,191,000	6,939,000	-
1271	Department of Heritage	246,370	1,609,729	3,000,000	2,250,000	1,850,000
1532	Ministry of Arts, Culture and Heritage	-	-	2,320,000	5,840,000	5,840,000
1014	National Disaster Management Authority	-	54,099,882	4,480,000	37,744,000	16,176,000

PUBLIC SECTOR INVESTMENT PROGRAM - LOAN

		2019 Actuals	2020 Revised	2021	2022 Approved	2023
Total		1,913,805,723	746,941,635	3,890,371,283	4,988,451,229	6,998,364,450
1272	Ministry of Finance	1,275,617,894	383,960,811	1,167,343,187	1,291,776,789	2,288,734,675
1163	Ministry of Health	-	-	56,000,000	110,000,000	107,500,000
1166	Indira Gandhi Memorial Hospital	67,640,708	45,545,750	-	-	-
1215	Ministry of Youth, Sports & Community Empowerment	-	-	74,634,000	154,940,000	86,306,000
1224	Ministry of National Planning, Housing and Infrastructure	249,376,773	203,299,178	2,199,100,907	2,642,202,652	3,444,100,337
1233	Ministry of Fisheries, Marine Resources and Agriculture	-	15,000,000	80,000,000	100,000,000	120,000,000
1229	Ministry of Environment	321,170,348	99,135,896	275,793,189	587,031,788	801,723,438
1027	Maldives Police Service	-	-	37,500,000	102,500,000	150,000,000

PUBLIC SECTOR INVESTMENT PROGRAM - GRANTS

		2019 Actuals	2020 Revised	2021	2022 Approved	2023
Total		142,126,135	404,856,572	561,505,638	600,023,789	511,813,250
1276	Local Government Authority	807,194	6,719,891	4,075,912	260,995	-
1058	Ministry of Education	1,522,094	12,001,056	507,364	-	-
1130	Maldives National University	1,168,516	4,986,291	1,000,000	-	-
1163	Ministry of Health	-	7,469,466	2,535,089	422,515	-
1215	Ministry of Youth, Sports & Community Empowerment	1,321,141	15,713,951	-	-	-
1224	Ministry of National Planning, Housing and Infrastructure	10,006,060	69,505,517	218,315,384	348,604,084	327,519,228
1233	Ministry of Fisheries, Marine Resources and Agriculture	49,244,069	84,550,000	48,258,994	15,855,798	689,839
1240	Ministry of Islamic Affairs	2,939,402	13,151,179	5,843,328	372,325	-
1229	Ministry of Environment	67,221,286	123,253,933	203,833,693	216,995,799	176,049,869
1027	Maldives Police Service	4,622,173	8,000,000	-	-	-
1277	Addu City Council	-	30,690,912	30,690,912	-	-
1285	HA. Hoarafushee Council	-	4,000,000	4,000,000	-	-
1013	Maldives National Defense Force	3,274,200	24,814,376	42,444,962	17,512,273	7,554,314

PUBLIC SECTOR INVESTMENT PROGRAM - TRUST FUND

		2019 Actuals	2020 Revised	2021	2022 Approved	2023
Total		379,669,102	422,958,644	602,691,345	983,728,627	607,456,366
1224	Ministry of National Planning, Housing and Infrastructure	316,867,922	302,086,307	486,512,232	886,659,330	538,444,638
1240	Ministry of Islamic Affairs	3,145,300	2,436,417	2,341,419	122,509	-
1229	Ministry of Environment	59,655,880	118,435,920	113,837,694	96,946,788	69,011,728

6.2 Public Sector Investment Program - Domestic Budget 2021 - 2023

(IN MYR)

Office	Project name	Location	Status	2021	2022 Approved	2023
Total				3,386,934,613	6,987,228,800	4,958,736,543
1242 People's Majlis				2,971,641	-	-
	Peoples Majilis New Building	Male'City	On-going	2,971,641	-	-
1264 Department of Judicial Administration				21,468,750	58,221,875	22,746,875
	Construction Of Magistrate Court - HA.Baarah	HA.Baarah	New	300,000	4,450,000	250,000
	Construction Of Magistrate Court - R.Angolliitheemu	R.Angolliitheemu	New	300,000	4,450,000	250,000
	Construction Of Magistrate Court - K. Hura	K. Hura	New	300,000	4,450,000	250,000
	Construction Of Niyaavehi (10 Storey Building)	Male'City	New	12,468,750	11,221,875	1,246,875
	Estab. Of Supreme Court New Building	Male'City	New	1,500,000	20,000,000	20,000,000
	Construction Of Magistrate Court - M. Veyvah	M. Veyvah	New	300,000	4,450,000	250,000
	Construction Of Court Complex Building - Addu City	S.Hithadhoo	New	5,700,000	300,000	-
	Construction Of Magistrate Court - Th.Guraidhoo	Th.Guraidhoo	Tendering	300,000	4,450,000	250,000
	Construction Of Magistrate Court - GDh.Vaadhoo	GDh.Vaadhoo	Tendering	300,000	4,450,000	250,000
1243 Auditor General's Office				25,000,000	-	-
	Const. Of Auditor Generals Office	Hulhumale'	New	25,000,000	-	-
1276 Local Government Authority				32,824,765	50,577,963	18,886,764
	Const.of Council Building - Lh. Naifaru	Lh. Naifaru	On-going	1,172,369	293,373	-
	Const.of Council Office - K.Huraa	K.Huraa	On-going	1,373,199	258,846	-
	Const.of Council Building - Kudahuvaadhoo	Dh. Kudahuvaadhoo	On-going	2,017,640	1,815,876	201,764
	Const.of Council Office - GA.Kondey	GA.Kondey	On-going	1,166,694	224,624	-

Office	Project name	Location	Status	2023		
				2021	2022 Approved	2023
	Upgrade Council Building - Kulhudhuffushi	HDh. Kulhudhuffushi	Retention	181,131	-	-
	Const.of Fish Market - HDh. Vaikaradhoo	HDh. Vaikaradhoo	Retention	87,597	-	-
	Const.of Council Office - L.Isdhoo	L.Isdhoo	Retention	226,586	-	-
	Construction Of Council Office - HA.Hoarafushi	HA.Hoarafushi	New	720,000	1,800,000	1,080,000
	Construction Of Fish Market - HA.Kelaa	HA.Kelaa	New	1,500,000	1,000,000	93,750
	Construction Of Farmers Market - HA.Kelaa	HA.Kelaa	New	562,500	1,218,750	93,750
	Cemetery Boundary Wall - HDh.Nolhivaranfaru	HDh.Nolhivaranfaru	New	1,000,000	500,000	-
	Construction Of Council Office - N.Maalhendhoo	N.Maalhendhoo	New	660,000	1,650,000	990,000
	Estab. Of Council Office Building - N.Miladhoo	N.Miladhoo	New	1,000,000	1,210,000	390,000
	Construction Of Council Office - R.Rasgetheemu	R.Rasgetheemu	New	400,000	1,300,000	780,000
	Construction Of Council Office - R.Maduvvari	R.Maduvvari	New	975,000	2,437,500	1,462,500
	Construction of Fish Market - Lh.Kurendhoo	Lh.Kurendhoo	New	1,500,000	1,000,000	93,750
	Construction Of Council Office - K.Dhiffushi	K.Dhiffushi	New	485,000	1,212,500	727,500
	Estab. Of Council Office Building - AA.Feridhoo	AA.Feridhoo	New	1,000,000	1,210,000	390,000
	Construction Of Council Office - Adh.Hanyaameedhoo	Adh.Hanyaameedhoo	New	405,000	1,012,500	607,500
	'Construction of Fish Market - Villimale	Villimale'	New	395,000	987,500	592,500
	Construction Of Council Office - V.Rakeedhoo	V.Rakeedhoo	New	700,000	2,906,250	1,743,750
	Construction Of Council Office - Male City	Male City	New	1,500,000	11,100,000	5,400,000
	Construction Of Council Office - M.Raimandhoo	M.Raimandhoo	New	369,000	4,381,000	250,000
	Construction Of Council Office - F.Bileidhoo	F.Bileidhoo	New	640,000	1,600,000	960,000
	Const.of Funeral Home - Th. Vilufushi	Th. Vilufushi	New	770,150	-	-
	Construction Of Council Office - GDh.Hoandehdhoo	GDh.Hoandehdhoo	New	925,000	2,312,500	1,387,500
	Construction Of Council Office - GDh.Vaadhoo	GDh.Vaadhoo	New	1,575,000	1,437,500	862,500

Office	Project name	Location	Status	2021	2022 Approved	2023
	Construction Of Council Office - GDh. Gadhdhoo	GDh. Gadhdhoo	New	1,520,000	1,300,000	780,000
	Construction Of Fish Market - S.Maradhoo	S.Maradhoo	New	500,000	3,000,000	-
	Leveling Mud Lands - S.Feydhoo	S.Feydhoo	New	2,400,000	1,600,000	-
	Const. of Council Building - Th.Madifushi	Th.Madifushi	Awarded	4,097,899	309,244	-
	Construction Of Council Office - B.Fulhadhoo	B.Fulhadhoo	Tendering	1,000,000	1,500,000	-
1272	Ministry of Finance			5,600,000	21,000,000	1,400,000
	Digital Terrestrial network development project	Male' City	On-going	5,600,000	21,000,000	1,400,000
1012	Ministry of Defence			10,000,000	5,000,000	-
	Estab. Of Joint Inter Agency Operation Centre	Male' City	New	10,000,000	5,000,000	-
1016	Ministry of Home Affairs			44,041,521	66,086,089	5,550,000
	De-radicalize & rehabilitation centre	K.Himmafushi	Retention	2,881,522	-	-
	Establishment of high security wing - Maafushi Jail	K.Maafushi	Retention	1,399,999	-	-
	Const. Of Juvenile Justice Unit - HA.Hoarafushi	HA.Hoarafushi	New	2,900,000	1,500,000	350,000
	Reloc. of Male Jail & Upgr. of Hulhumale' Jail	Male' City, Hulhumale'	New	12,200,000	14,000,000	1,000,000
	Const. Of Child Residential Centre - Dh.Kudahuvadhoo	Dh.Kudahuvadhoo	New	4,410,000	2,940,000	-
	Estab. Of Correction Facility - HDh.Neykurendhoo	HDh.Neykurendhoo	Pre-tendering	17,400,000	47,496,089	4,200,000
	Estab. Of Juvenile Justice Unit - L.Fonadhoo	L.Fonadhoo	Pre-tendering	2,850,000	150,000	-
1058	Ministry of Education			340,154,584	880,842,324	169,857,419
	HA. Ihavandhoo School Multipurpose	HA. Ihavandhoo	On-going	1,022,878	2,762,799	345,350
	Const. of 5 Classroom - HDh. Noliivaram	HDh. Noliivaram	On-going	2,304,776	2,154,521	359,087
	Classroom & Staff Room - HDh. Kurinbi 5	HDh. Kurinbi	On-going	1,175,653	900,174	225,044
	Const. 12 Classroom in AEC, Kulhudufushi	HDh. Kulhudufushi	On-going	2,077,027	2,440,438	406,740
	Const. of 12 Classroom - HDh. Vaikaradhoo	HDh. Vaikaradhoo	On-going	2,059,524	3,112,113	389,014

Office	Project name	Location	Status	2021	2022	2023
					Approved	
	Cont.of Multi Purpose Hall in N.atoll Sc	N.Manadhoo	On-going	1,960,560	2,932,181	366,523
	Multi Purpose Hall - R. Hulhudhuffaaru	R. Hulhudhuffaaru	On-going	2,183,562	2,202,739	367,123
	Multi Purpose Hall - R. Alifushi	R. Alifushi	On-going	4,681,302	329,081	-
	Multi Purpose Hall - R. Ungoofaaru	R. Ungoofaaru	On-going	4,139,027	329,081	-
	Multi Purpose Hall - R. Maduvvari	R. Maduvvari	On-going	1,477,978	4,931,242	547,916
	Madh. Ifthithaahu (10 Class, Staff, AV Room) - Lh. Naifaru	Lh. Naifaru	On-going	3,221,641	4,176,934	696,156
	Multi Purpose Hall - Lh. Kurendhoo	Lh. Kurendhoo	On-going	2,093,214	3,290,811	329,081
	Const. of 6 classroom (2 story) -K.Huraa	K.Huraa	On-going	1,161,620	1,213,743	242,749
	Construction of New School -K.Kaashidhoo	K.Kaashidhoo	On-going	4,708,018	1,754,391	5,209,906
	MP Hall & 12 classroom - AA.Thoddoo	AA.Thoddoo	On-going	4,698,755	745,498	-
	Const. of 12 Classroom - ADh.Mahibadhoo	ADh.Mahibadhoo	On-going	1,430,318	4,395,646	549,456
	Multi Purpose Hall - V. Keyodhoo	V. Keyodhoo	On-going	4,941,583	329,081	-
	Multi Purpose Hall - V. Felidhoo	V. Felidhoo	On-going	4,726,138	329,081	-
	Multi-Purpose Hall& 5 Cl room-Kolhufushi	M.Kolhufushi	On-going	6,188,222	706,913	-
	M/JV School Building (Multi Purp. Hall) - Fuvamulak	Fuvamulah City	On-going	1,335,770	2,235,319	372,553
	Multi Purpose Hall - Dh. Maaenboodhoo	Dh. Maaenboodhoo	On-going	1,423,107	3,681,172	368,117
	School Building (3 Class Rooms) - Th.Kandoodhoo	Th.Kandoodhoo	On-going	485,343	-	-
	Multi Purpose Hall - Th. Veymandoo	Th. Veymandoo	On-going	2,297,402	2,940,697	367,587
	Multi Purpose Hall - Th.Guraidhoo	Th.Guraidhoo	On-going	1,718,430	3,290,811	329,081
	Multi Purpose Hall - L. Isdhoo School	L. Isdhoo School	On-going	1,358,028	2,182,718	363,786
	School Building (5 Class & Mult.P.Hall) - L.Maavah	L.Maavah	On-going	1,685,981	655,568	6,322,394
	Const. of 10 Classroom - GA.Gemanafushi	GA.Gemanafushi	On-going	2,448,144	2,970,572	495,095
	Const. of 6 classroom - GDh. Fiyooaree	GDh. Fiyooaree	On-going	554,770	-	-

Office	Project name	Location	Status	2021	2022	2023
					Approved	
	GDH.Gaddhoo School MP Hall&office bilding	GDH.Gaddhoo	On-going	1,428,367	3,234,291	323,429
	Construction of 6 Classrooms - S.Hulhumeedhoo	S.Hulhumeedhoo	On-going	4,806,314	345,069	-
	S.Maradhoo School New Building - 12 room	S.Maradhoo	On-going	1,079,375	3,404,067	425,508
	Const. of 6 Classroom -S.Maradhoofoeydhoo	S.Maradhoofoeydhoo	On-going	5,000,000	9,007,147	-
	School Building (12 Class Rooms) - HA.Baarah	HA.Baarah	Retention	720,528	-	-
	School Building (AV & Science Room) - HA.Vashafaru	HA.Vashafaru	Retention	79,302	-	-
	School Building (2 Class & Science Lab) - HA.Muraidhoo	HA.Muraidhoo	Retention	41,887	-	-
	School Building (4 Class & Hall) - HDh.Hanimaadhoo	HDh.Hanimaadhoo	Retention	124,956	-	-
	School Building (Boundary Wall) - HDh.Naivaadhoo	HDh.Naivaadhoo	Retention	65,000	-	-
	Const. of 2 Classroom - HDh.Nellaidhoo	HDh.Nellaidhoo	Retention	101,137	-	-
	School Building (Boundary Wall) - HDh.Neykurendhoo	HDh.Neykurendhoo	Retention	75,000	-	-
	Afeefudheen School Boundary Wall	HDh. Kulhudhuffushi	Retention	24,996	-	-
	School Building (2 Classroom & Hall) - N.Kendhikulhudhoo	N.Kendhikulhudhoo	Retention	39,873	-	-
	School Building (8 Class, 2 Lab & Hall) - F.Atoll	F.Nilandhoo	Retention	819,640	-	-
	School Building (9 Classroom) - Dh.Kudahuvadhoo	Dh.Kudahuvadhoo	Retention	224,340	-	-
	School Building (Class Rooms) - Th.Madifushi	Th.Madifushi	Retention	118,418	-	-
	School Building (12 Classroom) - GA.Atoll	GA. Villingili	Retention	340,418	-	-
	Addu High School Building (Multi Purp. Hall) - S.Hithadhoo	S.Hithadhoo	Retention	415,787	-	-
	Finishing Of School 4 Classroom Building - HA.Utheemu	HA.Utheemu	New	1,500,000	-	-
	School Building (8 Class, Lab, AV Room & Wall) - HA.Uligamu	HA.Uligamu	New	2,800,000	10,500,000	700,000
	School 2 Storey Building - HA.Maarandhoo	HA.Maarandhoo	New	1,500,000	5,625,000	375,000
	School 3 Classroom - HA.Molhadhoo	HA.Molhadhoo	New	500,000	2,350,000	150,000
	School Building (Hall) - HA.Filladhoo	HA.Filladhoo	New	2,400,000	4,250,000	350,000

Office	Project name	Location	Status	2021	2022	2023
					Approved	
	School Building (12 Class & Office) - HA.Atoll	HA. Dhidhdhoo	New	2,600,000	9,750,000	650,000
	School (2 Class, Toilet, Library & Office) - Thuraakunu	HA. Thuraakunu	New	800,000	3,000,000	200,000
	School Building (Hall) - HDh.Naivaadhoo	HDh.Naivaadhoo	New	700,000	2,625,000	175,000
	School 4 Classroom - HDh.Neykurendhoo	HDh.Neykurendhoo	New	1,000,000	2,800,000	200,000
	School Building (Multi Purp. Hall) - HDh.Nolhivaram	HDh.Nolhivaram	New	1,500,000	5,625,000	375,000
	Afeefudhin School Building (8 Classroom)	HDh. Kulhudhuffushi	New	2,650,000	6,375,000	475,000
	School Building (Office) - HDh.Atoll	HDh. Kulhudhuffushi	New	1,500,000	1,075,000	125,000
	Jalaaludhin School Building (8 Classroom)	HDh. Kulhudhuffushi	New	2,650,000	6,375,000	475,000
	Const. of 12 classroom - HDh.Kumundhoo	HDh.Kumundhoo	New	1,800,000	9,600,000	600,000
	School Building (Multi Purp. Hall) - HDh.Makunudhoo	HDh.Makunudhoo	New	1,316,324	4,936,217	329,081
	School New Building - HDh.Finey	HDh.Finey	New	2,100,000	7,875,000	525,000
	School 3 Storey Building - Sh.Narudhoo	Sh.Narudhoo	New	2,900,000	10,875,000	725,000
	School Building (2 Classroom) - Sh.Noomaraa	Sh.Noomaraa	New	860,000	2,725,000	215,000
	Classroom and School Multi Purpose Hall - Sh.Bileffahi 4	Sh.Bileffahi	New	1,000,000	9,450,000	550,000
	School Building (8 Class & Hall) - Sh.Lhaimagu	Sh.Lhaimagu	New	2,700,000	10,125,000	675,000
	School Building (Multi Purp. Hall) - Sh.Atoll	Sh.Kanditheemu	New	1,600,000	6,000,000	400,000
	School Building (Multi Purp. Hall) - Sh.Maaungoodhoo	Sh.Maaungoodhoo	New	1,500,000	5,625,000	375,000
	School Building (Multi Purp. Hall & Wall) - Sh.Feevah	Sh.Feevah	New	1,500,000	5,625,000	375,000
	School Building (15 Class Rooms) - Sh.Funadhoo	Sh.Funadhoo	New	2,250,000	12,000,000	750,000
	School Building (8 Class & Multi Purp. Hall) - Sh.Feydhoo	Sh.Feydhoo	New	2,800,000	10,500,000	700,000
	School 8 Classroom - Sh.Goidhoo	Sh.Goidhoo	New	1,000,000	6,600,000	400,000
	School Building (2 Class & Multi Purp. Hall) - N. Henbadhoo	N. Henbadhoo	New	2,700,000	14,400,000	900,000
	School Building - N.Kudafaree	N.Kudafaree	New	2,000,000	7,500,000	500,000

Office	Project name	Location	Status	2021	2022	2023
					Approved	
	School Building - N.Kendhikuludhoo	N.Kendhikuludhoo	New	800,000	4,000,000	200,000
	School Building (4 Classroom) - N.Atoll	N.Velidhoo	New	800,000	3,000,000	200,000
	School 3 Storey Building - N.Manadhoo	N.Manadhoo	New	2,900,000	10,875,000	725,000
	School Building - N.Maalhendhoo	N.Maalhendhoo	New	1,800,000	6,750,000	450,000
	Classroom and Multi Purpose Hall - N.Maafaru 4	N.Maafaru	New	1,650,000	8,800,000	550,000
	School Building (8 Class & Multi Purp. Hall) - N.Miladhoo	N.Miladhoo	New	2,250,000	12,000,000	750,000
	School Building (2 Classroom) - N.Fohdhoo	N.Fohdhoo	New	460,000	1,725,000	115,000
	Classroom and Multi Purpose Hall - N.Landhoo 4	N.Landhoo	New	1,650,000	8,800,000	550,000
	School 3 Storey Building (12 Class Room) - R.Hulhudhuffaaruu	R.Hulhudhuffaaruu	New	2,900,000	10,875,000	725,000
	Upgrading Of Teacher Accommodation Block - R.Hulhudhuffaaruu	R.Hulhudhuffaaruu	New	500,000	-	-
	School 3 Storey Building - R.Rasmaadhoo	R.Rasmaadhoo	New	1,900,000	7,125,000	475,000
	School Building (Multi Purp. Hall) - R.Innamaadhoo	R.Innamaadhoo	New	1,400,000	5,250,000	350,000
	School Building (4 Class, Staff & Hall) - HA.Inguraidhoo	HA.Inguraidhoo	New	2,600,000	9,750,000	650,000
	School 8 Classroom Building - R.Ungoofaaruu	R.Ungoofaaruu	New	1,000,000	6,600,000	400,000
	School 2 Storey Building - R.Vaadhoo	R.Vaadhoo	New	1,600,000	6,000,000	400,000
	School 2 Storey Building - R.Maakurathu	R.Maakurathu	New	1,400,000	5,250,000	350,000
	School 2 Storey Building - R.Atoll	R.Meedhoo	New	1,400,000	5,250,000	350,000
	School 3 Storey Building - R.Fainu	R.Fainu	New	2,600,000	9,750,000	650,000
	School 2 Storey Building (4 Class Room) - R.Dhuvaafaru	R.Dhuvaafaru	New	1,400,000	3,375,000	225,000
	School Building (4 Class, Staff & Hall) - B.Kihaadhoo	B.Kihaadhoo	New	620,000	2,325,000	155,000
	School Building (Upgrade & Multi Purp. Hall) - B.Kendhoo	B.Kendhoo	New	1,800,000	6,750,000	450,000
	School Building (Office) - B.Fulhadhoo	B.Fulhadhoo	New	500,000	1,875,000	125,000
	School Multi Purpose Hall - B.Thulhaadhoo	B.Thulhaadhoo	New	1,500,000	5,150,000	350,000

Office	Project name	Location	Status	2021	2022	2023
					Approved	
	School 8 Classroom & 2 Storey Building - L.Olhuvelifushi	L.Olhuvelifushi	New	500,000	7,100,000	400,000
	Classroom and School Multi Purpose Hall - K.Himmatfushi 4	K.Himmatfushi	New	1,000,000	8,625,000	4,000,000
	School Building - K. Maafushi	K. Maafushi	New	2,100,000	7,875,000	525,000
	'Muhyiddin School Multi Purpose Hall - Villimale	Villimale'	New	1,000,000	5,650,000	350,000
	School Building (8 Class Room) - K. Guraidhoo	K. Guraidhoo	New	1,900,000	7,125,000	475,000
	School Building (6 Class & Hall) - K. Gulhi	K. Gulhi	New	2,800,000	10,500,000	700,000
	School 12 Class Room & Multi Purpose Hall - AA.Himandhoo	AA.Himandhoo	New	2,900,000	14,875,000	1,725,000
	School Building (12 Class & Multi Purp. Hall) - AA. Atoll	AA. Rasdhoo	New	2,750,000	15,000,000	750,000
	School Building (12 Classroom) - AA.Ukulhas	AA.Ukulhas	New	1,800,000	9,600,000	600,000
	School 3 Storey Building (12 Class & Hall) - AA.Mathiveri	AA.Mathiveri	New	2,790,000	14,880,000	930,000
	School Building (4 Class & Multi Purp. Hall) - AA.Maalthos	AA.Maalthos	New	2,400,000	9,000,000	600,000
	School New Building (Class, AV Room & Hall) - ADh.Atoll	ADh.Maamigili	New	2,975,000	11,156,250	743,750
	School Building (4 Class Room) - Adh. Fentushi	Adh. Fentushi	New	800,000	3,000,000	200,000
	School 2 Storey Building - V. Keyodhoo	V. Keyodhoo	New	1,500,000	2,625,000	175,000
	School Building (Multi Purp. Hall) - V. Fulidhoo	V. Fulidhoo	New	1,400,000	5,250,000	350,000
	School 2 Storey Building - M.Naalaafushi	M.Naalaafushi	New	1,200,000	4,500,000	300,000
	School 3 Storey Building - M.Mulaku	M.Mulaku	New	2,400,000	9,000,000	600,000
	Hafiz Ahmed School 3 Storey Building (16 Classroom)	Fuvahmulah City	New	2,400,000	12,800,000	800,000
	Moh. Jalaaludin School Building (16 Class & Comp. Lab)	Fuvahmulah City	New	2,550,000	13,600,000	850,000
	Fuvamulak School Building (Multi Purp. Hall)	Fuvahmulah City	New	1,400,000	5,250,000	350,000
	School Building (12 Classroom) - Gn.Atoll	Fuvahmulah City	New	1,800,000	9,600,000	600,000
	School Building (Multi Purp. Hall) - F. Bileidhoo	F. Bileidhoo	New	2,000,000	5,250,000	350,000
	School Building (Multi Purp. Hall) - Dh.Meedhoo	Dh.Meedhoo	New	1,470,000	5,512,500	367,500

Office	Project name	Location	Status	2021	2022	2023
					Approved	
	School 3 Storey Building - Th. Hirilandhoo	Th. Hirilandhoo	New	2,400,000	9,000,000	600,000
	School Building (6 Classroom) - Th. Buruni	Th. Buruni	New	1,200,000	4,500,000	300,000
	School 3 Storey Building & Wall - Th. Omadhoo	Th. Omadhoo	New	2,700,000	10,125,000	675,000
	Finishing School 2 Storey Building - Th. Vilufushi	Th. Vilufushi	New	1,500,000	500,000	-
	School 3 Storey Building - Th. Veymandoo	Th. Veymandoo	New	2,400,000	9,000,000	600,000
	School Building (Multi Purp. Hall) - Th. Madifushi	Th. Madifushi	New	1,600,000	6,000,000	400,000
	School 6 Classroom Building - Th. Thimarafushi	Th. Thimarafushi	New	1,500,000	4,200,000	300,000
	School Building (10 Classroom) - Th. Gaadhiffushi	Th. Gaadhiffushi	New	2,100,000	7,875,000	525,000
	School Building (6 Class, Counseling & Health) - Th. Atoll	Th. Guraidhoo	New	1,600,000	6,000,000	400,000
	School 2 Storey Building (4 Class) - L. Hithadhoo	L. Hithadhoo	New	1,000,000	3,375,000	225,000
	School Building (3 Classroom) - L. Kunahandhoo	L. Kunahandhoo	New	700,000	2,625,000	175,000
	School Building (3 Classroom) - L. Kunahandhoo	L. Kunahandhoo	New	1,000,000	3,375,000	225,000
	School Building (9 Classroom) - L. Maavah	L. Maavah	New	1,800,000	6,750,000	450,000
	School Building (12 Classroom) - L. Fonadhoo	L. Fonadhoo	New	2,900,000	10,875,000	725,000
	Ihahdhoo School 6 Class & Mukurimagu School Office	L. Gan	New	1,400,000	5,250,000	350,000
	Construction of 04 class room - Ga. Nilandhoo	Ga. Nilandhoo	New	800,000	3,000,000	200,000
	School Building (Multi Purp. Hall) - GA. Kanduhulhoo	GA. Kanduhulhoo	New	1,600,000	6,000,000	400,000
	School Building (Multi Purp. Hall) - GA. Atoll	GA. Kolamaafushi	New	1,500,000	5,625,000	375,000
	Sultan Mohamed School 2 Storey Building - GA. Dhehvadhoo	GA. Dhehvadhoo	New	1,800,000	3,000,000	200,000
	School 2 Classroom, Lab and ICT Building - GDh. Hoandehdhoo	GDh. Hoandehdhoo	New	1,000,000	2,800,000	200,000
	School Building (4 Class & Multi Purp. Hall) - GDh. Vaadhoo	GDh. Vaadhoo	New	1,800,000	6,750,000	450,000
	Const. of 12 classroom block - Addu High	S. Hithadhoo	New	3,600,000	7,800,000	600,000
	Nooraanee School 12 Classroom Building - S. Hithadhoo	S. Hithadhoo	New	2,000,000	9,400,000	600,000

Office	Project name	Location	Status	2021	2022 Approved	2023
	School Building (12 Classroom) - S.Hithadhoo	S.Hithadhoo	New	1,800,000	9,600,000	600,000
	Sharafudin School 3 Storey Building (18 Class) - S.Hithadhoo	S.Hithadhoo	New	3,000,000	16,000,000	1,000,000
	School Building (5 Classroom) - S.Atoll	S.Hulhudhoo	New	1,300,000	4,875,000	325,000
	Irushadhiyya School Building (12 Class, Lab & Office)	S.Maradhoofoeydhoo	New	2,550,000	13,600,000	850,000
	School Blding (2 Class, Health, Counc. & Godown) - S.Feydhoo	S.Feydhoo	New	800,000	3,000,000	200,000
	Sheih Ibrah. School (Hall & Classroom) HA.Kelaa	HA.Kelaa	Tendering	514,952	1,287,381	772,429
	School 3 Storey Building (12 Class & Hall) - Sh.Foakaidhoo	Sh.Foakaidhoo	Tendering	8,550,000	5,400,000	900,000
	Construction of Dharumavantha School	Male' City	Tendering	29,225,972	47,395,957	66,956,445
	CHSE 8 Storey Classroom Block	Male' City	Tendering	20,058,227	4,011,645	1,671,519
	'Const. of a New School in Hulhumale'	Hulhumale'	Tendering	18,000,000	45,628,476	30,000,000
1130	Maldives National University			17,050,000	77,265,000	45,795,000
	Establishment of Medical School	Male' City	On-going	60,000	-	-
	Estab. Of ICT Faculty Building - Fuvamulaku	Fuvamulah City	New	2,000,000	8,545,000	555,000
	Estab. A Tourism Training Facility - L.Atoll	L. Gan	New	13,500,000	40,000,000	30,000,000
	MNU Campus (Extension) - GDh. Thinadhoo	GDh. Thinadhoo	New	350,000	11,830,000	5,070,000
	MNU Campus (Student Accomodation Block) - GDh. Thinadhoo	GDh. Thinadhoo	New	540,000	8,730,000	8,730,000
	MNU Campus (Staff Accomodation Block) - GDh. Thinadhoo	GDh. Thinadhoo	New	300,000	5,760,000	1,440,000
	MNU Green House Building - S.Hithadhoo	S.Hithadhoo	New	300,000	2,400,000	-
1163	Ministry of Health			257,521,648	598,416,530	651,186,805
	Upgrading of Tertiary Hospital - Kulhudhuffushi	HDh.Kulhudhuffushi	On-going	6,273,398	1,990,896	-
	Upgrading of Hospital - R. Ungoofaaru	R. Ungoofaaru	On-going	2,575,499	169,157	-
	Purch. Lab Equipment. - ADh.Dhigurah	ADh.Dhigurah	On-going	1,875,000	1,062,500	1,062,500
	Upgrading MBS Building	Male' City	On-going	4,750,000	250,000	-

Office	Project name	Location	Status	2021	2022	2023
					Approved	
	Upgr. of Health Centre - Th. Vilufushi	Th. Vilufushi	On-going	592,000	-	-
	Upgr. Health Centre & Lab -GDh.Madaveli	GDh. Madaveli	On-going	3,200,000	200,000	-
	Tertiary Hospital -GDh. Thinadhoo	GDh. Thinadhoo	On-going	19,939,024	3,083,567	-
	Upgrading Health Centre - S.Hulhudhoo	S. Hulhudhoo	On-going	3,200,000	200,000	-
	Upgrading of Hospital - Th. Veymandoo	Th. Veymandoo	Retention	117,853	-	-
	Upgrading of Health Centre - HA. Kelaa	HA. Kelaa	New	1,400,000	1,000,000	600,000
	Health Centre Upgrade - HA. Ihavandhoo	HA. Ihavandhoo	New	100,000	7,125,000	7,125,000
	Health Centre Extension - HA. Vashafaru	HA. Vashafaru	New	160,000	400,000	240,000
	Health Centre Extension - HA. Maarandhoo	HA. Maarandhoo	New	477,500	1,193,750	1,828,750
	Health Centre Extension - HA. Filladhoo	HA. Filladhoo	New	1,031,250	3,500,000	226,563
	Dev. of New Tertiary Hospital - GDh. Thinadhoo	HDh. Kulhudhuffushi	New	22,500,000	67,500,000	90,000,000
	Estab. Of Dhamanaveshi - HDh. Kulhudhuffushi	HDh. Kulhudhuffushi	New	3,600,000	-	-
	Const. ER and 10 Consultation Room	HDh. Kulhudhuffushi	New	10,387,423	5,593,228	-
	Health Centre Extension - HDh. Vaikaradhoo	HDh. Vaikaradhoo	New	300,000	2,100,000	2,100,000
	Health Centre Extension - HDh. Makunudhoo	HDh. Makunudhoo	New	455,000	1,137,500	1,907,500
	Upgrading Health Centre (Boundary Wall) - HDh. Finey	HDh. Finey	New	500,000	-	-
	Health Centre New Building - Sh. Kandithemu	Sh. Kandithemu	New	2,200,000	4,400,000	4,400,000
	Health Centre New Building - Sh. Milandhoo	Sh. Milandhoo	New	1,400,000	8,225,000	8,225,000
	Upgrading of Sh. Atoll Hospital	Sh. Funadhoo	New	2,250,000	12,000,000	750,000
	Health Centre New Building - Sh. Goidhoo	Sh. Goidhoo	New	4,290,075	1,278,425	-
	Health Centre New Building - N. Holhudhoo	N. Holhudhoo	New	840,000	3,410,000	750,000
	Health Centre Extension - N. Kendhikulhudhoo	N. Kendhikulhudhoo	New	1,076,000	2,690,000	1,614,000
	Health Centre Extension - N. Maafaru	N. Maafaru	New	455,000	1,137,500	1,907,500

Office	Project name	Status	Location	2021		2022		2023	
				Approved		Approved		Approved	
	Health Centre Extension - R. Hulhudhuffaaruu	New	R. Hulhudhuffaaruu	375,000	937,500	562,500			
	Estab. Of Lab in Health Centre - R. Angolhitheemu	New	R. Angolhitheemu	1,000,000	300,000	-			
	Health Centre New Building - R. Inguraidhoo	New	R. Inguraidhoo	1,675,000	2,912,500	2,912,500			
	Dev. of New Tertiary Hospital - R. Ungoofaaru	New	R. Ungoofaaru	13,396,446	51,447,710	4,465,482			
	Upgr. Health Centre (Store, Garage & Laundry) - R. Vaadhoo	New	R. Vaadhoo	260,000	650,000	390,000			
	Extension of Health Centre - R. Maakurathu	New	R. Maakurathu	500,000	2,300,000	200,000			
	Upgrading Health Centre - R. Meedhoo	New	R. Meedhoo	1,500,000	8,000,000	500,000			
	Health Centre Extension - B. Thulhaadhoo	New	B. Thulhaadhoo	1,385,000	2,212,500	3,402,500			
	Health Centre New Building - Lh. Hinnavaru	New	Lh. Hinnavaru	5,000,000	15,500,000	20,500,000			
	Health Centre Extension - K. Thulusdhoo	New	K. Thulusdhoo	485,000	1,212,500	2,802,500			
	Health Centre New Building - K. Gaafaru	New	K. Gaafaru	3,675,000	2,912,500	2,912,500			
	Health Centre New Building - K. Guraidhoo	New	K. Guraidhoo	335,000	3,582,500	3,582,500			
	Atoll Hospital Extension - AA. Rasdhoo	New	AA. Rasdhoo	440,000	5,280,000	5,280,000			
	Health Centre Extension - AA. Ukulhas	New	AA. Ukulhas	455,000	1,137,500	1,907,500			
	Health Centre Extension - AA. Feridhoo	New	AA. Feridhoo	465,500	1,163,750	698,250			
	Health Centre New Building - AA. Thoddoo	New	AA. Thoddoo	400,000	2,300,000	2,300,000			
	Upgrading Of Hospital - ADh. Mahibadhoo	New	ADh. Mahibadhoo	1,500,000	8,500,000	500,000			
	Upgrading Health Centre - Adh. Mandhoo	New	Adh. Mandhoo	1,500,000	1,156,250	556,250			
	Upgrading Health Centre - Adh. Dhangethi	New	Adh. Dhangethi	2,387,500	556,250	556,250			
	Extension of Health Centre - V. Keyodhoo	New	V. Keyodhoo	2,850,000	150,000	-			
	Health Centre Extension - M. Mulah	New	M. Mulah	455,000	1,137,500	1,907,500			
	Development of Hospital - Fuvamulah	New	Fuvamulah City	5,000,000	12,500,000	12,500,000			
	Health Centre New Building - F. Feeali	New	F. Feeali	840,000	2,780,000	2,780,000			

Office	Project name	Location	Status	2021	2022	2023
					Approved	
	Extension of Th. Atoll Hospital - Th. Veymandoo	Th. Veymandoo	New	440,000	5,000,000	5,300,000
	Health Centre Upgrade & Boundary Wall - Th. Thimarafushi	Th. Thimarafushi	New	1,700,000	5,825,000	6,825,000
	Upgrading Health Centre (Laboratory) - L. Maamendhoo	L. Maamendhoo	New	455,000	1,137,500	1,907,500
	Health Centre Building - GA. Nilandhoo	GA. Nilandhoo	New	200,000	1,900,000	1,900,000
	Upgrading Health Centre (Laboratory) - GA. Nilandhoo	GA. Nilandhoo	New	700,000	300,000	-
	Atoll Hospital Extension - GA. Villingili	GA. Villingili	New	440,000	5,280,000	5,280,000
	Upgrading Health Centre - GA. Maamendhoo	GA. Maamendhoo	New	400,000	1,000,000	1,600,000
	Health Centre Extension - GA. Dhehvadhoo	GA. Dhehvadhoo	New	455,000	1,137,500	1,907,500
	Health Centre Extension - GDh. Fiyoari	GDh. Fiyoari	New	455,000	1,137,500	1,907,500
	Dev. of New Tertiary Hospital - GDh. Thinadhoo	GDh. Thinadhoo	New	22,500,000	67,500,000	90,000,000
	Estab. Of Cath Lab, Pvt Rooms and Hyperbaric Chamber	S. Hithadhoo	New	23,334,390	15,556,260	-
	Health Centre New Building - S. Hulhumeedhoo	S. Hulhumeedhoo	New	1,455,000	1,522,500	1,522,500
	Hospital Extension - HA. Dhiidhoo	HA. Dhiidhoo	Tendering	12,964,455	33,635,412	57,619,800
	Extension of Health Centre - N. Velidhoo	N. Velidhoo	Tendering	4,000,000	25,000,000	40,000,000
	Ext. of N. Atoll Hospital - N. Manadhoo	N. Manadhoo	Tendering	8,500,000	39,739,698	60,000,000
	Health Centre Upgrade - R. Alifushi	R. Alifushi	Tendering	700,000	6,825,000	6,825,000
	Atoll Hospital Extension - B. Eydhafushi	B. Eydhafushi	Tendering	8,836,311	27,904,140	37,205,520
	Health Centre Upgrade - Adh. Maamigili	Adh. Maamigili	Tendering	3,500,000	25,000,000	40,000,000
	Dh. Kudahuvadhoo Hospital New Building	Dh. Kudahuvadhoo	Tendering	11,222,024	38,100,537	59,653,440
	Health Centre New Building - Th. Kandoodhoo	Th. Kandoodhoo	Tendering	440,000	2,780,000	2,780,000
	Health Centre Building - Th. Kinbidhoo	Th. Kinbidhoo	Tendering	5,000,000	8,860,000	-
	Hospital New Building - Th. Vilufushi	Th. Vilufushi	Tendering	8,000,000	25,000,000	35,000,000

Office	Project name	Location	Status	2021	2022 Approved	2023
1202	Ministry of Economic Development			15,000,000	5,000,000	-
	Estab. Of Expat Accomodation Facility - Hulhumale	Hulhumale'	New	15,000,000	5,000,000	-
1215	Ministry of Youth, Sports & Community Empowerment			226,206,050	257,507,858	42,010,068
	Estab. Of Football Training School - Hulhumale	Hulhumale'	On-going	5,000,000	-	-
	Devel. Of Football Ground - HA.Hoarafushi	HA.Hoarafushi	On-going	1,907,151	178,065	-
	Developing Sub base - HA. Thuraakunu	HA. Thuraakunu	On-going	1,122,810	-	-
	Devel. Of Football Ground - HDh.Hanimaadhoo	HDh.Hanimaadhoo	On-going	1,780,651	178,065	-
	Devel. Of Football Ground - HDh.Nolhivaram	HDh.Nolhivaram	On-going	1,780,651	178,065	-
	Devel. Of Football Ground - Kulhudhuffushi	HDh.Kulhudhuffushi	On-going	1,780,651	178,065	-
	Devel. Of Football Ground - Sh.Milandhoo	Sh.Milandhoo	On-going	1,738,600	164,766	-
	Devel. Of Football Ground - Sh.Funadhoo	Sh.Funadhoo	On-going	2,521,002	164,766	-
	Devel. Of Football Ground - Sh.Foakaidhoo	Sh.Foakaidhoo	On-going	1,774,096	168,954	-
	Devel. Of Football Ground - N.Kudafari	N.Kudafari	On-going	1,495,911	143,830	-
	Devel. Of Football Ground - N.Kendhikulhudhoo	N.Kendhikulhudhoo	On-going	1,151,575	-	-
	Devel. Of Football Ground - N.Velidhoo	N.Velidhoo	On-going	1,483,986	139,934	-
	Devel. Of Football Ground - R.Alifushi	R.Alifushi	On-going	2,999,172	250,000	-
	Dev. of Football Ground - R.Maakurathu	R.Maakurathu	On-going	1,538,126	144,869	-
	Dev. of Football Ground - R.Meedhoo	R.Meedhoo	On-going	909,963	-	-
	Devel. Of Football Ground Stadium - R.Dhuvaafaru	R.Dhuvaafaru	On-going	1,718,673	159,646	-
	Upgr. of Football Ground - Lh.Hinnavaru	Lh.Hinnavaru	On-going	868,958	-	-
	Devel. Of Football Ground - Lh.Olhuvelifushi	Lh.Olhuvelifushi	On-going	1,626,317	154,992	-
	Devel. Of Football Ground - K.Maafushi	K.Maafushi	On-going	1,396,009	129,934	-
	Estab. Of Futsal Ground - AA.Rasdhoo	AA.Rasdhoo	On-going	1,771,608	139,774	-

Office	Project name	Location	Status	2021	2022	2023
					Approved	
	Estab. Lighting at Football Ground - AA.Ukulhas	AA.Ukulhas	On-going	800,000	-	-
	Devel. Of Football Ground - Adh.Maamigili	Adh.Maamigili	On-going	536,573	-	-
	Devel. Of Football Ground - V.Keyodhoo	V.Keyodhoo	On-going	1,469,155	134,799	-
	Estab. Of Synthetic Track - K.Male	Male' City	On-going	627,162	-	-
	Devel. Of Football Ground - Fuvamulaku Hoadhandu	Fuvamulah City	On-going	953,717	-	-
	Install. Lighting System at Stadium - Dh.Meedhoo	Dh.Meedhoo	On-going	800,000	-	-
	Estab. Of Futsal Ground - Th.Hirilandhoo	Th.Hirilandhoo	On-going	437,489	-	-
	Sports Infrastructure (Futsal Ground)-Th.Omadhoo	Th.Omadhoo	On-going	375,462	-	-
	Dev. of Football Ground - Th.Vilufushi	Th.Vilufushi	On-going	499,304	-	-
	Devel. Of Football Ground - Th.Thimarafushi	Th.Thimarafushi	On-going	2,304,791	158,057	-
	Devel. Of Football Ground - L.Gan	L.Gan	On-going	347,429	-	-
	Upgrading Zone Stadium - L.Gan	L.Gan	On-going	2,250,000	4,000,000	250,000
	Devel. Of Football Ground - GDh.Thinadhoo	GDh.Thinadhoo	On-going	1,245,815	-	-
	Devel. Of Football Ground - S.Hulhudhoo	S.Hulhudhoo	On-going	1,905,613	178,065	-
	Stadium (FootballGround&Track)-S.Feydhoo	S. Feydhoo	On-going	1,818,180	-	-
	Changing Turf on 3 Futsal Ground - Hulhumale	Hulhumale	Retention	75,010	-	-
	Devel. Of Football Ground - HA.Dhiidhoo	HA.Dhiidhoo	Retention	300,523	-	-
	Devel. Of Football Ground - HDh.Neillaidhoo	HDh.Neillaidhoo	Retention	275,204	-	-
	Estab. Of Futsal Ground - Sh.Lhaimagu	Sh.Lhaimagu	Retention	69,459	-	-
	Estab. Of Indoor Sports Complex - Sh.Milandhoo	Sh.Milandhoo	Retention	42,400	-	-
	Estab. Of Futsal Ground - Sh.Feydhoo	Sh.Feydhoo	Retention	69,420	-	-
	Devel. Of Football Ground - N.Holhudhoo	N.Holhudhoo	Retention	210,345	-	-
	Estab. Of Futsal Ground - R.Innamaadhoo	R.Innamaadhoo	Retention	69,388	-	-

Office	Project name	Location	Status	2021	2022	2023
					Approved	
	Estab. Of Futsal Ground - B.Hithaadhoo	B.Hithaadhoo	Retention	69,388	-	-
	Devel. Futsal Ground (DRC) - K.Himmafushi	K.Himmafushi	Retention	69,604	-	-
	Developing Sub base - K.Guraidhoo	K.Guraidhoo	Retention	78,842	-	-
	Developing Sub base - K.Gulhi	K.Gulhi	Retention	40,713	-	-
	Estab. Rostrum at Football Ground - AA.Maalhoo	AA.Maalhoo	Retention	58,300	-	-
	Estab. Of Futsal Ground - AA.Thoddoo	AA.Thoddoo	Retention	70,336	-	-
	Devel. Swimming Pool - Male City	Male City	Retention	44,939	-	-
	'Development of Swimming Track - Male	Male' City	Retention	427,582	-	-
	Development Of Youth Centre - K.Male	Male' City	Retention	32,510	-	-
	Devel. Futsal Ground - Lonuziyaaraikolhu	Male' City	Retention	69,373	-	-
	Estab. Of Futsal Ground - M.Kolhufushi	M.Kolhufushi	Retention	65,018	-	-
	Estab. Of Futsal Ground - M.Muli	M.Muli	Retention	58,252	-	-
	Development Of Football Ground - F.Nilandhoo	F.Nilandhoo	Retention	207,756	-	-
	Estab. Of Futsal Ground - Th.Kinbidhoo	Th.Kinbidhoo	Retention	45,587	-	-
	Estab. Of Futsal Ground - Th.Veymandoo	Th.Veymandoo	Retention	31,279	-	-
	Estab. Of Futsal Ground - Th.Gaadhiffushi	Th.Gaadhiffushi	Retention	49,986	-	-
	Devel. Of Youth Centre - L.Kalaiddoo	L.Kalaiddoo	Retention	40,900	-	-
	Estab. Of Futsal Ground - L.Gan Mukurimagu	L.Gan	Retention	56,934	-	-
	Dev. Futsal Ground - GA. Kondey	GA. Kondey	Retention	57,500	-	-
	Devel. Of Football Ground - GA.Villingili	GA.Villingili	Retention	345,868	-	-
	Sports Arena Indo Complex - GD.Thinadhoo	GD.Thinadhoo	Retention	12,741	-	-
	Est. of Youth Centre - S. Hithadhoo	S. Hithadhoo	Retention	303,060	-	-
	Estab. Of Football Ground - HA.Baarah	HA.Baarah	New	195,000	520,000	585,000

Office	Project name	Location	Status	2021	2022	2023
					Approved	
	Devel. Of Youth Centre - HA. Baarah	HA. Baarah	New	1,000,000	4,700,000	300,000
	Devel. Of Football Ground Stands - HA. Kelaa	HA. Kelaa	New	2,000,000	100,000	
	Devel. Of Youth Centre - HA. Ihavandhoo	HA. Ihavandhoo	New	2,909,179	2,848,953	303,060
	Estab. Of Futsal Ground - HA. Uligamu	HA. Uligamu	New	1,300,000	520,000	-
	Dev. of Football Ground - HA. Maarandhoo	HA. Maarandhoo	New	1,500,000	5,150,000	350,000
	Estab. Of Football Ground - HA. Muraidhoo	HA. Muraidhoo	New	3,000,000	3,000,000	-
	Stands and Lighting Of Football Ground - HA. Dhiidhoo	HA. Dhiidhoo	New	500,000	200,000	-
	Devel. Of Swimming Track - HDh. Hanimaadhoo	HDh. Hanimaadhoo	New	712,500	37,500	-
	Dev. Of Volley Court - HDh. Neykurendhoo	HDh. Neykurendhoo	New	300,000	400,000	-
	Devel. Of Football Ground - HDh. Neykurendhoo	HDh. Neykurendhoo	New	1,500,000	5,150,000	350,000
	Devel. Of Childrens Park - HDh. Nohivaram	HDh. Nohivaram	New	1,000,000	-	-
	Estab. Of Netball Court - HDh. Kurinbi	HDh. Kurinbi	New	500,000	200,000	-
	Football Ground Boundary Wall-HDh. Kurinbi	HDh. Kurinbi	New	475,000	25,000	-
	Dev. Of Volley Court - HDh. Kulhudhuffushi	HDh. Kulhudhuffushi	New	500,000	200,000	-
	Dev. Of Volley Court - HDh. Kumundhoo	HDh. Kumundhoo	New	300,000	400,000	-
	Repairing Futsal Ground - HDh. Vaikaradhoo	HDh. Vaikaradhoo	New	1,000,000	-	-
	Est. of Youth Centre - HDh. Vaikaradhoo	HDh. Vaikaradhoo	New	1,260,000	3,000,000	420,000
	Devel. Of Handball Court - HDh. Makunudhoo	HDh. Makunudhoo	New	400,000	300,000	-
	Dev. Of Volley Court - HDh. Finey	HDh. Finey	New	500,000	200,000	-
	Upgrading of Football Ground - HDh. Finey	HDh. Finey	New	1,500,000	5,150,000	350,000
	Estab. Of Football Ground - Sh. Kanditheemu	Sh. Kanditheemu	New	3,500,000	3,000,000	-
	Devel. Of Childrens Park - Sh. Milandhoo	Sh. Milandhoo	New	1,000,000	200,000	-
	Dev. Of Volley Court - Sh. Milandhoo	Sh. Milandhoo	New	300,000	600,000	-

Office	Project name	Location	Status	2021	2022	2023
					Approved	
	Estab. Of Turf Football Ground - Sh. Feevah	Sh. Feevah	New	500,000	2,825,000	175,000
	Dev. Of Volley Court - Sh. Funadhoo	Sh. Funadhoo	New	500,000	200,000	-
	Estab. Of Surf Track - N. Lhohi	N. Lhohi	New	250,000	-	-
	Devel. Of Football Ground - N. Miladhoo	N. Miladhoo	New	1,500,000	5,150,000	350,000
	Estab. Of Surf Track - R. Rasmaadhoo	R. Rasmaadhoo	New	250,000	-	-
	Devel. Of Youth Centre - R. Angolhitheemu	R. Angolhitheemu	New	340,000	1,830,000	1,830,000
	Devel. Of Sports Complex - R. Alifushi	R. Alifushi	New	1,352,500	2,823,750	2,823,750
	Estab. Of Football Ground - R. Vaadhoo	R. Vaadhoo	New	3,500,000	3,000,000	-
	Devel. Of Youth Centre - R. Maduvvari	R. Maduvvari	New	2,375,000	62,500	-
	Devel. Of Youth Centre (With Indoor Hall) - R. Dhuvaafaru	R. Dhuvaafaru	New	5,000,000	5,000,000	2,000,000
	Dev. Of Volley Court - B. Kendhoo	B. Kendhoo	New	500,000	200,000	-
	Devel. Turf ground and handball court - B. Kendhoo	B. Kendhoo	New	5,000,000	2,000,000	-
	Devel. Of Football Ground - B. Dharavandhoo	B. Dharavandhoo	New	2,000,000	4,650,000	350,000
	Devel. Of Football Ground - B. Thulhaadhoo	B. Thulhaadhoo	New	1,500,000	5,150,000	350,000
	Dev. Of Volley Court - B. Goidhoo	B. Goidhoo	New	500,000	200,000	-
	Dev. Of Skating Park - B. Goidhoo	B. Goidhoo	New	390,000	650,000	260,000
	Dev. Of Volley Court - Lh. Hinnavaru	Lh. Hinnavaru	New	500,000	200,000	-
	Upg. of Football Ground - Lh. Kurendhoo	Lh. Kurendhoo	New	4,000,000	2,650,000	350,000
	Estab. Of Surf Track - K. Himmafushi	K. Himmafushi	New	250,000	-	-
	Devel. Of Camp Site - K. Huraa	K. Huraa	New	500,000	300,000	-
	Estab. Of Football Ground - K. Kaashidhoo	K. Kaashidhoo	New	3,500,000	3,000,000	-
	Devel. Of Football Ground - K. Dhiffushi	K. Dhiffushi	New	500,000	5,500,000	1,000,000
	Dev. Of Volley Court - K. Thulusdhoo	K. Thulusdhoo	New	500,000	200,000	-

Office	Project name	Location	Status	2021	2022	2023
					Approved	
	Estab. Of Surf Track - K. Thulusdhoo	K. Thulusdhoo	New	250,000	-	-
	Estab. Of Football Ground - AA.Himandhoo	AA.Himandhoo	New	500,000	6,150,000	350,000
	Devel. Of Youth Centre - AA.Himandhoo	AA.Himandhoo	New	1,260,000	3,000,000	420,000
	Estab. Football Ground - AA.Bodufulhadhoo	AA.Bodufulhadhoo	New	1,000,000	5,000,000	200,000
	Devel. Of Youth Centre - AA.Ukulhas	AA.Ukulhas	New	909,179	4,848,953	303,060
	Devel. Of Football Ground - AA.Thoddoo	AA.Thoddoo	New	1,500,000	5,150,000	350,000
	Estab. Of Futsal Ground - Adh.Kunburudhoo	Adh.Kunburudhoo	New	693,878	624,490	69,388
	Devel. Of Football Ground - Villimale	Villimale	New	1,500,000	5,150,000	350,000
	Devel. Of Childrens Park - Villimale	Villimale	New	340,000	-	-
	Dev. Of Volley Court - V. Keyodhoo	V. Keyodhoo	New	500,000	200,000	-
	Dev. Of Volley Court - V. Fulidhoo	V. Fulidhoo	New	1,000,000	200,000	-
	Dev. Of Volley Court - V. Felidhoo	V. Felidhoo	New	500,000	200,000	-
	Development of Henveyru football ground	Male' City	New	1,500,000	5,150,000	350,000
	Estab. Of Indoor Volley Court - Male City	Male' City	New	7,500,000	4,000,000	-
	Estab. Of Futsal Ground - Male Galolhu	Male' City	New	693,878	624,490	69,388
	Upgrading Of Social Centres - Greater Male Region	Male' City	New	1,800,000	600,000	-
	Dev. Of Volley Court - M. Mulah	M. Mulah	New	500,000	200,000	-
	Development Of Youth Centre - M.Mulah	M.Mulah	New	909,179	4,848,953	303,060
	Dev. Of Volley Court - M. Dhiggaru	M. Dhiggaru	New	500,000	200,000	-
	Estab. Of Stadium - Fuvahmulah City	Fuvahmulah City	New	2,000,000	8,000,000	500,000
	Devel of Dhiguvaadu Futsal Ground - Fuvahmulah	Fuvahmulah City	New	2,000,000	4,125,000	350,000
	Devel. Of Football Ground - Fuvamulak Dhoodigan	Fuvahmulah City	New	4,000,000	2,125,000	350,000
	Dev. Of Volley Court - Fuvahmulah City	Fuvahmulah City	New	500,000	200,000	-

Office	Project name	Location	Status	2021	2022	2023
					Approved	
	Estab. Of Surf Track - Fuvahmulah City	Fuvahmulah City	New	250,000	-	-
	Dev. Of Skating Park - Fuvamulak City	Fuvahmulah City	New	390,000	650,000	260,000
	Dev. Indo Sports Complex-Fuvahmulah City	Fuvahmulah City	New	1,600,000	4,000,000	3,400,000
	Dev. Of Volley Court - F. Nilandhoo	F. Nilandhoo	New	500,000	200,000	-
	Devel. Of Youth Centre - F.Magoodhoo	F.Magoodhoo	New	387,500	968,750	581,250
	Dev. Of Volley Court - F. Magoodhoo	F. Magoodhoo	New	500,000	200,000	-
	Devel. Of Indoor Volley Court - F. Feeali	F. Feeali	New	1,547,500	552,500	-
	Sports Infrastructure (FutsalGrnd)-Dh. Hulhudheli	Dh. Hulhudheli	New	693,878	624,490	69,388
	Estab. Of Social Centre - Dh. Bandidhoo	Dh. Bandidhoo	New	2,000,000	1,500,000	500,000
	Estab. Of Futsal Ground - Dh. Bandidhoo	Dh. Bandidhoo	New	693,878	624,490	69,388
	Estab. Of Futsal Ground - Dh. Maaenboodhoo	Dh. Maaenboodhoo	New	693,878	624,490	69,388
	Dev. Of Social Centre - Dh. Maaenboodhoo	Dh. Maaenboodhoo	New	500,000	3,000,000	500,000
	Devel. Of Youth Centre - Dh. Meedhoo	Dh. Meedhoo	New	2,437,500	121,875	-
	Dev. Of Volley Court - Th. Hirilandhoo	Th. Hirilandhoo	New	500,000	200,000	-
	Devel. Of Football Ground - Th. Kandoodhoo	Th. Kandoodhoo	New	1,500,000	5,150,000	350,000
	Dev. of Youth Centre - Th. Vilufushi	Th. Vilufushi	New	387,500	968,750	581,250
	Devel. Of Youth Centre - Th. Veymandoo	Th. Veymandoo	New	909,179	4,848,953	303,060
	Devel. Of Football Ground - Th. Madifushi	Th. Madifushi	New	1,000,000	350,000	-
	Dev. Of Volley Court - Th. Madifushi	Th. Madifushi	New	500,000	200,000	-
	Devel. Of Football Ground - Th. Dhiyamigili	Th. Dhiyamigili	New	1,500,000	5,150,000	350,000
	Dev. Futsal Ground - L. Hithadhoo	L. Hithadhoo	New	693,878	624,490	69,388
	Devel. Of Outdoor Gym - L. Kalaidhoo	L. Kalaidhoo	New	150,000	-	-
	Devel. Of Youth Centre - L. Isdhoo	L. Isdhoo	New	1,260,000	3,000,000	420,000

Office	Project name	Location	Status	2021	2022	2023
					Approved	
	Estab. Of Surf Track - L. Maabaidhoo	L. Maabaidhoo	New	250,000	-	-
	Devel. Of Football Ground - L. Maamendhoo	L. Maamendhoo	New	1,500,000	5,150,000	350,000
	Devel. Of Childrens Park - L. Mundoo	L. Mundoo	New	300,000	500,000	-
	Dev. Of Volley Court - L. Fonadhoo	L. Fonadhoo	New	500,000	200,000	-
	Devel. Of Football Ground - L. Fonadhoo	L. Fonadhoo	New	1,000,000	5,650,000	350,000
	Devel. Of Outdoor Gym - L. Dhanbidhoo	L. Dhanbidhoo	New	150,000	-	-
	Devel. Of Youth Centre - L. Dhanbidhoo	L. Dhanbidhoo	New	387,500	968,750	581,250
	Dev. Of Volley Court - GA. Nilandhoo	GA. Nilandhoo	New	500,000	200,000	-
	Dev. Of Volley Court - GA. Kolamaafushi	GA. Kolamaafushi	New	500,000	200,000	-
	Dev. Of Volley Court - GA. Villingili	GA. Villingili	New	500,000	200,000	-
	Swimming Track - GA. Villingili	GA. Villingili	New	1,000,000	500,000	-
	Upgrading Of Youth Centre - GA. Maamendhoo	GA. Maamendhoo	New	332,500	17,500	-
	Devel. Of Badminton Court - GA. Dhaandhoo	GA. Dhaandhoo	New	1,500,000	500,000	
	Dev. Of Volley Court - GA. Dhaandhoo	GA. Dhaandhoo	New	500,000	200,000	
	Devel. Of Football Ground - GA. Dhaandhoo	GA. Dhaandhoo	New	4,000,000	2,650,000	350,000
	Devel. Of Football Ground - GA. Dhehavadhoo	GA. Dhehavadhoo	New	2,500,000	4,150,000	350,000
	Devel. Of Youth Centre - GDh. Hoandehdhoo	GDh. Hoandehdhoo	New	888,000	2,220,000	2,392,000
	Devel. Of Youth Centre - GDh. Nadella	GDh. Nadella	New	888,000	2,220,000	2,392,000
	Estab. Of Surf Track - GDh. Vaadhoo	GDh. Vaadhoo	New	250,000	-	-
	Devel. Of Youth Centre - GDh. Faresmaathoda	GDh. Faresmaathoda	New	1,475,000	1,187,500	-
	Dev. Of Social Centre - GDh. Fiyaree	GDh. Fiyaree	New	1,000,000	1,800,000	1,200,000
	Upgrading Zone Stadium - GDh. Thinadhoo	GDh. Thinadhoo	New	707,500	3,537,500	2,830,000
	Estab. Of Surf Track - GDh. Gaddhoo	GDh. Gaddhoo	New	250,000	-	-

Office	Project name	Location	Status	2021	2022	2023
					Approved	
	Estab. Of Football Ground - GDh. Gadhdhoo	GDh. Gadhdhoo	New	3,500,000	3,000,000	-
	Devel. Of Football Ground - S. Hithadhoo	S. Hithadhoo	New	1,500,000	5,150,000	350,000
	Football Ground Turfing - S. Maradhoo	S. Maradhoo	New	1,500,000	5,150,000	350,000
	Devel. Of Youth Centre - S. Maradhoo	S. Maradhoo	New	2,000,000	3,700,000	300,000
	Devel. Of Indoor Volley Court - S. Maradhoo Feydhoo	S. Maradhoo Feydhoo	New	2,000,000	2,000,000	200,000
	Development of Youth Centre - S. Meedhoo	S. Meedhoo	New	1,260,000	3,150,000	1,890,000
	Upgrading Of Futsal Ground - S. Meedhoo	S. Meedhoo	New	225,000	127,500	-
	Dev. Of Volley Court - S. Feydhoo	S. Feydhoo	New	500,000	200,000	-
	Devel. Of Stadium - S. Feydhoo	S. Feydhoo	New	1,470,000	7,840,000	490,000
	Development Of Sports Complex - S. Feydhoo	S. Feydhoo	New	1,600,000	4,000,000	3,400,000
	Developing Sub base - HA. Ihavandhoo	HA. Ihavandhoo	Awarded	600,000	-	-
	Turfing Football Stadium - HA. Ihavandhoo	HA. Ihavandhoo	Awarded	1,780,651	178,065	-
	Devel. Of Football Ground - N. Manadhoo	N. Manadhoo	Awarded	2,000,000	795,479	-
	Devel. Of Football Ground - N. Maafaru	N. Maafaru	Awarded	1,500,000	5,150,000	350,000
	Turfing Football Ground - K. Guraidhoo	K. Guraidhoo	Awarded	1,299,343	129,934	-
	Turfing Football Ground - K. Gulhi	K. Gulhi	Awarded	1,345,500	134,550	-
	Recla & Dev. Football Ground - Fenfushi	Adh. Fenfushi	Awarded	738,487	-	-
	Devel. Of Football Ground - M. Dhiggaru	M. Dhiggaru	Awarded	2,250,000	2,000,000	-
	Devel. Of Outdoor Gym - HA. Baarah	HA. Baarah	Tendering	75,000	-	-
	Estab. Of Outdoor Gym - HA. Thakandhoo	HA. Thakandhoo	Tendering	75,000	-	-
	Estab. Of Outdoor Gym - HDh. Neykurendhoo	HDh. Neykurendhoo	Tendering	75,000	-	-
	Estab. Of Outdoor Gym - Kulhudhuffushi	HDh. Kulhudhuffushi	Tendering	75,000	-	-
	Estab. Of Outdoor Gym - HDh. Kumundhoo	HDh. Kumundhoo	Tendering	75,000	-	-

Office	Project name	Location	Status	2021	2022	2023
					Approved	
	Estab. Of Outdoor Gym - HDh. Vaikaradhoo	HDh. Vaikaradhoo	Tendering	75,000	-	-
	Devel. Of Outdoor Gym - Sh. Kanditheemu	Sh. Kanditheemu	Tendering	75,000	-	-
	Devel. Of Outdoor Gym - Sh. Foakaidhoo	Sh. Foakaidhoo	Tendering	75,000	-	-
	Devel. Of Outdoor Gym - N. Henbadhoo	N. Henbadhoo	Tendering	75,000	-	-
	Devel. Of Outdoor Gym - N. Kudafari	N. Kudafari	Tendering	75,000	-	-
	Devel. Of Outdoor Gym - N. Velidhoo	N. Velidhoo	Tendering	75,000	-	-
	Estab. Of Outdoor Gym - N. Manadhoo	N. Manadhoo	Tendering	75,000	-	-
	Estab. Of Outdoor Gym - N. Maalhendhoo	N. Maalhendhoo	Tendering	75,000	-	-
	Estab. Of Outdoor Gym - N. Maafaru	N. Maafaru	Tendering	75,000	-	-
	Estab. Of Outdoor Gym - R. Hulhudhuffaaru	R. Hulhudhuffaaru	Tendering	75,000	-	-
	Devel. Of Outdoor Gym - R. Innamaadhoo	R. Innamaadhoo	Tendering	75,000	-	-
	Devel. Of Outdoor Gym - R. Inguraidhoo	R. Inguraidhoo	Tendering	75,000	-	-
	Devel. Of Outdoor Gym - R. Ungoofaaru	R. Ungoofaaru	Tendering	75,000	-	-
	Devel. Of Outdoor Gym - R. Maduvvari	R. Maduvvari	Tendering	75,000	-	-
	Estab. Of Outdoor Gym - R. Meedhoo	R. Meedhoo	Tendering	75,000	-	-
	Devel. Of Outdoor Gym - R. Fainu	R. Fainu	Tendering	75,000	-	-
	Devel. Of Outdoor Gym - B. Kamadhoo	B. Kamadhoo	Tendering	75,000	-	-
	Devel. Of Outdoor Gym - B. Goidhoo	B. Goidhoo	Tendering	75,000	-	-
	Devel. Of Outdoor Gym - K. Himmafushi	K. Himmafushi	Tendering	75,000	-	-
	Estab. Of Outdoor Gym - K. Maafushi	K. Maafushi	Tendering	75,000	-	-
	Devel. Of Outdoor Gym - K. Dhiffushi	K. Dhiffushi	Tendering	75,000	-	-
	Estab. Of Outdoor Gym - K. Thulusdhoo	K. Thulusdhoo	Tendering	75,000	-	-
	Devel. Of Outdoor Gym - AA. Himandhoo	AA. Himandhoo	Tendering	75,000	-	-

Office	Project name	Location	Status	2021	2022 Approved	2023
	Devel. Of Outdoor Gym - AA. Ukulhas	AA. Ukulhas	Tendering	75,000	-	-
	Estab. Of Outdoor Gym - AA. Thoddoo	AA. Thoddoo	Tendering	75,000	-	-
	'Devel. Of Outdoor Gym - Villimale	Villimale'	Tendering	75,000	-	-
	Estab. Of Outdoor Gym - M. Naalaafushi	M. Naalaafushi	Tendering	75,000	-	-
	Devel. Of Outdoor Gym - M. Veyvah	M. Veyvah	Tendering	75,000	-	-
	Devel. Of Outdoor Gym - F. Feeali	F. Feeali	Tendering	75,000	-	-
	Devel. Of Outdoor Gym - F. Dharanboodhoo	F. Dharanboodhoo	Tendering	75,000	-	-
	Devel. Of Football Ground - Dh. Kudahuvadhoo	Dh. Kudahuvadhoo	Tendering	2,538,768	158,057	-
	Devel. Of Outdoor Gym - Dh. Meedhoo	Dh. Meedhoo	Tendering	75,000	-	-
	Devel. Of Outdoor Gym - Th. Hirilandhoo	Th. Hirilandhoo	Tendering	75,000	-	-
	Devel. Of Outdoor Gym - Th. Kandoodhoo	Th. Kandoodhoo	Tendering	75,000	-	-
	Estab. Of Outdoor Gym - Th. Kinbidhoo	Th. Kinbidhoo	Tendering	75,000	-	-
	Devel. Of Outdoor Gym - L. Hithadhoo	L. Hithadhoo	Tendering	75,000	-	-
	Devel. Of Outdoor Gym - L. Isdhoo	L. Isdhoo	Tendering	75,000	-	-
	Devel. Of Football Ground - L. Isdhoo	L. Isdhoo	Tendering	1,000,000	-	-
	Estab. Of Outdoor Gym - L. Maabaidhoo	L. Maabaidhoo	Tendering	75,000	-	-
	Devel. Of Outdoor Gym - L. Maavah	L. Maavah	Tendering	75,000	-	-
	Devel. Of Outdoor Gym - GA. Kanduhulhuthoo	GA. Kanduhulhuthoo	Tendering	75,000	-	-
	Estab. Of Outdoor Gym - GA. Kondey	GA. Kondey	Tendering	75,000	-	-
	Devel. Of Outdoor Gym - GA. Kolamaafushi	GA. Kolamaafushi	Tendering	75,000	-	-
	Estab. Of Outdoor Gym - GA. Dhaandhoo	GA. Dhaandhoo	Tendering	75,000	-	-
	Devel. Of Outdoor Gym - GDh. Hoandeddhoo	GDh. Hoandeddhoo	Tendering	75,000	-	-
	Estab. Of Outdoor Gym - GDh. Thinadhoo	GDh. Thinadhoo	Tendering	75,000	-	-

Office	Project name	Location	Status	2021	2022 Approved	2023
	Estab. Of Outdoor Gym - GDh. Gahdhoo	GDh. Gahdhoo	Tendering	75,000	-	-
	Estab. Of Outdoor Gym - S. Maradhoo Feydhoo	S. Maradhoo Feydhoo	Tendering	75,000	-	-
1224	Ministry of National Planning, Housing and Infrastructure			2,146,590,706	4,570,214,500	3,875,439,231
	Insatll Road Speed Breakers-Kulhudhuffushi	HDh. Kulhudhuffushi	New	1,300,000	-	-
	Contruction of MNPI Office Building	Hulhumale'	On-going	27,870,984	46,451,637	9,290,327
	Development of 1500 Housing Units - Ph2	Hulhumale, GA. Villingili, GDh. Hoandehdhoo, GDh. Madaveli, GDh. Thinadhoo, GDh. Gahdhoo, Fuvahmulah City, S. Hithadhoo, S. Hulhumeedhoo	On-going	1,589,818	-	-
	Estab. Of Airport - HA. Hoarafushi	HA. Hoarafushi	On-going	9,551,100	-	-
	Harbor Upgrading - HA. Ihavandhoo	HA. Ihavandhoo	On-going	9,181,009	24,160,551	14,496,330
	Water and Sewerage Network - HA. Uligamu	HA. Uligamu	On-going	8,533,234	7,679,911	853,323
	Habour Construction - HA. Molhadhoo	HA. Molhadhoo	On-going	3,280,477	8,201,193	4,920,716
	Estab. Water & Sewerage System - HA. Filladhoo	HA. Filladhoo	On-going	4,657,843	11,644,606	6,986,764
	Installing street lights in 250 housing units - HA. Dhiidhoo	HA. Dhiidhoo	On-going	3,556,136	2,570,700	428,450
	Harbor Upgrading - HDh. Hanimaadhoo	HDh. Hanimaadhoo	On-going	9,561,187	26,558,852	15,935,311
	Developing Roads - HDh. Hanimaadhoo	HDh. Hanimaadhoo	On-going	8,500,108	22,368,704	13,421,223
	Upgrading of Habour - HDh. Nellaidhoo	HDh. Nellaidhoo	On-going	6,138,334	16,153,510	9,692,106
	Water Supply System - HDh. Nohivaram	HDh. Nohivaram	On-going	8,442,365	7,598,129	844,237
	Repair Of 40 Housing units - HDh. Kulhudhuffushi	HDh. Kulhudhuffushi	On-going	8,260,443	11,616,869	8,518,848
	Harbour Expansion Project - Kulhudhuffushi	HDh. Kulhudhuffushi	On-going	20,644,868	51,612,169	30,967,302
	Dev. Of Airport - HDh. Kulhudhuffushi	HDh. Kulhudhuffushi	On-going	21,504,818	-	-
	Upgrading of Habour - Sh. Komandoo	Sh. Komandoo	On-going	1,722,582	4,306,455	2,583,873
	Developing Roads - Sh. Milandhoo	Sh. Milandhoo	On-going	11,970,539	47,112,120	53,202,395

Office	Project name	Location	Status	2021	2022	2023
				Approved		
	Reconstruction of Harbour - Sh. Feevah	Sh. Feevah	On-going	5,090,275	12,725,686	7,635,412
	Estab. Of Airport (With Recalimation) - Sh. Funadhoo	Sh. Funadhoo	On-going	16,687,876	-	-
	Estab. Sewerage System - Sh. Foakaidhoo	Sh. Foakaidhoo	On-going	7,876,813	7,089,132	787,681
	Developing Harbour - N. Henbadhoo	N. Henbadhoo	On-going	1,032,312	2,580,780	-
	Water and Sewerage Systm-Kendhikuhdhoo	N. Kendhikuhdhoo	On-going	20,783,422	18,705,080	2,078,342
	Upgrading of Harbour - N. Miladhoo	N. Miladhoo	On-going	6,325,695	16,646,566	9,987,940
	Upgrading of Harbour- N. Landhoo	N. Landhoo	On-going	6,854,992	18,039,454	10,823,672
	Upgrading of Harbour - R. Rasmadhoo	R. Rasmadhoo	On-going	4,526,182	11,315,455	6,789,273
	Upgrading of Harbour - R. Rasgetheemu	R. Rasgetheemu	On-going	7,045,512	18,540,821	11,124,493
	Water and Sewerage System - R. Kinolhas	R. Kinolhas	On-going	13,820,414	12,438,372	1,382,041
	R. Angolhitheem Harbor Upgrading	R. Angolhitheemu	On-going	7,489,329	19,708,759	11,825,256
	Water Supply System - R. Alifushi	R. Alifushi	On-going	5,960,244	5,364,220	596,024
	Developing Roads - R. Ungoofaaru	R. Ungoofaaru	On-going	4,258,117	10,645,292	6,387,175
	Harbour Construction - R. Maduvvari	R. Maduvvari	On-going	8,538,616	22,470,041	13,482,025
	Developing Roads - R. Dhuvaafaru	R. Dhuvaafaru	On-going	10,779,738	29,943,716	17,966,230
	Road Construction - B. Eydhafushi	B. Eydhafushi	On-going	6,540,050	11,350,125	4,810,075
	Developing Harbour - B. Fulhadhoo	B. Fulhadhoo	On-going	4,719,263	11,798,158	7,078,895
	Developing Harbour - B. Fehendhoo	B. Fehendhoo	On-going	5,352,189	13,380,473	8,028,284
	Const. of 100 Housing units-B. Thulhaadhoo	B. Thulhaadhoo	On-going	6,395,027	3,984,143	-
	B. Goidhoo Water & Sewerage System	B. Goidhoo	On-going	17,997,697	16,197,927	1,799,770
	Const. of 100 Housing Units in Lh. Naifaru (Equity Comp)	Lh. Naifaru	On-going	8,711,699	3,613,733	-
	Micro grid desalination Plant	K. Kaashidhoo, Lh. Olhuvelifushi, HA. Kela, R. Alifushi, GA. Dhaandhoo	On-going	4,975,451	4,477,906	497,545

Office	Project name	Location	Status	2021	2022	2023
					Approved	
	Land Reclamation - K.Maafushi	K.Maafushi	On-going	30,162,211	16,502,439	-
	Land Reclamation - K.Guraidhoo	K.Guraidhoo	On-going	27,310,522	27,310,522	3,559,002
	Land Reclamation - K.Gulhifalhu	K.Gulhifalhu	On-going	53,970,000	-	-
	Developing Roads - Adh.Maamigili	Adh.Maamigili	On-going	10,136,369	37,542,109	26,279,476
	Harbor Construction - ADh. Dhidhdhoo	ADh. Dhidhdhoo	On-going	2,997,022	7,492,555	4,495,533
	Construction of T-Jetty - V.Rakeedhoo	V.Rakeedhoo	On-going	3,362,109	8,405,272	5,043,163
	Renovating Min. Of Foreign Affaris	Male' City	On-going	300,000	-	-
	Storm Water Development and Maintenance (Male') Phase 4	Male' City	On-going	400,000	1,000,000	600,000
	Const. of 150 Housing Units -M.Kolhufushi	M.Kolhufushi	On-going	28,687,500	22,312,500	3,187,500
	Reconstruction of Harbour - M.Veyvah	M.Veyvah	On-going	6,758,754	17,786,194	10,671,716
	Fuvahmulah Flat area Landscape and fence	Fuvahmulah City	On-going	955,889	-	-
	Road Construction - Fuvahmulah City	Fuvahmulah City	On-going	21,340,519	45,466,272	50,000,000
	Water & Sewerage System - F. Magoodhoo	F. Magoodhoo	On-going	9,674,887	8,707,398	967,489
	Harbor Upgrading - F.Dharanboodhoo	F.Dharanboodhoo	On-going	6,141,258	16,161,204	9,696,722
	Upgrading of Harbour - Dh.Hulhudheli	Dh.Hulhudheli	On-going	8,257,485	21,730,224	13,038,134
	Water and Sewerage System -Th.Thakandhoo	Th.Kandoodhoo	On-going	6,276,170	5,648,553	627,617
	Water and Sewerage System -Th.Kinbidhoo	Th.Kinbidhoo	On-going	12,214,485	10,993,037	1,221,449
	Harbour Construction - Th.Omadhoo	Th.Omadhoo	On-going	1,188,709	475,484	-
	Water and Sewerage System - Th.Vandhoo	Th.Vandhoo	On-going	7,161,455	6,445,309	716,145
	Road Construction - Th. Thimarafushi	Th. Thimarafushi	On-going	9,538,733	26,496,479	15,897,888
	Const. of 100 Housing Units-Thimarafushi	Th. Thimarafushi	On-going	1,956,520	3,575,513	-
	Reconstruction of Harbour - Th. Guraidhoo	Th. Guraidhoo	On-going	8,214,664	21,617,538	12,970,523
	Upgrading of Harbour - L.Isdhoo	L.Isdhoo	On-going	7,245,711	19,067,661	11,440,597

Office	Project name	Location	Status	2021	2022	2023
					Approved	
	Estab. Water System - L.Maavah	L. Maavah	On-going	10,385,272	7,162,494	1,054,165
	Construction of Breakwater - L. Maavah	L. Maavah	On-going	3,611,361	1,268,800	-
	Road Construction - L. Fonadhoo	L. Fonadhoo	On-going	5,740,549	14,351,372	8,610,823
	L. Fonadhoo Water Supply System	L. Fonadhoo	On-going	1,500,000	-	-
	Breakwater project - GA. Maamendhoo	GA. Maamendhoo	On-going	3,597,463	8,993,659	5,396,195
	Dev. Of Airport - GDh. Maavarulu	GDh. Maavarulu	On-going	20,181,579	-	-
	Museum Park - GDh. Thinadhoo	GDh. Thinadhoo	On-going	456,066	-	-
	Road Construction - GDh. Gaddhoo	GDh. Gaddhoo	On-going	13,110,755	34,934,460	33,990,848
	Developing Roads in 4 Islands - Addu City	S. Hithadhoo, S. Feydhoo, S. Maradhoo, S. Maradhoo Feydhoo	On-going	11,625,446	35,860,837	30,140,044
	Development of MIFCO Harbour, Phase 1 - S. Hulhumeedhoo	S. Hulhudhoo	On-going	12,305,633	34,182,314	20,509,388
	Developing Harbour - S. Hulhudhoo	S. Hulhudhoo	On-going	9,657,837	26,827,326	16,096,395
	Developing Roads - S. Hulhudhoo & Meedhoo	S. Hulhudhoo, S. Meedhoo	On-going	3,992,034	9,980,086	5,988,052
	Harbour Construction - S. Maradhoo Feydhoo	S. Maradhoo Feydhoo	On-going	2,180,341	5,450,853	-
	Upgr. Harbour and Revetment - S. Meedhoo	S. Meedhoo	On-going	2,700,062	6,750,155	-
	Harbor Project (Phase II)- HA. Kelaa	HA. Kelaa	Retention	872,300	-	-
	Const. of 396 Housing Units in HDH and HA	HDh. Nohivaranfaru	Retention	1,911,883	-	-
	Upgrading of Harbour - Sh. Noomaraa	Sh. Noomaraa	Retention	543,922	-	-
	Const. Of Covid Health Facility - Sh. Funadhoo	Sh. Funadhoo	Retention	629,478	-	-
	N. Landhoo Sewerage Sytem	N. Landhoo	Retention	1,908,718	-	-
	Const. Of Covid Regional Centre - B. Eydhafushi	B. Eydhafushi	Retention	660,458	-	-
	Construction of a Housing Unit in Lh. Olhuvelifushi	Lh. Olhuvelifushi	Retention	49,389	-	-
	K. Huraa Land Reclamation & revetment (Ph2)	K. Huraa	Retention	1,860,000	-	-

Office	Project name	Location	Status	2021	2022	2023
					Approved	
	Developing Entrance Channel - K.Kaashidhoo	K.Kaashidhoo	Retention	83,200	-	-
	Developing Harbour - AA.Himandhoo	AA.Himandhoo	Retention	2,496,838	-	-
	V. Keyodhoo Harbor (Phase 2)	V.Keyodhoo	Retention	1,515,449	-	-
	V. Felidhoo Harbour	V.Felidhoo	Retention	925,435	-	-
	Const. Of Covid Quarantine Facility - Fuvamulah	Fuvamulah City	Retention	15,644	-	-
	Developing Breakwater - F.Bileidhoo	F.Bileidhoo	Retention	240,144	-	-
	Harbour Construction - Dh.Rinbudhoo	Dh.Rinbudhoo	Retention	3,006,782	-	-
	Developing Harbour - Th.Madifushi	Th.Madifushi	Retention	1,350,000	-	-
	Completion of Breakwater - Th. Madifushi	Th. Madifushi	Retention	158,565	-	-
	Harbour Entrance Channel - L.Maabaiddhoo	L.Maabaiddhoo	Retention	560,873	-	-
	Provision of utilities for 50 housing units	L.Fonadhoo	Retention	49,389	-	-
	Const. Of Covid Regional Centre - L.Gan	L.Gan	Retention	128,175	-	-
	Dev. of Quay Wall - GA. Kanduhuludhoo	GA. Kanduhuludhoo	Retention	1,017,278	-	-
	Developing Harbour - GA.Villingili	GA.Villingili	Retention	1,396,771	-	-
	Harbor Project Ph 2 - GA. Villingili	GA. Villingili	Retention	532,661	-	-
	Const. Of Covid Health Facility - GA.Villingili	GA.Villingili	Retention	305,654	-	-
	Est. Of Covid Emergency Facility - GDh.Thinadhoo	GDh.Thinadhoo	Retention	191,040	-	-
	Ice Plant Jetty Construction - GDh. Thinadhoo	GDh. Thinadhoo	Retention	1,055,839	-	-
	Developing Harbour (2nd Phase) - GDh.Gahdhoo	GDh.Gahdhoo	Retention	1,710,377	-	-
	Developing Regional Hospital - S.Hithadhoo	S.Hithadhoo	Retention	1,939,830	-	-
	Const. Of Covid Quarantine Facility - S.Hithadhoo	S.Hithadhoo	Retention	120,000	-	-
	Reconstruction of Harbour - S.Maradhoo	S.Maradhoo	Retention	786,340	-	-
	Reconstruction of Breakwater - S.Maradhoo	S.Maradhoo	Retention	1,412,368	-	-

Office	Project name	Location	Status	2021	2022	2023
					Approved	
	Coastal Protection - HA. Hoarafushi	HA. Hoarafushi	New	6,329,286	14,118,757	1,411,876
	Developing Harbour - HA. Baarah	HA. Baarah	New	1,000,000	22,206,275	22,206,275
	Land Reclamation - HA. Dhiidhoo	HA. Dhiidhoo	New	350,000	-	-
	Road Construction - HA. Dhiidhoo	HA. Dhiidhoo	New	2,000,000	5,000,000	8,000,000
	Estab. Drainage System - HA. Dhiidhoo	HA. Dhiidhoo	New	1,000,000	6,799,778	5,000,000
	Coastal Protection - HA. Dhiidhoo	HA. Dhiidhoo	New	5,169,784	11,532,254	1,153,225
	Upgrading of Airport - Hdh. Hanimaadhoo	Hdh. Hanimaadhoo	New	3,747,049	9,000,000	8,400,000
	Jetty Construction - HDh. Kulhudhuffushi	HDh. Kulhudhuffushi	New	3,000,000	1,500,000	-
	Estab. Drainage System - Kulhudhuffushi	HDh. Kulhudhuffushi	New	1,000,000	10,000,000	2,500,000
	Const. Of Office Complex - HDh. Kulhudhuffushi	HDh. Kulhudhuffushi	New	8,000,000	11,000,000	1,000,000
	Estab. Drainage System - HDh. Vaikaradhoo	HDh. Vaikaradhoo	New	1,000,000	750,000	750,000
	Development of slipway - HDh. Makunodhoo	HDh. Makunodhoo	New	1,000,000	2,500,000	2,500,000
	Repairing Harbour - Sh. Narudhoo	Sh. Narudhoo	New	500,000	18,500,000	1,000,000
	Devel. Swimming Area - Sh. Komandoo	Sh. Komandoo	New	2,000,000	100,000	-
	Developing Harbour - Sh. Maauugoodhoo	Sh. Maauugoodhoo	New	3,000,000	29,500,000	7,500,000
	Developing Central Ferry Terminal - Sh. Funadhoo	Sh. Funadhoo	New	1,000,000	6,500,000	3,900,000
	Developing Slipway - N. Kendhikulhudhoo	N. Kendhikulhudhoo	New	1,000,000	2,500,000	2,500,000
	Development Of Slipway - N. Velidhoo	N. Velidhoo	New	1,000,000	2,500,000	2,500,000
	Developing Jetty - N. Fohdhoo	N. Fohdhoo	New	1,000,000	3,633,571	5,450,357
	Coastal Protection - R. Hulhudhuffaaruu	R. Hulhudhuffaaruu	New	1,265,903	1,188,877	-
	Estab. Of Cultural Centre - R. Rasgetheemu	R. Rasgetheemu	New	352,500	2,823,750	2,823,750
	Coastal Protection - R. Ungooaaruu	R. Ungooaaruu	New	911,375	5,911,724	3,941,149
	Coastal Protection - R. Maduvvari	R. Maduvvari	New	1,301,382	9,760,366	4,566,202

Office	Project name	Location	Status	2021	2022	2023
					Approved	
	Coastal Protection - R.Faniu	R.Faniu	New	840,417	5,451,447	3,634,298
	Devel. Of Breakwater and Harbour - R.Dhuvaafaru	R.Dhuvaafaru	New	1,000,000	31,000,000	8,000,000
	Coastal Protection - B.Kudarikilu	B.Kudarikilu	New	3,652,071	3,429,853	354,096
	Coastal Protection - B.Maalhoh	B.Maalhoh	New	2,057,364	9,463,874	3,428,940
	Coastal Protection - B.Dharavandhoo	B.Dharavandhoo	New	3,732,174	3,505,082	361,863
	Estab. Causeway - B.Goldhoo & Fehendhoo	B.Goldhoo	New	210,000	5,000,000	1,316,250
	Devel. Of Ferry Terminal - Lh.Naifaru	Lh.Naifaru	New	2,000,000	2,000,000	200,000
	Coastal Protection - K.Himmafushi	K.Himmafushi	New	1,050,000	3,500,000	2,100,000
	Estab. Water & Sewerage System - K.Huraa	K.Huraa	New	350,000	-	-
	Upgrading Sewerage System - K.Guraidhoo	K.Guraidhoo	New	3,424,698	3,805,220	380,522
	Upgrading Water System - Addu City	Addu City	New	1,700,000	4,252,000	2,550,000
	National Social Housing Project	Multiple Islands	New	496,130,205	474,138,984	574,138,984
	Estab. Of High Speed Ferry System - North Region	Multiple Islands	New	52,500,000	21,000,000	-
	Dev. Of Domestic Airports on Multiple Islands	Multiple Islands	New	50,000,000	46,243,332	50,000,000
	Upgrading Sewerage System - AA.Rasdhoo	AA.Rasdhoo	New	3,378,228	6,121,772	500,000
	Coastal Protection - Adh.Kunburudhoo	Adh.Kunburudhoo	New	2,613,189	30,000,000	4,355,314
	Coastal Protection - Adh.Dhigurah	Adh.Dhigurah	New	1,000,000	13,925,000	75,000
	Development Of Slipway - V.Rakeedhoo	V.Rakeedhoo	New	1,000,000	2,500,000	2,500,000
	Coastal Protection - V.Rakeedhoo	V.Rakeedhoo	New	3,846,632	3,612,576	372,960
	Repairing Male' Hiya - Male' City	Male' City	New	5,000,000	-	-
	Building 2 Parkings Buildings	Male' City	New	7,500,000	7,500,000	7,500,000
	Repairing Shinamale Flats - Male' City	Male' City	New	4,000,000	-	-
	Developing Jetty - M.Raaymandhoo	M.Raaymandhoo	New	1,000,000	4,152,512	1,779,648

Office	Project name	Location	Status	2021	2022	2023
					Approved	
	Coastal Protection - M.Maduvari	M.Maduvari	New	1,167,931	8,759,479	4,097,956
	Expan. of Harbour & Const. of Entrance Channel - HA.Uligamu	M.Mulah	New	3,761,500	15,238,500	1,000,000
	Coastal Protection - M.Muli	M.Muli	New	2,733,268	6,097,110	6,514,770
	Estab. Drainage System - Dh.Kudahuvadhoo	Dh.Kudahuvadhoo	New	1,000,000	10,375,000	5,187,500
	Regional Harbor Dev. Study -Kudahuvadhoo	Dh.Kudahuvadhoo	New	4,000,000	11,160,000	7,440,000
	Upgrading Harbour -Th.Buruni	Th.Buruni	New	1,000,000	19,000,000	10,000,000
	Land Reclamation & Devel. Beach - Th.Kinbidhoo	Th.Kinbidhoo	New	1,000,000	38,700,000	24,800,000
	Estab. Drainage System - Th.Veymandoo	Th.Veymandoo	New	1,000,000	4,500,000	9,000,000
	Estab. Drainage System - Th.Thimarafushi	Th.Thimarafushi	New	400,000	4,350,000	250,000
	Upgrading Harbour - L.Maamendhoo	L.Maamendhoo	New	1,000,000	19,000,000	10,000,000
	Const. of Cancer Hospital - L.Gan	L.Gan	New	5,551,200	27,756,000	3,855,000
	Land Reclamation - GA.Kolamaafushi	GA.Kolamaafushi	New	1,000,000	10,012,000	30,000,000
	Bridge Const. Study GA.Villingili-Kooddoo	GA. Villingili	New	1,000,000	-	-
	Harbor Project Ph 3 - GA. Villingili	GA. Villingili	New	5,000,000	37,477,349	24,900,000
	Estab. Sewerage System for New Settlement - GA.Villingili	GA.Villingili	New	3,600,000	9,000,000	5,400,000
	Road Construction - GA.Gemanafushi	GA.Gemanafushi	New	1,000,000	6,000,000	8,000,000
	Estab. Electricity, Water & Sewerage System - GDh.Thinadhoo	GDh.Thinadhoo	New	10,500,000	29,400,000	2,100,000
	Land Reclamation for Industrial Zone - GDh.Thinadhoo	GDh.Thinadhoo	New	5,000,000	14,000,000	1,000,000
	Estab. Regional Harbour - GDh. Thinadhoo	GDh. Thinadhoo	New	1,000,000	6,500,000	3,900,000
	Estab. Visitors Centre & Public Toilets - S.Hulhudhoo	S.Hulhudhoo	New	600,000	1,700,000	1,700,000
	Upgrading of Airport - S.Gan	S.Gan	New	1,134,783	1,200,000	-
	Upgrading of Habour - Sh.Bileffahi	Sh.Bileffahi	Awarded	6,305,604	16,593,696	9,956,218
	Upgr. Habour&Shore Protection-Sh.Lhaimagu	Sh.Lhaimagu	Awarded	8,700,847	22,896,966	13,738,179

Office	Project name	Location	Status	2021	2022	2023
					Approved	
	Upgrading of Harbour - Sh.Feydhoo	Sh.Feydhoo	Awarded	6,612,421	17,401,107	10,440,664
	Sh. Foakaidhoo Harbor Upgrading	Sh.Foakaidhoo	Awarded	9,644,843	26,791,231	16,074,739
	Coastal Protection - B.Dhonfanu	B.Dhonfanu	Awarded	1,000,000	3,394,551	11,315,172
	Harbor Project (Phase II)- K. Himmafushi	K. Himmafushi	Awarded	4,710,598	11,776,495	7,065,897
	Harbor Upgrading - ADh. Hangnaameedhoo	ADh. Hangnaameedhoo	Awarded	5,852,108	15,400,285	9,240,171
	Harbour Construction - ADh.Mandhoo	ADh.Mandhoo	Awarded	8,153,311	21,456,083	12,873,650
	Upgrading of Harbour - Dh.Meedhoo	Dh.Meedhoo	Awarded	7,824,694	20,591,299	12,354,779
	Provision of Water Supply & Sewerage Project	HA. Baarah, HA. Kelaa, HDh. Vaikaradhoo, Sh. Lhaimagu, Sh. Funadhoo, N. Manadhoo, Lh. Kurendhoo, K. Kaashidhoo, K. Gaafaru, AA. Maalhos, AA. Thoddo, Adh. Dhangethi, Adh. Dhigurah, V. Fulidhoo, V. Felidhoo, V. Thinadhoo, M. Maduvvari, M. Muli, M. Kolhufushi, F. Bilehdhoo, F. Dharanboodhoo, Dh. Bandidhoo, Dh. Meedhoo, Th. Hirilandhoo, L. Isdhoo, L. Kalaidhoo, L. Maabaidhoo, L. Gan, L. Maamendhoo, GA. Maamendhoo, GA. Dhaandhoo, GA. Gemanafushi, GDh. Hoandehdhoo, GDh. Madaveli, GDh. Faresmaathodaa	Tendering	12,674,846	28,700,000	43,700,000
		HA.lhavandhoo	Tendering	8,808,923	38,647,731	15,000,000
		HA.Utheemu	Tendering	5,635,000	14,087,500	8,452,500
		HA.Uligamu	Tendering	200,000	10,720,000	16,080,000
		HA.Muraidhoo	Tendering	1,403,628	14,036,279	14,036,279
		HA.Molhadhoo	Tendering	7,341,600	19,320,000	11,592,000
		HA.Dhiidhoo	Tendering	10,320,180	13,760,240	20,640,360
		HA. Dhiidhoo	Tendering	200,000	6,450,000	350,000
	Land Reclamation - HA.lhavandhoo	HA.lhavandhoo	Tendering	8,808,923	38,647,731	15,000,000
	Estab. Water System - HA.Utheemu	HA.Utheemu	Tendering	5,635,000	14,087,500	8,452,500
	Expansion of Harbour - HA.Uligamu	HA.Uligamu	Tendering	200,000	10,720,000	16,080,000
	Developing Harbour - HA.Muraidhoo	HA.Muraidhoo	Tendering	1,403,628	14,036,279	14,036,279
	Estab. Water & Sewerage System - HA.Molhadhoo	HA.Molhadhoo	Tendering	7,341,600	19,320,000	11,592,000
	Developing Harbour - HA.Dhiidhoo	HA.Dhiidhoo	Tendering	10,320,180	13,760,240	20,640,360
	Jetty Construction - HA. Dhiidhoo	HA. Dhiidhoo	Tendering	200,000	6,450,000	350,000

Office	Project name	Location	Status	2021	2022	2023
				Approved		
	Upgrading Entrance Channel - HA. Thakandhoo	HA. Thakandhoo	Tendering	1,899,940	2,533,254	3,799,880
	Finishing Of 100 Housing units - HDh. Hanimaadhoo	HDh. Hanimaadhoo	Tendering	10,470,000	38,390,000	20,940,000
	Estab. Sewerage System - HDh. Naivaadhoo	HDh. Naivaadhoo	Tendering	5,474,000	13,685,000	8,211,000
	Completion Of Housing Units - HDh. Nohivaranfaru	HDh. Nohivaranfaru	Tendering	9,750,000	38,052,549	3,250,000
	Finishing Of 105 Housing units - HDh. Kulhudhufushi	HDh. Kulhudhufushi	Tendering	10,237,500	37,537,500	20,475,000
	Maldives Urband Dev. & Resilience Project	HDh. Kulhudhufushi, Lh. Naifaru, Male' City, Hulhumale, Addu City	Tendering	5,000,000	7,340,480	1,340,480
	Estab. Water & Sewerage System - Sh. Noomara	Sh. Noomara	Tendering	-	1,160,990	11,609,900
	Estab. Water & Sewerage System - Sh. Bileifahi	Sh. Bileifahi	Tendering	-	1,272,636	12,726,363
	Upgrading Harbour - Sh. Maroshi	Sh. Maroshi	Tendering	1,158,395	7,722,630	11,583,946
	Developing Entrance Channel - N. Manadhoo	N. Manadhoo	Tendering	2,023,708	13,491,384	8,994,256
	Estab. Water & Sewerage System - N. Magoodhoo	N. Magoodhoo	Tendering	-	1,098,121	10,981,212
	Estab. Water System - N. Miladhoo	N. Miladhoo	Tendering	-	650,323	6,503,227
	Estab. Water System - N. Landhoo	N. Landhoo	Tendering	-	639,046	6,390,464
	Estab. Water System - R. Rasmaadhoo	R. Rasmaadhoo	Tendering	5,635,000	14,087,500	8,452,500
	Upgrading Harbour - R. Kinolhas	R. Kinolhas	Tendering	3,812,931	21,603,949	14,402,633
	Land Reclamation - R. Ungoofaaru	R. Ungoofaaru	Tendering	16,500,000	27,500,000	12,000,000
	Estab. Water System - R. Maakurath	R. Maakurath	Tendering	5,812,100	15,295,000	9,177,000
	Land Reclamation - R. Dhuvaafaru	R. Dhuvaafaru	Tendering	32,400,000	21,600,000	9,000,000
	Developing Breakwater & Quay Wall - B. Hithaadhoo	B. Hithaadhoo	Tendering	1,262,365	8,415,767	12,623,651
	Reconstruction of Harbour - B. Kamadhoo	B. Kamadhoo	Tendering	1,870,768	18,707,682	12,471,788
	Estab. Water & Sewerage System - B. Kihaadhoo	B. Kihaadhoo	Tendering	-	1,241,157	12,411,565
	Estab. Water & Sewerage System - B. Kudarikilu	B. Kudarikilu	Tendering	-	1,238,034	12,380,341

Office	Project name	Location	Status	2021	2022	2023
					Approved	
	Estab. Water & Sewerage System - B.Fulhadhoo	B.Fulhadhoo	Tendering	-	1,077,725	10,777,251
	Estab. Water & Sewerage System - B.Fehendhoo	B.Fehendhoo	Tendering	-	1,097,674	10,976,741
	Estab. Water & Sewerage System - B.Dhonfanu	B.Dhonfanu	Tendering	-	1,174,814	11,748,136
	Upgrading of Harbour - B.Goldhoo	B.Goldhoo	Tendering	200,000	15,898,874	23,848,311
	Upgrading Harbour - Lh. Hinnavaru	Lh. Hinnavaru	Tendering	12,800,000	36,200,000	10,000,000
	Harbor Upgrading - K. Huraa	K. Huraa	Tendering	1,000,000	17,866,618	10,719,971
	Developing Quay Wall - K. Kaashidhoo	K. Kaashidhoo	Tendering	1,283,105	12,831,049	12,831,049
	Estab. Water System - K. Thulusdhoo	K. Thulusdhoo	Tendering	-	759,880	7,598,803
	Port Development Project - K. Gulhifalhu	K. Gulhifalhu	Tendering	31,142,609	31,500,000	42,000,000
	Addu City Reclamation and Shore Protection	Addu City	Tendering	16,098,480	16,800,000	19,200,000
	Addu City Road Development	Addu City	Tendering	11,700,000	11,880,000	9,000,000
	Estab. Water & Sewerage System - AA. Bodufulhadhoo	AA. Bodufulhadhoo	Tendering	7,341,600	19,320,000	11,592,000
	Devel. Breakwater at Ferry Terminal - AA. Ukulhas	AA. Ukulhas	Tendering	5,700,000	3,000,000	-
	Land Reclamation - AA. Ukulhas	AA. Ukulhas	Tendering	13,517,205	35,000,000	16,000,000
	Upgrading Harbour - AA. Maalhos	AA. Maalhos	Tendering	14,400,000	16,000,000	7,000,000
	Reconstruction of Harbour - AA. Thoddoo	AA. Thoddoo	Tendering	4,063,955	17,845,092	26,767,638
	Upgrading Harbour - Adh. Fenfushi	Adh. Fenfushi	Tendering	3,366,737	7,412,833	10,619,250
	Upgrading Harbour - V. Thinadhoo	V. Thinadhoo	Tendering	3,275,045	12,812,115	8,541,410
	Estab. Water & Sewerage System - M. Veyvah	M. Veyvah	Tendering	7,341,600	19,320,000	11,592,000
	Reconstruction of Harbour - M. Muli	M. Muli	Tendering	4,145,219	21,755,209	21,755,209
	Land Reclamation - M. Dhiggaru	M. Dhiggaru	Tendering	14,002,722	40,000,000	3,500,681
	Estab. Water System - F. Feali	F. Feali	Tendering	5,812,100	15,295,000	9,177,000
	Estab. Water System - Dh. Hulhudheli	Dh. Hulhudheli	Tendering	5,796,000	14,490,000	8,694,000

Office	Project name	Location	Status	2021	2022	2023
					Approved	
	Estab. Water & Sewerage System - Dh.Rinbudhoo	Dh.Rinbudhoo	Tendering	7,341,600	19,320,000	11,592,000
	Estab. Water System - Dh.Maaenboodhoo	Dh.Maaenboodhoo	Tendering	5,812,100	15,295,000	9,177,000
	Land Reclamation - Th.Hirilandhoo	Th.Hirilandhoo	Tendering	1,000,000	35,138,010	50,000,000
	Estab. Water System - Th.Buruni	Th.Buruni	Tendering	5,796,000	14,490,000	8,694,000
	Reconstruction of Harbour - Th.Kandoodhoo	Th.Kandoodhoo	Tendering	2,979,688	9,067,853	13,601,780
	Estab. Water & Sewerage System - Th.Omadhoo	Th.Omadhoo	Tendering	7,341,600	19,320,000	11,592,000
	Completion Of 56 Housing Units - Th.Vilufushi	Th.Vilufushi	Tendering	10,290,000	32,355,000	32,355,000
	Estab. Water System - Th.Veymandoo	Th.Veymandoo	Tendering	5,812,100	15,295,000	9,177,000
	Land Reclamation - L.Maavah	L.Maavah	Tendering	500,000	7,000,000	78,000,000
	Estab. Water & Sewerage System - L.Mundoo	L.Mundoo	Tendering	7,341,600	19,320,000	11,592,000
	Estab. Water System - L.Dhanbidhoo	L.Dhanbidhoo	Tendering	5,812,100	15,295,000	9,177,000
	Estab. Water & Sewerage System - GA.Kondey	GA.Kondey	Tendering	7,341,600	19,320,000	11,592,000
	Extension of Harbour - GA.Dhaandhoo	GA.Dhaandhoo	Tendering	4,464,864	28,328,195	18,885,464
	Land Reclamation - GA.Dhaandhoo	GA.Dhaandhoo	Tendering	1,000,000	25,000,000	50,000,000
	Estab. Water & Sewerage System - GDh.Rathafandhoo	GDh.Rathafandhoo	Tendering	8,871,100	23,345,000	14,007,000
	Developing Airport - Faresmaathoda	GDh.Faresmaathoda	Tendering	9,000,000	31,194,613	84,000,000
	Finishing of POLCO Housing Flats	Hulhumale'	Pre-tendering	18,952,500	6,317,500	-
	Road Construction - HA.Kelaa	HA.Kelaa	Pre-tendering	215,067	3,210,802	14,738,680
	Establishing Water & Sewerage System - HA.Vashafaru	HA.Vashafaru	Pre-tendering	-	12,625,550	16,834,066
	Developing Roads - HA.Filladhoo	HA.Filladhoo	Pre-tendering	500,000	5,500,000	9,000,000
	Repair of 5 Housing Units - HA.Dhiidhoo	HA.Dhiidhoo	Pre-tendering	751,500	250,500	-

Office	Project name	Location	Status	2021	2022	2023
					Approved	
	Installing Street Lights in Road Devel. Islands	HA. Dhiindhoo, HDh. Hanimaadhoo, HDh. Kulhudhuffushi, Dh. Kudahuvaadhoo, Th. Vilufuhi, GA. Villingili, GDh. Thinaadhoo	Pre-tendering	1,575,000	3,150,000	3,150,000
	Land Reclamation - HA. Thuraakunu	HA. Thuraakunu	Pre-tendering	300,000	35,416,508	40,000,000
	Upgrading Harbour - HDh. Naivaadhoo	HDh. Naivaadhoo	Pre-tendering	750,000	18,065,520	3,613,104
	Developing Roads - HDh. Nohivaranfaru	HDh. Nohivaranfaru	Pre-tendering	1,500,000	4,500,000	9,000,000
	Developing Harbour - HDh. Kurinbi	HDh. Kurinbi	Pre-tendering	1,942,500	19,425,000	11,655,000
	Developing Roads (Phase 2) - Kulhudhuffushi	HDh. Kulhudhuffushi	Pre-tendering	14,099,354	48,950,410	37,598,278
	Developing Entrance Channel - HDh. Kumundhoo	HDh. Kumundhoo	Pre-tendering	2,000,000	5,674,630	8,511,946
	Water and Sewerage System - HDh. Kumundhoo	HDh. Kumundhoo	Pre-tendering	-	14,833,691	19,778,255
	Water and Sewerage System - Sh. Goidhoo	Sh. Goidhoo	Pre-tendering	-	12,428,859	16,571,813
	Developing Roads - N. Holhudhoo	N. Holhudhoo	Pre-tendering	1,500,000	4,500,000	9,000,000
	Upgrading Harbour - N. Lhohi	N. Lhohi	Pre-tendering	1,000,000	14,782,022	22,173,034
	Developing Roads - N. Manadhoo	N. Manadhoo	Pre-tendering	500,000	4,500,000	9,000,000
	Developing Roads - N. Magoodhoo	N. Magoodhoo	Pre-tendering	1,877,600	18,776,000	11,265,600
	Estab. Water & Sewerage System - N. Maafaru	N. Maafaru	Pre-tendering	-	14,208,047	10,000,000
	Road Construction - R. Hulhuduffaar	R. Hulhuduffaar	Pre-tendering	9,654,829	19,309,657	32,182,762
	R. Alifushi Land Reclamation	R. Alifushi	Pre-tendering	300,000	39,700,000	40,000,000
	Road Construction - R. Alifushi	R. Alifushi	Pre-tendering	1,205,800	35,090,631	18,268,147
	Upgrading Entrance Channel - R. Ungoofaaru	R. Ungoofaaru	Pre-tendering	2,000,000	3,693,516	5,540,275
	Extension of Harbour - R. Maakurath	R. Maakurath	Pre-tendering	1,000,000	6,411,725	9,617,588
	Water and Sewerage System - R. Fainu	R. Fainu	Pre-tendering	-	10,323,325	13,764,433
	Water and Sewerage System - B. Kamadhoo	B. Kamadhoo	Pre-tendering	-	9,501,437	12,668,583

Office	Project name	Location	Status	2021	2022	2023
					Approved	
	Developing Harbour - B.Eydhafushi	B.Eydhafushi	Pre-tendering	1,000,000	20,781,450	31,172,175
	Developing Roads - Lh.Naifaru	Lh.Naifaru	Pre-tendering	1,500,000	4,500,000	9,000,000
	Water and Sewerage System -Olhuvelifushi	Lh.Olhuvelifushi	Pre-tendering	-	11,333,176	15,110,900
	Land Reclamation & Coastal Protection - K.Dhiffushi	K.Dhiffushi	Pre-tendering	1,000,000	31,467,450	31,367,450
	Land Reclamation - K.Gulhi	K.Gulhi	Pre-tendering	300,000	38,527,367	40,000,000
	Affordable Housing Scheme Project	Multiple Islands	Pre-tendering	15,000,000	28,884,576	19,256,384
	Land Reclamation - AA.Bodufulhadhoo	AA.Bodufulhadhoo	Pre-tendering	8,000,000	30,000,000	10,000,000
	Water and Sewerage System - AA.Feridhoo	AA.Feridhoo	Pre-tendering	-	10,683,337	14,244,449
	Road Construction - Adh. Mahibadhoo	Adh. Mahibadhoo	Pre-tendering	1,200,000	5,088,600	10,177,200
	A.Dh.Fenfushi Water Supply System	Adh.Fenfushi	Pre-tendering	-	6,300,672	8,400,896
	Greater Male Connectivity Project (Male - Thilafushi Bridge)	Male' City	Pre-tendering	24,591,989	60,000,000	70,000,000
	Est.Causeway - M.Muli/M.Naalaafushi	M.Naalaafushi	Pre-tendering	300,000	6,000,000	1,000,000
	Establishing Water & Sewerage System - M.Raiymandhoo	M.Raiymandhoo	Pre-tendering	-	10,599,177	14,132,236
	Developing Roads - M.Kolhufushi	M.Kolhufushi	Pre-tendering	1,500,000	4,500,000	9,000,000
	Developing Breakwater - M.Maduvari	M.Maduvari	Pre-tendering	2,000,000	10,040,932	16,561,398
	Road Construction - M.Mulah	M.Mulah	Pre-tendering	1,213,908	12,429,236	24,858,473
	Upgrading Harbour - M.Dhiggaru	M.Dhiggaru	Pre-tendering	3,488,277	15,142,553	22,713,830
	Upgrading of Habour - Fuvahmulah City	Fuvahmulah City	Pre-tendering	200,000	21,025,367	31,538,050
	Devel. Central Ferry Terminal - Fuvamulak	Fuvahmulah City	Pre-tendering	1,800,000	7,140,000	3,060,000
	Land Reclamation - F.Bileidhoo	F.Bileidhoo	Pre-tendering	1,000,000	21,500,000	20,500,000
	Land Reclamation - F.Magoodhoo	F.Magoodhoo	Pre-tendering	300,000	35,851,276	40,000,000
	Land Reclamation - F.Feali	F.Feali	Pre-tendering	300,000	32,907,799	40,000,000
	Const. of 1 Housing Unit - Dh.Kudahuvadhoo	Dh.Kudahuvadhoo	Pre-tendering	301,500	100,500	-

Office	Project name	Location	Status	2021	2022	2023
					Approved	
	Developing Roads - Dh. Kudahuvadhoo	Dh. Kudahuvadhoo	Pre-tendering	2,000,000	10,500,000	37,440,994
	Land Reclamation - Dh. Maaenboodhoo	Dh. Maaenboodhoo	Pre-tendering	1,000,000	39,700,000	40,000,000
	Est. Causeway-Th. Veymandoo/Th. Kinbidhoo	Th. Veymandoo	Pre-tendering	300,000	6,000,000	1,000,000
	Estab. Water System - Th. Madifushi	Th. Madifushi	Pre-tendering	-	6,453,509	8,604,679
	Road Construction - Th. Guraidhoo	Th. Guraidhoo	Pre-tendering	1,500,000	4,500,000	9,000,000
	Estab. Causeway - L. Hithadhoo/L. Mendhoo	L. Hithadhoo	Pre-tendering	300,000	6,000,000	1,000,000
	Water and Sewerage System - L. Hithadhoo	L. Hithadhoo	Pre-tendering	-	16,388,731	21,851,641
	Estb. Causeway - L. Kalaidhoo/L. Dhanbidhoo	L. Kalaidhoo	Pre-tendering	300,000	6,000,000	1,000,000
	Water and Sewerage System - L. Kunahandhoo	L. Kunahandhoo	Pre-tendering	-	13,877,261	18,503,015
	Developing Harbour - L. Mundoo	L. Mundoo	Pre-tendering	1,675,724	16,757,236	10,054,341
	Road Construction (Phase2) - L. Fonadhoo	L. Fonadhoo	Pre-tendering	14,020,481	14,020,481	28,040,962
	Upgrading Harbour - L. Gan	L. Gan	Pre-tendering	4,632,659	13,897,977	12,353,757
	Road Construction - L. Gan	L. Gan	Pre-tendering	1,222,951	3,876,309	25,842,059
	Road Construction - GA. Kolamaafushi	GA. Kolamaafushi	Pre-tendering	1,227,661	8,955,817	29,852,722
	Water and Sewerage System - GA. Dhevadhoo	GA. Dhevadhoo	Pre-tendering	-	11,371,806	15,162,408
	Developing Roads - GDh. Vaadhoo	GDh. Vaadhoo	Pre-tendering	1,500,000	4,500,000	9,000,000
	Land Reclamation & Causeway Upgrade - GDh. Madaveli	GDh. Madaveli	Pre-tendering	20,000,000	46,238,660	9,314,878
	Developing Harbour - GDh. Faresmaathoda	GDh. Faresmaathoda	Pre-tendering	2,287,500	22,875,000	13,725,000
	Road Const. Airport to Habor-Faresmathoda	GDh. Faresmaathoda	Pre-tendering	1,500,000	4,500,000	9,000,000
	Developing New Entrance Channel - GDh. Gadhdhoo	GDh. Gadhdhoo	Pre-tendering	1,000,000	9,981,068	14,971,603
	Developing Quay Wall - S. Hithadhoo	S. Hithadhoo	Pre-tendering	3,000,000	6,462,522	6,462,522

Office	Project name	Location	Status	2021	2022 Approved	2023
1233	Ministry of Fisheries, Marine Resources and Agriculture			40,102,500	35,732,000	13,030,000
	Maldives Sustainable Fisheries Development Project	Multiple Islands	On-going	21,000,000	24,000,000	10,000,000
	Estab. Ice Plant - HA.Hoarafushi	HA. Hoarafushi	New	2,000,000	1,800,000	200,000
	Estab. Of Quarantine Facility at Commercial Ports	HDh. Hanimaadhoo, N. Maafaru, Male' City, S. Gan	New	1,670,000	4,175,000	2,505,000
	Estab. Ice Plant - L. Maabaidhoo	L. Maabaidhoo	New	4,000,000	-	-
	Estab. Of Fish Factory - S. Hulhudhoo	S. Hulhudhoo	New	975,000	5,200,000	325,000
	Estab. Ice Plant - F. Feeali	S. Hithadhoo	Tendering	4,140,000	207,000	-
	Establishing Ice Plant	R. Maduvvari, K. Gaafaru	Pre-tendering	6,317,500	350,000	-
1240	Ministry of Islamic Affairs			26,633,902	56,340,519	31,446,792
	Construction of Mosque - R. Vaadhoo	R. Vaadhoo	On-going	2,009,893	111,148	-
	Construction Of Mosque - L. Kalaidhoo	L. Kalaidhoo	On-going	2,345,890	125,105	-
	Construction of a Mosque - N. Magoodhoo	N. Magoodhoo	Retention	104,038	-	-
	Construction Of Islamic Centre - R. Ungoofaaruu	R. Ungoofaaruu	Retention	1,836,510	-	-
	Construction Of Islamic Centre - HA.Dhiidhoo	HA.Dhiidhoo	New	575,000	3,462,500	3,462,500
	Construction Of Mosque - HA. Thuraakunu	HA. Thuraakunu	New	340,000	2,580,000	2,580,000
	Construction Of Mosque - HDh. Hanimaadhoo	HDh. Hanimaadhoo	New	1,000,000	4,700,000	300,000
	Construction Of Mosque - HDh. Hirimaradhoo	HDh. Hirimaradhoo	New	1,000,000	4,700,000	300,000
	Construction Of Mosque - N. Manadhoo	N. Manadhoo	New	1,000,000	4,700,000	300,000
	Construction Of Mosque - Lh. Kurendhoo	Lh. Kurendhoo	New	400,000	3,550,000	3,550,000
	Construction Of Mosque - AA. Himandhoo	AA. Himandhoo	New	400,000	1,800,000	1,800,000
	Construction Of Mosque - Adh. Dhigurah	Adh. Dhigurah	New	300,000	2,350,000	2,350,000
	Construction Of Mosque - Fuvamulak Dhoodigan	Fuvamulak Dhoodigan	New	485,000	3,007,500	3,007,500

Office	Project name	Location	Status	2021	2022	2023
					Approved	
	Construction Of Mosque - F.Nilandhoo	F.Nilandhoo	New	419,000	2,440,500	2,440,500
	Construction Of Mosque - Dh.Meedhoo	Dh.Meedhoo	New	355,000	3,072,500	3,072,500
	Construction Of Mosque - Th.Vandhoo	Th.Vandhoo	New	400,000	1,800,000	1,800,000
	Completion Of Mosque - Th.Dhiyamigili	Th.Dhiyamigili	New	1,000,000	-	-
	Installation Of Mosque Dome - Th.Gaadhiffushi	Th.Gaadhiffushi	New	500,000	-	-
	Construction Of Mosque - L.Isdhoo	L.Isdhoo	New	1,800,000	2,400,000	-
	Construction Of Mosque - GA.Kondey	GA.Kondey	New	240,000	2,880,000	2,880,000
	Repairing Mosque - GA.Kolamaafushi	GA.Kolamaafushi	New	400,000	-	-
	Construction Of Mosque - S.Maradhoo	S.Maradhoo	New	2,000,000	4,650,000	350,000
	Construction Of Mosque - S.Meedhoo	S.Meedhoo	New	1,000,000	4,000,000	-
	Const. of Mosque - AA.Bodufulhadhoo	AA.Bodufulhadhoo	Tendering	3,256,102	108,058	-
	Upgrading of Masjidul Hudha -Fuvahmulah	Fuvahmulah City	Tendering	580,000	1,450,000	2,920,000
	Estb.of Centre For Holy Quran-Fuvahmulah	Fuvahmulah City	Tendering	2,887,469	2,453,208	333,792
1192	National Drug Agency			12,125,000	30,800,000	2,275,000
	Estab. Of NDA Wellness Centre	Hulhumale	New	7,625,000	21,050,000	1,525,000
	Estab. Of Drug Offenders Remand Centre - K.Himmafushi	K. Himmafushi	New	4,500,000	9,750,000	750,000
1510	Ministry Of Gender, Family and Social Services			25,380,000	15,520,000	1,000,000
	Estab.Amaan Hiya - Hulhumale	Hulhumale'	On-going	2,000,000	-	-
	Estab. Amaan Hiya - R.Ungoofaaruu	R.Ungoofaaruu	On-going	2,500,000	-	-
	Estab.Amaan Hiya - Addu City	Addu City	On-going	2,500,000	-	-
	Estab. Day Care Centre - Male	Male	On-going	2,400,000	-	-
	Estab. Elderly Welness Centre - S.Hithadhoo	S.Hithadhoo	On-going	2,500,000	-	-
	Estab. Of Rehabilitation Centre for People with Special Need	Hulhumale'	New	5,000,000	5,000,000	-

Office	Project name	Location	Status	2021	2022 Approved	2023
	Estab. Childrens Home - B.Eydhafushi	B.Eydhafushi	New	4,240,000	5,260,000	500,000
	Estab. Family & Childrens Service Centre - F.Nilandhoo	F.Nilandhoo	New	4,240,000	5,260,000	500,000
1027	Maldives Police Service			36,609,704	64,069,333	31,860,000
	Contruction of 10 Storey Building - Fourwind	Male' City	On-going	4,762,966	2,325,472	-
	FCPD building Finishing Works	Male' City	On-going	2,317,475	-	-
	Construction of Hulhumale Police Station	Hulhumale'	Retention	1,377,485	-	-
	Const. of Police Station Building - N.Manadhoo	N.Manadhoo	New	300,000	5,390,000	2,310,000
	Const. of Police Accomodation Building - Lh.Naifaru	Lh.Naifaru	New	300,000	7,300,000	400,000
	Const. of Police Station Building - L.Fonadhoo	L.Fonadhoo	New	420,000	6,230,000	350,000
	Finishing of Police Accomodation - L.Gan	L.Gan	New	500,000	1,000,000	-
	Construction of G.Dh Thinadhoo Police Station	GDH. Thinadhoo	New	1,750,000	17,500,000	15,750,000
	Construction of S.Hithadhoo Police Accomodation	S.Hithadhoo	New	1,700,000	4,250,000	2,550,000
	Construction of S.Gan Police Station	S.Gan	New	7,000,000	17,500,000	10,500,000
	Reclamation & Re-Development of Harbour - Dhoonidhoo	K.Dhoonidhoo	Awarded	16,181,778	2,573,861	-
1008	Maldives Customs Service			7,541,179	8,966,361	889,708
	Customs South Region Head Office	Addu City	Pre-tendering	7,541,179	8,966,361	889,708
1166	Indira Gandhi Memorial Hospital			17,394,295	11,365,377	442,881
	Upgrading IGMH Backhouse	Male' City	On-going	904,300	691,400	-
	Upgrading IGMH Laundry	Male' City	On-going	4,500,000	500,000	-
	IGMH ORG Consultation / RHC	Male' City	New	2,927,489	146,374	-
	Upgrading IGMH CSSD	Male' City	New	2,657,289	5,757,459	442,881
	Estab. Mental Health Ward	Male' City	New	6,405,217	4,270,144	-

Office	Project name	Location	Status	2021	2022 Approved	2023
1188 Hulhumale Hospital				12,000,000	13,000,000	5,000,000
	Finishing of 6 Storey Building	Hulhumale'	New	5,000,000	10,000,000	5,000,000
	Ophthalmic & General Operation Theatre	Hulhumale'	New	7,000,000	3,000,000	-
1013 Maldives National Defense Force				8,500,000	2,600,000	-
	VIA MNDF Facility Relocation	Hulhule'	On-going	2,000,000	-	-
	Fire Station Vehicle Garage Extension - Kulhudhuffushi	HDh.Kulhudhuffushi	New	500,000	800,000	-
	Fire Station Vehicle Garage Extension - Naifaru	Lh.Naifaru	New	500,000	800,000	-
	MNDF Accommodation building - M.Muli	K.Girifushi	New	5,000,000	-	-
	MNDF Accommodation building - M.Muli	M.Muli	New	500,000	1,000,000	-
1025 Maldives Correctional Service				18,307,368	6,724,071	1,080,000
	Estab. Of Perimeter Security Wall - Maafushi Jail	K.Maafushi	On-going	4,000,000	-	-
	Finishing of Rehab Workshop Building - K.Maafushi	K.Maafushi	New	5,669,868	1,080,000	1,080,000
	Upgrading Unit 9 - Maafushi Jail	K.Maafushi	New	1,437,500	-	-
	Asseyri Jail Rehabilitation Infrastructure & Boundary Wall	K. Hinmafushi	Pre-tendering	7,200,000	5,644,071	-
1029 Maldives Immigration				420,000	1,050,000	630,000
	Construction of Immigration Office Building - S.Hithadhoo	S. Hithadhoo	New	420,000	1,050,000	630,000
1129 Ministry of Higher Education				11,500,000	98,156,000	14,344,000
	Estab. Of State of Art TIVET Institution - Male	Hulhumale'	New	2,715,000	21,035,000	1,250,000
	Estab. Of Junior College - HA.Dhiadhoo	HA.Dhiadhoo	New	320,000	8,176,000	3,504,000
	Estab. Of State of Art TIVET Institution - Kulhudhuffushi	HDh.Kulhudhuffushi	New	2,715,000	21,035,000	1,250,000
	Estab. Of State of Art TIVET Institution - R.Alifushi	R.Alifushi	New	2,715,000	21,035,000	1,250,000
	Estab. Of State of Art TIVET Institution - Fuvamulaku	Fuvamulah City	New	2,715,000	21,035,000	1,250,000
	Estab. Of Junior College - N.Kendhikuldhoo	N.Kendhikuldhoo	Pre-tendering	320,000	5,840,000	5,840,000

Office	Project name	Location	Status	2021	2022 Approved	2023
1530	Ministry of Transport & Civil Aviation			16,191,000	6,939,000	-
	Estab. Of Mini Bus Service - Male City	Male' City	New	16,191,000	6,939,000	-
1271	Department of Heritage			3,000,000	2,250,000	1,850,000
	Upgrade Uthymu B.thakrufn Hadhany Markaz	HA. Utheemu	On-going	3,000,000	2,250,000	1,850,000
1532	Ministry of Arts, Culture and Heritage			2,320,000	5,840,000	5,840,000
	Estab. Of Museum - HA.Utheemu	HA.Utheemu	New	320,000	5,840,000	5,840,000
	Development of Olypmus Hall	Male' City	New	2,000,000	-	-
1014	National Disaster Management Authority			4,480,000	37,744,000	16,176,000
	Estab. of Reg. Emergency Oper. Centre - HDh.Kulhudhuffushi	HDh.Kulhudhuffushi	New	1,120,000	9,436,000	4,044,000
	Estab. of State of Art Regional Emergency Operation Centre	L. Fonadhoo	New	1,120,000	9,436,000	4,044,000
	Estab. of Reg. Emergency Oper. Centre - GDh.Thinadhoo	GDh.Thinadhoo	New	1,120,000	9,436,000	4,044,000
	Estab. of Reg. Emergency Oper. Centre - S.Hithadhoo	S.Hithadhoo	New	1,120,000	9,436,000	4,044,000

6.3 PUBLIC SECTOR INVESTMENT PROGRAM - LOAN DISBURSEMENTS 2021-2023

in MVR)

Office	Project Name	Location	Loan Given By	Status	2021	2022 Approved	2023
Total					3,890,371,283	4,988,451,229	6,998,364,450
1272	Ministry of Finance				1,167,343,187	1,291,776,789	2,288,734,675
	Hulhumale Island Development Project	Hulhumale'	X-KSA - Saudi Fund	On-going	79,329,115	102,100,000	231,095,297
	Velana International Airport Development (Runway)	Hulhule'	China Exim Bank	On-going	270,000,000	300,000,000	175,000,000
	Velana International Airport Development (Terminal)	Hulhule'	Abu Dhabi	On-going	260,254,170	329,638,600	345,669,400
	Velana International Airport Development (Terminal)	Hulhule'	X-KSA - Saudi Fund	On-going	261,000,000	322,061,600	793,843,246
	Velana International Airport Development (Terminal)	Hulhule'	kuwait fund	On-going	144,960,000	130,231,656	290,509,644
	Velana International Airport Development (Terminal)	Hulhule'	OPEC Fund for Internat	On-going	151,799,902	107,744,933	452,617,088
1163	Ministry of Health				56,000,000	110,000,000	107,500,000
	Tertiary Hospital Building - L.Gan	L. Gan	Deutsche Bank	On-going	6,000,000	-	-
	Dev. of New Tertiary Hospital - L.Gan	L. Gan	Deutsche Bank	New	30,000,000	60,000,000	90,000,000
	Health Centre New Building - GDh.Gahdhoo	GDh. Gaddhoo	Deutsche Bank	New	20,000,000	50,000,000	17,500,000
1215	Ministry of Youth, Sports & Community Empowerment				74,634,000	154,940,000	86,306,000
	Estab. Of Badminton Court Complex - Hulhumale	Hulhumale'	India Exim Bank	New	3,000,000	5,000,000	2,000,000
	Estab. Of Synthetic Track - Kulhudhuffushi	HDh. Kulhudhuffushi	India Exim Bank	New	3,000,000	5,000,000	2,000,000
	Dev. Of National Netball Centre	Male' City	India Exim Bank	New	4,500,000	7,500,000	3,000,000
	Dev. Of National Basketball Centre	Male' City	India Exim Bank	New	18,504,000	30,840,000	12,336,000
	Dev. Of National Table Tennis Centre	Male' City	India Exim Bank	New	6,000,000	10,000,000	4,000,000
	Development of National Stadium	Male' City	India Exim Bank	New	23,130,000	77,100,000	53,970,000
	Estab. Of Synthetic Track - Fuvamulak	Fuvahmulah City	India Exim Bank	New	3,000,000	5,000,000	2,000,000

Office	Project Name	Location	Loan Given By	Status	2021	2022 Approved	2023
	Estab. Of Swimming Pool - Fuvamulak	Fuvahmulah City	India Exim Bank	New	7,500,000	4,500,000	3,000,000
	Estab. Of Synthetic Track - GDh. Thinhadhoo	GDh. Thinhadhoo	India Exim Bank	New	3,000,000	5,000,000	2,000,000
	Estab. Of Synthetic Track - S.Hithadhoo	S. Hithadhoo	India Exim Bank	New	3,000,000	5,000,000	2,000,000
1224	Ministry of National Planning, Housing and Infrastructure			On-going	2,199,100,907	2,642,202,652	3,444,100,337
	Prov. Of Water Supply, Sanitation & Waste Mngt - OFID Phase 2	HA. Hoarafushi, HDh. Hanim	OPEC Fund for Internat	On-going	101,400,000	47,472,245	-
	Upgrading Roads - Male	Male' City	India Exim Bank	On-going	8,230,212	21,658,453	12,995,072
	Reconstruction of Harbours - IDB	HDh. Nohivaranfaru, HDh. N IDB		On-going	9,849,600	22,161,600	19,945,440
	Sanitation in 5 Islands	HDh. Nohivaranfaru, Lh. Na IDB		Retention	50,887,747	21,792,528	-
	Land Reclamation - K. Gulhifalhu	K. Gulhifalhu	ING Bank	New	92,500,000	300,500,000	462,500,000
	Developing Regional Hospital - S.Hithadhoo	S. Hithadhoo	X-KSA - Saudi Fund	New	32,330,506	-	-
	Upgrading of Airport - Hdh. Hanimaadhoo	HDh. Hanimaadhoo	India Exim Bank	New	62,450,824	100,000,000	140,000,000
	Developing Roads - Lh. Hinnavaru	Lh. Hinnavaru	India Exim Bank	New	1,460,000	43,240,000	2,300,000
	Const. of Cancer Hospital - L.Gan	L. Gan	India Exim Bank	New	92,520,000	120,000,000	130,000,000
	Dev. Roads Ph 2 - GA.Villingili	GA. Villingili	India Exim Bank	Awarded	6,750,000	22,500,000	13,500,000
	Upgrading of Airport - S.Gan	S. Gan	India Exim Bank	Tendering	18,913,054	20,000,000	-
	Outer Island Harbour, Water Supply & Sewerage - OFID Phase 3	HDh. Nehlaidhoo, HDh. Neyl	OPEC Fund for Internat	Tendering	96,808,978	116,170,773	135,532,569
	Build. Of Cricket Stadium - Hulhumale	Hulhumale'	India Exim Bank	Tendering	50,000,000	80,000,000	85,000,000
	Water & Sewerage Project - 34 Islands	HA. Baarah, HA. Kelaa, HDh.	India Exim Bank	Tendering	211,247,434	257,000,000	437,000,000
	Maldives Urban Development & Resilience Project	HDh. Kulhudhufushi, Lh. Ni	IDA	Tendering	-	32,670,000	32,670,000
	Port Development Project - K.Gulhifalhu	K. Gulhifalhu	India Exim Bank	Tendering	444,894,413	450,000,000	600,000,000
	Land Reclamation - Addu City	Addu City	India Exim Bank	Tendering	268,308,000	280,000,000	320,000,000
	Developing Roads - Addu City	Addu City	India Exim Bank	Tendering	195,000,000	198,000,000	150,000,000
	Coastal Protection - Fuvamulak	Fuvahmulah City	Kuwait Fund	Tendering	30,050,139	93,195,717	53,000,002

Office	Project Name	Location	Loan Given By	Status	2021	2022 Approved	2023
	Developing Roads - HA, Hoarafushi	HA, Hoarafushi	India Exim Bank	Pre-tendering	2,000,000	10,435,736	41,452,454
	Developing Roads - N, Velidhoo	N, Velidhoo	India Exim Bank	Pre-tendering	1,500,000	4,500,000	9,000,000
	Affordable Housing Scheme Project	Multiple Islands	X-KSA - Saudi Fund	Pre-tendering	70,000,000	75,000,000	77,000,000
	Greater Male Connectivity Project (Male - Thilafushi Bridge)	Male' City	India Exim Bank	Pre-tendering	350,000,000	300,000,000	700,000,000
	Developing Roads - GDh, Thinadhoo	GDh, Thinadhoo	India Exim Bank	Pre-tendering	2,000,000	25,905,600	22,204,800
1233	Ministry of Fisheries, Marine Resources and Agriculture			On-going	80,000,000	100,000,000	120,000,000
	Fisheries Sector Development Project	Multiple Islands	X-KSA - Saudi Fund	New	55,000,000	70,000,000	75,000,000
	Expansion Of MIFCO Facility - Kooddoo & Kaduohgiri	GA, Kooddoo, K. Kanduhgiri	India Exim Bank	New	25,000,000	30,000,000	45,000,000
1229	Min. of Environment			On-going	275,793,189	587,031,788	801,723,438
	Small Scale Waste to Energy Project	R. Vandhoo	Abu Dhabi	On-going	13,602,099	25,470,000	23,000,000
	Greater Male Environmental Improvement & Waste Management	K. Thilafushi	AIIB	On-going	30,780,000	125,446,000	163,749,600
	Greater Male Environmental Improvement & Waste Management	K. Thilafushi	ADB	On-going	58,805,190	108,774,013	148,189,079
	Greater Male Environmental Improvement & Waste Management	K. Thilafushi	IDB	New	9,234,000	32,842,260	47,830,273
	Estab. Regional Waste Management Facility - Addu City	Addu City	Abu Dhabi	New	34,473,600	45,246,600	54,295,920
	Preparing Outer Island For Sustainable Energy Devel - POISED	Multiple Islands	EIB	New	67,800,000	120,000,000	150,000,000
	Preparing Outer Island For Sustainable Energy Devel - POISED	Multiple Islands	ADB	New	-	21,168,945	22,227,392
	AREISE Project	Multiple Islands	AIIB	On-going	15,390,000	52,633,800	95,910,480
	AREISE Project	Multiple Islands	SDP	On-going	3,847,500	7,310,250	9,868,838
	AREISE Project	Multiple Islands	SDF	On-going	41,860,800	48,139,920	86,651,856
1027	Maldives Police Service				37,500,000	102,500,000	150,000,000
	Establishing Of Police Stations	Multiple Islands	India Exim Bank	New	37,500,000	102,500,000	150,000,000

6.4 PUBLIC SECTOR INVESTMENT PROGRAM - GRANTS 2021 - 2023

(In MVR)

Office	Project Name	Location	Grant given by	Status	2021	2022	2023
				Total	561,505,638	600,023,789	511,813,250
1276	Local Government Authority						
	Estab. Community Centre - Sh.Foakaidhoo	Sh. Foakaidhoo	India	On-going	4,075,912	260,995	-
1058	Ministry of Education						
	School Building (6 Classroom) - N.Lhohi	N. Lhohi	India	Retention	507,364	-	-
	School Building (6 Classroom) - R.Kinolhas	R. Kinolhas	India	Retention	256,619	-	-
1130	Maldives National University						
	Establishment of Medical School	Male' City	Pakistan	On-going	1,000,000	-	-
1163	Ministry of Health						
	Emergency Medical Service Centre - B.Dharavandhoo	B. Dharavandhoo	India	On-going	2,535,089	422,515	-
1224	Ministry of National Planning, Housing and Infrastructure						
	Dev. of Hulhumale Central Park	Hulhumale'	India	On-going	218,315,384	348,604,084	327,519,228
	Maldives Urban Development & Resilience Project	HDh. Kulhudhufushi, Lh. Naifaru, Male' City, Hulhumale', Addu City	IDA	Tendering	49,735,899	68,520,107	-
	Extension of Airport - N.Maafaru	N. Maafaru	Abu Dhabi	Tendering	50,000,000	107,940,000	43,176,000
	Coastal Protection - Fuvamulak	Fuvahmulah City	Netherlands	Tendering	14,562,152	21,843,228	21,843,228
	Rehabilitation & Detoxification Centre - S.Hulhudhoo	S. Hulhudhoo	India	Tendering	5,714,222	300,749	-
	Greater Male Connectivity Project (Male - Thilafushi Bridge)	Male' City	India	Pre-tendering	94,292,000	150,000,000	262,500,000
1233	Ministry of Fisheries, Marine Resources and Agriculture						
	Maldives Sustainable Fisheries Development Project	Multiple Islands	IDA	On-going	48,258,994	15,855,798	689,839
1240	Ministry of Islamic Affairs						
	Construction Of Mosque - Adh. Dhangethi	ADh. Dhangethi	Saudi Arabia	On-going	5,843,328	372,325	-
	Construction Of Mosque - L.Fonadhoo	L. Fonadhoo	Saudi Arabia	On-going	1,352,487	94,405	-
					630,052	154,946	-

Office	Project Name	Location	Grant given by	Status	2021	2022	2023
	Construction of Mosque - Sh. Funadhoo	Sh. Funadhoo	Saudi Arabia	Retention	113,247	-	-
	Construction Of Mosque - N.Landhoo	N. Landhoo	Saudi Arabia	Tendering	3,747,542	122,974	-
1229	Ministry of Environment				203,833,693	216,995,799	176,049,869
	Estab. Water System (4 Islands) & Water Treatment Plant @ S.Hithadhoo, GDh. Faresmaathodaa, GDh. Fiyoaree	S.Hithadhoo, GDh. Faresmaathodaa, GDh. Fiyoaree	UNCCC	On-going	12,245,655	34,758,611	34,758,611
	Greater Male Environmental Improvement & Waste Management	K. Thilafushi	ADB	On-going	95,546,961	104,273,227	130,341,533
	Accelr. Sustainable Pvt. Invmt. in Renewable Energy - ASPIRE	Multiple Islands	IDA	On-going	7,336,614	-	-
	Maldives Clean Environment Project	Multiple Islands	IDA	On-going	80,037,293	66,222,173	8,642,725
	Preparing Outer Island For Sustainable Energy Devel - POISED	Multiple Islands	ADB	On-going	6,360,170	-	-
	Building Climate Resilient Safer Islands	Multiple Islands	GCF	New	-	4,332,894	-
	Building Climate Resilient Safer Islands	Multiple Islands	Japan	New	-	4,332,894	-
	AREISE Project	Multiple Islands	IDA	New	2,307,000	3,076,000	2,307,000
1277	Addu City Council				30,690,912	-	-
	Estab. Of Geydhoshu Mas Plant - S.Hithadhoo	S. Hithadhoo	India	On-going	3,843,584	-	-
	Estab. Of Addu Tourism Zone - S.Hithadhoo	S. Hithadhoo	India	On-going	3,832,032	-	-
	Estab. Of Geydhoshu Mas Plant - S.Hulhumeedhoo	S. Hulhumeedhoo	India	On-going	3,843,584	-	-
	Estab. Of Addu Tourism Zone - S.Hulhuthoo	S. Hulhuthoo	India	On-going	3,832,032	-	-
	Estab. Of Geydhoshu Mas Plant - S.Maradhoo	S. Maradhoo	India	On-going	3,843,584	-	-
	Estab. Of Addu Tourism Zone - S.Maradhoo	S. Maradhoo	India	On-going	3,832,032	-	-
	Estab. Of Addu Tourism Zone - S.Meedhoo	S. Meedhoo	India	On-going	3,832,032	-	-
	Estab. Of Addu Tourism Zone - S.Feydhoo	S. Feydhoo	India	On-going	3,832,032	-	-
1285	HA. Hoarafushee Council				4,000,000	-	-
	Estab. Of Water Bottling Plant - HA.Hoarafushi	HA. Hoarafushi	India	On-going	4,000,000	-	-

Office	Project Name	Location	Grant given by	Status	2021	2022	2023
1013	Maldives National Defense Force				42,444,962	17,512,273	7,554,314
	Lh. Maafilaafushi Composite Training Centre	Lh. Maafilaafushi	India	On-going	3,299,880	-	-
	Construction Of Ministry of Defense New Building	Male' City	India	Awarded	39,145,082	17,512,273	7,554,314

6.5 PUBLIC SECTOR INVESTMENT PROGRAM - TRUST FUND 2021 - 2023

(IN MVR)

Office	Project Name	Island	Funding Agency	Status	2021	2022 Approved	2023
Total					602,691,345	983,728,627	607,456,366
1224	Ministry of National Planning, Housing and Infrastructure						
	HA. Baarah Sewerage Sytem	HA.Baarah	Green Fund	On-going	11,459,457	1,484,107	-
	Estab. Water System - HDh.Naivaadhoo	HDh.Naivaadhoo	Green Fund	On-going	6,217,097	4,619,491	769,915
	Water and Sewerage System - HDh. Kurinbi	HDh. Kurinbee	Green Fund	On-going	6,859,487	7,902,936	987,867
	Establishing Water & Sewerage System - HDh. Finey	HDh.Finey	Green Fund	On-going	8,709,799	6,400,709	1,066,784
	Estab. Water & Sewerage System - Sh.Narudhoo	R.Narudhoo	Green Fund	On-going	12,094,920	10,885,428	1,209,492
	Water Supply System - Sh.Kanditheemu	Sh.Kanditheemu	Green Fund	On-going	6,907,710	6,216,939	690,771
	Water and Sewerage Network - Sh.Komandoo	Sh.Komandoo	Green Fund	On-going	8,598,121	7,738,309	859,812
	Water and Sewerage System -Sh.Maroshi	Sh.Maroshi	Green Fund	On-going	13,282,937	11,954,643	1,328,294
	Water and Sewerage System-Sh.Maungoodhoo	Sh.Maungoodhoo	Green Fund	On-going	9,501,392	8,551,252	950,139
	Sh. Feevah Sewerage Sytem	Sh.Feevah	Green Fund	On-going	9,193,042	8,273,738	919,304
	Sewerage Systm for new Stlmnts-Funadhoo	Sh.Funadhoo	Green Fund	On-going	1,381,512	7,661,538	475,950
	Water and Sewerage System - N.Lhohi	N.Lhohi	Green Fund	On-going	9,497,588	8,547,829	949,759
	Water and Sewerage System - N.Kudafaree	N.Kudafaree	Green Fund	On-going	14,754,515	13,279,064	1,475,452
	Water and Sewerage System -N.Maalhendhoo	N.Maalhendhoo	Green Fund	On-going	16,596,879	14,937,191	1,659,688
	Water and Sewerage System -R.Rasgetheemu	R.Rasgetheemu	Green Fund	On-going	6,011,179	5,410,061	601,118
	Water and Sewerage System -Angolhitheemu	R.Angolhitheemu	Green Fund	On-going	6,785,834	7,830,814	978,852
	R. Innamaadhoo Sewerage Sytem	R.Innamaadhoo	Green Fund	On-going	1,163,686	2,909,215	1,745,529
	Water and Sewerage System -R.Inguraidhoo	R.Inguraidhoo	Green Fund	On-going	10,999,329	9,899,396	1,099,933

Office	Project Name	Island	Funding Agency	Status	2021	2022 Approved	2023
	Water and Sewerage System - R.Vaadhoo	R.Vaadhoo	Green Fund	On-going	6,856,470	6,170,823	685,647
	Water and Sewerage System - B.Hithaadhoo	B.Hithaadhoo	Green Fund	On-going	8,459,832	7,613,849	845,983
	K. Kaashidhoo Sewerage Sytem	K. Kaashidhoo	Green Fund	On-going	6,465,014	1,041,000	-
	Water and Sewerage Network - K.Gulhi	K.Gulhi	Green Fund	On-going	8,782,418	7,904,176	878,242
	Coastal Protection - AA. Rasdhoo	AA.Rasdhoo	Green Fund	On-going	7,998,303	-	-
	AA. Mathiveri Sewerage Sytem	AA.Mathiveri	Green Fund	On-going	19,240,981	1,338,871	-
	Estab. Water System - Adh.Hanyaameedhoo	Adh.Hanyaameedhoo	Green Fund	On-going	5,412,970	11,908,533	1,082,594
	Adh. Omadhoo Sewerage Sytem	Adh.Omadhoo	Green Fund	On-going	8,013,445	7,212,100	801,345
	F. Nilandhoo Water Supply System	F.Nilandhoo	Green Fund	On-going	14,534,535	7,628,211	4,109,436
	F. Bileidhoo Sewerage Sytem	F.Bileidhoo	Green Fund	On-going	19,758,531	1,552,804	-
	Water and Sewerage System - Kanduhulhudoo	GA.Kanduhulhudoo	Green Fund	On-going	12,303,240	11,072,916	1,230,324
	GA. Maamendhoo Sewerage Sytem	GA.Maamendhoo	Green Fund	On-going	22,734,289	1,389,580	-
	GA. Gemanafushi Sewerage Sytem	GA.Gemanafushi	Green Fund	On-going	20,290,815	1,370,609	-
	GDh. Madaveli Sewerage Sytem	GDh.Madaveli	Green Fund	On-going	12,990,044	1,252,470	-
	Coastal Protection (Study)- S.Meedhoo	S.Meedhoo	Green Fund	On-going	5,051,396	16,837,986	11,786,590
	HA. Uttheemu Sewerage Sytem	HA.Uttheemu	Green Fund	Retention	1,458,722	-	-
	HA. Muraidhoo Sewerage Sytem	HA.Muraidhoo	Green Fund	Retention	703,228	-	-
	Coastal Protection - N.Fohdhoo	N.Fohdhoo	Green Fund	Retention	380,630	-	-
	R. Rasmaadhoo Sewerage Sytem	R.Rasmaadhoo	Green Fund	Retention	2,161,431	-	-
	R. Maakurathu Sewerage Sytem	R.Maakurathu	Green Fund	Retention	2,445,021	9,168,829	611,255
	Estab. Sewerage System - Lh.Kurendhoo	Lh.Kurendhoo	Green Fund	Retention	8,819,309	7,937,378	881,931
	K. Guraidhoo Water Supply System	K.Guraidhoo	Green Fund	Retention	1,296,847	-	-
	Estab. RO Plant & Water Storage Tank - AA. Rasdhoo	AA.Rasdhoo	Green Fund	Retention	3,222,972	-	-

Office	Project Name	Island	Funding Agency	Status	2021	2022 Approved	2023
	Adh. Hangnaameedhoo Sewerage Sytem	ADh.Hanyaameedhoo	Green Fund	Retention	6,724,039	6,051,635	672,404
	Adh. Dhangethi Water Supply System	ADh.Dhangethi	Green Fund	Retention	703,850	-	-
	F. Feeli Sewerage Sytem	F.Feeli	Green Fund	Retention	2,199,557	-	-
	L. Maavah Sewerage Sytem	L.Maavah	Green Fund	Retention	1,349,185	889,976	-
	Coastal Protection - HA.Filladhoo	HA.Filladhoo	Green Fund	New	1,200,000	10,526,198	4,210,479
	Coastal Protection - HDh.Naivaadhoo	HDh.Naivaadhoo	Green Fund	New	1,000,000	12,233,333	6,116,667
	Coastal Protection - Sh.Komandoo	Sh.Komandoo	Green Fund	New	1,000,000	19,635,000	1,050,000
	Coastal Protection - Sh.Maauingoodhoo	Sh.Maauingoodhoo	Green Fund	New	1,000,000	7,733,333	3,866,667
	Coastal Protection - N.Kudafari	N.Kudafari	Green Fund	New	1,000,000	1,100,000	550,000
	Coastal Protection - N.Maalhendhoo	N.Maalhendhoo	Green Fund	New	1,000,000	3,157,859	10,526,198
	Coastal Protection - R.Vaadhoo	R.Vaadhoo	Green Fund	New	1,000,000	12,216,170	6,108,085
	Coastal Protection - B.Kendhoo	B.Kendhoo	Green Fund	New	1,000,000	2,486,667	1,243,333
	Coastal Protection - AA.Mathiveri	AA.Mathiveri	Green Fund	New	1,000,000	2,816,667	1,408,333
	Coastal Protection - Adh.Mahibadhoo	ADh.Mahibadhoo	Green Fund	New	1,000,000	2,900,000	1,450,000
	Coastal Protection - V.Felidhoo	V.Felidhoo	Green Fund	New	1,000,000	18,513,000	990,000
	Coastal Protection - F.Nilandhoo	F.Nilandhoo	Green Fund	New	2,000,000	3,157,859	9,526,198
	Devel. Swimming Area & Coastal Protection - Th.Vilufushi	Th.Vilufushi	Green Fund	New	1,000,000	4,553,333	2,276,667
	Coastal Protection - Th.Dhiyamigili	Th.Dhiyamigili	Green Fund	New	1,000,000	3,150,000	1,575,000
	Coastal Protection - Th.Thimarafushi	Th.Thimarafushi	Green Fund	New	1,000,000	4,486,667	2,243,333
	Coastal Protection - GA.Dhehvhadhoo	GA.Dhehvhadhoo	Green Fund	New	2,567,250	2,411,040	375,000
	Coastal Protection - GDh.Nadella	GDh.Nadella	Green Fund	New	1,000,000	3,157,859	10,526,198
	Coastal Protection - HDh.Nellaidhoo	HDh.Nellaidhoo	Green Fund	Awarded	2,500,000	12,300,000	750,000
	Coastal Protection - N.Henbadhoo	N.Henbadhoo	Green Fund	Awarded	1,000,000	4,572,000	254,000

Office	Project Name	Island	Funding Agency	Status	2021	2022 Approved	2023
	Water Supply System - N.Holudhoo	N.Holudhoo	Green Fund	Awarded	4,756,304	7,672,575	1,881,522
	Coastal Protection - R.Rasmaadhoo	R.Rasmaadhoo	Green Fund	Awarded	1,000,000	5,400,000	300,000
	Coastal Protection - B.Thulhaadhoo	B.Thulhaadhoo	Green Fund	Awarded	1,000,000	11,739,200	638,000
	Coastal Protection - V.Fulidhoo	V.Fulidhoo	Green Fund	Awarded	1,000,000	17,940,000	975,000
	Water and Sewerage System-Th.Gaadhifushi	Th.Gaadhifushi	Green Fund	Awarded	3,648,595	9,121,486	5,472,892
	Coastal Protection - Th.Gaadhifushi	Th.Gaadhifushi	Green Fund	Awarded	1,000,000	8,856,000	492,000
	Coastal Protection-Gn.Fuvamulah-OREO Prj	Fuvamulah City	Green Fund	Tendering	7,721,332	27,024,660	3,860,666
	Coastal Protection - S. Hithadhoo (Beyrumathi)	S.Hithadhoo	Green Fund	Tendering	1,000,000	15,000,000	6,000,000
	Water and Sewerage System -HA. Maarandhoo	HA.Maarandhoo	Green Fund	Pre-tendering	-	13,051,566	17,402,087
	Water Supply System - HA. Muraidhoo	HA.Muraidhoo	Green Fund	Pre-tendering	-	6,479,214	8,638,951
	Estab. Water & Sewerage System - HA. Thakandhoo	HA.Thakandhoo	Green Fund	Pre-tendering	-	11,562,380	15,416,507
	Water and Sewerage Network -Hiramaradhoo	HDh.Hiramaradhoo	Green Fund	Pre-tendering	-	10,228,951	13,638,600
	Coastal Protection - Sh.Milandhoo	Sh.Milandhoo	Green Fund	Pre-tendering	1,000,000	22,650,000	30,000,000
	Water Supply System -Sh.Feevah	Sh.Feevah	Green Fund	Pre-tendering	-	6,648,765	8,865,020
	Water Supply System - N.Henbadhoo	N.Henbadhoo	Green Fund	Pre-tendering	-	6,324,691	8,432,922
	Water and Sewerage System - N.Foddhoo	N.Foddhoo	Green Fund	Pre-tendering	-	9,678,534	12,904,712
	Water Supply System-R.Innamaadhoo	R.Innamaadhoo	Green Fund	Pre-tendering	-	6,506,033	8,674,710
	Water and Sewerage System - B.Maalhoo	B.Maalhoo	Green Fund	Pre-tendering	-	10,462,320	13,949,759
	Coastal Protection - Lh.Kurendhoo	Lh.Kurendhoo	Green Fund	Pre-tendering	2,502,994	7,000,000	500,000
	Coastal Protection - Lh.Olhuvelifushi	Lh.Olhuvelifushi	Green Fund	Pre-tendering	1,725,144	4,830,403	345,029
	Water Supply System - K.Hinmafushi	K.Hinmafushi	Green Fund	Pre-tendering	-	7,508,982	10,011,976
	Coastal Protection - K.Thulusdhoo	K.Thulusdhoo	Green Fund	Pre-tendering	2,007,195	9,896,142	4,618,200
	Water and Sewerage Network -AA.Himandhoo	AA.Himandhoo	Green Fund	Pre-tendering	-	9,906,769	13,209,026

Office	Project Name	Island	Funding Agency	Status	2021	2022 Approved	2023
	Water Supply System - AA.Mathiveri	AA.Mathiveri	Green Fund	Pre-tendering	-	6,488,358	8,651,144
	Water and Sewerage System - Kunburudhoo	ADh.Kunburudhoo	Green Fund	Pre-tendering	-	8,565,407	11,420,543
	Water Supply System- ADh.Omadhoo	ADh.Omadhoo	Green Fund	Pre-tendering	-	6,421,824	8,562,432
	Coastal Protection - ADh.Omadhoo	ADh.Omadhoo	Green Fund	Pre-tendering	1,000,000	4,245,000	8,490,000
	Sewerage System - ADh.Fenfushi	ADh.Fenfushi	Green Fund	Pre-tendering	4,215,754	10,539,385	6,323,631
	Water and Sewerage System - ADh.Dhihdhoo	ADh.Dhihdhoo	Green Fund	Pre-tendering	-	9,082,609	12,110,146
	Establishing Water & Sewerage System - V.Rakeedhoo	V.Rakeedhoo	Green Fund	Pre-tendering	-	8,847,996	11,797,328
	Water and Sewerage System - V.Keyodhoo	V.Keyodhoo	Green Fund	Pre-tendering	-	9,693,686	12,924,914
	Water and Sewerage Network -M.Naalafushi	M.Naalafushi	Green Fund	Pre-tendering	-	8,779,311	11,705,749
	Coastal Protection - M.Kolhufushi	M.Kolhufushi	Green Fund	Pre-tendering	1,000,000	8,184,531	10,912,708
	Coastal Protection - M. Mulah	M. Mulah	Green Fund	Pre-tendering	1,000,000	8,659,397	12,989,096
	Coastal Protection - M.Dhiggaru	M.Dhiggaru	Green Fund	Pre-tendering	2,703,517	2,539,016	3,540,619
	Coastal Protection - Th. Buruni	Th. Buruni	Green Fund	Pre-tendering	3,060,927	6,655,856	5,179,546
	Coastal Protection - Th.Vandhoo	Th.Vandhoo	Green Fund	Pre-tendering	2,020,309	5,861,145	2,735,200
	Water Supply System - Th.Dhiyamigili	Th.Dhiyamigili	Green Fund	Pre-tendering	-	6,475,791	8,634,388
	Water and Sewerage System - GA.Nilandhoo	GA.Nilandhoo	Green Fund	Pre-tendering	-	14,777,269	19,703,025
	Coastal Protection - GA.Gemanafushi	GA.Gemanafushi	Green Fund	Pre-tendering	1,778,969	31,852,411	1,500,000
	Water and Sewerage Network -GDh.Nadellaa	GDh.Nadella	Green Fund	Pre-tendering	-	12,286,832	16,382,443
	Coastal Protection - GDh.Rathafandhoo	GDh.Rathafandhoo	Green Fund	Pre-tendering	1,016,903	6,596,245	4,397,496
	Devel. East Breakwater & Upgr. Old Jetty - GDh.Thinadhoo	GDh.Thinadhoo	Green Fund	Pre-tendering	11,250,000	37,500,000	22,500,000
	Revetment Project - GDh.Thinadoo	GDh.Thinadoo	Green Fund	Pre-tendering	1,000,000	15,000,000	14,500,000
		S.Hithadhoo	Green Fund	Pre-tendering	3,000,000	3,157,859	10,526,198

Office	Project Name	Island	Funding Agency	Status	2021	2022 Approved	2023
	Sanitation in 5 islands	HDh.Nolhivaranfaru, Lh.Naifaru, K.Hinmafushi, K.Thulusdhoo, Th.Veymandoo	Green Fund	On-going	13,538,475	4,735,389	-
		HDh.Nehlaidhoo, HDh.Neykurendhoo, HDh.Makunudhoo, Sh.Feydhoo, B.Kihaadhoo, B.Kudarikilu, B.Kendhoo, B.Dharavandhoo, B.Dhonfanu, GA.Kolamaafushi, GDh.Hoandehdhoo, GDh.Fiyoaree, GDh.Vaadhoo	Green Fund	Awarded	14,521,347	17,425,616	20,329,885
	Outer Island Harbour, Water Supply & Sewerage - OFID Phase 3						
	Prov. WaterSupply,Sani.&WasteMgmt-OFID-P2	HA.Hoarafushi, HDh.Hanimaadhoo, HDh.Nolhivaram, HDh.Nehlaidhoo, HDh.Vaikaradhoo, HDh.Kumundhoo, HDh.Makunudhoo, Sh.Milandhoo, N.Maafaru, N.Holhudhoo, R.Ungoofaaru, R.Maakurathu, R.Inguraidhoo, B.Eydhafushi, B.Kendhoo, Lh.Naifaru, K.Gaafaru, Dh.Kudahuvadhoo, Th.Vilufushi, Th.Guraidhoo, L.Gan, GA.Villingili, S.Hulhudhoo, S.Feydhoo, S.Maradhoo, S.Maradhoo Feydhoo, S.Meedhoo	Green Fund	On-going	3,405,659	2,848,335	-
1240	Ministry of National Planning, Housing and Infrastructure				2,341,419	122,509	-
	Const. of Mosque Mathimaradhoo,L.Gan	L.Gan	Green Fund	On-going	2,341,419	122,509	-

Office	Project Name	Island	Funding Agency	Status	2021	2022 Approved	2023
1229	Ministry of Environment				113,837,694	96,946,788	69,011,728
	Estab. Regional Waste Management System - Huvadhoo Atoll	Huvadhoo Atoll	Green Fund	On-going	1,040,000	-	-
	Estab. Of Waste Yard - HA. Kelaa	HA. Kelaa	Green Fund	On-going	394,500	-	-
	Estab. Drainage System - N. Holhudhoo	N. Holhudhoo	Green Fund	On-going	367,084	-	-
	Small Scale Waste to Energy Project	R. Vandhoo	Green Fund	On-going	4,802,254	3,000,000	3,000,000
	Greater Male Environmental Improvement & Waste Management	K. Thilafushi	Green Fund	On-going	15,000,000	33,828,110	2,592,103
	Maldives Clean Environment Project	Multiple Islands	Green Fund	On-going	13,184,100	30,000,000	56,013,951
	Preparing Outer Island For Sustainable Energy Devel - POISED	Multiple Islands	Green Fund	On-going	2,620,594	-	-
	Estab. Of Waste Yard (Phase 2) - GDh. Thinadhoo	GDh. Thinadhoo	Green Fund	On-going	1,817,052	778,736	-
	Estab. Drainage System - GDh. Thinadhoo	GDh. Thinadhoo	Green Fund	On-going	32,898,618	1,931,833	-
	Protection of Pond Area - S. Hulhudhoo	S. Hulhudhoo	Green Fund	On-going	300,000	5,725,000	5,725,000
	Estab. Drainage System - S. Feydhoo	S. Feydhoo	Green Fund	On-going	1,151,215	-	-
	Incenerator Installation in K. Maafushi	K. Maafushi	Green Fund	Retention	94,931	-	-
	Land Reclamation & Revetment - K. Thilafushi	K. Thilafushi	Green Fund	Retention	5,858,211	-	-
	Estab. Of Waste Yard - HA. Dhiidhoo	HA. Dhiidhoo	Green Fund	New	500,000	600,000	-
	Waste Management Centre - HDh. Neilaidhoo	HDh. Neilaidhoo	Green Fund	New	1,101,845	58,255	-
	Estab. Of Waste Yard - HDh. Noliivaranfaru	HDh. Noliivaranfaru	Green Fund	New	1,045,475	55,025	-
	Estab. Waste Management System - Sh. Funadhoo	Sh. Funadhoo	Green Fund	New	500,000	758,517	80,000
	Upg. Of Waste Management Centre - N. Kendhikulhudhoo	N. Kendhikulhudhoo	Green Fund	New	990,000	-	-
	Estab. Of Waste Management Centre - N. Velidhoo	N. Velidhoo	Green Fund	New	1,945,000	1,000,000	-
	Upg. Of Waste Management Centre - N. Manadhoo	N. Manadhoo	Green Fund	New	990,000	-	-
	Upg. Of Waste Management Centre - N. Magoodhoo	N. Magoodhoo	Green Fund	New	747,500	-	-
	Upg. Of Waste Management Centre - R. Innamaadhoo	R. Innamaadhoo	Green Fund	New	790,000	-	-

Office	Project Name	Island	Funding Agency	Status	2021	2022 Approved	2023
	Upg. Of Waste Management Centre - B. Kendhoo	B. Kendhoo	Green Fund	New	985,000	-	-
	Upg. Of Waste Management Centre - B. Thulhaadhoo	B. Thulhaadhoo	Green Fund	New	985,000	-	-
	Estab. Of Waste Management Centre - Lh. Hinnavaru	Lh. Hinnavaru	Green Fund	New	1,945,000	100,000	-
	Estab. Ambient Air Quality Monitoring Station - Male	Male' City	Green Fund	New	815,850	4,351,200	271,950
	Estab. Of Regnl Lab for Water Quality Testing - L. Fonadhoo	L. Fonadhoo	Green Fund	New	598,483	3,191,907	199,494
	Estab. Waste Transfer Station - Huvadhu Atoll	GDh. Vaadhoo	Green Fund	New	10,500,000	5,643,700	902,300
	Establishment of Waste Yard - HA. Baarah	HA. Baarah	Green Fund	Pre-tendering	1,500,000	1,000,000	125,250
	Estab. Air Quality Checking System	Male' City, Hulhumale'	Green Fund	Pre-tendering	305,040	1,626,880	101,680
	Zone 1 Regional Waste Management Project	HA. Ihavandhoo, HA. Vashafaru					
		HA. Filladhoo, HA. Utheemu,					
		HDh. Hanimaadhoo, HDh. Naivaadhoo,	Green Fund	New	7,064,942	3,047,625	-
		Sh. Foakaidhoo, Sh. Narudhoo, Sh. Komandoo					

Office	Project Name	Island	Funding Agency	Status	2021	2022 Approved	2023
		HDh.Nolhivaranfaru, Sh.Foakaidhoo, R.Maduvvari, B.Dharavandhoo, AA.Himandhoo, AA.Bodufulhadhoo, AA.Mathiveri, ADh.Kunburudhoo, M.Raihmandhoo, M.Meyvah, M.Dhiggaru, M.Naalaafushi, Dh.Hulhudheli, Dh.Bandidhoo, Dh.Meedhoo, Th.Kandoodhoo, Th.Kiribidhoo, Th.Omadhoo, Th.Vandhoo, Th.Dhiyamigili, Th.Gaadhihfushi, GA.Nilandhoo, GA.Maamendhoo, GA.Kondey, GDh.Hoandehdoo, GDh.Nadella, GDh.Rathafandhoo, GDh.Faresmaathodaa, GDh.Fiyooaree					
	Estab. Water System (4 Islands) & Water Storage (25 Islands)		Green Fund	On-going	1,000,000	250,000	-

6.6 PUBLIC SECTOR INVESTMENT PROGRAM FUNCTION 2021

(IN MVR)

	Domestic Budget	Project Loan	Project Grant	Trust Fund	Total	%
Total	3,386,934,613	3,890,371,283	561,505,638	602,691,345	8,441,502,879	100.0
1 National Security & Public Order	137,501,744	37,500,000	9,014,102	-	184,015,846	2.2
Police	20,427,926	37,500,000	-	-	57,927,926	0.7
National Security	13,000,000	-	3,299,880	-	16,299,880	0.2
Penitentiary	55,057,367	-	-	-	55,057,367	0.7
Court Building	21,468,750	-	-	-	21,468,750	0.3
Rehabilitation	20,006,522	-	5,714,222	-	25,720,744	0.3
Customs	7,541,179	-	-	-	7,541,179	0.1
2 Health & Social Services	563,895,793	305,484,506	6,546,200	-	875,926,499	10.4
Health	296,457,422	180,850,506	2,535,089	-	479,843,017	5.7
Social service	64,243,260	-	4,011,111	-	68,254,371	0.8
Sports	203,195,111	124,634,000	-	-	327,829,111	3.9
3 Education Sector	368,704,584	-	1,507,364	-	370,211,948	4.4
University	28,550,000	-	1,000,000	-	29,550,000	0.4
Education	340,154,584	-	507,364	-	340,661,948	4.0
4 Environmental Protection	44,470,776	305,843,328	206,150,190	190,444,979	746,909,273	8.8
Waste Disposal	-	146,894,889	175,584,254	67,922,599	390,401,742	4.6
Coastal Protection	38,670,776	30,050,139	14,562,152	85,484,869	168,767,936	2.0
Water Drainage System	5,800,000	-	-	34,416,917	40,216,917	0.5
Renewable Energy	-	128,898,300	16,003,784	2,620,594	147,522,678	1.7
5 Water and Sewerage	295,455,042	539,673,274	12,245,655	402,027,363	1,249,401,334	14.8
Sewerage System	23,753,739	50,887,747	-	176,305,537	250,947,023	3.0
Water/Sewerage	186,815,471	488,785,527	-	181,669,541	857,270,539	10.2
Water System	84,885,832	-	12,245,655	44,052,285	141,183,772	1.7
6 Transport	688,351,668	1,974,121,963	144,292,000	-	2,806,765,631	33.2
Harbours	427,318,865	9,849,600	-	-	437,168,465	5.2
Bridges	25,591,989	350,000,000	94,292,000	-	469,883,989	5.6
Airports	131,807,205	1,169,377,950	50,000,000	-	1,351,185,155	16.0
Transport	72,491,000	-	-	-	72,491,000	0.9
Development of Ports	31,142,609	444,894,413	-	-	476,037,022	5.6
7 General Administration	88,672,143	-	43,220,994	-	131,893,137	1.6
Office Buildings	64,562,625	-	39,145,082	-	103,707,707	1.2
Development of Councils	24,109,518	-	4,075,912	-	28,185,430	0.3
8 Housing & Infrastructure	654,950,762	70,000,000	-	-	724,950,762	8.6
Housing	654,950,762	70,000,000	-	-	724,950,762	8.6
9 Mosques	23,746,433	-	5,843,328	2,341,419	31,931,180	0.4

	Domestic Budget	Project Loan	Project Grant	Trust Fund	Total	%
Construction of Mosques	23,746,433	-	5,843,328	2,341,419	31,931,180	0.4
10 Land Reclamation & Road Construction	451,058,071	577,748,212	-	5,858,211	1,034,664,494	12.3
Road Construction	194,078,008	216,940,212	-	-	411,018,220	4.9
Land Reclamation	256,980,063	360,808,000	-	5,858,211	623,646,274	7.4
11 Fisheries & Agriculture	44,647,597	80,000,000	59,789,746	-	184,437,343	2.2
Fisheries / Agriculture	44,647,597	80,000,000	59,789,746	-	184,437,343	2.2
12 Others	25,480,000	-	72,896,059	2,019,373	100,395,432	1.2
Others	25,480,000	-	72,896,059	2,019,373	100,395,432	1.2

6.7 PUBLIC SECTOR INVESTMENT PROGRAM BY ISLAND 2021

(IN MYR)

BA	Office	Island	Project Name	Status	Domestic Budget	Loan	Grant	Trust Fund	Total
Total					3,386,934,613	3,890,371,283	561,505,638	602,691,345	8,441,502,879
HA, Thuraakunu					2,562,810				2,562,810
1058	Ministry of Education		School (2 Class, Toilet, Library & Office) - Thuraakunu	New	800,000	-	-	-	800,000
1215	Ministry of Youth, Sports & Community Empowerment		Developing Sub base - HA, Thuraakunu	On-going	1,122,810	-	-	-	1,122,810
1224	Ministry of National Planning, Housing and Infrastructure		Land Reclamation - HA, Thuraakunu	Pre-Tendering	300,000	-	-	-	300,000
1240	Ministry of Islamic Affairs		Construction Of Mosque - HA, Thuraakunu	New	340,000	-	-	-	340,000
HA, Uligamu					12,833,234	-	-	-	12,833,234
1058	Ministry of Education		School Building (8 Class, Lab, AV Room & Wall) - HA, Uligamu	New	2,800,000	-	-	-	2,800,000
1215	Ministry of Youth, Sports & Community Empowerment		Estab. Of Futsal Ground - HA, Uligamu	New	1,300,000	-	-	-	1,300,000
1224	Ministry of National Planning, Housing and Infrastructure		Water and Sewerage Network - HA, Uligamu	On-going	8,533,234	-	-	-	8,533,234
1224	Ministry of National Planning, Housing and Infrastructure		Expansion of Harbour - HA, Uligamu	Tendering	200,000	-	-	-	200,000
1224	Ministry of National Planning, Housing and Infrastructure		Prov. WaterSupply,Sani.&WasteMgmt-OFID-P2	On-going					
HA, Molhadhoo					11,122,077	-	-	-	11,122,077
1058	Ministry of Education		School 3 Classroom - HA, Molhadhoo	New	500,000	-	-	-	500,000
1224	Ministry of National Planning, Housing and Infrastructure		Habour Construction - HA, Molhadhoo	On-going	3,280,477	-	-	-	3,280,477
1224	Ministry of National Planning, Housing and Infrastructure		Estab. Water & Sewerage System - HA, Molhadhoo	Tendering	7,341,600	-	-	-	7,341,600
1224	Ministry of National Planning, Housing and Infrastructure		Prov. WaterSupply,Sani.&WasteMgmt-OFID-P2	On-going					
HA, Hoarafushi					23,407,537	2,000,000	4,000,000	-	29,407,537
1016	Ministry of Home Affairs		Const. Of Juvenile Justice Unit - HA, Hoarafushi	New	2,900,000	-	-	-	2,900,000
1215	Ministry of Youth, Sports & Community Empowerment		Devel. Of Football Ground - HA, Hoarafushi	On-going	1,907,151	-	-	-	1,907,151
1224	Ministry of National Planning, Housing and Infrastructure		Estab. Of Airport - HA, Hoarafushi	On-going	9,551,100	-	-	-	9,551,100
1224	Ministry of National Planning, Housing and Infrastructure		Coastal Protection - HA, Hoarafushi	New	6,329,286	-	-	-	6,329,286
1224	Ministry of National Planning, Housing and Infrastructure		Developing Roads - HA, Hoarafushi	Pre-Tendering	-	2,000,000	-	-	2,000,000
1233	Ministry of Fisheries, Marine Resources and Agriculture		Estab. Ice Plant - HA, Hoarafushi	New	2,000,000	-	-	-	2,000,000
1276	Local Government Authority		Construction Of Council Office - HA, Hoarafushi	New	720,000	-	-	-	720,000
1285	HA, Hoarafushee Council		Estab. Of A.A. Water Bottling Plant - HA, Hoarafushi	On-going	-	-	4,000,000	-	4,000,000
1224	Ministry of National Planning, Housing and Infrastructure		Prov. WaterSupply,Sani.&WasteMgmt-OFID-P2	On-going					

BA	Office	Island	Project Name	Status	Domestic Budget	Loan	Grant	Trust Fund	Total
HA. Ihavandhoo					24,402,640	-	-	-	24,402,640
1058	Ministry of Education	HA. Ihavandhoo School Multipurpose	On-going		1,022,878	-	-	-	1,022,878
1163	Ministry of Health	Health Centre Upgrade - HA. Ihavandhoo	New		100,000	-	-	-	100,000
1215	Ministry of Youth, Sports & Community Empowerment	Devel. Of Youth Centre - HA. Ihavandhoo	New		2,909,179	-	-	-	2,909,179
1215	Ministry of Youth, Sports & Community Empowerment	Developing Sub base - HA. Ihavandhoo	Awarded		600,000	-	-	-	600,000
1215	Ministry of Youth, Sports & Community Empowerment	Turfing Football Stadium - HA. Ihavandhoo	Awarded		1,780,651	-	-	-	1,780,651
1224	Ministry of National Planning, Housing and Infrastructure	Harbor Upgrading - HA. Ihavandhoo	On-going		9,181,009	-	-	-	9,181,009
1224	Ministry of National Planning, Housing and Infrastructure	Land Reclamation - HA. Ihavandhoo	Tendering		8,808,923	-	-	-	8,808,923
1229	Ministry of Environment	Zone 1 Regional Waste Management Project	New						
HA. Kelaa					7,064,819	-	-	394,500	7,459,319
1058	Ministry of Education	Sheih Ibrahim School (Hall & Classroom) HA. Kelaa	Tendering		514,952	-	-	-	514,952
1163	Ministry of Health	Upgrading of Health Centre - HA. Kelaa	New		1,400,000	-	-	-	1,400,000
1215	Ministry of Youth, Sports & Community Empowerment	Devel. Of Football Ground Stands - HA. Kelaa	New		2,000,000	-	-	-	2,000,000
1224	Ministry of National Planning, Housing and Infrastructure	Harbor Project (Phase II) - HA. Kelaa	Retention		872,300	-	-	-	872,300
1224	Ministry of National Planning, Housing and Infrastructure	Road Construction - HA. Kelaa	Pre-Tendering		215,067	-	-	-	215,067
1229	Ministry of Environment	Estab. Of Waste Yard - HA. Kelaa	On-going		-	-	-	394,500	394,500
1276	Local Government Authority	Construction Of Fish Market - HA. Kelaa	New		1,500,000	-	-	-	1,500,000
1276	Local Government Authority	Construction Of Farmers Market - HA. Kelaa	New		562,500	-	-	-	562,500
1224	Ministry of National Planning, Housing and Infrastructure	Micro grid desalination Plant	On-going						
1224	Ministry of National Planning, Housing and Infrastructure	Provision of Water Supply & Sewerage Project	Tendering						
HA. Vashafaru					239,302	-	-	-	239,302
1058	Ministry of Education	School Building (AV & Science Room) - HA. Vashafaru	Retention		79,302	-	-	-	79,302
1163	Ministry of Health	Health Centre Extension - HA. Vashafaru	New		160,000	-	-	-	160,000
1229	Ministry of Environment	Zone 1 Regional Waste Management Project	New						
1224	Ministry of National Planning, Housing and Infrastructure	Establishing Water & Sewerage System - HA. Vashafaru	Pre-Tendering		-	-	-	-	-
HA. Dhindhoo					40,607,578	-	-	500,000	41,107,578
1058	Ministry of Education	School Building (12 Class & Office) - HA. Atoll	New		2,600,000	-	-	-	2,600,000
1129	Ministry of Higher Education	Estab. Of Junior College - HA. Dhindhoo	New		320,000	-	-	-	320,000
1163	Ministry of Health	Hospital Extension - HA. Dhindhoo	Tendering		12,964,455	-	-	-	12,964,455
1215	Ministry of Youth, Sports & Community Empowerment	Devel. Of Football Ground - HA. Dhindhoo	Retention		300,523	-	-	-	300,523

BA	Office	Island	Project Name	Status	Domestic Budget	Loan	Grant	Trust Fund	Total
1215	Ministry of Youth, Sports & Community Empowerment		Stands and Lighting Of Football Ground - HA.Dhiidhoo	New	500,000	-	-	-	500,000
1224	Ministry of National Planning, Housing and Infrastructure		Installing street lights in 250 housing units - HA.Dhiidhoo	On-going	3,556,136	-	-	-	3,556,136
1224	Ministry of National Planning, Housing and Infrastructure		Land Reclamation - HA.Dhiidhoo	New	350,000	-	-	-	350,000
1224	Ministry of National Planning, Housing and Infrastructure		Road Construction - HA.Dhiidhoo	New	2,000,000	-	-	-	2,000,000
1224	Ministry of National Planning, Housing and Infrastructure		Estab. Drainage System - HA.Dhiidhoo	New	1,000,000	-	-	-	1,000,000
1224	Ministry of National Planning, Housing and Infrastructure		Coastal Protection - HA.Dhiidhoo	New	5,169,784	-	-	-	5,169,784
1224	Ministry of National Planning, Housing and Infrastructure		Developing Harbour - HA.Dhiidhoo	Tendering	10,320,180	-	-	-	10,320,180
1224	Ministry of National Planning, Housing and Infrastructure		Jetty Construction - HA.Dhiidhoo	Tendering	200,000	-	-	-	200,000
1224	Ministry of National Planning, Housing and Infrastructure		Repair of 5 Housing Units - HA.Dhiidhoo	Pre-Tendering	751,500	-	-	-	751,500
1229	Ministry of Environment		Estab. Of Waste Yard - HA.Dhiidhoo	New	-	-	-	500,000	500,000
1240	Ministry of Islamic Affairs		Construction Of Islamic Centre - HA.Dhiidhoo	New	575,000	-	-	-	575,000
1224	Ministry of National Planning, Housing and Infrastructure		Prov. WaterSupply,Sani.&WasteMgmt-OFID-P2	On-going					
1224	Ministry of National Planning, Housing and Infrastructure		Installing Street Lights in Road Devel. Islands	Pre-Tendering					
		HA. Filladhoo			8,589,093	-	-	1,200,000	9,789,093
1058	Ministry of Education		School Building (Hall) - HA.Filladhoo	New	2,400,000	-	-	-	2,400,000
1163	Ministry of Health		Health Centre Extension - HA.Filladhoo	New	1,031,250	-	-	-	1,031,250
1224	Ministry of National Planning, Housing and Infrastructure		Estab. Water & Sewerage System - HA.Filladhoo	On-going	4,657,843	-	-	-	4,657,843
1224	Ministry of National Planning, Housing and Infrastructure		Coastal Protection - HA.Filladhoo	New	-	-	-	1,200,000	1,200,000
1224	Ministry of National Planning, Housing and Infrastructure		Developing Roads - HA.Filladhoo	Pre-Tendering	500,000	-	-	-	500,000
1229	Ministry of Environment		Zone 1 Regional Waste Management Project	New					
		HA. Maarandhoo			3,477,500	-	-	-	3,477,500
1058	Ministry of Education		School 2 Storey Building - HA.Maarandhoo	New	1,500,000	-	-	-	1,500,000
1163	Ministry of Health		Health Centre Extension - HA.Maarandhoo	New	477,500	-	-	-	477,500
1215	Ministry of Youth, Sports & Community Empowerment		Dev. of Football Ground - HA.Maarandhoo	New	1,500,000	-	-	-	1,500,000
1224	Ministry of National Planning, Housing and Infrastructure		Prov. WaterSupply,Sani.&WasteMgmt-OFID-P2	On-going					
1224	Ministry of National Planning, Housing and Infrastructure		Water and Sewerage System -HA.Maarandhoo	Pre-Tendering	-	-	-	-	-
		HA. Thakandhoo			1,974,940	-	-	-	1,974,940
1215	Ministry of Youth, Sports & Community Empowerment		Estab. Of Outdoor Gym - HA.Thakandhoo	Tendering	75,000	-	-	-	75,000
1224	Ministry of National Planning, Housing and Infrastructure		Upgrading Entrance Channel - HA.Thakandhoo	Tendering	1,899,940	-	-	-	1,899,940

BA	Office	Island	Project Name	Status	Domestic Budget	Loan	Grant	Trust Fund	Total
1224	Ministry of National Planning, Housing and Infrastructure		Prov.WaterSupply,Sani.&WasteMgmt-OFID-P2	On-going					
1224	Ministry of National Planning, Housing and Infrastructure		Estab. Water & Sewerage System - HA, Thakandhoo	Pre-Tendering					
		HA. Utheemu			10,455,000	-	-	1,458,722	11,913,722
1058	Ministry of Education		Finishing Of School 4 Classroom Building - HA,Utheemu	New	1,500,000	-	-	-	1,500,000
1224	Ministry of National Planning, Housing and Infrastructure		HA. Utheemu Sewerage Sytem	Retention	-	-	-	1,458,722	1,458,722
1224	Ministry of National Planning, Housing and Infrastructure		Estab. Water System - HA,Utheemu	Tendering	5,635,000	-	-	-	5,635,000
1271	Department of Heritage		Upgrade Uthymu B.thakrufn Hadhany Markaz	On-going	3,000,000	-	-	-	3,000,000
1532	Ministry of Arts, Culture and Heritage		Estab. Of Museum - HA,Utheemu	New	320,000	-	-	-	320,000
1229	Ministry of Environment		Zone 1 Regional Waste Management Project	New					
		HA. Muraidhoo			4,445,515	-	-	703,228	5,148,743
1058	Ministry of Education		School Building (2 Class & Science Lab) - HA, Muraidhoo	Retention	41,887	-	-	-	41,887
1215	Ministry of Youth, Sports & Community Empowerment		Estab. Of Football Ground - HA, Muraidhoo	New	3,000,000	-	-	-	3,000,000
1224	Ministry of National Planning, Housing and Infrastructure		HA. Muraidhoo Sewerage Sytem	Retention	-	-	-	703,228	703,228
1224	Ministry of National Planning, Housing and Infrastructure		Developing Harbour - HA, Muraidhoo	Tendering	1,403,628	-	-	-	1,403,628
1224	Ministry of National Planning, Housing and Infrastructure		Prov.WaterSupply,Sani.&WasteMgmt-OFID-P2	On-going					
1224	Ministry of National Planning, Housing and Infrastructure		Water Supply System - HA, Muraidhoo	Pre-Tendering					
		HA. Baarah			3,290,528	-	-	12,959,457	16,249,985
1058	Ministry of Education		School Building (12 Class Rooms) - HA, Baarah	Retention	720,528	-	-	-	720,528
1215	Ministry of Youth, Sports & Community Empowerment		Estab. Of Football Ground - HA,Baarah	New	195,000	-	-	-	195,000
1215	Ministry of Youth, Sports & Community Empowerment		Devel. Of Youth Centre - HA, Baarah	New	1,000,000	-	-	-	1,000,000
1215	Ministry of Youth, Sports & Community Empowerment		Devel. Of Outdoor Gym - HA, Baarah	Tendering	75,000	-	-	-	75,000
1224	Ministry of National Planning, Housing and Infrastructure		HA. Baarah Sewerage Sytem	On-going	-	-	-	11,459,457	11,459,457
1224	Ministry of National Planning, Housing and Infrastructure		Developing Harbour - HA, Baarah	New	1,000,000	-	-	-	1,000,000
1229	Ministry of Environment		Establishment of Waste Yard - HA, Baarah	Pre-Tendering	-	-	-	1,500,000	1,500,000
1264	Department of Judicial Administration		Construction Of Magistrate Court - HA,Baarah	New	300,000	-	-	-	300,000
1224	Ministry of National Planning, Housing and Infrastructure		Provision of Water Supply & Sewerage Project	Tendering					
		HDh. Hanimaadhoo			35,896,451	62,450,824	-	-	98,347,275
1058	Ministry of Education		School Building (4 Class & Hall) - HDh.Hanimaadhoo	Retention	124,956	-	-	-	124,956
1215	Ministry of Youth, Sports & Community Empowerment		Devel. Of Football Ground - HDh.Hanimaadhoo	New	1,780,651	-	-	-	1,780,651
1215	Ministry of Youth, Sports & Community Empowerment		Devel. Of Swimming Track - HDh.Hanimaadhoo	New	712,500	-	-	-	712,500

BA	Office	Island	Project Name	Status	Domestic Budget	Loan	Grant	Trust Fund	Total
1224	Ministry of National Planning, Housing and Infrastructure	Harbor Upgrading - HDh. Hanimaadhoo	On-going	9,561,187	-	-	-	-	9,561,187
1224	Ministry of National Planning, Housing and Infrastructure	Developing Roads - HDh. Hanimaadhoo	On-going	8,500,108	-	-	-	-	8,500,108
1224	Ministry of National Planning, Housing and Infrastructure	Upgrading of Airport - HDh. Hanimaadhoo	New	3,747,049	62,450,824	-	-	-	66,197,873
1224	Ministry of National Planning, Housing and Infrastructure	Finishing Of 100 Housing units - HDh. Hanimaadhoo	Tendering	10,470,000	-	-	-	-	10,470,000
1240	Ministry of Islamic Affairs	Construction Of Mosque - HDh. Hanimaadhoo	New	1,000,000	-	-	-	-	1,000,000
1224	Ministry of National Planning, Housing and Infrastructure	Prov WaterSupply,Sani.&WasteMgmt-OFID-P2	On-going						
1224	Ministry of National Planning, Housing and Infrastructure	Installing Street Lights in Road Devel. Islands	Pre-Tendering						
1229	Ministry of Environment	Zone 1 Regional Waste Management Project	New						
1233	Ministry of Fisheries, Marine Resources and Agriculture	Estab. Of Quarantine Facility at Commercial Ports	New						
		HDh. Finney			4,600,000	-	-	8,709,799	13,309,799
1058	Ministry of Education	School New Building - HDh. Finney	New	2,100,000	-	-	-	-	2,100,000
1163	Ministry of Health	Upgrading Health Centre (Boundary Wall) - HDh. Finney	New	500,000	-	-	-	-	500,000
1215	Ministry of Youth, Sports & Community Empowerment	Dev. Of Volley Court - HDh. Finney	New	500,000	-	-	-	-	500,000
1215	Ministry of Youth, Sports & Community Empowerment	Upgrading of Football Ground - HDh. Finney	New	1,500,000	-	-	-	-	1,500,000
1224	Ministry of National Planning, Housing and Infrastructure	Establishing Water & Sewerage System - HDh. Finney	On-going	-	-	-	-	8,709,799	8,709,799
1224	Ministry of National Planning, Housing and Infrastructure	Prov. WaterSupply,Sani.&WasteMgmt-OFID-P2	On-going						
		HDh. Naivaadhoo			6,989,000	-	-	7,217,097	14,206,097
1058	Ministry of Education	School Building (Boundary Wall) - HDh. Naivaadhoo	Retention	65,000	-	-	-	-	65,000
1058	Ministry of Education	School Building (Hall) - HDh. Naivaadhoo	New	700,000	-	-	-	-	700,000
1224	Ministry of National Planning, Housing and Infrastructure	Estab. Water System - HDh. Naivaadhoo	On-going	-	-	-	-	6,217,097	6,217,097
1224	Ministry of National Planning, Housing and Infrastructure	Coastal Protection - HDh. Naivaadhoo	New	-	-	-	-	1,000,000	1,000,000
1224	Ministry of National Planning, Housing and Infrastructure	Estab. Sewerage System - HDh. Naivaadhoo	Tendering	5,474,000	-	-	-	-	5,474,000
1224	Ministry of National Planning, Housing and Infrastructure	Upgrading of Harbour - HDh. Nalladhoo	Pre-Tendering	750,000	-	-	-	-	750,000
1229	Ministry of Environment	Zone 1 Regional Waste Management Project	New						
		HDh. Hirimaradhoo			1,000,000	-	-	-	1,000,000
1240	Ministry of Islamic Affairs	Construction Of Mosque - HDh. Hirimaradhoo	New	1,000,000	-	-	-	-	1,000,000
1224	Ministry of National Planning, Housing and Infrastructure	Prov. WaterSupply,Sani.&WasteMgmt-OFID-P2	On-going						
1224	Ministry of National Planning, Housing and Infrastructure	Water and Sewerage Network -Hirimaradhoo	Pre-Tendering	-	-	-	-	-	-

BA Office	Island	Project Name	Status	Domestic Budget	Loan	Grant	Trust Fund	Total
	Hdh. Nohivaranfahu			14,161,883	-	-	1,045,475	15,207,358
1224	Ministry of National Planning, Housing and Infrastructure	Const. of 396 Housing Units in HDH and HA	Retention	1,911,883	-	-	-	1,911,883
1224	Ministry of National Planning, Housing and Infrastructure	Completion Of Housing Units - HDh. Nohivaranfahu	Tendering	9,750,000	-	-	-	9,750,000
1224	Ministry of National Planning, Housing and Infrastructure	Developing Roads - HDh. Nohivaranfahu	Pre-Tendering	1,500,000	-	-	-	1,500,000
1229	Ministry of Environment	Estab. Of Waste Yard - HDh. Nohivaranfahu	New	-	-	-	1,045,475	1,045,475
1276	Local Government Authority	Cemetery Boundary Wall - HDh. Nohivaranfahu	New	1,000,000	-	-	-	1,000,000
1224	Ministry of National Planning, Housing and Infrastructure	Reconstruction of Harbours - IDB	On-going					
1224	Ministry of National Planning, Housing and Infrastructure	Sanitation in 5 Islands	On-going					
1229	Ministry of Environment	Estab. Water System (4 Islands) & Water Storage (25 Islands)	On-going					
	Hdh. Nelliadhoo			6,514,675	-	-	3,601,845	10,116,520
1058	Ministry of Education	Const. of 2 Classroom - HDh. Nelliadhoo	Retention	101,137	-	-	-	101,137
1215	Ministry of Youth, Sports & Community Empowerment	Devel. Of Football Ground - HDh. Nelliadhoo	Retention	275,204	-	-	-	275,204
1224	Ministry of National Planning, Housing and Infrastructure	Upgrading of Harbour - HDh. Nelliadhoo	On-going	6,138,334	-	-	-	6,138,334
1224	Ministry of National Planning, Housing and Infrastructure	Coastal Protection - HDh. Nelliadhoo	Awarded	-	-	-	2,500,000	2,500,000
1229	Ministry of Environment	Waste Management Centre - HDh. Nelliadhoo	New	-	-	-	1,101,845	1,101,845
1224	Ministry of National Planning, Housing and Infrastructure	Prov WaterSupply,Sani.&WasteMgmt-OFID-P2	On-going					
1224	Ministry of National Planning, Housing and Infrastructure	Outer Island Harbour, Water Supply & Sewerage - OFID Phase 3	Awarded					
	Hdh. Nohivaram			15,027,792	-	-	-	15,027,792
1058	Ministry of Education	Const. of 5 Classroom - HDh. Nohivaram	On-going	2,304,776	-	-	-	2,304,776
1058	Ministry of Education	School Building (Multi Purp. Hall) - HDh. Nohivaram	New	1,500,000	-	-	-	1,500,000
1215	Ministry of Youth, Sports & Community Empowerment	Devel. Of Football Ground - HDh. Nohivaram	On-going	1,780,651	-	-	-	1,780,651
1215	Ministry of Youth, Sports & Community Empowerment	Devel. Of Childrens Park - HDh. Nohivaram	New	1,000,000	-	-	-	1,000,000
1224	Ministry of National Planning, Housing and Infrastructure	Water Supply System - HDh. Nohivaram	On-going	8,442,365	-	-	-	8,442,365
1224	Ministry of National Planning, Housing and Infrastructure	Reconstruction of Harbours - IDB	On-going					
1224	Ministry of National Planning, Housing and Infrastructure	Prov WaterSupply,Sani.&WasteMgmt-OFID-P2	On-going					
	Hdh. Kurinbee			4,093,153	-	-	6,859,487	10,952,640
1058	Ministry of Education	Classroom & Staff Room - HDh. Kurinbi 5	On-going	1,175,653	-	-	-	1,175,653
1215	Ministry of Youth, Sports & Community Empowerment	Estab. Of Netball Court - HDh. Kurinbi	New	500,000	-	-	-	500,000
1215	Ministry of Youth, Sports & Community Empowerment	FootballGround Boundary Wall-HDh. Kurinbi	New	475,000	-	-	-	475,000
1224	Ministry of National Planning, Housing and Infrastructure	Water and Sewerage System - HDh. Kurinbi	On-going	-	-	-	6,859,487	6,859,487

BA	Office	Island	Project Name	Status	Domestic Budget	Loan	Grant	Trust Fund	Total
1224	Ministry of National Planning, Housing and Infrastructure		Developing Harbour - HDh. Kurinbi	Pre-Tendering	1,942,500	-	-	-	1,942,500
1224	Ministry of National Planning, Housing and Infrastructure		Prov.WaterSupply,Sani.&WasteMgmt-OFID-P2	On-going					
		HDh. Kulhudhuffushi			146,581,609	3,000,000	-	-	149,581,609
1013	Maldives National Defense Force		Fire Station Vehicle Garage Extension - Kulhudhuffushi	New	500,000	-	-	-	500,000
1014	National Disaster Management Authority		Estab. of Reg. Emergency Oper. Centre - HDh.Kulhudhuffushi	New	1,120,000	-	-	-	1,120,000
1058	Ministry of Education		Const. 12 Classroom in AEC, Kulhuduffushi	On-going	2,077,027	-	-	-	2,077,027
1058	Ministry of Education		Afeefudheen School Boundary Wall	Retention	24,996	-	-	-	24,996
1058	Ministry of Education		Afeefudhin School Building (8 Classroom)	New	2,650,000	-	-	-	2,650,000
1058	Ministry of Education		School Building (Office) - HDh.Atoll	New	1,500,000	-	-	-	1,500,000
1058	Ministry of Education		Jalaaludin School Building (8 Classroom)	New	2,650,000	-	-	-	2,650,000
1129	Ministry of Higher Education		Estab. Of State of Art TIVET Institution - Kulhudhuffushi	New	2,715,000	-	-	-	2,715,000
1163	Ministry of Health		Upgrading of Tertiary Hospital - Kulhudhuffushi	On-going	6,273,398	-	-	-	6,273,398
1163	Ministry of Health		Dev. of New Tertiary Hospital - Kulhudhuffushi	New	22,500,000	-	-	-	22,500,000
1163	Ministry of Health		Estab. Of Dhamanaveshi - HDh. Kulhudhuffushi	New	3,600,000	-	-	-	3,600,000
1163	Ministry of Health		Const. ER and 10 Consultation Room	New	10,387,423	-	-	-	10,387,423
1215	Ministry of Youth, Sports & Community Empowerment		Devel. Of Football Ground - Kulhudhuffushi	On-going	1,780,651	-	-	-	1,780,651
1215	Ministry of Youth, Sports & Community Empowerment		Dev. Of Volley Court - HDh. Kulhudhuffushi	New	500,000	-	-	-	500,000
1215	Ministry of Youth, Sports & Community Empowerment		Estab. Of Synthetic Track - Kulhudhuffushi	New	-	3,000,000	-	-	3,000,000
1215	Ministry of Youth, Sports & Community Empowerment		Estab. Of Outdoor Gym - Kulhudhuffushi	Tendering	75,000	-	-	-	75,000
1224	Ministry of National Planning, Housing and Infrastructure		Insatll Road Speed Breakers-Kulhudhuffushi	New	1,300,000	-	-	-	1,300,000
1224	Ministry of National Planning, Housing and Infrastructure		Repair Of 40 Housing units - HDh.Kulhudhuffushi	On-going	8,260,443	-	-	-	8,260,443
1224	Ministry of National Planning, Housing and Infrastructure		Harbour Expansion Project - Kulhudhuffushi	On-going	20,644,868	-	-	-	20,644,868
1224	Ministry of National Planning, Housing and Infrastructure		Dev. Of Airport - HDh.Kulhudhuffushi	On-going	21,504,818	-	-	-	21,504,818
1224	Ministry of National Planning, Housing and Infrastructure		Jetty Construction - HDh. Kulhudhuffushi	New	3,000,000	-	-	-	3,000,000
1224	Ministry of National Planning, Housing and Infrastructure		Estab. Drainage System - Kulhudhuffushi	New	1,000,000	-	-	-	1,000,000
1224	Ministry of National Planning, Housing and Infrastructure		Const. Of Office Complex - HDh.Kulhudhuffushi	New	8,000,000	-	-	-	8,000,000
1224	Ministry of National Planning, Housing and Infrastructure		Finishing Of 105 Housing units - HDh.Kulhudhuffushi	Tendering	10,237,500	-	-	-	10,237,500
1224	Ministry of National Planning, Housing and Infrastructure		Developing Roads (Phase 2) - Kulhudhuffushi	Pre-Tendering	14,099,354	-	-	-	14,099,354
1276	Local Government Authority		Upgrade Council Building -Kulhudhuffushi	Retention	181,131	-	-	-	181,131
1224	Ministry of National Planning, Housing and Infrastructure		Prov.WaterSupply,Sani.&WasteMgmt-OFID-P2	On-going					

BA	Office	Island	Project Name	Status	Domestic Budget	Loan	Grant	Trust Fund	Total
1224	Ministry of National Planning, Housing and Infrastructure	Maldives Urban Dev. & Resilience Project		Tendering					
1224	Ministry of National Planning, Housing and Infrastructure	Installing Street Lights in Road Devel. Islands		Pre-Tendering					
		HDh. Kumundhoo			4,175,000	-	-	-	4,175,000
1058	Ministry of Education	Const. of 12 classroom - HDh. Kumundhoo		New	1,800,000	-	-	-	1,800,000
1215	Ministry of Youth, Sports & Community Empowerment	Dev. Of Volley Court - HDh. Kumundhoo		New	300,000	-	-	-	300,000
1215	Ministry of Youth, Sports & Community Empowerment	Estab. Of Outdoor Gym - HDh. Kumundhoo		Tendering	75,000	-	-	-	75,000
1224	Ministry of National Planning, Housing and Infrastructure	Developing Entrance Channel - HDh. Kumundhoo		Pre-Tendering	2,000,000	-	-	-	2,000,000
1224	Ministry of National Planning, Housing and Infrastructure	Prov. WaterSupply,Sani.&WasteMgmt-OFID-P2		Ongoing					
1224	Ministry of National Planning, Housing and Infrastructure	Water and Sewerage System -HDh. Kumundhoo		Pre-Tendering	-	-	-	-	-
		HDh. Neykurendhoo			20,350,000	-	-	-	20,350,000
1016	Ministry of Home Affairs	Estab. Of Correction Facility - HDh. Neykurendhoo		Pre-Tendering	17,400,000	-	-	-	17,400,000
1058	Ministry of Education	School Building (Boundary Wall) - HDh. Neykurendhoo		Retention	75,000	-	-	-	75,000
1058	Ministry of Education	School 4 Classroom - HDh. Neykurendhoo		New	1,000,000	-	-	-	1,000,000
1215	Ministry of Youth, Sports & Community Empowerment	Dev. Of Volley Court - HDh. Neykurendhoo		New	300,000	-	-	-	300,000
1215	Ministry of Youth, Sports & Community Empowerment	Devel. Of Football Ground - HDh. Neykurendhoo		New	1,500,000	-	-	-	1,500,000
1215	Ministry of Youth, Sports & Community Empowerment	Estab. Of Outdoor Gym - HDh. Neykurendhoo		Tendering	75,000	-	-	-	75,000
1224	Ministry of National Planning, Housing and Infrastructure	Outer Island Harbour, Water Supply & Sewerage - OFID Phase 3		Awarded					
		HDh. Vaikaradhoo			5,782,121	-	-	-	5,782,121
1058	Ministry of Education	Const. of 12 Classroom - HDh. Vaikaradhoo		Ongoing	2,059,524	-	-	-	2,059,524
1163	Ministry of Health	Health Centre Extension - HDh. Vaikaradhoo		New	300,000	-	-	-	300,000
1215	Ministry of Youth, Sports & Community Empowerment	Repairing Futsal Ground - HDh. Vaikaradhoo		New	1,000,000	-	-	-	1,000,000
1215	Ministry of Youth, Sports & Community Empowerment	Est. of Youth Centre - HDh. Vaikaradhoo		New	1,260,000	-	-	-	1,260,000
1215	Ministry of Youth, Sports & Community Empowerment	Estab. Of Outdoor Gym - HDh. Vaikaradhoo		Tendering	75,000	-	-	-	75,000
1224	Ministry of National Planning, Housing and Infrastructure	Estab. Drainage System - HDh. Vaikaradhoo		New	1,000,000	-	-	-	1,000,000
1276	Local Government Authority	Const. of Fish Market - HDh. Vaikaradhoo		Retention	87,597	-	-	-	87,597
1224	Ministry of National Planning, Housing and Infrastructure	Prov. WaterSupply,Sani.&WasteMgmt-OFID-P2		Ongoing					
1224	Ministry of National Planning, Housing and Infrastructure	Provision of Water Supply & Sewerage Project		Tendering					
		HDh. Makunadhoo			3,171,324	-	-	-	3,171,324
1058	Ministry of Education	School Building (Multi Pump. Hall) - HDh. Makunadhoo		New	1,316,324	-	-	-	1,316,324
1163	Ministry of Health	Health Centre Extension - HDh. Makunadhoo		New	455,000	-	-	-	455,000

BA	Office	Island	Project Name	Status	Domestic Budget	Loan	Grant	Trust Fund	Total
1215	Ministry of Youth, Sports & Community Empowerment		Devel. Of Handball Court - HDh. Makunudhoo	New	400,000	-	-	-	400,000
1224	Ministry of National Planning, Housing and Infrastructure		Development of slipway - HDh. Makunudhoo	New	1,000,000	-	-	-	1,000,000
1224	Ministry of National Planning, Housing and Infrastructure		Prov. Water Supply, Sani. & Waste Mgmt - OFID-P2	On-going					
1224	Ministry of National Planning, Housing and Infrastructure		Outer Island Harbour, Water Supply & Sewerage - OFID Phase 3	Awarded					
		Sh. Kanditheemu			7,375,000	-	-	6,907,710	14,282,710
1058	Ministry of Education		School Building (Multi Purp. Hall) - Sh. Atoll	New	1,600,000	-	-	-	1,600,000
1163	Ministry of Health		Health Centre New Building - Sh. Kanditheemu	New	2,200,000	-	-	-	2,200,000
1215	Ministry of Youth, Sports & Community Empowerment		Estab. Of Football Ground - Sh. Kanditheemu	New	3,500,000	-	-	-	3,500,000
1215	Ministry of Youth, Sports & Community Empowerment		Devel. Of Outdoor Gym - Sh. Kanditheemu	Tendering	75,000	-	-	-	75,000
1224	Ministry of National Planning, Housing and Infrastructure		Water Supply System - Sh. Kanditheemu	On-going	-	-	-	6,907,710	6,907,710
1224	Ministry of National Planning, Housing and Infrastructure		Prov. Water Supply, Sani. & Waste Mgmt - OFID-P2	On-going					
		Sh. Noonaraa			1,403,922	-	-	-	1,403,922
1058	Ministry of Education		School Building (2 Classroom) - Sh. Noonaraa	New	860,000	-	-	-	860,000
1224	Ministry of National Planning, Housing and Infrastructure		Upgrading of Habour - Sh. Noonaraa	Retention	543,922	-	-	-	543,922
1224	Ministry of National Planning, Housing and Infrastructure		Prov. Water Supply, Sani. & Waste Mgmt - OFID-P2	On-going					
1224	Ministry of National Planning, Housing and Infrastructure		Estab. Water & Sewerage System - Sh. Noonaraa	Tendering	-	-	-	-	-
		Sh. Goldhoo			5,290,075	-	-	-	5,290,075
1058	Ministry of Education		School 8 Classroom - Sh. Goldhoo	New	1,000,000	-	-	-	1,000,000
1163	Ministry of Health		Health Centre New Building - Sh. Goldhoo	New	4,290,075	-	-	-	4,290,075
1224	Ministry of National Planning, Housing and Infrastructure		Water and Sewerage System - Sh. Goldhoo	Pre-Tendering	-	-	-	-	-
		Sh. Feydhoo			9,481,841	-	-	-	9,481,841
1058	Ministry of Education		School Building (8 Class & Multi Purp. Hall) - Sh. Feydhoo	New	2,800,000	-	-	-	2,800,000
1215	Ministry of Youth, Sports & Community Empowerment		Estab. Of Futsal Ground - Sh. Feydhoo	Retention	69,420	-	-	-	69,420
1224	Ministry of National Planning, Housing and Infrastructure		Upgrading of Habour - Sh. Feydhoo	Awarded	6,612,421	-	-	-	6,612,421
1224	Ministry of National Planning, Housing and Infrastructure		Prov. Water Supply, Sani. & Waste Mgmt - OFID-P2	On-going					
1224	Ministry of National Planning, Housing and Infrastructure		Outer Island Harbour, Water Supply & Sewerage - OFID Phase 3	Awarded					
		Sh. Feevah			7,090,275	-	-	9,193,042	16,283,317
1058	Ministry of Education		School Building (Multi Purp. Hall & Wall) - Sh. Feevah	New	1,500,000	-	-	-	1,500,000
1215	Ministry of Youth, Sports & Community Empowerment		Estab. Of Turf Football Ground - Sh. Feevah	New	500,000	-	-	-	500,000
1224	Ministry of National Planning, Housing and Infrastructure		Sh. Feevah Sewerage Sytem	On-going	-	-	-	9,193,042	9,193,042

BA	Office	Island	Project Name	Status	Domestic Budget	Loan	Grant	Trust Fund	Total
1224	Ministry of National Planning, Housing and Infrastructure		Reconstruction of Harbour - Sh. Feevah	On-going	5,090,275	-	-	-	5,090,275
1224	Ministry of National Planning, Housing and Infrastructure		Prov.WaterSupply,Sani.&WasteMgmt-OFID-P2	On-going					
1224	Ministry of National Planning, Housing and Infrastructure		Water Supply System -Sh. Feevah	Pre-Tendering					
		Sh. Bilehifahi			7,305,604	-	-	-	7,305,604
1058	Ministry of Education		Classroom and School Multi Purpose Hall - Sh.Bilehifahi 4	New	1,000,000	-	-	-	1,000,000
1224	Ministry of National Planning, Housing and Infrastructure		Upgrading of Harbour - Sh. Bilehifahi	Awarded	6,305,604	-	-	-	6,305,604
1224	Ministry of National Planning, Housing and Infrastructure		Prov.WaterSupply,Sani.&WasteMgmt-OFID-P2	On-going					
1224	Ministry of National Planning, Housing and Infrastructure		Estab. Water & Sewerage System - Sh.Bilehifahi	Tendering					
		Sh. Foakaidhoo			27,920,752	-	4,075,912	-	31,996,664
1058	Ministry of Education		School 3 Storey Building (12 Class & Hall) - Sh. Foakaidhoo	Tendering	8,550,000	-	-	-	8,550,000
1215	Ministry of Youth, Sports & Community Empowerment		Devel. Of Football Ground - Sh.Foakaidhoo	On-going	1,774,096	-	-	-	1,774,096
1215	Ministry of Youth, Sports & Community Empowerment		Devel. Of Outdoor Gym - Sh. Foakaidhoo	Tendering	75,000	-	-	-	75,000
1224	Ministry of National Planning, Housing and Infrastructure		Estab. Sewerage System - Sh.Foakaidhoo	On-going	7,876,813	-	-	-	7,876,813
1224	Ministry of National Planning, Housing and Infrastructure		Sh. Foakaidhoo Harbor Upgrading	Awarded	9,644,843	-	-	-	9,644,843
1276	Local Government Authority		Establishing of Sh.Foakaidhoo Community Centre	On-going			4,075,912	-	4,075,912
1229	Ministry of Environment		Estab. Water System (4 Islands) & Water Storage (25 Islands)	On-going					
1229	Ministry of Environment		Zone 1 Regional Waste Management Project	New					
		Sh. Narudhoo			3,400,000	-	-	12,094,920	15,494,920
1058	Ministry of Education		School 3 Storey Building - Sh.Narudhoo	New	2,900,000	-	-	-	2,900,000
1224	Ministry of National Planning, Housing and Infrastructure		Estab. Water & Sewerage System - Sh.Narudhoo	On-going				12,094,920	12,094,920
1224	Ministry of National Planning, Housing and Infrastructure		Upgrading Harbour - Sh.Narudhoo	New	500,000	-	-	-	500,000
1229	Ministry of Environment		Zone 1 Regional Waste Management Project	New					
		Sh. Maroshi			1,158,395	-	-	13,282,937	14,441,332
1224	Ministry of National Planning, Housing and Infrastructure		Water and Sewerage System -Sh.Maroshi	On-going				13,282,937	13,282,937
1224	Ministry of National Planning, Housing and Infrastructure		Upgrading Harbour - Sh.Maroshi	Tendering	1,158,395	-	-	-	1,158,395
		Sh. Lhaimagu			11,470,306	-	-	-	11,470,306
1058	Ministry of Education		School Building (8 Class & Hall) - Sh. Lhaimagu	New	2,700,000	-	-	-	2,700,000
1215	Ministry of Youth, Sports & Community Empowerment		Estab. Of Futsal Ground - Sh.Lhaimagu	Retention	69,459	-	-	-	69,459
1224	Ministry of National Planning, Housing and Infrastructure		Upgr.Habour&Shore Protection-Sh.Lhaimagu	Awarded	8,700,847	-	-	-	8,700,847

BA	Office	Island	Project Name	Status	Domestic Budget	Loan	Grant	Trust Fund	Total
1224	Ministry of National Planning, Housing and Infrastructure		Prov. Water Supply, Sani. & Waste Mgmt-Of ID-P2	On-going					
1224	Ministry of National Planning, Housing and Infrastructure		Provision of Water Supply & Sewerage Project	Tendering					
1224	Ministry of National Planning, Housing and Infrastructure	Sh. Komandoo	Upgrading of Harbour - Sh. Komandoo	On-going	3,722,582	-	-	9,598,121	13,320,703
1224	Ministry of National Planning, Housing and Infrastructure		Water and Sewerage Network - Sh. Komandoo	On-going	1,722,582	-	-	-	1,722,582
1224	Ministry of National Planning, Housing and Infrastructure		Devel. Swimming Area - Sh. Komandoo	New	2,000,000	-	-	-	2,000,000
1224	Ministry of National Planning, Housing and Infrastructure		Coastal Protection - Sh. Komandoo	New	-	-	-	1,000,000	1,000,000
1229	Ministry of Environment		Zone 1 Regional Waste Management Project	New					
		Sh. Maauingoodhoo			4,500,000	-	-	10,501,392	15,001,392
1058	Ministry of Education		School Building (Multi Purp. Hall) - Sh. Maauingoodhoo	New	1,500,000	-	-	-	1,500,000
1224	Ministry of National Planning, Housing and Infrastructure		Water and Sewerage System- Sh. Maauingoodhoo	On-going	-	-	-	9,501,392	9,501,392
1224	Ministry of National Planning, Housing and Infrastructure		Upgrading Harbour - Sh. Maauingoodhoo	New	3,000,000	-	-	-	3,000,000
1224	Ministry of National Planning, Housing and Infrastructure		Coastal Protection - Sh. Maauingoodhoo	New	-	-	-	1,000,000	1,000,000
		Sh. Funadhoo			25,838,356	-	113,247	1,881,512	27,833,115
1058	Ministry of Education		School Building (15 Class Rooms) - Sh. Funadhoo	New	2,250,000	-	-	-	2,250,000
1163	Ministry of Health		Upgrading of Sh. Atoll Hospital	New	2,250,000	-	-	-	2,250,000
1215	Ministry of Youth, Sports & Community Empowerment		Devel. Of Football Ground - Sh. Funadhoo	On-going	2,521,002	-	-	-	2,521,002
1215	Ministry of Youth, Sports & Community Empowerment		Dev. Of Volley Court - Sh. Funadhoo	New	500,000	-	-	-	500,000
1224	Ministry of National Planning, Housing and Infrastructure		Sewerage Systm for new Stlmrnts-Funadhoo	On-going	-	-	-	1,381,512	1,381,512
1224	Ministry of National Planning, Housing and Infrastructure		Estab. Of Airport (With Recalcimation) - Sh. Funadhoo	On-going	16,687,876	-	-	-	16,687,876
1224	Ministry of National Planning, Housing and Infrastructure		Const. Of Covid Health Facility - Sh. Funadhoo	Retention	629,478	-	-	-	629,478
1224	Ministry of National Planning, Housing and Infrastructure		Developing Central Ferry Terminal - Sh. Funadhoo	New	1,000,000	-	-	-	1,000,000
1229	Ministry of Environment		Estab. Waste Management System - Sh. Funadhoo	New	-	-	-	500,000	500,000
1240	Ministry of Islamic Affairs		Contruction of Mosque - Sh. Funadhoo	Retention	-	-	113,247	-	113,247
1224	Ministry of National Planning, Housing and Infrastructure		Provision of Water Supply & Sewerage Project	Tendering					
		Sh. Milandhoo			16,451,539	-	-	1,000,000	17,451,539
1163	Ministry of Health		Health Centre New Building - Sh. Milandhoo	New	1,400,000	-	-	-	1,400,000
1215	Ministry of Youth, Sports & Community Empowerment		Devel. Of Football Ground - Sh. Milandhoo	On-going	1,738,600	-	-	-	1,738,600
1215	Ministry of Youth, Sports & Community Empowerment		Estab. Of Indoor Sports Complex - Sh. Milandhoo	Retention	42,400	-	-	-	42,400
1215	Ministry of Youth, Sports & Community Empowerment		Devel. Of Childrens Park - Sh. Milandhoo	New	1,000,000	-	-	-	1,000,000

BA Office	Island	Project Name	Status	Domestic Budget	Loan	Grant	Trust Fund	Total
1215 Ministry of Youth, Sports & Community Empowerment	Dev. Of Volley Court - Sh. Milandhoo	New		300,000	-	-	-	300,000
1224 Ministry of National Planning, Housing and Infrastructure	Developing Roads - Sh. Milandhoo	On-going		11,970,539	-	-	-	11,970,539
1224 Ministry of National Planning, Housing and Infrastructure	Coastal Protection - Sh. Milandhoo	Pre-Tendering		-	-	-	1,000,000	1,000,000
1224 Ministry of National Planning, Housing and Infrastructure	Prov. Water Supply, Sani. & Waste Mgmt - OFID-P2	On-going						
	N. Henbadhoo			3,807,312	-	-	1,000,000	4,807,312
1058 Ministry of Education	School Building (2 Class & Multi Purp. Hall) - N. Henbadhoo	New		2,700,000	-	-	-	2,700,000
1215 Ministry of Youth, Sports & Community Empowerment	Devel. Of Outdoor Gym - N. Henbadhoo	Tendering		75,000	-	-	-	75,000
1224 Ministry of National Planning, Housing and Infrastructure	Developing Harbour - N. Henbadhoo	On-going		1,032,312	-	-	-	1,032,312
1224 Ministry of National Planning, Housing and Infrastructure	Coastal Protection - N. Henbadhoo	Awarded		-	-	-	1,000,000	1,000,000
1224 Ministry of National Planning, Housing and Infrastructure	Water Supply System - N. Henbadhoo	Pre-Tendering		-	-	-	-	-
	N. Kendhikuludhoo			25,170,870	-	-	990,000	26,160,870
1058 Ministry of Education	School Building (2 Classroom & Hall) - N. Kendhikuludhoo	Retention		39,873	-	-	-	39,873
1058 Ministry of Education	School Building - N. Kendhikuludhoo	New		800,000	-	-	-	800,000
1129 Ministry of Higher Education	Estab. Of Junior College - N. Kendhikuludhoo	Pre-Tendering		320,000	-	-	-	320,000
1163 Ministry of Health	Health Centre Extension - N. Kendhikuludhoo	New		1,076,000	-	-	-	1,076,000
1215 Ministry of Youth, Sports & Community Empowerment	Devel. Of Football Ground - N. Kendhikuludhoo	On-going		1,151,575	-	-	-	1,151,575
1224 Ministry of National Planning, Housing and Infrastructure	Water and Sewerage System - N. Kendhikuludhoo	On-going		20,783,422	-	-	-	20,783,422
1224 Ministry of National Planning, Housing and Infrastructure	Developing Slipway - N. Kendhikuludhoo	New		1,000,000	-	-	-	1,000,000
1229 Ministry of Environment	Estab. Of Junior College - N. Kendhikuludhoo	New		-	-	-	990,000	990,000
	N. Maalhendhoo			2,535,000	-	-	17,596,879	20,131,879
1058 Ministry of Education	School Building - N. Maalhendhoo	New		1,800,000	-	-	-	1,800,000
1215 Ministry of Youth, Sports & Community Empowerment	Estab. Of Outdoor Gym - N. Maalhendhoo	Tendering		75,000	-	-	-	75,000
1224 Ministry of National Planning, Housing and Infrastructure	Water and Sewerage System - N. Maalhendhoo	On-going		-	-	-	16,596,879	16,596,879
1224 Ministry of National Planning, Housing and Infrastructure	Coastal Protection - N. Maalhendhoo	New		-	-	-	1,000,000	1,000,000
1276 Local Government Authority	Construction Of Council Office - N. Maalhendhoo	New		660,000	-	-	-	660,000
1224 Ministry of National Planning, Housing and Infrastructure	Reconstruction of Harbours - IDB	On-going						
	N. Kudafari			3,570,911	-	-	15,754,515	19,325,426
1058 Ministry of Education	School Building - N. Kudafaree	New		2,000,000	-	-	-	2,000,000
1215 Ministry of Youth, Sports & Community Empowerment	Devel. Of Football Ground - N. Kudafari	On-going		1,495,911	-	-	-	1,495,911
1215 Ministry of Youth, Sports & Community Empowerment	Devel. Of Outdoor Gym - N. Kudafari	Tendering		75,000	-	-	-	75,000

BA	Office	Island	Project Name	Status	Domestic Budget	Loan	Grant	Trust Fund	Total
1224	Ministry of National Planning, Housing and Infrastructure		Water and Sewerage System - N.Kudafaree	On-going	-	-	-	14,754,515	14,754,515
1224	Ministry of National Planning, Housing and Infrastructure		Coastal Protection - N.Kudafari	New	-	-	-	1,000,000	1,000,000
		N. Landhoo			10,413,710	-	3,747,542	-	14,161,252
1058	Ministry of Education		Classroom and Multi Purpose Hall - N.Landhoo 4	New	1,650,000	-	-	-	1,650,000
1224	Ministry of National Planning, Housing and Infrastructure		Upgrading of Habour - N.Landhoo	On-going	6,854,992	-	-	-	6,854,992
1224	Ministry of National Planning, Housing and Infrastructure		N. Landhoo Sewerage Sytem	Retention	1,908,718	-	-	-	1,908,718
1240	Ministry of Islamic Affairs		Contruction of Mosque - N. Landhoo	Tendering	-	-	3,747,542	-	3,747,542
1224	Ministry of National Planning, Housing and Infrastructure		Estab. Water System - N.Landhoo	Tendering	-	-	-	-	-
		N. Maafaru			3,680,000	-	50,000,000	-	53,680,000
1058	Ministry of Education		Classroom and Multi Purpose Hall - N.Landhoo 4	New	1,650,000	-	-	-	1,650,000
1163	Ministry of Health		Health Centre Extension - N.Maafaru	New	455,000	-	-	-	455,000
1215	Ministry of Youth, Sports & Community Empowerment		Devel. Of Football Ground - N.Maafaru	Awarded	1,500,000	-	-	-	1,500,000
1215	Ministry of Youth, Sports & Community Empowerment		Estab. Of Outdoor Gym - N.Maafaru	Tendering	75,000	-	-	-	75,000
1224	Ministry of National Planning, Housing and Infrastructure		Extension of Airport - N.Maafaru	Tendering	-	-	50,000,000	-	50,000,000
1224	Ministry of National Planning, Housing and Infrastructure		Reconstruction of Harbours - IDB	On-going	-	-	-	-	-
1224	Ministry of National Planning, Housing and Infrastructure		Prov.WaterSupply,Sani.&WasteMgmt-OFID-P2	On-going	-	-	-	-	-
1233	Ministry of Fisheries, Marine Resources and Agriculture		Estab. Of Quarantine Facility at Commercial Ports	New	-	-	-	-	-
1224	Ministry of National Planning, Housing and Infrastructure		Estab. Water & Sewerage System - N.Maafaru	Pre-Tendering	-	-	-	-	-
		N. Lhohi			1,250,000	-	256,619	9,497,588	11,004,207
1058	Ministry of Education		N. Lhohi School 6 Caisroom	Retention	-	-	256,619	-	256,619
1215	Ministry of Youth, Sports & Community Empowerment		Estab. Of Surf Track - N. Lhohi	New	250,000	-	-	-	250,000
1224	Ministry of National Planning, Housing and Infrastructure		Water and Sewerage System - N.Lhohi	On-going	-	-	-	9,497,588	9,497,588
1224	Ministry of National Planning, Housing and Infrastructure		Upgrading Harbour - N.Lhohi	Pre-Tendering	1,000,000	-	-	-	1,000,000
		N. Mliadhoo			11,075,695	-	-	-	11,075,695
1058	Ministry of Education		School Building (8 Class & Multi Purp. Hall) - N.Mliadhoo	New	2,250,000	-	-	-	2,250,000
1215	Ministry of Youth, Sports & Community Empowerment		Devel. Of Football Ground - N.Mliadhoo	New	1,500,000	-	-	-	1,500,000
1224	Ministry of National Planning, Housing and Infrastructure		Upgrading of Habour - N.Mliadhoo	On-going	6,325,695	-	-	-	6,325,695
1276	Local Government Authority		Estab. Of Council Office Building - N.Mliadhoo	New	1,000,000	-	-	-	1,000,000
1224	Ministry of National Planning, Housing and Infrastructure		Estab. Water System - N.Mliadhoo	Tendering	-	-	-	-	-

BA	Office	Island	Project Name	Status	Domestic Budget	Loan	Grant	Trust Fund	Total
N. Magoodhoo					1,981,638	-	-	747,500	2,729,138
1224	Ministry of National Planning, Housing and Infrastructure	Developing Roads - N.Manadhoo		Pre-Tendering	1,877,600	-	-	-	1,877,600
1229	Ministry of Environment	Upg. Of Waste Management Centre - N. Magoodhoo		New	-	-	-	747,500	747,500
1240	Ministry of Islamic Affairs	Construction of a Mosque - N. Magoodhoo		Retention	104,038	-	-	-	104,038
1224	Ministry of National Planning, Housing and Infrastructure	Estab. Water & Sewerage System - N. Magoodhoo		Tendering	-	-	-	-	-
N. Manadhoo					19,259,268	-	-	990,000	20,249,268
1027	Maldives Police Service	Const. of Police Station Building - N. Manadhoo		New	300,000	-	-	-	300,000
1058	Ministry of Education	Cont. of Multi Purpose Hall in N.atoll Sc		On-going	1,960,560	-	-	-	1,960,560
1058	Ministry of Education	School 3 Storey Building - N. Manadhoo		New	2,900,000	-	-	-	2,900,000
1163	Ministry of Health	Ext. of N. Atoll Hospital - N. Manadhoo		Tendering	8,500,000	-	-	-	8,500,000
1215	Ministry of Youth, Sports & Community Empowerment	Devel. Of Football Ground - N. Manadhoo		Awarded	2,000,000	-	-	-	2,000,000
1215	Ministry of Youth, Sports & Community Empowerment	Estab. Of Outdoor Gym - N. Manadhoo		Tendering	75,000	-	-	-	75,000
1224	Ministry of National Planning, Housing and Infrastructure	Developing Entrance Channel - N. Manadhoo		Tendering	2,023,708	-	-	-	2,023,708
1224	Ministry of National Planning, Housing and Infrastructure	Developing Roads - N. Manadhoo		Pre-Tendering	500,000	-	-	-	500,000
1229	Ministry of Environment	Upg. Of Waste Management Centre - N. Manadhoo		New	-	-	-	990,000	990,000
1240	Ministry of Islamic Affairs	Construction of Mosque - N. Manadhoo		New	1,000,000	-	-	-	1,000,000
1224	Ministry of National Planning, Housing and Infrastructure	Provision of Water Supply & Sewerage Project		Tendering	-	-	-	-	-
N. Holhudhoo					2,550,345	-	-	5,123,388	7,673,733
1163	Ministry of Health	Health Centre New Building - N. Holhudhoo		New	840,000	-	-	-	840,000
1215	Ministry of Youth, Sports & Community Empowerment	Devel. Of Football Ground - N. Holhudhoo		Retention	210,345	-	-	-	210,345
1224	Ministry of National Planning, Housing and Infrastructure	Water Supply System - N. Holhudhoo		Awarded	-	-	-	4,756,304	4,756,304
1224	Ministry of National Planning, Housing and Infrastructure	Developing Roads - N. Holhudhoo		Pre-Tendering	1,500,000	-	-	-	1,500,000
1229	Ministry of Environment	Estab. Drainage System - N. Holhudhoo		On-going	-	-	-	367,084	367,084
1224	Ministry of National Planning, Housing and Infrastructure	Prov WaterSupply,Sani.&WasteMgmt-OFID-P2		On-going	-	-	-	-	-
N. Fohdhoo					1,460,000	-	-	380,630	1,840,630
1058	Ministry of Education	School Building (2 Classroom) - N. Fohdhoo		New	460,000	-	-	-	460,000
1224	Ministry of National Planning, Housing and Infrastructure	Coastal Protection - N. Fohdhoo		Retention	-	-	-	380,630	380,630
1224	Ministry of National Planning, Housing and Infrastructure	Developing Jetty - N. Fohdhoo		New	1,000,000	-	-	-	1,000,000
1224	Ministry of National Planning, Housing and Infrastructure	Water and Sewerage System - N. Fohdhoo		Pre-Tendering	-	-	-	-	-

BA	Office	Island	Project Name	Status	Domestic Budget	Loan	Grant	Trust Fund	Total
N. Velidhoo					7,358,986	1,500,000	-	1,945,000	10,803,986
1058	Ministry of Education		School Building (4 Classroom) - N.Atoll	New	800,000	-	-	-	800,000
1163	Ministry of Health		Extension of Health Centre - N.Velidhoo	Tendering	4,000,000	-	-	-	4,000,000
1215	Ministry of Youth, Sports & Community Empowerment		Devel. Of Football Ground - N.Velidhoo	On-going	1,483,986	-	-	-	1,483,986
1215	Ministry of Youth, Sports & Community Empowerment		Devel. Of Outdoor Gym - N. Velidhoo	Tendering	75,000	-	-	-	75,000
1224	Ministry of National Planning, Housing and Infrastructure		Development Of Slipway - N. Velidhoo	New	1,000,000	-	-	-	1,000,000
1224	Ministry of National Planning, Housing and Infrastructure		Developing Roads - N.Velidhoo	Pre-Tendering	-	1,500,000	-	-	1,500,000
1229	Ministry of Environment		Estab. Of Waste Management Centre - N.Velidhoo	New	-	-	-	1,945,000	1,945,000
1224	Ministry of National Planning, Housing and Infrastructure		Reconstruction of Harbours - IDB	On-going	19,914,018	-	-	-	19,914,018
1058	Ministry of Education		Multi Purpose Hall - R. Alifushi	On-going	4,681,302	-	-	-	4,681,302
1129	Ministry of Higher Education		Estab. Of State of Art TIVET Institution - R.Alifushi	New	2,715,000	-	-	-	2,715,000
1163	Ministry of Health		Health Centre Upgrade - R.Alifushi	Tendering	700,000	-	-	-	700,000
1215	Ministry of Youth, Sports & Community Empowerment		Devel. Of Football Ground - R.Alifushi	On-going	2,999,172	-	-	-	2,999,172
1215	Ministry of Youth, Sports & Community Empowerment		Devel. Of Sports Complex - R.Alifushi	New	1,352,500	-	-	-	1,352,500
1224	Ministry of National Planning, Housing and Infrastructure		Water Supply System - R.Alifushi	On-going	5,960,244	-	-	-	5,960,244
1224	Ministry of National Planning, Housing and Infrastructure		R.Alifushi Land Reclamation	Pre-Tendering	300,000	-	-	-	300,000
1224	Ministry of National Planning, Housing and Infrastructure		Road Construction - R. Alifushi	Pre-Tendering	1,205,800	-	-	-	1,205,800
1224	Ministry of National Planning, Housing and Infrastructure		Micro grid desalination Plant	On-going	7,369,893	-	-	7,856,470	15,226,363
1058	Ministry of Education		School 2 Storey Building - R.Vaadhoo	New	1,600,000	-	-	-	1,600,000
1163	Ministry of Health		Upgr. Health Centre (Store, Garage & Laundry) - R.Vaadhoo	New	260,000	-	-	-	260,000
1215	Ministry of Youth, Sports & Community Empowerment		Estab. Of Football Ground - R.Vaadhoo	New	3,500,000	-	-	-	3,500,000
1224	Ministry of National Planning, Housing and Infrastructure		Water and Sewerage System - R. Vaadhoo	On-going	-	-	-	6,856,470	6,856,470
1224	Ministry of National Planning, Housing and Infrastructure		Coastal Protection - R.Vaadhoo	New	-	-	-	1,000,000	1,000,000
1240	Ministry of Islamic Affairs		Construction of Mosque - R. Vaadhoo	On-going	2,009,893	-	-	-	2,009,893
R. Rasgetheemu					7,798,012	-	-	6,011,179	13,809,191
1224	Ministry of National Planning, Housing and Infrastructure		Water and Sewerage System -R.Rasgetheemu	On-going	-	-	-	6,011,179	6,011,179
1224	Ministry of National Planning, Housing and Infrastructure		Upgrading of Harbour - R. Rasgetheemu	On-going	7,045,512	-	-	-	7,045,512

BA	Office	Island	Project Name	Status	Domestic Budget	Loan	Grant	Trust Fund	Total
1224	Ministry of National Planning, Housing and Infrastructure	Estab. Of Cultural Centre - R.Rasgetheemu		New	352,500	-	-	-	352,500
1276	Local Government Authority	Construction Of Council Office - R.Rasgetheemu		New	400,000	-	-	-	400,000
1163	Ministry of Health	R. Angolitheemu		New	9,129,329	-	-	6,785,834	15,915,163
1215	Ministry of Youth, Sports & Community Empowerment	Estab. Of Lab in Health Centre - R.Angolitheemu		New	1,000,000	-	-	-	1,000,000
1224	Ministry of National Planning, Housing and Infrastructure	Devel. Of Youth Centre - R.Angolitheemu		New	340,000	-	-	-	340,000
1224	Ministry of National Planning, Housing and Infrastructure	R. Angolitheem Harbor Upgrading		Ongoing	7,489,329	-	-	-	7,489,329
1224	Ministry of National Planning, Housing and Infrastructure	Water and Sewerage System - Angolitheemu		Ongoing	-	-	-	6,785,834	6,785,834
1264	Department of Judicial Administration	Construction Of Magistrate Court - R.Angolitheemu		New	300,000	-	-	-	300,000
1058	Ministry of Education	R. Ungoofaaru		Ongoing	49,191,974	-	-	-	49,191,974
1058	Ministry of Education	Multi Purpose Hall - R. Ungoofaaru		Ongoing	4,139,027	-	-	-	4,139,027
1163	Ministry of Health	School 8 Classroom Building - R.Ungoofaaru		New	1,000,000	-	-	-	1,000,000
1163	Ministry of Health	Upgrading of Hospital - R.Ungoofaaru		Ongoing	2,575,499	-	-	-	2,575,499
1215	Ministry of Youth, Sports & Community Empowerment	Dev. of New Tertiary Hospital - R.Ungoofaaru		New	13,396,446	-	-	-	13,396,446
1224	Ministry of National Planning, Housing and Infrastructure	Devel. Of Outdoor Gym - R. Ungoofaaru		Tendering	75,000	-	-	-	75,000
1224	Ministry of National Planning, Housing and Infrastructure	Developing Roads - R.Ungoofaaru		Ongoing	4,258,117	-	-	-	4,258,117
1224	Ministry of National Planning, Housing and Infrastructure	Coastal Protection - R.Ungoofaaru		New	911,375	-	-	-	911,375
1224	Ministry of National Planning, Housing and Infrastructure	Land Reclamation - R.Ungoofaaru		Tendering	16,500,000	-	-	-	16,500,000
1224	Ministry of National Planning, Housing and Infrastructure	Upgrading Entrance Channel - R.Ungoofaaru		Pre-Tendering	2,000,000	-	-	-	2,000,000
1240	Ministry of Islamic Affairs	Construction Of Islamic Centre - R.Ungoofaaru		Retention	1,836,510	-	-	-	1,836,510
1510	Ministry Of Gender, Family and Social Services	Estab. Amaan Hiya - R.Ungoofaaru		Ongoing	2,500,000	-	-	-	2,500,000
1224	Ministry of National Planning, Housing and Infrastructure	Prov.WaterSupply,Sani.&WasteMgmt-OFID-P2		Ongoing	10,250,226	-	-	2,445,021	12,695,247
1058	Ministry of Education	R. Maakurathu		New	1,400,000	-	-	-	1,400,000
1163	Ministry of Health	School 2 Storey Building - R.Maakurathu		New	500,000	-	-	-	500,000
1215	Ministry of Youth, Sports & Community Empowerment	Extension of Health Centre - R.Maakurathu		Ongoing	1,538,126	-	-	-	1,538,126
1224	Ministry of National Planning, Housing and Infrastructure	Dev. of Football Ground - R.Maakurathu		Retention	-	-	-	2,445,021	2,445,021
1224	Ministry of National Planning, Housing and Infrastructure	R. Maakurathu Sewerage Sytem		Tendering	5,812,100	-	-	-	5,812,100
1224	Ministry of National Planning, Housing and Infrastructure	Estab. Water System - R.Maakurath		Pre-Tendering	1,000,000	-	-	-	1,000,000
1224	Ministry of National Planning, Housing and Infrastructure	Extension of Harbour - R.Maakurath		Ongoing					
1224	Ministry of National Planning, Housing and Infrastructure	Prov. WaterSupply,Sani.&WasteMgmt-OFID-P2		Ongoing					

BA	Office	Island	Project Name	Status	Domestic Budget	Loan	Grant	Trust Fund	Total
R. Rasmadhoo									
1058	Ministry of Education	School 3 Storey Building - R. Rasmadhoo	New		12,311,182	-	-	3,161,431	15,472,613
1215	Ministry of Youth, Sports & Community Empowerment	Estab. Of Surf Track - R. Rasmadhoo	New		1,900,000	-	-	-	1,900,000
1224	Ministry of National Planning, Housing and Infrastructure	Upgrading of Harbour - R. Rasmadhoo	On-going		250,000	-	-	-	250,000
1224	Ministry of National Planning, Housing and Infrastructure	R. Rasmadhoo Sewerage Sytem	Retention		4,526,182	-	-	-	4,526,182
1224	Ministry of National Planning, Housing and Infrastructure	Coastal Protection - R. Rasmadhoo	Awarded		-	-	-	2,161,431	2,161,431
1224	Ministry of National Planning, Housing and Infrastructure	Estab. Water System - R. Rasmadhoo	Tendering		5,635,000	-	-	1,000,000	1,000,000
R. Innamaadhoo									
1058	Ministry of Education	School Building (Multi Purp. Hall) - R. Innamaadhoo	New		1,544,388	-	-	1,953,686	3,498,074
1215	Ministry of Youth, Sports & Community Empowerment	Estab. Of Futsal Ground - R. Innamaadhoo	Retention		1,400,000	-	-	-	1,400,000
1215	Ministry of Youth, Sports & Community Empowerment	Devel. Of Outdoor Gym - R. Innamaadhoo	Tendering		69,388	-	-	-	69,388
1224	Ministry of National Planning, Housing and Infrastructure	R. Innamaadhoo Sewerage Sytem	On-going		75,000	-	-	-	75,000
1229	Ministry of Environment	Upp. Of Waste Management Centre - R. Innamaadhoo	New		-	-	-	1,163,686	1,163,686
1224	Ministry of National Planning, Housing and Infrastructure	Reconstruction of Harbours - IDB	On-going		-	-	-	790,000	790,000
R. Maduvvari									
1058	Ministry of Education	Multi Purpose Hall and 8 Class Rooms - R. Maduvvari	On-going		14,742,976	-	-	-	14,742,976
1215	Ministry of Youth, Sports & Community Empowerment	Devel. Of Youth Centre - R. Maduvvari	New		1,477,978	-	-	-	1,477,978
1215	Ministry of Youth, Sports & Community Empowerment	Devel. Of Outdoor Gym - R. Maduvvari	Tendering		2,375,000	-	-	-	2,375,000
1224	Ministry of National Planning, Housing and Infrastructure	Habour Construction - R. Maduvvari	On-going		75,000	-	-	-	75,000
1224	Ministry of National Planning, Housing and Infrastructure	Coastal Protection - R. Maduvvari	New		8,538,616	-	-	-	8,538,616
1276	Local Government Authority	Construction Of Council Office - R. Maduvvari	New		1,301,382	-	-	-	1,301,382
1229	Ministry of Environment	Estab. Water System (4 Islands) & Water Storage (25 Islands)	On-going		975,000	-	-	-	975,000
1233	Ministry of Fisheries, Marine Resources and Agriculture	Establishing Ice Plant	Pre-Tendering		-	-	-	-	-
R. Ingauidhoo									
1058	Ministry of Education	School Building (4 Class, Staff & Hall) - HA. Ingauidhoo	New		4,350,000	-	-	10,999,329	15,349,329
1163	Ministry of Health	Health Centre New Building - R. Ingauidhoo	New		2,600,000	-	-	-	2,600,000
1215	Ministry of Youth, Sports & Community Empowerment	Devel. Of Outdoor Gym - R. Ingauidhoo	Tendering		1,675,000	-	-	-	1,675,000
1224	Ministry of National Planning, Housing and Infrastructure	Water and Sewerage System - R. Ingauidhoo	On-going		75,000	-	-	-	75,000
1224	Ministry of National Planning, Housing and Infrastructure	Prov. WaterSupply,Sani.&WasteMgmt-OFID-P2	On-going		-	-	-	10,999,329	10,999,329

BA Office	Island	Project Name	Status	Domestic Budget	Loan	Grant	Trust Fund	Total
	R. Fainu			3,515,417	-	-	-	3,515,417
1058 Ministry of Education	School 3 Storey Building - R. Fainu	New		2,600,000	-	-	-	2,600,000
1215 Ministry of Youth, Sports & Community Empowerment	Devel. Of Outdoor Gym - R. Fainu	Tendering		75,000	-	-	-	75,000
1224 Ministry of National Planning, Housing and Infrastructure	Coastal Protection - R. Fainu	New		840,417	-	-	-	840,417
1224 Ministry of National Planning, Housing and Infrastructure	Water and Sewerage System - R. Fainu	Pre-Tendering		-	-	-	-	-
	R. Meedhoo			3,884,963	-	-	-	3,884,963
1058 Ministry of Education	Dev. of Football Ground - R. Maakurathu	New		1,400,000	-	-	-	1,400,000
1163 Ministry of Health	Upgrading Health Centre - R. Meedhoo	New		1,500,000	-	-	-	1,500,000
1215 Ministry of Youth, Sports & Community Empowerment	Dev. of Football Ground - R. Meedhoo	On-going		909,963	-	-	-	909,963
1215 Ministry of Youth, Sports & Community Empowerment	Estab. Of Outdoor Gym - R. Meedhoo	Tendering		75,000	-	-	-	75,000
	R. Kinolhas			17,633,345	-	250,745	-	17,884,090
1058 Ministry of Education	Contruction of R. Kinolhas 6 Classroom	Retention		-	-	250,745	-	250,745
1224 Ministry of National Planning, Housing and Infrastructure	Water and Sewerage System - R. Kinolhas	On-going		13,820,414	-	-	-	13,820,414
1224 Ministry of National Planning, Housing and Infrastructure	Upgrading Harbour - R. Kinolhas	Tendering		3,812,931	-	-	-	3,812,931
	R. Hulhudhuffaarau			16,954,294	-	-	-	16,954,294
1058 Ministry of Education	Multi Purpose Hall - R. Hulhudhuffaarau	On-going		2,183,562	-	-	-	2,183,562
1058 Ministry of Education	School 3 Storey Building (12 Class Room) - R. Hulhudhuffaarau	New		2,900,000	-	-	-	2,900,000
1058 Ministry of Education	Upgrading Of Teacher Accommodation Block - R. Hulhudhuffaarau	New		500,000	-	-	-	500,000
1163 Ministry of Health	Health Centre Extension - R. Hulhudhuffaarau	New		375,000	-	-	-	375,000
1215 Ministry of Youth, Sports & Community Empowerment	Estab. Of Outdoor Gym - R. Hulhudhuffaarau	Tendering		75,000	-	-	-	75,000
1224 Ministry of National Planning, Housing and Infrastructure	Coastal Protection - R. Hulhudhuffaarau	New		1,265,903	-	-	-	1,265,903
1224 Ministry of National Planning, Housing and Infrastructure	Road Construction - R. Hulhudhuffaarau	Pre-Tendering		9,654,829	-	-	-	9,654,829
	R. Dhuvaafaru			52,298,411	-	-	-	52,298,411
1058 Ministry of Education	School 2 Storey Building (4 Class Room) - R. Dhuvaafaru	New		1,400,000	-	-	-	1,400,000
1215 Ministry of Youth, Sports & Community Empowerment	Devel. Of Football Ground Stadium - R. Dhuvaafaru	On-going		1,718,673	-	-	-	1,718,673
1215 Ministry of Youth, Sports & Community Empowerment	Devel. Of Youth Centre (With Indoor Hall) - R. Dhuvaafaru	New		5,000,000	-	-	-	5,000,000
1224 Ministry of National Planning, Housing and Infrastructure	Developing Roads - R. Dhuvaafaru	On-going		10,779,738	-	-	-	10,779,738
1224 Ministry of National Planning, Housing and Infrastructure	Devel. Of Breakwater and Harbour - R. Dhuvaafaru	New		1,000,000	-	-	-	1,000,000
1224 Ministry of National Planning, Housing and Infrastructure	Land Reclamation - R. Dhuvaafaru	Tendering		32,400,000	-	-	-	32,400,000

BA	Office	Island	Project Name	Status	Domestic Budget	Loan	Grant	Trust Fund	Total
R. Vandhoo									
1229	Ministry of Environment	Small Scale Waste to Energy Project		On-going	-	13,602,099	-	4,802,254	18,404,353
1224	Ministry of National Planning, Housing and Infrastructure	Prov.WaterSupply,Sani.&WasteMgmt-OFID-P2		On-going	-	13,602,099	-	4,802,254	18,404,353
B. Kudarikilu									
1224	Ministry of National Planning, Housing and Infrastructure	Coastal Protection - B.Kudarikilu		New	3,652,071	-	-	-	3,652,071
1224	Ministry of National Planning, Housing and Infrastructure	Outer Island Harbour, Water Supply & Sewerage - OFID Phase 3		Awarded	3,652,071	-	-	-	3,652,071
1224	Ministry of National Planning, Housing and Infrastructure	Estab. Water & Sewerage System - B.Kudarikilu		Tendering	-	-	-	-	-
B. Kamadhoo									
1215	Ministry of Youth, Sports & Community Empowerment	Devel. Of Outdoor Gym - B. Kamadhoo		Tendering	1,945,768	-	-	-	1,945,768
1224	Ministry of National Planning, Housing and Infrastructure	Reconstruction of Harbour - B.Kamadhoo		Tendering	75,000	-	-	-	75,000
1224	Ministry of National Planning, Housing and Infrastructure	Water and Sewerage System - B.Kamadhoo		Pre-Tendering	1,870,768	-	-	-	1,870,768
B. Kendhoo									
1058	Ministry of Education	Reconstruction of Harbour - B.Kamadhoo		New	7,300,000	-	-	1,985,000	9,285,000
1215	Ministry of Youth, Sports & Community Empowerment	Dev. Of Volley Court - B. Kendhoo		New	1,800,000	-	-	-	1,800,000
1215	Ministry of Youth, Sports & Community Empowerment	Devel. Turf ground and handball court - B.Kendhoo		New	500,000	-	-	-	500,000
1224	Ministry of National Planning, Housing and Infrastructure	Coastal Protection - B.Kendhoo		New	5,000,000	-	-	-	5,000,000
1229	Ministry of Environment	Uppg. Of Waste Management Centre - B. Kendhoo		New	-	-	-	1,000,000	1,000,000
1224	Ministry of National Planning, Housing and Infrastructure	Prov.WaterSupply,Sani.&WasteMgmt-OFID-P2		On-going	-	-	-	985,000	985,000
1224	Ministry of National Planning, Housing and Infrastructure	Outer Island Harbour, Water Supply & Sewerage - OFID Phase 3		Awarded	-	-	-	-	-
B. Kihaadhoo									
1058	Ministry of Education	School Building (4 Class, Staff & Hall) - B.Kihaadhoo		New	620,000	-	-	-	620,000
1224	Ministry of National Planning, Housing and Infrastructure	Outer Island Harbour, Water Supply & Sewerage - OFID Phase 3		Awarded	620,000	-	-	-	620,000
1224	Ministry of National Planning, Housing and Infrastructure	Estab. Water & Sewerage System - B.Kihaadhoo		Tendering	-	-	-	-	-
B. Dhonfanu									
1224	Ministry of National Planning, Housing and Infrastructure	Coastal Protection - B.Dhonfanu		Awarded	1,000,000	-	-	-	1,000,000
1224	Ministry of National Planning, Housing and Infrastructure	Outer Island Harbour, Water Supply & Sewerage - OFID Phase 3		Awarded	1,000,000	-	-	-	1,000,000
1224	Ministry of National Planning, Housing and Infrastructure	Estab. Water & Sewerage System - B.Dhonfanu		Tendering	-	-	-	-	-
B. Dharavandhoo									
1163	Ministry of Health	Construction of emergency medical service centre		On-going	5,732,174	-	2,535,089	-	8,267,263
1215	Ministry of Youth, Sports & Community Empowerment	Devel. Of Football Ground - B.Dharavandhoo		New	2,000,000	-	-	-	2,000,000

BA Office	Island	Project Name	Status	Domestic Budget	Loan	Grant	Trust Fund	Total
1224 Ministry of National Planning, Housing and Infrastructure	Coastal Protection - B.Dharavandhoo		New	3,732,174	-	-	-	3,732,174
1224 Ministry of National Planning, Housing and Infrastructure	Outer Island Harbour, Water Supply & Sewerage - OFID Phase 3		Awarded					
1229 Ministry of Environment	Estab. Water System (4 Islands) & Water Storage (25 Islands)		On-going					
	B. Maalhos			2,057,364	-	-	-	2,057,364
1224 Ministry of National Planning, Housing and Infrastructure	Coastal Protection - B.Maalhos		New	2,057,364	-	-	-	2,057,364
1224 Ministry of National Planning, Housing and Infrastructure	Water and Sewerage System - B.Maalhos		Pre-Tendering	-	-	-	-	-
	B. Eydhafushi			21,276,819	-	-	-	21,276,819
1163 Ministry of Health	Atoll Hospital Extension - B.Eydhafushi		Tendering	8,836,311	-	-	-	8,836,311
1224 Ministry of National Planning, Housing and Infrastructure	Road Construction - B.Eydhafushi		On-going	6,540,050	-	-	-	6,540,050
1224 Ministry of National Planning, Housing and Infrastructure	Const. Of Covid Regional Centre - B.Eydhafushi		Retention	660,458	-	-	-	660,458
1224 Ministry of National Planning, Housing and Infrastructure	Developing Harbour - B.Eydhafushi		Pre-Tendering	1,000,000	-	-	-	1,000,000
1510 Ministry Of Gender, Family and Social Services	Estab. Childrens Home - B.Eydhafushi		New	4,240,000	-	-	-	4,240,000
1224 Ministry of National Planning, Housing and Infrastructure	Prov. WaterSupply,Sani & WasteMgmt-OFID-P2		On-going					
	B. Thulhaadhoo			10,780,027	-	-	1,985,000	12,765,027
1058 Ministry of Education	School Multi Purpose Hall - B.Thulhaadhoo		New	1,500,000	-	-	-	1,500,000
1163 Ministry of Health	Health Centre Extension - B.Thulhaadhoo		New	1,385,000	-	-	-	1,385,000
1215 Ministry of Youth, Sports & Community Empowerment	Devel. Of Football Ground - B.Thulhaadhoo		New	1,500,000	-	-	-	1,500,000
1224 Ministry of National Planning, Housing and Infrastructure	Const. of 100 Housing units-B.Thulhaadhoo		On-going	6,395,027	-	-	-	6,395,027
1224 Ministry of National Planning, Housing and Infrastructure	Coastal Protection - B.Thulhaadhoo		Awarded	-	-	-	1,000,000	1,000,000
1229 Ministry of Environment	Upg. Of Waste Management Centre - B. Thulhaadhoo		New	-	-	-	985,000	985,000
	B. Hithaadhoo			1,331,753	-	-	8,459,832	9,791,585
1215 Ministry of Youth, Sports & Community Empowerment	Estab. Of Futsal Ground - B.Hithaadhoo		Retention	69,388	-	-	-	69,388
1224 Ministry of National Planning, Housing and Infrastructure	Water and Sewerage System - B.Hithaadhoo		On-going	-	-	-	8,459,832	8,459,832
1224 Ministry of National Planning, Housing and Infrastructure	Developing Breakwater & Quay Wall - B.Hithaadhoo		Tendering	1,262,365	-	-	-	1,262,365
	B. Fulhaadhoo			6,219,263	-	-	-	6,219,263
1058 Ministry of Education	School Building (Office) - B.Fulhaadhoo		New	500,000	-	-	-	500,000
1224 Ministry of National Planning, Housing and Infrastructure	Developing Harbour - B.Fulhaadhoo		On-going	4,719,263	-	-	-	4,719,263
1276 Local Government Authority	Construction Of Council Office - B.Fulhaadhoo		Tendering	1,000,000	-	-	-	1,000,000
1224 Ministry of National Planning, Housing and Infrastructure	Estab. Water & Sewerage System - B.Fulhaadhoo		Tendering	-	-	-	-	-

BA	Office	Island	Project Name	Status	Domestic Budget	Loan	Grant	Trust Fund	Total
B. Fehendhoo									
1224	Ministry of National Planning, Housing and Infrastructure	Developing Harbour - B. Fehendhoo		On-going	5,352,189	-	-	-	5,352,189
1224	Ministry of National Planning, Housing and Infrastructure	Estab. Water & Sewerage System - B. Fehendhoo		Tendering	5,352,189	-	-	-	5,352,189
B. Goidhoo									
1215	Ministry of Youth, Sports & Community Empowerment	Dev. Of Volley Court - B. Goidhoo		New	19,372,697	-	-	-	19,372,697
1215	Ministry of Youth, Sports & Community Empowerment	Dev. Of Skating Park - B. Goidhoo		New	500,000	-	-	-	500,000
1215	Ministry of Youth, Sports & Community Empowerment	Devel. Of Outdoor Gym - B. Goidhoo		Tendering	390,000	-	-	-	390,000
1224	Ministry of National Planning, Housing and Infrastructure	B. Goidhoo Water & Sewerage System		On-going	75,000	-	-	-	75,000
1224	Ministry of National Planning, Housing and Infrastructure	Estab. Causeway - B. Goidhoo & Fehendhoo		New	17,997,697	-	-	-	17,997,697
1224	Ministry of National Planning, Housing and Infrastructure	Upgrading of Harbour - B. Goidhoo		Tendering	210,000	-	-	-	210,000
Lh. Hinnavaru									
1163	Ministry of Health	Health Centre New Building - Lh. Hinnavaru		New	200,000	-	-	-	200,000
1215	Ministry of Youth, Sports & Community Empowerment	Upgr. of Football Ground - Lh. Hinnavaru		On-going	19,168,958	1,460,000	-	1,945,000	22,573,958
1215	Ministry of Youth, Sports & Community Empowerment	Dev. Of Volley Court - Lh. Hinnavaru		New	5,000,000	-	-	-	5,000,000
1224	Ministry of National Planning, Housing and Infrastructure	Developing Roads - Lh. Hinnavaru		New	868,958	-	-	-	868,958
1224	Ministry of National Planning, Housing and Infrastructure	Upgrading Harbour - Lh. Hinnavaru		Tendering	500,000	-	-	-	500,000
1229	Ministry of Environment	Estab. Of Waste Management Centre - Lh. Hinnavaru		New	-	1,460,000	-	-	1,460,000
Lh. Naifaru									
1013	Maldives National Defense Force	Fire Station Vehicle Garage Extension - Naifaru		New	12,800,000	-	-	-	12,800,000
1027	Maldives Police Service	Const. of Police Accomodation Building - Lh. Naifaru		New	-	-	-	1,945,000	1,945,000
1058	Ministry of Education	Madh. Ifthithaahu (10 Class, Staff, AV Room) - Lh. Naifaru		On-going	17,405,709	-	-	-	17,405,709
1224	Ministry of National Planning, Housing and Infrastructure	Const. of 100 Housing Units in Lh. Naifaru (Equity Comp)		On-going	500,000	-	-	-	500,000
1224	Ministry of National Planning, Housing and Infrastructure	Devel. Of Ferry Terminal - Lh. Naifaru		New	300,000	-	-	-	300,000
1224	Ministry of National Planning, Housing and Infrastructure	Developing Roads - Lh. Naifaru		Pre-Tendering	3,221,641	-	-	-	3,221,641
1276	Local Government Authority	Const. of Council Building - Lh. Naifaru		On-going	8,711,699	-	-	-	8,711,699
1224	Ministry of National Planning, Housing and Infrastructure	Sanitation in 5 Islands		On-going	2,000,000	-	-	-	2,000,000
1224	Ministry of National Planning, Housing and Infrastructure	Prov WaterSupply,Sani.&WasteMgmt-OFID-P2		On-going	1,500,000	-	-	-	1,500,000
1224	Ministry of National Planning, Housing and Infrastructure	Maldives Urban Dev. & Resilience Project		Tendering	1,172,369	-	-	-	1,172,369

BA Office	Island	Project Name	Status	Domestic Budget	Loan	Grant	Trust Fund	Total
Lh. Kurendhoo								
1058	Ministry of Education	Multi Purpose Hall - Lh. Kurendhoo	On-going	7,993,214	-	-	11,322,303	19,315,517
1215	Ministry of Youth, Sports & Community Empowerment	Upg. of Football Ground - Lh. Kurendhoo	New	2,093,214	-	-	-	2,093,214
1224	Ministry of National Planning, Housing and Infrastructure	Estab. Sewerage System - Lh. Kurendhoo	Retention	4,000,000	-	-	-	4,000,000
1224	Ministry of National Planning, Housing and Infrastructure	Coastal Protection - Lh. Kurendhoo	Pre-Tendering	-	-	-	8,819,309	8,819,309
1240	Ministry of Islamic Affairs	Construction Of Mosque - Lh. Kurendhoo	New	400,000	-	-	-	400,000
1276	Local Government Authority	Construction of Fish Market - Lh. Kurendhoo	New	1,500,000	-	-	-	1,500,000
1224	Ministry of National Planning, Housing and Infrastructure	Provision of Water Supply & Sewerage Project	Tendering	-	-	-	-	-
Lh. Olhuvelfushi								
1058	Ministry of Education	School 8 Classroom & 2 Storey Building - L. Olhuvelfushi	New	2,175,706	-	-	1,725,144	3,900,850
1215	Ministry of Youth, Sports & Community Empowerment	Devel. Of Football Ground - Lh. Olhuvelfushi	On-going	500,000	-	-	-	500,000
1224	Ministry of National Planning, Housing and Infrastructure	Construction of a Housing Unit in Lh. Olhuvelfushi	Retention	1,626,317	-	-	-	1,626,317
1224	Ministry of National Planning, Housing and Infrastructure	Coastal Protection - Lh. Olhuvelfushi	Pre-Tendering	49,389	-	-	-	49,389
1224	Ministry of National Planning, Housing and Infrastructure	Micro grid desalination Plant	On-going	-	-	-	1,725,144	1,725,144
1224	Ministry of National Planning, Housing and Infrastructure	Water and Sewerage System - Olhuvelfushi	Pre-Tendering	-	-	-	-	-
Lh. Maafilaafushi								
1013	Maldives National Defense Force	Lh. Maafilaafushi Composite Training Centre	On-going	-	-	3,299,880	-	3,299,880
K. Kaashidhoo								
1058	Ministry of Education	Construction of New School - K. Kaashidhoo	On-going	9,574,323	-	-	6,465,014	16,039,337
1215	Ministry of Youth, Sports & Community Empowerment	Estab. Of Football Ground - K. Kaashidhoo	New	4,708,018	-	-	-	4,708,018
1224	Ministry of National Planning, Housing and Infrastructure	K. Kaashidhoo Sewerage Sytem	On-going	3,500,000	-	-	-	3,500,000
1224	Ministry of National Planning, Housing and Infrastructure	Developing Entrance Channel - K. Kaashidhoo	Retention	-	-	-	6,465,014	6,465,014
1224	Ministry of National Planning, Housing and Infrastructure	Developing Quay Wall - K. Kaashidhoo	Tendering	83,200	-	-	-	83,200
1224	Ministry of National Planning, Housing and Infrastructure	Micro grid desalination Plant	On-going	1,283,105	-	-	-	1,283,105
1224	Ministry of National Planning, Housing and Infrastructure	Provision of Water Supply & Sewerage Project	Tendering	-	-	-	-	-
K. Gaafaru								
1163	Ministry of Health	Health Centre New Building - K. Gaafaru	New	3,675,000	-	-	-	3,675,000
1224	Ministry of National Planning, Housing and Infrastructure	Prov WaterSupply,Sani.&WasteMgmt-OFD-P2	On-going	-	-	-	-	-
1224	Ministry of National Planning, Housing and Infrastructure	Provision of Water Supply & Sewerage Project	Tendering	-	-	-	-	-
1233	Ministry of Fisheries, Marine Resources and Agriculture	Establishing Ice Plant	Pre-Tendering	-	-	-	-	-

BA	Office	Island	Project Name	Status	Domestic Budget	Loan	Grant	Trust Fund	Total
		K. Dhiffushi			2,060,000	-	-	-	2,060,000
1215	Ministry of Youth, Sports & Community Empowerment	Estab. Of Football Ground - K. Dhiffushi	New		500,000	-	-	-	500,000
1215	Ministry of Youth, Sports & Community Empowerment	Devel. Of Outdoor Gym - K. Dhiffushi	Tendering		75,000	-	-	-	75,000
1224	Ministry of National Planning, Housing and Infrastructure	School Building (4 Class, Staff & Hall) - B.Kihaadhoo	Pre-Tendering		1,000,000	-	-	-	1,000,000
1276	Local Government Authority	School Building (4 Class, Staff & Hall) - B. Kihaadhoo	New		485,000	-	-	-	485,000
		K. Thulusdhoo			1,310,000	-	-	2,007,195	3,317,195
1163	Ministry of Health	Health Centre Extension - K. Thulusdhoo	New		485,000	-	-	-	485,000
1215	Ministry of Youth, Sports & Community Empowerment	Dev. Of Volley Court - K. Thulusdhoo	New		500,000	-	-	-	500,000
1215	Ministry of Youth, Sports & Community Empowerment	Estab. Of Surf Track - K. Thulusdhoo	New		250,000	-	-	-	250,000
1215	Ministry of Youth, Sports & Community Empowerment	Estab. Of Outdoor Gym - K. Thulusdhoo	Tendering		75,000	-	-	-	75,000
1224	Ministry of National Planning, Housing and Infrastructure	Coastal Protection - K. Thulusdhoo	Pre-Tendering		-	-	-	2,007,195	2,007,195
1224	Ministry of National Planning, Housing and Infrastructure	Reconstruction of Harbours - IDB	On-going						
1224	Ministry of National Planning, Housing and Infrastructure	Sanitation in 5 Islands	On-going						
1224	Ministry of National Planning, Housing and Infrastructure	Estab. Water System - K. Thulusdhoo	Tendering		-	-	-	-	-
		K. Huraa			6,544,819	-	-	-	6,544,819
1058	Ministry of Education	Const. of 6 classroom (2 story) - K. Huraa	On-going		1,161,620	-	-	-	1,161,620
1215	Ministry of Youth, Sports & Community Empowerment	Devel. Of Camp Site - K. Huraa	New		500,000	-	-	-	500,000
1224	Ministry of National Planning, Housing and Infrastructure	K. Huraa Land Reclamation & Revetment (Ph2)	Retention		1,860,000	-	-	-	1,860,000
1224	Ministry of National Planning, Housing and Infrastructure	Estab. Water & Sewerage System - K. Huraa	New		350,000	-	-	-	350,000
1224	Ministry of National Planning, Housing and Infrastructure	Harbor Upgrading - K. Huraa	Tendering		1,000,000	-	-	-	1,000,000
1264	Department of Judicial Administration	Construction Of Magistrate Court - K. Huraa	New		300,000	-	-	-	300,000
1276	Local Government Authority	Const. of Council Office - K. Huraa	On-going		1,373,199	-	-	-	1,373,199
		K. Himmafushi			21,736,724	-	-	-	21,736,724
1016	Ministry of Home Affairs	De-radicalize & rehabilitation centre	Retention		2,881,522	-	-	-	2,881,522
1025	Maldives Correctional Service	Asseyri Jail Rehabilitation Infrastructure & Boundary Wall	Pre-Tendering		7,200,000	-	-	-	7,200,000
1058	Ministry of Education	Classroom and School Multi Purpose Hall - K. Himmafushi 4	New		1,000,000	-	-	-	1,000,000
1192	National Drug Agency	Estab. Of Drug Offenders Remand Centre - K. Himmafushi	New		4,500,000	-	-	-	4,500,000
1215	Ministry of Youth, Sports & Community Empowerment	Devel. Futsal Ground (DRC) - K. Himmafushi	Retention		69,604	-	-	-	69,604
1215	Ministry of Youth, Sports & Community Empowerment	Estab. Of Surf Track - K. Himmafushi	New		250,000	-	-	-	250,000
1215	Ministry of Youth, Sports & Community Empowerment	Devel. Of Outdoor Gym - K. Himmafushi	Tendering		75,000	-	-	-	75,000

BA	Office	Island	Project Name	Status	Domestic Budget	Loan	Grant	Trust Fund	Total
1224	Ministry of National Planning, Housing and Infrastructure		Coastal Protection - K.Himmafushi	New	1,050,000	-	-	-	1,050,000
1224	Ministry of National Planning, Housing and Infrastructure		Harbor Project (Phase I) - K. Himmafushi	Awarded	4,710,598	-	-	-	4,710,598
1224	Ministry of National Planning, Housing and Infrastructure		Sanitation in 5 Islands	On-going					
1224	Ministry of National Planning, Housing and Infrastructure		Water Supply System - K. Himmafushi	Pre-Tendering					
		K. Gulhi			4,486,213	-	-	8,782,418	13,268,631
1058	Ministry of Education		School Building (6 Class & Hall) - K. Gulhi	New	2,800,000	-	-	-	2,800,000
1215	Ministry of Youth, Sports & Community Empowerment		Developing Sub base - K. Gulhi	Retention	40,713	-	-	-	40,713
1215	Ministry of Youth, Sports & Community Empowerment		Turfing Football Ground - K. Gulhi	Awarded	1,345,500	-	-	-	1,345,500
1224	Ministry of National Planning, Housing and Infrastructure		Water and Sewerage Network - K. Gulhi	On-going				8,782,418	8,782,418
1224	Ministry of National Planning, Housing and Infrastructure		Land Reclamation - K. Gulhi	Pre-Tendering	300,000	-	-	-	300,000
		K. Maafushi			46,240,587	-	-	94,931	46,335,518
1016	Ministry of Home Affairs		Establishment of high security wing - Maafushi Jail	Retention	1,399,999	-	-	-	1,399,999
1025	Maldives Correctional Service		Estab. Of Perimeter Security Wall - Maafushi Jail	On-going	4,000,000	-	-	-	4,000,000
1025	Maldives Correctional Service		Finishing of Rehab Workshop Building - K. Maafushi	New	5,669,868	-	-	-	5,669,868
1025	Maldives Correctional Service		Upgrading Unit 9 - Maafushi Jail	New	1,437,500	-	-	-	1,437,500
1058	Ministry of Education		School Building - K. Maafushi	New	2,100,000	-	-	-	2,100,000
1215	Ministry of Youth, Sports & Community Empowerment		Devel. Of Football Ground - K. Maafushi	On-going	1,396,009	-	-	-	1,396,009
1215	Ministry of Youth, Sports & Community Empowerment		Estab. Of Outdoor Gym - K. Maafushi	Tendering	75,000	-	-	-	75,000
1224	Ministry of National Planning, Housing and Infrastructure		Land Reclamation - K. Maafushi	On-going	30,162,211	-	-	-	30,162,211
1229	Ministry of Environment		Incinerator Installation in K. Maafushi	Retention	-	-	-	94,931	94,931
		K. Guraidhoo			34,348,405	-	-	1,296,847	35,645,252
1058	Ministry of Education		School Building (8 Class Room) - K. Guraidhoo	New	1,900,000	-	-	-	1,900,000
1163	Ministry of Health		Health Centre New Building - K. Guraidhoo	New	335,000	-	-	-	335,000
1215	Ministry of Youth, Sports & Community Empowerment		Developing Sub base - K. Guraidhoo	Retention	78,842	-	-	-	78,842
1215	Ministry of Youth, Sports & Community Empowerment		Turfing Football Ground - K. Guraidhoo	Awarded	1,299,343	-	-	-	1,299,343
1224	Ministry of National Planning, Housing and Infrastructure		Land Reclamation - K. Guraidhoo	On-going	27,310,522	-	-	-	27,310,522
1224	Ministry of National Planning, Housing and Infrastructure		K. Guraidhoo Water Supply System	Retention	-	-	-	1,296,847	1,296,847
1224	Ministry of National Planning, Housing and Infrastructure		Upgrading Sewerage System - K. Guraidhoo	New	3,424,698	-	-	-	3,424,698

BA	Office	Island	Project Name	Status	Domestic Budget	Loan	Grant	Trust Fund	Total
Hulhule'					2,000,000	1,088,014,072	-	-	1,090,014,072
1013	Maldives National Defense Force	VIA MNDF Facility Relocation		On-going	2,000,000	-	-	-	2,000,000
1272	Ministry of Finance	Velana International Airport Development (Runway)		On-going	-	270,000,000	-	-	270,000,000
1272	Ministry of Finance	Velana International Airport Development (Terminal)		On-going	-	818,014,072	-	-	818,014,072
K.Thilafushi					-	98,819,190	95,546,961	20,858,211	215,224,362
1229	Ministry of Environment	Greater Male Environmental Improvement & Waste Management		On-going	-	98,819,190	95,546,961	15,000,000	209,366,151
1229	Ministry of Environment	Land Reclamation & Revetment - K.Thilafushi		Retention	-	-	-	5,858,211	5,858,211
K.Gulhifalhu					85,112,609	537,394,413	-	-	622,507,022
1224	Ministry of National Planning, Housing and Infrastructure	Land Reclamation - K.Gulhifalhu		On-going	53,970,000	92,500,000	-	-	146,470,000
1224	Ministry of National Planning, Housing and Infrastructure	Port Development Project - K.Gulhifalhu		Tendering	31,142,609	444,894,413	-	-	476,037,022
K.Girifushi					5,000,000	-	-	-	5,000,000
1013	Maldives National Defense Force	Upgrade of Harbour - K.Girifushi		New	5,000,000	-	-	-	5,000,000
K. Kaduohgiri					-	-	-	-	-
1233	Ministry of Fisheries, Marine Resources and Agriculture	Expansion Of MIFCO Facility - Koondoo & Kaduohgiri		New	-	-	-	-	-
K.Dhoonidhoo					16,181,778	-	-	-	16,181,778
1027	Maldives Police Service	Reclamation & Re-Development of Harbour - Dhoonidhoo		Awarded	16,181,778	-	-	-	16,181,778
Male' City					187,687,759	410,364,212	134,437,082	815,850	733,304,903
1012	Ministry of Defence	Estab. Of Joint Inter Agency Operation Centre		New	10,000,000	-	-	-	10,000,000
1013	Maldives National Defense Force	Construction Of Ministry of Defense New Building		Awarded	-	-	39,145,082	-	39,145,082
1027	Maldives Police Service	Construction of 10 Storey Building - Fourwind		On-going	4,762,966	-	-	-	4,762,966
1027	Maldives Police Service	FCPD building Finishing Works		On-going	2,317,475	-	-	-	2,317,475
1058	Ministry of Education	Construction of Dharumavantha School		On-going	29,225,972	-	-	-	29,225,972
1058	Ministry of Education	CHSE 8 Storey Classroom Block		On-going	20,058,227	-	-	-	20,058,227
1130	Maldives National University	Establishment of Medical School		On-going	60,000	-	1,000,000	-	1,060,000
1163	Ministry of Health	Upgrading MBS Building		On-going	4,750,000	-	-	-	4,750,000
1166	Indira Gandhi Memorial Hospital	Upgrading IGMH Backhouse		On-going	904,300	-	-	-	904,300
1166	Indira Gandhi Memorial Hospital	Upgrading IGMH Laundry		On-going	4,500,000	-	-	-	4,500,000
1166	Indira Gandhi Memorial Hospital	IGMH OBG Consultation / RHC		New	2,927,489	-	-	-	2,927,489
1166	Indira Gandhi Memorial Hospital	Upgrading IGMH CSSD		New	2,657,289	-	-	-	2,657,289
1166	Indira Gandhi Memorial Hospital	Mental Health Ward		New	6,405,217	-	-	-	6,405,217

BA	Office	Island	Project Name	Status	Domestic Budget	Loan	Grant	Trust Fund	Total
1215	Ministry of Youth, Sports & Community Empowerment		Estab. Of Synthetic Track - K.Male	On-going	627,162	-	-	-	627,162
1215	Ministry of Youth, Sports & Community Empowerment		Devel. Swimming Pool - Male City	Retention	44,939	-	-	-	44,939
1215	Ministry of Youth, Sports & Community Empowerment		'Development of Swimming Track - Male	Retention	427,582	-	-	-	427,582
1215	Ministry of Youth, Sports & Community Empowerment		Development Of Youth Centre - K.Male	Retention	32,510	-	-	-	32,510
1215	Ministry of Youth, Sports & Community Empowerment		Devel. Futsal Ground - Lonuziyaraikolu	Retention	69,373	-	-	-	69,373
1215	Ministry of Youth, Sports & Community Empowerment		Dev. Of National Netball Centre	New	-	4,500,000	-	-	4,500,000
1215	Ministry of Youth, Sports & Community Empowerment		Dev. Of National Basketball Centre	New	-	18,504,000	-	-	18,504,000
1215	Ministry of Youth, Sports & Community Empowerment		Dev. Of National Table Tennis Centre	New	-	6,000,000	-	-	6,000,000
1215	Ministry of Youth, Sports & Community Empowerment		Development of Henveyru football ground	New	1,500,000	-	-	-	1,500,000
1215	Ministry of Youth, Sports & Community Empowerment		Estab. Of Indoor Volley Court - Male City	New	7,500,000	-	-	-	7,500,000
1215	Ministry of Youth, Sports & Community Empowerment		Estab. Of Futsal Ground - Male Galolhu	New	693,878	-	-	-	693,878
1215	Ministry of Youth, Sports & Community Empowerment		Development of National Stadium	New	-	23,130,000	-	-	23,130,000
1215	Ministry of Youth, Sports & Community Empowerment		Upgrading Of Social Centres - Greater Male Region	New	1,800,000	-	-	-	1,800,000
1224	Ministry of National Planning, Housing and Infrastructure		Upgrading Roads - Male	On-going	-	8,230,212	-	-	8,230,212
1224	Ministry of National Planning, Housing and Infrastructure		Renovating Min. Of Foreign Affairs	On-going	300,000	-	-	-	300,000
1224	Ministry of National Planning, Housing and Infrastructure		Storm Water Development and Maintenance (Male) Phase 4	On-going	400,000	-	-	-	400,000
1224	Ministry of National Planning, Housing and Infrastructure		Repairing Male' Hiya - Male City	New	5,000,000	-	-	-	5,000,000
1224	Ministry of National Planning, Housing and Infrastructure		Building 2 Parkings Buildings	New	7,500,000	-	-	-	7,500,000
1224	Ministry of National Planning, Housing and Infrastructure		Repairing Sinamale Flats - Male City	New	4,000,000	-	-	-	4,000,000
1224	Ministry of National Planning, Housing and Infrastructure		Greater Male Connectivity Project (Male - Thilafushi Bridge)	Pre-Tendering	24,591,989	350,000,000	94,292,000	-	468,883,989
1229	Ministry of Environment		Estab. Ambient Air Quality Monitoring Station - Male	New	-	-	-	815,850	815,850
1242	People's Majlis		Peoples Majlis New Building	On-going	2,971,641	-	-	-	2,971,641
1264	Department of Judicial Administration		Construction Of Niyaavehi (10 Storey Building)	New	12,468,750	-	-	-	12,468,750
1264	Department of Judicial Administration		Estab. Of Supreme Court New Building	New	1,500,000	-	-	-	1,500,000
1272	Ministry of Finance		Digital Terrestrial network development project	On-going	5,600,000	-	-	-	5,600,000
1276	Local Government Authority		Construction Of Council Office - Male City	New	1,500,000	-	-	-	1,500,000
1510	Ministry Of Gender, Family and Social Services		Estab. Day Care Centre - Male	On-going	2,400,000	-	-	-	2,400,000
1530	Ministry of Transport & Civil Aviation		Estab. Of Mini Bus Service - Male City	New	16,191,000	-	-	-	16,191,000
1532	Ministry of Arts, Culture and Heritage		Development of Olympus Hall	New	2,000,000	-	-	-	2,000,000
1016	Ministry of Home Affairs		Reloc. of Male Jail & Upgr. of Hulhumale Jail	New					

BA Office	Island	Project Name	Status	Domestic Budget	Loan	Grant	Trust Fund	Total
1224	Ministry of National Planning, Housing and Infrastructure	Maldives Urban Dev. & Resilience Project	Tendering					
1229	Ministry of Environment	Estab. Air Quality Checking System	Pre-Tendering					
1233	Ministry of Fisheries, Marine Resources and Agriculture	Estab. Of Quarantine Facility at Commercial Ports	New					
		Hulhumale'		140,615,979	132,329,115	4,011,111	-	276,955,205
1027	Maldives Police Service	Construction of Hulhumale Police Station	Retention	1,377,485	-	-	-	1,377,485
1058	Ministry of Education	'Const. of a New School in Hulhumale	Tendering	18,000,000	-	-	-	18,000,000
1129	Ministry of Higher Education	Estab. Of State of Art TIVET Institution - Male	New	2,715,000	-	-	-	2,715,000
1188	Hulhumale Hospital	Finishing of 6 Storey Building	New	5,000,000	-	-	-	5,000,000
1188	Hulhumale Hospital	Opthalmic & General Operation Theatre	New	7,000,000	-	-	-	7,000,000
1192	National Drug Agency	Estab. Of NDA Wellness Centre	New	7,625,000	-	-	-	7,625,000
1202	Ministry of Economic Development	Estab. Of Expat Accomodation Facility - Hulhumale	New	15,000,000	-	-	-	15,000,000
1215	Ministry of Youth, Sports & Community Empowerment	Estab. Of Football Training School - Hulhumale	On-going	5,000,000	-	-	-	5,000,000
1215	Ministry of Youth, Sports & Community Empowerment	Changing Turf on 3 Futsal Ground - Hulhumale	Retention	75,010	-	-	-	75,010
1215	Ministry of Youth, Sports & Community Empowerment	Estab. Of Badminton Court Complex - Hulhumale	New	-	3,000,000	-	-	3,000,000
1224	Ministry of National Planning, Housing and Infrastructure	Dev. of Hulhumale Central Park	On-going	-	-	4,011,111	-	4,011,111
1224	Ministry of National Planning, Housing and Infrastructure	Contruction of MNPI Office Building	On-going	27,870,984	-	-	-	27,870,984
1224	Ministry of National Planning, Housing and Infrastructure	Build. Of Cricket Stadium - Hulhumale	Tendering	-	50,000,000	-	-	50,000,000
1224	Ministry of National Planning, Housing and Infrastructure	Finishing of POLCO Housing Flats	Pre-Tendering	18,952,500	-	-	-	18,952,500
1243	Auditor General's Office	Const. Of Auditor Generals Office	New	25,000,000	-	-	-	25,000,000
1272	Ministry of Finance	Hulhumale Island Development Project	On-going	-	79,329,115	-	-	79,329,115
1510	Ministry Of Gender, Family and Social Services	Estab.Amaan Hiya - Hulhumale	On-going	2,000,000	-	-	-	2,000,000
1510	Ministry Of Gender, Family and Social Services	Estab. Of Rehabilitation Centre for People with Special Need	New	5,000,000	-	-	-	5,000,000
1016	Ministry of Home Affairs	Reloc. of Male Jail & Upgr. of Hulhumale Jail	New					
1224	Ministry of National Planning, Housing and Infrastructure	Development of 1500 Housing Units - Ph2	On-going					
1224	Ministry of National Planning, Housing and Infrastructure	Maldives Urban Dev. & Resilience Project	Tendering					
1229	Ministry of Environment	Estab. Air Quality Checking System	Pre-Tendering					
		Villimale		3,310,000	-	-	-	3,310,000
1215	Ministry of Youth, Sports & Community Empowerment	Devel. Of Football Ground - Villimale	New	1,500,000	-	-	-	1,500,000
1215	Ministry of Youth, Sports & Community Empowerment	Devel. Of Childrens Park - Villimale	New	340,000	-	-	-	340,000
1215	Ministry of Youth, Sports & Community Empowerment	Devel. Of Outdoor Gym - Villimale	Tendering	75,000	-	-	-	75,000

BA	Office	Island	Project Name	Status	Domestic Budget	Loan	Grant	Trust Fund	Total
1058	Ministry of Education		'Muhyiddin School Multi Purpose Hall - Villimale	New	1,000,000				1,000,000
1276	Local Government Authority		'Construction of Fish Market - Villimale	New	395,000				395,000
		AA. Thoddoo			10,808,046				10,808,046
1058	Ministry of Education		MP Hall & 12 classroom - AA.Thoddoo	On-going	4,698,755				4,698,755
1163	Ministry of Health		Health Centre New Building - AA.Thoddoo	New	400,000				400,000
1215	Ministry of Youth, Sports & Community Empowerment		Estab. Of Futsal Ground - AA.Thoddoo	Retention	70,336				70,336
1215	Ministry of Youth, Sports & Community Empowerment		Devel. Of Football Ground - AA.Thoddoo	New	1,500,000				1,500,000
1215	Ministry of Youth, Sports & Community Empowerment		Estab. Of Outdoor Gym - AA.Thoddoo	Tendering	75,000				75,000
1224	Ministry of National Planning, Housing and Infrastructure		Reconstruction of Harbour - AA.Thoddoo	Tendering	4,063,955				4,063,955
1224	Ministry of National Planning, Housing and Infrastructure		Provision of Water Supply & Sewerage Project	Tendering					
		AA. Rasdhoo			8,339,836			11,221,275	19,561,111
1058	Ministry of Education		School Building (12 Class & Multi Purp. Hall) - AA.Atoll	New	2,750,000				2,750,000
1163	Ministry of Health		Atoll Hospital Extension - AA.Rasdhoo	New	440,000				440,000
1215	Ministry of Youth, Sports & Community Empowerment		Estab. Of Futsal Ground - AA.Rasdhoo	On-going	1,771,608				1,771,608
1224	Ministry of National Planning, Housing and Infrastructure		Coastal Protection - AA.Rasdhoo	On-going				7,998,303	7,998,303
1224	Ministry of National Planning, Housing and Infrastructure		Estab. RO Plant & Water Storage Tank - AA.Rasdhoo	Retention				3,222,972	3,222,972
1224	Ministry of National Planning, Housing and Infrastructure		Upgrading Sewerage System - AA.Rasdhoo	New	3,378,228				3,378,228
		AA. Ukulhas			23,256,384				23,256,384
1058	Ministry of Education		School Building (12 Classroom) - AA.Ukulhas	New	1,800,000				1,800,000
1163	Ministry of Health		Health Centre Extension - AA.Ukulhas	New	455,000				455,000
1215	Ministry of Youth, Sports & Community Empowerment		Estab. Lighting at Football Ground - AA.Ukulhas	On-going	800,000				800,000
1215	Ministry of Youth, Sports & Community Empowerment		Devel. Of Youth Centre - AA.Ukulhas	New	909,179				909,179
1215	Ministry of Youth, Sports & Community Empowerment		Devel. Of Outdoor Gym - AA.Ukulhas	Tendering	75,000				75,000
1224	Ministry of National Planning, Housing and Infrastructure		Devel. Breakwater at Ferry Terminal - AA.Ukulhas	Tendering	5,700,000				5,700,000
1224	Ministry of National Planning, Housing and Infrastructure		Land Reclamation - AA.Ukulhas	Tendering	13,517,205				13,517,205
		AA. Bodufulhadhoo			19,597,702				19,597,702
1215	Ministry of Youth, Sports & Community Empowerment		Estab. Football Ground - AA.Bodufulhadhoo	New	1,000,000				1,000,000
1224	Ministry of National Planning, Housing and Infrastructure		Estab. Water & Sewerage System - AA.Bodufulhadhoo	Tendering	7,341,600				7,341,600
1224	Ministry of National Planning, Housing and Infrastructure		Land Reclamation - AA.Bodufulhadhoo	Pre-Tendering	8,000,000				8,000,000

BA	Office	Island	Project Name	Status	Domestic Budget	Loan	Grant	Trust Fund	Total
1240	Ministry of Islamic Affairs		Const. of Mosque - AA.Bodufulhadoo	Tendering	3,256,102	-	-	-	3,256,102
1229	Ministry of Environment		Estab. Water System (4 Islands) & Water Storage (25 Islands)	Ongoing					
		AA.Mathiveri			2,790,000	-	-	20,240,981	23,030,981
1058	Ministry of Education		School 3 Storey Building (12 Class & Hall) - AA.Mathiveri	New	2,790,000	-	-	-	2,790,000
1224	Ministry of National Planning, Housing and Infrastructure		AA. Mathiveri Sewerage Sytem	Ongoing	-	-	-	19,240,981	19,240,981
1224	Ministry of National Planning, Housing and Infrastructure		Coastal Protection - AA.Mathiveri	New	-	-	-	1,000,000	1,000,000
1229	Ministry of Environment		Estab. Water System (4 Islands) & Water Storage (25 Islands)	Ongoing					
1224	Ministry of National Planning, Housing and Infrastructure		Water Supply System - AA.Mathiveri	Pre-Tendering	-	-	-	-	-
		AA.Feridhoo			1,465,500	-	-	-	1,465,500
1163	Ministry of Health		Health Centre Extension - AA.Feridhoo	New	465,500	-	-	-	465,500
1276	Local Government Authority		Estab. Of Council Office Building - AA.Feridhoo	New	1,000,000	-	-	-	1,000,000
1224	Ministry of National Planning, Housing and Infrastructure		Water and Sewerage System - AA.Feridhoo	Pre-Tendering	-	-	-	-	-
		AA.Maahos			16,858,300	-	-	-	16,858,300
1058	Ministry of Education		School Building (4 Class & Multi Purp. Hall) - AA.Maahos	New	2,400,000	-	-	-	2,400,000
1215	Ministry of Youth, Sports & Community Empowerment		Estab. Rostrum at Football Ground - AA.Maahos	Retention	58,300	-	-	-	58,300
1224	Ministry of National Planning, Housing and Infrastructure		Upgrading Harbour - AA.Maahos	Tendering	14,400,000	-	-	-	14,400,000
1224	Ministry of National Planning, Housing and Infrastructure		Provision of Water Supply & Sewerage Project	Tendering					
		AA.Himandhoo			7,631,838	-	-	-	7,631,838
1058	Ministry of Education		School 12 Class Room & Multi Purpose Hall - AA.Himandhoo	New	2,900,000	-	-	-	2,900,000
1215	Ministry of Youth, Sports & Community Empowerment		Estab. Of Football Ground - AA.Himandhoo	New	500,000	-	-	-	500,000
1215	Ministry of Youth, Sports & Community Empowerment		Devel. Of Youth Centre - AA.Himandhoo	New	1,260,000	-	-	-	1,260,000
1215	Ministry of Youth, Sports & Community Empowerment		Devel. Of Outdoor Gym - AA. Himandhoo	Tendering	75,000	-	-	-	75,000
1224	Ministry of National Planning, Housing and Infrastructure		Developing Harbour - AA.Himandhoo	Retention	2,496,838	-	-	-	2,496,838
1240	Ministry of Islamic Affairs		Construction Of Mosque - AA.Himandhoo	New	400,000	-	-	-	400,000
1229	Ministry of Environment		Estab. Water System (4 Islands) & Water Storage (25 Islands)	Ongoing					
1224	Ministry of National Planning, Housing and Infrastructure		Water and Sewerage Network -AA.Himandhoo	Pre-Tendering	-	-	-	-	-
		ADh.Hanyaameedhoo			6,257,108	-	-	12,137,009	18,394,117
1224	Ministry of National Planning, Housing and Infrastructure		Estab. Water System - ADh. Hanyaameedhoo	Ongoing	-	-	-	5,412,970	5,412,970
1224	Ministry of National Planning, Housing and Infrastructure		Adh. Hangnaameedhoo Sewerage Sytem	Retention	-	-	-	6,724,039	6,724,039

BA	Office	Island	Project Name	Status	Domestic Budget	Loan	Grant	Trust Fund	Total
1224	Ministry of National Planning, Housing and Infrastructure		Harbor Upgrading - Adh. Hangnaameedhoo	Awarded	5,852,108	-	-	-	5,852,108
1276	Local Government Authority		Construction Of Council Office - ADh. Hanyaaameedhoo	New	405,000	-	-	-	405,000
		ADh. Omadhoo			-	-	-	9,013,445	9,013,445
1224	Ministry of National Planning, Housing and Infrastructure		Adh. Omadhoo Sewerage Sytem	On-going	-	-	-	8,013,445	8,013,445
1224	Ministry of National Planning, Housing and Infrastructure		Coastal Protection - ADh. Omadhoo	Pre-Tendering	-	-	-	1,000,000	1,000,000
1224	Ministry of National Planning, Housing and Infrastructure		Water Supply System- ADh. Omadhoo	Pre-Tendering	-	-	-	-	-
		ADh. Kunburudhoo			3,307,067	-	-	-	3,307,067
1215	Ministry of Youth, Sports & Community Empowerment		Estab. Of Futsal Ground - ADh. Kunburudhoo	New	693,878	-	-	-	693,878
1224	Ministry of National Planning, Housing and Infrastructure		Coastal Protection - ADh. Kunburudhoo	New	2,613,189	-	-	-	2,613,189
1224	Ministry of National Planning, Housing and Infrastructure		Prov. Water Supply, Sani. & Waste Mgmt- OF ID-P2	On-going	-	-	-	-	-
1229	Ministry of Environment		Estab. Water System (4 Islands) & Water Storage (25 Islands)	On-going	-	-	-	-	-
1224	Ministry of National Planning, Housing and Infrastructure		Water and Sewerage System - ADh. Kunburudhoo	Pre-Tendering	-	-	-	-	-
		ADh. Mahibadhoo			4,130,318	-	-	1,000,000	5,130,318
1058	Ministry of Education		Const. of 12 Classroom - ADh. Mahibadhoo	On-going	1,430,318	-	-	-	1,430,318
1163	Ministry of Health		Upgrading Of Hospital - ADh. Mahibadhoo	New	1,500,000	-	-	-	1,500,000
1224	Ministry of National Planning, Housing and Infrastructure		Coastal Protection - ADh. Mahibadhoo	New	-	-	-	1,000,000	1,000,000
1224	Ministry of National Planning, Housing and Infrastructure		Road Construction - ADh. Mahibadhoo	Pre-Tendering	1,200,000	-	-	-	1,200,000
		ADh. Mandhoo			9,653,311	-	-	-	9,653,311
1163	Ministry of Health		Upgrading Health Centre - ADh. Mandhoo	New	1,500,000	-	-	-	1,500,000
1224	Ministry of National Planning, Housing and Infrastructure		Habour Construction - ADh. Mandhoo	Awarded	8,153,311	-	-	-	8,153,311
		ADh. Dhangethi			2,387,500	-	1,352,487	703,850	4,443,837
1163	Ministry of Health		Upgrading Health Centre - ADh. Dhangethi	New	2,387,500	-	-	-	2,387,500
1224	Ministry of National Planning, Housing and Infrastructure		Adh. Dhangethi Water Supply System	Retention	-	-	-	703,850	703,850
1240	Ministry of Islamic Affairs		Contruction of Mosque - ADh. Dhangethi	Ongoing	-	-	1,352,487	-	1,352,487
1224	Ministry of National Planning, Housing and Infrastructure		Provision of Water Supply & Sewerage Project	Tendering	-	-	-	-	-
		ADh. Dhigurah			3,175,000	-	-	-	3,175,000
1163	Ministry of Health		Purch. Lab Equipment- ADh. Dhigurah	On-going	1,875,000	-	-	-	1,875,000
1224	Ministry of National Planning, Housing and Infrastructure		Coastal Protection - ADh. Dhigurah	New	1,000,000	-	-	-	1,000,000
1240	Ministry of Islamic Affairs		Construction Of Mosque - ADh. Dhigurah	New	300,000	-	-	-	300,000
1224	Ministry of National Planning, Housing and Infrastructure		Provision of Water Supply & Sewerage Project	Tendering	-	-	-	-	-

BA	Office	Island	Project Name	Status	Domestic Budget	Loan	Grant	Trust Fund	Total
Adh. Fenushi									
1058	Ministry of Education	School Building (4 Class Room) - Adh. Fenushi	New		4,905,224	-	-	4,215,754	9,120,978
1215	Ministry of Youth, Sports & Community Empowerment	Recia & Dev. Football Ground - Adh. Fenushi	Awarded		800,000	-	-	-	800,000
1224	Ministry of National Planning, Housing and Infrastructure	Upgrading Harbour - Adh. Fenushi	Tendering		738,487	-	-	-	738,487
1224	Ministry of National Planning, Housing and Infrastructure	Sewerage System - Adh. Fenushi	Pre-Tendering		3,366,737	-	-	-	3,366,737
1224	Ministry of National Planning, Housing and Infrastructure	A.Dh Fenushi Water Supply System	Pre-Tendering		-	-	-	4,215,754	4,215,754
Adh. Dhidhoo									
1224	Ministry of National Planning, Housing and Infrastructure	Harbor Construction - Adh. Dhidhoo	On-going		2,997,022	-	-	-	2,997,022
1224	Ministry of National Planning, Housing and Infrastructure	Water and Sewerage System - Adh. Dhidhoo	Pre-Tendering		-	-	-	-	-
Adh. Maamigili									
1058	Ministry of Education	School New Building (Class, AV Room & Hall) - Adh. Atoll	New		17,147,942	-	-	-	17,147,942
1163	Ministry of Health	Health Centre Upgrade - Adh. Maamigili	Tendering		2,975,000	-	-	-	2,975,000
1215	Ministry of Youth, Sports & Community Empowerment	Devel. Of Football Ground - Adh. Maamigili	On-going		3,500,000	-	-	-	3,500,000
1224	Ministry of National Planning, Housing and Infrastructure	Developing Roads - Adh. Maamigili	On-going		536,573	-	-	-	536,573
V. Fulidhoo									
1224	Ministry of National Planning, Housing and Infrastructure	School Building (Multi Purp. Hall) - V. Fulidhoo	New		10,136,369	-	-	-	10,136,369
1215	Ministry of Youth, Sports & Community Empowerment	Dev. Of Volley Court - V. Fulidhoo	New		2,400,000	-	-	1,000,000	3,400,000
1224	Ministry of National Planning, Housing and Infrastructure	Coastal Protection - V. Fulidhoo	Awarded		1,400,000	-	-	-	1,400,000
1224	Ministry of National Planning, Housing and Infrastructure	Provision of Water Supply & Sewerage Project	Tendering		1,000,000	-	-	-	1,000,000
V. Thinadhoo									
1224	Ministry of National Planning, Housing and Infrastructure	Upgrading Harbour - V. Thinadhoo	Tendering		3,275,045	-	-	-	3,275,045
1224	Ministry of National Planning, Housing and Infrastructure	Provision of Water Supply & Sewerage Project	Tendering		3,275,045	-	-	-	3,275,045
V. Felidhoo									
1058	Ministry of Education	Multi Purpose Hall - V. Felidhoo	On-going		6,151,573	-	-	1,000,000	7,151,573
1215	Ministry of Youth, Sports & Community Empowerment	Dev. Of Volley Court - V. Felidhoo	New		4,726,138	-	-	-	4,726,138
1224	Ministry of National Planning, Housing and Infrastructure	V. Felidhoo Harbour	Retention		500,000	-	-	-	500,000
1224	Ministry of National Planning, Housing and Infrastructure	Coastal Protection - V. Felidhoo	New		925,435	-	-	-	925,435
1224	Ministry of National Planning, Housing and Infrastructure	Provision of Water Supply & Sewerage Project	Tendering		-	-	-	1,000,000	1,000,000

BA Office	Island	Project Name	Status	Domestic Budget	Loan	Grant	Trust Fund	Total
	V. Keyodhoo			12,776,187	-	-	-	12,776,187
1058 Ministry of Education		Multi Purpose Hall - V. Keyodhoo	On-going	4,941,583	-	-	-	4,941,583
1058 Ministry of Education		School Building (3 Class & Office) - V. Keyodhoo	New	1,500,000	-	-	-	1,500,000
1163 Ministry of Health		Extension of Health Centre - V. Keyodhoo	New	2,850,000	-	-	-	2,850,000
1215 Ministry of Youth, Sports & Community Empowerment		Devel. Of Football Ground - V. Keyodhoo	On-going	1,469,155	-	-	-	1,469,155
1215 Ministry of Youth, Sports & Community Empowerment		Dev. Of Volley Court - V. Keyodhoo	New	500,000	-	-	-	500,000
1224 Ministry of National Planning, Housing and Infrastructure		V. Keyodhoo Harbor (Phase 2)	Retention	1,515,449	-	-	-	1,515,449
1224 Ministry of National Planning, Housing and Infrastructure		Water and Sewerage System - V. Keyodhoo	Pre-Tendering	-	-	-	-	-
	V. Rakeedhoo			8,908,741	-	-	-	8,908,741
1224 Ministry of National Planning, Housing and Infrastructure		Construction of T-Jetty - V. Rakeedhoo	On-going	3,362,109	-	-	-	3,362,109
1224 Ministry of National Planning, Housing and Infrastructure		Development Of Slipway - V. Rakeedhoo	New	1,000,000	-	-	-	1,000,000
1224 Ministry of National Planning, Housing and Infrastructure		Coastal Protection - V. Rakeedhoo	New	3,846,632	-	-	-	3,846,632
1276 Local Government Authority		Construction Of Council Office - V. Rakeedhoo	New	700,000	-	-	-	700,000
1224 Ministry of National Planning, Housing and Infrastructure		Establishing Water & Sewerage System - V. Rakeedhoo	Pre-Tendering	-	-	-	-	-
	M. Raiymandhoo			1,369,000	-	-	-	1,369,000
1224 Ministry of National Planning, Housing and Infrastructure		Developing Jetty - M. Raiymandhoo	New	1,000,000	-	-	-	1,000,000
1276 Local Government Authority		Construction Of Council Office - M. Raiymandhoo	New	369,000	-	-	-	369,000
1229 Ministry of Environment		Estab. Water System (4 Islands) & Water Storage (25 Islands)	On-going	-	-	-	-	-
1224 Ministry of National Planning, Housing and Infrastructure		Establishing Water & Sewerage System - M. Raiymandhoo	Pre-Tendering	-	-	-	-	-
	M. Veyvah			14,475,354	-	-	-	14,475,354
1215 Ministry of Youth, Sports & Community Empowerment		Devel. Of Outdoor Gym - M. Veyvah	Tendering	75,000	-	-	-	75,000
1224 Ministry of National Planning, Housing and Infrastructure		Reconstruction of Harbour - M. Veyvah	On-going	6,758,754	-	-	-	6,758,754
1224 Ministry of National Planning, Housing and Infrastructure		Estab. Water & Sewerage System - M. Veyvah	Tendering	7,341,600	-	-	-	7,341,600
1264 Department of Judicial Administration		Construction Of Magistrate Court - M. Veyvah	New	300,000	-	-	-	300,000
1229 Ministry of Environment		Estab. Water System (41 Islands) & Water Storage (25 Islands)	On-going	-	-	-	-	-
	M. Mulaku			9,239,587	-	-	1,000,000	10,239,587
1058 Ministry of Education		School 3 Storey Building - M. Mulaku	New	2,400,000	-	-	-	2,400,000
1163 Ministry of Health		Health Centre Extension - M. Mulah	New	455,000	-	-	-	455,000
1215 Ministry of Youth, Sports & Community Empowerment		Dev. Of Volley Court - M. Mulah	New	500,000	-	-	-	500,000
1215 Ministry of Youth, Sports & Community Empowerment		Development Of Youth Centre - M. Mulah	New	909,179	-	-	-	909,179

BA	Office	Island	Project Name	Status	Domestic Budget	Loan	Grant	Trust Fund	Total
1224	Ministry of National Planning, Housing and Infrastructure		Expan. of Harbour & Const. of Entrance Channel - HA.Uligamu	New	3,761,500	-	-	-	3,761,500
1224	Ministry of National Planning, Housing and Infrastructure		Road Construction - M.Mulah	Pre-Tendering	1,213,908	-	-	-	1,213,908
1224	Ministry of National Planning, Housing and Infrastructure		Coastal Protection - M. Mulah	Pre-Tendering	-	-	-	1,000,000	1,000,000
		M. Mulhi			7,436,739	-	-	-	7,436,739
1013	Maldives National Defense Force		MNDF Accommodation building - M.Mulhi	New	500,000	-	-	-	500,000
1215	Ministry of Youth, Sports & Community Empowerment		Estab. Of Futsal Ground - M.Mulhi	Retention	58,252	-	-	-	58,252
1224	Ministry of National Planning, Housing and Infrastructure		Coastal Protection - M.Mulhi	New	2,733,268	-	-	-	2,733,268
1224	Ministry of National Planning, Housing and Infrastructure		Reconstruction of Harbour - M.Mulhi	Tendering	4,145,219	-	-	-	4,145,219
1224	Ministry of National Planning, Housing and Infrastructure		Provision of Water Supply & Sewerage Project	Tendering					
		M. Naalaafushi			1,575,000	-	-	-	1,575,000
1058	Ministry of Education		School 2 Storey Building - M.Naalaafushi	New	1,200,000	-	-	-	1,200,000
1215	Ministry of Youth, Sports & Community Empowerment		Estab. Of Outdoor Gym - M.Naalaafushi	Tendering	75,000	-	-	-	75,000
1224	Ministry of National Planning, Housing and Infrastructure		Est. Causeway - M.Mulhi/M.Naalaafushi	Pre-Tendering	300,000	-	-	-	300,000
1229	Ministry of Environment		Estab. Water System (4 Islands) & Water Storage (25 Islands)	Ongoing					
1224	Ministry of National Planning, Housing and Infrastructure		Water and Sewerage Network -M.Naalaafushi	Pre-Tendering	-	-	-	-	-
		M. Kolhufushi			36,440,740	-	-	1,000,000	37,440,740
1058	Ministry of Education		Multi-Purpose Hall& 5 Cl room-Kolhufushi	Ongoing	6,188,222	-	-	-	6,188,222
1215	Ministry of Youth, Sports & Community Empowerment		Estab. Of Futsal Ground - M.Kolhufushi	Retention	65,018	-	-	-	65,018
1224	Ministry of National Planning, Housing and Infrastructure		Const. of 150 Housing Units -M.Kolhufushi	Ongoing	28,687,500	-	-	-	28,687,500
1224	Ministry of National Planning, Housing and Infrastructure		Developing Roads - M.Kolhufushi	Pre-Tendering	1,500,000	-	-	-	1,500,000
1224	Ministry of National Planning, Housing and Infrastructure		Coastal Protection - M.Kolhufushi	Pre-Tendering	-	-	-	1,000,000	1,000,000
1224	Ministry of National Planning, Housing and Infrastructure		Reconstruction of Harbours - IDB	Ongoing					
1224	Ministry of National Planning, Housing and Infrastructure		Provision of Water Supply & Sewerage Project	Tendering					
		M. Dhiggaru			20,240,999	-	-	2,703,517	22,944,516
1215	Ministry of Youth, Sports & Community Empowerment		Dev. Of Volley Court - M. Dhiggaru	New	500,000	-	-	-	500,000
1215	Ministry of Youth, Sports & Community Empowerment		Devel. Of Football Ground - M.Dhiggaru	Awarded	2,250,000	-	-	-	2,250,000
1224	Ministry of National Planning, Housing and Infrastructure		Land Reclamation - M.Dhiggaru	Tendering	14,002,722	-	-	-	14,002,722
1224	Ministry of National Planning, Housing and Infrastructure		Upgrading Harbour - M.Dhiggaru	Pre-Tendering	3,488,277	-	-	-	3,488,277
1224	Ministry of National Planning, Housing and Infrastructure		Coastal Protection - M.Dhiggaru	Pre-Tendering	-	-	-	2,703,517	2,703,517
1229	Ministry of Environment		Estab. Water System (4 Islands) & Water Storage (25 Islands)	Ongoing					

BA Office	Island	Project Name	Status	Domestic Budget	Loan	Grant	Trust Fund	Total
	M. Maduvaru			3,167,931	-	-	-	3,167,931
1224	Ministry of National Planning, Housing and Infrastructure	Coastal Protection - M. Maduvaru	New	1,167,931	-	-	-	1,167,931
1224	Ministry of National Planning, Housing and Infrastructure	Developing Breakwater - M. Maduvaru	Pre-Tendering	2,000,000	-	-	-	2,000,000
1224	Ministry of National Planning, Housing and Infrastructure	Provision of Water Supply & Sewerage Project	Tendering					
	F. Feeali			12,714,600	-	-	2,199,557	14,914,157
1163	Ministry of Health	Health Centre New Building - F. Feeali	New	840,000	-	-	-	840,000
1215	Ministry of Youth, Sports & Community Empowerment	Devel. Of Indoor Volley Court - F. Feeali	New	1,547,500	-	-	-	1,547,500
1215	Ministry of Youth, Sports & Community Empowerment	Devel. Of Outdoor Gym - F. Feeali	Tendering	75,000	-	-	-	75,000
1224	Ministry of National Planning, Housing and Infrastructure	F. Feeali Sewerage Sytem	Retention	-	-	-	2,199,557	2,199,557
1224	Ministry of National Planning, Housing and Infrastructure	Estab. Water System - F. Feeali	Tendering	5,812,100	-	-	-	5,812,100
1224	Ministry of National Planning, Housing and Infrastructure	Land Reclamation - F. Feeali	Pre-Tendering	300,000	-	-	-	300,000
1233	Ministry of Fisheries, Marine Resources and Agriculture	Estab. Ice Plant - F. Feeali	Tendering	4,140,000	-	-	-	4,140,000
	F. Bileidhoo			3,880,144	-	-	19,758,531	23,638,675
1058	Ministry of Education	School Building (Multi Purp. Hall) - F. Bileidhoo	New	2,000,000	-	-	-	2,000,000
1224	Ministry of National Planning, Housing and Infrastructure	F. Bileidhoo Sewerage Sytem	On-going	-	-	-	19,758,531	19,758,531
1224	Ministry of National Planning, Housing and Infrastructure	Developing Breakwater - F. Bileidhoo	Retention	240,144	-	-	-	240,144
1224	Ministry of National Planning, Housing and Infrastructure	Land Reclamation - F. Bileidhoo	Pre-Tendering	1,000,000	-	-	-	1,000,000
1276	Local Government Authority	Construction Of Council Office - F. Bileidhoo	New	640,000	-	-	-	640,000
1224	Ministry of National Planning, Housing and Infrastructure	Provision of Water Supply & Sewerage Project	Tendering					
	F. Magoodhoo			10,862,387	-	-	-	10,862,387
1215	Ministry of Youth, Sports & Community Empowerment	Devel. Of Youth Centre - F. Magoodhoo	New	387,500	-	-	-	387,500
1215	Ministry of Youth, Sports & Community Empowerment	Devel. Of Volley Court - F. Magoodhoo	New	500,000	-	-	-	500,000
1224	Ministry of National Planning, Housing and Infrastructure	Water & Sewerage System - F. Magoodhoo	On-going	9,674,887	-	-	-	9,674,887
1224	Ministry of National Planning, Housing and Infrastructure	Land Reclamation - F. Magoodhoo	Pre-Tendering	300,000	-	-	-	300,000
	F. Dharanboddhoo			6,216,258	-	-	-	6,216,258
1215	Ministry of Youth, Sports & Community Empowerment	Devel. Of Outdoor Gym - F. Dharanboddhoo	Tendering	75,000	-	-	-	75,000
1224	Ministry of National Planning, Housing and Infrastructure	Harbor Upgrading - F. Dharanboddhoo	On-going	6,141,258	-	-	-	6,141,258
1224	Ministry of National Planning, Housing and Infrastructure	Provision of Water Supply & Sewerage Project	Tendering					

BA	Office	Island	Project Name	Status	Domestic Budget	Loan	Grant	Trust Fund	Total
		F. Nilandhoo			6,186,396	-	-	16,534,535	22,720,931
1058	Ministry of Education	School Building (8 Class, 2 Lab & Hall) - F.Atioll		Retention	819,640	-	-	-	819,640
1215	Ministry of Youth, Sports & Community Empowerment	Development Of Football Ground - F. Nilandhoo		Retention	207,756	-	-	-	207,756
1215	Ministry of Youth, Sports & Community Empowerment	Dev. Of Volley Court - F. Nilandhoo		New	500,000	-	-	-	500,000
1224	Ministry of National Planning, Housing and Infrastructure	F. Nilandhoo Water Supply System		On-going	-	-	-	14,534,535	14,534,535
1224	Ministry of National Planning, Housing and Infrastructure	Coastal Protection - F. Nilandhoo		New	-	-	-	2,000,000	2,000,000
1240	Ministry of Islamic Affairs	Construction Of Mosque - F. Nilandhoo		New	419,000	-	-	-	419,000
1510	Ministry Of Gender, Family and Social Services	Estab. Family & Childrens Service Centre - F. Nilandhoo		New	4,240,000	-	-	-	4,240,000
		Dh. Meedhoo			12,962,194	-	-	-	12,962,194
1058	Ministry of Education	School Building (Multi Purp. Hall) - Dh. Meedhoo		New	1,470,000	-	-	-	1,470,000
1215	Ministry of Youth, Sports & Community Empowerment	Install. Lighting System at Stadium - Dh. Meedhoo		On-going	800,000	-	-	-	800,000
1215	Ministry of Youth, Sports & Community Empowerment	Devel. Of Youth Centre - Dh. Meedhoo		New	2,437,500	-	-	-	2,437,500
1215	Ministry of Youth, Sports & Community Empowerment	Devel. Of Outdoor Gym - Dh. Meedhoo		Tendering	75,000	-	-	-	75,000
1224	Ministry of National Planning, Housing and Infrastructure	Upgrading of Habour - Dh. Meedhoo		Awarded	7,824,694	-	-	-	7,824,694
1240	Ministry of Islamic Affairs	Construction Of Mosque - Dh. Meedhoo		New	355,000	-	-	-	355,000
1224	Ministry of National Planning, Housing and Infrastructure	Provision of Water Supply & Sewerage Project		Tendering					
1229	Ministry of Environment	Estab. Water System (4 Islands) & Water Storage (25 Islands)		On-going					
		Dh. Bandidhoo			2,693,878	-	-	-	2,693,878
1215	Ministry of Youth, Sports & Community Empowerment	Estab. Of Social Centre - Dh. Bandidhoo		New	2,000,000	-	-	-	2,000,000
1215	Ministry of Youth, Sports & Community Empowerment	Estab. Of Futsal Ground - Dh. Bandidhoo		New	693,878	-	-	-	693,878
1224	Ministry of National Planning, Housing and Infrastructure	Provision of Water Supply & Sewerage Project		Tendering					
1229	Ministry of Environment	Estab. Water System (4 Islands) & Water Storage (25 Islands)		On-going					
		Dh. Rinbudhoo			10,348,382	-	-	-	10,348,382
1224	Ministry of National Planning, Housing and Infrastructure	Habour Construction - Dh. Rinbudhoo		Retention	3,006,782	-	-	-	3,006,782
1224	Ministry of National Planning, Housing and Infrastructure	Estab. Water & Sewerage System - Dh. Rinbudhoo		Tendering	7,341,600	-	-	-	7,341,600
		Dh. Hulhudheli			14,747,363	-	-	-	14,747,363
1215	Ministry of Youth, Sports & Community Empowerment	Sports Infrastructure (Futsal Grnd)-Dh. Hulhudheli		New	693,878	-	-	-	693,878
1224	Ministry of National Planning, Housing and Infrastructure	Upgrading of Habour - Dh. Hulhudheli		On-going	8,257,485	-	-	-	8,257,485
1224	Ministry of National Planning, Housing and Infrastructure	Estab. Water System - Dh. Hulhudheli		Tendering	5,796,000	-	-	-	5,796,000
1229	Ministry of Environment	Estab. Water System (4 Islands) & Water Storage (25 Islands)		On-going					

BA	Office	Island	Project Name	Status	Domestic Budget	Loan	Grant	Trust Fund	Total
Dh. Maenboodhoo					9,429,085	-	-	-	9,429,085
1058	Ministry of Education		Multi Purpose Hall - Dh. Maenboodhoo	On-going	1,423,107	-	-	-	1,423,107
1215	Ministry of Youth, Sports & Community Empowerment		Estab. Of Futsal Ground - Dh. Maenboodhoo	New	693,878	-	-	-	693,878
1215	Ministry of Youth, Sports & Community Empowerment		Dev. Of Social Centre - Dh. Maenboodhoo	New	500,000	-	-	-	500,000
1224	Ministry of National Planning, Housing and Infrastructure		Estab. Water System - Dh. Maenboodhoo	Tendering	5,812,100	-	-	-	5,812,100
1224	Ministry of National Planning, Housing and Infrastructure		Land Reclamation - Dh. Maenboodhoo	Pre-Tendering	1,000,000	-	-	-	1,000,000
Dh. Kudahuvaadhoo					27,714,272	-	-	-	27,714,272
1016	Ministry of Home Affairs		Const. Of Child Residential Centre - Dh. Kudahuvaadhoo	New	4,410,000	-	-	-	4,410,000
1058	Ministry of Education		School Building (9 Classroom) - Dh. Kudahuvaadhoo	Retention	224,340	-	-	-	224,340
1163	Ministry of Health		Dh. Kudahuvaadhoo Hospital New Building	Tendering	11,222,024	-	-	-	11,222,024
1215	Ministry of Youth, Sports & Community Empowerment		Devel. Of Football Ground - Dh. Kudahuvaadhoo	Tendering	2,538,768	-	-	-	2,538,768
1224	Ministry of National Planning, Housing and Infrastructure		Estab. Drainage System - Dh. Kudahuvaadhoo	New	1,000,000	-	-	-	1,000,000
1224	Ministry of National Planning, Housing and Infrastructure		Regional Harbor Dev. Study - Kudahuvaadhoo	New	4,000,000	-	-	-	4,000,000
1224	Ministry of National Planning, Housing and Infrastructure		Const. of 1 Housing Unit - Dh. Kudahuvaadhoo	Pre-Tendering	301,500	-	-	-	301,500
1224	Ministry of National Planning, Housing and Infrastructure		Developing Roads - Dh. Kudahuvaadhoo	Pre-Tendering	2,000,000	-	-	-	2,000,000
1276	Local Government Authority		Const. of Council Building - Kudahuvaadhoo	New	2,017,640	-	-	-	2,017,640
1224	Ministry of National Planning, Housing and Infrastructure		Prov. WaterSupplySani.&WasteMgmt-OFID-P2	New					
1224	Ministry of National Planning, Housing and Infrastructure		Installing Street Lights in Road Devel. Islands	Pre-Tendering					
Th. Buruni					7,996,000	-	-	3,060,927	11,056,927
1058	Ministry of Education		School Building (6 Classroom) - Th. Buruni	New	1,200,000	-	-	-	1,200,000
1224	Ministry of National Planning, Housing and Infrastructure		Upgrading Harbour - Th. Buruni	New	1,000,000	-	-	-	1,000,000
1224	Ministry of National Planning, Housing and Infrastructure		Estab. Water System - Th. Buruni	Tendering	5,796,000	-	-	-	5,796,000
1224	Ministry of National Planning, Housing and Infrastructure		Coastal Protection - Th. Buruni	Pre-Tendering	-	-	-	3,060,927	3,060,927
Th. Vilufushi					22,038,954	-	-	1,000,000	23,038,954
1058	Ministry of Education		Finishing School 2 Storey Building - Th. Vilufushi	New	1,500,000	-	-	-	1,500,000
1163	Ministry of Health		Upgr. of Health Centre - Th. Vilufushi	On-going	592,000	-	-	-	592,000
1163	Ministry of Health		Hospital New Building - Th. Vilufushi	Tendering	8,000,000	-	-	-	8,000,000
1215	Ministry of Youth, Sports & Community Empowerment		Dev. of Football Ground - Th. Vilufushi	On-going	499,304	-	-	-	499,304
1215	Ministry of Youth, Sports & Community Empowerment		Dev. of Youth Centre - Th. Vilufushi	New	387,500	-	-	-	387,500
1224	Ministry of National Planning, Housing and Infrastructure		Devel. Swimming Area & Coastal Protection - Th. Vilufushi	New	-	-	-	1,000,000	1,000,000

BA	Office	Island	Project Name	Status	Domestic Budget	Loan	Grant	Trust Fund	Total
1224	Ministry of National Planning, Housing and Infrastructure		Completion Of 56 Housing Units - Th.Vilufushi	Tendering	10,290,000	-	-	-	10,290,000
1276	Local Government Authority		Const.of Funeral Home - Th. Vilufushi	New	770,150	-	-	-	770,150
1224	Ministry of National Planning, Housing and Infrastructure		Prov.WaterSupply,Sani.&WasteMgmt-OFID-P2	On-going					
1224	Ministry of National Planning, Housing and Infrastructure		Installing Street Lights in Road Devel. Islands	Pre-Tendering					
		Th. Madifushi			8,824,882	-	-	-	8,824,882
1058	Ministry of Education		School Building (Class Rooms) - Th.Madifushi	Retention	118,418	-	-	-	118,418
1058	Ministry of Education		School Building (Multi Purp. Hall) - Th.Madifushi	New	1,600,000	-	-	-	1,600,000
1215	Ministry of Youth, Sports & Community Empowerment		Devel. Of Football Ground - Th.Madifushi	New	1,000,000	-	-	-	1,000,000
1215	Ministry of Youth, Sports & Community Empowerment		Dev. Of Volley Court - Th. Madifushi	New	500,000	-	-	-	500,000
1224	Ministry of National Planning, Housing and Infrastructure		Developing Harbour - Th.Madifushi	Retention	1,350,000	-	-	-	1,350,000
1224	Ministry of National Planning, Housing and Infrastructure		Completion of Breakwater - Th. Madifushi	Retention	158,565	-	-	-	158,565
1276	Local Government Authority		Const.of Council Building - Th.Madifushi	Awarded	4,097,899	-	-	-	4,097,899
1224	Ministry of National Planning, Housing and Infrastructure		Estab. Water System - Th.Madifushi	Pre-Tendering	-	-	-	-	-
		Th. Dhiyamigili			2,500,000	-	-	1,000,000	3,500,000
1215	Ministry of Youth, Sports & Community Empowerment		Devel. Of Football Ground - Th.Dhiyamigili	New	1,500,000	-	-	-	1,500,000
1224	Ministry of National Planning, Housing and Infrastructure		Coastal Protection - Th.Dhiyamigili	New	-	-	-	1,000,000	1,000,000
1240	Ministry of Islamic Affairs		Completion Of Mosque - Th.Dhiyamigili	New	1,000,000	-	-	-	1,000,000
1229	Ministry of Environment		Estab. Water System (4 Islands) & Water Storage (25 Islands)	On-going					
1224	Ministry of National Planning, Housing and Infrastructure		Water Supply System - Th.Dhiyamigili	Pre-Tendering	-	-	-	-	-
		Th. Guraidhoo			13,333,094	-	-	-	13,333,094
1058	Ministry of Education		Multi Purpose Hall - Th.Guraidhoo	On-going	1,718,430	-	-	-	1,718,430
1058	Ministry of Education		School Building (6 Class, Counseling & Health) - Th.Atoll	New	1,600,000	-	-	-	1,600,000
1224	Ministry of National Planning, Housing and Infrastructure		Reconstruction of Harbour - Th. Guraidhoo	On-going	8,214,664	-	-	-	8,214,664
1224	Ministry of National Planning, Housing and Infrastructure		Road Construction - Th. Guraidhoo	Pre-Tendering	1,500,000	-	-	-	1,500,000
1264	Department of Judicial Administration		Construction Of Magistrate Court - Th. Guraidhoo	Tendering	300,000	-	-	-	300,000
1224	Ministry of National Planning, Housing and Infrastructure		Prov. WaterSupply,Sani.&WasteMgmt-OFID-P2	On-going					
		Th. Kandoodhoo			11,756,201	-	-	-	11,756,201
1058	Ministry of Education		School Building (3 Class Rooms) - Th. Kandoodhoo	On-going	485,343	-	-	-	485,343
1163	Ministry of Health		Health Centre New Building - Th. Kandoodhoo	Tendering	440,000	-	-	-	440,000
1215	Ministry of Youth, Sports & Community Empowerment		Devel. Of Football Ground - Th. Kandoodhoo	New	1,500,000	-	-	-	1,500,000

BA	Office	Island	Project Name	Status	Domestic Budget	Loan	Grant	Trust Fund	Total
1215	Ministry of Youth, Sports & Community Empowerment		Devel. Of Outdoor Gym - Th. Kandoodhoo	Tendering	75,000	-	-	-	75,000
1224	Ministry of National Planning, Housing and Infrastructure		Water and Sewerage System -Th. Kandoodhoo	On-going	6,276,170	-	-	-	6,276,170
1224	Ministry of National Planning, Housing and Infrastructure		Reconstruction of Harbour - Th. Kandoodhoo	Tendering	2,979,688	-	-	-	2,979,688
1229	Ministry of Environment		Estab. Water System (4 Islands) & Water Storage (25 Islands)	On-going					
		Th. Vandhoo			7,561,455	-	-	2,020,309	9,581,764
1224	Ministry of National Planning, Housing and Infrastructure		Water and Sewerage System - Th. Vandhoo	On-going	7,161,455	-	-	-	7,161,455
1224	Ministry of National Planning, Housing and Infrastructure		Coastal Protection - Th. Vandhoo	Pre-Tendering	-	-	-	2,020,309	2,020,309
1240	Ministry of Islamic Affairs		Construction Of Mosque - Th. Vandhoo	New	400,000	-	-	-	400,000
1229	Ministry of Environment		Estab. Water System (4 Islands) & Water Storage (25 Islands)	On-going					
		Th. Hirilandhoo			4,412,489	-	-	-	4,412,489
1058	Ministry of Education		School 3 Storey Building - Th. Hirilandhoo	New	2,400,000	-	-	-	2,400,000
1215	Ministry of Youth, Sports & Community Empowerment		Estab. Of Futsal Ground - Th. Hirilandhoo	On-going	437,489	-	-	-	437,489
1215	Ministry of Youth, Sports & Community Empowerment		Dev. Of Volley Court - Th. Hirilandhoo	New	500,000	-	-	-	500,000
1215	Ministry of Youth, Sports & Community Empowerment		Devel. Of Outdoor Gym - Th. Hirilandhoo	Tendering	75,000	-	-	-	75,000
1224	Ministry of National Planning, Housing and Infrastructure		Land Reclamation - Th. Hirilandhoo	Tendering	1,000,000	-	-	-	1,000,000
1224	Ministry of National Planning, Housing and Infrastructure		Provision of Water Supply & Sewerage Project	Tendering					
		Th. Gaadhiffushi			2,649,986	-	-	4,648,595	7,298,581
1058	Ministry of Education		School Building (10 Classroom) - Th. Gaadhiffushi	New	2,100,000	-	-	-	2,100,000
1215	Ministry of Youth, Sports & Community Empowerment		Estab. Of Futsal Ground - Th. Gaadhiffushi	Retention	49,986	-	-	-	49,986
1224	Ministry of National Planning, Housing and Infrastructure		Water and Sewerage System-Th. Gaadhiffushi	Awarded	-	-	-	3,648,595	3,648,595
1224	Ministry of National Planning, Housing and Infrastructure		Coastal Protection - Th. Gaadhiffushi	Awarded	-	-	-	1,000,000	1,000,000
1240	Ministry of Islamic Affairs		Installation Of Mosque Dome - Th. Gaadhiffushi	New	500,000	-	-	-	500,000
1229	Ministry of Environment		Estab. Water System (4 Islands) & Water Storage (25 Islands)	On-going					
		Th. Thimarafushi			17,400,044	-	-	1,000,000	18,400,044
1058	Ministry of Education		School 6 Classroom Building - Th. Thimarafushi	New	1,500,000	-	-	-	1,500,000
1163	Ministry of Health		Health Centre Upgrade & Boundary Wall - Th. Thimarafushi	New	1,700,000	-	-	-	1,700,000
1215	Ministry of Youth, Sports & Community Empowerment		Devel. Of Football Ground - Th. Thimarafushi	On-going	2,304,791	-	-	-	2,304,791
1224	Ministry of National Planning, Housing and Infrastructure		Road Construction - Th. Thimarafushi	On-going	9,538,733	-	-	-	9,538,733
1224	Ministry of National Planning, Housing and Infrastructure		Contst of 100 Housing Units-Thimarafushi	On-going	1,956,520	-	-	-	1,956,520

BA	Office	Island	Project Name	Status	Domestic Budget	Loan	Grant	Trust Fund	Total
1224	Ministry of National Planning, Housing and Infrastructure	Estab. Drainage System - Th. Thimarafushi		New	400,000	-	-	-	400,000
1224	Ministry of National Planning, Housing and Infrastructure	Coastal Protection - Th. Thimarafushi		New	-	-	-	1,000,000	1,000,000
		Th. Veymandoo			13,307,813	-	-	-	13,307,813
1058	Ministry of Education	Multi Purpose Hall - Th. Veymandoo		On-going	2,297,402	-	-	-	2,297,402
1058	Ministry of Education	School 3 Storey Building - Th. Veymandoo		New	2,400,000	-	-	-	2,400,000
1163	Ministry of Health	Upgrading of Hospital - Th. Veymandoo		Retention	117,853	-	-	-	117,853
1163	Ministry of Health	Extension of Th. Atoll Hospital - Th. Veymandoo		New	440,000	-	-	-	440,000
1215	Ministry of Youth, Sports & Community Empowerment	Estab. Of Futsal Ground - Th. Veymandoo		Retention	31,279	-	-	-	31,279
1215	Ministry of Youth, Sports & Community Empowerment	Devel. Of Youth Centre - Th. Veymandoo		New	909,179	-	-	-	909,179
1224	Ministry of National Planning, Housing and Infrastructure	Estab. Drainage System - Th. Veymandoo		New	1,000,000	-	-	-	1,000,000
1224	Ministry of National Planning, Housing and Infrastructure	Estab. Water System - Th. Veymandoo		Tendering	5,812,100	-	-	-	5,812,100
1224	Ministry of National Planning, Housing and Infrastructure	Est. Causeway-Th. Veymandoo/Th. Kinbidhoo		Pre-Tendering	300,000	-	-	-	300,000
1224	Ministry of National Planning, Housing and Infrastructure	Sanitation in 5 Islands		On-going					
		Th. Kinbidhoo			18,335,072	-	-	-	18,335,072
1163	Ministry of Health	Health Centre Building - Th. Kinbidhoo		Tendering	5,000,000	-	-	-	5,000,000
1215	Ministry of Youth, Sports & Community Empowerment	Estab. Of Futsal Ground - Th. Kinbidhoo		Retention	45,587	-	-	-	45,587
1215	Ministry of Youth, Sports & Community Empowerment	Estab. Of Outdoor Gym - Th. Kinbidhoo		Tendering	75,000	-	-	-	75,000
1224	Ministry of National Planning, Housing and Infrastructure	Water and Sewerage System -Th. Kinbidhoo		On-going	12,214,485	-	-	-	12,214,485
1224	Ministry of National Planning, Housing and Infrastructure	Land Reclamation & Devel. Beach - Th. Kinbidhoo		New	1,000,000	-	-	-	1,000,000
1229	Ministry of Environment	Estab. Water System (4 Islands) & Water Storage (25 Islands)		On-going					
		Th. Omadhoo			11,605,771	-	-	-	11,605,771
1058	Ministry of Education	School 3 Storey Building & Wall - Th. Omadhoo		New	2,700,000	-	-	-	2,700,000
1215	Ministry of Youth, Sports & Community Empowerment	Sports Infrastructure (Futsal Ground)-Th. Omadhoo		On-going	375,462	-	-	-	375,462
1224	Ministry of National Planning, Housing and Infrastructure	Habour Construction - Th. Omadhoo		On-going	1,188,709	-	-	-	1,188,709
1224	Ministry of National Planning, Housing and Infrastructure	Estab. Water & Sewerage System - Th. Omadhoo		Tendering	7,341,600	-	-	-	7,341,600
1229	Ministry of Environment	Estab. Water System (4 Islands) & Water Storage (25 Islands)		On-going					
		L. Isdhoo			12,965,325	-	-	-	12,965,325
1058	Ministry of Education	Multi Purpose Hall - L. Isdhoo School		On-going	1,358,028	-	-	-	1,358,028
1215	Ministry of Youth, Sports & Community Empowerment	Devel. Of Youth Centre - L. Isdhoo		New	1,260,000	-	-	-	1,260,000
1215	Ministry of Youth, Sports & Community Empowerment	Devel. Of Outdoor Gym - L. Isdhoo		Tendering	75,000	-	-	-	75,000

BA Office	Island	Project Name	Status	Domestic Budget	Loan	Grant	Trust Fund	Total
1215 Ministry of Youth, Sports & Community Empowerment	Devel. Of Football Ground - L. Isdhoo		Tendering	1,000,000	-	-	-	1,000,000
1224 Ministry of National Planning, Housing and Infrastructure	Upgrading of Harbour - L. Isdhoo		On-going	7,245,711	-	-	-	7,245,711
1240 Ministry of Islamic Affairs	Construction Of Mosque - L. Isdhoo		New	1,800,000	-	-	-	1,800,000
1276 Local Government Authority	Const. of Council Office - L. Isdhoo		Retention	226,586	-	-	-	226,586
1224 Ministry of National Planning, Housing and Infrastructure	Provision of Water Supply & Sewerage Project		Tendering					
	L. Dhanbaidhoo			6,349,600	-	-	-	6,349,600
1215 Ministry of Youth, Sports & Community Empowerment	Devel. Of Outdoor Gym - L. Dhanbaidhoo		New	150,000	-	-	-	150,000
1215 Ministry of Youth, Sports & Community Empowerment	Devel. Of Youth Centre - L. Dhanbaidhoo		New	387,500	-	-	-	387,500
1224 Ministry of National Planning, Housing and Infrastructure	Estab. Water System - L. Dhanbaidhoo		Tendering	5,812,100	-	-	-	5,812,100
	L. Maabaidhoo			4,885,873	-	-	-	4,885,873
1215 Ministry of Youth, Sports & Community Empowerment	Estab. Of Surf Track - L. Maabaidhoo		New	250,000	-	-	-	250,000
1215 Ministry of Youth, Sports & Community Empowerment	Estab. Of Outdoor Gym - L. Maabaidhoo		Tendering	75,000	-	-	-	75,000
1224 Ministry of National Planning, Housing and Infrastructure	Harbour Entrance Channel - L. Maabaidhoo		Retention	560,873	-	-	-	560,873
1233 Ministry of Fisheries, Marine Resources and Agriculture	Estab. Ice Plant - L. Maabaidhoo		New	4,000,000	-	-	-	4,000,000
1224 Ministry of National Planning, Housing and Infrastructure	Provision of Water Supply & Sewerage Project		Tendering					
	L. Mundoo			9,317,324	-	-	-	9,317,324
1215 Ministry of Youth, Sports & Community Empowerment	Devel. Of Childrens Park - L. Mundoo		New	300,000	-	-	-	300,000
1224 Ministry of National Planning, Housing and Infrastructure	Estab. Water & Sewerage System - L. Mundoo		Tendering	7,341,600	-	-	-	7,341,600
1224 Ministry of National Planning, Housing and Infrastructure	Developing Harbour - L. Mundoo		Pre-Tendering	1,675,724	-	-	-	1,675,724
	L. Kalaidhoo			2,836,790	-	-	-	2,836,790
1215 Ministry of Youth, Sports & Community Empowerment	Devel. Of Youth Centre - L. Kalaidhoo		Retention	40,900	-	-	-	40,900
1215 Ministry of Youth, Sports & Community Empowerment	Devel. Of Outdoor Gym - L. Kalaidhoo		New	150,000	-	-	-	150,000
1224 Ministry of National Planning, Housing and Infrastructure	Estb Causeway - L. Kalaidhoo/L. Dhanbaidhoo		Pre-Tendering	300,000	-	-	-	300,000
1240 Ministry of Islamic Affairs	Construction Of Mosque - L. Kalaidhoo		On-going	2,345,890	-	-	-	2,345,890
1224 Ministry of National Planning, Housing and Infrastructure	Provision of Water Supply & Sewerage Project		Tendering					
	L. Gan			29,589,348	128,520,000	-	2,341,419	160,450,767
1027 Maldives Police Service	Finishing of Police Accomodation - L. Gan		New	500,000	-	-	-	500,000
1058 Ministry of Education	Ihahdhoo School 6 Class & Mukurimagu School Office		New	1,400,000	-	-	-	1,400,000
1130 Maldives National University	Estab. A Tourism Training Facility - L. Atoll		New	13,500,000	-	-	-	13,500,000
1163 Ministry of Health	Tertiary Hospital Building - L. Gan		On-going	-	6,000,000	-	-	6,000,000

BA	Office	Island	Project Name	Status	Domestic Budget	Loan	Grant	Trust Fund	Total
1163	Ministry of Health		Dev. of New Tertiary Hospital - L.Gan	New	-	30,000,000	-	-	30,000,000
1215	Ministry of Youth, Sports & Community Empowerment		Devel. Of Football Ground - L.Gan	On-going	347,429	-	-	-	347,429
1215	Ministry of Youth, Sports & Community Empowerment		Upgrading Zone Stadium - L.Gan	On-going	2,250,000	-	-	-	2,250,000
1215	Ministry of Youth, Sports & Community Empowerment		Estab. Of Futsal Ground - L.Gan Mukurimagu	Retention	56,934	-	-	-	56,934
1224	Ministry of National Planning, Housing and Infrastructure		Const. Of Covid Regional Centre - L.Gan	Retention	128,175	-	-	-	128,175
1224	Ministry of National Planning, Housing and Infrastructure		Const. of Cancer Hospital - L.Gan	New	5,551,200	92,520,000	-	-	98,071,200
1224	Ministry of National Planning, Housing and Infrastructure		Upgrading Harbour - L.Gan	Pre-Tendering	4,632,659	-	-	-	4,632,659
1224	Ministry of National Planning, Housing and Infrastructure		Road Construction - L.Gan	Pre-Tendering	1,222,951	-	-	-	1,222,951
1240	Ministry of Islamic Affairs		Const. of Mosque Mathimaradhoo.L.Gan	On-going	-	-	-	2,341,419	2,341,419
1224	Ministry of National Planning, Housing and Infrastructure		Reconstruction of Harbours - IDB	On-going					
1224	Ministry of National Planning, Housing and Infrastructure		Prov WaterSupply,Sani.&WasteMgmt-OFID-P2	On-going					
1224	Ministry of National Planning, Housing and Infrastructure		Provision of Water Supply & Sewerage Project	Tendering					
L. Maavah					18,057,614	-	-	1,349,185	19,406,799
1058	Ministry of Education		School Building (5 Class & Multi.P.Hall) - L.Maavah	On-going	1,685,981	-	-	-	1,685,981
1058	Ministry of Education		School Building (9 Classroom) - L.Maavah	New	1,800,000	-	-	-	1,800,000
1215	Ministry of Youth, Sports & Community Empowerment		Devel. Of Outdoor Gym - L. Maavah	Tendering	75,000	-	-	-	75,000
1224	Ministry of National Planning, Housing and Infrastructure		Estab. Water System - L. Maavah	On-going	10,385,272	-	-	-	10,385,272
1224	Ministry of National Planning, Housing and Infrastructure		Construction of Breakwater - L. Maavah	On-going	3,611,361	-	-	-	3,611,361
1224	Ministry of National Planning, Housing and Infrastructure		L. Maavah Sewerage Sytem	Retention	-	-	-	1,349,185	1,349,185
1224	Ministry of National Planning, Housing and Infrastructure		Land Reclamation - L.Maavah	Tendering	500,000	-	-	-	500,000
L. Fonadhoo					30,100,419	-	630,052	598,483	31,328,954
1014	National Disaster Management Authority		Estab. of State of Art Regional Emergency Operation Centre	New	1,120,000	-	-	-	1,120,000
1016	Ministry of Home Affairs		Estab. Of Juvenile Justice Unit - L.Fonadhoo	Pre-Tendering	2,850,000	-	-	-	2,850,000
1027	Maldives Police Service		Const. of Police Station Building - L.Fonadhoo	New	420,000	-	-	-	420,000
1058	Ministry of Education		School Building (12 Classroom) - L.Fonadhoo	New	2,900,000	-	-	-	2,900,000
1215	Ministry of Youth, Sports & Community Empowerment		Dev. Of Volley Court - L. Fonadhoo	New	500,000	-	-	-	500,000
1215	Ministry of Youth, Sports & Community Empowerment		Dev. Of Football Ground - L. Fonadhoo	New	1,000,000	-	-	-	1,000,000
1224	Ministry of National Planning, Housing and Infrastructure		Road Construction - L. Fonadhoo	On-going	5,740,549	-	-	-	5,740,549
1224	Ministry of National Planning, Housing and Infrastructure		L. Fonadhoo Water Supply System	On-going	1,500,000	-	-	-	1,500,000
1224	Ministry of National Planning, Housing and Infrastructure		Provision of utilities for 50 housing units	Retention	49,389	-	-	-	49,389

BA Office	Island	Project Name	Status	Domestic Budget	Loan	Grant	Trust Fund	Total
1224 Ministry of National Planning, Housing and Infrastructure		Road Construction (Phase2) - L. Fonadhoo	Pre-Tendering	14,020,481	-	-	-	14,020,481
1229 Ministry of Environment		Estab. Of Regnl Lab for Water Quality Testing - L. Fonadhoo	New	-	-	-	598,483	598,483
1240 Ministry of Islamic Affairs		Contruction of Mosque - L. Fonadhoo	On-going	-	-	630,052	-	630,052
	L. Maamendhoo			2,955,000	-	-	-	2,955,000
1163 Ministry of Health		Upgrading Health Centre (Laboratory) - L. Maamendhoo	New	455,000	-	-	-	455,000
1215 Ministry of Youth, Sports & Community Empowerment		Devel. Of Football Ground - L. Maamendhoo	New	1,500,000	-	-	-	1,500,000
1224 Ministry of National Planning, Housing and Infrastructure		Upgrading Harbour - L. Maamendhoo	New	1,000,000	-	-	-	1,000,000
1224 Ministry of National Planning, Housing and Infrastructure		Provision of Water Supply & Sewerage Project	Tendering	-	-	-	-	-
	L. Hithadhoo			2,068,878	-	-	-	2,068,878
1058 Ministry of Education		School 2 Storey Building (4 Class) - L. Hithadhoo	New	1,000,000	-	-	-	1,000,000
1215 Ministry of Youth, Sports & Community Empowerment		Dev. Futsal Ground - L. Hithadhoo	New	693,878	-	-	-	693,878
1215 Ministry of Youth, Sports & Community Empowerment		Devel. Of Outdoor Gym - L. Hithadhoo	Tendering	75,000	-	-	-	75,000
1224 Ministry of National Planning, Housing and Infrastructure		Estab. Causeway - L. Hithadhoo/L. Mendhoo	Pre-Tendering	300,000	-	-	-	300,000
1224 Ministry of National Planning, Housing and Infrastructure		Water and Sewerage System - L. Hithadhoo	Pre-Tendering	-	-	-	-	-
	L. Kunahandhoo			1,700,000	-	-	-	1,700,000
1058 Ministry of Education		School Building (3 Classroom) - L. Kunahandhoo	New	700,000	-	-	-	700,000
1058 Ministry of Education		Construction Of 4 School Classroom - L. Kunahandhoo	New	1,000,000	-	-	-	1,000,000
1224 Ministry of National Planning, Housing and Infrastructure		Water and Sewerage System - L. Kunahandhoo	Pre-Tendering	-	-	-	-	-
	GA. Kolamaafushi			4,702,661	-	-	-	4,702,661
1058 Ministry of Education		School Building (Multi Purp. Hall) - GA. Atoll	New	1,500,000	-	-	-	1,500,000
1215 Ministry of Youth, Sports & Community Empowerment		Dev. Of Volley Court - GA. Kolamaafushi	New	500,000	-	-	-	500,000
1215 Ministry of Youth, Sports & Community Empowerment		Devel. Of Outdoor Gym - GA. Kolamaafushi	Tendering	75,000	-	-	-	75,000
1224 Ministry of National Planning, Housing and Infrastructure		Land Reclamation - GA. Kolamaafushi	New	1,000,000	-	-	-	1,000,000
1224 Ministry of National Planning, Housing and Infrastructure		Road Construction - GA. Kolamaafushi	Pre-Tendering	1,227,661	-	-	-	1,227,661
1240 Ministry of Islamic Affairs		Repairing Mosque - GA. Kolamaafushi	New	400,000	-	-	-	400,000
1224 Ministry of National Planning, Housing and Infrastructure		Outer Island Harbour, Water Supply & Sewerage - OFID Phase 3	Awarded	-	-	-	-	-
	GA. Villingili			14,461,372	6,750,000	-	-	21,211,372
1058 Ministry of Education		School Building (12 Classroom) - GA. Atoll	Retention	340,418	-	-	-	340,418
1163 Ministry of Health		Atoll Hospital Extension - GA. Villingili	New	440,000	-	-	-	440,000
1215 Ministry of Youth, Sports & Community Empowerment		Devel. Of Football Ground - GA. Villingili	Retention	345,868	-	-	-	345,868

BA	Office	Island	Project Name	Status	Domestic Budget	Loan	Grant	Trust Fund	Total
1215	Ministry of Youth, Sports & Community Empowerment	Dev. Of Volley Court - GA, Villingili		New	500,000	-	-	-	500,000
1215	Ministry of Youth, Sports & Community Empowerment	Swimming Track - GA, Villingili		New	1,000,000	-	-	-	1,000,000
1224	Ministry of National Planning, Housing and Infrastructure	Developing Harbour - GA, Villingili		Retention	1,396,771	-	-	-	1,396,771
1224	Ministry of National Planning, Housing and Infrastructure	Harbor Project Ph 2 - GA, Villingili		Retention	532,661	-	-	-	532,661
1224	Ministry of National Planning, Housing and Infrastructure	Const. Of Covid Health Facility - GA, Villingili		Retention	305,654	-	-	-	305,654
1224	Ministry of National Planning, Housing and Infrastructure	Bridge Const. Study GA, Villingil-Kooddoo		New	1,000,000	-	-	-	1,000,000
1224	Ministry of National Planning, Housing and Infrastructure	Harbor Project Ph 3 - GA, Villingili		New	5,000,000	-	-	-	5,000,000
1224	Ministry of National Planning, Housing and Infrastructure	Estab. Sewerage System for New Settlement - GA, Villingili		New	3,600,000	-	-	-	3,600,000
1224	Ministry of National Planning, Housing and Infrastructure	Dev. Roads Ph 2 - GA, Villingili		New	-	6,750,000	-	-	6,750,000
1224	Ministry of National Planning, Housing and Infrastructure	Development of 1500 Housing Units - Ph2		Ongoing					
1224	Ministry of National Planning, Housing and Infrastructure	Prov. WaterSupply,Sani.&WasteMgmt-OFID-P2		Ongoing					
1224	Ministry of National Planning, Housing and Infrastructure	Installing Street Lights in Road Devel. Islands		Pre-Tendering					
GA, Maamendhoo					4,329,963	-	-	22,734,289	27,064,252
1163	Ministry of Health	Upgrading Health Centre - GA, Maamendhoo		New	400,000	-	-	-	400,000
1215	Ministry of Youth, Sports & Community Empowerment	Upgrading Of Youth Centre - GA, Maamendhoo		New	332,500	-	-	-	332,500
1224	Ministry of National Planning, Housing and Infrastructure	GA, Maamendhoo Sewerage Sytem		Ongoing	-	-	-	22,734,289	22,734,289
1224	Ministry of National Planning, Housing and Infrastructure	Breakwater project - GA, Maamendhoo		Ongoing	3,597,463	-	-	-	3,597,463
1224	Ministry of National Planning, Housing and Infrastructure	Provision of Water Supply & Sewerage Project		Tendering					
1229	Ministry of Environment	Estab. Water System (4 Islands) & Water Storage (25 Islands)		Ongoing					
GA, Nilandhoo					2,200,000	-	-	-	2,200,000
1058	Ministry of Education	Construction of 04 class room - GA, Nilandhoo		New	800,000	-	-	-	800,000
1163	Ministry of Health	Health Centre Building - GA, Nilandhoo		New	200,000	-	-	-	200,000
1163	Ministry of Health	Upgrading Health Centre (Laboratory) - GA, Nilandhoo		New	700,000	-	-	-	700,000
1215	Ministry of Youth, Sports & Community Empowerment	Dev. Of Volley Court - GA, Nilandhoo		New	500,000	-	-	-	500,000
1229	Ministry of Environment	Estab. Water System (4 Islands) & Water Storage (25 Islands)		Ongoing					
1224	Ministry of National Planning, Housing and Infrastructure	Water and Sewerage System - GA, Nilandhoo		Pre-Tendering					
GA, Dhaandhoo					11,539,864	-	-	-	11,539,864
1215	Ministry of Youth, Sports & Community Empowerment	Devel. Of Badminton Court - GA, Dhaandhoo		New	1,500,000	-	-	-	1,500,000
1215	Ministry of Youth, Sports & Community Empowerment	Devel. Of Volley Court - GA, Dhaandhoo		New	500,000	-	-	-	500,000
1215	Ministry of Youth, Sports & Community Empowerment	Devel. Of Football Ground - GA, Dhaandhoo		New	4,000,000	-	-	-	4,000,000

BA Office	Island	Project Name	Status	Domestic Budget	Loan	Grant	Trust Fund	Total
1215 Ministry of Youth, Sports & Community Empowerment	Estab. Of Outdoor Gym - GA.Dhaandhoo	Tendering		75,000	-	-	-	75,000
1224 Ministry of National Planning, Housing and Infrastructure	Extension of Harbour - GA.Dhaandhoo	Tendering		4,464,864	-	-	-	4,464,864
1224 Ministry of National Planning, Housing and Infrastructure	Land Reclamation - GA.Dhaandhoo	Tendering		1,000,000	-	-	-	1,000,000
1224 Ministry of National Planning, Housing and Infrastructure	Micro grid desalination Plant	On-going						
1224 Ministry of National Planning, Housing and Infrastructure	Provision of Water Supply & Sewerage Project	Tendering						
GA.Dhehivadhoo				4,755,000	-	-	2,567,250	7,322,250
1058 Ministry of Education	Sultan Mohamed School 2 Storey Building - GA.Dhehivadhoo	New		1,800,000	-	-	-	1,800,000
1163 Ministry of Health	Health Centre Extension - GA.Dhehivadhoo	New		455,000	-	-	-	455,000
1215 Ministry of Youth, Sports & Community Empowerment	Devel. Of Football Ground - GA.Dhehivadhoo	New		2,500,000	-	-	-	2,500,000
1224 Ministry of National Planning, Housing and Infrastructure	Coastal Protection - GA.Dhehivadhoo	New		-	-	-	2,567,250	2,567,250
1224 Ministry of National Planning, Housing and Infrastructure	Water and Sewerage System -GA. Dhehivadhoo	Pre-Tendering		-	-	-	-	-
GA.Kondey				8,880,794	-	-	-	8,880,794
1215 Ministry of Youth, Sports & Community Empowerment	Dev. Futsal Ground - GA. Kondey	Retention		57,500	-	-	-	57,500
1215 Ministry of Youth, Sports & Community Empowerment	Estab. Of Outdoor Gym - GA.Kondey	Tendering		75,000	-	-	-	75,000
1224 Ministry of National Planning, Housing and Infrastructure	Estab. Water & Sewerage System - GA. Kondey	Tendering		7,341,600	-	-	-	7,341,600
1240 Ministry of Islamic Affairs	Construction Of Mosque - GA. Kondey	New		240,000	-	-	-	240,000
1276 Local Government Authority	Const. of Council Office - GA. Kondey	On-going		1,166,694	-	-	-	1,166,694
1229 Ministry of Environment	Estab. Water System (4 Islands) & Water Storage (25 Islands)	On-going						
GA.Gemanafushi				3,448,144	-	-	22,069,784	25,517,928
1058 Ministry of Education	Const. of 10 Classroom - GA.Gemanafushi	On-going		2,448,144	-	-	-	2,448,144
1224 Ministry of National Planning, Housing and Infrastructure	GA. Gemanafushi Sewerage Sytem	On-going		-	-	-	20,290,815	20,290,815
1224 Ministry of National Planning, Housing and Infrastructure	Road Construction - GA.Gemanafushi	New		1,000,000	-	-	-	1,000,000
1224 Ministry of National Planning, Housing and Infrastructure	Coastal Protection - GA.Gemanafushi	Pre-Tendering		-	-	-	1,778,969	1,778,969
1224 Ministry of National Planning, Housing and Infrastructure	Provision of Water Supply & Sewerage Project	Tendering						
GA.Kanduhulhudhoo				2,692,278	-	-	12,303,240	14,995,518
1058 Ministry of Education	School Building (Multi Purp. Hall) - GA.Kanduhulhudhoo	New		1,600,000	-	-	-	1,600,000
1215 Ministry of Youth, Sports & Community Empowerment	Devel. Of Outdoor Gym - GA. Kanduhulhudhoo	Tendering		75,000	-	-	-	75,000
1224 Ministry of National Planning, Housing and Infrastructure	Water and Sewerage System -Kanduhulhudoo	On-going		-	-	-	12,303,240	12,303,240
1224 Ministry of National Planning, Housing and Infrastructure	Dev. of Quay Wall - GA. Kanduhulhudhoo	Retention		1,017,278	-	-	-	1,017,278

BA	Office	Island	Project Name	Status	Domestic Budget	Loan	Grant	Trust Fund	Total
		GA, Kooldoo			-	-	-	-	-
1233	Ministry of Fisheries, Marine Resources and Agriculture		Expansion Of MIFCO Facility - Kooldoo & Kaduohgiri	New					
		GDh, Madaveli			23,200,000	-	-	12,990,044	36,190,044
1163	Ministry of Health		Upgr. Health Centre & Lab -GDh.Madaveli	On-going	3,200,000	-	-	-	3,200,000
1224	Ministry of National Planning, Housing and Infrastructure		GDh. Madaveli Sewerage Sytem	On-going		-	-	12,990,044	12,990,044
1224	Ministry of National Planning, Housing and Infrastructure		Land Reclamation & Causeway Upgrade - GDh. Madaveli	Pre-Tendering	20,000,000	-	-	-	20,000,000
1224	Ministry of National Planning, Housing and Infrastructure		Development of 1500 Housing Units - Ph2	On-going					
1224	Ministry of National Planning, Housing and Infrastructure		Provision of Water Supply & Sewerage Project	Tendering					
		GDh, Hoandeddhoo			2,888,000	-	-	-	2,888,000
1058	Ministry of Education		School 2 Classroom, Lab and ICT Building - GDh.Hoandeddhoo	New	1,000,000	-	-	-	1,000,000
1215	Ministry of Youth, Sports & Community Empowerment		Devel. Of Youth Centre - GDh.Hoandeddhoo	New	888,000	-	-	-	888,000
1215	Ministry of Youth, Sports & Community Empowerment		Devel. Of Outdoor Gym - GDh. Hoandeddhoo	Tendering	75,000	-	-	-	75,000
1276	Local Government Authority		Construction Of Council Office - GDh.Hoandeddhoo	New	925,000	-	-	-	925,000
1224	Ministry of National Planning, Housing and Infrastructure		Development of 1500 Housing Units - Ph2	On-going					
1224	Ministry of National Planning, Housing and Infrastructure		Outer Island Harbour, Water Supply & Sewerage - OFID Phase 3	Awarded					
1224	Ministry of National Planning, Housing and Infrastructure		Provision of Water Supply & Sewerage Project	Tendering					
1229	Ministry of Environment		Estab. Water System (4 Islands) & Water Storage (25 Islands)	On-going					
		GDh, Nadella			888,000	-	-	1,000,000	1,888,000
1215	Ministry of Youth, Sports & Community Empowerment		Devel. Of Youth Centre - GDh.Nadella	New	888,000	-	-	-	888,000
1224	Ministry of National Planning, Housing and Infrastructure		Coastal Protection - GDh.Nadella	New		-	-	1,000,000	1,000,000
1229	Ministry of Environment		Estab. Water System (4 Islands) & Water Storage (25 Islands)	On-going					
1224	Ministry of National Planning, Housing and Infrastructure		Water and Sewerage Network- GDh.Nadellaa	Pre-Tendering		-	-	-	-
		GDh, Gaddhoo			22,594,499	20,000,000	-	-	42,594,499
1058	Ministry of Education		GDh. Gaddhoo School MP Hall&Office blding	On-going	1,428,367	-	-	-	1,428,367
1163	Ministry of Health		Health Centre New Building - GDh. Gaddhoo	New		20,000,000	-	-	20,000,000
1215	Ministry of Youth, Sports & Community Empowerment		Estab. Of Surf Track - GDh. Gaddhoo	New	250,000	-	-	-	250,000
1215	Ministry of Youth, Sports & Community Empowerment		Estab. Of Football Ground - GDh. Gaddhoo	New	3,500,000	-	-	-	3,500,000
1215	Ministry of Youth, Sports & Community Empowerment		Estab. Of Outdoor Gym -GDh. Gaddhoo	Tendering	75,000	-	-	-	75,000
1224	Ministry of National Planning, Housing and Infrastructure		Road Construction - GDh. Gaddhoo	On-going	13,110,755	-	-	-	13,110,755
1224	Ministry of National Planning, Housing and Infrastructure		Developing Harbour (2nd Phase) - GDh. Gaddhoo	Retention	1,710,377	-	-	-	1,710,377

BA	Office	Island	Project Name	Status	Domestic Budget	Loan	Grant	Trust Fund	Total
1224	Ministry of National Planning, Housing and Infrastructure		Developing New Entrance Channel - GDh. Gaddhoo	Pre-Tendering	1,000,000	-	-	-	1,000,000
1276	Local Government Authority		Construction Of Council Office - GDh. Gaddhoo	New	1,520,000	-	-	-	1,520,000
1224	Ministry of National Planning, Housing and Infrastructure		Development of 1500 Housing Units - Ph2	On-going					
		GDh. Rathafandhoo			8,871,100	-	-	1,016,903	9,888,003
1224	Ministry of National Planning, Housing and Infrastructure		Estab. Water & Sewerage System - GDh. Rathafandhoo	Tendering	8,871,100	-	-	-	8,871,100
1224	Ministry of National Planning, Housing and Infrastructure		Coastal Protection - GDh. Rathafandhoo	Pre-Tendering	-	-	-	1,016,903	1,016,903
1229	Ministry of Environment		Estab. Water System (4 Islands) & Water Storage (25 Islands)	On-going					
		GDh. Vaadhoo			5,425,000	-	-	10,500,000	15,925,000
1058	Ministry of Education		School Building (4 Class & Multi Purp. Hall) - GDh. Vaadhoo	New	1,800,000	-	-	-	1,800,000
1215	Ministry of Youth, Sports & Community Empowerment		Estab. Of Surf Track - GDh. Vaadhoo	New	250,000	-	-	-	250,000
1224	Ministry of National Planning, Housing and Infrastructure		Developing Roads - GDh. Vaadhoo	Pre-Tendering	1,500,000	-	-	-	1,500,000
1229	Ministry of Environment		Estab. Waste Transfer Station - Huvadhoo Atoll	New	-	-	-	10,500,000	10,500,000
1264	Department of Judicial Administration		Construction Of Magistrate Court - GDh. Vaadhoo	Tendering	300,000	-	-	-	300,000
1276	Local Government Authority		Construction Of Council Office - GDh. Vaadhoo	New	1,575,000	-	-	-	1,575,000
1224	Ministry of National Planning, Housing and Infrastructure		Outer Island Harbour, Water Supply & Sewerage - OFID Phase 3	Awarded					
		GDh. Fiyaaee			2,009,770	-	-	-	2,009,770
1058	Ministry of Education		Const. of 6 classroom - GDh. Fiyaaee	On-going	554,770	-	-	-	554,770
1163	Ministry of Health		Health Centre Extension - GDh. Fiyaaee	New	455,000	-	-	-	455,000
1215	Ministry of Youth, Sports & Community Empowerment		Dev. Of Social Centre - GDh. Fiyaaee	New	1,000,000	-	-	-	1,000,000
1224	Ministry of National Planning, Housing and Infrastructure		Outer Island Harbour, Water Supply & Sewerage - OFID Phase 3	Awarded					
1229	Ministry of Environment		Estab. Water System (4 Islands) & Water Storage (25 Islands)	On-going					
		GDh. Faresmaathodaa			14,262,500	-	-	-	14,262,500
1215	Ministry of Youth, Sports & Community Empowerment		Devel. Of Youth Centre - GDh. Faresmaathodaa	New	1,475,000	-	-	-	1,475,000
1224	Ministry of National Planning, Housing and Infrastructure		Developing Airport - GDh. Faresmaathodaa	Tendering	9,000,000	-	-	-	9,000,000
1224	Ministry of National Planning, Housing and Infrastructure		Developing Harbour - GDh. Faresmaathodaa	Pre-Tendering	2,287,500	-	-	-	2,287,500
1224	Ministry of National Planning, Housing and Infrastructure		Road Const. Airport to Harbor - GDh. Faresmaathodaa	Pre-Tendering	1,500,000	-	-	-	1,500,000
1224	Ministry of National Planning, Housing and Infrastructure		Provision of Water Supply & Sewerage Project	Tendering					
1229	Ministry of Environment		Estab. Water System (4 Islands) & Water Storage (25 Islands)	On-going					
		GDh. Thinaadhoo			66,743,025	5,000,000	-	46,965,670	118,708,695
1014	National Disaster Management Authority		Estab. of Reg. Emergency Oper. Centre - GDh. Thinaadhoo	New	1,120,000	-	-	-	1,120,000

BA	Office	Island	Project Name	Status	Domestic Budget	Loan	Grant	Trust Fund	Total
1027	Maldives Police Service		Construction of G.Dh.Thinadhoo Police Station	New	1,750,000	-	-	-	1,750,000
1130	Maldives National University		MNU Campus (Extension) - GDh.Thinadhoo	New	350,000	-	-	-	350,000
1130	Maldives National University		MNU Campus (Student Accommodation Block) - GDh.Thinadhoo	New	540,000	-	-	-	540,000
1130	Maldives National University		MNU Campus (Staff Accommodation Block) - GDh.Thinadhoo	New	300,000	-	-	-	300,000
1163	Ministry of Health		Tertiary Hospital- GDh.Thinadhoo	On-going	19,939,024	-	-	-	19,939,024
1163	Ministry of Health		Dev. of New Tertiary Hospital - GDh.Thinadhoo	New	22,500,000	-	-	-	22,500,000
1215	Ministry of Youth, Sports & Community Empowerment		Devel. Of Football Ground -GDh. Thinadhoo	On-going	1,245,815	-	-	-	1,245,815
1215	Ministry of Youth, Sports & Community Empowerment		Sports Arena Indo Complex - GD.Thinadhoo	Retention	12,741	-	-	-	12,741
1215	Ministry of Youth, Sports & Community Empowerment		Estab. Of Synthetic Track - GDh.Thinadhoo	New	-	3,000,000	-	-	3,000,000
1215	Ministry of Youth, Sports & Community Empowerment		Upgrading Zone Stadium - GDh.Thinadhoo	New	707,500	-	-	-	707,500
1215	Ministry of Youth, Sports & Community Empowerment		Estab. Of Outdoor Gym - GDh.Thinadhoo	Tendering	75,000	-	-	-	75,000
1224	Ministry of National Planning, Housing and Infrastructure		Museum Park - GDh.Thinadhoo	On-going	456,066	-	-	-	456,066
1224	Ministry of National Planning, Housing and Infrastructure		Est. Of Covid Emergency Facility - GDh. Thinadhoo	Retention	191,040	-	-	-	191,040
1224	Ministry of National Planning, Housing and Infrastructure		Ice Plant Jetty Construction - GDh. Thinadhoo	Retention	1,055,839	-	-	-	1,055,839
1224	Ministry of National Planning, Housing and Infrastructure		Estab. Electricity, Water & Sewerage System - GDh. Thinadhoo	New	10,500,000	-	-	-	10,500,000
1224	Ministry of National Planning, Housing and Infrastructure		Land Reclamation for Industrial Zone - GDh. Thinadhoo	New	5,000,000	-	-	-	5,000,000
1224	Ministry of National Planning, Housing and Infrastructure		Estab. Regional Harbour - GDh. Thinadhoo	New	1,000,000	-	-	-	1,000,000
1224	Ministry of National Planning, Housing and Infrastructure		Devel. East Breakwater & Upgr. Old Jetty - GDh.Thinadhoo	Pre-Tendering	-	-	-	11,250,000	11,250,000
1224	Ministry of National Planning, Housing and Infrastructure		Developing Roads - GDh.Thinadhoo	Pre-Tendering	-	2,000,000	-	-	2,000,000
1224	Ministry of National Planning, Housing and Infrastructure		Revetment Project - GDh.Thinadhoo	Pre-Tendering	-	-	-	1,000,000	1,000,000
1229	Ministry of Environment		Estab. Of Waste Yard (Phase 2) - GDh. Thinadhoo	On-going	-	-	-	1,817,052	1,817,052
1229	Ministry of Environment		Estab. Drainage System - GDh.Thinadhoo	On-going	-	-	-	32,898,618	32,898,618
1224	Ministry of National Planning, Housing and Infrastructure		Development of 1500 Housing Units - Ph2	On-going					
1224	Ministry of National Planning, Housing and Infrastructure		Installing Street Lights in Road Devel. Islands	Pre-Tendering					
GDh.Maavarulu					20,181,579	-	-	-	20,181,579
1224	Ministry of National Planning, Housing and Infrastructure		Dev. Of Airport - GDh.Maavarulu	On-going	20,181,579	-	-	-	20,181,579
Fuvahmulah City					59,159,008	40,550,139	14,562,152	7,721,332	121,992,631
1058	Ministry of Education		MJM School Building (Multi Purp. Hall) - Fuvahmulah	On-going	1,335,770	-	-	-	1,335,770
1058	Ministry of Education		Hafiz Ahmed School 3 Storey Building (16 Classroom)	New	2,400,000	-	-	-	2,400,000
1058	Ministry of Education		Moh. Jalaaludin School Building (16 Class & Comp. Lab)	New	2,550,000	-	-	-	2,550,000

BA	Office	Island	Project Name	Status	Domestic Budget	Loan	Grant	Trust Fund	Total
1058	Ministry of Education	Fuvahmulah	School Building (Multi Purp. Hall)	New	1,400,000	-	-	-	1,400,000
1058	Ministry of Education	School Building (12 Classroom) - Gn.Atoll		New	1,800,000	-	-	-	1,800,000
1129	Ministry of Higher Education	Estab. Of State of Art TIVET Institution - Fuvahmulah		New	2,715,000	-	-	-	2,715,000
1130	Maldives National University	Estab. Of ICT Faculty Building - Fuvahmulah		New	2,000,000	-	-	-	2,000,000
1163	Ministry of Health	Development of Hospital - Fuvahmulah		New	5,000,000	-	-	-	5,000,000
1215	Ministry of Youth, Sports & Community Empowerment	Devel. Of Football Ground - Fuvahmulah	Headhandu	On-going	953,717	-	-	-	953,717
1215	Ministry of Youth, Sports & Community Empowerment	Estab. Of Stadium - Fuvahmulah City		New	2,000,000	-	-	-	2,000,000
1215	Ministry of Youth, Sports & Community Empowerment	Estab. Of Synthetic Track - Fuvahmulah		New	-	3,000,000	-	-	3,000,000
1215	Ministry of Youth, Sports & Community Empowerment	Devel. Of Dhiguvaadu Futsal Ground - Fuvahmulah		New	2,000,000	-	-	-	2,000,000
1215	Ministry of Youth, Sports & Community Empowerment	Devel. Of Football Ground - Fuvahmulah	Dhoodigan	New	4,000,000	-	-	-	4,000,000
1215	Ministry of Youth, Sports & Community Empowerment	Dev. Of Volley Court - Fuvahmulah City		New	500,000	-	-	-	500,000
1215	Ministry of Youth, Sports & Community Empowerment	Estab. Of Surf Track - Fuvahmulah City		New	250,000	-	-	-	250,000
1215	Ministry of Youth, Sports & Community Empowerment	Dev. Of Skating Park - Fuvahmulah City		New	390,000	-	-	-	390,000
1215	Ministry of Youth, Sports & Community Empowerment	Estab. Of Swimming Pool - Fuvahmulah		New	-	7,500,000	-	-	7,500,000
1215	Ministry of Youth, Sports & Community Empowerment	Dev. Indo Sports Complex-Fuvahmulah City		New	1,600,000	-	-	-	1,600,000
1224	Ministry of National Planning, Housing and Infrastructure	Fuvahmulah Flat area Landscape and fence		On-going	955,889	-	-	-	955,889
1224	Ministry of National Planning, Housing and Infrastructure	Road Construction - Fuvahmulah City		On-going	21,340,519	-	-	-	21,340,519
1224	Ministry of National Planning, Housing and Infrastructure	Const. Of Covid Quarantine Facility - Fuvahmulah		Retention	15,644	-	-	-	15,644
1224	Ministry of National Planning, Housing and Infrastructure	Coastal Protection-Gn. Fuvamulah-OREO Prij		Tendering	-	30,050,139	14,562,152	7,721,332	52,333,623
1224	Ministry of National Planning, Housing and Infrastructure	Upgrading of Habour - Fuvahmulah City		Pre-Tendering	200,000	-	-	-	200,000
1224	Ministry of National Planning, Housing and Infrastructure	Devel. Central Ferry Terminal - Fuvahmulah		Pre-Tendering	1,800,000	-	-	-	1,800,000
1240	Ministry of Islamic Affairs	Construction Of Mosque - Fuvahmulah Dhoodigan		New	485,000	-	-	-	485,000
1240	Ministry of Islamic Affairs	Upgrading of Masjidhul Hudha -Fuvahmulah		Tendering	580,000	-	-	-	580,000
1240	Ministry of Islamic Affairs	Estb of Centre For Holy Quran-Fuvahmulah		Tendering	2,887,469	-	-	-	2,887,469
1224	Ministry of National Planning, Housing and Infrastructure	Development of 1500 Housing Units - PH2		On-going					
1224	Ministry of National Planning, Housing and Infrastructure	Reconstruction of Harbours - IDB		On-going					
Addu City					39,539,659	497,781,600	-	-	537,321,259
1008	Maldives Customs Service	Customs South Region Head Office		Pre-Tendering	7,541,179	-	-	-	7,541,179
1224	Ministry of National Planning, Housing and Infrastructure	Upgrading Water System - Addu City		New	1,700,000	-	-	-	1,700,000
1224	Ministry of National Planning, Housing and Infrastructure	Addu City Reclamation and Shore Protection		Tendering	16,098,480	268,308,000	-	-	284,406,480

BA	Office	Island	Project Name	Status	Domestic Budget	Loan	Grant	Trust Fund	Total
1224	Ministry of National Planning, Housing and Infrastructure	Addu City	Road Development	Tendering	11,700,000	195,000,000	-	-	206,700,000
1229	Ministry of Environment	Estab. Regional Waste Management Facility - Addu City		On-going	-	34,473,600	-	-	34,473,600
1510	Ministry Of Gender, Family and Social Services	Estab. Amaan Hiya - Addu City		On-going	2,500,000	-	-	-	2,500,000
1224	Ministry of National Planning, Housing and Infrastructure	Maldives Urban Dev. & Resilience Project		Tendering					
		S. Meedhoo			5,185,062	-	3,832,032	5,051,396	14,068,490
1215	Ministry of Youth, Sports & Community Empowerment	Development of Youth Centre - S.Meedhoo		New	1,260,000	-	-	-	1,260,000
1215	Ministry of Youth, Sports & Community Empowerment	Upgrading Of Futsal Ground - S.Meedhoo		New	225,000	-	-	-	225,000
1224	Ministry of National Planning, Housing and Infrastructure	Upgr. Harbour and Revetment - S. Meedhoo		On-going	2,700,062	-	-	-	2,700,062
1224	Ministry of National Planning, Housing and Infrastructure	Coastal Protection (Study)- S.Meedhoo		On-going	-	-	-	5,051,396	5,051,396
1240	Ministry of Islamic Affairs	Construction Of Mosque - S. Meedhoo		New	1,000,000	-	-	-	1,000,000
1277	Addu City Council	Estab. Of Addu Tourism Zone - S. Meedhoo		On-going	-	-	3,832,032	-	3,832,032
1224	Ministry of National Planning, Housing and Infrastructure	Developing Roads - S. Hulhudhoo & Meedhoo		On-going					
1224	Ministry of National Planning, Housing and Infrastructure	Prov. WaterSupply,Sani. & WasteMgmt-OFID-P2		On-going					
		S. Hithadhoo			52,753,067	35,330,506	7,675,616	4,000,000	99,759,189
1014	National Disaster Management Authority	Estab. of Reg. Emergency Oper. Centre - S. Hithadhoo		New	1,120,000	-	-	-	1,120,000
1027	Maldives Police Service	Construction of S.Hithadhoo Police Accomodation		New	1,700,000	-	-	-	1,700,000
1029	Maldives Immigration	Construction of Immigration Office Building - S. Hithadhoo		New	420,000	-	-	-	420,000
1058	Ministry of Education	Addu High School Building (Multi Purp. Hall) - S. Hithadhoo		Retention	415,787	-	-	-	415,787
1058	Ministry of Education	Const. of 12 classroom block - Addu High		New	3,600,000	-	-	-	3,600,000
1058	Ministry of Education	Nooraanee School 12 Classroom Building - S. Hithadhoo		New	2,000,000	-	-	-	2,000,000
1058	Ministry of Education	School Building (12 Classroom) - S. Hithadhoo		New	1,800,000	-	-	-	1,800,000
1058	Ministry of Education	Sharafudin School 3 Storey Building (18 Class) - S. Hithadhoo		New	3,000,000	-	-	-	3,000,000
1130	Maldives National University	MNU Green House Building - S.Hithadhoo		New	300,000	-	-	-	300,000
1163	Ministry of Health	Estab. Of Cath Lab, Pvt Rooms and Hyperbaric Chamber		New	23,334,390	-	-	-	23,334,390
1215	Ministry of Youth, Sports & Community Empowerment	Est. of Youth Centre - S. Hithadhoo		Retention	303,060	-	-	-	303,060
1215	Ministry of Youth, Sports & Community Empowerment	Devel. Of Football Ground - S.Hithadhoo		New	1,500,000	-	-	-	1,500,000
1215	Ministry of Youth, Sports & Community Empowerment	Estab. Of Synthetic Track - S.Hithadhoo		New	-	3,000,000	-	-	3,000,000
1224	Ministry of National Planning, Housing and Infrastructure	Developing Regional Hospital - S.Hithadhoo		Retention	1,939,830	32,330,506	-	-	34,270,336
1224	Ministry of National Planning, Housing and Infrastructure	Const. Of Covid Quarantine Facility - S.Hithadhoo		Retention	120,000	-	-	-	120,000
1224	Ministry of National Planning, Housing and Infrastructure	Coastal Protection - S. Hithadhoo (Beyruthathi)		Tendering	-	-	-	1,000,000	1,000,000

BA	Office	Island	Project Name	Status	Domestic Budget	Loan	Grant	Trust Fund	Total
1224	Ministry of National Planning, Housing and Infrastructure		Developing Quay Wall - S.Hithadhoo	Pre-Tendering	3,000,000	-	-	-	3,000,000
1224	Ministry of National Planning, Housing and Infrastructure		Coastal Protection - S. Hithadhoo	Pre-Tendering	-	-	-	3,000,000	3,000,000
1264	Department of Judicial Administration		Construction Of Court Complex Building - Addu City	New	5,700,000	-	-	-	5,700,000
1277	Addu City Council		Estab. Of Geydhoshu Mas Plant - S.Hithadhoo	On-going	-	-	3,843,584	-	3,843,584
1277	Addu City Council		Estab. Of Addu Tourism Zone - S.Hithadhoo	On-going	-	-	3,832,032	-	3,832,032
1510	Ministry Of Gender, Family and Social Services		Estab. Elderly Welness Centre - S.Hithadhoo	On-going	2,500,000	-	-	-	2,500,000
1224	Ministry of National Planning, Housing and Infrastructure		Development of 1500 Housing Units - Ph2	On-going					
1224	Ministry of National Planning, Housing and Infrastructure		Developing Roads in 4 Islands - Addu City	On-going					
S. Maradhoo					9,278,083	-	7,675,616	-	16,953,699
1058	Ministry of Education		S.Maradhoo School New Building - 12 room	On-going	1,079,375	-	-	-	1,079,375
1215	Ministry of Youth, Sports & Community Empowerment		Football Ground Turfing - S. Maradhoo	New	1,500,000	-	-	-	1,500,000
1215	Ministry of Youth, Sports & Community Empowerment		Devel. Of Youth Centre - S.Maradhoo	New	2,000,000	-	-	-	2,000,000
1224	Ministry of National Planning, Housing and Infrastructure		Reconstruction of Harbour - S. Maradhoo	Retention	786,340	-	-	-	786,340
1224	Ministry of National Planning, Housing and Infrastructure		Reconstruction of Breakwater - S.Maradhoo	Retention	1,412,368	-	-	-	1,412,368
1240	Ministry of Islamic Affairs		Construction Of Mosque - S. Maradhoo	New	2,000,000	-	-	-	2,000,000
1276	Local Government Authority		Construction Of Fish Market - S.Maradhoo	New	500,000	-	-	-	500,000
1277	Addu City Council		Estab. Of Geydhoshu Mas Plant - S. Maradhoo	On-going	-	-	3,843,584	-	3,843,584
1277	Addu City Council		Estab. Of Addu Tourism Zone - S. Maradhoo	On-going	-	-	3,832,032	-	3,832,032
1224	Ministry of National Planning, Housing and Infrastructure		Developing Roads in 4 Islands - Addu City	On-going					
1224	Ministry of National Planning, Housing and Infrastructure		Prov WaterSupply,Sani.&WasteMgmt-OFID-P2	On-going					
S. Feydhoo					8,588,180	-	3,832,032	1,151,215	13,571,427
1058	Ministry of Education		School Blding (2 Class, Health, Counc. & Godown) - S.Feydhoo	New	800,000	-	-	-	800,000
1215	Ministry of Youth, Sports & Community Empowerment		Stadium (FootballGround&Track)-S.Feydhoo	On-going	1,818,180	-	-	-	1,818,180
1215	Ministry of Youth, Sports & Community Empowerment		Dev. Of Volley Court - S. Feydhoo	New	500,000	-	-	-	500,000
1215	Ministry of Youth, Sports & Community Empowerment		Devel. Of Stadium - S.Feydhoo	New	1,470,000	-	-	-	1,470,000
1215	Ministry of Youth, Sports & Community Empowerment		Development Of Sports Complex - S.Feydhoo	New	1,600,000	-	-	-	1,600,000
1229	Ministry of Environment		Estab. Drainage System - S. Feydhoo	On-going	-	-	-	1,151,215	1,151,215
1276	Local Government Authority		Leveling Mud Lands - S.Feydhoo	New	2,400,000	-	-	-	2,400,000
1277	Addu City Council		Estab. Of Addu Tourism Zone - S. Feydhoo	On-going	-	-	3,832,032	-	3,832,032

BA	Office	Island	Project Name	Status	Domestic Budget	Loan	Grant	Trust Fund	Total
1224	Ministry of National Planning, Housing and Infrastructure	S. MaradhooFeydhoo	Developing Roads in 4 Islands - Addu City	On-going					
1224	Ministry of National Planning, Housing and Infrastructure		Prov.WaterSupply,Sani.&WasteMgmt-OFID-P2	On-going					
1058	Ministry of Education		Const. of 6 Classroom - S.MaradhooFeydhoo	On-going	11,805,341	-	-	-	11,805,341
1058	Ministry of Education		Irushadhiya School Building (12 Class, Lab & Office)	New	5,000,000	-	-	-	5,000,000
1215	Ministry of Youth, Sports & Community Empowerment		Devel. Of Indoor Volley Court - S.MaradhooFeydhoo	New	2,550,000	-	-	-	2,550,000
1215	Ministry of Youth, Sports & Community Empowerment		Estab. Of Outdoor Gym - S.MaradhooFeydhoo	Tendering	2,000,000	-	-	-	2,000,000
1224	Ministry of National Planning, Housing and Infrastructure		Habour Construction - S.MaradhooFeydhoo	On-going	75,000	-	-	-	75,000
1224	Ministry of National Planning, Housing and Infrastructure		Developing Roads in 4 Islands - Addu City	On-going	2,180,341	-	-	-	2,180,341
1224	Ministry of National Planning, Housing and Infrastructure		Prov.WaterSupply,Sani.&WasteMgmt-OFID-P2	On-going					
1058	Ministry of Education	S. Hulhudhoo	School Building (5 Classroom) - S.Atoll	New	29,944,083	-	9,546,254	-	39,490,337
1163	Ministry of Health		Upgrading Health Centre - S. Hulhudhoo	On-going	1,300,000	-	-	-	1,300,000
1215	Ministry of Youth, Sports & Community Empowerment		Devel. Of Football Ground - S. Hulhudhoo	On-going	3,200,000	-	-	-	3,200,000
1224	Ministry of National Planning, Housing and Infrastructure		Expansion of Harbour entrance channel - S. Hulhumheedhoo	On-going	1,905,613	-	-	-	1,905,613
1224	Ministry of National Planning, Housing and Infrastructure		Developing Harbour - S. Hulhudhoo	On-going	12,305,633	-	-	-	12,305,633
1224	Ministry of National Planning, Housing and Infrastructure		Estab. Visitors Centre & Public Toilets - S. Hulhudhoo	On-going	9,657,837	-	-	-	9,657,837
1224	Ministry of National Planning, Housing and Infrastructure		Comm. Rehab. & Detox Centre-S.Hulhudhoo	New	600,000	-	-	-	600,000
1224	Ministry of National Planning, Housing and Infrastructure		Comm. Rehab. & Detox Centre-S.Hulhudhoo	Tendering	-	-	5,714,222	-	5,714,222
1233	Ministry of Fisheries, Marine Resources and Agriculture		Estab. Of Fish Factory - S. Hulhudhoo	New	975,000	-	-	-	975,000
1277	Addu City Council		Estab. Of Addu Tourism Zone - S. Hulhudhoo	On-going	-	-	3,832,032	-	3,832,032
1224	Ministry of National Planning, Housing and Infrastructure	S. Hulhudhoo	Developing Roads - S. Hulhudhoo & Meethoo	On-going					
1224	Ministry of National Planning, Housing and Infrastructure		Prov.WaterSupply,Sani.&WasteMgmt-OFID-P2	On-going					
1058	Ministry of Education		Const. of 5 Classrooms - S. Hulhudhoo	On-going	6,261,314	-	3,843,584	300,000	10,404,898
1163	Ministry of Health		Health Centre New Building - S. Hulhumheedhoo	New	4,806,314	-	-	-	4,806,314
1229	Ministry of Environment		Protection of Pond Area - S. Hulhudhoo	On-going	1,455,000	-	-	-	1,455,000
1277	Addu City Council		Estab. Of Geydhosha Mas Plant - S. Hulhumheedhoo	On-going	-	-	300,000	-	300,000
1224	Ministry of National Planning, Housing and Infrastructure		Development of 1500 Housing Units - Ph2	On-going	-	-	3,843,584	-	3,843,584
1027	Maldives Police Service		Construction of S.Gan Police Station	New	8,134,783	18,913,054	-	-	27,047,837
					7,000,000	-	-	-	7,000,000

BA	Office	Island	Project Name	Status	Domestic Budget	Loan	Grant	Trust Fund	Total
1224	Ministry of National Planning, Housing and Infrastructure		Upgrading of Airport - S.Gan	New	1,134,783	18,913,054	-	-	20,047,837
1233	Ministry of Fisheries, Marine Resources and Agriculture		Estab. Of Quarantine Facility at Commercial Ports	New					
		Multiple Islands			696,250,300	786,592,059	206,281,625	56,680,157	1,745,804,141
1016	Ministry of Home Affairs		Reloc. of Male Jail & Upgr. of Hulhumale Jail	New	12,200,000	-	-	-	12,200,000
1027	Maldives Police Service		Establishing Of Police Stations	New	-	37,500,000	-	-	37,500,000
1224	Ministry of National Planning, Housing and Infrastructure		Development of 1500 Housing Units - Ph2	On-going	1,589,818	-	-	-	1,589,818
1224	Ministry of National Planning, Housing and Infrastructure		Reconstruction of Harbours - IDB	On-going	-	9,849,600	-	-	9,849,600
1224	Ministry of National Planning, Housing and Infrastructure		Developing Roads in 4 Islands - Addu City	On-going	11,625,446	-	-	-	11,625,446
1224	Ministry of National Planning, Housing and Infrastructure		Micro grid desalination Plant	On-going	4,975,451	-	-	-	4,975,451
1224	Ministry of National Planning, Housing and Infrastructure		Sanitation in 5 Islands	On-going	-	50,887,747	-	13,538,475	64,426,222
1224	Ministry of National Planning, Housing and Infrastructure		Developing Roads - S. Hulhudhoo & Meedhoo	On-going	3,992,034	-	-	-	3,992,034
1224	Ministry of National Planning, Housing and Infrastructure		Prov. WaterSupply,Sani.&WasteMgmt-OFID-P2	On-going	-	101,400,000	-	3,405,659	104,805,659
1224	Ministry of National Planning, Housing and Infrastructure		National Social Housing Project	New	496,130,205	-	-	-	496,130,205
1224	Ministry of National Planning, Housing and Infrastructure		Estab. Of High Speed Ferry System - North Region	New	52,500,000	-	-	-	52,500,000
1224	Ministry of National Planning, Housing and Infrastructure		Dev. Of Domestic Airports on Multiple Islands	New	50,000,000	-	-	-	50,000,000
1224	Ministry of National Planning, Housing and Infrastructure		Outer Island Harbour, Water Supply & Sewerage - OFID Phase 3	Awarded	-	96,808,978	-	14,521,347	111,330,325
1224	Ministry of National Planning, Housing and Infrastructure		Provision of Water Supply & Sewerage Project	Tendering	12,674,846	211,247,434	-	-	223,922,280
1224	Ministry of National Planning, Housing and Infrastructure		Maldives Urban Dev. & Resilience Project	Tendering	5,000,000	-	49,735,899	-	54,735,899
1224	Ministry of National Planning, Housing and Infrastructure		Affordable Housing Scheme Project	Pre-Tendering	15,000,000	70,000,000	-	-	85,000,000
1224	Ministry of National Planning, Housing and Infrastructure		Installing Street Lights in Road Devel. Islands	Pre-Tendering	1,575,000	-	-	-	1,575,000
1229	Ministry of Environment		Estab. Water System (4 Islands) & Water Storage (25 Islands)	On-going	-	-	12,245,655	1,000,000	13,245,655
1229	Ministry of Environment		Estab. Regional Waste Management System - Huvadhoo Atoll	On-going	-	-	-	1,040,000	1,040,000
1229	Ministry of Environment		Accelr. Sustainable Pvt. Invmt. in Renewable Energy - ASPIRE	On-going	-	-	7,336,614	-	7,336,614
1229	Ministry of Environment		Maldives Clean Environment Project	On-going	-	-	80,037,293	13,184,100	93,221,393
1229	Ministry of Environment		Preparing Outer Island For Sustainable Energy Devel - POISED	On-going	-	67,800,000	6,360,170	2,620,594	76,780,764
1229	Ministry of Environment		AREISE Project	New	-	61,098,300	2,307,000	-	63,405,300
1229	Ministry of Environment		Zone 1 Regional Waste Management Project	New	-	-	-	7,064,942	7,064,942
1229	Ministry of Environment		Estab. Air Quality Checking System	Pre-Tendering	-	-	-	305,040	305,040
1233	Ministry of Fisheries, Marine Resources and Agriculture		Maldives Sustainable Fisheries Development Project	On-going	21,000,000	-	48,258,994	-	69,258,994
1233	Ministry of Fisheries, Marine Resources and Agriculture		Expansion Of MIFCO Facility - Kooddoo & Kaduohgiri	New	-	25,000,000	-	-	25,000,000

BA	Office	Island	Project Name	Status	Domestic Budget	Loan	Grant	Trust Fund	Total
1233	Ministry of Fisheries, Marine Resources and Agriculture		Estab. Of Quarantine Facility at Commercial Ports	New	1,670,000	-	-	-	1,670,000
1233	Ministry of Fisheries, Marine Resources and Agriculture		Fisheries Sector Development Project	New	-	55,000,000	-	-	55,000,000
1233	Ministry of Fisheries, Marine Resources and Agriculture		Establishing Ice Plant	Pre-Tendering	6,317,500	-	-	-	6,317,500
1229	Ministry of Environment		Building Climate Resilient Safer Islands	New	-	-	-	-	-



7

Other Projects

7.1 OTHER PROJECTS SUMMARY 2019- 2023

(IN MVR)

	2019 Actual	2020 Revised	2021	2022 Approved	2023
Total	619,528,340	2,043,688,271	1,110,672,392	822,278,314	841,837,470
Domestic Budget	521,140,302	1,794,872,632	850,157,765	631,304,606	612,293,640
Grant	91,391,758	156,350,952	107,984,114	101,216,616	96,697,704
Loan	6,996,280	92,464,687	152,530,513	89,757,092	132,846,126

PROJECTS - DOMESTIC BUDGET

	2019 Actual	2020 Revised	2021	2022 Approved	2023
Total	521,140,302	1,794,872,632	850,157,765	631,304,606	612,293,640
1244 Auditor General's Office	45,512,356	17,616,435	51,176,934	-	-
1013 Prosecutor General's Office	-	42,275,730	-	-	-
1029 Maldives Inland revenue Authority	-	1,420,397	-	-	-
1014 Employment Tribunal	-	852,884,226	-	-	-
1027 Maldives Media Council	16,623,177	32,465,961	22,000,000	19,684,000	-
1058 Maldives Broadcasting Commission	39,844,616	5,673,791	5,087,219	3,815,414	-
1062 Tax Appeal Tribunal	89,970	-	-	-	-
1129 Local Government Authority	410,023,162	378,646,019	550,833,234	578,374,897	607,293,640
1147 Information Commissioner's Office	-	7,073,601	12,000,000	-	-
1163 National Integrity Commission	-	308,901,335	200,000,000	10,000,000	5,000,000
1166 Public Service Media	-	112,657,482	-	-	-
1250 Family Protection Authority	-	10,344,775	-	-	-
1202 Attorney General's Office	3,727,449	883,581	-	-	-
1271 Maldives International Arbitration Centre	451,886	86,977	-	-	-
1224 Children's Ombudsperson's Office	-	540,000	-	-	-
1011 Ministry of Finance	-	10,439,940	6,060,378	19,430,295	-
1233 MOF / Special Budget	4,846,018	9,406,846	3,000,000	-	-
1229 MOFT / Pension Budget	21,668	-	-	-	-
1510 Ministry of Defence	-	1,000,000	-	-	-
1192 National Counterterrorism Centre	-	2,555,536	-	-	-

PROJECTS - GRANTS

		2019 Actual	2020 Revised	2021	2022 Approved	2023
Total		91,391,758	156,350,952	107,984,114	101,216,616	96,697,704
1505	Family Protection Authority	5,043	-	-	-	-
1272	Ministry of Finance	31,217,001	89,749,387	10,665,527	14,584,024	972,268
1014	National Disaster Management Authority	1,909,921	350,198	-	-	-
1027	Maldives Police Service	1,488,675	200,000	200,000	200,000	200,000
1008	Maldives Customs Service	9,975	-	-	-	-
1058	Ministry of Education	2,845,637	3,221,201	550,000	575,000	600,000
1500	National Institute of Education	3,802,901	2,423,016	2,500,000	2,500,000	2,500,000
1129	Ministry of Higher Education	1,586,773	26,079,029	13,027,831	26,055,662	39,083,493
1163	Ministry of Health	2,593,216	17,985,694	9,352,000	150,000	180,000
1164	Health Protection Agency	7,712,254	670,000	1,800,000	1,840,000	1,890,000
1202	Ministry of Economic Development	1,930,916	2,522,938	34,364,666	10,000,000	5,000,000
1271	Department of Heritage	24,310	-	-	-	-
1224	Ministry of National Planning, Housing and Infrastructure	-	-	20,000,000	20,000,000	20,000,000
1011	National Bureau of Statistics	1,129,531	145,052	185,000	289,000	343,000
1233	Ministry of Fisheries, Marine Resources and Agriculture	2,503,830	1,432,335	1,968,670	3,837,340	5,706,010
1229	Ministry of Environment	31,469,768	9,840,588	5,380,420	9,650,590	4,842,933
1231	Environmental Protection Agency	160,528	46,721	300,000	-	-
1510	Ministry Of Gender, Family and Social Services	1,001,479	1,684,793	7,690,000	11,535,000	15,380,000

PROJECTS - LOAN

		2019 Actual	2020 Revised	2021	2022 Approved	2023
Total		6,996,280	92,464,687	152,530,513	89,757,092	132,846,126
1272	Ministry of Finance	-	28,648,072	22,644,131	19,697,702	19,697,702
1129	Ministry of Higher Education	-	-	51,279,250	8,546,542	51,279,250
1163	Ministry of Health	-	62,723,659	42,725,781	32,924,781	32,924,781
1202	Ministry of Economic Development	6,996,280	1,092,956	34,364,666	23,684,120	21,000,000
1233	Ministry of Fisheries, Marine Resources and Agriculture	-	-	1,516,685	4,903,947	7,944,393

7.2 OTHER PROJECTS - DOMESTIC BUDGET 2019- 2023

(IN MVR)

Office	Project name	2019 Actuals	2020 Revised	2021	2022 Approved	2023
Total		521,140,302	1,794,872,632	850,157,765	631,304,606	612,293,640
1244	Elections Commission	45,512,356	17,616,435	51,176,934	-	-
P-ELC001-001	Parliament Election	45,512,356	-	-	-	-
P-ELC001-002	Local Council Election	-	17,616,435	51,176,934	-	-
1013	Maldives National Defense Force	-	42,275,730	-	-	-
P-CRN001-003	Novel Coronavirus PP - Defence	-	42,275,730	-	-	-
1029	Maldives Immigration	-	1,420,397	-	-	-
P-CRN001-004	Novel Coronavirus PP - Immigration	-	1,420,397	-	-	-
1014	National Disaster Management Authority	-	852,884,226	-	-	-
P-CRN001-005	Novel Coronavirus PP - NDMA	-	852,884,226	-	-	-
1027	Maldives Police Service	16,623,177	32,465,961	22,000,000	19,684,000	-
P-CRN001-006	Novel Coronavirus PP - Police	-	24,630,176	-	-	-
P-MPS001-100	'CCTV Network Expansion Project - K.Male	11,847,850	3,335,035	5,500,000	3,724,000	-
P-MPS004-001	Forensic Development Programme	3,291,282	3,000,750	3,000,000	3,960,000	-
P-MPS010-001	Establishment of Video Recording System	1,484,045	1,500,000	1,500,000	-	-
P-POL009-001	Database Redundancy Program	-	-	12,000,000	12,000,000	-
1058	Ministry of Education	39,844,616	5,673,791	5,087,219	3,815,414	-
P-MOE076-001	Digital School Initiative Project	39,844,616	5,673,791	5,087,219	3,815,414	-
1062	MOE / Atoll School Construction	89,970	-	-	-	-

Office	Project name	2019 Actuals	2020 Revised	2021	2022 Approved	2023
P-MOE074-001	Installation of Fire System in Schools	89,970	-	-	-	-
1129	Ministry of Higher Education	410,023,162	378,646,019	550,833,234	578,374,897	607,293,640
P-CRN001-013	Novel Coronavirus PP - MHE	-	3,400,000	-	-	-
P-MHE001-100	Enhancing Employment HC & ED	879,334	-	-	-	-
P-SCP001-001	Free first Degree	85,033,582	139,766,878	195,531,527	205,308,104	215,573,509
P-SCP001-002	Developing MBBS doctors and specialist doctors	5,138,129	1,305,919	-	-	-
P-SCP001-004	Presidents scholarship-GCE alevel first place	39,360,590	33,090,481	35,377,721	37,146,607	39,003,937
P-SCP001-005	High Achievers Scholarship	33,041,131	59,568,198	101,110,048	106,165,551	111,473,828
P-SLS001-001	National Student loan scheme	233,736,804	135,096,277	188,424,078	197,845,282	207,737,546
P-SCP001-003	Other scholarships	12,833,592	6,418,266	30,389,860	31,909,353	33,504,820
1147	Ministry of Foreign Affairs	-	7,073,601	12,000,000	-	-
P-ACT005-001	ATTI Program	-	-	12,000,000	-	-
P-CRN001-011	Novel Coronavirus PP - Foreign	-	7,073,601	-	-	-
1163	Ministry of Health	-	308,901,335	200,000,000	10,000,000	5,000,000
P-CRN001-001	Novel Coronavirus PP - Health	-	308,901,335	200,000,000	10,000,000	5,000,000
1166	Indira Gandhi Memorial Hospital	-	112,657,482	-	-	-
P-CRN001-007	Novel Coronavirus PP - IGMH	-	112,657,482	-	-	-
1250	National Social Protection Agency	-	10,344,775	-	-	-
P-CRN001-009	Novel Coronavirus PP - NSPA	-	10,344,775	-	-	-
1202	Ministry of Economic Development	3,727,449	883,581	-	-	-
P-MED005-200	Micro enterprises development project	3,727,449	883,581	-	-	-
1271	Department of Heritage	451,886	86,977	-	-	-

Office	Project name	2019 Actuals	2020 Revised	2021	2022 Approved	2023
P-HRDV02-002	Hukuru Miskiy World Heritage list ga Himenumuge Program	451,886	86,977	-	-	-
1224	Ministry of National Planning, Housing and Infrastructure	-	540,000	-	-	-
P-CRN001-008	Novel Coronavirus PP - MNPI	-	540,000	-	-	-
1011	National Bureau of Statistics	-	10,439,940	6,060,378	19,430,295	-
P-CNS001-001	Census Program	-	10,439,940	6,060,378	19,430,295	-
1233	Ministry of Fisheries, Marine Resources and Agriculture	4,846,018	9,406,846	3,000,000	-	-
P-ACT004-002	Maldives Agribusiness Project	-	2,289,060	-	-	-
P-MFA001-001	Installation of Fish Aggregating Devices	3,760,416	3,662,471	3,000,000	-	-
P-MFA006-004	Production of 5 Types of Imported Agricultural Products	-	2,342,549	-	-	-
P-MFA006-005	Establishment of Hydroponics systems	570,880	559,079	-	-	-
P-MFA038-001	Establishment of Drip Irrigation Systems	514,722	553,687	-	-	-
1229	Ministry of Environment	21,668	-	-	-	-
P-MEE001-109	Climate Vulnerability & Risk Assessment	21,668	-	-	-	-
1510	Ministry Of Gender, Family and Social Services	-	1,000,000	-	-	-
P-CRN001-010	Novel Coronavirus PP - Gender	-	1,000,000	-	-	-
1192	National Drug Agency	-	2,555,536	-	-	-
P-CRN001-012	Novel Coronavirus PP - NDA	-	2,555,536	-	-	-

7.3 OTHER PROJECTS - GRANTS 2019- 2023

(IN MVR)

Office	Project name	Donor	2019 Actuals	2020 Revised	2021	2022 Approved	2023
Total			91,391,758	156,350,952	107,984,114	101,216,616	96,697,704
1505	Family Protection Authority		5,043	-	-	-	-
	P-FPA001-100 Donor Funded Projects- FPA	UNDP	5,043	-	-	-	-
1272	Ministry of Finance		31,217,001	89,749,387	10,665,527	14,584,024	972,268
	P-JPN001-032 Relocation of MBC Antenna	Japan	473,301	-	-	-	-
	P-MFT009-100 Public Finance Management syst strengthening project	World Bank	20,086,541	12,663,382	10,665,527	14,584,024	972,268
	P-OTH009-001 Development Policy Financing with a Catastrophe De	World Bank	-	77,086,005	-	-	-
	P-NDMC07-100 Male' Water Crisis Management Fund	Fund Raising	10,657,159	-	-	-	-
1014	National Disaster Management Authority		1,909,921	350,198	-	-	-
	P-NDMC05-100 NDMC Grant Funded programs	Japan	976,479	350,198	-	-	-
	P-NDMC05-100 NDMC Grant Funded programs	NGO	60,399	-	-	-	-
	P-NDMC05-100 NDMC Grant Funded programs	UNICEF	873,043	-	-	-	-
1027	Maldives Police Service		1,488,675	200,000	200,000	200,000	200,000
	P-MPS009-100 Donor Funded Projects- FPA	UNICEF	1,434,692	200,000	200,000	200,000	200,000
	P-MPS009-100 Donor Funded Projects- FPA	Australia	53,983	-	-	-	-
1008	Maldives Customs Service		9,975	-	-	-	-
	P-MCS003-100 Donor Funded Projects of MCS	UNEP	9,975	-	-	-	-
1058	Ministry of Education		2,845,637	3,221,201	550,000	575,000	600,000
	P-MOE014-100 Donor Funded Activities of MOE	Japan	68,600	31,375	-	-	-
	P-MOE014-100 Donor Funded Activities of MOE	India	-	2,400,000	-	-	-

Office	Project name	Donor	2019 Actuals	2020 Revised	2021	2022 Approved	2023
P-MOE014-100	Donor Funded Activities of MOE	LBO	1,109,409	-	-	-	-
P-MOE014-100	Donor Funded Activities of MOE	UNESCO	40,800	-	-	-	-
P-MOE014-100	Donor Funded Activities of MOE	UNICEF	1,408,355	761,000	500,000	525,000	550,000
P-MOE014-100	Donor Funded Activities of MOE	WHO	218,473	28,826	50,000	50,000	50,000
1500	National Institute of Education		3,802,901	2,423,016	2,500,000	2,500,000	2,500,000
P-NIE001-100	Donor Funded Activities of NIE	NGO	58,190	-	-	-	-
P-NIE001-100	Donor Funded Activities of NIE	Domestic Parties	5,330	-	-	-	-
P-NIE001-100	Donor Funded Activities of NIE	UNESCO	715,989	142,331	-	-	-
P-NIE001-100	Donor Funded Activities of NIE	UNICEF	3,023,392	2,280,685	2,500,000	2,500,000	2,500,000
1129	Ministry of Higher Education		1,586,773	26,079,029	13,027,831	26,055,662	39,083,493
P-MHE001-100	Enhancing Employment HC & ED	World Bank	1,586,773	26,079,029	13,027,831	26,055,662	39,083,493
1163	Ministry of Health		2,593,216	17,985,694	9,352,000	150,000	180,000
P-CRN001-014	COVID-19 Emergency Response and Health Systems Preparedness	World Bank	-	4,088,435	-	-	-
P-CRN001-015	Covid19 Emergency Response - APDR Fund 1	ADB	-	7,690,000	-	-	-
P-CRN001-016	Covid19 Emergency Response - APDR Fund 2	ADB	-	6,168,000	9,252,000	-	-
P-MOH009-100	NGO Funded Projects of Min of Health	NGO	77,769	-	-	-	-
P-MOH022-100	Caritas Italiana funded project	NGO	743,025	-	-	-	-
P-MOH020-300	UNFPA Funded Projects of Min of Health	UNFPA	926	-	-	-	-
P-MOH023-100	Demographic Health Survey	UNICEF	115,878	-	-	-	-
P-MOH023-100	Demographic Health Survey	WHO	226,036	-	-	-	-
P-MOH018-200	WHO Funded Projects- Min of Health	WHO	1,429,582	39,259	100,000	150,000	180,000
1164	Health Protection Agency		7,712,254	670,000	1,800,000	1,840,000	1,890,000
P-MOH011-100	NGO Funded Projects of CCHDC	NGO	1,777,508	-	-	-	-

Office	Project name	Donor	2019 Actuals	2020 Revised	2021	2022 Approved	2023
P-MOH014-100	UNICEF Funded Projects of CCHDC	UNICEF	1,925,703	450,000	700,000	720,000	750,000
P-MOH018-300	WHO Funded Projects - CCHDC	WHO	3,460,424	200,000	1,000,000	1,000,000	1,000,000
P-MOH019-100	SAARC Funded Projects of CCHDC	SAARC	22,099	-	-	-	-
P-MOH130-100	Strengthen Tobacco Control Policies	IUTL	526,520	20,000	100,000	120,000	140,000
1202	Ministry of Economic Development		1,930,916	2,522,938	34,364,666	10,000,000	5,000,000
P-DEV001-003	Sasec national single window project	ADB	41,767	172,179	34,364,666	10,000,000	5,000,000
P-MED005-100	MicroSmall and Medium sized enterprises development prj	ADB	100,478	-	-	-	-
P-MED001-300	Enhanced integrated framework	UNOPS	919,989	-	-	-	-
P-MED002-100	SDF - Women's Empowerment Project	SAARC	868,682	2,350,759	-	-	-
1271	Department of Heritage		24,310	-	-	-	-
P-HRDV02-001	World heritage inventory project	UNESCO	24,310	-	-	-	-
1224	Ministry of National Planning, Housing and Infrastructure		-	-	20,000,000	20,000,000	20,000,000
P-BRG002-001	Maintenance of Male-Hulhule Bridge	China	-	-	20,000,000	20,000,000	20,000,000
1011	National Bureau of Statistics		1,129,531	145,052	185,000	289,000	343,000
P-DNP003-002	Donor Funded Activities of Dept of Stat	OECD	193,911	50,125	50,000	52,000	54,000
P-DNP003-002	Donor Funded Activities of Dept of Stat	UNESCAP	25,569	27,427	35,000	37,000	39,000
P-DNP003-002	Donor Funded Activities of Dept of Stat	UNICEF	910,051	67,500	100,000	200,000	250,000
1233	Ministry of Fisheries, Marine Resources and Agriculture		2,503,830	1,432,335	1,968,670	3,837,340	5,706,010
P-ACT004-002	Maldives Agribusiness Project	IFAD	-	934,335	1,868,670	3,737,340	5,606,010
P-MFA014-100	Pearl Culture Project	UNDP	-	34,276	-	-	-
P-MFA016-100	Atoll Ecosystem Based (AEC)	UNDP	270,338	-	-	-	-
P-MFA025-200	Tsunami Livelihood Rehabilitation Projec	America	-	9,370	-	-	-
P-MFA026-200	Value addition & agricultural research	China	1,021,978	-	-	-	-

Office	Project name	Donor	2019 Actuals	2020 Revised	2021	2022 Approved	2023
P-MFA026-100	Donor Funded Activities-Min of Fish&Agr	LBO	749,819	-	-	-	-
P-MFA012-100	Marine Ecosystem project	NGO	69,953	-	-	-	-
P-MFA018-100	Biops Pelagic Project	NGO	-	37,850	-	-	-
P-MFA024-100	National plan of action for Shark consv	NGO	111,522	34,605	100,000	100,000	100,000
P-MFA026-100	Donor Funded Activities-Min of Fish&Agr	NGO	-	178,466	-	-	-
P-MFA028-100	Implementation of LiveBait Fisheries Mgt	NGO	-	107,529	-	-	-
P-MFA034-100	Maldives Pole&Line Tuna Port Samplin Prj	NGO	-	75,219	-	-	-
P-MFA011-100	Virgin Coconut Oil Project	FAO	24,188	-	-	-	-
P-MFA015-100	Regional Information Management and co-o	FAO	33,110	-	-	-	-
P-MFA017-100	Bay of Bangal Marine Eco System Prog	FAO	53,068	-	-	-	-
P-MFA024-100	National plan of action for Shark consv	FAO	16,551	-	-	-	-
P-MFA026-100	Donor Funded Activities-Min of Fish&Agr	FAO	130,435	-	-	-	-
P-MFA027-100	Ctrl&Mgt of Destruct Forest Invasiv Spcs	FAO	21,868	20,091	-	-	-
P-MFA028-100	Implementation of LiveBait Fisheries Mgt	FAO	-	594	-	-	-
P-MFA040-100	Poultry Project	FAO	1,000	-	-	-	-
1229	Ministry of Environment		31,469,768	9,840,588	5,380,420	9,650,590	4,842,933
P-ACT001-001	Kigali Amendment Enabling Activities	UNEP	131,342	595,381	-	-	-
P-ACT001-003	Initiative for Climate Action Transparency (ICAT)	UNEP	45,182	139,180	50,000	50,000	-
P-HTE053-100	Ozone Project	UNEP	234,359	116,021	130,000	2,760,000	2,640,000
P-HTE067-100	Second National Communication Report	UNEP	-	-	50,281	-	-
P-MEE001-100	Donor Funded Activities of MEE	UNEP	5,273,929	565,471	105,181	76,776	34,539
P-MEE001-113	Devlpmnt of Minamata Initial Assessment	UNEP	562,278	56,112	200,000	200,000	200,000
P-MEE001-116	Development of Climate Change Act -CCA	UNEP	50,500	-	20,000	-	-

Office	Project name	Donor	2019 Actuals	2020 Revised	2021	2022 Approved	2023
P-MEE001-117	Preparation of Maldives TNC under UNFCCC	UNEP	248,053	872,781	500,000	1,500,000	1,000,000
P-MEE001-118	Green Climate Fund Support Programme	UNEP	2,243,711	48,001	20,000	-	-
P-MEE060-100	Strengthening Low-Carbon Energy Island	UNEP	3,422,442	5,114,699	3,820,420	3,820,420	-
P-ACT001-004	Capacity Strengthening for Improved Transparency of Climate	GEF	-	101,772	75,000	75,000	-
P-MEE001-100	Donor Funded Activities of MEE	GEF	41,648	-	20,000	32,757	32,757
P-MEE001-121	Support - Produce National Report to CBD	GEF	667,968	-	9,580	263,094	263,094
P-MEE001-119	Enhancing National Development-ENDHER	GEF	274,580	203,304	20,000	220,543	220,543
P-HTE053-100	Ozone Project	UNDP	2,307,206	-	80,000	450,000	450,000
P-HTE055-100	Resilient Island Planning Project	UNDP	-	-	48,746	-	-
P-MEE001-100	Donor Funded Activities of MEE	UNDP	-	-	3,666	-	-
P-MEE001-100	Donor Funded Activities of MEE	UNFCCC	-	-	61,407	100,000	-
P-HTE057-100	Impl of the Economic Env Dev. (Needs)	UNFCCC	-	-	2,539	-	-
P-HTE053-100	Ozone Project	UNESCAP	232,118	-	2,000	2,000	2,000
P-HTE057-100	Impl of the Economic Env Dev. (Needs)	Denmark	-	-	2,315	-	-
P-HTE060-100	Impact to Sea Project	European Union	54,638	-	50,000	-	-
P-MEE001-120	Development of RIWMS & AP of Maldives	NGO	1,008,886	8,950	-	-	-
P-MEE001-100	Donor Funded Activities of MEE	NGO	32,721	-	-	-	-
P-MEE001-115	Municipal & Hazardous Solid Waste Mgmt	UNIDO	733,432	1,524,663	20,000	-	-
P-MEE004-100	Activities to Facilit implmnt Stockholm Conv	UNIDO	90,048	2,062	19,075	-	-
P-MEE001-100	Donor Funded Activities of MEE	LBO	242,039	-	-	-	-
P-MEE001-100	Donor Funded Activities of MEE	UNICEF	-	-	50,210	100,000	-
P-MEE001-100	Donor Funded Activities of MEE	UNITAR	17,049	254,163	20,000	-	-
P-MEE001-109	Climate Vulnerability & Risk Assessment	Italy	13,555,639	238,028	-	-	-

Office	Project name	Donor	2019 Actuals	2020 Revised	2021	2022 Approved	2023
1231	Environmental Protection Agency		160,528	46,721	300,000	-	-
P-EPA001-200	Water Resources and waste management Proj	UNEP	81,009	-	-	-	-
P-EPA001-300	Prep of the terminal phase out plan Proj	UNEP	28,914	-	100,000	-	-
P-EPA001-400	Donor Funded Activities of EPA	UNEP	25,825	995	100,000	-	-
P-EPA001-500	Green Fins Project	UNEP	8,624	-	100,000	-	-
P-EPA001-400	Donor Funded Activities of EPA	NGO	14,081	43,500	-	-	-
P-EPA001-400	Donor Funded Activities of EPA	UNDP	-	2,226	-	-	-
P-EPA001-400	Donor Funded Activities of EPA	UNICEF	2,075	-	-	-	-
1510	Ministry Of Gender, Family and Social Services		1,001,479	1,684,793	7,690,000	11,535,000	15,380,000
P-ACT006-001	Institut. gender responsive laws, prgrms and prtices	ADB	-	-	7,690,000	11,535,000	15,380,000
P-CRN001-010	Novel Coronavirus PP - Gender	UNICEF	-	359,085	-	-	-
P-CRN001-010	Novel Coronavirus PP - Gender	Canada	-	963,247	-	-	-
P-MOH015-200	UNICEF Projects -Ministry of Law&Gender	UNICEF	1,001,479	362,461	-	-	-

7.4 OTHER PROJECTS- LOANS 2019-2023

(IN MVR)

Office	Project name	Donor	2019 Actuals	2020 Revised	2021	2022 Approved	2023
Total			6,996,280	92,464,687	152,530,513	89,757,092	132,846,126
1272 Ministry of Finance			-	28,648,072	22,644,131	19,697,702	19,697,702
P-MFT009-100	Public Finance Management syst strengthening project	World Bank	-	28,648,072	22,644,131	19,697,702	19,697,702
1129 Ministry of Higher Education			-	-	51,279,250	8,546,542	51,279,250
P-MHE001-100	Enhancing Employment HC & ED	World Bank	-	-	51,279,250	8,546,542	51,279,250
1163 Ministry of Health			-	62,723,659	42,725,781	32,924,781	32,924,781
P-CRN001-014	COVID-19 Emergency Response and Health Systems Preparedness	World Bank	-	49,005,000	9,801,000	-	-
P-CRN001-014	COVID-19 Emergency Response and Health Systems Preparedness	AIIB	-	13,718,659	32,924,781	32,924,781	32,924,781
1202 Ministry of Economic Development			6,996,280	1,092,956	34,364,666	23,684,120	21,000,000
P-DEV001-003	Sasec national single window project	ADB	41,767	172,179	34,364,666	23,684,120	21,000,000
P-MED005-200	Micro enterprises development project	IDB	6,954,513	920,777	-	-	-
1233 Ministry of Fisheries, Marine Resources and Agriculture			-	-	1,516,685	4,903,947	7,944,393
P-ACT004-002	Maldives Agribusiness Project		-	-	1,516,685	4,903,947	7,944,393

8

Additional Information



8.1 MINISTRY OF FINANCE/ SPECIAL BUDGET

(IN MVR)

		2021	2022	2023
		Approved		
Total		8,180,270,661	13,343,792,718	9,312,210,889
211001	Salaries and Wages	-	500,000,000	749,340,000
	Implementing Minimum Wage	-	500,000,000	749,340,000
212014	Dependants' Allowance	3,300,000	3,300,000	3,300,000
	Allowances to Ex President - Maumoon Abdul Gayoom (monthly 75,000)	900,000	900,000	900,000
	Allowances to Ex President - Mohamed Nasheedh (monthly 50,000.00)	600,000	600,000	600,000
	Living Allowances to Ex President - Maumoon Abdul Gayoom (monthly 50,000.00)	600,000	600,000	600,000
	Living Allowances to Ex President - Mohamed Nasheedh (monthly 50,000.00)	600,000	600,000	600,000
	Living Allowances to Ex President - Mohamed Waheed Hassan Manik (monthly 50,000.00)	600,000	600,000	600,000
223002	Electricity	18,000,000	18,000,000	18,000,000
	Electricity bills - Government Buildings	18,000,000	18,000,000	18,000,000
223003	Water and Sanitation Services	500,000	500,000	500,000
	Water bills - Government Buildings	500,000	500,000	500,000
223016	Consultancy, Translation & Other Related Services	20,000,000	20,000,000	20,000,000
	Consultancy, Translation & Other Related Services Fees fo state lawyers for cases related to state	20,000,000	20,000,000	20,000,000
223023	Spending on Domestic and Overseas Travel Fairs	154,200,000	154,200,000	154,200,000
	Maldives Marketing and Public Relation Corporation	154,200,000	154,200,000	154,200,000
223024	Bank Charges and Commission	11,842,000	11,842,000	11,842,000
	P.O.S Terminal Fee & Payment Gateway	2,842,000	2,842,000	2,842,000
	Bank Charges and Commission	9,000,000	9,000,000	9,000,000
223025	Insurance	3,232,000	3,232,000	3,232,000
	Government Buildings Insurance	1,000,000	1,000,000	1,000,000
	Cabinet Ministers Health Insurance	2,232,000	2,232,000	2,232,000

	2021	2022	2023
	Approved		
223999 Other Administrative Services	170,600,000	158,600,000	138,600,000
Ex President Office Operating Expenses - Maumoon Abdul Gayoom (monthly 87,000)	2,100,000	2,100,000	2,100,000
Ex President Office Operating Expenses - Mohamed Nasheedh (monthly 87,000)	2,100,000	2,100,000	2,100,000
Ex President Office Operating Expenses - Mohamed Waheed Hassan Manik (monthly 87,000)	2,100,000	2,100,000	2,100,000
Medical Expenses - Ex Presidents	2,100,000	2,100,000	2,100,000
Valuations for Government Land & Buildings	15,000,000	15,000,000	15,000,000
Maldives Civil Aviation Authority Budget	20,000,000	20,000,000	20,000,000
Capital Market Development Authority Budget	13,200,000	13,200,000	13,200,000
Maldives Bar Council Budget	3,000,000	3,000,000	3,000,000
Maldives chartered Accountant Association Budget	3,000,000	3,000,000	3,000,000
Public Service Media - Administrative Budget	70,000,000	65,000,000	60,000,000
Expenses of Regional Sea-port and Airport Operations	30,000,000	15,000,000	-
Establishment of high speed ferry service at North	8,000,000	16,000,000	16,000,000
227001 Interest Payments to Government Agencies	143,399,280	141,508,628	139,570,000
Treasury Loan (MMA)	143,399,280	141,508,628	139,570,000
227002 Interest Payments to Domestic Sources	2,300,000	2,600,000	2,800,000
Domestic Loan	2,300,000	2,600,000	2,800,000
227003 Interest Payments to Foreign Sources	1,319,852,428	1,511,750,273	1,503,401,471
Bond	354,430,000	219,592,500	84,755,000
Pipeline Bond	556,686,250	720,417,500	720,417,500
Multilateral	182,200,000	199,700,000	216,100,000
Bilateral	32,800,000	74,700,000	90,500,000
Buyer credit	152,400,000	189,200,000	215,300,000
Pipeline Loan	37,289,285	102,479,478	169,415,813
Provision	4,046,893	5,660,795	6,913,158
227011 Discount on Treasury Bills	1,002,813,257	1,059,780,616	934,707,644
Fixed Coupon Bond	206,987,796	219,344,154	148,853,426
Pension Accrued Rights Bond	32,610,000	33,150,000	39,570,000
Maldivian Rufiyaa T-Bill	705,565,461	752,436,462	694,234,218
US Dollar T-Bill	38,800,000	36,800,000	34,800,000
Islamic Instruments	14,850,000	13,050,000	11,250,000
Provision	4,000,000	5,000,000	6,000,000

	2021	2022	2023
	Approved		
228001 Subsidies	94,000,000	-	-
Public Ferry Service	94,000,000	-	-
228007 Subscriptions & Fees to International Org.	7,759,260	7,759,260	7,759,260
SAP license	5,000,000	5,000,000	5,000,000
Credit Rating Fiscal Agency Fee	2,359,260	2,359,260	2,359,260
Annual Bloomberg Portal Fee	400,000	400,000	400,000
228009 Assistance to Associations & Social Organisations	29,429,452	38,006,877	32,336,517
Government Contribution to Political Parties 0.1%	29,429,452	38,006,877	32,336,517
228011 Electricity Subsidies	427,703,657	427,703,657	427,703,657
Electricity Subsidy	427,703,657	427,703,657	427,703,657
228013 Food Subsidies	365,248,137	365,000,000	365,000,000
Food Subsidy - STO	365,248,137	365,000,000	365,000,000
228025 Subsidies for Waste Management	30,000,000	30,000,000	30,000,000
Waste Management Subsidy - WAMCO	30,000,000	30,000,000	30,000,000
228999 Other Grants, Contributions & Subsidies	15,000,000	15,000,000	15,000,000
Contributions to Private Parties	15,000,000	15,000,000	15,000,000
281001 Losses from Government Agencies	100,000,000	100,000,000	100,000,000
Obligatory payments under law	100,000,000	100,000,000	100,000,000
292101 Budgeted Contingency Provision	1,395,289,687	1,788,792,034	1,537,081,047
Contingency	1,395,289,687	1,788,792,034	1,537,081,047
424001 Motor Vehicles	15,000,000	10,000,000	10,000,000
Purchase of vehicles for state use	15,000,000	10,000,000	10,000,000
441002 Cap. Contrib. to Profit-Oriented Public Agencies	1,359,614,372	596,693,562	511,993,562
Public Service Media	71,000,000	20,000,000	20,000,000
Maldives Hajj Corporation Limited	3,000,000	3,000,000	-
Maldives Sports Corporation Limited	5,000,000	-	-
Maldives Integrated Tourism Development Corporation	3,000,000	-	-
Business Center Corporation	11,000,000	15,000,000	15,000,000
Kahdhoo Airport Limited Company	18,000,000	18,000,000	1,800,000
Aasandha Private Limited	45,000,000	40,000,000	40,000,000
Maldives Funds Management Corporation Limited	37,000,000	37,000,000	-
Waste Management Corporation	51,665,100	-	-
SME Development Finance Corporation	400,000,000	-	-
Addu International Airport	120,000,000	60,138,000	60,138,000

	2021	2022	2023
	Approved		
Fahi Dhiriulhun Corporation Limited	26,893,710	30,000,000	-
State Electric Company	250,555,562	250,555,562	250,555,562
Island Aviation Services	200,000,000	-	-
Tradenet Maldives Corporation	7,500,000	13,000,000	14,500,000
Regional Airports	110,000,000	110,000,000	110,000,000
442001 Capital held in Multilateral Institutions	21,268,131	21,730,731	21,730,731
IDB	2,224,785	2,224,785	2,224,785
ICIEC	2,611,250	2,611,250	2,611,250
IDA	88,477	88,477	88,477
UNDP	4,626,000	5,088,600	5,088,600
ICD	1,548,309	1,548,309	1,548,309
AIIB	2,137,800	2,137,800	2,137,800
ISFD	3,054,000	3,054,000	3,054,000
ITFC	3,081,231	3,081,231	3,081,231
ESCAP	1,527,000	1,527,000	1,527,000
SFTC	369,279	369,279	369,279
721999 Short Term Dom. Loan Repmt.-Other	343,000,000	343,000,000	343,000,000
T-bill	300,000,000	300,000,000	300,000,000
Islamic instruments	40,000,000	40,000,000	40,000,000
Provision	3,000,000	3,000,000	3,000,000
723002 Long Term Dom. Loan Repmt.-State Fin.Institutions	79,810,000	584,505,080	588,140,000
Treasury Loan (MMA)	77,910,000	79,805,080	81,740,000
Fixed Coupon Bond	-	502,000,000	503,000,000
Domestic Loan	1,400,000	1,200,000	900,000
Provision	500,000	1,500,000	2,500,000
723003 Long Term Dom. Loan Repmt.-Individuals	62,460,000	71,070,000	68,080,000
Pension Accrued Rights Bond	61,960,000	70,570,000	67,580,000
Provision	500,000	500,000	500,000
725001 Long Term For. Loan Repmt.-Multilateral	372,589,000	372,791,000	417,231,000
Multilateral	368,900,000	369,100,000	413,100,000
Provision	3,689,000	3,691,000	4,131,000
725002 Long Term For. Loan Repmt.-Bilateral Govt.	181,699,000	391,173,000	414,908,000
Foreign	179,900,000	387,300,000	410,800,000
Provision	1,799,000	3,873,000	4,108,000
725004 Long Term For. Loan Repmt.-Foreign Individuals	430,361,000	4,595,254,000	742,754,000

	2021	2022	2023
	Approved		
Buyer credit	426,100,000	735,400,000	735,400,000
Bank	-	3,852,500,000	-
Provision	4,261,000	7,354,000	7,354,000

8.2 MINISTRY OF FINANCE/ PENSION BUDGET 2021 - 2023

(IN MVR)

		2021	2022	2023
		Approved		
Total		1,340,000,000	1,400,000,000	1,500,000,000
213001	Basic Pensions	1,008,724,510	1,035,553,064	1,068,476,076
	Pension payments for 20,40,60	71,332,510	66,817,064	66,140,076
	Basic Pension	937,392,000	968,736,000	1,002,336,000
213002	Retirement Benefits and Gratuities	8,621,200	8,621,200	8,621,200
	Retirement Benefits	8,621,200	8,621,200	8,621,200
213003	Retirement benefits paid upon Retirement	74,284,319	67,416,798	94,582,523
Payments to additional pensioners in 2021				
	Civil Service Commission	4,555,517	8,780,879	8,713,644
	Presidents Office	524,504	615,137	669,849
	Ministry of Defence	911,967	628,898	552,099
	Maldives Police Service	31,355,806	54,860,122	80,911,876
	Maldives Customs Service	27,712,480	1,360,400	2,095,200
	Auditor General's Office	1,115,000	-	-
	Judicial Service Commission	7,329,900	741,500	1,281,133
	Prosecutor General's Office	25,450	129,677	36,385
	Elections Commission	152,768	-	-
	Maldives National University	600,927	300,185	322,337
213004	Monthly Payment to the Retired	248,369,971	288,408,938	328,320,201
Monthly Payment to the Retired 2020		191,047,621	218,287,710	242,632,605
Monthly Payment to the Retired 2021				
	Civil Service Commission	4,460,420	12,885,485	16,057,815
	Presidents Office	115,128	654,074	1,006,225
	Ministry of Defence	19,173,102	23,727,157	23,482,194
	Maldives Police Service	18,813,484	29,624,466	40,455,937
	Maldives Customs Service	12,470,616	408,120	628,560
	Auditor General's Office	669,000	669,000	669,000
	Judicial Service Commission	736,794	70,475	126,403

	2021	2022	2023
	Approved		
Prosecutor General's Office	213,189	321,369	396,069
Anti-Corruption Commission	240,000	240,000	240,000
Elections Commision	96,798	74,412	29,640
People's Majlis	123,406	987,842	1,879,920
Maldives National University	210,413	458,828	715,833

NEW POLICY INITIATIVES 2021 - 2023

(IN MVR)

		2021	2022	2023
		Approved		
Total		861,824,140	890,557,317	947,628,689
1242	People's Majlis	4,520,000	1,892,816	1,892,816
	Maintenance of the new 13-storey building.	1,892,816	1,892,816	1,892,816
	Development of Library and Archive	600,000	-	-
	Development of Information Technology	2,027,184	-	-
1008	Maldives Custom Service	14,930,285	5,025,283	3,250,000
	Enhancement of the system to monitor imported goods	4,900,000	800,000	-
	Begin Customs Operations at the International Seaport I GDh. Thinadhoo	3,359,832	1,500,000	1,500,000
	Establishment of facilities to prevent terrorism and money laundering	3,170,453	975,283	-
	Improve Surveillance, Monitoring and Checking to prevent the inflow of drugs	3,500,000	1,750,000	1,750,000
1012	Ministry of Defense	1,993,100	1,993,100	1,993,100
	Establishment of the Anti-Trafficking in Persons Office	1,993,100	1,993,100	1,993,100
1013	Maldives National Defense Force	28,460,767	27,229,542	700,000
	Procurement of Sea Ambulance	15,000,000	15,000,000	-
	Upgrading the FRS Old Fleet	10,070,767	11,529,542	-
	Equipping the Maritime Information Fusion Center	1,500,000	-	-
	Radar Station with Maritime Surveillance Capability	1,000,000	-	-
	Rescure and Salvage Capability Enhancement	500,000	500,000	500,000
	Enhancement of Maritime Fusion Capability	240,000	-	-
	Procurement of Salvage Equipment	150,000	200,000	200,000
1014	National Disaster Management Authority	1,000,000	1,000,000	-
	Establishment of a Disaster Management Information System	1,000,000	1,000,000	-
1016	Ministry of Home Affairs	16,550,767	18,709,542	12,329,542
	Establishment of an Inter-Operable Criminal Justice Data System	6,480,000	7,180,000	800,000
	Operationalizing the National Re-integration and Rehabilitation Center	10,070,767	11,529,542	11,529,542
1027	Maldives Police Service	23,908,000	25,880,000	22,544,500
	Acquiring Body-worn Cameras	4,950,000	7,000,000	7,000,000
	Marine Fleet Expansion	5,000,000	5,000,000	7,134,500
	Operationalizing the National College of Policing and Law Enforcement	6,548,000	4,000,000	1,000,000

		2021	2022	2023
		Approved		
	Implementation of the Action Plan to Minimise the Inflow of Drugs and Drug Abuse	7,410,000	9,880,000	7,410,000
1029	Maldives Immigration	500,000	400,000	400,000
	Expansion of Operations in Regional Seaports and Airports	500,000	400,000	400,000
1058	Ministry of Education	61,500,000	42,200,000	20,200,000
	Enhancing Remote-Learning	5,000,000	5,000,000	-
	Educational Development in 5 regions	50,000,000	35,000,000	20,000,000
	Establishment of Satellite School	4,000,000	2,000,000	-
	Relocating School Zone Offices to 5 regions	2,500,000	200,000	200,000
1129	Ministry of Higher Education	11,630,000	8,000,000	3,000,000
	Re-skilling Job-seekers	6,350,000	5,000,000	-
	Delivery of trainings required for resort management	3,000,000	3,000,000	3,000,000
	Establishment of an Integrated Higher Education Information Management System	2,280,000	-	-
1142	Maldives Qualification Authority	361,664	-	-
	Revision of the Maldives National Qualification Framework	361,664	-	-
1147	Ministry of Foreign Affairs	4,354,772	6,532,158	-
	UN General Assembly Presidential Campaign	4,354,772	6,532,158	-
1163	Ministry of Health	234,949,725	16,000,000	6,000,000
	Eradication of Covid-19	200,000,000	10,000,000	5,000,000
	Establishment of the Health Information Management System	10,000,000	5,000,000	-
	Expansion of the Mobile Laboratory	10,000,000	-	-
	Establishment of GP Program in Maldives	4,402,975	-	-
	Expansion of Outreach Services	3,891,750	-	-
	Establishment of the Mental Health Center Units in the atolls	3,600,000	1,000,000	1,000,000
	Expansion of the National Ambulance Service	1,500,000	-	-
	Establishment of the National Healthcare Accreditation System	1,055,000	-	-
	Improving efficiency of Medical Procurement	500,000	-	-
1164	Health Protection Agency	6,016,800	5,250,000	5,250,000
	Integration of the National Covid-19 Control Program to HPA	3,750,000	5,000,000	5,000,000
	Awareness Campaign on NDC	1,000,000	-	-
	Awareness Campaign on Generic Medicine Prescription	866,800	-	-
	Expansion of Operations in Regional Seaports and Airports	400,000	250,000	250,000
1186	Dhamanaveshi	1,140,000	-	-
	Enhancement of Primary Healthcare System	1,140,000	-	-
1191	Maldives Food and Drug Authority	3,333,173	500,000	500,000

		2021	2022	2023
		Approved		
	Expansion of the National Health Laboratory Service	3,333,173	500,000	500,000
1192	National Drug Agency	6,160,000	7,380,000	6,160,000
	Conduction of the NDA Wellness Program in Hulhumale	2,500,000	2,500,000	2,500,000
	Implementation of the Action Plan to Minimise the Inflow of Drugs and Drug Abuse	3,660,000	4,880,000	3,660,000
1202	Ministry of Economic Development	201,198,854	589,361,331	792,501,331
	Provision of Capital to expand operations of the AgroNational Corporation	84,000,000	28,000,000	28,000,000
	Promotion Activities of Invest Maldives	39,220,874	11,000,000	5,000,000
	Promotion of Strategic Projects of Invest Maldives	8,000,000	8,000,000	8,000,000
	Establishment of the National One-Stop Shop Service	42,000,000	25,200,000	-
	Construction of the JobCenter Building in Hulhumale' and commence service provision	4,204,435	1,261,331	1,261,331
	Implementation of Minimum Wage	660,000	500,660,000	750,000,000
	Upgrading IT Infrastructure	3,873,545	-	-
	Decentralization of Government work and jobs	18,000,000	15,000,000	-
	Enhancement of the Labour Relations Authority	1,240,000	240,000	240,000
1211	National Center for the Arts	900,000	-	-
	Art Camp and Performances In Male' and Atolls	900,000	-	-
1215	Ministry of Youth, Sports and Community Empowerment	2,137,500	5,700,000	6,412,500
	Procurement of equipment required for the maintenance of football grounds	2,137,500	5,700,000	6,412,500
1224	Ministry of National Planning, Housing and Infrastructure	15,000,000	-	-
	Technical Monitoring of PSIP Projects	15,000,000	-	-
1229	Ministry of Environment	45,961,827	14,327,755	-
	Home Solar PV Program	20,817,000	10,408,500	-
	Management of Protected Areas	1,716,000	-	-
	Waste Management Enhancement in Baa Atoll	8,868,134	2,956,045	-
	Provision of Waste Management Equipment to Zone 1 Islands	14,560,693	963,210	-
1233	Ministry of Fisheries, Marine Resources and Agriculture	9,868,058	3,618,150	3,618,150
	Promotion of Maldivian Fisheries and Fish Products	3,249,908	-	-
	Establishment of the Maritime System and Maintenance	3,000,000	-	-
	Operation of Maniyafushi	3,618,150	3,618,150	3,618,150
1238	National Center for Information Technology	39,136,998	43,300,890	33,920,000
	Government Digital Service	15,000,000	15,000,000	7,500,000
	Office Automation Licence	15,420,000	15,420,000	15,420,000
	Digital Identification	5,000,000	11,000,000	11,000,000
	Government As A Platform (GAAP) Project	1,209,134	806,090	-
	E-admin system	1,378,602	590,830	-


		2021	2022	2023
		Approved		
	Digital Identity (E- faas) Project	1,129,262	483,970	-
1239	Communications Authority of Maldives	1,500,000	300,000	300,000
	Procurement of Equipemt to Monitor the Speed of the Internet	1,500,000	300,000	300,000
1240	Ministry of Islamic Affairs	4,270,000	-	-
	Degree Program for Imams	2,920,000	-	-
	Protection of Values of Moderate Islam	500,000	-	-
	Establishment of the E-Hajj and Umra Portal	550,000	-	-
	Development of Software for Zakat Collection	300,000	-	-
1257	Prosecutor General's Office	725,000	-	-
	Establishment of Video Conferencing Systems in the Branches	725,000	-	-
1265	Ministry of Finance - Special Budget	59,665,100	46,000,000	16,000,000
	High Speed Ferry Services in the Northern Islands	8,000,000	16,000,000	16,000,000
	Expansion of Regional Sea Port and Airport Operations	30,000,000	30,000,000	-
	Provision of Vehicles and Equipment to WAMCO for the operations of Vandhoo	21,665,100	-	-
1271	National Cultural Heritage Protection Center	1,500,000	-	-
	Project to add Maldivian Coral Stone Mosques to the World Heritage List	1,500,000	-	-
1276	Local Government Authority	9,300,000	9,300,000	-
	Development of Land-use Plans in all Islands	9,300,000	9,300,000	-
1498	Aviation Security Command	1,800,000	-	-
	Installation of X-ray Simulator Systems	1,800,000	-	-
1510	Ministry of Gender, Family and Social Protection	46,778,000	10,278,000	10,278,000
	Relocation program to atolls for those affected by Covid-19	25,000,000	-	-
	Implementation of the Action Plan to Minimise the Inflow of Drugs and Drug Abuse	7,000,000	5,000,000	5,000,000
	Create a better environment children under the guardianship of the state	4,500,000	-	-
	Ease of public access to Social Services	7,000,000	4,000,000	4,000,000
	Establishment of Case Management Database and Reporting System	2,000,000	-	-
	Implementation of Gender Equality Action Plan	1,278,000	1,278,000	1,278,000
1522	National Counterterrorism Center	773,750	378,750	378,750
	Operation of Counter Terrorism Intelligence Fusion Center	395,000	-	-
	National Action Plan on Preventing and Countering Violent Extremism	378,750	378,750	378,750

8.4 EMPLOYEE EMOLUMENTS IN BUDGET 2021

(IN MVR)

	POLITICAL		CIVIL SERVICE		IN UNIFORM		ELECTED		APPOINTEES		INDEPENDENT INSTITUTIONS		CONTRACT		OTHER		TOTAL	
	Amount	MVR	Amount	MVR	Amount	MVR	Amount	MVR	Amount	MVR	Amount	MVR	Amount	MVR	Amount	MVR	Amount	MVR
Total	967	382,944,545	23,039	3,623,465,857	9,399	2,154,479,776	89	88,518,510	202	73,986,865	4,139	782,778,403	5,728	1,262,344,185	66	14,771,832	43,029	8,383,289,973
S01	424	104,933,331	-	-	-	-	2	2,106,000	-	-	-	-	34	8,197,552	1	519,000	461	115,755,883
S02	-	-	-	-	-	-	87	86,412,510	3	1,629,000	182	41,612,669	-	-	-	-	272	129,654,179
S04	-	-	-	-	-	-	-	-	51	32,730,956	1,900	325,419,781	-	-	-	-	1,951	358,150,737
S03	-	-	-	-	-	-	-	-	4	1,962,000	31	7,450,415	-	-	2	244,000	37	9,656,415
S05	-	-	-	-	-	-	-	-	5	2,661,000	55	9,799,314	-	-	-	-	60	12,400,314
S06	-	-	-	-	-	-	-	-	5	2,661,000	67	15,678,446	3	172,383	-	-	75	18,511,829
S07	-	-	-	-	-	-	-	-	5	2,606,514	74	15,344,466	-	-	-	-	79	17,950,980
S08	-	-	-	-	-	-	-	-	5	2,661,000	97	22,709,856	-	-	-	-	102	25,370,856
S09	-	-	-	-	-	-	-	-	1	795,000	172	40,031,610	-	-	6	234,000	179	41,060,610
S10	-	-	-	-	-	-	-	-	2	1,386,000	181	48,471,039	-	-	1	30,000	184	49,887,039
S11	-	-	-	-	-	-	-	-	8	2,484,000	334	69,521,352	-	-	-	-	342	72,005,352
S12	-	-	-	-	-	-	-	-	7	2,231,760	20	3,357,264	-	-	-	-	27	5,589,024
S13	-	-	16	2,469,832	-	-	-	-	15	999,000	-	-	-	-	-	-	31	3,468,832
S14	-	-	-	-	-	-	-	-	7	3,651,000	24	4,091,550	-	-	-	-	31	7,742,550
S15	-	-	-	-	-	-	-	-	5	1,961,160	15	2,596,512	-	-	-	-	20	4,557,672
S16	-	-	-	-	-	-	-	-	7	1,137,000	50	8,812,113	-	-	-	-	57	9,949,113
S17	-	-	-	-	-	-	-	-	1	645,000	18	2,876,520	-	-	-	-	19	3,521,520
S18	-	-	-	-	-	-	-	-	5	2,343,000	29	4,940,239	-	-	-	-	34	7,283,239
S44	-	-	-	-	-	-	-	-	8	100,000	16	3,320,364	-	-	-	-	24	3,420,364
S35	3	1,629,000	104	26,018,677	-	-	-	-	3	963,000	-	-	-	-	-	-	110	28,610,677
S56	-	-	-	-	-	-	-	-	3	360,000	11	3,000,942	-	-	-	-	14	3,360,942
S57	-	-	-	-	-	-	-	-	1	439,430	10	2,103,593	-	-	-	-	11	2,543,023
S20	10	4,092,000	138	24,384,743	-	-	-	-	7	1,311,000	-	-	25	5,878,434	21	1,776,000	201	37,442,177
S37	-	-	-	-	-	-	-	-	-	-	-	-	-	-	3	3,300,000	3	3,300,000
S21	6	2,334,000	51	8,510,200	-	-	-	-	-	-	-	-	-	-	-	-	57	10,844,200
S55	-	-	568	126,518,231	-	-	-	-	-	-	-	-	-	-	-	-	568	126,518,231

	POLITICAL			CIVIL SERVICE			IN UNIFORM			ELECTED			APPOINTEES			INDEPENDENT INSTITUTIONS			CONTRACT			OTHER			TOTAL	
	Amount	MVR		Amount	MVR		Amount	MVR		Amount	MVR		Amount	MVR		Amount	MVR		Amount	MVR		Amount	MVR		Amount	MVR
S45	-	-	-	103	11,499,352	3,354	818,079,150	-	-	-	-	-	-	-	-	-	-	-	161	24,437,930	-	-	-	-	3,618	854,016,432
S47	1	555,800	4	529,728	297	65,911,672	-	-	-	-	-	-	-	-	-	-	-	-	3	909,000	-	-	-	-	305	67,906,200
S63	3	1,199,400	22	3,404,115	-	-	-	-	-	-	-	-	-	-	-	-	-	-	-	-	-	-	-	-	25	4,603,515
S22	13	5,199,685	109	16,731,703	-	-	-	-	-	-	-	-	-	-	-	-	-	-	58	4,311,240	-	-	-	-	180	26,242,628
S39	-	-	-	-	-	-	4,392	955,691,436	-	-	-	-	-	-	-	-	-	-	-	-	-	-	-	-	4,392	955,691,436
S46	-	-	-	-	-	-	625	133,406,164	-	-	-	-	-	-	-	50	7,409,356	-	67	14,061,875	-	-	-	-	742	154,877,395
S40	-	-	-	-	-	-	731	181,391,354	-	-	-	-	-	-	-	-	-	-	-	-	-	-	-	-	731	181,391,354
S23	12	5,073,600	10,847	1,587,116,734	-	-	-	-	-	-	-	-	-	-	-	-	-	-	2,213	351,077,461	17	3,353,368	-	-	13,089	1,946,621,163
S48	10	4,706,808	156	20,111,153	-	-	-	-	-	-	-	-	-	-	-	-	-	-	83	5,706,680	14	1,351,137	-	-	263	31,875,778
S24	-	-	-	-	-	-	-	-	-	-	-	-	1	160,000	114	24,275,149	-	-	-	-	-	1	3,964,327	-	116	28,399,476
S25	-	-	-	-	-	-	-	-	-	-	-	-	5	27,640,445	689	120,015,853	-	-	6	1,373,493	-	-	-	-	700	124,153,391
S26	108	150,508,455	149	70,353,307	-	-	-	-	-	-	-	-	-	-	-	-	-	-	104	24,419,115	-	-	-	-	361	245,280,877
S27	146	30,613,616	4,562	675,501,733	-	-	-	-	-	-	-	-	-	-	-	-	-	-	1,186	398,923,012	-	-	-	-	5,894	1,105,038,361
S58	6	1,241,707	440	69,402,190	-	-	-	-	-	-	-	-	-	-	-	-	-	-	114	41,360,069	-	-	-	-	560	112,003,966
S59	4	867,558	364	65,979,969	-	-	-	-	-	-	-	-	-	-	-	-	-	-	79	33,304,875	-	-	-	-	447	100,152,402
S42	10	1,605,105	1,431	329,495,113	-	-	-	-	-	-	-	-	-	-	-	-	-	-	1,077	290,098,656	-	-	-	-	2,518	621,198,874
S41	2	732,000	74	11,758,190	-	-	-	-	-	-	-	-	7	168,000	-	-	-	-	1	300,600	-	-	-	-	84	12,958,790
S28	13	5,001,000	179	28,691,947	-	-	-	-	-	-	-	-	5	681,000	-	-	-	-	39	9,495,576	-	-	-	-	236	43,869,523
S50	15	5,193,660	82	12,143,697	-	-	-	-	-	-	-	-	-	-	-	-	-	-	-	-	-	-	-	-	97	17,337,357
S29	13	4,767,000	41	6,917,449	-	-	-	-	-	-	-	-	-	-	-	-	-	-	8	1,776,000	-	-	-	-	62	13,460,449
S30	51	11,307,000	289	29,150,014	-	-	-	-	-	-	-	-	-	-	-	-	-	-	97	8,062,595	-	-	-	-	437	48,519,609
S52	21	6,858,360	186	21,318,914	-	-	-	-	-	-	-	-	5	873,000	-	-	-	-	7	1,148,340	-	-	-	-	219	30,198,614
S31	27	9,596,160	790	110,668,850	-	-	-	-	-	-	-	-	-	-	-	-	-	-	300	28,573,785	-	-	-	-	1,117	148,838,795
S51	14	4,896,300	81	12,122,044	-	-	-	-	-	-	-	-	4	24,000	-	-	-	-	27	4,838,562	-	-	-	-	126	21,880,906
S32	11	3,743,000	160	25,013,966	-	-	-	-	-	-	-	-	-	-	-	-	-	-	17	1,881,213	-	-	-	-	188	30,638,179
S33	11	4,455,000	803	122,483,586	-	-	-	-	-	-	-	-	14	1,323,000	-	-	-	-	-	-	-	-	-	-	828	128,261,586
S34	12	4,530,000	311	59,305,002	-	-	-	-	-	-	-	-	1	108,000	-	-	-	-	-	-	-	-	-	-	324	63,943,002
S36	21	7,305,000	979	145,865,418	-	-	-	-	-	-	-	-	2	168,000	-	-	-	-	19	2,035,739	-	-	-	-	1,021	155,374,157



9

Budget in GFS Format

9.1 SUMMARY OF CENTRAL GOVERNMENT FINANCE, 2012 - 2023
(In million Rufiyaa)

Particulars	2012	2013	2014	2015	2016	2017	2018	2019	2020	2021	2022	2023
	Actual	Actual	Actual	Actual	Actual	Actual	Actual	Actual	Revised	Approved	Approved	Approved
Total Revenue & Grants	10,138.1	11,900.7	15,164.2	17,306.2	18,578.1	20,258.6	22,223.0	23,231.9	14,692.8	21,128.5	23,076.6	27,650.2
Total Revenue	9,771.4	11,783.1	14,999.0	16,669.3	18,325.0	19,914.9	21,403.2	22,077.0	12,568.5	18,917.0	20,833.4	25,499.7
Current Revenue	9,723.4	11,515.0	14,874.8	16,549.0	17,455.6	19,337.3	21,037.0	22,021.6	12,554.0	17,740.2	20,456.8	25,122.1
Capital Revenue	48.1	268.1	124.1	120.3	869.4	577.6	366.2	55.4	14.5	1,176.8	376.6	377.5
Grants	366.7	117.7	165.3	636.9	253.1	343.8	819.8	1,154.9	2,124.3	2,211.5	2,243.3	2,150.5
Total Expenditure & Net Lending	13,110.0	13,530.8	16,417.2	21,336.9	25,263.0	22,420.2	26,418.7	28,919.5	30,566.6	33,440.5	38,314.0	37,939.4
Total Expenditure	13,200.2	13,666.3	16,539.4	21,440.9	25,306.5	22,497.6	26,522.3	28,994.7	30,627.7	33,431.5	38,598.4	38,250.3
Current expenditure	10,316.5	11,573.2	13,960.0	16,733.7	16,141.0	14,955.2	18,268.0	21,372.0	20,876.9	21,638.1	22,099.6	22,618.2
Capital expenditure	2,883.7	2,093.0	2,579.4	4,707.2	9,165.5	7,542.4	8,254.3	7,622.8	9,750.7	11,793.4	16,498.8	15,632.1
Net lending	(90.2)	(135.5)	(122.2)	(104.0)	(43.5)	(77.4)	(103.6)	(75.2)	(61.1)	9.0	(284.4)	(310.9)
Overall Balance (Surplus/Deficit) / 1	(2,971.9)	(1,765.5)	(1,375.1)	(4,134.7)	(6,728.4)	(2,238.9)	(4,299.3)	(5,762.9)	(15,934.8)	(12,303.0)	(15,521.8)	(10,600.1)
Primary Balance (Surplus/Deficit)	(1,864.8)	(808.8)	(396.8)	(2,787.0)	(5,546.1)	(1,142.0)	(2,859.1)	(4,222.1)	(14,226.8)	(9,834.7)	(12,806.1)	(8,019.6)
Overall Balance excluding grants	(3,338.6)	(1,883.2)	(1,540.4)	(4,771.6)	(6,981.5)	(2,582.7)	(5,119.1)	(6,917.8)	(18,059.1)	(14,514.5)	(17,765.0)	(12,750.6)
Current balance	(593.1)	(58.2)	914.9	(184.8)	1,314.6	4,382.1	2,769.0	649.6	(8,322.9)	(3,897.9)	(1,642.8)	2,504.0
Financing	2,971.9	1,765.5	1,375.1	4,134.7	6,728.4	2,238.9	4,299.9	5,762.9	15,934.8	12,303.0	15,521.8	10,600.1
Foreign financing	772.2	472.6	(370.6)	(297.8)	1,931.9	3,041.8	5,712.8	936.1	6,455.6	9,020.8	9,119.1	7,993.1
Domestic financing	2,199.7	1,293.0	1,745.8	4,432.5	4,796.5	(802.9)	(1,412.9)	4,826.8	9,479.1	3,282.2	6,402.7	2,607.0
Memorandum Items:												
Nominal GDP	44,345	50,633	56,867	61,566	64,919	75,052	81,994	86,788	57,942	66,372	83,789	90,442
Deficit as a % of GDP	-6.7%	-3.5%	-2.4%	-6.7%	-10.4%	-3.0%	-5.2%	-6.6%	-27.5%	-18.5%	-18.5%	-11.7%

1/ From 2013 : Overall Balance (Surplus/Deficit)- As per GFS 2014 (netlending taken to financing)

*Rebased Nominal GDP (2004-2018) as at Oct 2017

Source: Ministry of Finance and Treasury

9.2 CENTRAL GOVERNMENT REVENUE AND GRANTS, 2012 - 2023
(In million Rufiyaa)

Particulars	2012 Actual	2013 Actual	2014 Actual	2015 Actual	2016 Actual	2017 Actual	2018 Actual	2019 Actual	2020 Revised	2021 Approved	2022 Approved	2023 Approved
Total Revenue and grants /1	10,138.1	11,900.7	15,164.2	17,306.2	18,578.1	20,258.6	22,223.0	23,231.9	14,692.8	21,128.5	23,076.6	27,650.2
Total Revenue	9,771.4	11,783.1	14,999.0	16,669.3	18,325.0	19,914.9	21,403.2	22,077.0	12,568.5	18,917.0	20,833.4	25,499.7
Current Revenue	9,723.4	11,515.0	14,874.8	16,549.0	17,455.6	19,337.3	21,037.0	22,021.6	12,554.0	17,740.2	20,456.8	25,122.1
Tax revenue	6,880.1	8,872.8	10,837.9	12,270.6	13,293.0	14,742.4	15,833.9	16,530.5	10,138.2	10,895.4	14,401.1	18,186.8
Import duty	1,369.0	1,575.9	1,975.2	2,346.4	2,487.4	2,799.4	3,148.8	3,412.3	2,243.2	2,985.3	3,570.4	3,811.2
Tourism Tax	804.7	861.6	804.8	0.6	0.2	0.0	0.0	-	-	-	-	-
Bank profit tax	313.2	355.0	482.4	512.7	491.7	649.9	564.1	614.0	953.7	589.6	569.9	559.0
GST on Tourism	1,553.6	2,154.7	3,001.8	4,150.3	3,920.7	4,198.5	4,783.3	4,903.4	1,957.6	2,640.2	4,183.4	6,244.5
Goods and Services Tax	1,005.7	1,538.4	1,512.9	1,904.2	2,328.1	2,683.0	2,906.1	2,844.9	1,873.9	2,036.2	2,149.1	2,591.7
Airport Service Charge	299.9	350.3	432.0	496.7	537.5	706.2	644.8	731.1	268.1	531.1	867.7	1,128.0
Business Profit Tax	1,401.3	1,881.0	2,471.4	2,673.6	2,748.0	2,677.1	2,710.4	2,898.7	2,411.0	1,316.1	2,000.7	2,568.6
Green Tax /3	-	-	-	36.7	623.1	696.2	810.5	850.6	321.4	616.6	856.7	1,071.1
Royalties /2	76.6	101.4	89.1	78.6	74.1	77.1	76.5	90.2	25.3	81.1	90.5	103.4
Income Tax /4	-	-	-	-	-	-	-	-	70.3	95.2	108.5	104.9
Other	56.1	54.6	68.3	70.8	82.4	255.0	189.3	185.3	13.7	4.2	4.4	4.4
Nontax revenue	2,843.3	2,642.1	4,037.0	4,278.3	4,162.6	4,594.9	5,203.1	5,491.1	2,415.8	6,844.7	6,055.7	6,935.4
Entrepreneurial & property income	1,814.9	1,712.2	2,432.7	1,859.7	2,133.0	2,520.9	2,688.5	2,693.2	1,122.2	2,788.7	2,734.0	3,226.1
Net Sales to Public Enterprises	633.3	475.9	781.9	488.7	627.9	796.5	960.4	773.7	603.0	796.4	1,235.0	1,551.1
State Trading Organisation	-	-	-	-	-	0.8	-	1.7	54.4	56.7	62.7	68.9
Dhivehi Rajjееge Gulhun Ltd.(Dhiraagu)	254.5	156.9	325.0	303.7	337.1	458.2	375.5	320.8	249.7	265.2	348.1	365.5
Maldives Post Limited	-	-	-	0.2	1.4	24.5	-	-	-	3.7	4.8	6.0
Maldives Monetary Authority	205.3	188.0	266.4	24.3	82.0	67.2	93.7	150.0	167.1	40.0	40.0	40.0
Island Aviation Services Limited	9.0	-	-	-	10.0	-	27.6	-	-	-	-	-
Maldives Transport & Contracting Co.	-	-	-	-	-	23.4	-	-	10.3	15.5	20.6	25.8
Maldives Ports Authority/ Maldives Ports Limited	39.4	76.2	33.8	60.0	60.0	55.2	-	-	-	33.6	38.6	61.2
Bank of Maldives	-	3.8	17.9	50.1	53.2	62.6	68.8	75.1	-	115.8	71.1	76.6
Maldives Airports Company Ltd	-	-	120.0	-	-	-	-	75.0	-	-	407.6	668.1

Housing Development Corporation	11.1	-	11.1	-	-	-	-	-	-	-	-	-	-
Maldives Water & Sewerage Company	95.2	43.0	-	30.9	57.5	89.0	101.2	100.0	99.7	131.9	92.6	69.6	-
Housing Development Finance Corporation	18.9	7.8	7.8	19.5	26.7	15.6	20.8	19.5	21.5	19.3	20.3	21.3	-
Thilafushi Corporation Limited	-	-	-	-	-	-	272.8	-	-	-	-	-	-
Other	-	-	-	-	-	-	-	31.6	0.3	114.6	128.5	148.1	-
Land & resort rent	1,110.0	1,185.4	1,617.6	1,336.9	1,469.1	1,614.0	1,640.1	1,759.8	491.4	1,989.1	1,459.5	1,635.5	-
Resort lease rent	1,031.2	1,106.3	1,534.5	1,247.0	1,357.4	1,488.6	1,526.0	1,654.2	442.9	1,897.7	1,368.1	1,539.1	-
Land rent	78.8	79.0	83.1	89.9	111.7	125.4	114.1	105.6	48.5	91.4	91.4	96.4	-
Interest	71.6	50.9	33.1	34.1	36.0	110.4	88.0	159.7	27.8	3.2	39.5	39.5	-
Administrative fees & charges	727.6	583.5	1,084.4	1,831.1	1,401.5	1,204.4	1,298.4	1,481.7	828.2	1,832.1	2,029.9	2,158.7	-
Permit fee	420.2	278.1	716.3	1,419.4	959.1	683.5	686.1	884.1	420.1	1,244.1	1,545.2	1,600.0	-
Telecommunication Licence Fees	127.3	120.0	149.3	158.7	199.2	218.8	202.4	230.3	104.8	506.2	521.3	535.2	-
Other govt permit fees	292.9	158.0	567.1	1,260.7	759.9	464.8	483.8	653.8	315.3	737.9	1,023.9	1,064.8	-
Administrative fees	102.5	88.1	107.6	128.1	144.1	188.4	221.1	196.0	131.3	183.2	199.8	201.3	-
Airport Landing Charges	4.0	1.3	0.3	1.4	0.1	0.0	0.9	0.3	-	1.4	2.6	2.8	-
Registration and licence fee	88.1	83.2	99.3	115.4	138.6	173.2	211.3	183.1	129.5	173.3	186.8	187.9	-
Exam fees	10.5	3.6	8.0	11.3	5.4	15.2	8.9	12.6	1.9	8.5	10.3	10.6	-
Building rent	21.4	23.7	23.9	24.0	25.7	49.3	59.7	64.4	32.4	56.7	55.7	54.2	-
Govt.Building rent	16.9	20.6	22.1	23.3	21.6	42.5	45.9	54.5	29.0	49.9	50.6	48.3	-
Goifaa Labba	4.5	3.2	1.8	0.7	4.1	6.8	13.8	9.8	3.4	6.8	5.0	5.8	-
Non-industrial sales	183.5	193.5	236.6	259.5	272.7	283.2	331.4	337.2	244.3	348.1	229.3	303.3	-
Work Permit	-	-	-	-	-	-	-	-	-	-	-	-	-
Residential Permit Fee	183.5	193.5	236.6	259.5	272.7	283.2	331.4	337.2	244.3	348.1	229.3	303.3	-
Fine & Forfeits	103.4	109.0	256.6	269.2	327.0	244.0	277.8	235.3	102.5	43.9	33.2	32.4	-
Other	197.3	237.4	263.3	318.3	301.1	625.6	938.4	1,080.9	363.0	2,180.1	1,258.6	1,518.1	-
Fund	91.0	118.9	164.5	172.4	169.3	-	-	-	-	-	-	-	-
Printed Material	0.3	0.3	0.3	0.2	0.6	1.2	0.6	0.4	0.1	0.2	0.2	0.2	-
Passport	17.9	20.4	26.5	45.9	43.0	41.6	47.6	52.2	12.3	42.9	44.2	45.5	-
Airport Development Fee	-	-	-	-	-	317.1	659.3	733.7	270.4	529.2	864.6	1,124.0	-
Other	88.1	97.9	72.0	99.8	88.2	265.7	230.9	294.6	80.3	1,607.8	349.6	348.4	-
Capital revenue (sale of assets)	48.1	268.1	124.1	120.3	869.4	577.6	366.2	55.4	144.5	1,176.8	376.6	377.5	-

Grants	366.7	117.7	165.3	636.9	253.1	343.8	819.8	1,154.9	2,124.3	2,211.5	2,243.3	2,150.5
Cash grant	144.3	43.3	63.9	486.4	79.9	135.8	520.3	486.4	1,554.1	1,573.6	1,572.7	1,568.1
Project grant	222.4	74.4	101.4	150.5	173.2	208.0	299.5	668.5	570.2	637.9	670.5	582.4
Memorandum item:												
Subsidiary Loan repayment	136.6	135.5	127.7	159.1	157.3	126.5	113.9	84.1	82.4	12.3	306.1	332.6

1/Total Revenue and Grants is excluding Subsidiary Loan repayments

2/Royalty : Starting from 2012 Royalty is treated as tax revenue

3/Green tax introduced starting from Nov 2015 while tourism Tax abolished in nov 2014

Source: Ministry of Finance and Treasury

9.3 ECONOMIC CLASSIFICATION OF CENTRAL GOVERNMENT EXPENDITURE AND NET LENDING, 2013 - 2023
(In million Rufiyaa)

Particulars	2012 Actual	2013 Actual	2014 Actual	2015 Actual	2016 Actual	2017 Actual	2018 Actual	2019 Actual	2020 Revised	2021 Approved	2022 Approved	2023 Approved
Total expenditure and net lending	13,110.0	13,530.8	16,417.2	21,336.9	25,263.0	22,420.2	26,418.7	28,919.5	30,566.6	33,440.5	38,314.0	37,939.4
Total expenditure	13,200.2	13,666.3	16,539.4	21,440.9	25,306.5	22,497.6	26,522.3	28,994.7	30,627.7	33,431.5	38,598.4	38,250.3
Current expenditure	10,316.5	11,573.2	13,960.0	16,733.7	16,141.0	14,955.2	18,268.0	21,372.0	20,876.9	21,638.1	22,099.6	22,618.2
Exp. on goods and services	8,519.2	8,842.3	10,437.0	13,631.3	13,953.8	13,009.6	15,141.1	17,571.4	16,910.1	17,272.5	17,553.2	18,173.9
Salaries and wages	2,722.7	3,283.7	3,392.9	3,929.2	4,029.6	3,996.6	4,278.4	4,642.9	4,327.4	4,510.2	5,003.0	5,251.1
Other allowances	1,836.5	2,322.0	2,435.7	2,891.5	2,868.9	2,975.2	3,398.4	3,651.3	3,811.1	3,906.3	3,901.4	3,900.8
Other benefits and gratuities	157.9	321.3	192.4	904.7	927.2	948.2	983.2	562.3	454.4	583.7	633.7	702.6
Travel expenses	139.6	118.5	133.5	188.9	186.9	176.7	175.5	231.3	156.2	172.3	168.4	166.9
Training expenses	308.0	274.1	305.7	415.2	456.0	248.3	523.1	564.2	407.0	630.8	642.3	653.7
Supplies and requisites	496.7	537.3	825.7	1,218.3	1,181.3	1,110.9	1,324.0	1,611.1	2,286.4	1,710.0	1,568.6	1,610.7
Repairs and maintenance	195.1	99.4	216.5	386.4	316.0	212.0	220.2	408.4	276.9	259.4	286.9	279.6
Transportation, communication and utilities	1,035.3	1,038.3	1,366.0	2,050.3	1,633.9	1,597.3	1,793.1	1,930.5	1,916.2	2,383.9	2,127.3	2,089.8
Subscriptions and membership fees to international organizations	32.1	24.5	29.4	37.1	26.5	18.8	28.4	32.1	42.4	46.9	51.1	54.8
Social welfare contributions	1,595.3	823.3	1,539.3	1,609.8	2,327.4	1,725.7	2,416.7	3,937.3	3,232.1	3,069.0	3,170.6	3,464.0
Interest payments	1,107.1	956.7	978.3	1,347.6	1,182.3	1,096.9	1,440.3	1,540.8	1,708.1	2,468.4	2,715.6	2,580.5
Subsidies and transfers	690.2	1,774.2	2,544.6	1,754.8	1,004.9	848.6	1,686.7	2,259.7	2,258.8	1,897.3	1,830.8	1,863.8
Food, Electricity, Water, Fisheries & Agriculture	442.1	1,308.5	1,338.1	1,236.9	492.6	334.8	1,167.4	1,281.2	1,157.6	888.5	794.2	794.3
Pensions	248.1	465.7	1,206.5	517.9	512.3	513.8	519.3	978.5	1,101.2	1,008.8	1,036.6	1,069.5
Capital expenditure and net lending	2,793.5	1,957.6	2,457.2	4,603.1	9,122.0	7,465.0	8,150.6	7,547.6	9,689.6	11,802.4	16,214.4	15,321.3
Net lending 3/	(90.2)	(135.5)	(122.2)	(104.0)	(43.5)	(77.4)	(103.6)	(75.2)	(61.1)	9.0	(284.4)	(310.9)

Memorandum item:

Govt Budget TOTAL

15,052.7 15,298.5 17,958.3 22,667.9 26,802.7 24,951.1 28,164.8 30,128.2 31,787.1 34,922.7 44,977.9 40,846.1

2/ Includes IMF quota, 1999 11.2

3/ Net lending is not included in the regular budget

Source: Ministry of Finance and Treasury

9.4 FUNCTIONAL CLASSIFICATION OF CENTRAL GOVERNMENT CAPITAL EXPENDITURE, 2013 - 2023
(In million Rufiyaa)

Particulars	2012 Actual	2013 Actual	2014 Actual	2015 Actual	2016 Actual	2017 Actual	2018 Actual	2019 Actual	2020 Revised	2021 Approved	2022 Approved	2023 Approved
Total Budget	-	-	-	-	-	24,951.1	28,165.3	30,128.2	31,787.1	34,922.7	44,977.9	40,846.1
General Public Services	-	-	-	-	-	4,640.8	4,233.1	3,992.9	4,221.1	6,845.4	12,319.3	8,043.6
Executive and legislative organs, financial and fiscal affairs, external affairs	-	-	-	-	-	996.1	983.4	1,141.6	1,248.0	2,748.7	3,126.2	2,787.4
General Services	-	-	-	-	-	143.4	177.2	185.9	126.8	158.4	119.7	101.6
Public Debt Transactions	-	-	-	-	-	3,501.3	3,072.5	2,665.4	2,846.3	3,938.3	9,073.4	5,154.6
Defense	-	-	-	-	-	2,659.1	2,995.2	3,041.8	2,926.1	3,100.5	3,270.9	3,240.8
Military Defense	-	-	-	-	-	1,101.6	1,282.5	1,240.6	1,230.7	1,272.4	1,286.8	1,266.3
Civil Defense	-	-	-	-	-	130.8	128.2	133.3	137.2	158.9	190.5	169.6
Police Services	-	-	-	-	-	1,411.7	1,573.0	1,667.3	1,558.2	1,668.7	1,792.9	1,804.9
Fire Protection	-	-	-	-	-	15.0	11.6	0.6	-	0.5	0.8	-
Public Order & Safety	-	-	-	-	-	932.5	928.2	1,067.2	1,028.5	1,141.0	1,168.5	1,054.9
Law Courts	-	-	-	-	-	586.5	610.2	683.6	634.7	754.2	752.0	724.3
Prisons	-	-	-	-	-	346.0	318.0	383.5	393.7	386.8	416.4	330.6
Economic Affairs	-	-	-	-	-	3,898.7	5,906.2	6,981.6	7,807.9	7,029.9	9,057.5	10,376.8
General Economic, Commercial & Labor Affairs	-	-	-	-	-	1,953.0	1,848.5	4,781.6	5,675.2	3,723.7	3,999.9	4,306.2
Agriculture, Forestry, Fishing & Hunting	-	-	-	-	-	78.8	92.3	110.1	180.5	243.5	215.5	203.4
Fuel & Energy	-	-	-	-	-	14.3	13.5	12.5	83.0	150.8	255.6	370.3
Transport	-	-	-	-	-	1,794.7	3,868.0	1,982.3	1,804.2	2,811.8	4,461.6	5,398.3
Communication	-	-	-	-	-	57.9	83.8	95.1	65.0	100.1	124.9	98.7
Environmental Protection	-	-	-	-	-	988.1	1,253.4	990.8	869.3	1,856.3	2,890.1	2,593.8
Waste Management	-	-	-	-	-	97.9	97.8	118.8	117.5	390.4	588.1	638.8
Waste Water Management	-	-	-	-	-	663.7	937.5	770.0	603.4	1,148.4	1,483.9	1,519.6
Pollution abatement	-	-	-	-	-	4.3	5.6	6.2	5.2	5.2	13.0	3.5
Protection of Biodiversity & Landscape	-	-	-	-	-	139.8	85.9	14.1	69.1	174.0	677.1	352.0
R&D Environmental Protection	-	-	-	-	-	9.2	-	-	-	-	-	-

Environmental Protection N.E.C	-	-	-	-	73.3	126.6	81.6	74.0	138.3	128.0	80.0
Housing & Community Amenities	-	-	-	-	-	893.3	1,887.3	1,422.6	2,407.9	2,674.3	2,744.2
Housing Development	-	-	-	-	-	500.4	629.6	215.4	725.0	782.1	759.1
Community Development	-	-	-	-	-	842.3	1,158.0	1,100.9	1,539.4	1,582.4	1,744.6
Water Supply	-	-	-	-	-	142.9	96.5	99.6	142.0	306.6	237.4
Street Lighting	-	-	-	-	-	0.6	0.4	0.5	1.6	3.2	3.2
Housing & Community Amenities N.E.C	-	-	-	-	-	-	2.9	6.3	-	-	-
Health	-	-	-	-	-	3,750.4	3,408.0	5,243.9	4,054.9	4,292.8	4,356.1
Hospital Services	-	-	-	-	-	3,417.0	2,894.9	3,208.7	3,289.3	3,751.4	3,809.7
Public Health Services	-	-	-	-	-	333.4	477.4	2,035.2	765.6	541.3	546.4
Recreation, Culture & Religion	-	-	-	-	-	816.1	711.1	650.1	803.8	966.3	679.9
Recreational & Sporting Services	-	-	-	-	-	230.7	274.2	347.8	482.4	625.9	360.1
Cultural Services	-	-	-	-	-	27.0	39.4	39.6	39.3	38.4	39.6
Broadcasting & Publishing Services	-	-	-	-	-	7.1	7.4	6.4	7.0	7.1	7.2
Religious & Other Community Services	-	-	-	-	-	551.3	390.0	256.4	275.1	295.0	273.0
Education	-	-	-	-	-	2,832.9	3,208.0	3,339.3	3,981.0	4,653.8	3,900.7
Tertiary Education	-	-	-	-	-	390.6	2,872.2	2,676.3	3,062.5	3,593.7	2,871.2
Education N.E.C	-	-	-	-	-	2,442.3	760.0	662.9	918.5	1,060.1	1,029.5
Social Protection	-	-	-	-	-	2,946.4	4,451.1	4,278.4	3,702.0	3,684.4	3,855.2
Sickness & Disability	-	-	-	-	-	1,219.2	1,616.6	1,317.7	1,169.6	1,219.4	1,281.8
Old Age	-	-	-	-	-	1,249.3	1,301.3	1,329.6	1,340.0	1,400.0	1,500.0
Survivors	-	-	-	-	-	57.7	51.2	59.1	62.9	63.6	66.8
Family & Children	-	-	-	-	-	80.4	109.1	126.6	188.3	153.8	158.9
Social Protection N.E.C	-	-	-	-	-	339.8	1,372.8	1,445.4	941.3	847.6	847.7

Source: Ministry of Finance and Treasury

9.5 FOREIGN GRANTS BY PRINCIPAL DONORS, 2012 - 2023

(In million Rufiyaa)

Particulars	2012 Actual	2013 Actual	2014 Actual	2015 Actual	2016 Actual	2017 Actual	2018 Actual	2019 Approved	2020 Revised	2021 Approved	2022 Approved	2023 Approved
Total grants	366.7	117.6	165.3	636.9	253.2	365.5	833.6	1,223.0	2,142.6	2,226.5	2,258.3	2,165.6
Current	144.3	43.3	63.9	486.4	79.9	135.8	520.3	486.4	1,554.1	1,573.6	1,572.7	1,568.1
Capital	222.4	74.4	101.4	150.5	173.2	208.0	299.5	668.5	570.2	637.9	670.5	582.4
Bilateral	194.4	47.5	81.7	432.3	63.3	155.9	615.0	945.5	1,245.6	1,821.7	1,865.0	1,897.1
America	0.6	0.0	-	(0.0)	0.7	1.2	-	-	0.0	-	-	-
Australia	-	-	-	-	-	-	-	0.1	-	-	-	-
Abu Dhabi	-	-	-	-	-	76.7	-	-	-	50.0	107.9	43.2
Brunei	1.6	1.2	0.5	0.4	-	-	-	-	-	-	-	-
Canada	-	-	-	-	-	0.0	0.0	-	1.0	-	-	-
China	-	-	1.5	17.5	24.5	2.6	-	6.2	-	20.0	20.0	20.0
Denmark	-	0.6	0.6	0.7	-	-	0.2	-	-	-	-	-
Finland	-	3.2	3.2	-	-	-	-	-	-	-	-	-
Germany	-	4.2	16.5	-	-	-	-	-	-	-	-	-
India	37.2	17.1	24.4	0.0	3.7	-	383.8	876.4	1,241.1	1,730.3	1,710.5	1,812.1
Italy	-	-	-	-	-	10.8	30.4	13.6	0.2	-	-	-
Japan	40.6	10.0	3.8	3.1	6.9	0.1	0.0	1.5	0.4	-	4.3	-
Kuwait	6.4	1.2	13.8	0.5	-	-	-	-	-	-	-	-
Kuwait Fund	-	-	-	0.7	-	-	-	-	-	-	-	-
Libya	0.0	-	-	-	-	-	-	-	-	-	-	-
Netherland	-	-	0.6	-	-	-	-	-	2.9	14.6	21.8	21.8
Norway	-	-	-	-	-	-	-	0.1	-	-	-	-
Pakistan	-	-	-	32.6	-	0.0	76.8	-	-	1.0	-	-
Qatar	0.0	-	-	-	-	-	-	-	-	-	-	-
Saudi Arabia	-	-	16.8	10.8	23.8	64.2	123.8	47.7	-	5.8	0.4	-
Saudi Fund	-	-	-	364.0	1.5	-	-	-	-	-	-	-
South Korea	-	-	-	-	0.1	0.1	-	-	-	-	-	-
Sri Lanka	107.9	9.9	-	-	-	-	-	-	-	-	-	-
Sweden	-	-	-	0.0	-	-	-	-	-	-	-	-

UNESCAP	0.4	0.4	0.4	0.2	-	0.2	-	0.2	0.0	0.0	0.0	0.0
UNESCO	0.5	0.8	0.2	0.2	0.4	0.3	0.0	0.6	0.1	-	-	-
UNES					0.1	-	-	-	-	-	-	-
UNFPA	1.4	0.6	1.8	0.7	0.5	0.2	0.1	-	-	-	-	-
UNICEF	8.4	4.4	7.5	9.6	9.5	11.0	16.4	11.6	5.4	4.1	4.2	4.3
UNIDO	0.4	1.5	0.8	0.6	-	0.3	0.8	1.3	1.5	0.0	-	-
UNITAR	1.7	-	-	-	-	0.6	-	-	0.3	0.0	-	-
UNODC	0.5	-	-	0.0	-	-	-	-	-	-	-	-
UNOPS	-	2.3	4.1	7.0	12.1	7.7	3.0	0.9	-	-	-	-
UNSD	-	-	-	-	0.1	0.4	-	-	-	-	-	-
US Aid /America	-	-	1.7	5.7	-	-	-	-	-	-	-	-
WHO	3.7	1.4	3.4	1.3	3.8	2.3	2.8	5.7	0.3	1.2	1.2	1.2
WORLD BANK	68.8	20.9	34.7	107.9	92.2	101.5	102.2	91.2	307.4	211.4	194.3	51.7
WTO	-	-	-	-	0.0	-	-	0.0	-	-	-	-
Other	-	-	-	8.3	19.4	14.0	14.8	13.1	16.9	15.0	15.0	15.0

1/ Includes grants in-kind but excludes direct expenditure by donors.

Source: Ministry of Finance and Treasury

9.6 EXPENDITURE ON MAJOR PROJECTS FINANCE BY FOREIGN LOANS, 2012 - 2023
(In million Rufiyaa)

Particulars	2012 Actual	2013 Actual	2014 Actual	2015 Actual	2016 Actual	2017 Actual	2018 Actual	2019 Actual	2020 Revised	2021 Approved	2022 Approved	2023 Approved
Total spending	1,145.8	1,187.2	188.4	648.4	2,987.3	2,712.9	4,274.4	1,913.8	746.9	3,890.4	4,988.5	6,998.4
Projects	1,145.8	1,187.2	188.4	648.4	2,987.3	2,712.9	4,274.4	1,913.8	746.9	3,890.4	4,988.5	6,998.4
Saudi Fund												
Reconstruction and Development of Ga. Atoll	5.3	14.6	14.5	-	-	-	6.1	-	-	-	-	-
Reconstruction of fishing Harbours In Maldives	148.5	23.3	11.0	-	-	-	-	-	-	-	-	-
Terminal Development Project at Velana International Airport	-	-	-	-	-	38.8	345.8	39.4	47.5	261.0	322.1	793.8
Hulhumale' Island Development Project	-	-	-	-	-	7.6	68.7	167.9	60.4	79.3	102.1	231.1
S. Hithadhoo Regional Hospital Project	-	-	-	-	-	25.2	41.9	35.5	40.5	32.3	-	-
Affordable Housing Project	-	-	-	-	-	-	-	-	15.0	70.0	75.0	77.0
Development of Fisheries Sector	-	-	-	-	-	-	-	-	15.0	55.0	70.0	75.0
Abu Dhabi Fund												
Housing and Infrastructure project in Tsunami affected areas	87.6	21.2	9.8	11.4	-	-	-	-	-	-	-	-
Small Scale Waste-to-Energy Project - Zone 7	-	-	-	-	-	-	16.1	34.8	0.7	13.6	25.5	23.0
Terminal Development Project at Velana International Airport	-	-	-	-	-	12.9	-	43.7	67.6	260.3	329.6	345.7
Addu City Regional Waste Management Facility	-	-	-	-	-	-	-	-	17.5	34.5	45.2	54.3
Kuwait Fund												
Rehabilitation of Tsunami Damage Utilities Project	9.1	-	-	-	-	-	-	-	-	-	-	-
Water Supply and Sewerage in Gn.Fuwammulah	-	-	-	-	22.5	39.2	67.1	15.0	-	-	-	-
Coastal Protection in Gn.Fuwammulah	-	-	-	-	-	-	-	-	5.1	30.1	93.2	53.0
Terminal Development Project at Velana International Airport	-	-	-	-	-	-	-	140.3	76.9	145.0	130.2	290.5
Fuvmulak Water & Sewerage system	-	-	-	-	-	-	-	-	6.1	-	-	-
Japan												
Post Tsunami Recovery and Reconstruction	7.1	-	-	-	-	-	-	-	-	-	-	-
French Development Agency (AFD)												
Rehabilitation of Harbors and Creation of Sewerage network	49.1	66.5	52.9	82.8	6.7	4.6	-	-	-	-	-	-

International Development Association (IDA)													
Mobile phone banking	18.5	-	-	-	-	-	-	-	-	-	-	-	-
Maldives Environment Management Project	56.4	49.7	-	-	-	-	-	-	-	-	-	-	-
Pension and Social Protection Administration Project	11.1	10.3	-	-	-	-	-	-	-	-	-	-	-
Maldives Urban Development and Resilience Project	-	-	-	-	-	-	-	0.4	1.0	-	32.7	32.7	32.7
International Fund for Agriculture Development (IFAD)													
Post Tsunami Agriculture and Fisheries Rehabilitation Project	14.6	0.0	1.7	-	2.7	-	-	-	-	-	-	-	-
Fisheries and Agriculture Diversification Project	4.2	2.7	4.0	9.0	15.2	3.9	4.1	-	-	-	-	-	-
Islamic Development Bank (IDB)													
Construction of Basic housing in Tsunami affected islands	22.6	0.5	-	-	-	-	-	-	-	-	-	-	-
Construction of Harbours for Tsunami Victims	59.7	29.9	-	-	-	-	-	-	-	-	-	-	-
Quarantine facility	-	-	0.3	0.2	-	0.1	-	-	-	-	-	-	-
SME Co-Finance	-	-	6.2	-	-	-	-	-	-	-	-	-	-
Reconstruction of Harbours (Concessional)	-	-	5.1	2.2	83.8	-	-	-	-	-	-	-	-
Sanitation in 5 Islands	-	-	-	-	2.3	31.2	0.1	0.1	27.7	50.9	21.8	21.8	21.8
Sanitation in 5 Islands (Concessional)	-	-	-	-	-	-	57.4	49.2	2.7	-	-	-	-
Reconstruction of Harbours Phase II (additional financing)	-	-	-	-	-	162.9	16.5	-	0.8	9.8	22.2	19.9	19.9
Micro Small & Medium Enterprises Development Project	-	-	-	4.3	31.2	-	-	-	-	-	-	-	-
Micro Enterprises Development Project	-	-	-	-	-	6.7	-	-	-	-	-	-	-
Greater Male' Environmental Improvement & Waste Management Project	-	-	-	-	-	-	-	-	-	9.2	32.8	47.8	47.8
Asian Development Bank (ADB)													
Employment Skills Training Project	3.1	11.1	-	-	-	-	-	-	-	-	-	-	-
Regional Development Project Phase 2	1.8	-	-	-	-	-	-	-	-	-	-	-	-
Private Sector Development Project	38.7	26.7	-	-	-	-	-	-	-	-	-	-	-
Micro Small & Medium Enterprises dev project	-	-	11.6	-	0.1	-	3.6	-	-	-	-	-	-
Greater Male' Environmental Improvement & Waste Management Project	-	-	-	-	-	-	-	-	-	58.8	108.8	148.2	148.2
Preparing Outer Island for Sustainable Energy (POISED)	-	-	-	-	-	-	-	-	-	-	21.2	22.2	22.2
OPEC Fund For International Development (OFID)													
Construction of Harbours for Tsunami Victims	14.1	14.0	15.6	27.3	-	-	-	-	-	-	-	-	-
Contraction of S.Hithadhoo Hospital	-	-	-	-	-	19.7	35.4	26.8	21.8	-	-	-	-
Outer Island Water Supply and Sewerage	-	-	-	3.9	-	73.0	203.7	42.0	-	-	-	-	-
Outer Islands Harbour, Water and Sewerage Facilities Project	-	-	-	-	-	-	-	-	35.5	96.8	116.2	135.5	135.5
Provision of water supply & sewerage project	-	-	-	-	1.4	-	-	-	-	-	-	-	-
Provision of water supply & waste management project (Phase II)	-	-	-	-	-	76.6	206.8	180.0	41.2	-	-	-	-

Addu City Development Project - Developing Roads	-	-	-	-	-	-	-	-	-	195.0	198.0	150.0
Developing Roads - HA. Hoarafushi	-	-	-	-	-	-	-	-	-	2.0	10.4	41.5
Developing Roads - N. Velidhoo	-	-	-	-	-	-	-	-	-	1.5	4.5	9.0
Greater Male Connectivity Project (Male - Thilafushi Bridge)	-	-	-	-	-	-	-	-	-	350.0	300.0	700.0
Developing Roads - GDh. Thinadhoo	-	-	-	-	-	-	-	-	-	2.0	25.9	22.2
Expansion of MIFCO Facility - Kooddoo & Kaduohgiri	-	-	-	-	-	-	-	-	-	25.0	30.0	45.0
Establishment of Police Stations	-	-	-	-	-	-	-	-	-	37.5	102.5	150.0
European Investment Bank (EIB)												
Preparing Outer Island for Sustainable Energy (POISED)	-	-	-	-	-	-	-	-	-	37.0	67.8	120.0
Asian Infrastructure Investment Bank (AIIB)												
Greater Male Environmental Improvement & Waste Management Project	-	-	-	-	-	-	-	-	-	-	30.8	125.4
Accelerating Renewable Energy Integration & Sustainable Energy Project	-	-	-	-	-	-	-	-	-	-	15.4	52.6
World Bank												
Micro Enterprises Development Project	-	-	-	-	-	-	-	-	15.9	-	-	-
Deutsche Bank												
Health Centre New Building - GDh. Gahdhoo	-	-	-	-	-	-	-	-	-	-	20.0	50.0
Tertiary Hospital Building - L. Gan	-	-	-	-	-	-	-	-	-	-	6.0	-
Development of New Tertiary Hospital - L. Gan	-	-	-	-	-	-	-	-	-	-	30.0	60.0
Other												
Male Water Crisis Management Project	-	-	-	-	-	-	75.0	-	-	-	-	-
Construction of Unarumavantha Hospital	-	-	-	-	-	-	-	1,150.6	50.5	-	-	-
Dharumavantha Hospital major medical equipment & accessories	-	-	-	-	-	-	-	-	660.8	67.6	45.5	-
12 classrooms for HA. Baarah school	-	-	-	-	-	-	-	-	5.0	-	-	-
HA Kela Sheikh Ibrahim School Hall	-	-	-	-	-	-	-	-	1.3	-	-	-
Accelerating Renewable Energy Integration & Sustainable Energy Project	-	-	-	-	-	-	-	-	-	-	45.7	55.5
												96.5

Source: Ministry of Finance and Treasury

9.7 FOREIGN LOANS BY LENDING AGENCY, 2012 - 2023
(In million Rufiyaa)

Particulars	2012	2013	2014	2015	2016	2017	2018	2019	2020	2021	2022	2023
	Actual	Actual	Actual	Actual	Actual	Actual	Actual	Actual	Revised	Approved	Approved	Approved
Total disbursements	1,145.9	1,187.2	188.4	648.4	2,847.9	2,712.9	3,556.8	8,197.5	17,282.3	13,848.5	18,296.4	13,178.5
Bilateral	257.7	59.1	35.2	11.4	22.5	123.8	545.8	476.7	1,082.3	2,869.3	2,883.1	2,838.2
Saudi Arabia	153.8	37.9	25.5	-	-	71.6	462.5	242.8	178.4	497.7	569.2	1,176.9
Kuwait Fund	9.1	-	-	-	22.5	39.2	67.1	155.3	88.0	521.3	371.6	467.3
Japan	7.1	-	-	-	-	-	-	-	730.0	-	-	-
Abu Dhabi Fund	87.6	21.2	9.8	11.4	-	12.9	16.1	78.5	85.9	308.3	400.4	423.0
Other	-	-	-	-	-	-	-	-	-	1,542.0	1,542.0	771.0
Multilateral	888.2	1,128.1	153.2	637.0	2,825.4	2,589.1	3,011.0	7,720.8	16,200.1	10,979.2	15,413.4	10,340.3
OPEC Fund (OFID)	14.1	14.0	15.6	31.2	1.4	169.3	476.7	351.7	383.0	350.0	271.4	588.1
IDA	86.1	60.0	-	-	-	-	-	-	-	-	-	-
ADB	43.6	37.8	11.6	-	0.1	-	3.6	0.0	385.4	93.2	153.6	153.6
IDB	82.2	30.3	11.6	6.7	117.4	200.9	89.9	56.2	181.3	238.1	76.8	67.8
IFAD	18.9	2.7	5.7	9.0	17.8	3.9	4.1	-	-	1.5	4.9	7.9
ING Bank (Netherlands)	-	-	-	-	-	-	-	-	-	92.5	300.5	462.5
Exim Bank - China	471.9	816.5	-	408.2	2,682.0	1,059.8	-	968.1	74.4	270.0	300.0	175.0
Exim Bank - India	102.9	-	18.7	99.1	-	-	-	-	-	1,852.4	2,220.7	2,944.8
European Investment Bank (EIB)	-	-	-	-	-	-	-	-	397.6	67.8	120.0	150.0
French Development Agency (AFD)	49.1	66.5	52.9	82.8	6.7	4.6	-	-	-	-	-	-
DANIDA	19.5	100.2	37.0	-	-	-	-	-	-	-	-	-
AIIB	-	-	-	-	-	-	-	-	13.7	79.1	211.0	292.6
World Bank	-	-	-	-	-	-	-	0.4	206.9	134.9	60.9	103.6
Deutsche Bank	-	-	-	-	-	-	-	-	-	56.0	110.0	107.5
Clean technology Fund	-	-	-	-	-	-	-	-	-	41.9	48.1	86.7
CDP	-	-	-	-	-	-	-	-	-	3.8	7.3	9.9
Foreign Bond	-	-	-	-	-	-	-	70.5	4,662.5	3,855.0	7,710.0	1,542.0
Others	-	-	-	-	-	1,150.6	2,436.7	6,273.9	9,895.1	3,843.0	3,818.1	3,648.3

Source: Ministry of Finance and Treasury



Ministry of Finance

2021



fb.com/finance.gov.mv



[@MoFmv](https://twitter.com/MoFmv)



www.finance.gov.mv



www.budget.gov.mv