

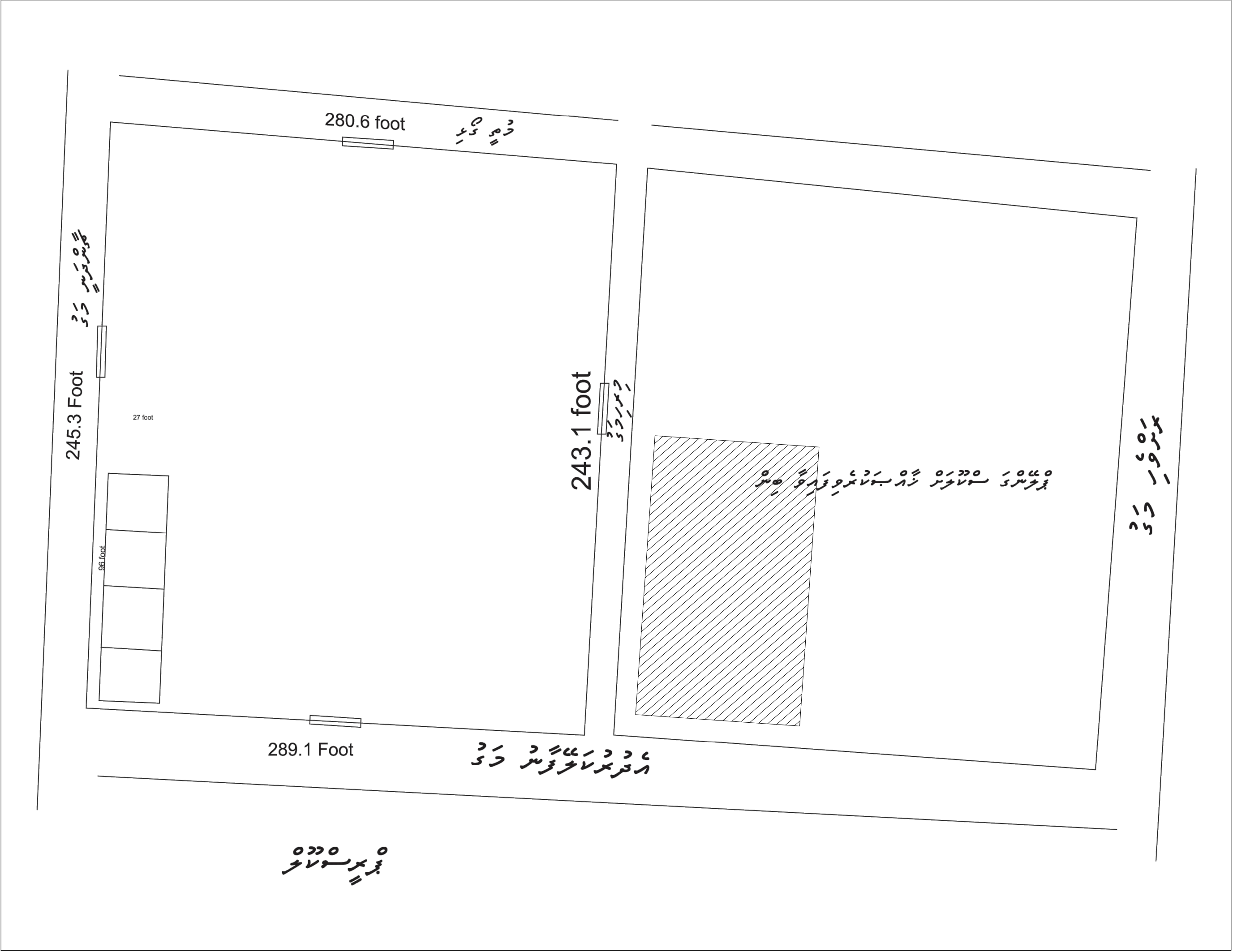
Proposed Multipurpose Hall & 8 Classroom Building at  
HDH. NOLHIVARANFARU School

*ARCHITECTURAL & STRUCTURAL DRAWINGS*

Client: Ministry of Education

TABLE OF CONTENTS

DRAWING No.	TITLE	REVISION No.	DATE	REMARKS
A R C H I T E C T U R A L		---	---	---
A - 01 / 27	SITE PLAN	---	---	---
A - 02 / 27	GROUND FLOOR PLAN	---	---	---
A - 03 / 27	FIRST FLOOR PLAN	---	---	---
A - 04 / 27	SECOND FLOOR PLAN	---	---	---
A - 05 / 27	ROOF PLAN - 2	---	---	---
A - 06 / 27	SECTION Y-Y	---	---	---
A - 07 / 27	ELEVATION - A & B	---	---	---
A - 08 / 27	DOOR & WINDOW SCHEDULE - 1	---	---	---
A - 09 / 27	DOOR & WINDOW SCHEDULE - 2	---	---	---
A - 10 / 27	DOOR & WINDOW SCHEDULE - 3 & VENTILATION SCHEDULE	---	---	---
A - 11 / 27	GROUND FLOOR REFLECTED CEILING PLAN	---	---	---
A - 12 / 27	FIRST FLOOR REFLECTED CEILING PLAN	---	---	---
A - 13 / 27	SECOND FLOOR REFLECTED CEILING PLAN	---	---	---
A - 14 / 27	GROUND FLOOR FLOOR FINISHES PLAN	---	---	---
A - 15 / 27	FIRST FLOOR FLOOR FINISHES PLAN	---	---	---
A - 16 / 27	SECOND FLOOR FLOOR FINISHES PLAN	---	---	---
A - 17 / 27	DETAIL - 1: PLANTER BOX DETAILS	---	---	---
A - 18 / 27	DETAIL - 2: RC FINS DETAILS	---	---	---
A - 19 / 27	DETAIL - 3 & 4: TOILET DETAILS	---	---	---
A - 20 / 27	DETAIL - 5 & 6: RAMPS DETAIL	---	---	---
A - 21 / 27	DETAIL - 07 - STAGE DETAILS	---	---	---
A - 22 / 27	DETAIL - 07 - STAGE DETAILS	---	---	---
A - 23 / 27	DETAIL - 08 MAIN STAIRCASE DETAILS	---	---	---
A - 24 / 27	DETAIL - 09 BALCONY RAILING DTAIL	---	---	---
A - 25 / 27	DETAIL - 10 RC FINS DETAIL @ SECOND FLOOR TOILET	---	---	---
A - 26 / 27	DETAIL - 11 RC WALL DETAILS	---	---	---
A - 27 / 27	DETAIL - 12 NAME BOARD DETAILS	---	---	---
S T R U C T U R A L		---	---	---
S - 01 / 21	GENERAL NOTES PAGE	---	---	---
S - 02 / 21	GENERAL NOTES PAGE	---	---	---
S - 03 / 21	GENERAL NOTES PAGE	---	---	---
S - 04 / 21	GROUND FLOOR COLUMN LAYOUT PLAN	---	---	---
S - 05 / 21	FIRST FLOOR COLUMN LAYOUT PLAN	---	---	---
S - 06 / 21	SECOND FLOOR COLUMN LAYOUT PLAN	---	---	---
S - 07 / 21	ROOF - 2 LEVEL COLUMN LAYOUT PLAN	---	---	---
S - 08 / 21	FOUNDATION PLAN	---	---	---
S - 09 / 21	FIRST FLOOR BEAM PLAN	---	---	---
S - 10 / 21	FIRST FLOOR SLAB REINFORCEMENT PLAN	---	---	---
S - 11 / 21	LOWER ROOF FRAMING PLAN	---	---	---
S - 12 / 21	SECOND FLOOR BEAM PLAN	---	---	---
E - 13 / 21	SECOND FLOOR SLAB REINFORCEMENT PLAN	---	---	---
S - 14 / 21	ROOF BEAM LEVEL - 1 & SLAB REINFORCEMENT PLAN (+10300)	---	---	---
S - 15 / 21	ROOF BEAM LEVEL - 2 (+11200)	---	---	---
S - 16 / 21	ROOF LEVEL - 2 TRUSS AND FRAMING PLAN	---	---	---
S - 17 / 21	ROOF TRUSS DETAILS	---	---	---
S - 18 / 21	STRUCTURAL DETAILS - 1	---	---	---
S - 19 / 21	STRUCTURAL DETAILS - 2	---	---	---
S - 20 / 21	STRUCTURAL DETAILS - 3	---	---	---
S - 21 / 21	STRUCTURAL DETAILS - 4	---	---	---



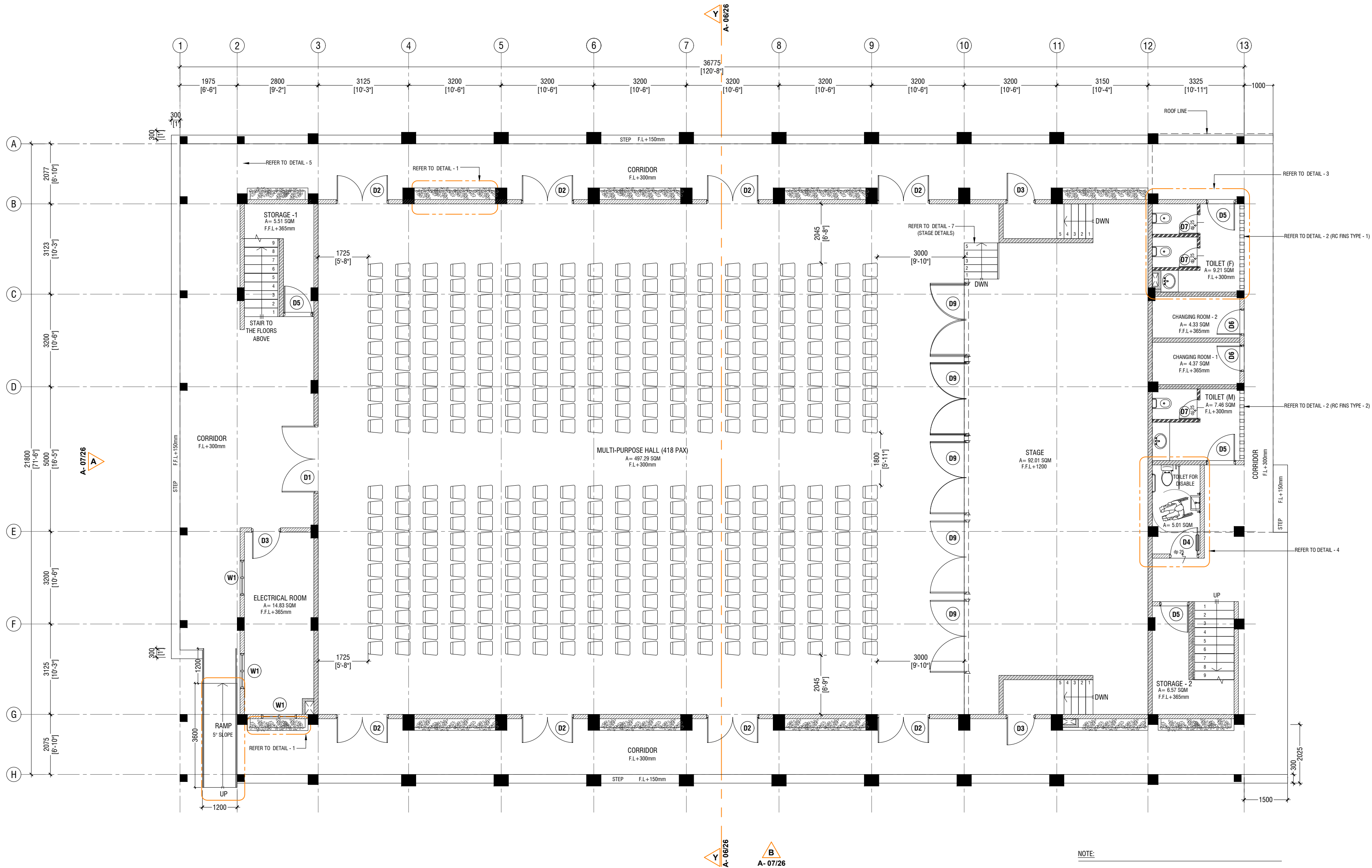
**SITE PLAN**  
NOT TO SCALE



NOTE:

- PROPOSED BUILDING LOCATION
- NO DEMOLITION AS PER THE SCHOOL (TO BE CONFIRMED FROM SITE)

Issue	Date	Description
AMMENDMENTS.		
PHYSICAL FACILITIES DEVELOPMENT SECTION MINISTRY OF EDUCATION, MALE', REPUBLIC OF MALDIVES		
PROJECT HDH. NOLHIVARANFARU SCHOOL MULTIPURPOSE HALL & 8 CLASS ROOM		
PROJECT REFERENCE		
CLIENT :	MINISTRY OF EDUCATION	
ARCHITECT :		
ENGINEER :		
DRAWN :		
CHECKED :		
SCALE :	AS GIVEN	
DATE :	09 August 2023	
DWG NO :	A 01 / 22	

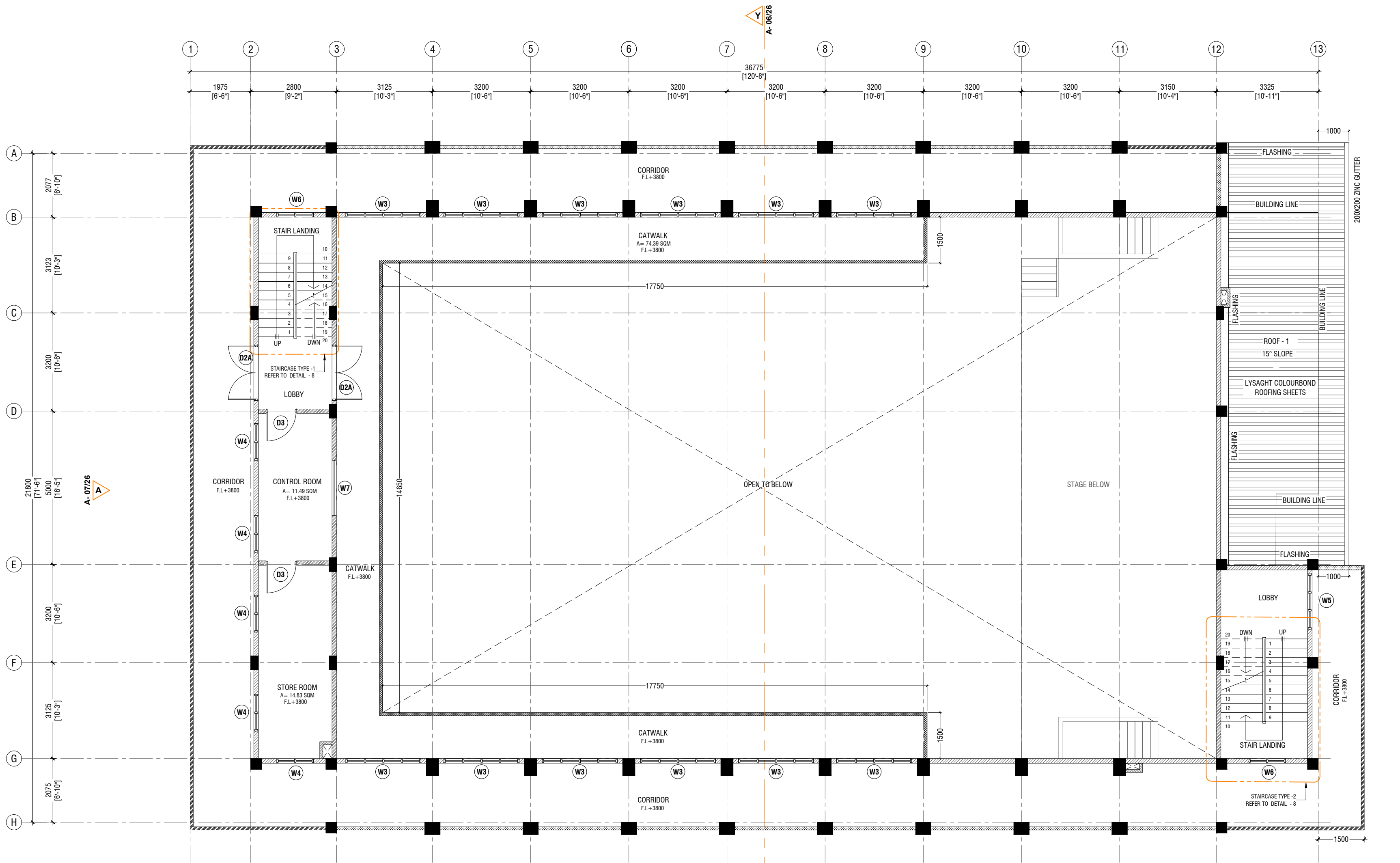


GROUND FLOOR PLAN  
SCALE 1:100



- NOTE:**
- PROPOSED 150mm THICK SOLID BLOCK - INTERIOR MASONRY WALL WITH 16mm PLASTERING, GROUND SMOOTH IN SELECTED PAINT FINISH
  - PROPOSED 150mm THICK SOLID BLOCK - EXTERIOR MASONRY WALL WITH 20mm PLASTERING, GROUND SMOOTH IN SELECTED PAINT FINISH
  - PROPOSED 100mm THICK SOLID BLOCK - INTERIOR MASONRY WALL WITH 16mm PLASTERING, GROUND SMOOTH IN SELECTED PAINT FINISH
  - PROPOSED 100mm THICK 2400mm HIGH SOLID BLOCK MASONRY WALL WITH 16mm PLASTERING, GROUND SMOOTH IN SELECTED PAINT FINISH
- T- FL : FLOOR LEVEL  
- FFL: FLOOR FINISH LEVEL ( SCREEDING INCORPORATED IN THE VALUES)  
- REFER TO DOOR/WINDOW SCHEDULE, TO IDENTIFY THE AREAS - THAT HAVE LEDGE BELOW THE DOORS.  
- REFER TO THE FLOOR FINISHES PLAN TO IDENTIFY THE LEVEL DIFFERENCES WHEN SCREEDING IS INCORPORATED.  
- PROVIDE A DROP AT THE AREAS MARKED.  
- REFER TO ARCHITECT FOR FURTHER ASSISTANCE.

Issue	Date	Description
AMMENDMENTS.		
PHYSICAL FACILITIES DEVELOPMENT SECTION MINISTRY OF EDUCATION, MALE' REPUBLIC OF MALDIVES		
PROJECT HDH. NOLHIVARANFARU SCHOOL MULTIPURPOSE HALL & 8 CLASS ROOM		
PROJECT REFERENCE		
CLIENT :	MINISTRY OF EDUCATION	
ARCHITECT :		
ENGINEER :		
DRAWN :		
CHECKED :		
SCALE :	AS GIVEN	
DATE :	09 August 2023	
DWG NO :	A 02/ 22	



FIRST FLOOR PLAN

SCALE 1:100



NOTE:

- PROPOSED 150mm THICK SOLID BLOCK - INTERIOR MASONRY WALL WITH 16mm PLASTERING, GROUND SMOOTH IN SELECTED PAINT FINISH
- PROPOSED 150mm THICK SOLID BLOCK - EXTERIOR MASONRY WALL WITH 20mm PLASTERING, GROUND SMOOTH IN SELECTED PAINT FINISH
- PROPOSED 100mm THICK, 1200mm HIGH SOLID BLOCK - INTERIOR RC WALL WITH 16mm PLASTERING, GROUND SMOOTH IN SELECTED PAINT FINISH
- PROPOSED 100mm THICK, 1200mm HIGH SOLID BLOCK - EXTERIOR RC WALL WITH 20mm PLASTERING, GROUND SMOOTH IN SELECTED PAINT FINISH
- PROPOSED 100mm THICK SOLID BLOCK - INTERIOR MASONRY WALL WITH 16mm PLASTERING, GROUND SMOOTH IN SELECTED PAINT FINISH

THE SCREEDING AND TILES ARE INCORPORATED IN THE FLOOR FINISH LEVELS  
REFER TO ARCHITECT FOR FURTHER ASSISTANCE.

NOTE:

- ROOF - 1 SLOPE : 15° SLOPE
- ROOF - 1 MATERIAL : LYSAGHT COLOURBOND ROOFING SHEETS
- PROPOSED 150mm THICK, 1200mm HIGH SOLID BLOCK - EXTERIOR MASONRY WALL WITH 20mm PLASTERING, GROUND SMOOTH IN SELECTED PAINT FINISH

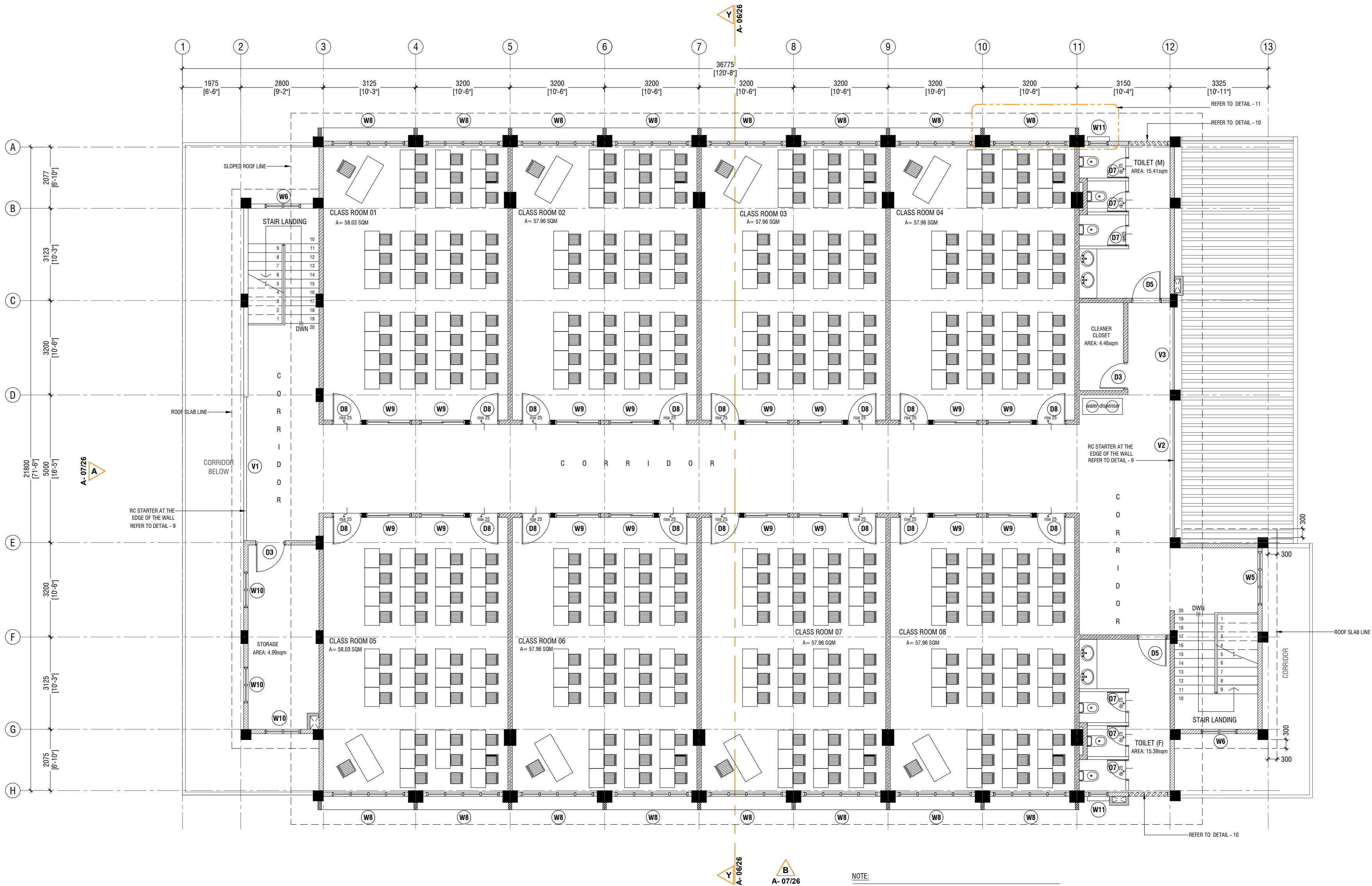
Issue	Date	Description
AMMENDMENTS.		

PHYSICAL FACILITIES DEVELOPMENT SECTION  
MINISTRY OF EDUCATION,  
MALE,  
REPUBLIC OF MALDIVES

PROJECT  
**HDH. NOLHIVARANFARU SCHOOL  
MULTIPURPOSE HALL &  
8 CLASS ROOM**

PROJECT REFERENCE	
CLIENT :	MINISTRY OF EDUCATION
ARCHITECT :	
ENGINEER :	
DRAWN :	
CHECKED :	
SCALE :	AS GIVEN
DATE :	09 August 2023
DWG NO :	A 03 / 22





SECOND FLOOR PLAN  
SCALE 1:100



NOTE:

PROPOSED 150mm THICK SOLID BLOCK - INTERIOR MASONRY WALL  
WITH 16mm PLASTERING, GROUND SMOOTH IN SELECTED PAINT FINISH

PROPOSED 150mm THICK SOLID BLOCK - EXTERIOR MASONRY WALL  
WITH 20mm PLASTERING, GROUND SMOOTH IN SELECTED PAINT FINISH

PROPOSED 100mm THICK, 1200mm HIGH SOLID BLOCK - INTERIOR RC  
WALL WITH 16mm PLASTERING, GROUND SMOOTH IN SELECTED PAINT FINISH

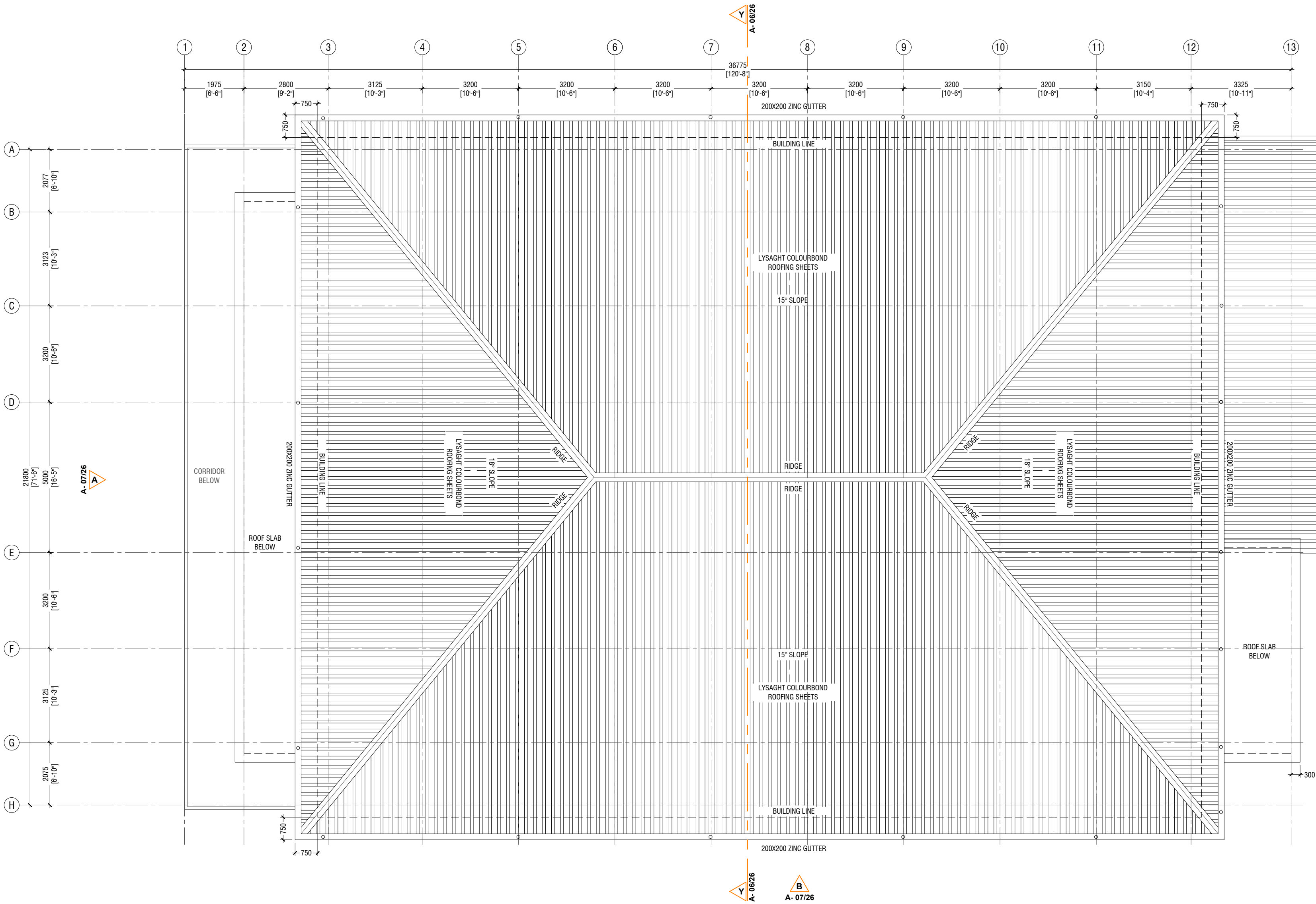
PROPOSED 100mm THICK, 1200mm HIGH SOLID BLOCK - EXTERIOR RC  
WALL WITH 20mm PLASTERING, GROUND SMOOTH IN SELECTED PAINT FINISH

PROPOSED 100mm THICK SOLID BLOCK - INTERIOR MASONRY WALL  
WITH 16mm PLASTERING, GROUND SMOOTH IN SELECTED PAINT FINISH

THE SCREEDING AND TILES ARE INCORPORATED IN THE FLOOR FINISH LEVELS

REFER TO ARCHITECT FOR FURTHER ASSISTANCE.

Issue	Date	Description
AMMENDMENTS.		
PHYSICAL FACILITIES DEVELOPMENT SECTION MINISTRY OF EDUCATION, MALE', REPUBLIC OF MALDIVES		
PROJECT HDH. NOLHIVARANFARU SCHOOL MULTIPURPOSE HALL & 8 CLASS ROOM		
PROJECT REFERENCE		
CLIENT : MINISTRY OF EDUCATION		
ARCHITECT :		
ENGINEER :		
DRAWN :		
CHECKED :		
SCALE : AS GIVEN		
DATE : 09 August 2023		
DWG NO : A 04 / 22		



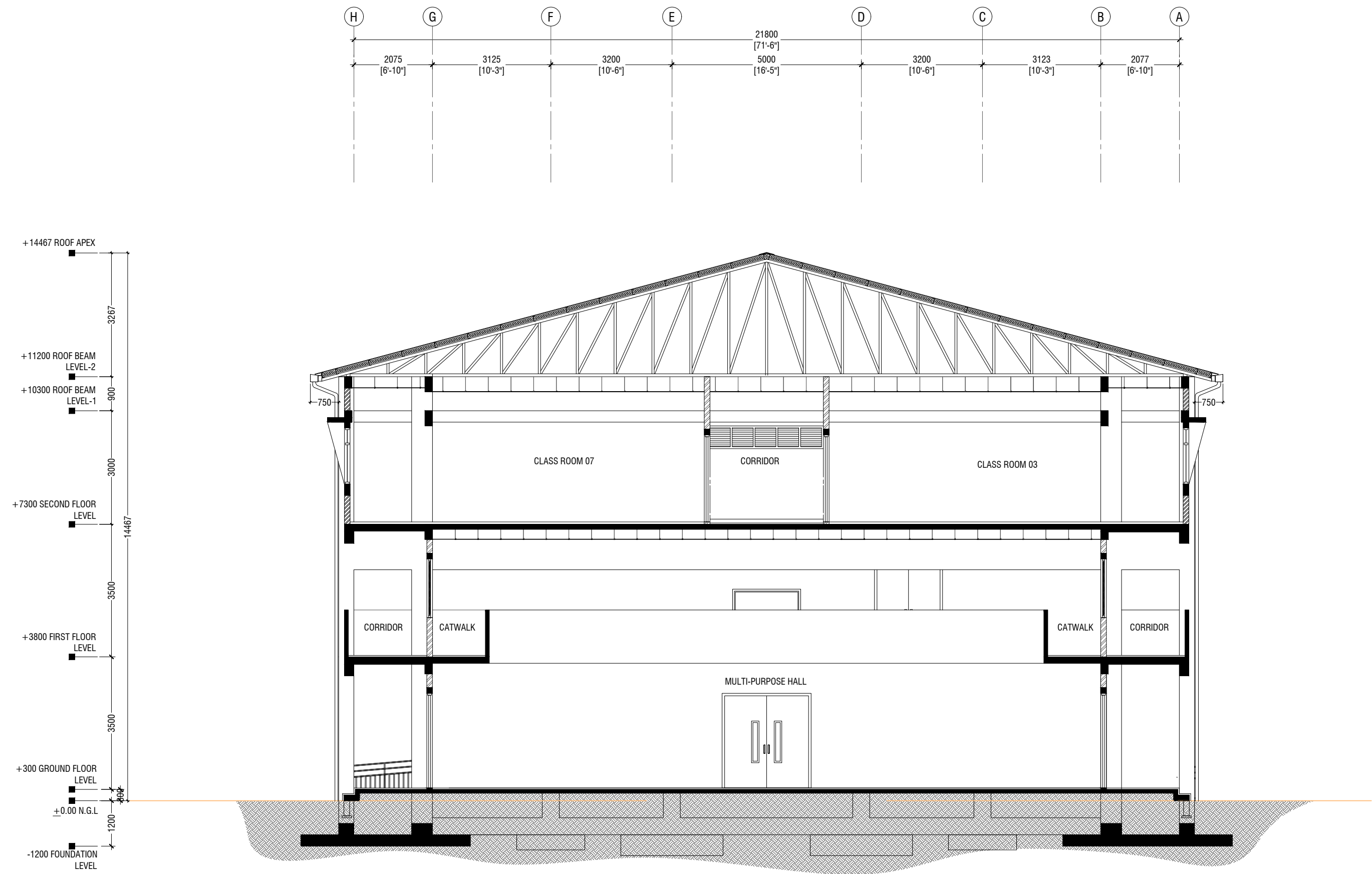
ROOF PLAN - 2

SCALE 1:100



NOTE:  
ROOF - 2 SLOPE : 15° SLOPE  
ROOF - 2 MATERIAL : LYSAGHT COLOURBOND ROOFING SHEETS  
ROOF - 2 OVERHANG : 750mm FROM THE BUILDING

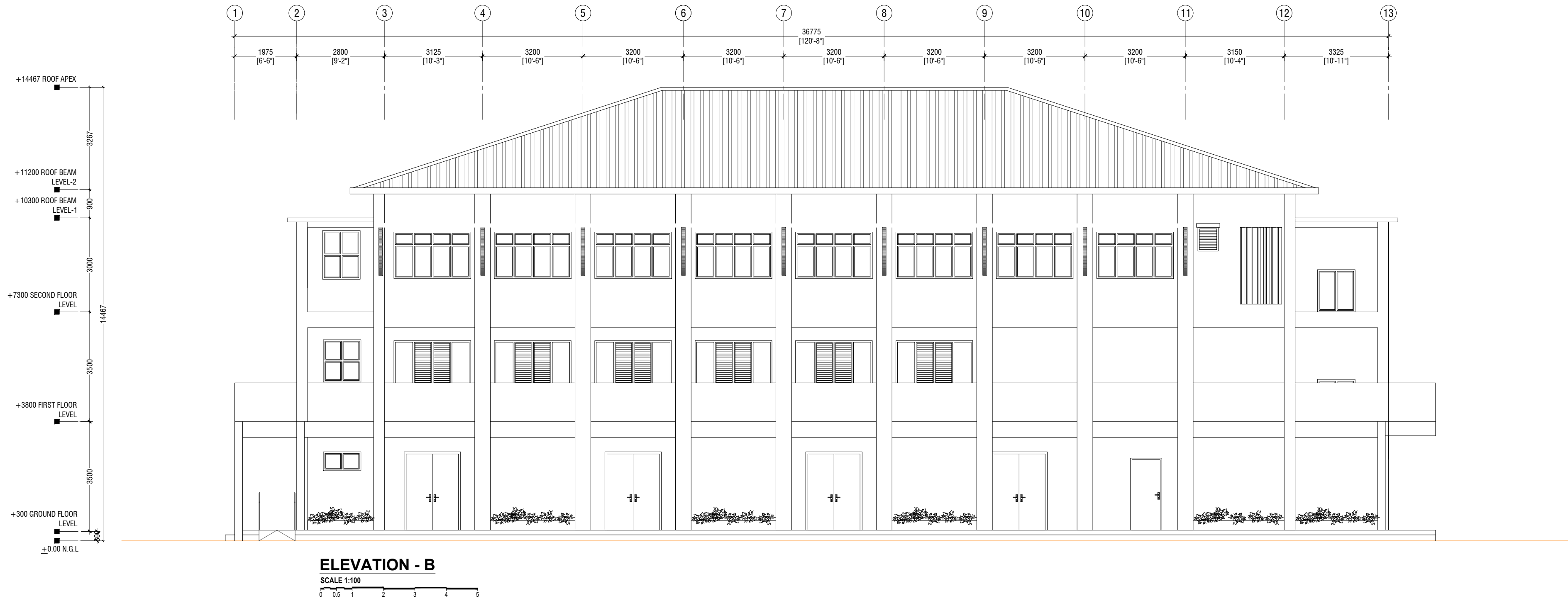
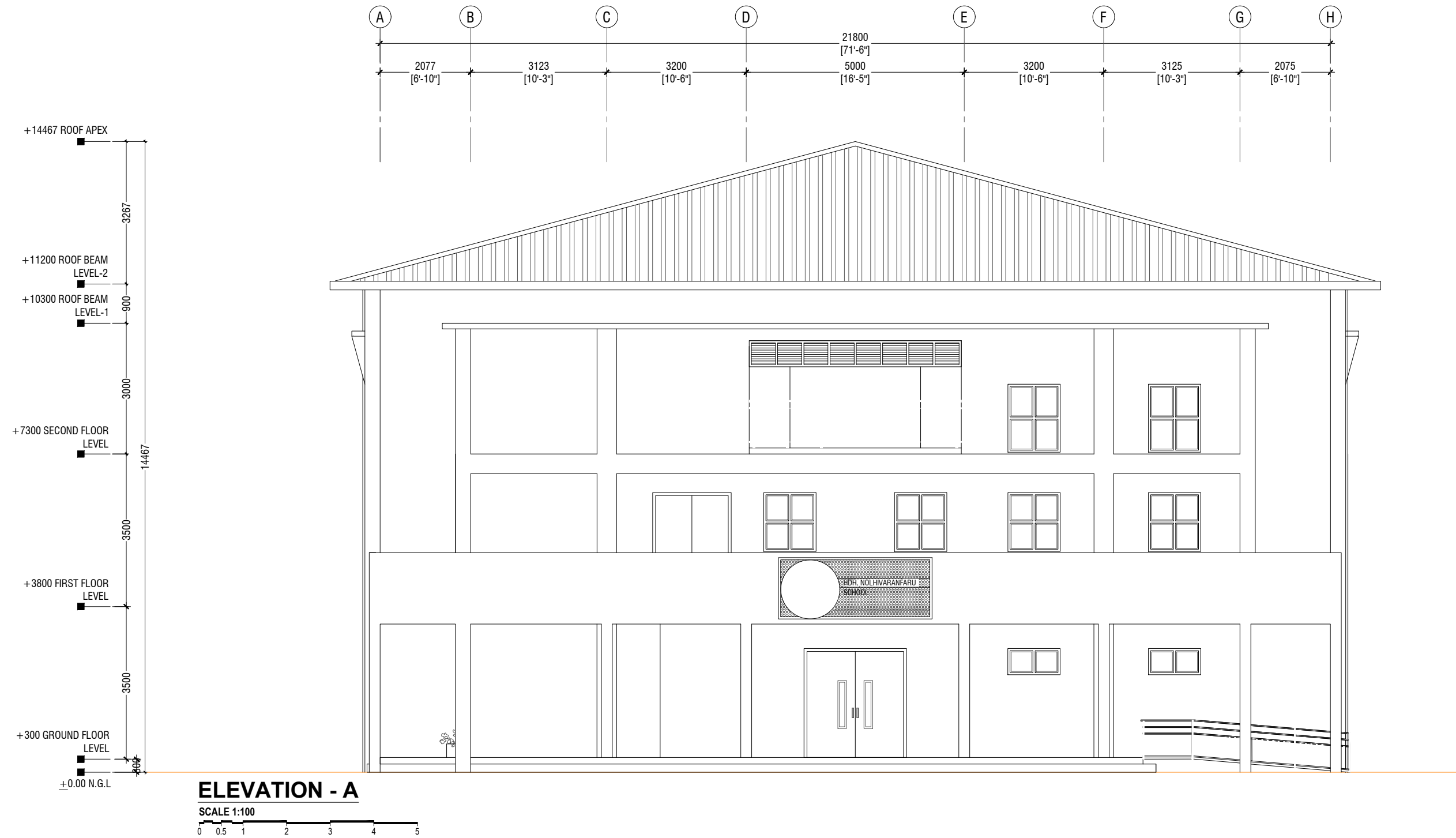
Issue	Date	Description
AMMENDMENTS.		
PHYSICAL FACILITIES DEVELOPMENT SECTION MINISTRY OF EDUCATION, MALE, REPUBLIC OF MALDIVES		
PROJECT HDH. NOLHIVARANFARU SCHOOL MULTIPURPOSE HALL & 8 CLASS ROOM		
PROJECT REFERENCE		
CLIENT :	MINISTRY OF EDUCATION	
ARCHITECT :		
ENGINEER :		
DRAWN :		
CHECKED :		
SCALE :	AS GIVEN	
DATE :	09 August 2023	
DWG NO :	A 05 / 22	



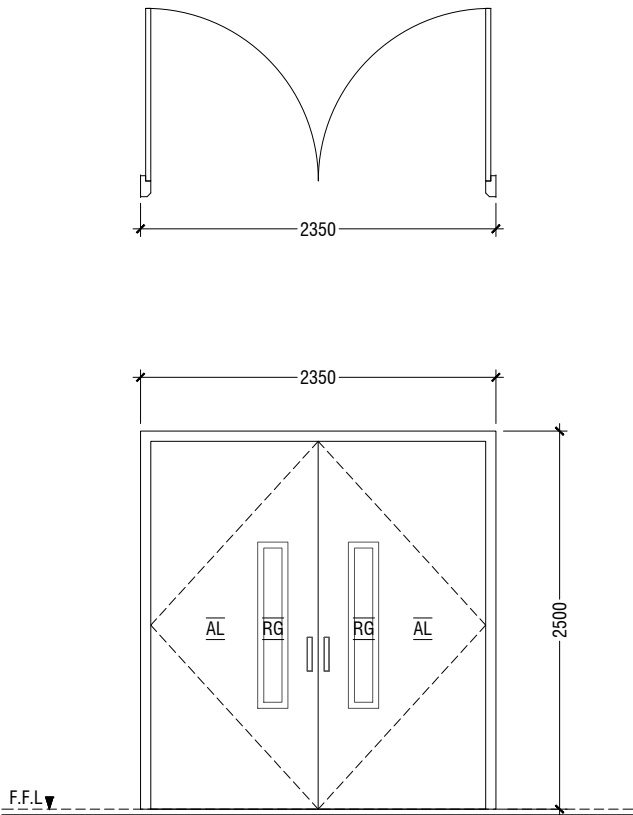
SECTION Y-Y  
SCALE 1:100

Issue	Date	Description
AMMENDMENTS.		
PHYSICAL FACILITIES DEVELOPMENT SECTION MINISTRY OF EDUCATION, MALE', REPUBLIC OF MALDIVES		
PROJECT HDH. NOLHIVARANFARU SCHOOL MULTIPURPOSE HALL & 8 CLASS ROOM		
PROJECT REFERENCE		
CLIENT :	MINISTRY OF EDUCATION	
ARCHITECT :		
ENGINEER :		
DRAWN :		
CHECKED :		
SCALE :	AS GIVEN	
DATE :	09 August 2023	
DWG NO :	A 06/ 22	

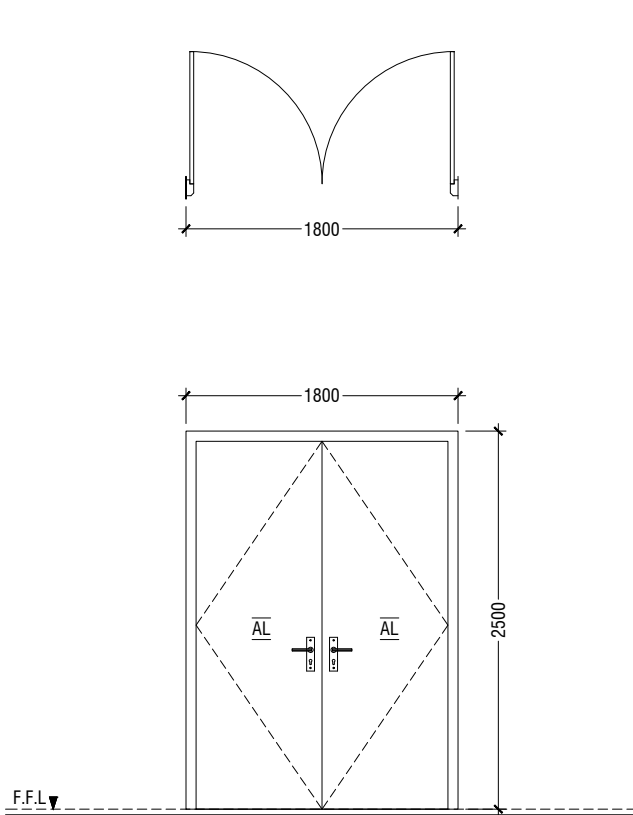




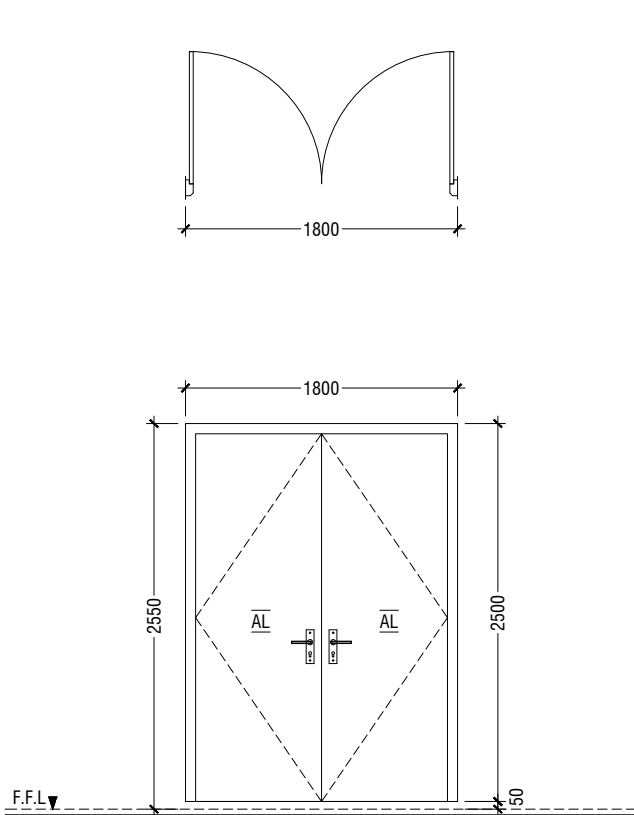
Issue	Date	Description
AMMENDMENTS.		
PHYSICAL FACILITIES DEVELOPMENT SECTION MINISTRY OF EDUCATION, MALE', REPUBLIC OF MALDIVES		
PROJECT HDH. NOLHIVARANFARU SCHOOL MULTIPURPOSE HALL & 8 CLASS ROOM		
PROJECT REFERENCE		
CLIENT : MINISTRY OF EDUCATION		
ARCHITECT :		
ENGINEER :		
DRAWN :		
CHECKED :		
SCALE : AS GIVEN		
DATE : 09 August 2023		
DWG NO : A 07 / 22		



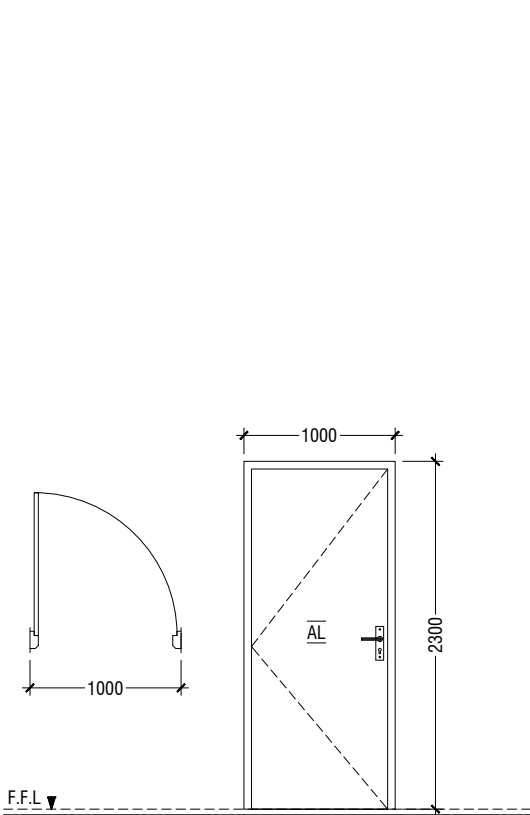
D1	DOUBLE SWING DOOR
REMARKS	50mm THICK WHITE POWDER COATED (60 MICRONS) ALUMINUM FRAMED WITH ALUMINIUM PANEL GLASS ON PANEL : 6mm THK REFLECTIVE GLASS
LOCATION	HALL MAIN ENTRANCE
QUANTITY	01 NOS
OPEN AREA	5.39 sqm



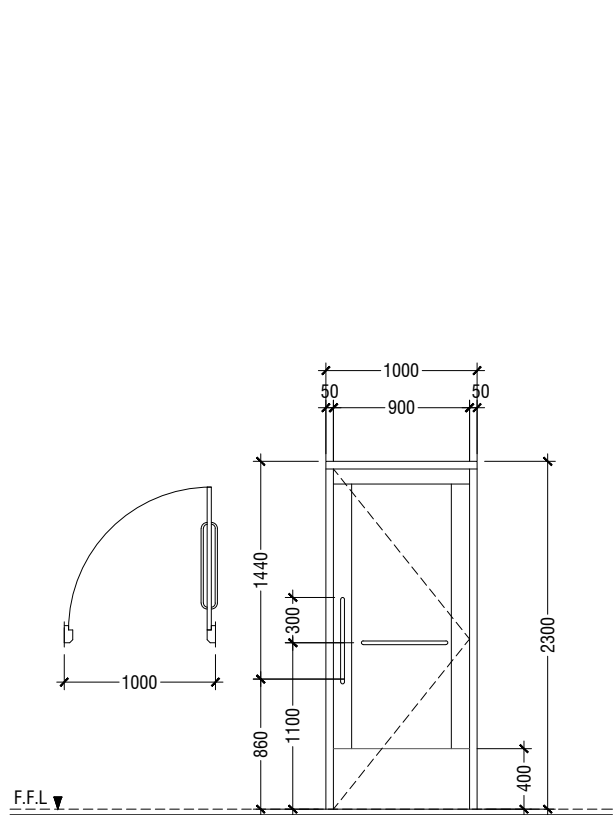
D2	DOUBLE SWING DOOR
REMARKS	50mm THICK WHITE POWDER COATED (60 MICRONS) ALUMINUM FRAMED WITH ALUMINIUM PANEL
LOCATION	HALL ENTRANCE
QUANTITY	08 NOS
OPEN AREA	4.05 sqm



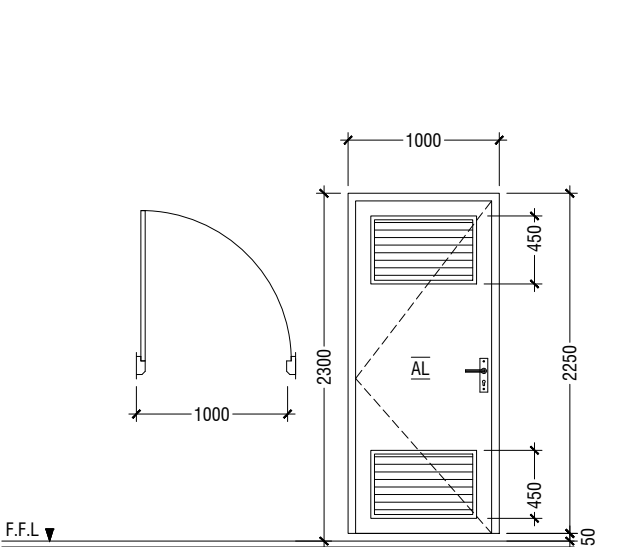
D2A	DOUBLE SWING DOOR
REMARKS	50mm THICK WHITE POWDER COATED (60 MICRONS) ALUMINUM FRAMED WITH ALUMINIUM PANEL
LOCATION	CATWALK ENTRANCE
QUANTITY	02 NOS
OPEN AREA	4.05 sqm



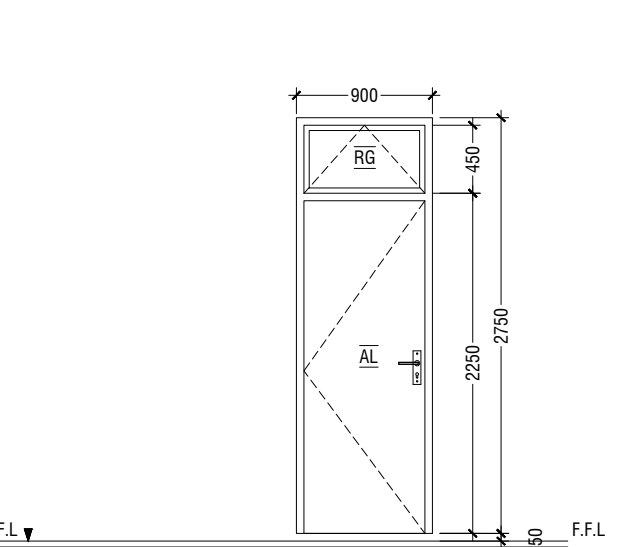
D3	SWING DOOR
REMARKS	50mm THICK WHITE POWDER COATED (60 MICRONS) ALUMINUM FRAMED WITH ALUMINIUM PANEL
LOCATION	ELECTRIC ROOM, CONTROL ROOM & STORE ROOM, CLEANER CLOSET
QUANTITY	06 NOS
OPEN AREA	2.03 sqm



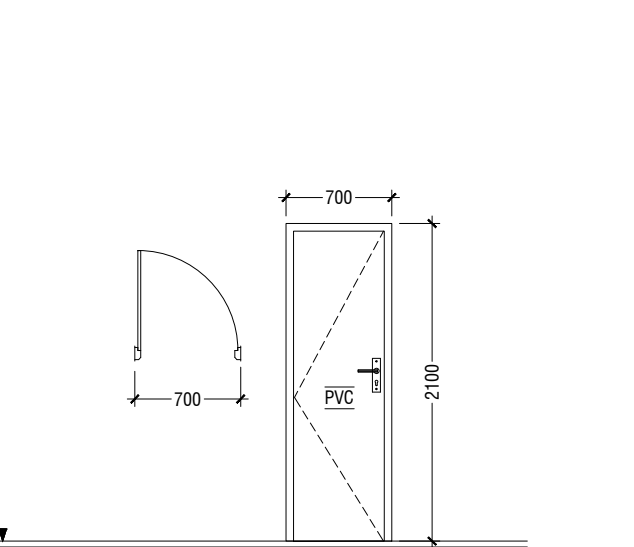
D4	SWING DOOR
REMARKS	50mm THICK WHITE POWDER COATED (60 MICRONS) ALUMINUM FRAMED WITH ALUMINIUM PANEL AND ALUMINIUM LOUVERS
LOCATION	DISABLED TOILET
QUANTITY	01 NOS
OPEN AREA	2.03 sqm



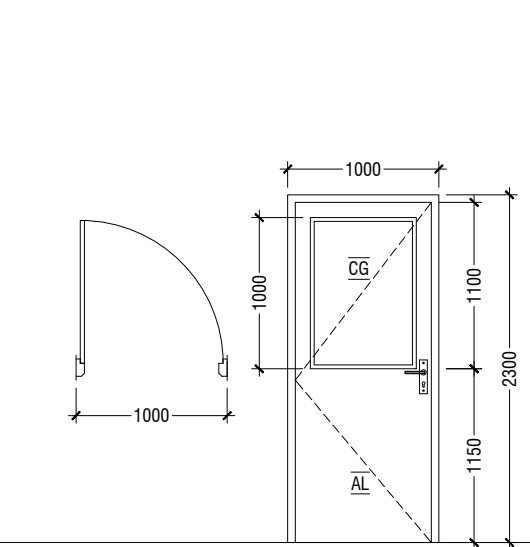
D5	SWING DOOR WITH ALUMINIUM LOUVERS
REMARKS	50mm THICK WHITE POWDER COATED (60 MICRONS) ALUMINUM FRAMED WITH ALUMINIUM PANEL AND ALUMINIUM LOUVERS
LOCATION	TOILETS & UNDER STAIR STORE
QUANTITY	06 NOS
OPEN AREA	1.98 sqm



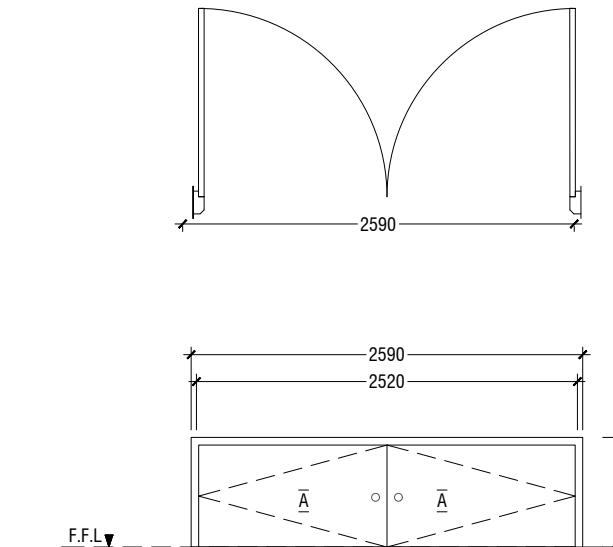
D6	SWING DOOR WITH TOP HUNG WINDOW
REMARKS	50mm THICK WHITE POWDER COATED (60 MICRONS) ALUMINUM FRAMED WITH ALUMINIUM PANEL DOOR AND REFLECTIVE GLASS WINDOW
LOCATION	CHANGING ROOM
QUANTITY	02 NOS
OPEN AREA	2.12 sqm



D7	PVC SWING DOOR
REMARKS	PVC WHITE FRAME AND PANEL
LOCATION	TOILETS
QUANTITY	09 NOS
OPEN AREA	1.23 SQM



D8	SWING DOOR
REMARKS	50mm THICK WHITE POWDER COATED (60 MICRONS) ALUMINUM FRAMED WITH ALUMINIUM PANEL AND 6mm THICK CLEAR GLASS
LOCATION	CLASSROOMS
QUANTITY	16 NOS
OPEN AREA	2.03 sqm



D9	DOUBLE SWING DOOR
REMARKS	50mm THICK WHITE POWDER COATED (60 MICRONS) ALUMINUM FRAMED WITH ALUMINIUM PANEL
LOCATION	STAGE STORE ACCESS
QUANTITY	05 NOS
OPEN AREA	1.66 SQM

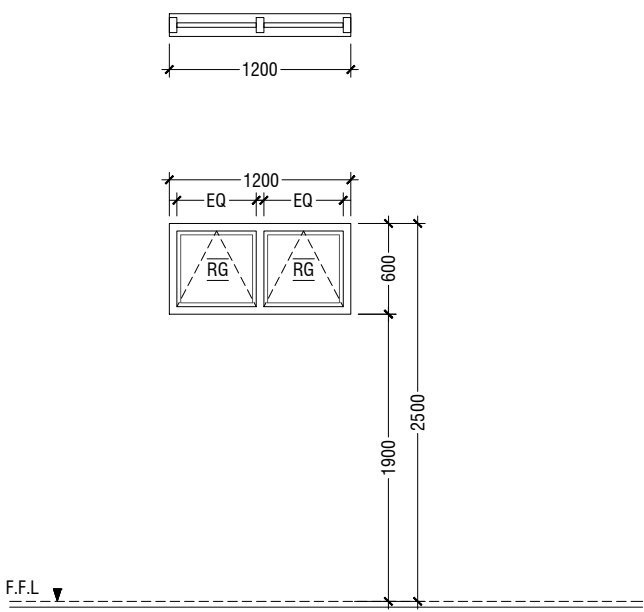
LEGEND:  
FCG - FIXED CLEAR GLASS  
FRG - FIXED REFLECTED GLASS  
RG - REFLECTED GLASS  
AL - ALUMINIUM  
PVC - POLYVINYL CHLORIDE

NOTE:-  
- FLOOR TO FLOOR HEIGHT VARIES AND WILL BE SUBJECTED TO CHANGES, LIKEWISE, THE BEAM DEPTH CHANGES AT DIFFERENT LOCATIONS OF SIMILAR DOORS/WINDOWS AND WILL BE SUBJECTED TO CHANGES  
- ALL DOORS & WINDOWS TO BE CHECKED ON SITE BEFORE FABRICATION.  
- ALL DOOR & WINDOWS VIEWED FROM EXTERIOR, FOR DOOR SWING, REFER TO FLOOR PLANS.  
- THE DOORS / WINDOWS WHICH DO NOT TOUCH THE BEAM SHALL HAVE A LINTEL BEAM (LB) ABOVE THE DOOR / WINDOW.  
- FOR ALL THE WINDOWS PUT A SILL BEAM BELOW THE WINDOW (SB)  
- FOR SAFETY PURPOSES REFER TO TECHNICAL SPECIFICATIONS FOR GLASS THICKNESS.

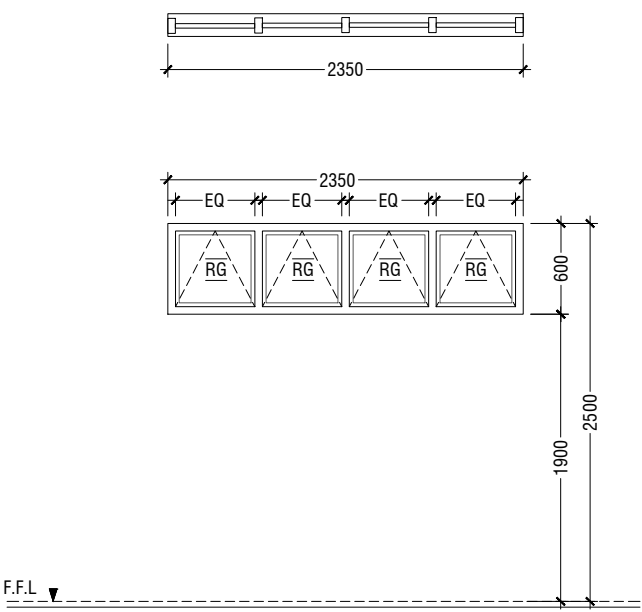
## DOOR / WINDOW SCHEDULE - 1

SCALE 1:50  
0 0.25 0.5 1 1.5 2 2.5

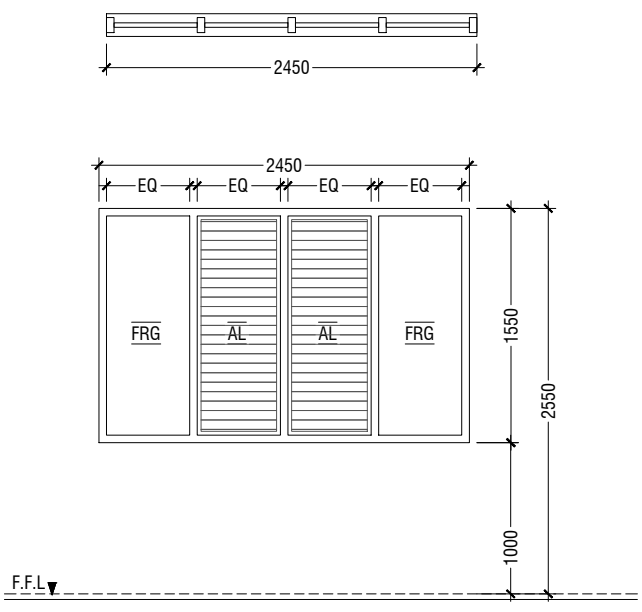
Issue	Date	Description
AMMENDMENTS.		
PHYSICAL FACILITIES DEVELOPMENT SECTION MINISTRY OF EDUCATION, MALE, REPUBLIC OF MALDIVES		
PROJECT <b>HDH. NOLHIVARANFARU SCHOOL MULTIPURPOSE HALL &amp; 8 CLASS ROOM</b>		
PROJECT REFERENCE		
CLIENT : MINISTRY OF EDUCATION		
ARCHITECT :		
ENGINEER :		
DRAWN :		
CHECKED :		
SCALE : AS GIVEN		
DATE : 09 August 2023		
DWG NO : A 08/ 22		



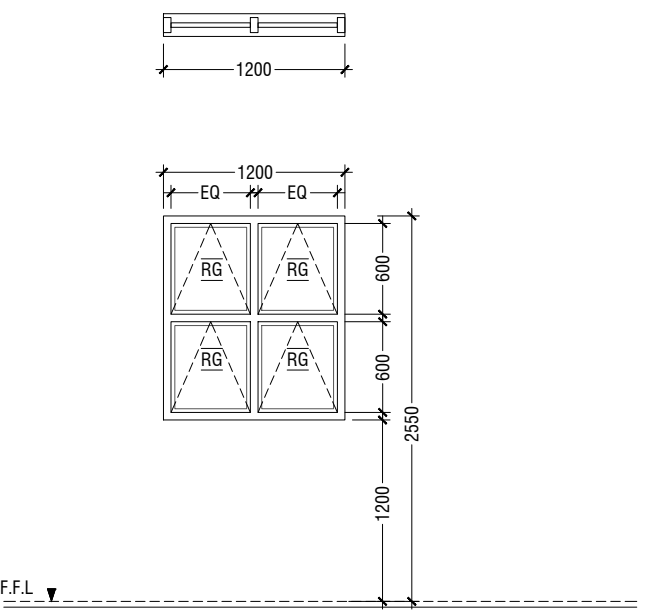
W1	TOP HUNG WINDOW
REMARKS	50mm THICK WHITE POWDER COATED (60 MICRONS) ALUMINUM FRAMED WINDOW WITH 6mm THICK REFLECTIVE GLASS
LOCATION	STORE ROOMS , ELECTRICAL ROOM
QUANTITY	03 NOS
OPEN AREA	0.53 sqm



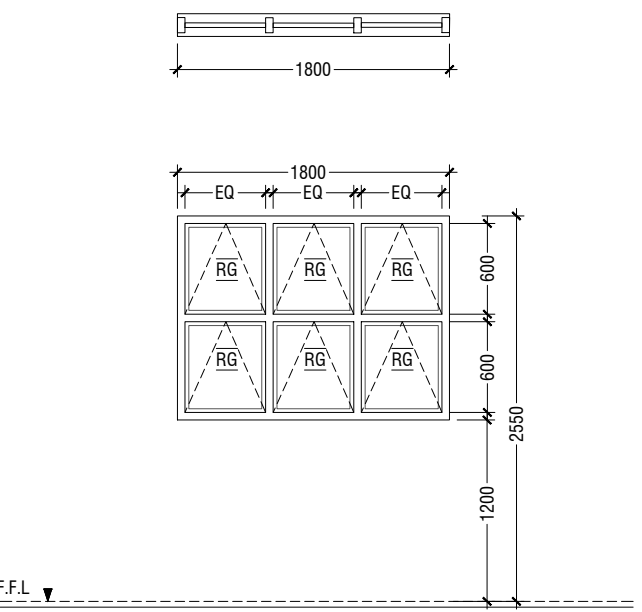
W2	TOP HUNG WINDOW
REMARKS	50mm THICK WHITE POWDER COATED (60 MICRONS) ALUMINUM FRAMED WINDOW WITH 6mm THICK REFLECTIVE GLASS
LOCATION	STORAGE
QUANTITY	00 NOS
OPEN AREA	1.05 sqm



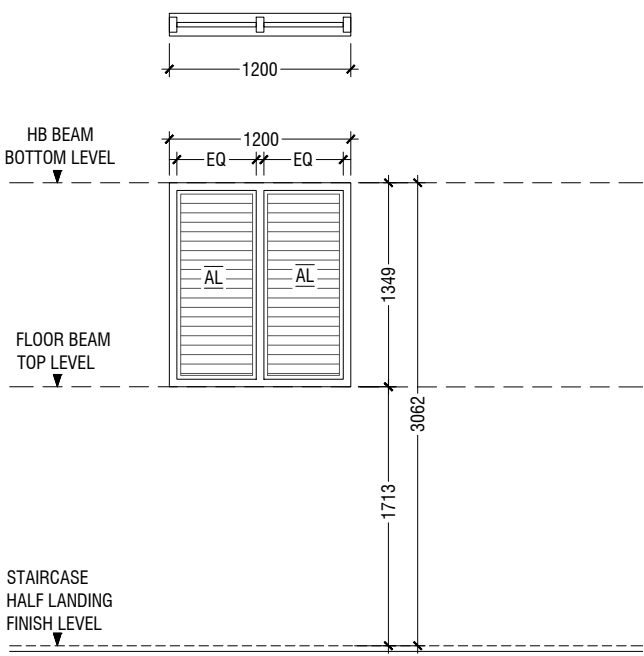
W3	WINDOW WITH FIXED GLASS & ALUMINUM LOUVERS
REMARKS	50mm THICK WHITE POWDER COATED (60 MICRONS) ALUMINUM FRAMED WINDOW WITH ALUMINIUM LOUVERS AND 6mm THICK REFLECTED FIXED GLASS PANELS
LOCATION	HALL
QUANTITY	12 NOS
OPEN AREA	1.59 sqm



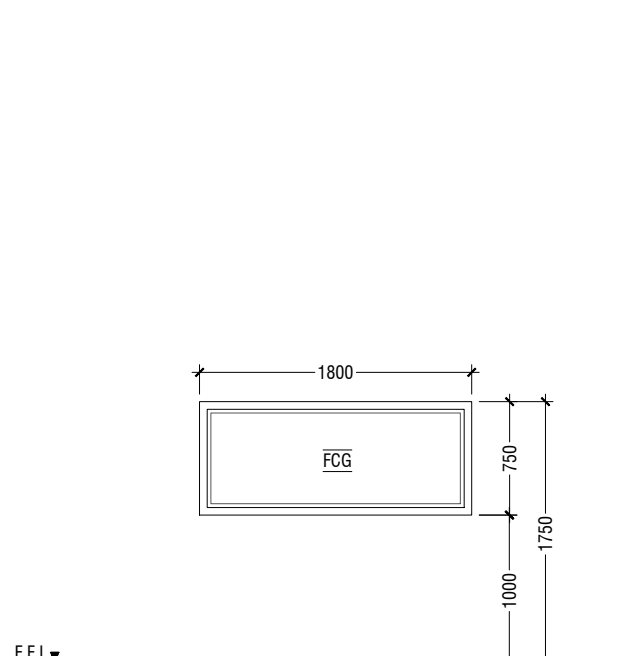
W4	TOP HUNG WINDOW
REMARKS	50mm THICK WHITE POWDER COATED (60 MICRONS) ALUMINUM FRAMED WINDOW WITH 6mm THICK REFLECTIVE GLASS
LOCATION	STORE ROOMS , CONTROL ROOM
QUANTITY	05 NOS
OPEN AREA	1.26 sqm



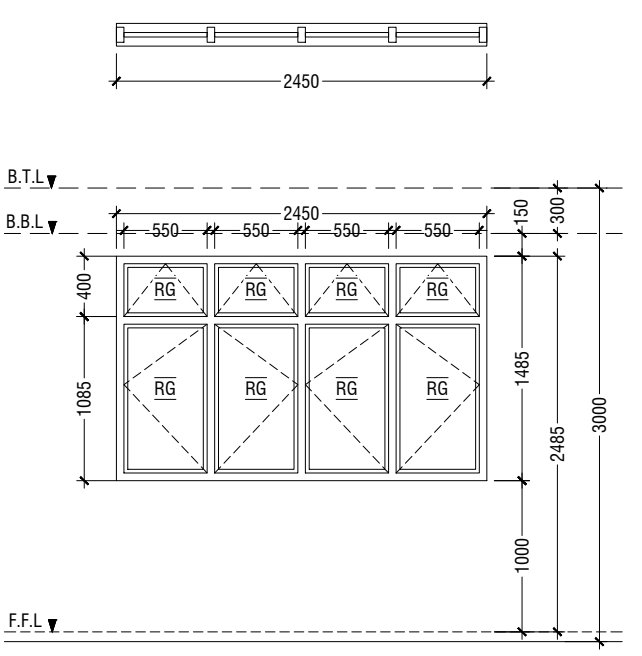
W5	TOP HUNG WINDOW
REMARKS	50mm THICK WHITE POWDER COATED (60 MICRONS) ALUMINUM FRAMED WINDOW WITH 6mm THICK REFLECTIVE GLASS
LOCATION	STAIRCASE LANDING
QUANTITY	02 NOS
OPEN AREA	1.92 sqm



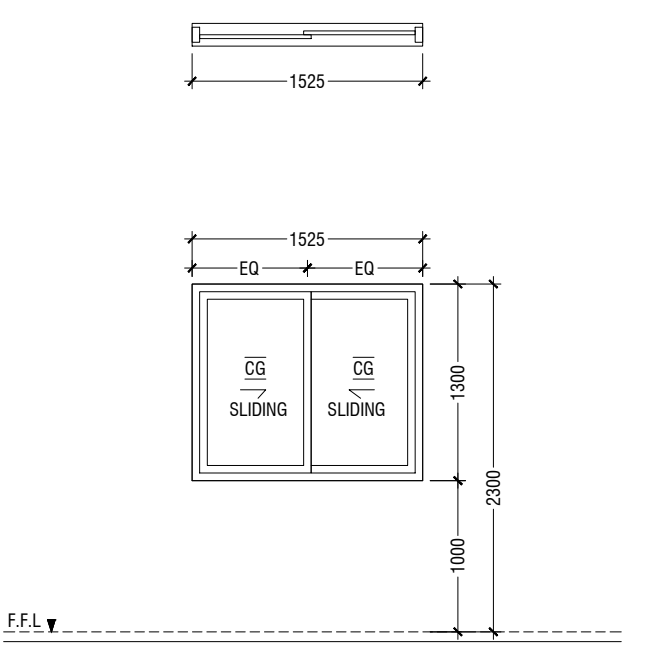
W6	LOUVERED WINDOW
REMARKS	50mm THICK WHITE POWDER COATED (60 MICRONS) ALUMINUM FRAMED WINDOW WITH ALUMINIUM LOUVERS
LOCATION	STAIRCASE HALF LANDING
QUANTITY	04 NOS
OPEN AREA	0.53 sqm



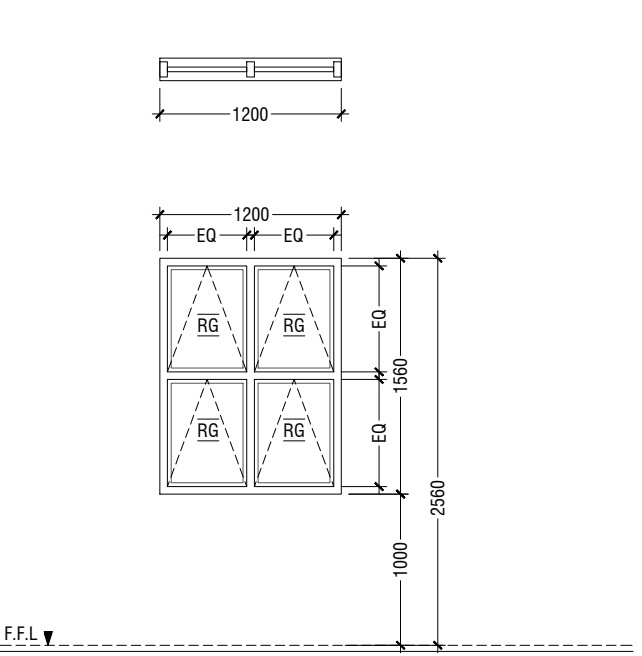
W7	FIXED WINDOW
REMARKS	50mm THICK WHITE POWDER COATED (60 MICRONS) ALUMINUM FRAMED WINDOW WITH 6mm THICK CLEAR GLASS PANEL
LOCATION	CONTROL ROOM
QUANTITY	01 NOS
OPEN AREA	- sqm



W8	SWING WINDOW
REMARKS	50mm THICK WHITE POWDER COATED (60 MICRONS) ALUMINUM FRAMED WINDOW WITH 6mm THICK REFLECTIVE GLASS
LOCATION	CLASSROOMS
QUANTITY	16 NOS
OPEN AREA	2.94 sqm



W9	SLIDING WINDOW
REMARKS	50mm THICK WHITE POWDER COATED (60 MICRONS) ALUMINUM FRAMED WITH ALUMINIUM PANEL AND 6mm THICK CLEAR GLASS
LOCATION	CLASSROOMS
QUANTITY	16 NOS
OPEN AREA	0.83 sqm



W10	TOP HUNG WINDOW
REMARKS	50mm THICK WHITE POWDER COATED (60 MICRONS) ALUMINUM FRAMED WINDOW WITH 6mm THICK REFLECTIVE GLASS
LOCATION	STORAGE
QUANTITY	03 NOS
OPEN AREA	1.48 sqm

LEGEND:  
FCG - FIXED CLEAR GLASS  
FRG - FIXED REFLECTED GLASS  
RG - REFLECTED GLASS  
AL - ALUMINIUM  
PVC - POLYVINYL CHLORIDE

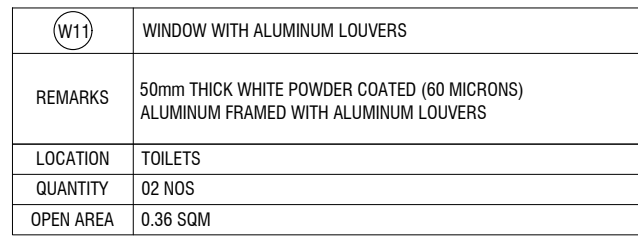
NOTE:-  
- FLOOR TO FLOOR HEIGHT VARIES AND WILL BE SUBJECTED TO CHANGES, LIKEWISE, THE BEAM DEPTH CHANGES AT DIFFERENT LOCATIONS OF SIMILAR DOORS/WINDOWS AND WILL BE SUBJECTED TO CHANGES  
- ALL DOORS & WINDOWS TO BE CHECKED ON SITE BEFORE FABRICATION.  
- ALL DOOR & WINDOWS VIEWED FROM EXTERIOR, FOR DOOR SWING, REFER TO FLOOR PLANS.  
- THE DOORS / WINDOWS WHICH DO NOT TOUCH THE BEAM SHALL HAVE A LINTEL BEAM (LB) ABOVE THE DOOR / WINDOW.  
- FOR ALL THE WINDOWS PUT A SILL BEAM BELOW THE WINDOW (SB)  
- FOR SAFETY PURPOSES REFER TO TECHNICAL SPECIFICATIONS FOR GLASS THICKNESS.

## DOOR / WINDOW SCHEDULE - 2

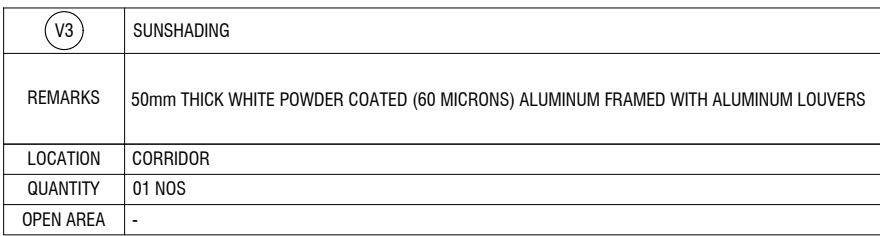
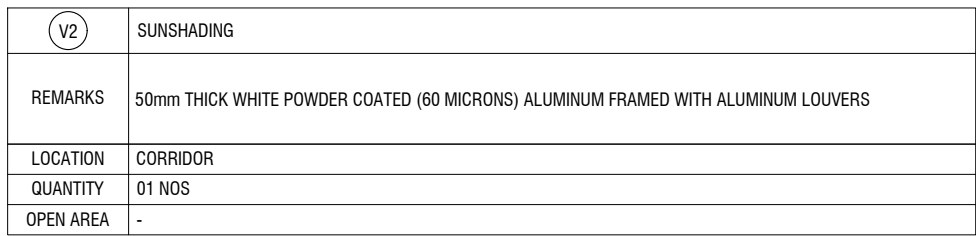
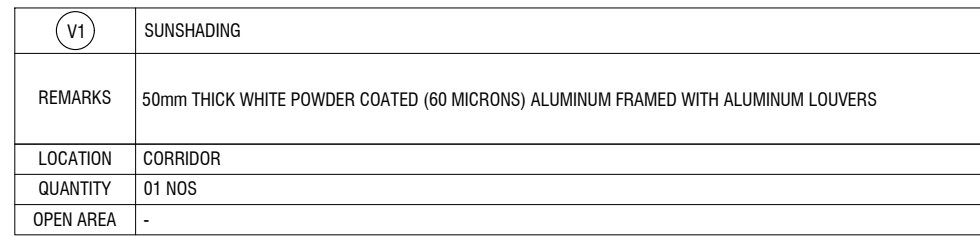
SCALE 1:50  
0 0.25 0.5 1 1.5 2 2.5

Issue	Date	Description
AMMENDMENTS.		

PHYSICAL FACILITIES DEVELOPMENT SECTION MINISTRY OF EDUCATION, MALE', REPUBLIC OF MALDIVES
PROJECT <b>HDH. NOLHIVARANFARU SCHOOL MULTIPURPOSE HALL &amp; 8 CLASS ROOM</b>
PROJECT REFERENCE
CLIENT :        MINISTRY OF EDUCATION
ARCHITECT :
ENGINEER :
DRAWN :
CHECKED :
SCALE :        AS GIVEN
DATE :         09 August 2023
DWG NO : A 09/ 22



- FLOOR TO FLOOR HEIGHT VARIES AND WILL BE SUBJECTED TO CHANGES.
- LIKEWISE, THE BEAM DEPTH CHANGES AT DIFFERENT LOCATIONS OF SIMILAR DOORS/WINDOWS AND WILL BE SUBJECTED TO CHANGES
- ALL DOORS & WINDOWS TO BE CHECKED ON SITE BEFORE FABRICATION.
- ALL DOORS & WINDOWS VIEWED FROM EXTERIOR, FOR DOOR SWING, REFER TO FLOOR PLANS.
- ALL DOORS / WINDOWS WHICH DO NOT TOUCH THE BEAM SHALL HAVE A SILL BEAM (LB)
- ABOVE THE DOOR / WINDOW.
- FOR ALL THE WINDOWS PUT A SILL BEAM BELOW THE WINDOW (SB)
- FOR SAFETY PURPOSES REFER TO TECHNICAL SPECIFICATIONS FOR GLASS THICKNESS.



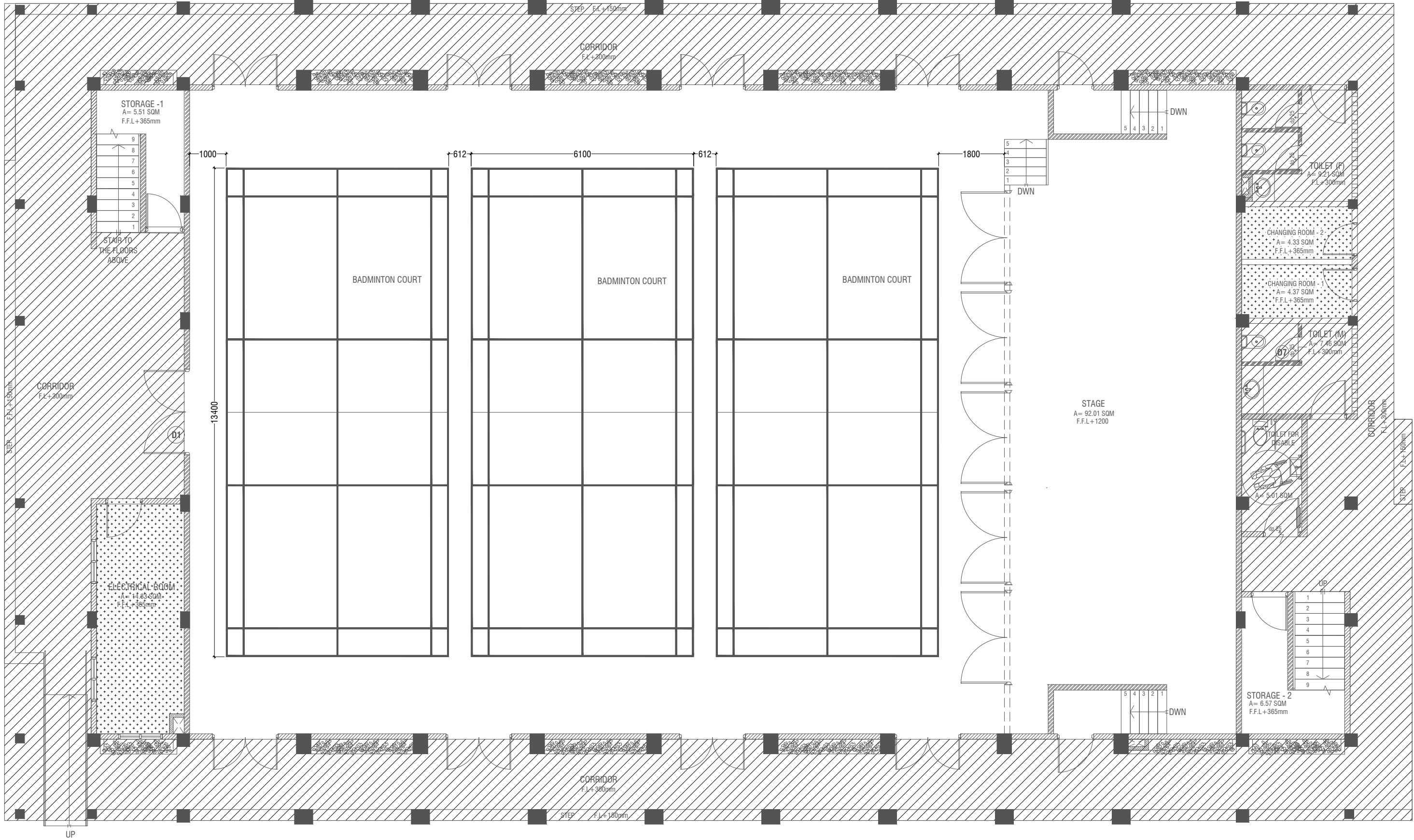
**SCALE 1:50**

0 0.25 0.5 1 1.5 2 2.5

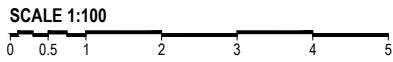
	Room name	Room Areas (sqm) ( Specify centre to centre or clear)	Window (opening) number	Required opening areas (sqm)	Designed opening areas (sqm)	Open %
	<b>Ground Floor</b>					
1	Multi-purpose Hall	497.29	D1, 8*D2 & 12*W3	49.73	56.87	11.44%
2	Electrical Room	14.83	3*W1	1.48	1.59	10.72%
3	Changing Room - 1	4.37	D6	0.44	2.12	48.51%
4	Changing Room - 2	4.33	D6	0.43	2.12	48.96%
5	Storage - 1	5.51	Mechanical Ventilation			
6	Storage - 2	6.57	W2	0.66	1.05	15.98%
7	Toilet for Disable	5.01	Mechanical Ventilation			
8	Toilet (Male)	7.46	RC FINS			
9	Toilet (Female)	9.21	RC FINS			
	<b>First Floor</b>					
1	Control Room	11.49	2*W4	1.15	2.52	21.93%
2	Store Room	14.83	3*W4	1.48	3.78	25.49%
	<b>Second Floor</b>					
1	Class Room - 1	58.03	2*D8, 2*W8 & 2*W9	5.80	11.60	19.99%
2	Class Room - 2	57.96	2*D8, 2*W8 & 2*W9	5.80	11.60	20.01%
3	Class Room - 3	57.96	2*D8, 2*W8 & 2*W9	5.80	11.60	20.01%
4	Class Room - 4	57.96	2*D8, 2*W8 & 2*W9	5.80	11.60	20.01%
5	Class Room - 5	58.03	2*D8, 2*W8 & 2*W9	5.80	11.60	19.99%
6	Class Room - 6	57.96	2*D8, 2*W8 & 2*W9	5.80	11.60	20.01%
7	Class Room - 7	58.03	2*D8, 2*W8 & 2*W9	5.80	11.60	19.99%
8	Class Room - 8	57.96	2*D8, 2*W8 & 2*W9	5.80	11.60	20.01%
9	Toilet (Male)	15.41	RC FINS			
10	Toilet (Female)	15.39	RC FINS			
11	Cleaner Closet	4.46	Mechanical Ventilation			
12	Storage	4.99	3*W10	0.50	4.44	88.98%

NOT TO SCALE

Issue	Date	Description
AMMENDMENTS.		
<p>PHYSICAL FACILITIES DEVELOPMENT SECTION MINISTRY OF EDUCATION, MALE, REPUBLIC OF MALDIVES</p>		
<p>PROJECT <b>HDH. NOLHIVARANFARU SCHOOL MULTIPURPOSE HALL &amp; 8 CLASS ROOM</b></p>		
PROJECT REFERENCE		
CLIENT : MINISTRY OF EDUCATION		
ARCHITECT :		
ENGINEER :		
DRAWN :		
CHECKED :		
SCALE : AS GIVEN		
DATE : 09 August 2023		
DWG NO : A 10/ 22		



GROUND FLOOR REFLECTED CEILING PLAN

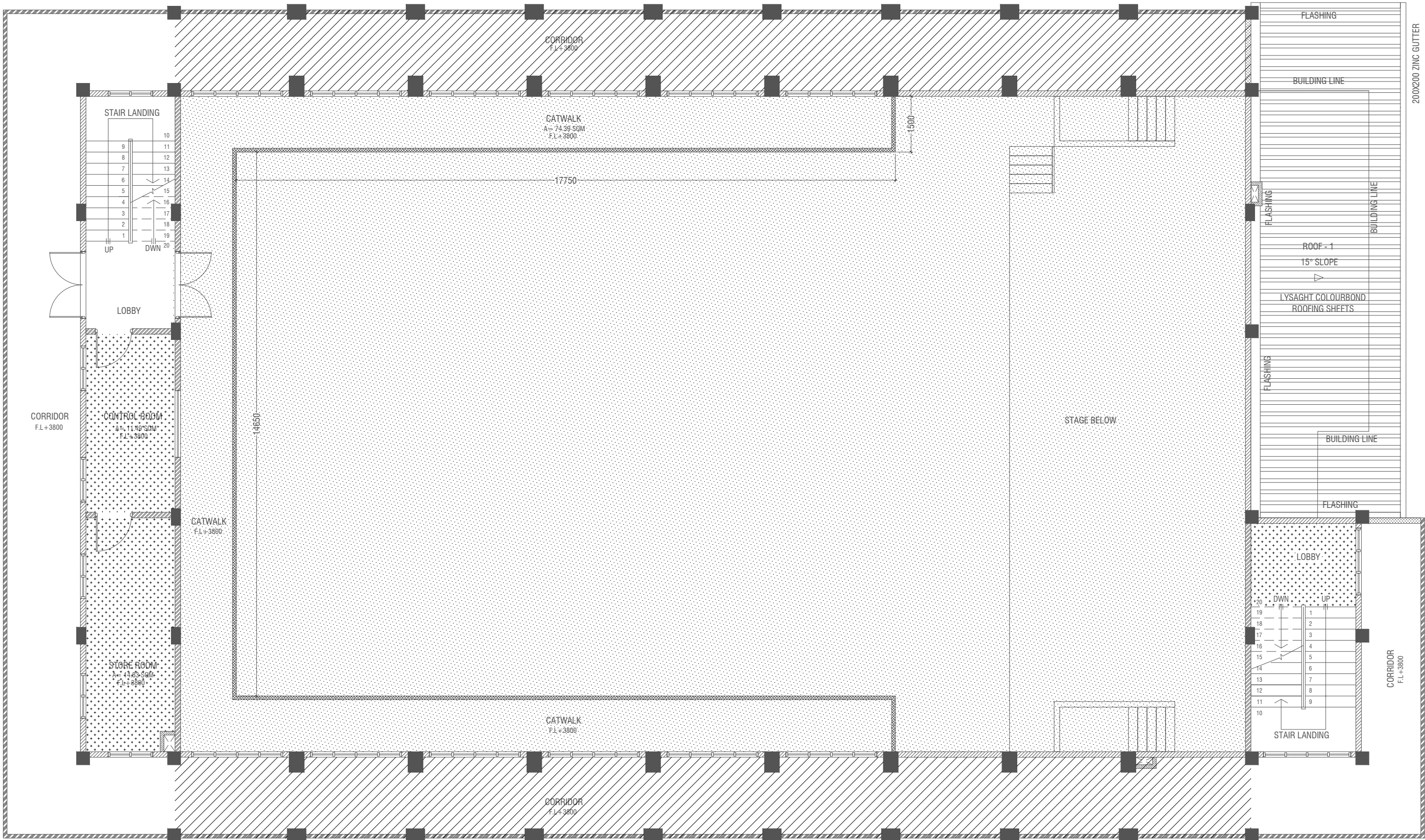


LEGEND

CODE	DESCRIPTION
	EXPOSED SLAB SOFFIT TO BE GROUND SMOOTH IN SELECT PAINT FINISH (ONE COAT OF PUTTY FOLLOWED BY SEALER AND 2 COATS OF PAINT)
	6mm THICK CEMENT BOARD CEILING (ONE COAT OF PUTTY FOLLOWED BY SEALER AND 2 COATS OF PAINT)

Issue	Date	Description
AMMENDMENTS.		
PHYSICAL FACILITIES DEVELOPMENT SECTION MINISTRY OF EDUCATION, MALE, REPUBLIC OF MALDIVES		
PROJECT HDH. NOLHIVARANFARU SCHOOL MULTIPURPOSE HALL & 8 CLASS ROOM		
PROJECT REFERENCE		
CLIENT :	MINISTRY OF EDUCATION	
ARCHITECT :		
ENGINEER :		
DRAWN :		
CHECKED :		
SCALE :	AS GIVEN	
DATE :	09 August 2023	
DWG NO :	A 11 / 22	





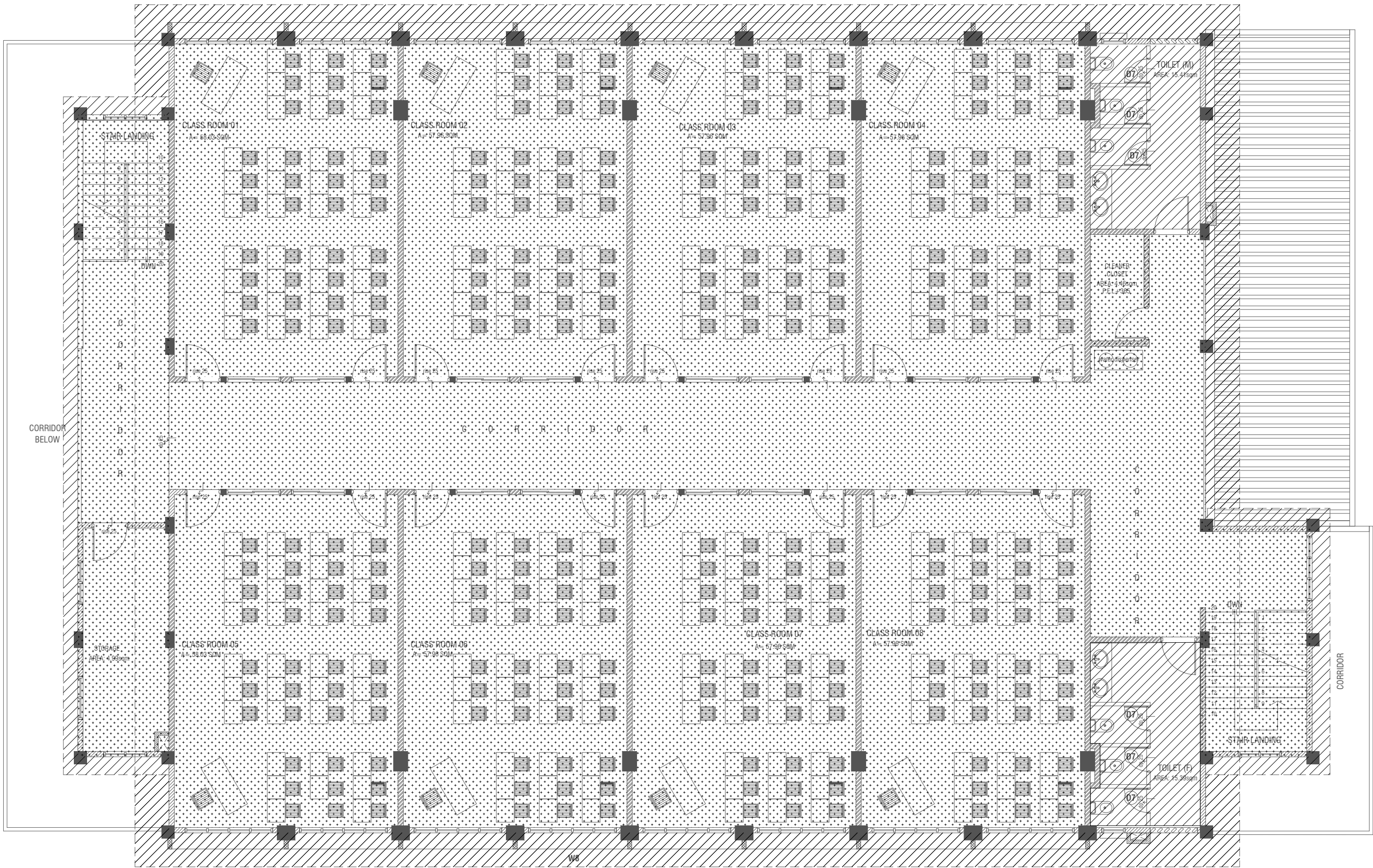
FIRST FLOOR REFLECTED CEILING PLAN

SCALE 1:100  
0 0.5 1 2 3 4 5

LEGEND


CODE	DESCRIPTION
	EXPOSED SLAB SOFFIT TO BE GROUND SMOOTH IN SELECT PAINT FINISH (ONE COAT OF PUTTY FOLLOWED BY SEALER AND 2 COATS OF PAINT)
	SUSPENDED ACOUSTIC CEILING SYSTEM WITH ALUMINUM FRAMING CEILING HEIGHT : +6900mm
	6mm THICK CEMENT BOARD CEILING (ONE COAT OF PUTTY FOLLOWED BY SEALER AND 2 COATS OF PAINT)

Issue	Date	Description
AMMENDMENTS.		
PHYSICAL FACILITIES DEVELOPMENT SECTION MINISTRY OF EDUCATION, MALE, REPUBLIC OF MALDIVES		
PROJECT HDH. NOLHIVARANFARU SCHOOL MULTIPURPOSE HALL & 8 CLASS ROOM		
PROJECT REFERENCE		
CLIENT :	MINISTRY OF EDUCATION	
ARCHITECT :		
ENGINEER :		
DRAWN :		
CHECKED :		
SCALE :	AS GIVEN	
DATE :	09 August 2023	
DWG NO :	A 12 / 22	



**SECOND FLOOR REFLECTED CEILING PLAN**

SCALE 1:100



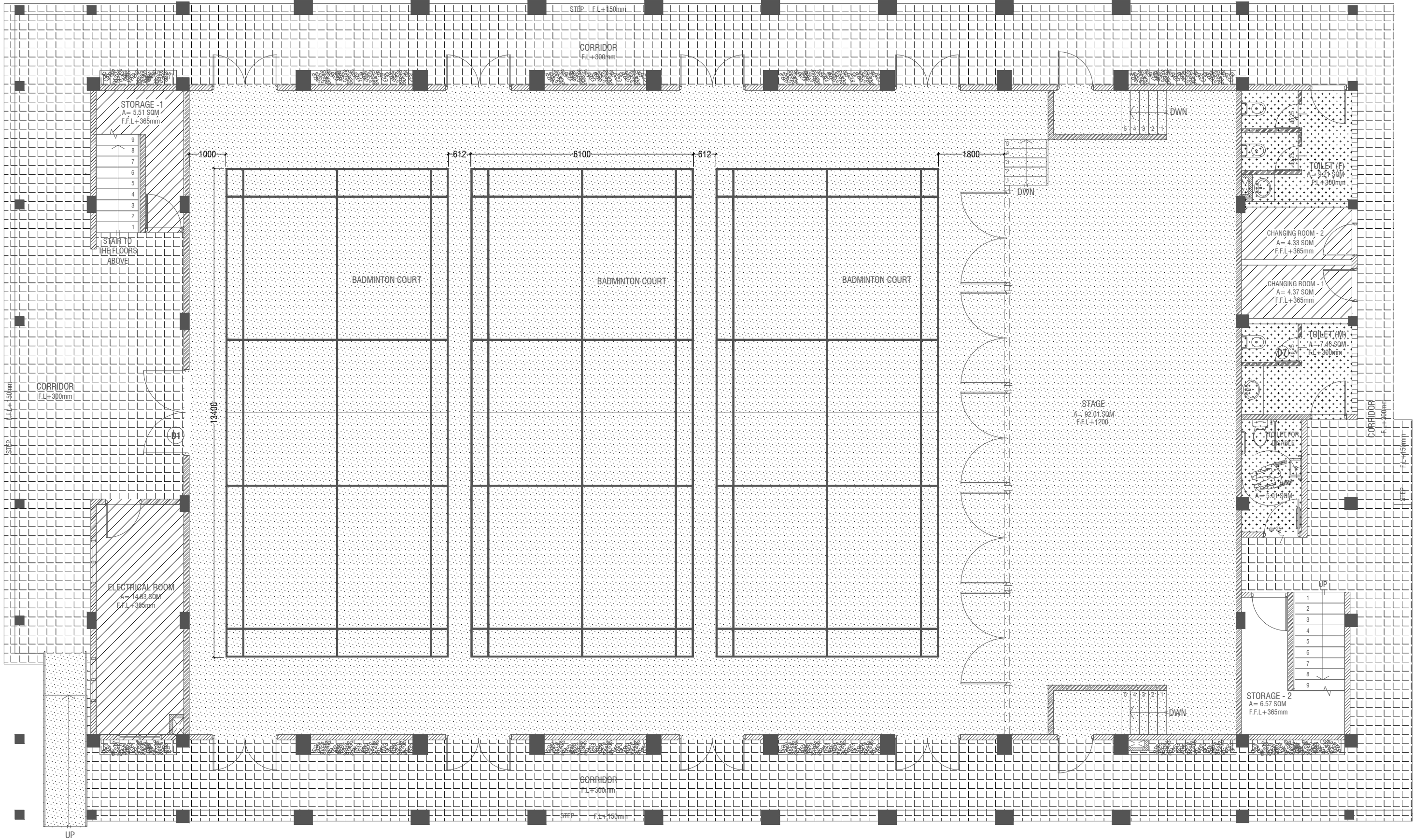
**LEGEND**

CODE	DESCRIPTION
	9mm THICK FIXED CEILING 'BORAL' OR EQUIVALENT PLASTERBOARD CEILING SYSTEM WITH TIMBER FRAMES, APPLIED WITH GROUND SMOOTH FINISH IN SELECTED PAINT
	6mm THICK CEMENT BOARD ON ROOF EAVE/GABLE CEILING (ONE COAT OF PUTTY FOLLOWED BY SEALER AND 2 COATS OF PAINT)

Issue	Date	Description
AMMENDMENTS.		

PROJECT	PHYSICAL FACILITIES DEVELOPMENT SECTION MINISTRY OF EDUCATION, MALE', REPUBLIC OF MALDIVES	
	HDH. NOLHIVARANFARU SCHOOL MULTIPURPOSE HALL & 8 CLASS ROOM	

PROJECT REFERENCE	
CLIENT :	MINISTRY OF EDUCATION
ARCHITECT :	
ENGINEER :	
DRAWN :	
CHECKED :	
SCALE :	AS GIVEN
DATE :	09 August 2023
DWG NO :	A 13 / 22



**GROUND FLOOR FINISHES PLAN**  
SCALE 1:100




**LEGEND**

CODE	DESCRIPTION
	2.5mm SELF LEVELING CEMENT WITH EPOXY FLOOR PAINT (2 COATS OF EPOXY)
	600X600mm HOMOGENOUS NON-SLIP TILES OVER 25mm SCREEDING
	600X600mm HOMOGENOUS NON-SLIP TILES OVER 25mm SCREEDING (CEMENTITIOUS WATERPROOFING: MASTERPEL 588 OR EQUIVALENT ON TOP OF THE SLAB)

	300X300mm HOMOGENOUS NON-SLIP TILES OVER 25mm SCREEDING(APPLY SYNTHETIC WATERPROOFING ON SLAB)
--	--

NOTE:  
BADMINTON COURT TO BE DRAWN ON WITH ELASTOMETRIC PAINT IN SELECTED PAINT FINISH  
STAGE SHOULD HAVE A CARPET FINISH ON TOP OF THE 25X100mm HARDWOOD FLOORING

Issue	Date	Description
AMMENDMENTS.		
PHYSICAL FACILITIES DEVELOPMENT SECTION MINISTRY OF EDUCATION, MALE, REPUBLIC OF MALDIVES		
PROJECT HDH. NOLHIVARANFARU SCHOOL MULTIPURPOSE HALL & 8 CLASS ROOM		
PROJECT REFERENCE		
CLIENT : MINISTRY OF EDUCATION		
ARCHITECT :		
ENGINEER :		
DRAWN :		
CHECKED :		
SCALE : AS GIVEN		
DATE : 09 August 2023		
DWG NO : A 14/ 22		



**FIRST FLOOR FINISHES PLAN**  
SCALE 1:100

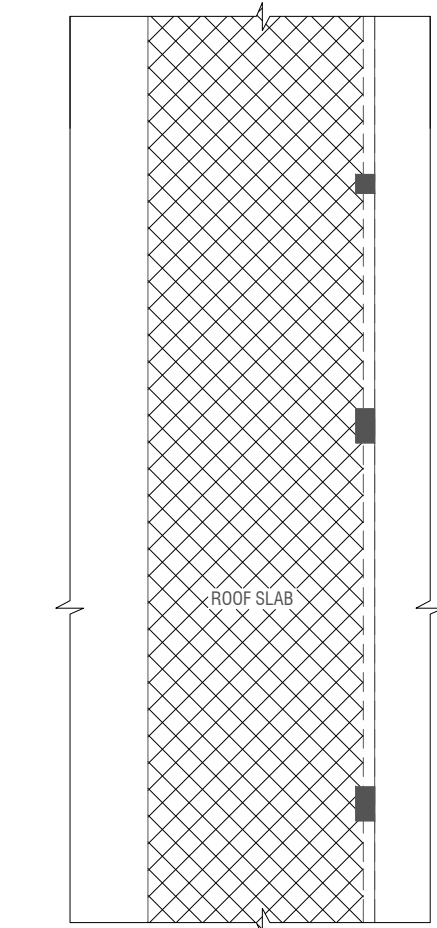


**LEGEND**

CODE	DESCRIPTION
	35mm NORMAL SCREEDING WITH 2.5mm SELF LEVELING CEMENT WITH EPOXY FLOOR PAINT (2 COATS OF EPOXY)
	600X600mm HOMOGENOUS NON-SLIP TILES OVER 50mm SCREEDING
	SELF LEVELLING CEMENT FLOOR SCREED WITH BITUMINOUS WATERPROOFING AGENT
	600X600mm HOMOGENOUS NON-SLIP TILES OVER 25mm SCREEDING (CEMENTITIOUS WATERPROOFING: MASTERPEL 588 OR EQUIVALENT ON TOP OF THE SLAB)

Issue	Date	Description
AMMENDMENTS.		
PHYSICAL FACILITIES DEVELOPMENT SECTION MINISTRY OF EDUCATION, MALE, REPUBLIC OF MALDIVES		
PROJECT <b>HDH. NOLHIVARANFARU SCHOOL MULTIPURPOSE HALL &amp; 8 CLASS ROOM</b>		
PROJECT REFERENCE		
CLIENT :	MINISTRY OF EDUCATION	
ARCHITECT :		
ENGINEER :		
DRAWN :		
CHECKED :		
SCALE :	AS GIVEN	
DATE :	09 August 2023	
DWG NO :	A 15/ 27	

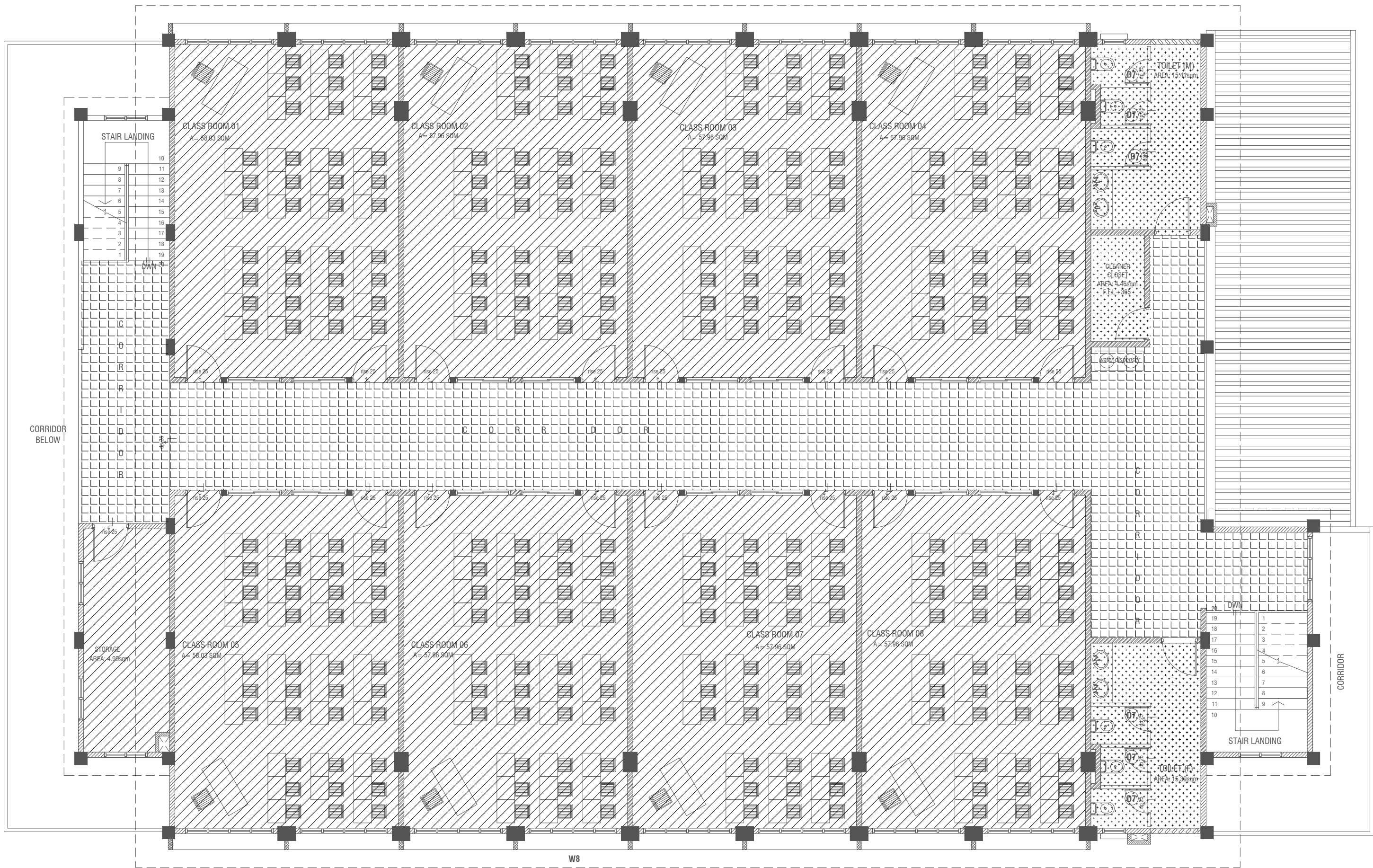




NOTE:  
THE FINISH FLOOR LEVELS OF THE SLAB TOP OF THE ROOF SLABS SHALL BE DONE WITH SELF LEVELLING CEMENT FLOOR SCREED WITH BITUMINOUS WATERPROOFING AGENT

## ROOF SLAB FLOOR FINISHES PLAN

SCALE 1:100  
0 0.5 1 2 3 4 5



## SECOND FLOOR FINISHES PLAN

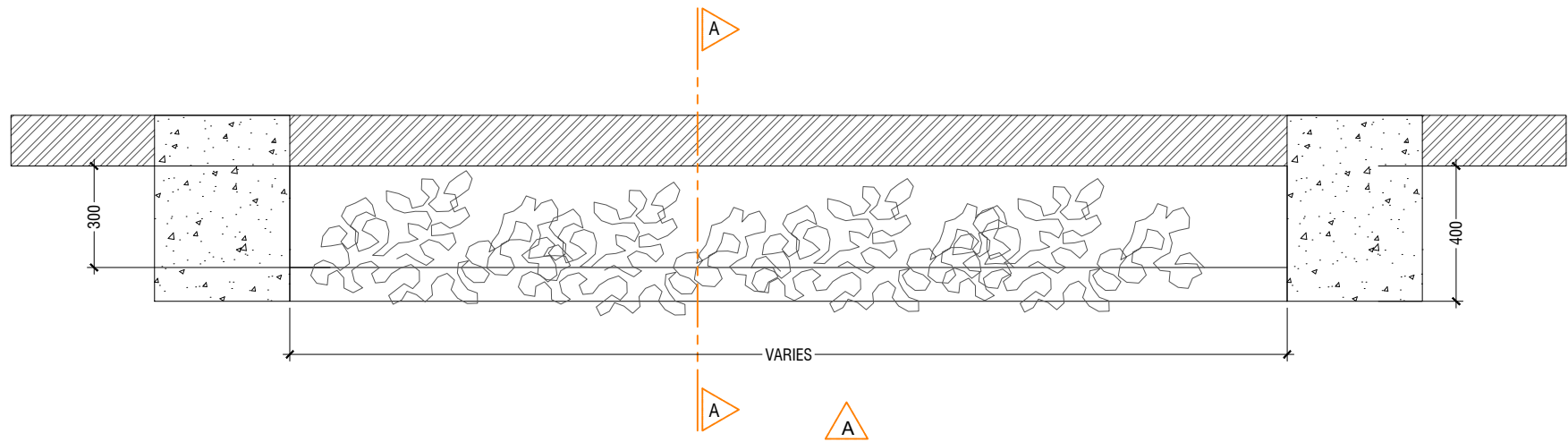
SCALE 1:100  
0 0.5 1 2 3 4 5

### LEGEND

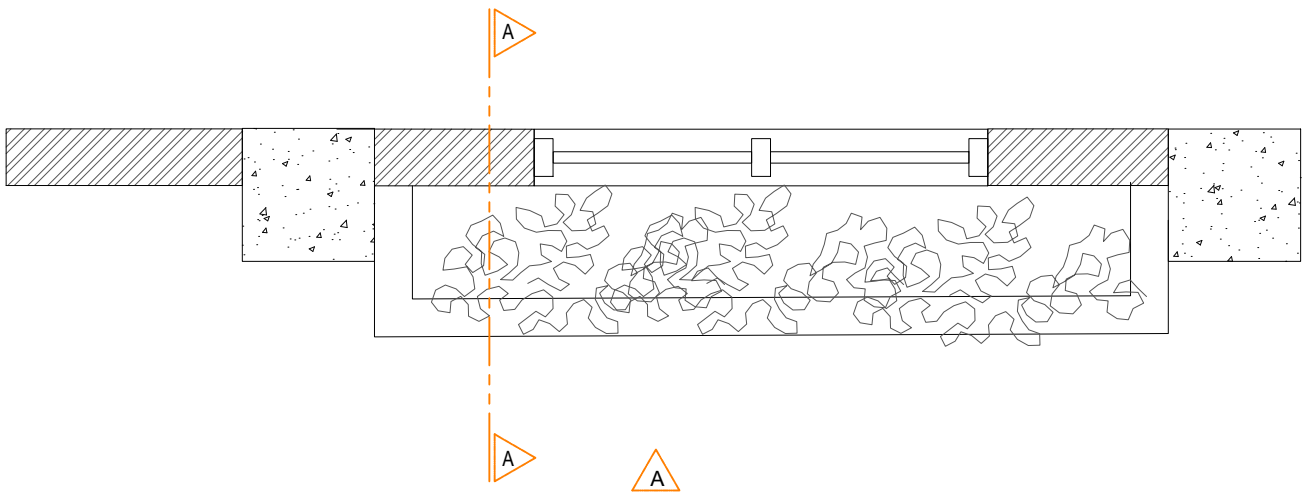
CODE	DESCRIPTION
	600X600mm HOMOGENOUS NON-SLIP TILES OVER 50mm SCREEDING
	SELF LEVELLING CEMENT FLOOR SCREED WITH BITUMINOUS WATERPROOFING AGENT
	300X300mm HOMOGENOUS NON-SLIP TILES OVER 25mm SCREEDING(APPLY SYNTHETIC WATERPROOFING ON SLAB)
	600X600mm HOMOGENOUS NON-SLIP TILES OVER 25mm SCREEDING (CEMENTITIOUS WATERPROOFING: MASTERPEL 588 OR EQUIVALENT ON TOP OF THE SLAB)

Issue	Date	Description
AMMENDMENTS.		
PHYSICAL FACILITIES DEVELOPMENT SECTION MINISTRY OF EDUCATION, MALE', REPUBLIC OF MALDIVES		
PROJECT HDH. NOLHIVARANFARU SCHOOL MULTIPURPOSE HALL & 8 CLASS ROOM		
PROJECT REFERENCE		
CLIENT : MINISTRY OF EDUCATION		
ARCHITECT :		
ENGINEER :		
DRAWN :		
CHECKED :		
SCALE : AS GIVEN		
DATE : 09 August 2023		
DWG NO : A 16/ 27		






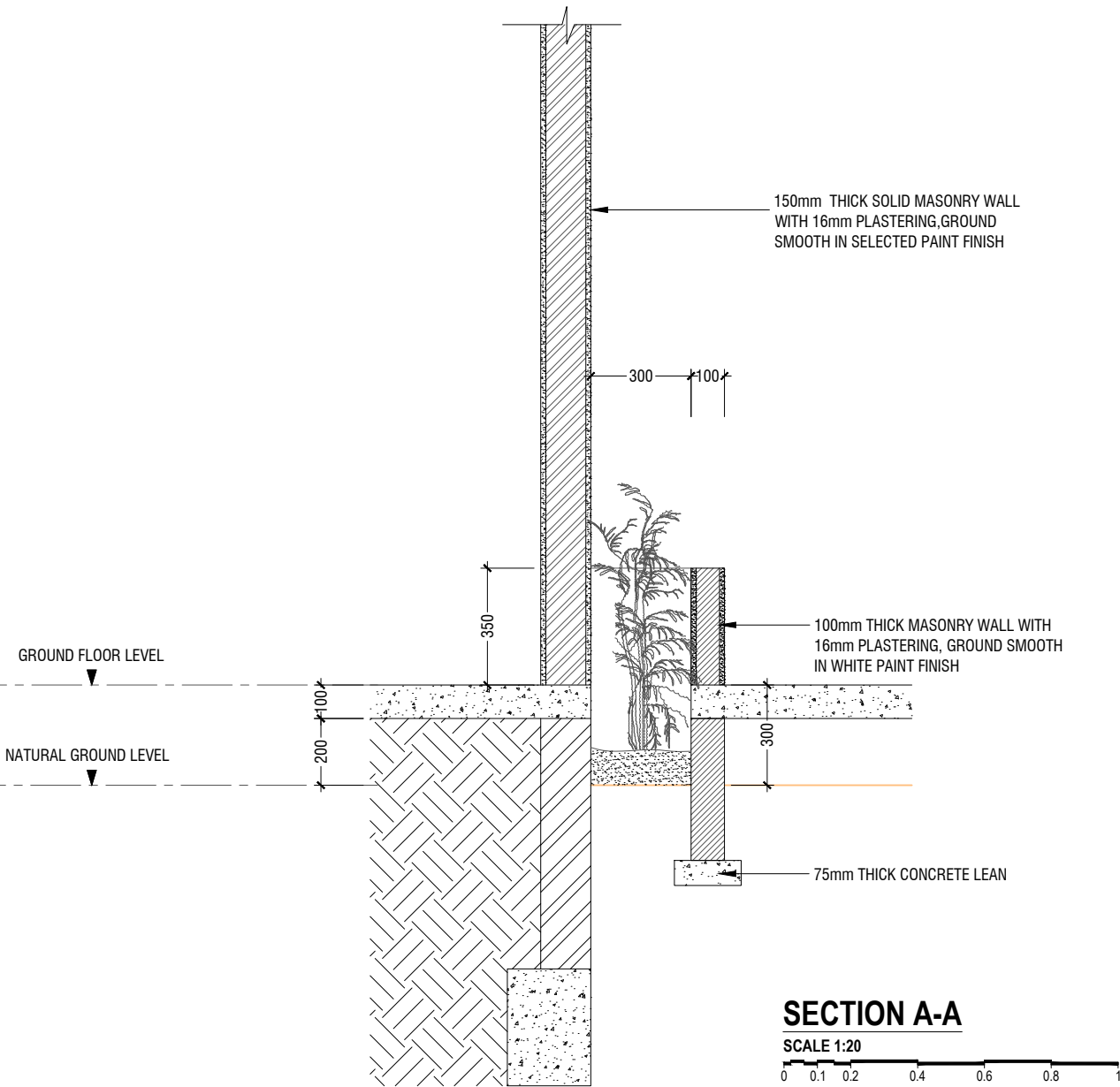
TYPICAL PLAN VIEW TYPE - 1  
SCALE 1:20  
0 0.1 0.2 0.4 0.6 0.8 1



TYPICAL PLAN VIEW TYPE - 2  
SCALE 1:20  
0 0.1 0.2 0.4 0.6 0.8 1



ELEVATION A  
SCALE 1:20  
0 0.1 0.2 0.4 0.6 0.8 1

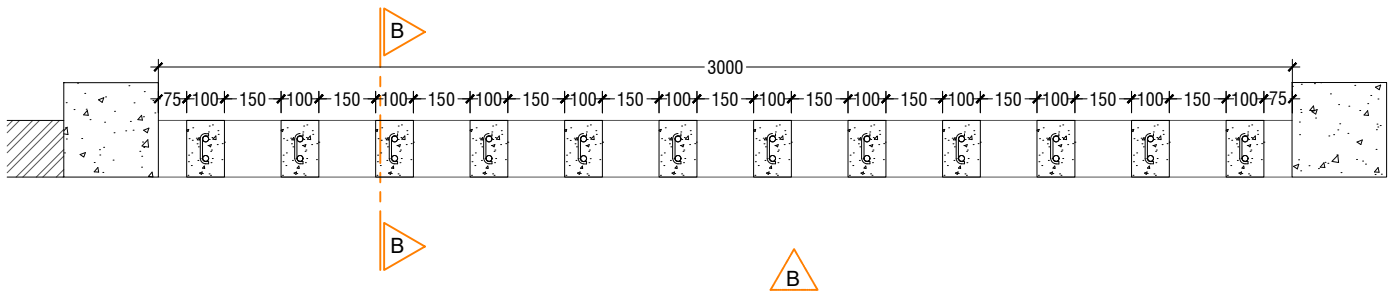


SECTION A-A  
SCALE 1:20  
0 0.1 0.2 0.4 0.6 0.8 1

DETAIL - 1 (PLANTER BOX DETAILS)

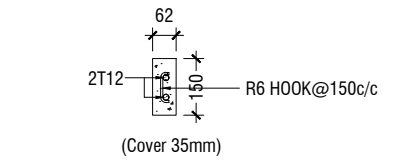
SCALE 1:20  
0 0.1 0.2 0.4 0.6 0.8 1

Issue	Date	Description
AMMENDMENTS.		
PHYSICAL FACILITIES DEVELOPMENT SECTION MINISTRY OF EDUCATION, MALE, REPUBLIC OF MALDIVES		
PROJECT HDH. NOLHIVARANFARU SCHOOL MULTIPURPOSE HALL & 8 CLASS ROOM		
PROJECT REFERENCE		
CLIENT : MINISTRY OF EDUCATION		
ARCHITECT :		
ENGINEER :		
DRAWN :		
CHECKED :		
SCALE : AS GIVEN		
DATE : 09 August 2023		
DWG NO : A 17 / 27		



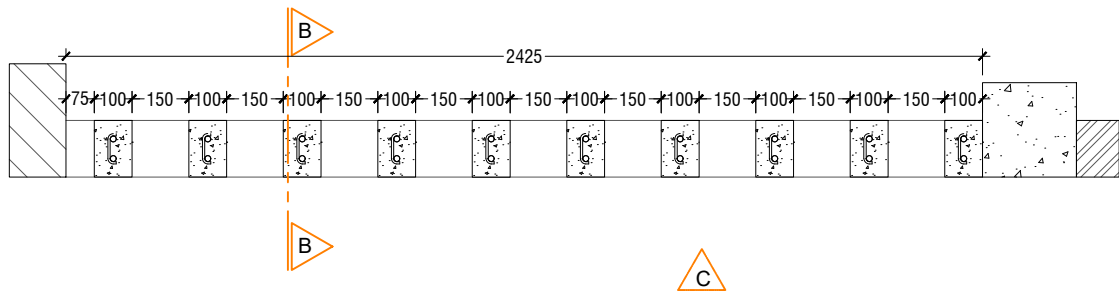
TYPE - 1 PLAN VIEW

SCALE 1:20




RC FIN DETAIL

SCALE 1:20




TYPE - 2 PLAN VIEW

SCALE 1:20




ELEVATION - B

SCALE 1:20



SECTION B-B

SCALE 1:20



ELEVATION - C

SCALE 1:20

DETAIL - 2 (RC FIN DETAILS)

SCALE 1:20

Issue	Date	Description
AMMENDMENTS.		
PHYSICAL FACILITIES DEVELOPMENT SECTION MINISTRY OF EDUCATION, MALE, REPUBLIC OF MALDIVES		
PROJECT HDH. NOLHIVARANFARU SCHOOL MULTIPURPOSE HALL & 8 CLASS ROOM		
PROJECT REFERENCE		
CLIENT :	MINISTRY OF EDUCATION	
ARCHITECT :		
ENGINEER :		
DRAWN :		
CHECKED :		
SCALE :	AS GIVEN	
DATE :	09 August 2023	
DWG NO :	A 18/ 27	



SCALE 1:50



**SCALE 1:50**



**SCALE 1:50**



SCALE 1:20



SCALE 1:50



NOTE:  
ALL THE MATERIALS FOR FIXTURES SHALL BE APPROVED  
BY THE ARCHITECT/CONSULTANT BEFORE INSTALLATION

GRAB BARS OF THE DISABLE TOILET SHALL BE AS PER MANUFACTURE'S DETAIL



SCALE 1:50



SCALE 1:50



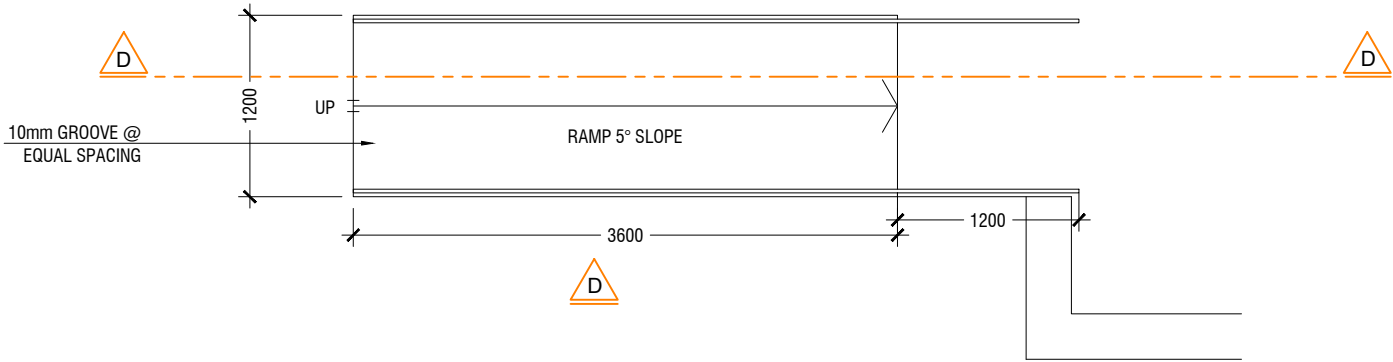
SCALE 1:50



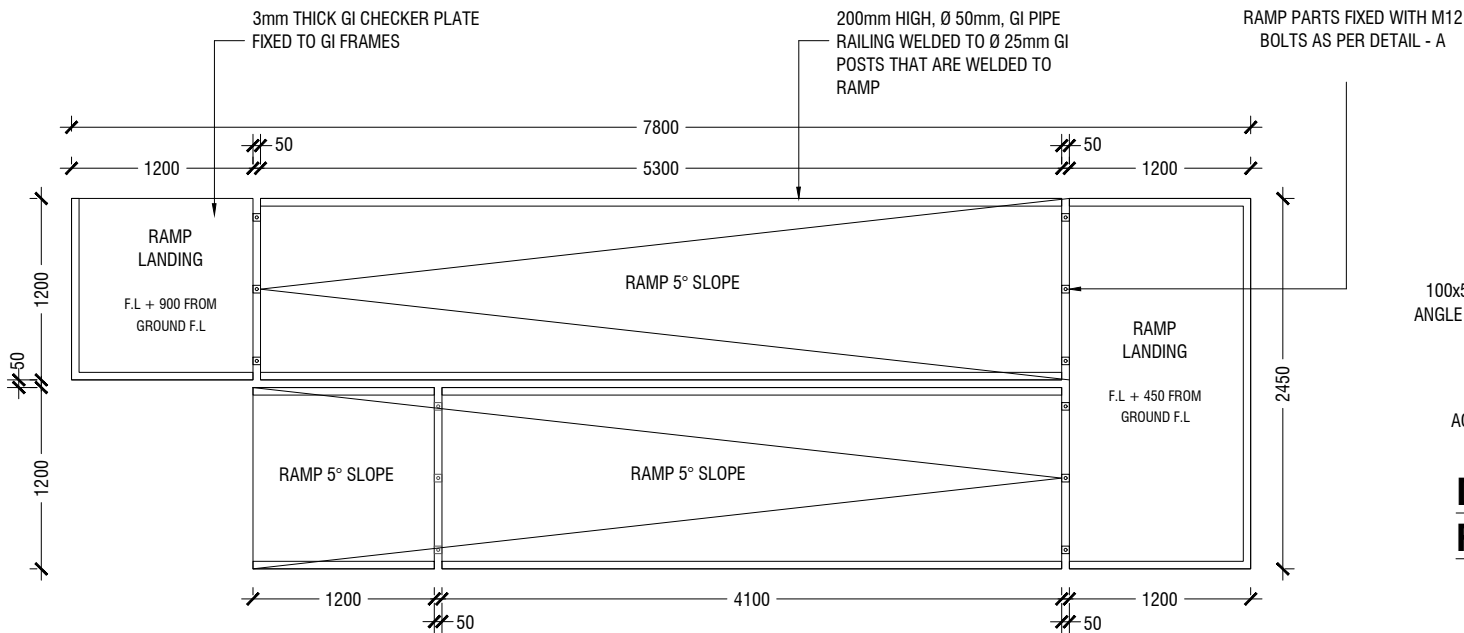
SCALE 1:50



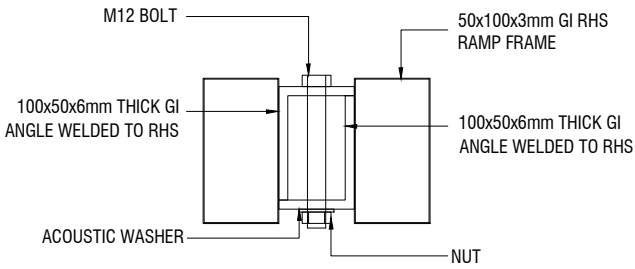
Issue	Date	Description
AMMENDMENTS.		
<p>PHYSICAL FACILITIES DEVELOPMENT SECTION MINISTRY OF EDUCATION, MALE; REPUBLIC OF MALDIVES</p>		
<p>PROJECT <b>BDH. NOLHIVARANFARU SCHOOL MULTIPURPOSE HALL &amp; 8 CLASS ROOM</b></p>		
PROJECT REFERENCE		
CLIENT :	MINISTRY OF EDUCATION	
ARCHITECT :		
ENGINEER :		
DRAWN :		
CHECKED :		
SCALE :	AS GIVEN	
DATE :	09 August 2023	
DWG NO : A 19 / 27		



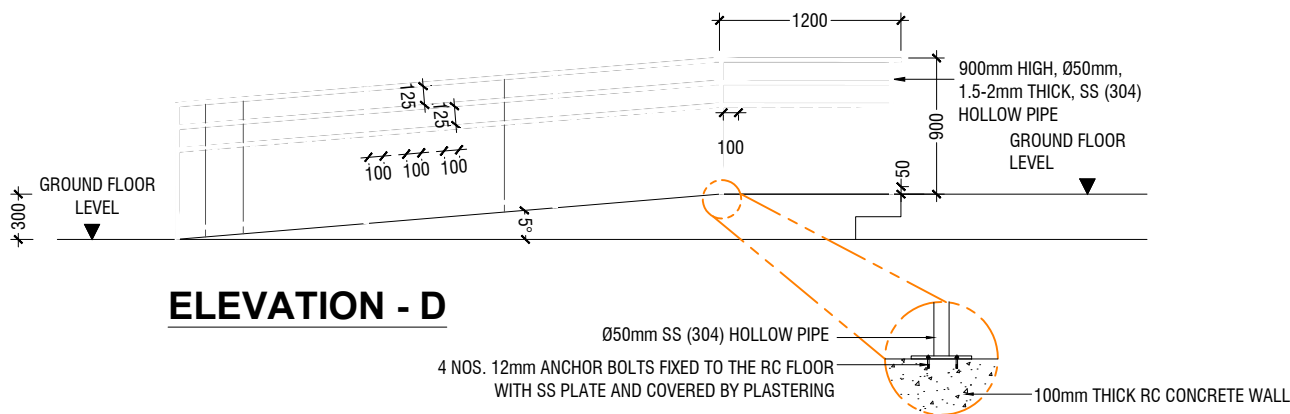
**BUILDING ENTRANCE RAMP PLAN**



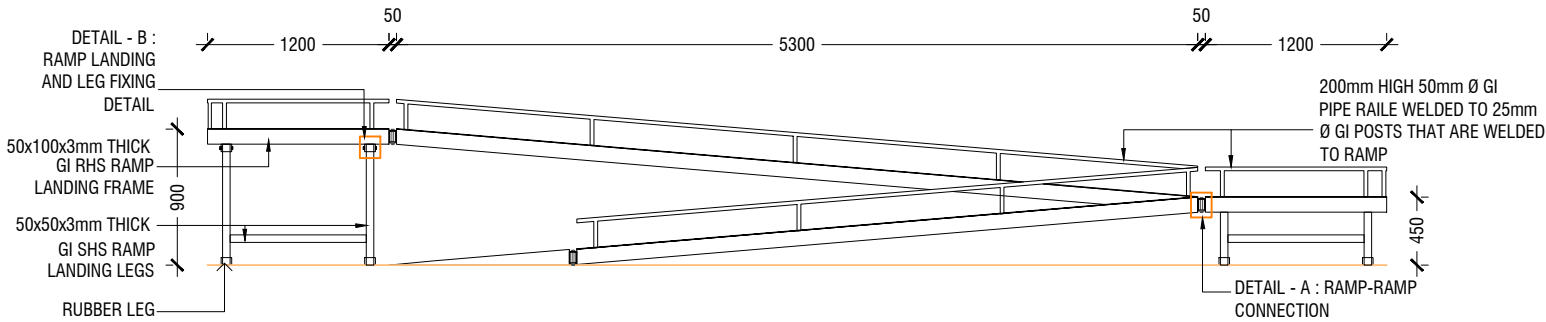
**STAGE RAMP PLAN**



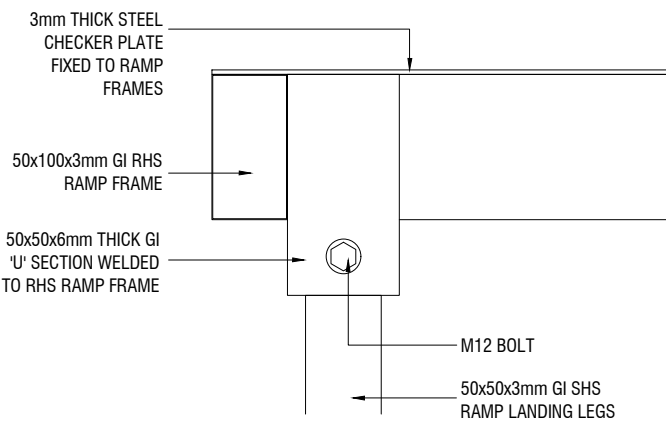
**DETAIL - A  
RAMP - RAMP CONNECTION DETAIL**



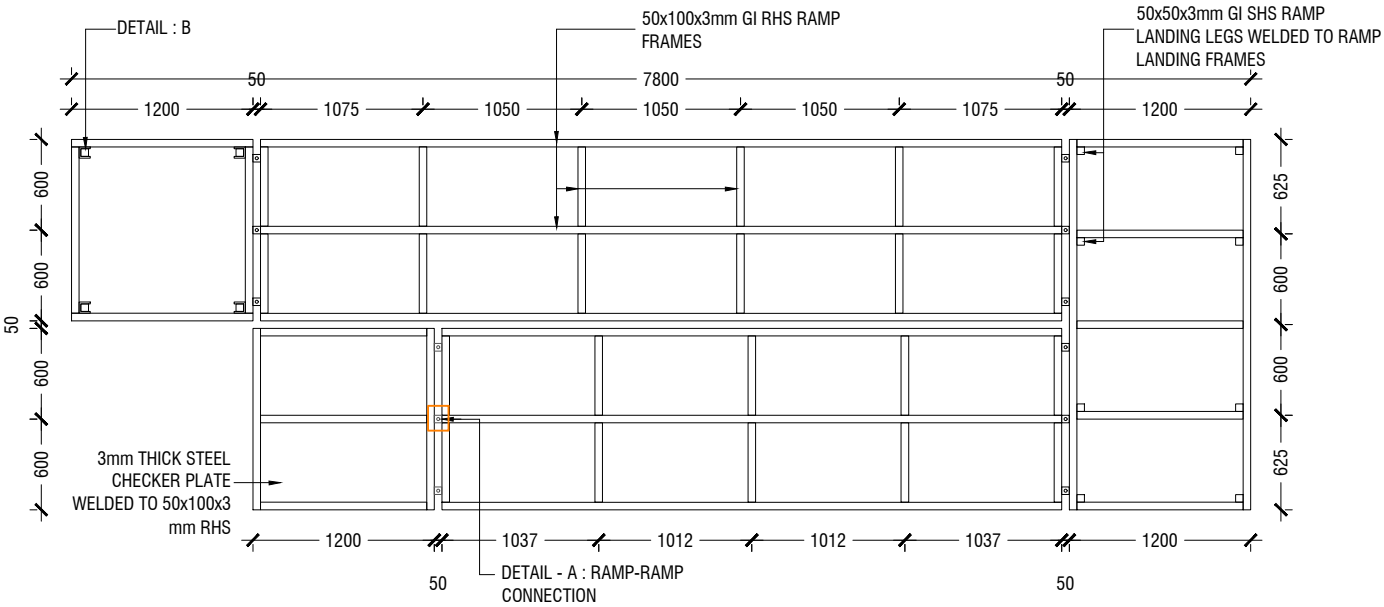
**ELEVATION - D**



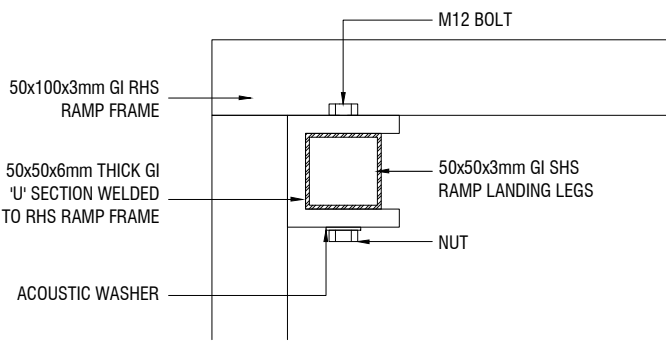
**STAGE RAMP - ELEVATION**



**ELEVATION**

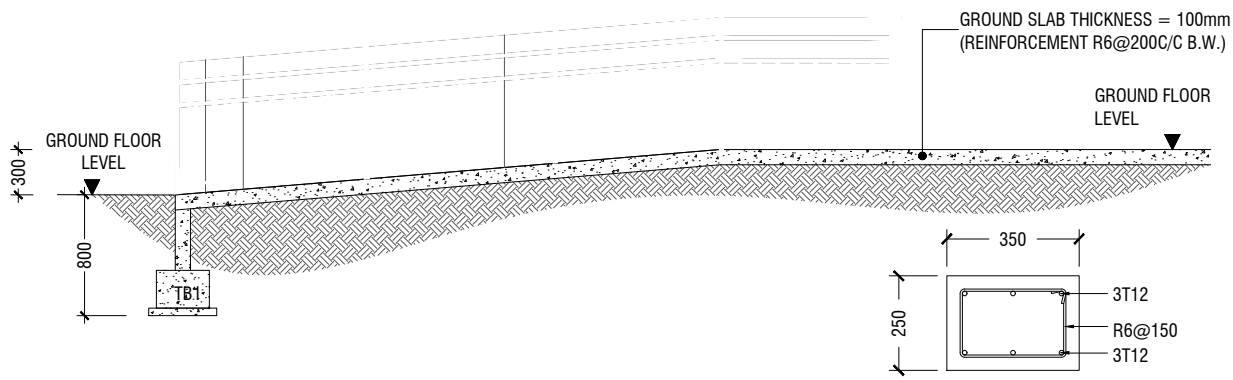


**STAGE RAMP - FRAMING PLAN**

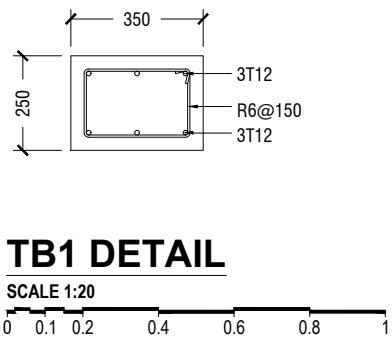


**PLAN VIEW**


**DETAIL B :  
RAMP LEG FIXING DETAIL**



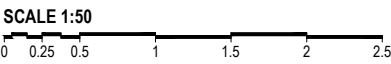
**SECTION D-D**



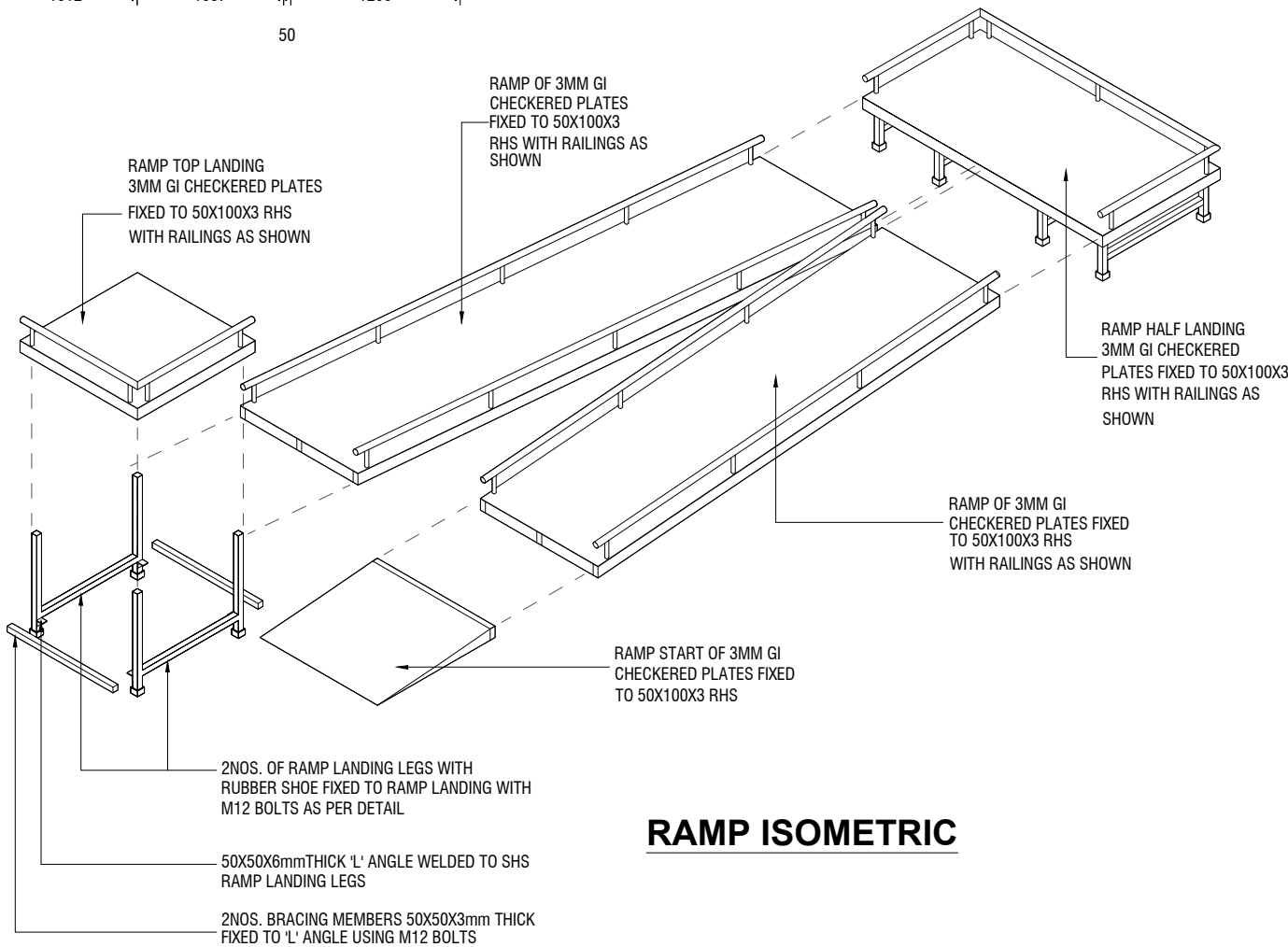
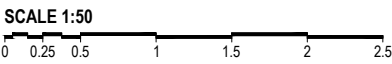
**TB1 DETAIL**



**DETAIL - 5 (MAIN ENTRANCE RAMP DETAIL)**



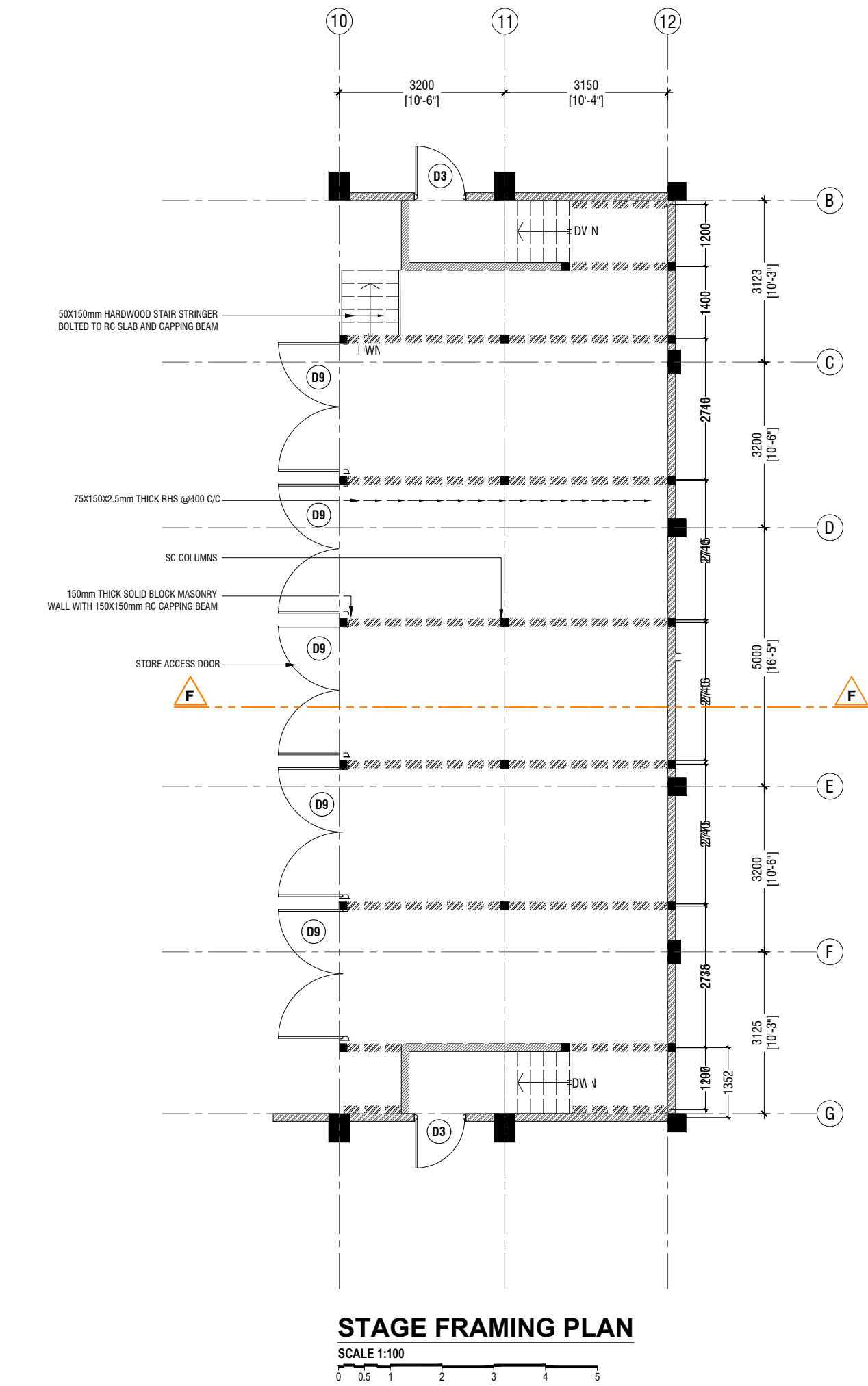
**DETAIL - 5 (STAGE RAMP DETAIL)**



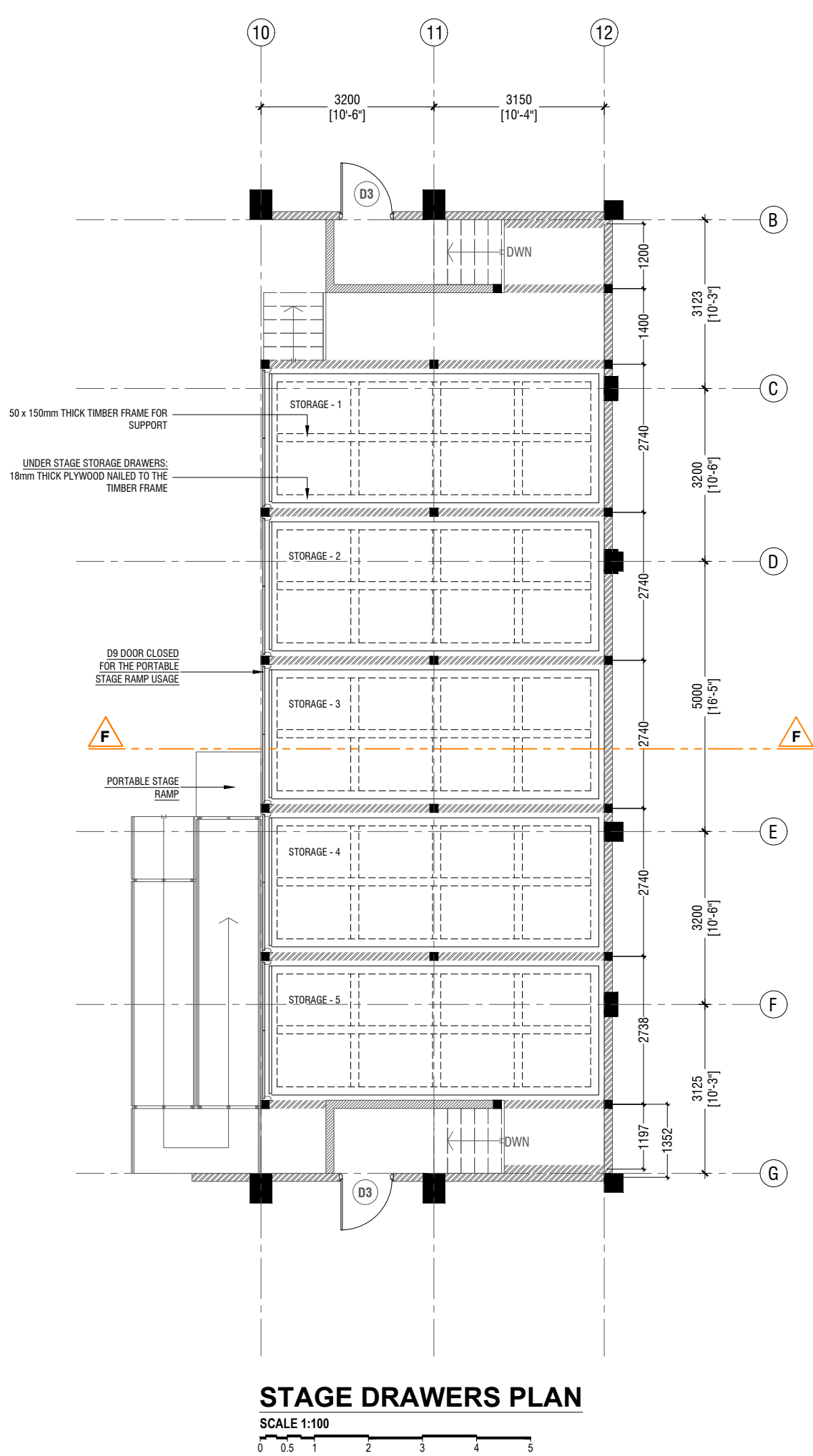
**RAMP ISOMETRIC**

Issue	Date	Description
AMMENDMENTS.		
PHYSICAL FACILITIES DEVELOPMENT SECTION MINISTRY OF EDUCATION, MALE', REPUBLIC OF MALDIVES		
PROJECT HDH. NOLHIVARANFARU SCHOOL MULTIPURPOSE HALL & 8 CLASS ROOM		
PROJECT REFERENCE		
CLIENT :	MINISTRY OF EDUCATION	
ARCHITECT :		
ENGINEER :		
DRAWN :		
CHECKED :		
SCALE :	AS GIVEN	
DATE :	09 August 2023	
DWG NO :	A 20 / 27	



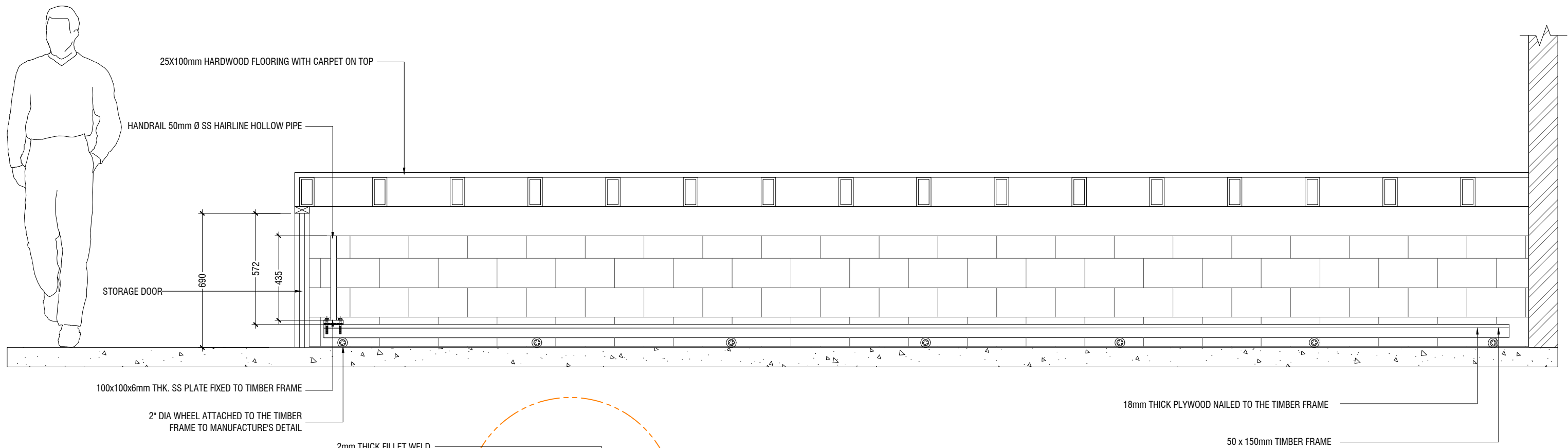


**DETAIL - 7**  
**STAGE DETAIL**  
SCALE 1:100

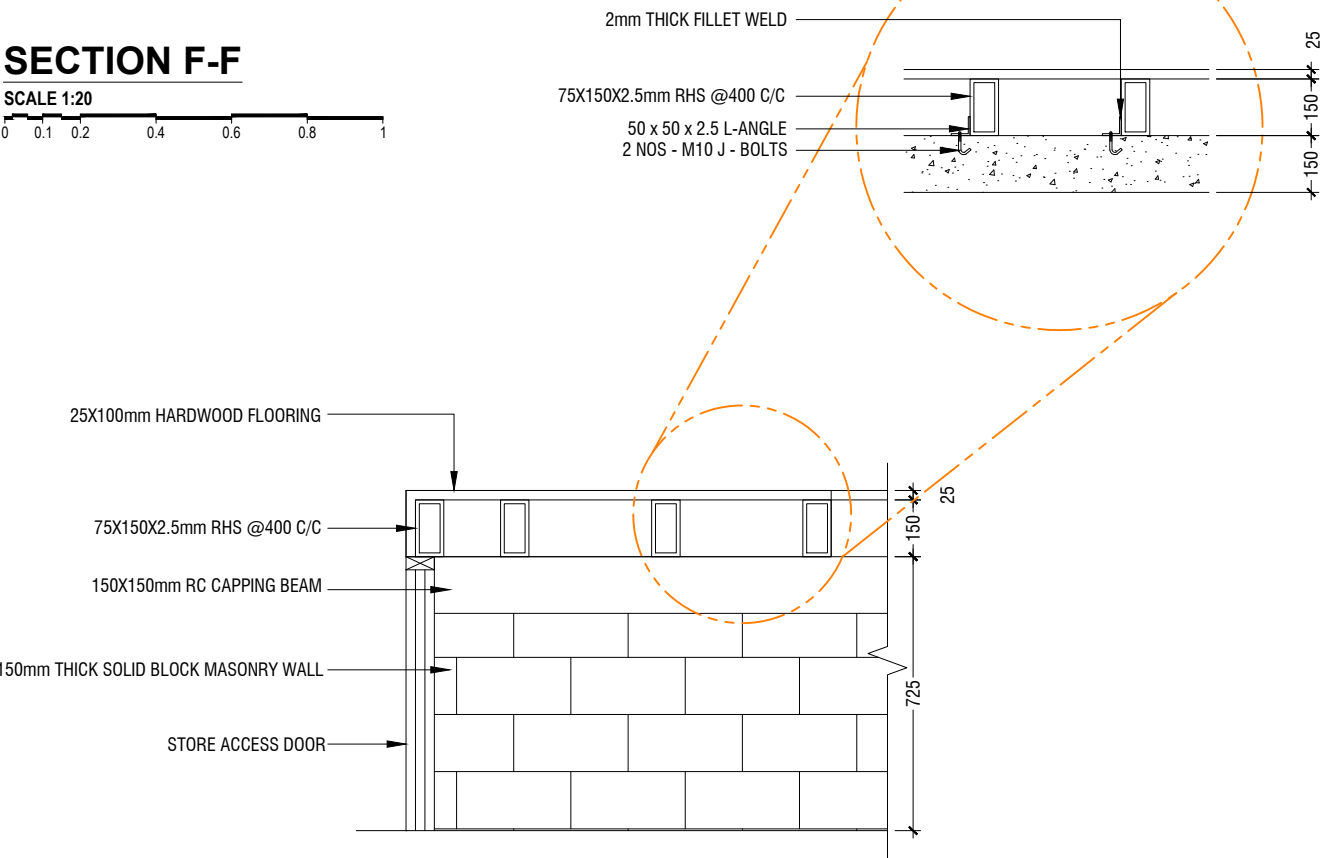


Issue	Date	Description
AMMENDMENTS.		
PHYSICAL FACILITIES DEVELOPMENT SECTION MINISTRY OF EDUCATION, MALE' REPUBLIC OF MALDIVES		
PROJECT HDH. NOLHIVARANFARU SCHOOL MULTIPURPOSE HALL & 8 CLASS ROOM		
PROJECT REFERENCE		
CLIENT : MINISTRY OF EDUCATION		
ARCHITECT :		
ENGINEER :		
DRAWN :		
CHECKED :		
SCALE : AS GIVEN		
DATE : 09 August 2023		
DWG NO : A 21 / 27		





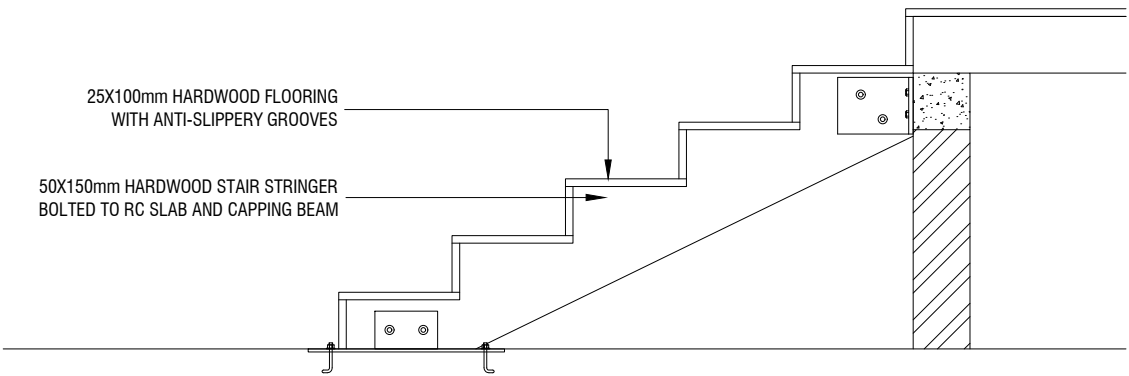
SECTION F-F  
SCALE 1:20



SECTION F-F  
SCALE 1:20



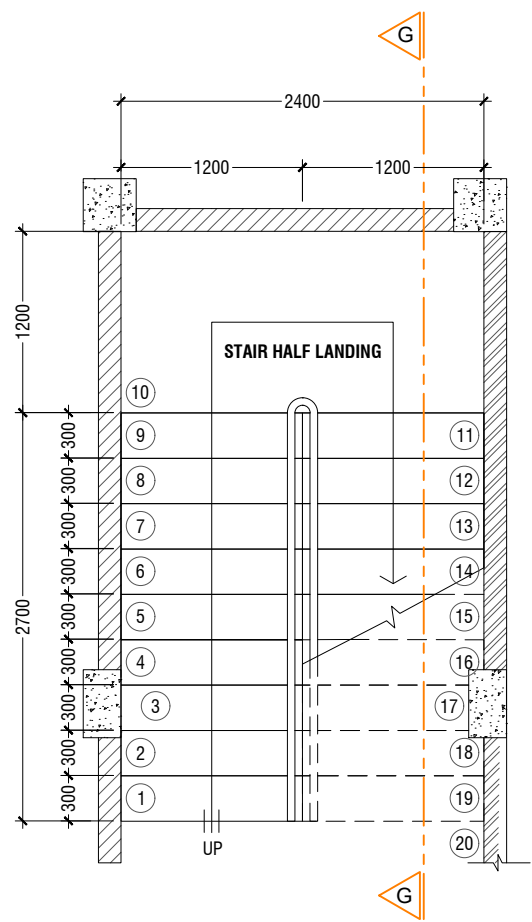
STAGE DETAILS  
SCALE 1:100



STAIR DETAIL  
SCALE 1:20

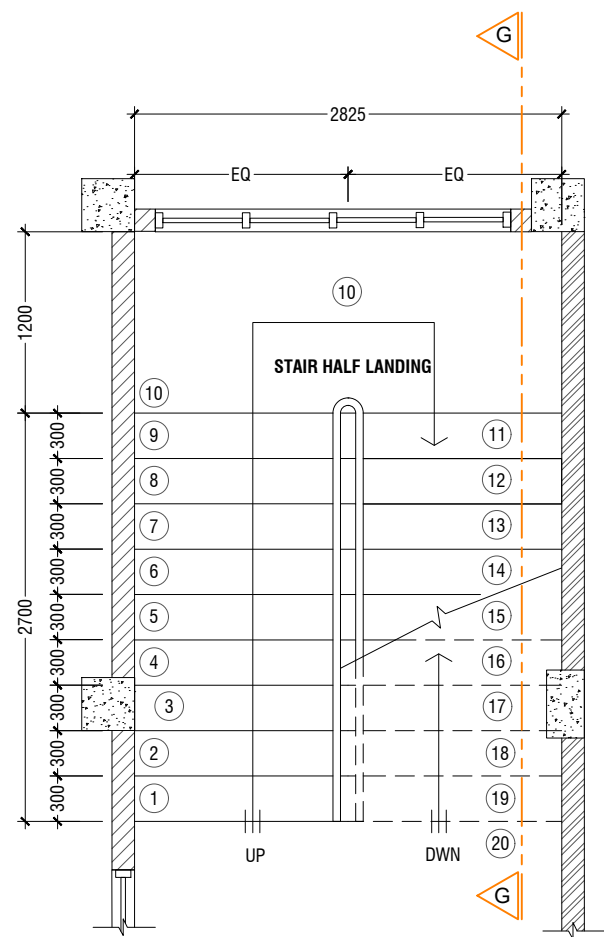


Issue	Date	Description
AMMENDMENTS.		
PHYSICAL FACILITIES DEVELOPMENT SECTION MINISTRY OF EDUCATION, MALE, REPUBLIC OF MALDIVES		
PROJECT HDH. NOLHIVARANFARU SCHOOL MULTIPURPOSE HALL & 8 CLASS ROOM		
PROJECT REFERENCE		
CLIENT :	MINISTRY OF EDUCATION	
ARCHITECT :		
ENGINEER :		
DRAWN :		
CHECKED :		
SCALE :	AS GIVEN	
DATE :	09 August 2023	
DWG NO :	A 22 / 27	



TYPE - 1 PLAN VIEW

SCALE 1:50

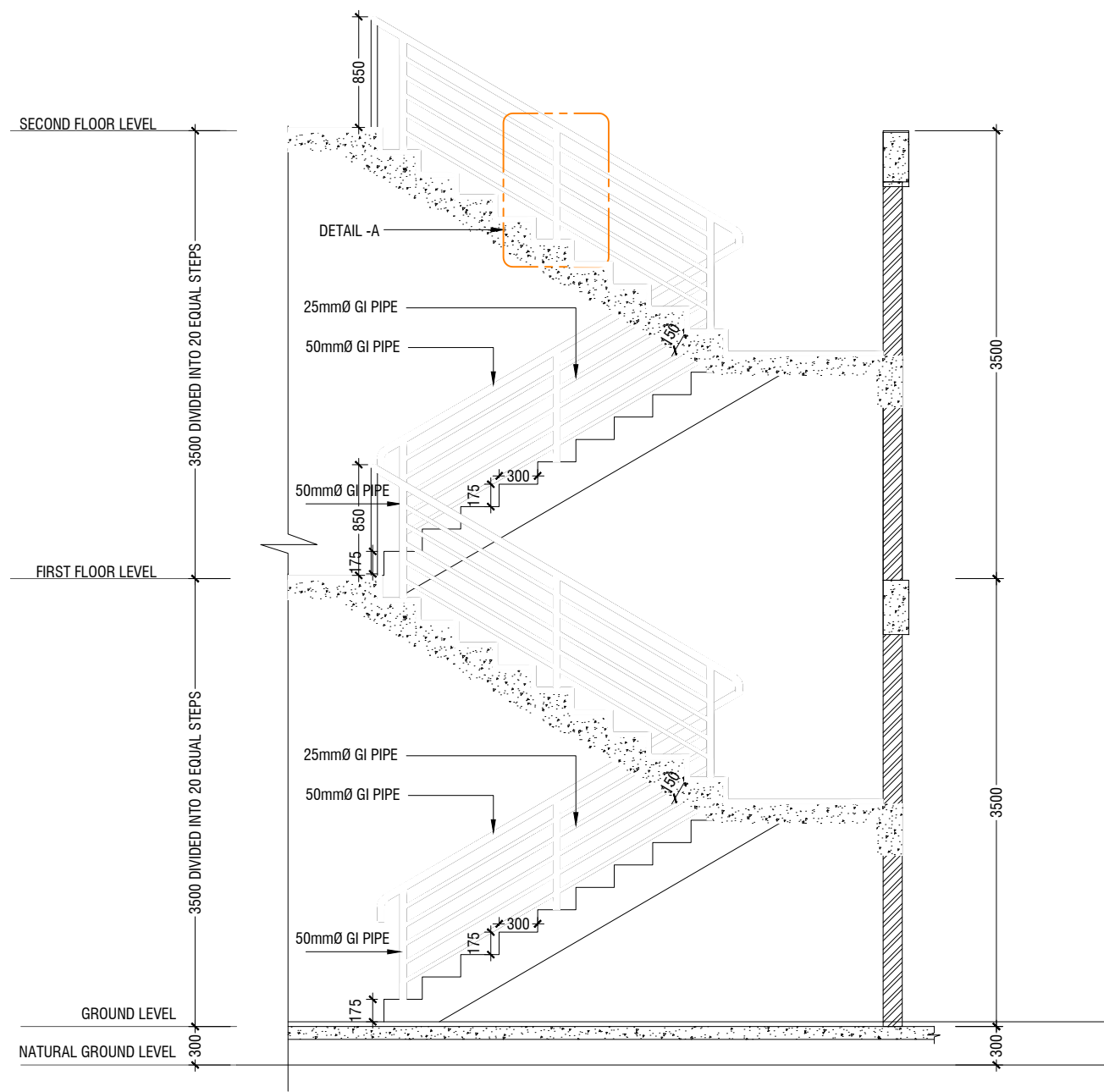


TYPE - 2 PLAN VIEW

SCALE 1:50

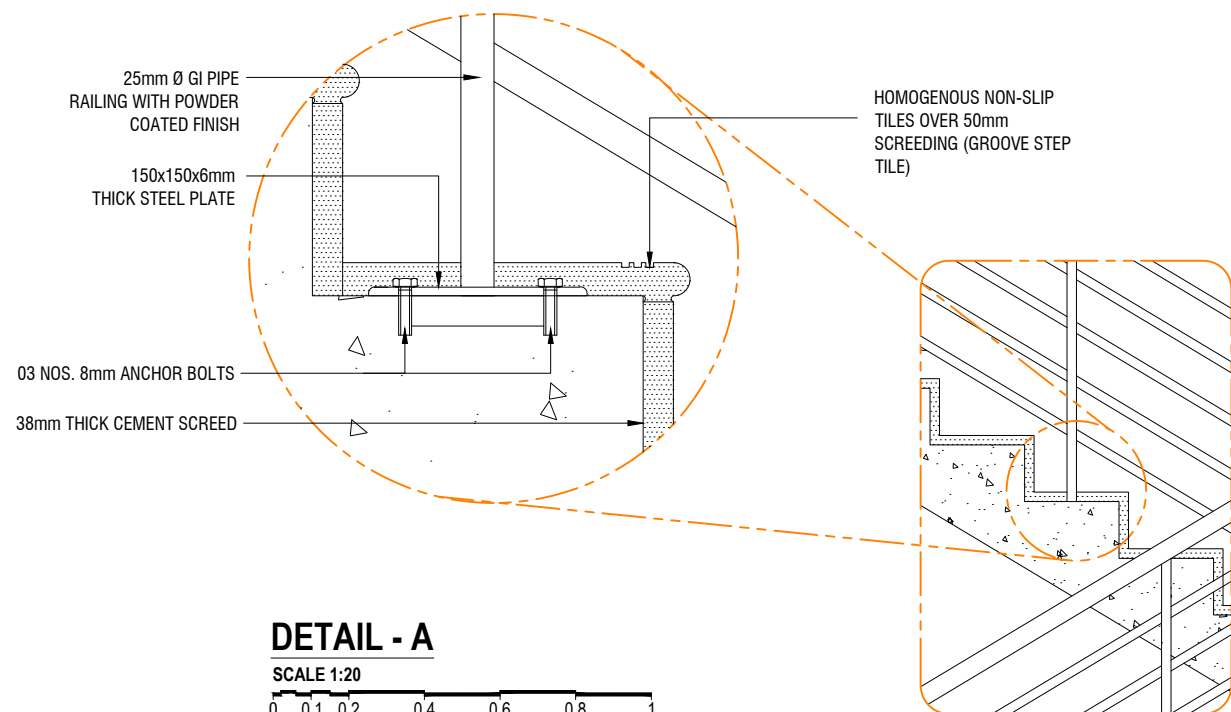


GROUND - SECOND FLOOR  
RISER: 175mm  
THREAD: 300mm



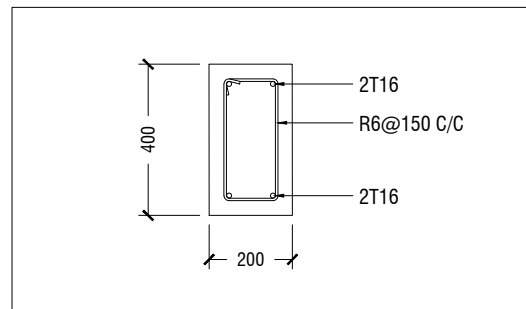
SECTION G - G

SCALE 1:50



DETAIL - A

SCALE 1:20



STAIR HALF LANDING BEAM (HB)

SCALE 1:20

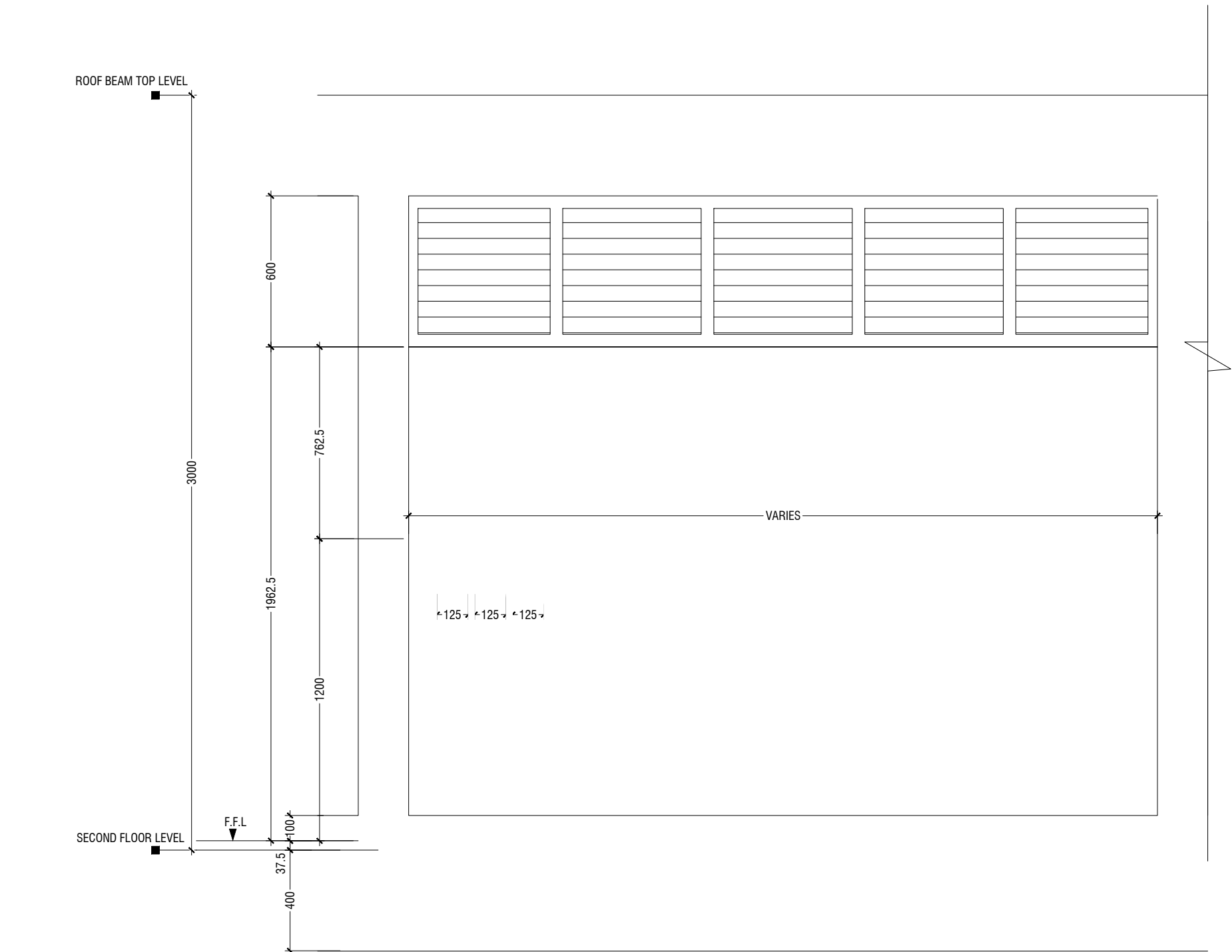


DETAIL - 8 (MAIN STAIRCASE DETAILS)

SCALE 1:50

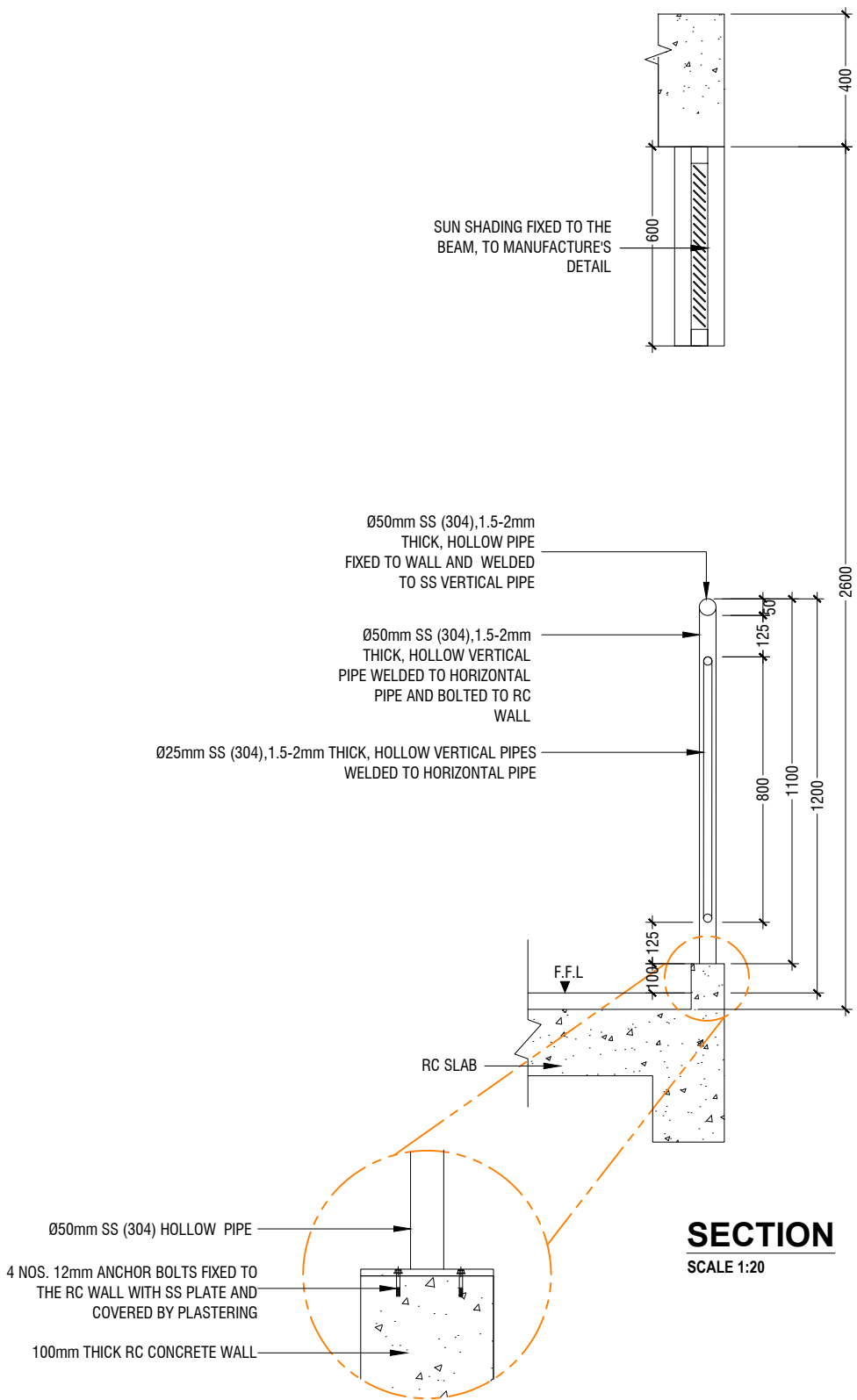
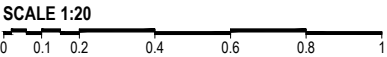


Issue	Date	Description
AMMENDMENTS.		
PHYSICAL FACILITIES DEVELOPMENT SECTION MINISTRY OF EDUCATION, MALE', REPUBLIC OF MALDIVES		
PROJECT HDH. NOLHIVARANFARU SCHOOL MULTIPURPOSE HALL & 8 CLASS ROOM		
PROJECT REFERENCE		
CLIENT : MINISTRY OF EDUCATION		
ARCHITECT :		
ENGINEER :		
DRAWN :		
CHECKED :		
SCALE : AS GIVEN		
DATE : 09 August 2023		
DWG NO : A 23 / 27		



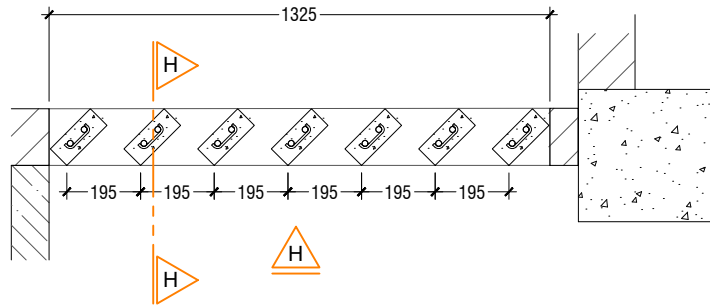
**ELEVATION**  
SCALE 1:20

**DETAIL - 9 (SECOND FLOOR BALCONY RAILING DETAIL)**

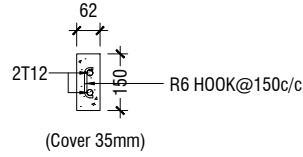
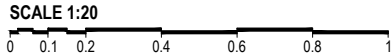


**SECTION**  
SCALE 1:20


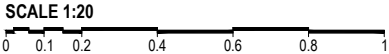
Issue	Date	Description
AMMENDMENTS.		
PHYSICAL FACILITIES DEVELOPMENT SECTION MINISTRY OF EDUCATION, MALE', REPUBLIC OF MALDIVES		
PROJECT HDH. NOLHIVARANFARU SCHOOL MULTIPURPOSE HALL & 8 CLASS ROOM		
PROJECT REFERENCE		
CLIENT :	MINISTRY OF EDUCATION	
ARCHITECT :		
ENGINEER :		
DRAWN :		
CHECKED :		
SCALE :	AS GIVEN	
DATE :	09 August 2023	
DWG NO :	A 24/ 27	



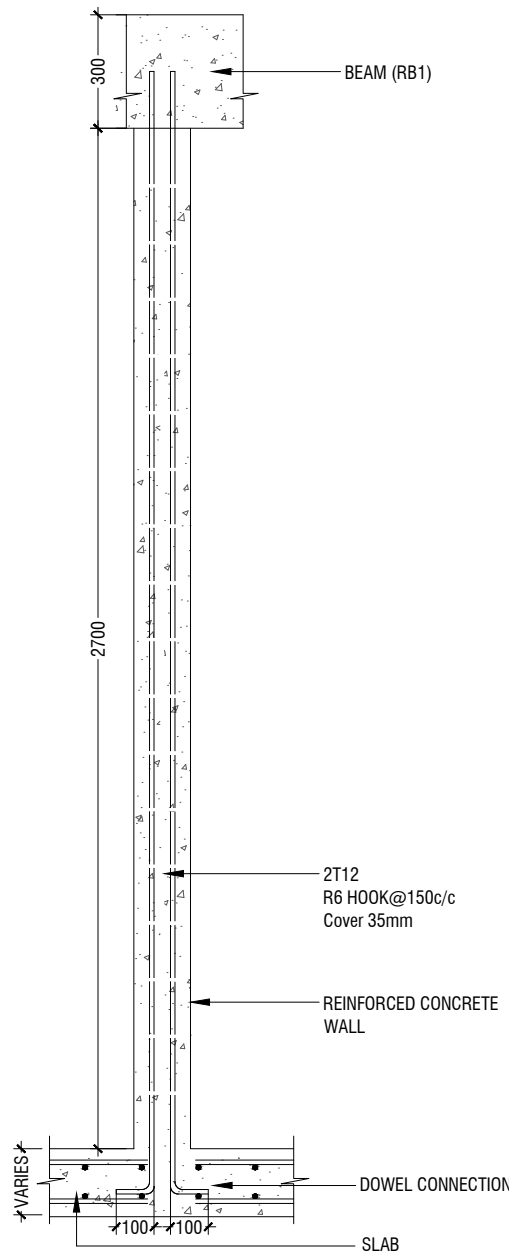

PLAN VIEW



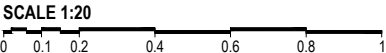
RC FIN DETAIL



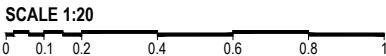
ELEVATION - H



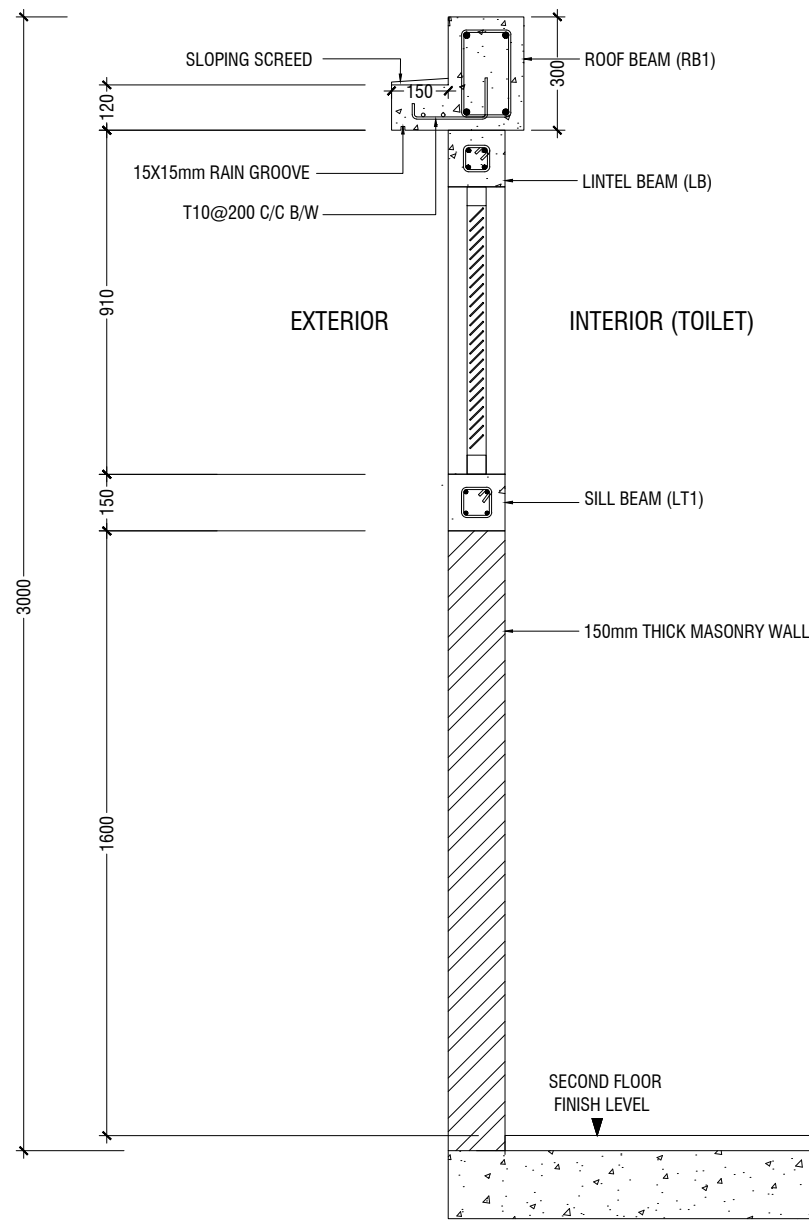
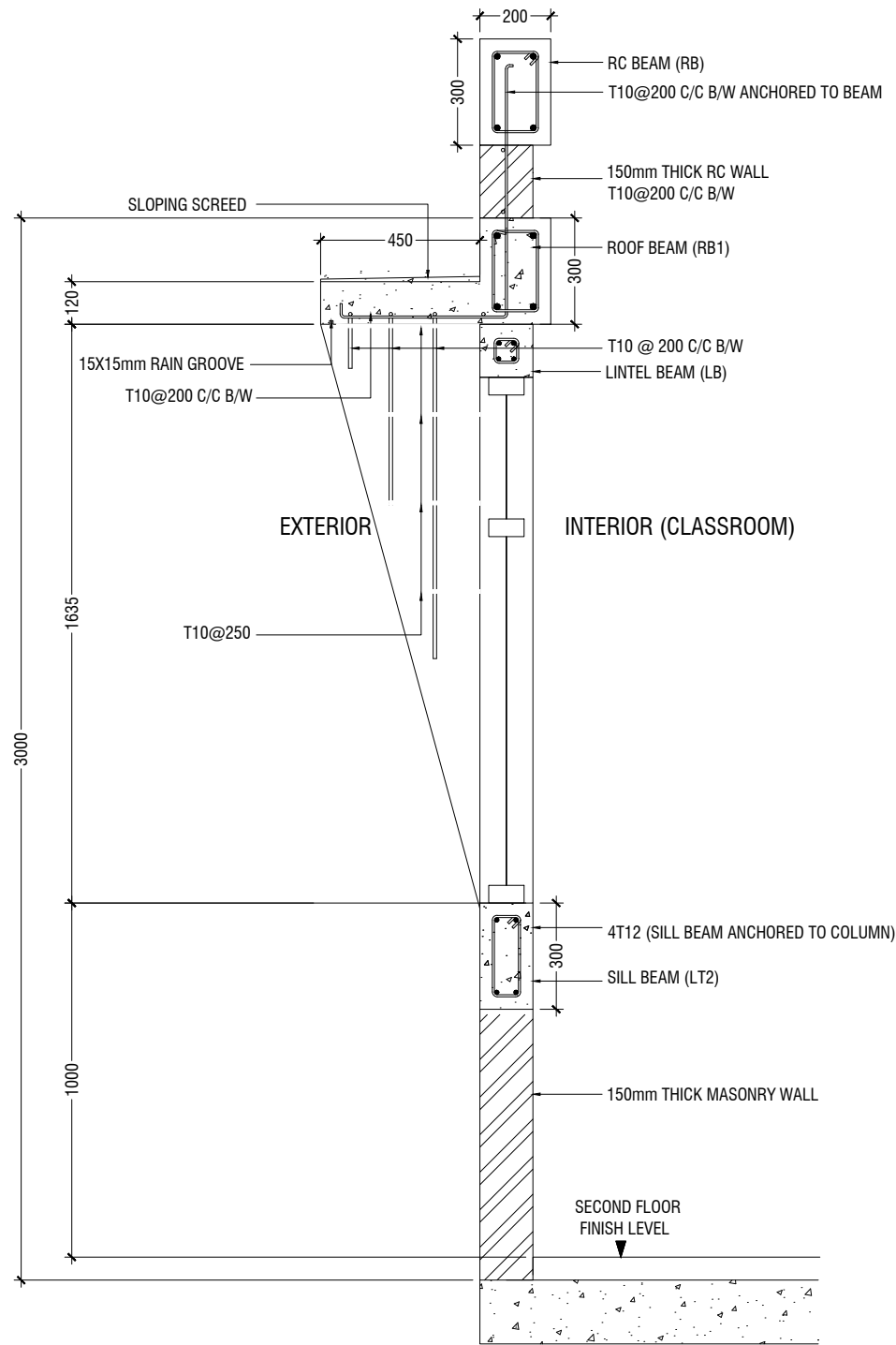
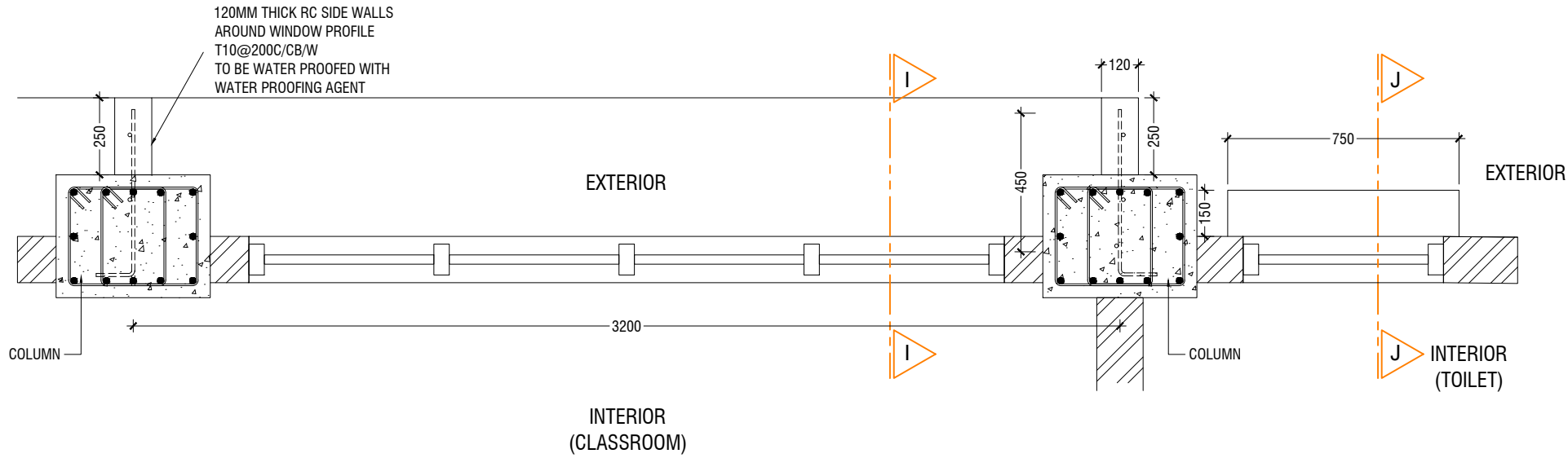
SECTION H-H



DETAIL - 10 (RC FINS DETAIL @ SECOND FLOOR TOILET)



Issue	Date	Description
AMMENDMENTS.		
PHYSICAL FACILITIES DEVELOPMENT SECTION MINISTRY OF EDUCATION, MALE', REPUBLIC OF MALDIVES		
PROJECT HDH. NOLHIVARANFARU SCHOOL MULTIPURPOSE HALL & 8 CLASS ROOM		
PROJECT REFERENCE		
CLIENT : MINISTRY OF EDUCATION		
ARCHITECT :		
ENGINEER :		
DRAWN :		
CHECKED :		
SCALE : AS GIVEN		
DATE : 09 August 2023		
DWG NO : A 25 / 27		



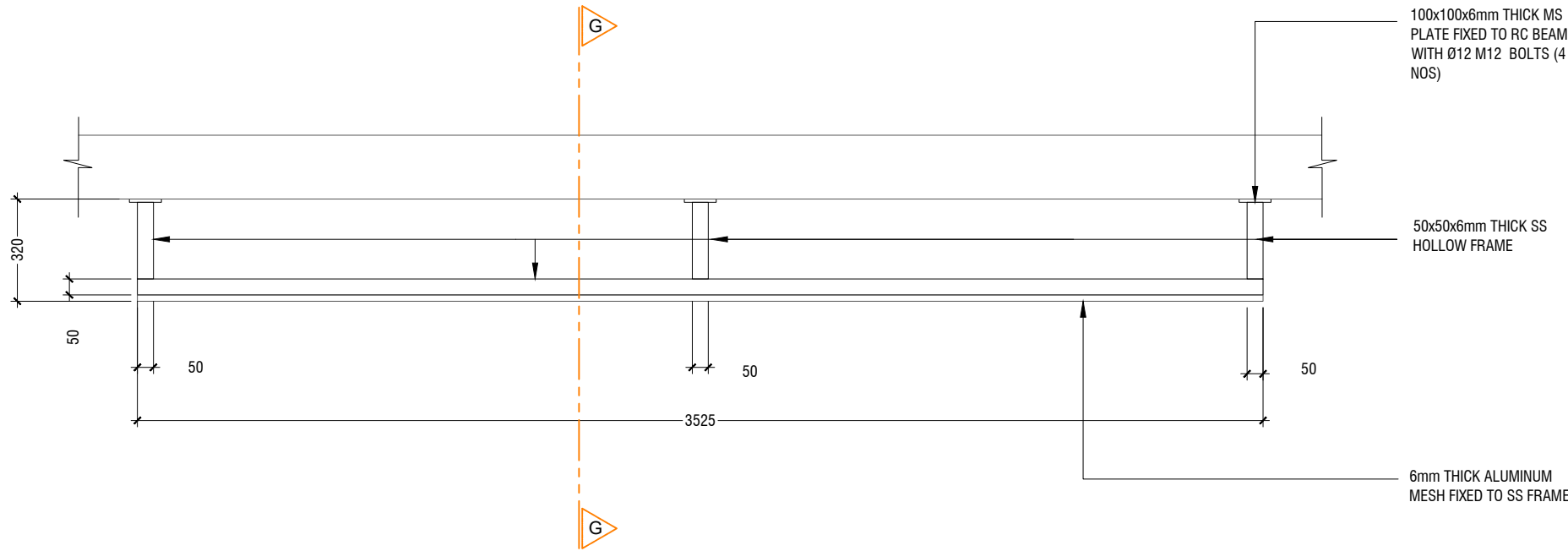
#### DETAIL - 11 (RC WALL DETAIL)

SCALE 1:20

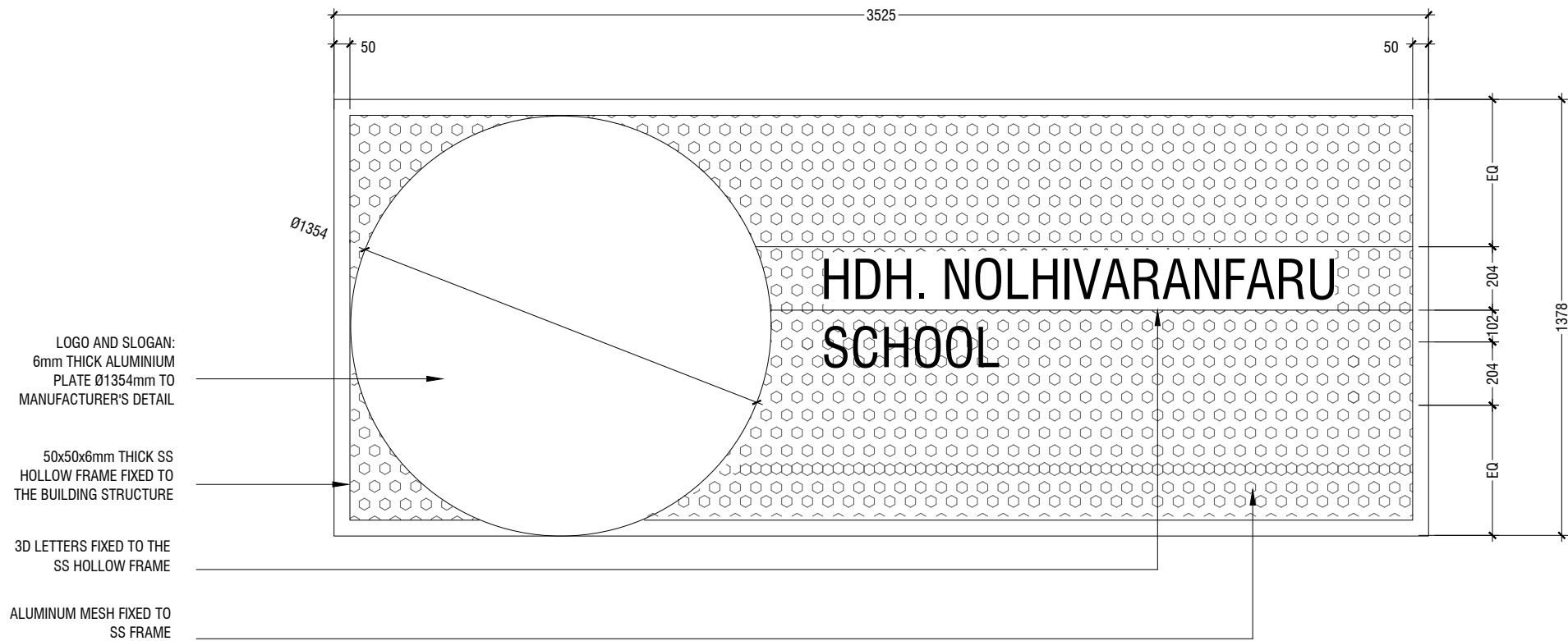
0 0.1 0.2 0.4 0.6 0.8 1

Issue	Date	Description
AMMENDMENTS.		
PHYSICAL FACILITIES DEVELOPMENT SECTION MINISTRY OF EDUCATION, MALE', REPUBLIC OF MALDIVES		
PROJECT HDH. NOLHIVARANFARU SCHOOL MULTIPURPOSE HALL & 8 CLASS ROOM		
PROJECT REFERENCE		
CLIENT : MINISTRY OF EDUCATION		
ARCHITECT :		
ENGINEER :		
DRAWN :		
CHECKED :		
SCALE : AS GIVEN		
DATE : 09 August 2023		
DWG NO : A 26/ 27		





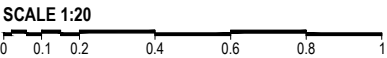
PLAN



ELEVATION

NOTE: IN SELECTING COLOR SHADES, REFER TO THE OFFICIAL COLOR THEME OF AA.UKULHAS SCHOOL

DETAIL - 12 (NAME BOARD DETAIL)



Issue	Date	Description
AMMENDMENTS.		
PHYSICAL FACILITIES DEVELOPMENT SECTION MINISTRY OF EDUCATION, MALE; REPUBLIC OF MALDIVES		
PROJECT HDH. NOLHIVARANFARU SCHOOL MULTIPURPOSE HALL & 8 CLASS ROOM		
PROJECT REFERENCE		
CLIENT : MINISTRY OF EDUCATION		
ARCHITECT :		
ENGINEER :		
DRAWN :		
CHECKED :		
SCALE : AS GIVEN		
DATE : 09 August 2023		
DWG NO : A 27 / 27		

## GENERAL NOTES

THE GENERAL NOTES SHALL BE READ IN CONJUNCTION WITH THE CONTRACT SPECIFICATIONS AND DRAWINGS.  
REGARDLESS OF WHETHER OR NOT SHOWN IN DRAWINGS OR OTHER TENDER DOCUMENTS, THE STANDARD PROVISIONS SPECIED HEREUNDER FOR COMPLIANCE BY THE CONTRACTOR SHALL APPLY TO ALL RELEVANT PORTIONS OF THE STRUCTURAL WORKS AND SHALL FORM PART OF THIS CONTRACT.

### 1.0 VERIFICATION OF DIMENSIONS AND LEVELS

- THE CONTRACTOR SHALL VERIFY ALL DIMENSIONS AND LEVELS ON SITE, AND RESOLVE ALL DISCREPANCIES WITH THE ARCHITECT OR ENGINEER PRIOR TO COMMENCEMENT OF WORK.
- DRAWING INDICATES GENERAL & TYPICAL DETAILS OF CONSTRUCTION. WHERE CONDITIONS ARE OF SIMILAR CHARACTER TO DETAILS SHOWN AND ALTHOUGH NOT SPECIFICALLY INDICATED, SIMILAR DETAILS OF CONSTRUCTION SHALL BE USED SUBJECTED TO REVIEW BY THE ENGINEER.
- PRIOR TO COMMENCEMENT OF WORKS, THE CONTRACTOR SHALL VERIFY ALL DIMENSIONS AND LEVELS IN THE CONTRACT DRAWINGS.
- DISCREPANCIES IN DRAWINGS ARISING FROM SUCH VERIFICATION WORKS SHALL BE BROUGHT TO THE ATTENTION OF THE ARCHITECT/ENGINEER.

### 2.0 SHOP DRAWINGS

- THE CONTRACTOR SHALL BE SOLELY RESPONSIBLE FOR ENSURING TOTAL COORDINATION OF ALL WORKS AND SHALL TAKE SITE MEASUREMENTS PRIOR TO THE PREPARATION OF ANY SHOP DRAWINGS OR BEFORE COMMENCING FABRICATION.
- THE CONTRACTOR SHALL SUBMIT SHOP DRAWINGS FOR ALL SPECIALIST TRADES, SUCH AS PRESTRESSING, CURTAIN WALLING, ETC. FOR REVIEWS AND COMMENTS BY THE ARCHITECT/ENGINEER PRIOR TO COMMENCEMENT OF WORK. SUCH SHOP DRAWINGS SUBMITTED SHALL INCORPORATE ALL NECESSARY CONNECTION DETAILS TO THE STRUCTURAL MEMBERS SUCH AS CAST-IN INSERTS, EMBEDDED PLATES, ETC.

### 3.0 INCORPORATION OF M&E REQUIREMENTS IN THE STRUCTURE

- THE CONTRACTOR SHALL BE SOLELY RESPONSIBLE FOR ENSURING TOTAL COORDINATION OF STRUCTURAL, M & E PENETRATION DRAWINGS OF SERVICES AND SUBMIT SUCH SHOP DRAWINGS TO THE ARCHITECT/ENGINEER FOR REVIEWS AND APPROVAL PRIOR TO COMMENCEMENT OF WORK.
- THESE SHOP DRAWINGS SHALL INCORPORATE ALL MECHANICAL, ELECTRICAL AND SANITARY WORKS TO BE EMBEDDED IN CONCRETE AND ALL OPENINGS FOR ALL PIPE OR DUCT WORKS, BASED ON THE REQUIREMENTS OF M & E DRAWINGS IN HIS POSSESSION.
- HE SHALL CHECK AND RESOLVE ALL DISCREPANCIES WITH THE RESPECTIVE ENGINEER PRIOR TO PLACEMENT OF CONCRETE.

### 4.0 LEAN CONCRETE FOR SUSPENDED STRUCTURES

- UNLESS OTHERWISE STATED, 50 MM THICK LEAN CONCRETE WITH A MINIMUM 28-DAY CUBE STRENGTH OF 15N/MM2 SHALL BE PROVIDED ON ALL SOIL SURFACES FORMING THE UNDERSIDE OF STRUCTURAL CONCRETE MEMBERS.

### 5.0 STRUCTURAL ELEMENTS ON GRADE

- UNLESS OTHERWISE STATED, A SINGLE LAYER OF 0.25 MM(HEAVY DUTY) POLYTHENE SHEET, OR EQUIVALENT THERMOPLASTIC MATERIAL, LAID OVER A COMPACTED 60 MM THICK LAYER OF HARD CORE BLINDED WITH SAND TO PREVENT GROUT LOSS FROM SEEPAGE INTO THE GROUND SHALL BE PROVIDED ON ALL SOIL SURFACES FORMING THE UNDERSIDE OF THE NON-SUSPENDED SLABS.

### 6.0 SUBGRADE UNDER STRUCTURAL ELEMENTS

- WHERE THE CONTRACTOR REQUIRES REMOVAL AND SUBSEQUENT BACKFILL OF SUBGRADE PRIOR TO CASTING OF PILECAP/WALL/BEAM/SLAB, HE SHALL ENSURE THAT THE BACKFILL IS OF APPROVED MATERIAL AND THAT THE BACKFILL SHALL BE REASONABLY COMPACTED TO ENSURE THAT THE COMPACTED SOIL IS ABLE TO WITHSTAND THE WEIGHT OF THE WET CONCRETE. THE CONTRACTOR SHALL EXERCISE PROPER SKILL AND CARE TO AVOID DAMAGE TO ADJACENT INSTALLED STRUCTURES ARISING FROM HIS CONSTRUCTION SEQUENCE.

### 7.0 WATERPROOFING FOR STRUCTURES

- THE CONTRACTOR SHALL SUBMIT SHOP DRAWINGS AND METHOD STATEMENTS FOR THE ENGINEER'S APPROVAL PRIOR TO COMMENCEMENT OF WORK. REQUIRED SHOP DRAWING DETAILS INCLUDE BUT ARE NOT LIMITED TO TREATMENT OF FLASHINGS, WATERSTOP AT CONSTRUCTION JOINTS, WALL AND SLAB PENETRATIONS.
- ALL PENETRATIONS THROUGH STRUCTURAL ELEMENTS SHALL BE CAST-IN, SLEEVED AND PROVIDED WITH APPROVED PUDDLE FLANGE DETAIL. IF FOR ANY REASON THE CONTRACTOR IS UNABLE TO LAY WATERSTOP AT CONSTRUCTION JOINTS AS INDICATED IN THE DRAWINGS, HE SHALL AT HIS OWN EXPENSES PROVIDE ADEQUATE GROUT TUBES FOR WATERPROOF PRESSURE GROUTING TO ENSURE WATERTIGHTNESS OF THE JOINT.
- ALL GROUT TUBES SHALL BE MARKED AND PROTECTED FROM BLOCKAGE.
- BACKFILLING OPERATIONS AGAINST VERTICAL SURFACE SHALL BE CARRIED OUT AS SOON AS THE WATERPROOFING BARRIER IS INSTALLED TO THE SATISFACTION OF THE ENGINEER.

### 8.0 CASTING LAYERS

- INCLINED CASTING LAYERS AND INCLINED CONSTRUCTION JOINTS SHALL BE AVOIDED.
- HORIZONTAL CASTING LAYERS SHALL NOT IN GENERAL EXCEED 0.6 M THICKNESS UNLESS OTHERWISE APPROVED BY THE ENGINEER.

### 9.0 FOUNDATIONS

- ALL FOUNDATIONS HAS BEEN DESIGNED FOR SAFE GROUND PRESSURE OF 150 KN/M.
- ALL BACKFILL SHOULD BE DONE WITH MATERIALS APPROVED BY THE CONSULTANT AND SOURCE. ALL BACKFILL SHOULD BE STRUCTURAL FILL, COMPACTED IN LAYERS AS SPECIFIED.
- WEAK POCKETS FOUND BELOW THE ASSUMED FOUNDATION LEVELS SHALL BE REMOVED AND REPLACED BY PLAIN CONCRETE.
- IN CASE OF EXCAVATIONS BELOW THE ASSUMED LEVEL OF THE FOUNDATION, THE SOIL SHALL BE REPLACED BY PLAIN CONCRETE.
- IN CASE GROUND WATER IS PRESENT ABOVE FOUNDATION LEVEL, THE CONTRACTOR SHALL BE RESPONSIBLE FOR DEWATERING THE BELOW LEVEL OF FOUNDATIONS.
- THE CONTRACTOR SHALL MAINTAIN DRY WORKING CONDITIONS THROUGH OUT THE CONSTRUCTION PERIOD. RESTORING WATER TABLE CAN BE DONE AFTER BACKFILLING AND COMPACTION UP TO THE SLAB ON GRADE LEVEL, OR AS DIRECTED BY THE ENGINEER.
- NO BACK FILLING SHALL BE PLACED AGAINST WALLS RETAINING EARTH, UNLESS THE WALLS ACHIEVE SUFFICIENT STRENGTH TO PREVENT MOVEMENT OR STRUCTURAL DAMAGE.

### 10.0 CONSTRUCTION LOAD AND SHORING

- CONSTRUCTION LIVE LOAD IMPOSED ON ANY SINGLE FLOOR SHALL NOT EXCEED 1.5 KN/M2. UNLESS OTHERWISE APPROVED BY THE ENGINEER, DEAD LOAD OF THE TOP CONSTRUCTION FLOOR SHALL BE SUPPORTED BY TWO COMPLETED FLOORS DIRECTLY BELOW IT.
- PROPS TO BEAMS AND SLABS AT ANY FLOORS SHALL NOT BE REMOVED UNTIL THE TWO IMMEDIATE FLOORS ABOVE THAT LEVEL ARE CAPABLE OF SUPPORTING THEMSELVES AS WELL AS ANY LOADS IMPOSED DURING CONSTRUCTION. CONSIDERATIONS GOVERNING REMOVAL OF PROPS INCLUDE BUT ARE NOT LIMITED TO THE ATTAINMENT OF 28-DAY STRENGTH FOR THE CONCRETE, DESIGN LOAD CAPACITY OF THE FLOOR UNDER REVIEW AND THE COMPLETION OF PRESTRESSING AND GROUTING OPERATIONS IN THE CASE OF A PRESTRESSED STRUCTURAL FLOOR SYSTEM.

- PROPS SHALL BE LEFT IN PLACE FOR SUPPORTING THE CONSTRUCTION LOADS APPROVED BY THE ENGINEER.
- NO ALLOWANCE HAS BEEN MADE IN THE DESIGN OF THE PERIMETER BEAMS/WALLS FOR THE SUPPORT OF TEMPORARY SCAFFOLDINGS.
- THE CONTRACTOR SHALL ENGAGE HIS OWN PROFESSIONAL ENGINEER TO DESIGN AND STRENGTHEN THE BEAMS/WALLS.
- THE CONTRACTOR SHALL ENGAGE HIS OWN PROFESSIONAL ENGINEER CHECK THE ADEQUACY OF SHORING DETAIL PROVIDED PROCEEDING THE WORK, AS SHORING WAS DESIGNED, CONSIDERING THE STATUS OF THE BUILDING AT THE TIME OF DESIGN.

### 11.0 CONCRETE COVER

- MINIMUM COVER TO OUTERMOST REINFORCEMENT INCLUDING LINKS SHALL BE AS FOLLOWS.

STRUCTURAL ELEMENT	COVER (mm)
RAFT BEAM & SLAB (EARTH FACE)	60
RAFT BEAM & SLAB (INTERNAL FACE)	60
COLUMN	40
BEAM	35
BEAM (EXTERNAL FACE)	40
SLAB	30
INTERNAL WALL	30
EXTERNAL WALL	40

- NOTE: EARTH FACE COVER OF BEAMS, COLUMNS & WALLS SHOULD BE 50mm

### 12.0 MATERIAL STRENGTHS

#### 12.1 CONCRETE

- UNLESS OTHERWISE STATED, ORDINARY PORTLAND CEMENT CONFORMING TO BS 12, TO BE USED FOR ALL THE RC STRUCTURAL ELEMENTS.
- THE MINIMUM 28-DAY COMPRESSIVE CUBE STRENGTH OF CONCRETE FOR SPECIFIED STRUCTURAL ELEMENTS SHALL BE AS FOLLOWS UNLESS OTHERWISE STATED:

MAIN BUILDING	
LEAN CONCRETE	15 N/mm2
MASS CONCRETE	30 N/mm2
COLUMN, BEAM AND SLAB	30 N/mm2
EXTERNAL WORK	
PAVEMENTS	30 N/mm2
ALL OTHERS (CULVERT, DRAINS, MANHOLE, ETC)	30 N/mm2
FOUNDATION	
PILECAP, FOOTING, RAFT TIE-BEAM, CAPPING BEAM	30 N/mm2

- CEMENT SHALL BE ORDINARY PORTLAND CEMENT TO BS 12.

#### 12.2 REINFORCEMENT

- UNLESS OTHERWISE STATED, BAR SIZE 10MM DIAMETER OR LARGER SHALL BE HIGH TENSILE TYPE II DEFORMED BARS. THE MINIMUM YIELD STRENGTH OF STEEL BAR REINFORCEMENT SHALL BE AS FOLLOWS:

MILD STEEL PLAIN BAR	250 N/mm2
HIGH TENSILE TYPE II DEFORMED BAR	500 N/mm2

#### 12.25 REINFORCEMENT ANCHORAGE OR LAPPING IS AS FOLLOWS U.N.O.

	BAR GRADE 415
TENSION	45Ø
COMPRESSION	45Ø

Ø IS DIAMETER OF THE SMALLER SIZED LAPPED BAR.

- NO SPLICE SHALL BE MADE AT POINT OF MAXIMUM STRESS,EG IN BEAMS AND SLABS, THERE SHALL BE NO SPLICING OF TOP BARS OVER SUPPORTS NOR BOTTOM BARS AT MID-SPANS. SPLICES SHALL BE STAGGERED WHEREVER POSSIBLE. LAP LENGTH FOR UNEQUAL SIZE BARS OR WIRES IN FABRIC) MAY BE BASED UPON THE SMALLER BAR. FOR BUNDLED BARS, THE EQUIVALENT DIAMETER SHALL BE USED. CRANKING OF BARS SHALL NOT EXCEED A SLOPE OF 1:10.
- FOR LAP LENGTH, WHERE SYMBOLS ARE NOT INDICATED, THE TENSION LAP LENGTH SHALL BE FOLLOWED.

#### 13.0 STIRRUPS, LINKS AND TIES

- ALL STIRRUPS, LINKS AND TIES IN BEAMS, COLUMNS AND WALLS RESPECTIVELY SHALL TERMINATE NOT MORE THAN 75mm FROM THE FACE OF ANY ADJACENT STRUCTURAL MEMBERS.

#### 14.0 SLAB DISTRIBUTION BARS

- REGARDLESS OF WHETHER OR NOT SHOWN ON PLAN, ALL DISTRIBUTION BARS FOR SLAB SHALL COMPRISE TYPICALLY ONE OF THE FOLLOWING COMBINATIONS, UNLESS OTHERWISE STATED IN THE RELEVANT DRAWINGS :

SLAB THICKNESS (mm)	MIN. DISTRIBUTION BAR
250 OR LESS	T10-300
GREATER THAN 250 BUT LESS THAN OR EQUAL TO 300	T10-200
GREATER THAN 300 BUT LESS THAN OR EQUAL TO 400	T10-150

#### 15.0 FLOOR RENDERING

- THICKNESS OF SCREED RENDERING/MASS CONCRETE TOPPING EXCEEDING 60 OR MORE SHALL BE REINFORCED WITH ONE LAYER OF R6.

#### 16.0 SHRINKAGE CRACKS

- THE SURFACE OF CONCRETE SHALL BE ADEQUATELY AND CONTINUOUSLY CURED TO SPECIFICATION TO PREVENT FORMATION OF SHRINKAGE CRACKS.THOUGH SHRINKAGE CRACKS HAVE NO EFFECT ON THE STRENGTH AND INTEGRITY OF THE STRUCTURE,THEY SHOULD BE SEALED BY EPOXY PRESSURE GROUTING. ALL COST INCURRED FOR THE NECESSARY SEALING UP OF SHRINKAGE CRACKS BY EPOXY PRESSURE GROUTING SHALL BE DEEMED TO BE INCLUDED IN THE CONCRETE WORK AS TENDERED.

#### 17.0 STEEL BAR CORROSION PROTECTION

- ALL EXPOSED BARS FOR FUTURE CONSTRUCTION PURPOSES (EXCEEDING 3 MONTHS) MUST BE COATED WITH MASTER EMACO 8100 AP OR APPROVED EQUIVALENT AND PROVIDED WITH ADEQUATE MAINTENANCE.

#### 18.0 SPACER BARS

- ALL SPACER BARS BETWEEN 2 OR MORE LAYERS OF REINFORCEMENT SHALL T25 OR BAR DIAMETER (WHICHEVER IS GREATER) AT ±1-5M C/C.

#### 19.0 STRUCTURAL TIMBER SPECIFICATION

19.1 THE CONTRACT STRUCTURAL DRAWINGS AND SPECIFICATIONS REPRESENT THE COMPLETED STRUCTURE, AND ARE NOT INTENDED TO INDICATE THE METHOD OR MEANS OF CONSTRUCTION. THE CONTRACTOR SHALL SUPERVISE AND DIRECT THE WORK AND SHALL BE SOLELY RESPONSIBLE FOR ALL CONSTRUCTION MEANS, METHODS, PROCEDURES, TECHNIQUES, SEQUENCES, AND FOR JOB SAFETY.

19.2 THE ENGINEER DOES NOT HAVE CONTROL OR CHARGE OF, AND SHALL NOT BE RESPONSIBLE FOR, CONSTRUCTION MEANS, METHODS, TECHNIQUES, SEQUENCES, OR PROCEDURES, FOR SAFETY PRECAUTIONS AND PROGRAMS IN CONNECTION WITH THE WORK, FOR THE ACTS OR OMISSIONS OF THE CONTRACTOR, SUBCONTRACTOR, OR ANY OTHER PERSONS PERFORMING ANY OF THE WORK, OR FOR THE FAILURE OF ANY OF THEM TO CARRY OUT THE WORK IN ACCORDANCE WITH THE CONTRACT DOCUMENTS.

19.3 ALL CONSTRUCTION IS IN COMPLIANCE WITH THE CONSTRUCTION DOCUMENTS. THE GENERAL CONTRACTOR SHALL BE RESPONSIBLE FOR PERFORMING ALL WORK IN COMPLIANCE WITH THE CONSTRUCTION DOCUMENTS.

19.4 ALL TIMBER FOR STRUCTURAL USE SHALL BE HARDWOOD OR SOFTWOOD OF VISUAL GRADE C/D IN ACCORDANCE WITH BS 5756 WITH THE FOLLOWING MINIMUM GRADE STRESSES:

19.5 CONNECTIONS  
PLATES - STAINLESS STEEL GRADE 316 OF STATED THICKNESS  
BOLTS - SS GRADE 316

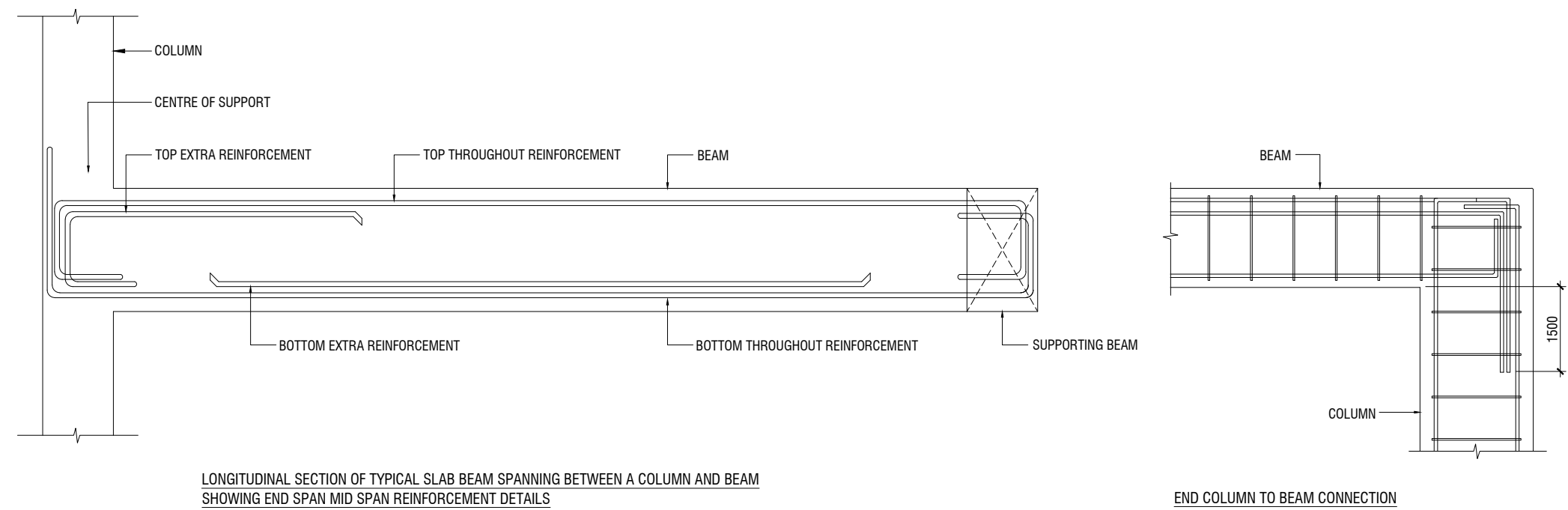
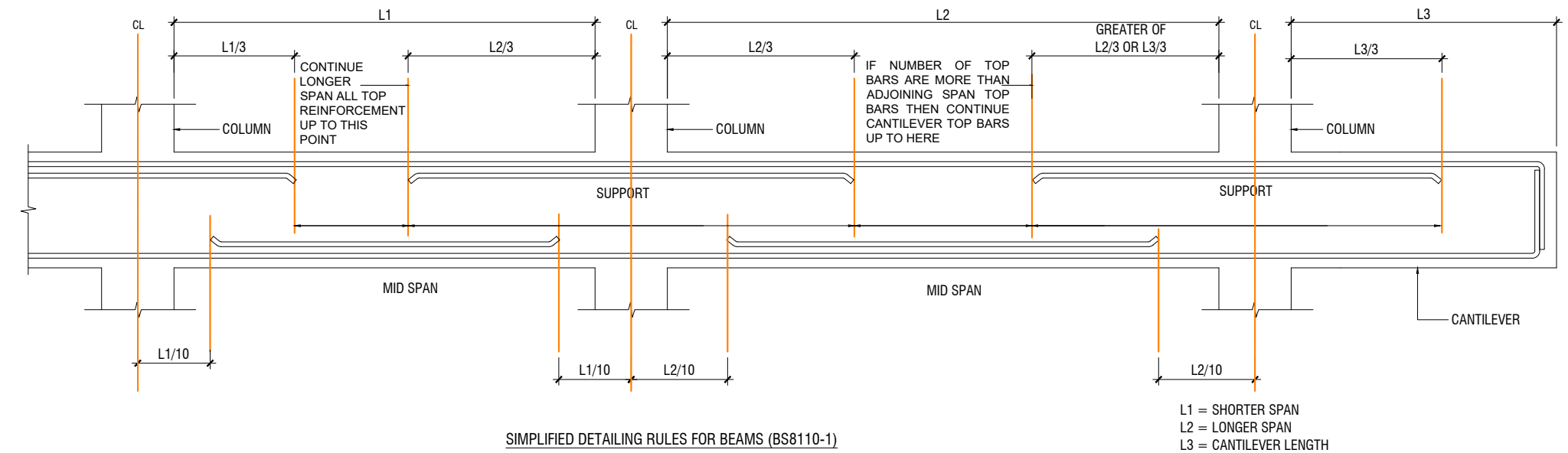
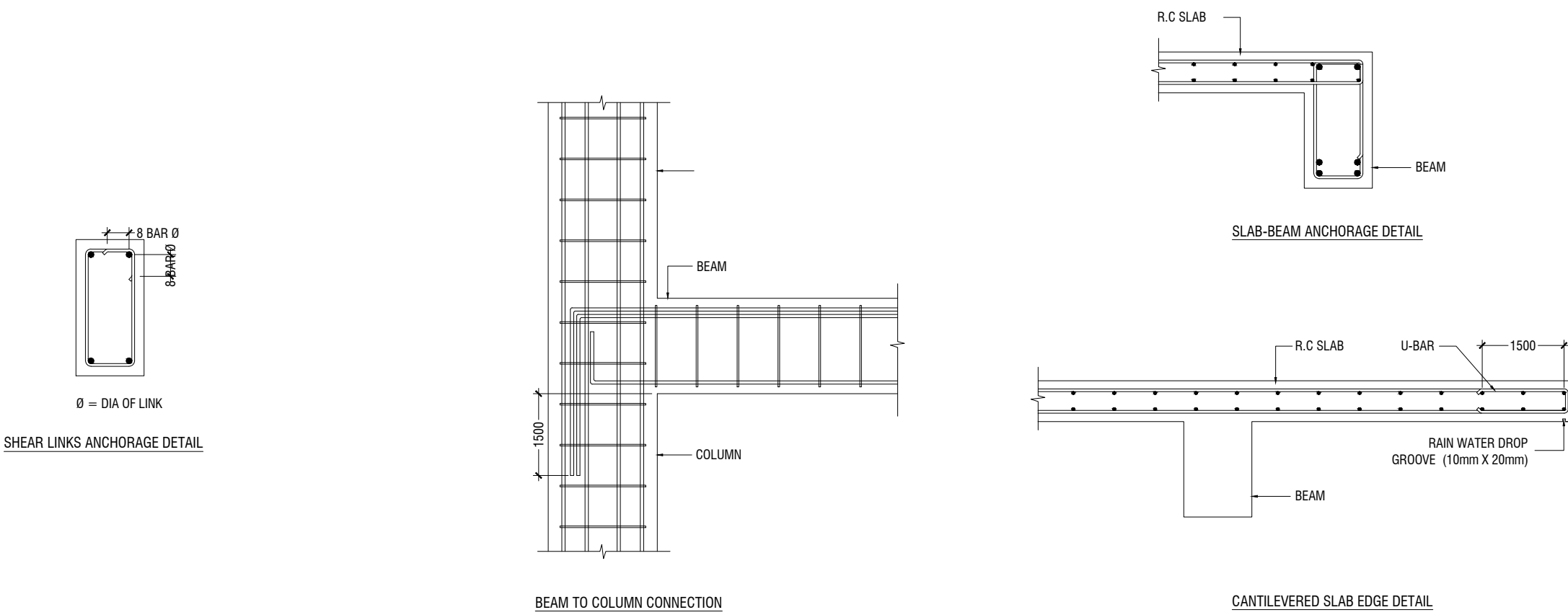
19.6 TIMBER TREATMENT  
MOISTURE - PRESSURE IMPREGNATION OF CCA  
INSECTS - TERMITE TREATMENT FOR TIMBER IN / NEAR GROUND

#### 20.0 STRUCTURAL STEEL SPECIFICATION

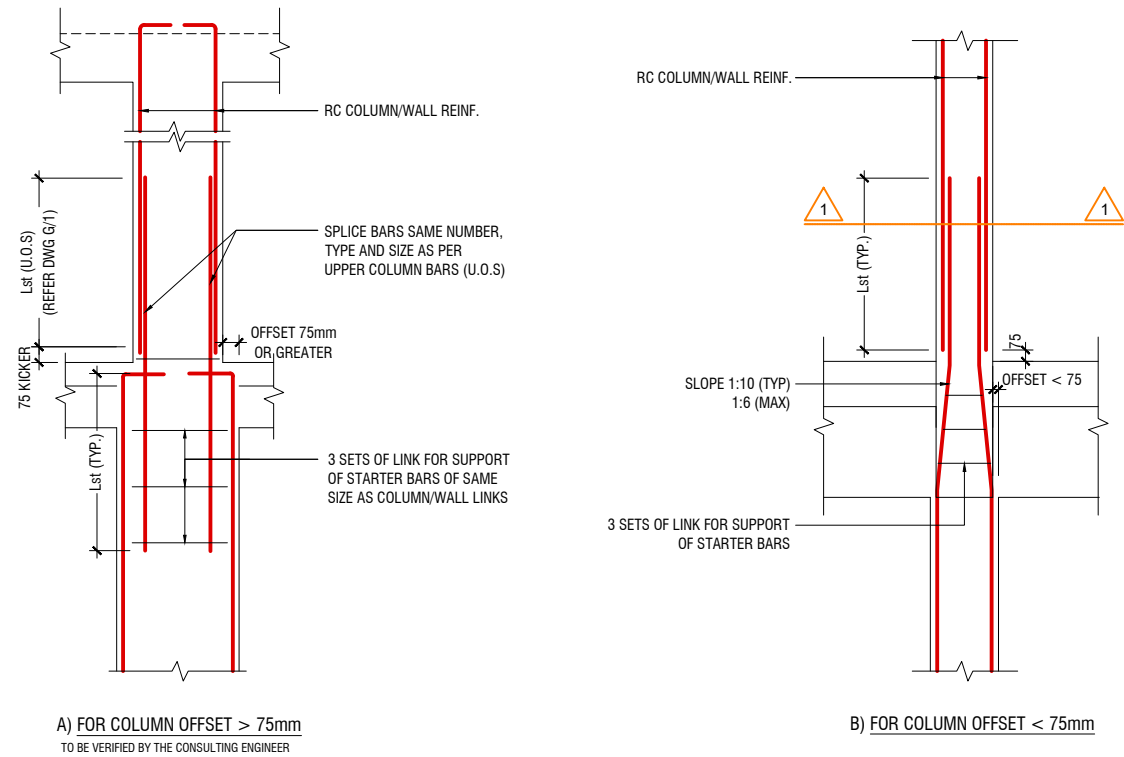
- SEE 21.0 ON PRIMARY CODES AND SPECIFICATIONS.
- MATERIALS:  
  
W-SHAPES & WT-SHAPES..... ASTM A992  
S-SHAPES, M-SHAPES, HP-SHAPES..... ASTM A36  
ST-SHAPES & MT-SHAPES..... ASTM A36  
C-SHAPES & MC-SHAPES..... ASTM A36  
ANGLES & PLATES..... ASTM A36  
HSS SHAPES..... ASTM A500, GRADE B  
STEEL PIPE..... ASTM A53 (TYPE E OR S), GRADE B  
HIGH STRENGTH BOLTS..... ASTM A325  
MACHINE BOLTS..... ASTM A307  
ANCHOR RODS.....ASTM F1554, GRADE 55 TYPE S1(UNO)  
WELDED HEADED STUDS..... ASTM A108  
DEFORMED BAR ANCHORS..... ASTM A496  
WELDING ELECTRODES..... AWS D1.1, E70 SERIES
- NON-SHRINK, NON-METALLIC GROUT WITH A 28 DAY STRENGTH OF 35MPa SHALL BE USED UNDER BASE PLATES AND SHALL CONFORM TO BS EN 12390-3 AND EN 196-1. MASTERFLOW 542 OR EQUIVALENT MAYBE USED.

#### 23.0 POST-INSTALLED ANCHORS

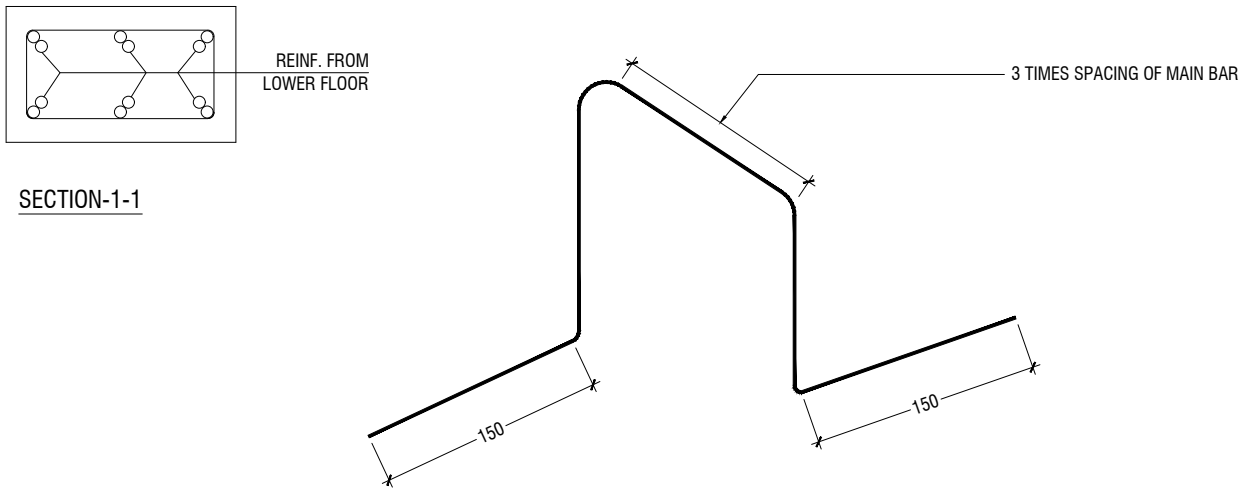
- POST-INSTALLED ANCHORS SHALL ONLY BE USED WHERE SPECIFIED ON THE DRAWINGS. CONTRACTOR SHALL OBTAIN APPROVAL FROM ENGINEER OF RECORD (EOR) PRIOR TO USING POST-INSTALLED ANCHORS FOR MISSINGS OR MISPLACED ANCHORS.
- CARE SHALL BE GIVEN TO AVOID CONFLICTS WITH EXISTING REINFORCING WHEN DRILLING HOLES. HOLES SHALL BE DRILLED AND CLEANED PER THE MANUFACTURER'S INSTRUCTIONS. ANCHORS SHALL BE INSTALLED PER THE MANUFACTURERS INSTALLATION INSTRUCTIONS AT NOT LESS THAN MINIMUM EDGE DISTANCES AND/OR SPACINGS INDICATED IN THE MANUFACTURER'S LITERATURE.
- SPECIAL INSPECTION SHALL BE PROVIDED FOR ALL ADHESIVE AND MECHANICAL ANCHOR INSTALLATIONS AS REQUIRED BY THE EOR. INDEPENDENT ON-SITE PROOF LOAD TESTING SHALL BE PERFORMED AS REQUIRED BY THE EOR. CONTACT EOR FOR NUMBER OF ANCHORS REQUIRED TO BE TESTED AND REQUIRED PROOF LOAD MAGNITUDE.



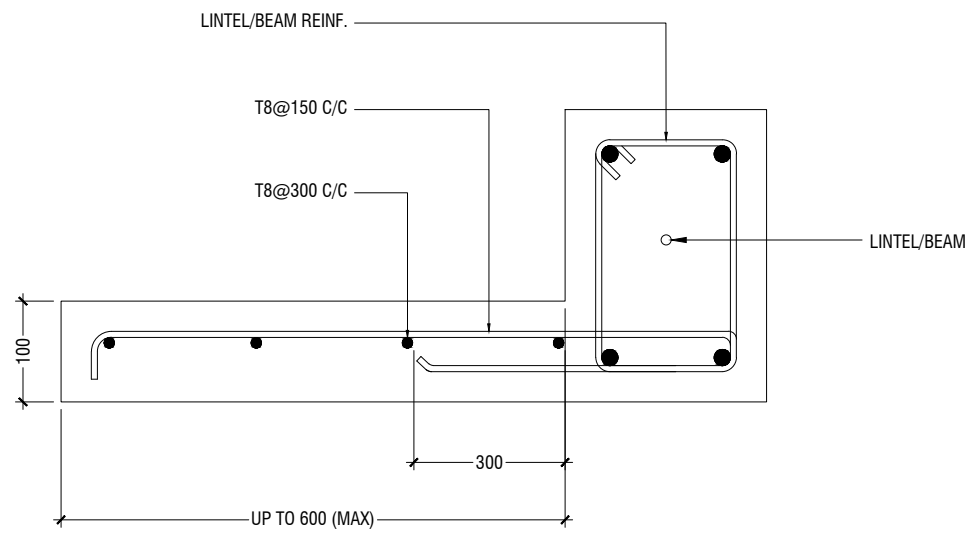
NOTE:  
 STANDARD DETAILS GIVEN HERE ALSO APPLIES TO FOUNDATION MEMBERS  
 OTHER DETAILS NOT FOUND HERE SHALL BE REFEREED TO IN RELEVANT BS  
 CODES OR SHALL BE APPROVED BY CLIENT'S ENGINEER



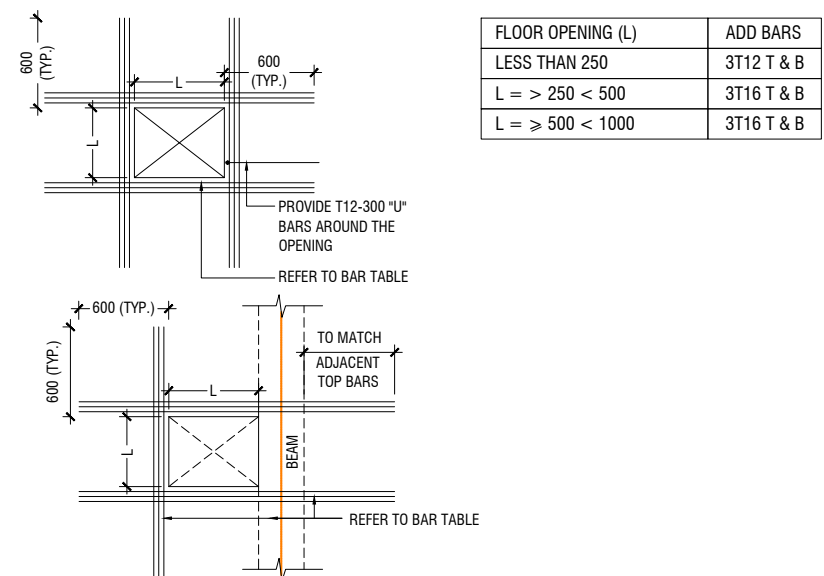
COLUMN/WALL REINF. LAPPING DETAIL AT FLOOR LEVEL



TYPICAL CHAIR DETAIL




TYPICAL CANTILEVER DETAILS



- NOTE:-
- FOR OPENINGS LESS THAN 200x200. SLAB REBARS TO BE ADJUSTED AROUND OPENING.
  - FOR OPENINGS GREATER THAN 250x250 TO BE APPROVED BY THE ENGINEER.
  - ALL SLAB OPENINGS LOCATION TO BE APPROVED BY THE ENGINEER.
  - EQUIVALENT OPENING AREA SHALL APPLY THE DETAILS SHOWN ABOVE.
  - EQUIVALENT OPENING AREA SHALL INCLUDE RECTANGLE, TRIANGLE AND ANY POLYGON SHAPE.
  - EXCEPT HACKING, NO SLAB CORING ARE ADVISABLE FOR POST-TENSIONED SLAB.

TYPICAL TRIMMER BARS DETAILS FOR OPENING IN SLABS



### GROUND FLOOR COLUMN LAYOUT PLAN

SCALE 1:100

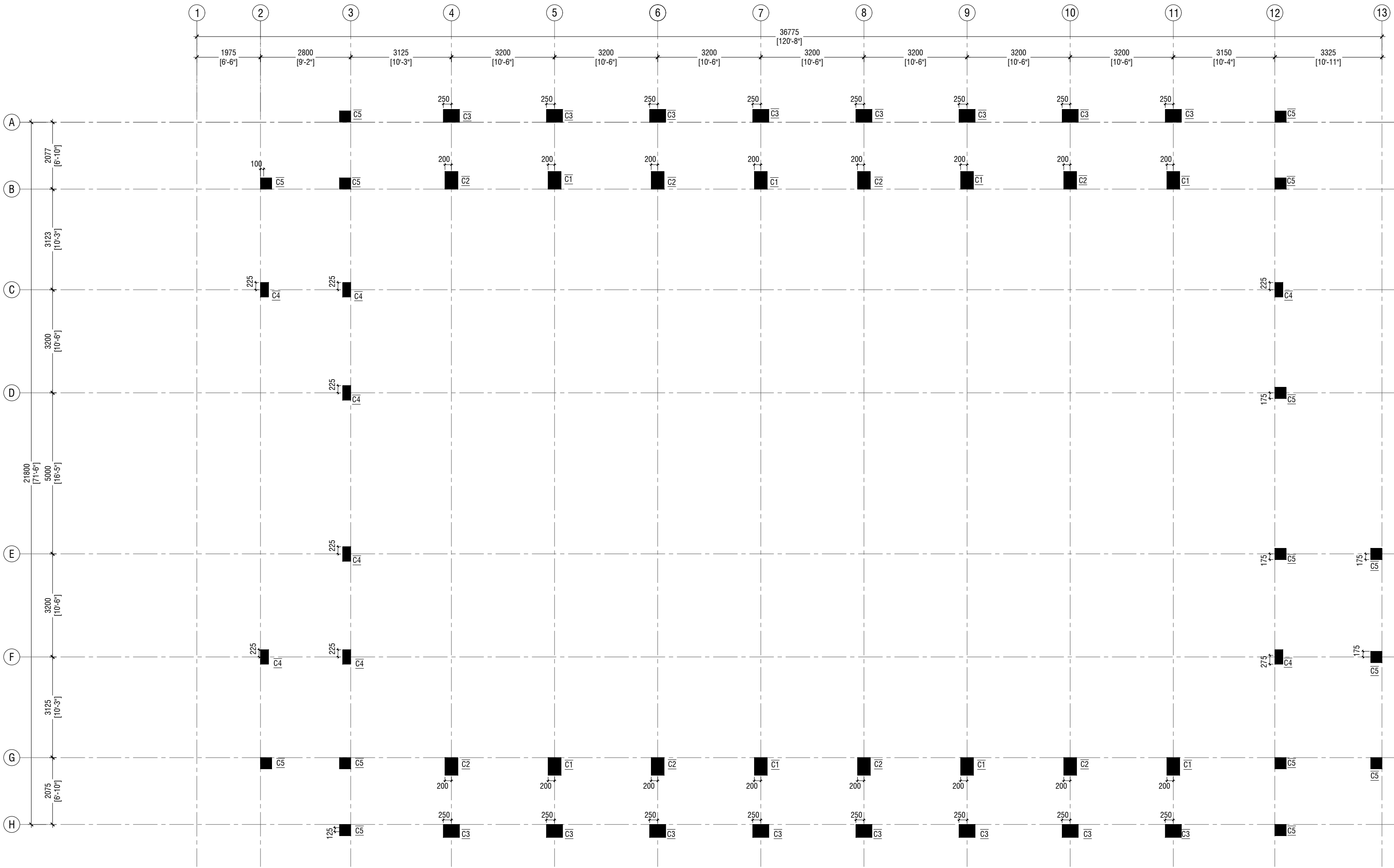


#### NOTE:

##### COLUMN SIZES

C1	: 400 x 550 mm
C2	: 400 x 550 mm
C3	: 400 x 500 mm
C4	: 250 x 450 mm
C5	: 350 x 350 mm
C6	: 250 x 250 mm
C7	: 200 x 200 mm
SC	: 150 X 150 mm
COVER	: 40mm

Issue	Date	Description
AMMENDMENTS.		
PHYSICAL FACILITIES DEVELOPMENT SECTION MINISTRY OF EDUCATION, MALE, REPUBLIC OF MALDIVES		
PROJECT HDH. NOLHIVARANFARU SCHOOL MULTIPURPOSE HALL & 8 CLASS ROOM		
PROJECT REFERENCE		
CLIENT :	MINISTRY OF EDUCATION	
ARCHITECT :		
ENGINEER :		
DRAWN :		
CHECKED :		
SCALE :	AS GIVEN	
DATE :	09 August 2023	
DWG NO :	S 04 / 21	




FIRST FLOOR COLUMN LAYOUT PLAN

SCALE 1:100

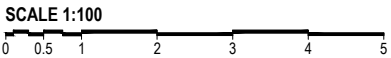
NOTE:	
COLUMN SIZES	
C1	: 400 x 550 mm
C2	: 400 x 550 mm
C3	: 400 x 550 mm
C4	: 250 x 450 mm
C5	: 350 x 350 mm
C6	: 250 x 250 mm
SC	: 150 X 150 mm
COVER	: 40mm

Issue	Date	Description
AMMENDMENTS.		
PHYSICAL FACILITIES DEVELOPMENT SECTION MINISTRY OF EDUCATION, MALE, REPUBLIC OF MALDIVES		
PROJECT HDH. NOLHIVARANFARU SCHOOL MULTIPURPOSE HALL & 8 CLASS ROOM		
PROJECT REFERENCE		
CLIENT :	MINISTRY OF EDUCATION	
ARCHITECT :		
ENGINEER :		
DRAWN :		
CHECKED :		
SCALE :	AS GIVEN	
DATE :	09 August 2023	
DWG NO :	S 05 / 21	



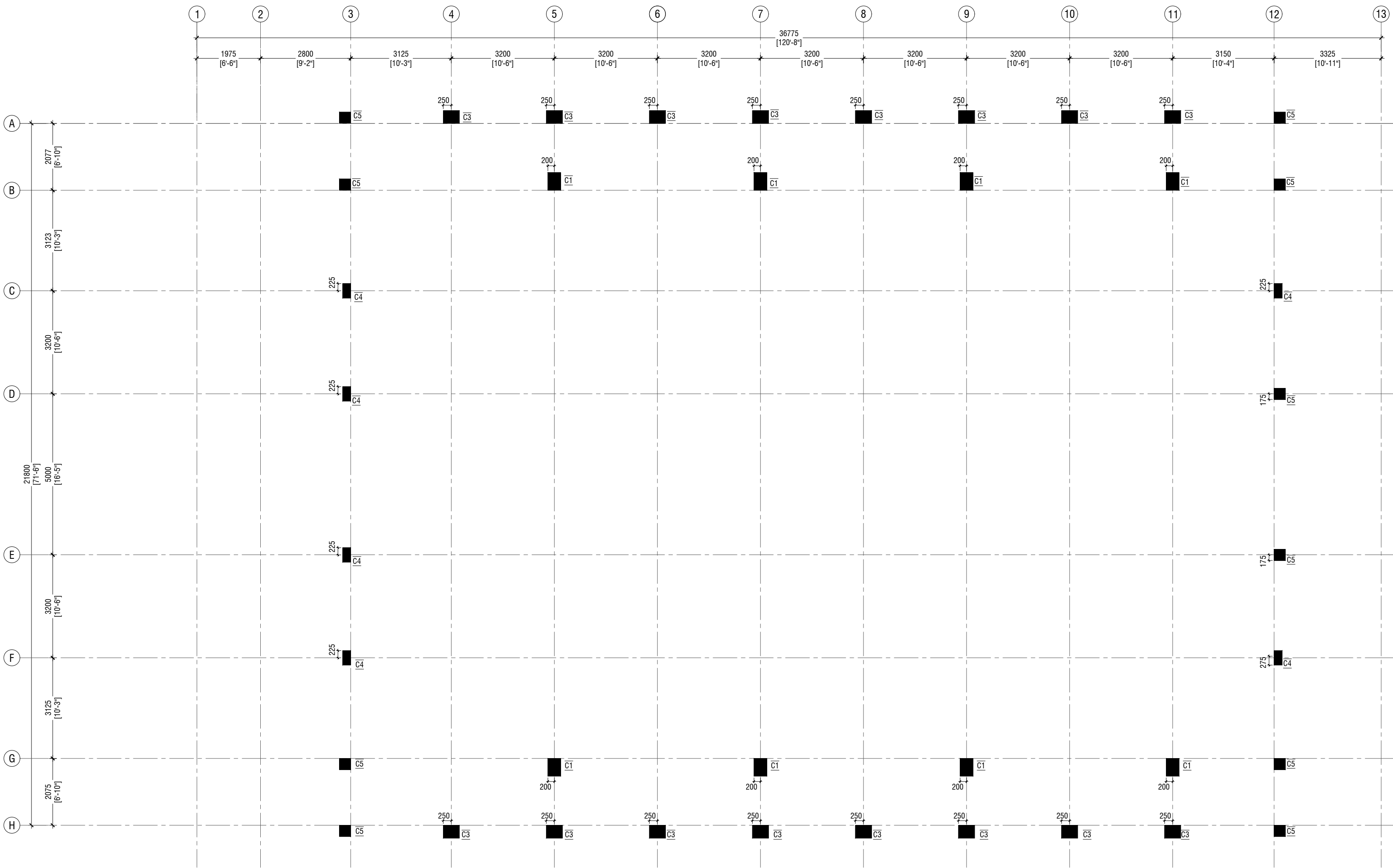


SECOND FLOOR COLUMN LAYOUT PLAN

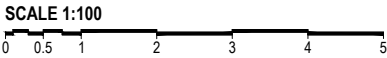


NOTE:	
COLUMN SIZES	
C1	: 400 x 550 mm
C2	: 400 x 550 mm
C3	: 400 x 500 mm
C4	: 250 x 450 mm
C5	: 350 x 350 mm
C6	: 250 x 250 mm
SC	: 150 X 150 mm
COVER	: 40mm

Issue	Date	Description
AMMENDMENTS.		
PHYSICAL FACILITIES DEVELOPMENT SECTION MINISTRY OF EDUCATION, MALE, REPUBLIC OF MALDIVES		
PROJECT HDH. NOLHIVARANFARU SCHOOL MULTIPURPOSE HALL & 8 CLASS ROOM		
PROJECT REFERENCE		
CLIENT :	MINISTRY OF EDUCATION	
ARCHITECT :		
ENGINEER :		
DRAWN :		
CHECKED :		
SCALE :	AS GIVEN	
DATE :	09 August 2023	
DWG NO :	S 06 / 21	

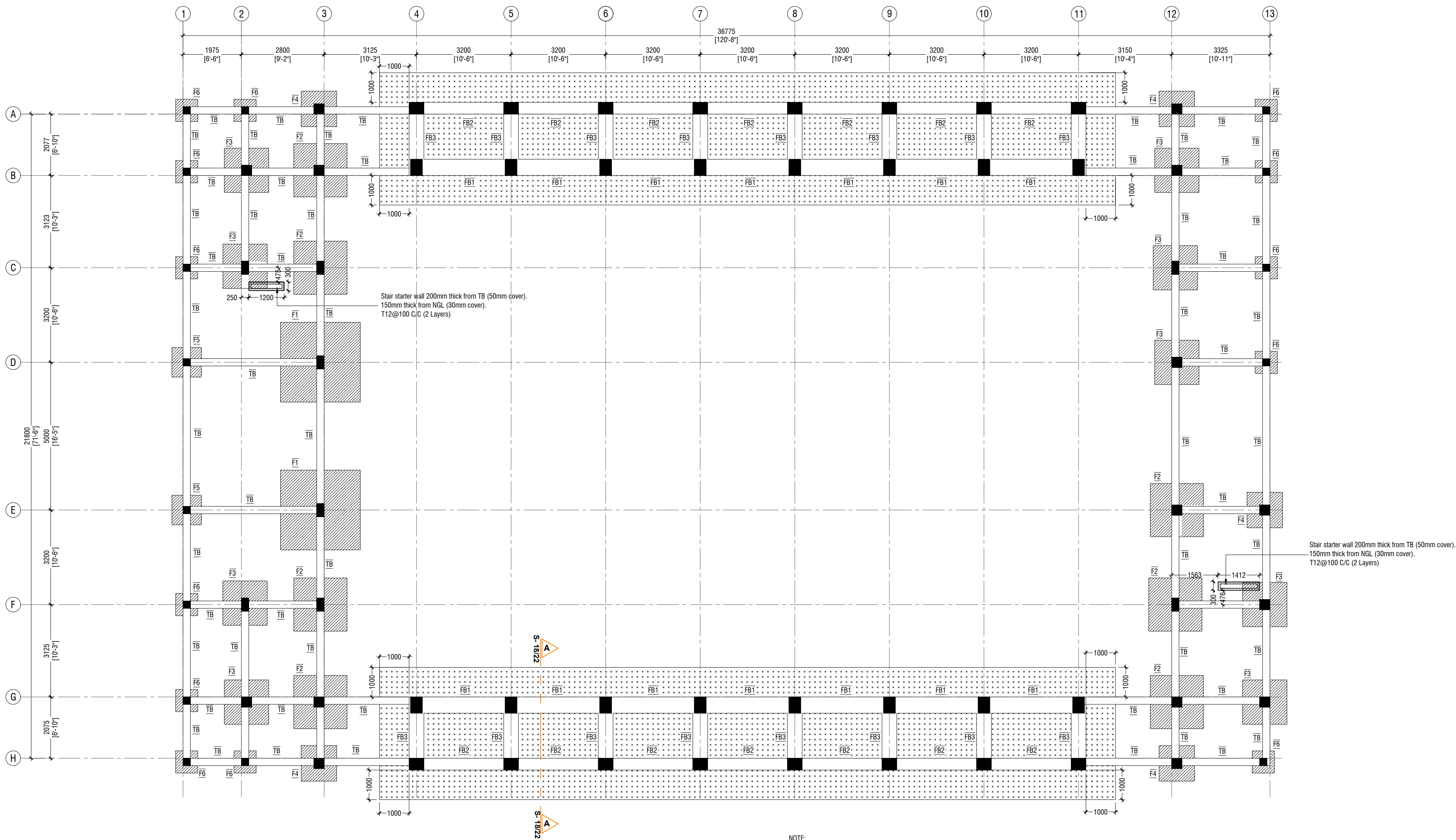


ROOF - 2 LEVEL COLUMN LAYOUT PLAN



NOTE:	
COLUMN SIZES	
C1	: 400 x 550 mm
C2	: 400 x 550 mm
C3	: 400 x 500 mm
C4	: 250 x 450 mm
C5	: 350 x 350 mm
C6	: 250 x 250 mm
SC	: 150 X 150 mm
COVER	: 40mm

Issue	Date	Description
AMMENDMENTS.		
PHYSICAL FACILITIES DEVELOPMENT SECTION MINISTRY OF EDUCATION, MALE, REPUBLIC OF MALDIVES		
PROJECT HDH. NOLHIVARANFARU SCHOOL MULTIPURPOSE HALL & 8 CLASS ROOM		
PROJECT REFERENCE		
CLIENT :	MINISTRY OF EDUCATION	
ARCHITECT :		
ENGINEER :		
DRAWN :		
CHECKED :		
SCALE :	AS GIVEN	
DATE :	09 August 2023	
DWG NO :	S 07 / 21	



**FOUNDATION PLAN**  
SCALE 1:100

NOTE:

COLUMN SIZES

- C1 : 400 x 550 mm
- C2 : 400 x 550 mm
- C3 : 400 x 500 mm
- C4 : 250 x 450 mm
- C5 : 350 x 350 mm
- C6 : 250 x 250 mm
- SC : 150 x 150 mm
- COVER : 40mm

FOUNDATION PAD SIZES

	DIMENSION	REINFORCEMENT (L x B x D)	FOUNDATION DEPTH (MM)
F1	2700 x 2700 x 550	T16@130 C/C B/W (B) T12@130C/C B/W (T)	1450mm
F2	1800 x 1800 x 400	T16@120 C/C B/W (B)	1300mm
F3	1500 x 1500 x 350	T12@150 C/C B/W (B)	1250mm
F4	1200 x 1200 x 350	T12@150 C/C B/W (B)	1250mm
F5	1000 x 1000 x 300	T12@150 C/C B/W (B)	1200mm
F6	750 x 750 x 300	T10@100 C/C B/W (B)	1200mm

RAFT FOUNDATION DEPTH : 1200mm BELOW GROUND LEVEL

300mm THICK RAFT

ALL FOOTINGS ARE TO BE LAID ON TOP OF 50mm THICK LEAN CONCRETE  
APPLY WATER PROOFING TO SUBSTRUCTURE (BELOW GROUND ELEMENTS)

TIE BEAM SIZES

- TB : 250 x 400 mm
- COVER : 50mm

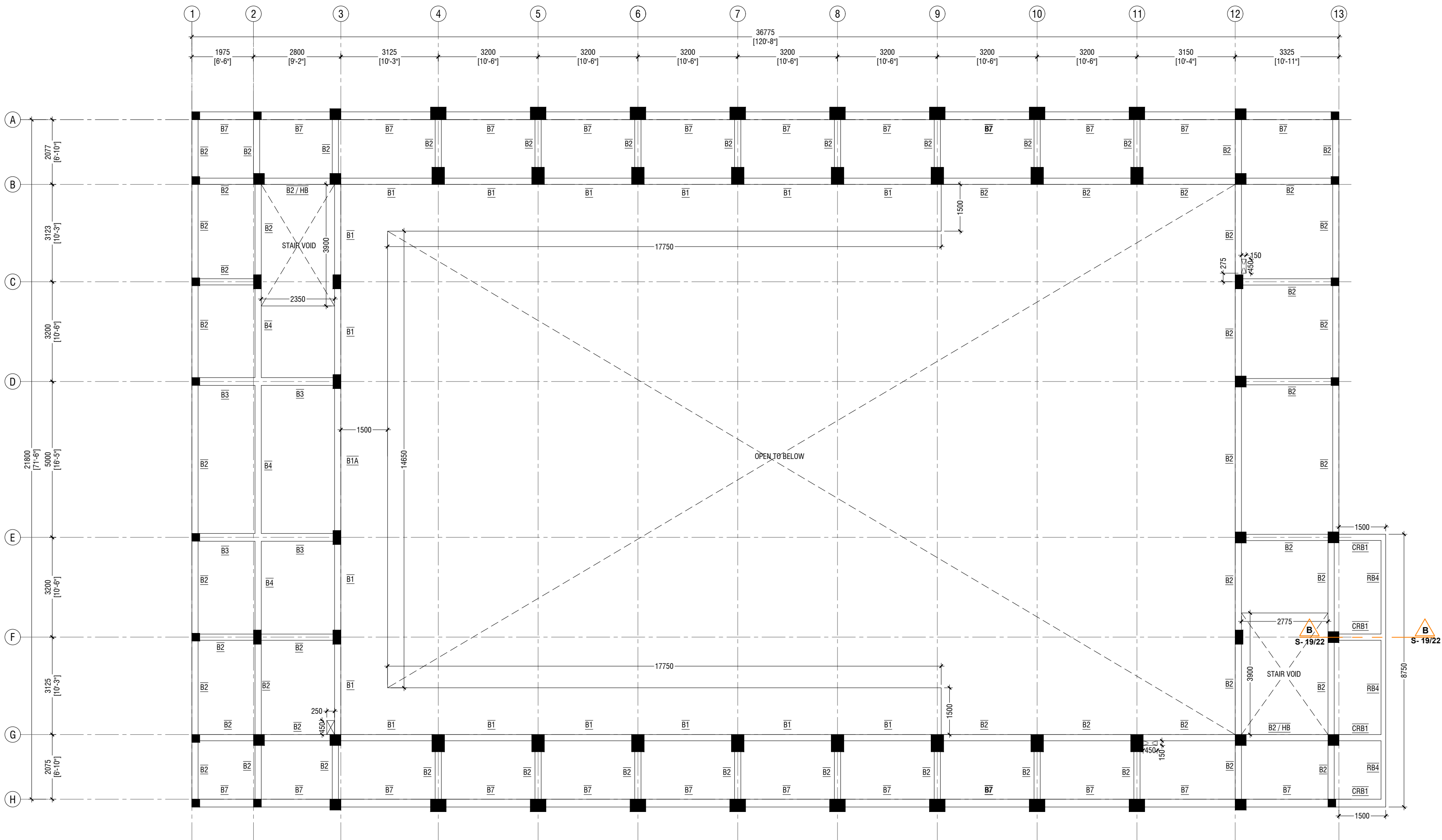
GROUND SLAB : 100mm THK RC SLAB ON FILL  
REINFORCED WITH T10@200 C/C BW

CONCRETE GRADE 35= MPa

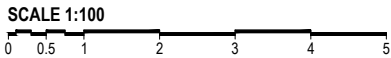
-150mm THK. SOLID MASONRY BLOCK WALL

RAMP SLAB : 100MM THICK SLAB ON GRADE,  
T10@200 C/C BW

Issue	Date	Description
AMMENDMENTS.		
PHYSICAL FACILITIES DEVELOPMENT SECTION MINISTRY OF EDUCATION, MALE', REPUBLIC OF MALDIVES		
PROJECT <b>HDH. NOLHIVARANFARU SCHOOL MULTIPURPOSE HALL &amp; 8 CLASS ROOM</b>		
PROJECT REFERENCE		
CLIENT :	MINISTRY OF EDUCATION	
ARCHITECT :		
ENGINEER :		
DRAWN :		
CHECKED :		
SCALE :	AS GIVEN	
DATE :	09 August 2023	
DWG NO :	S 08 / 21	



FIRST FLOOR BEAM PLAN



NOTE:

COLUMN SIZES

C1	: 400 x 550 mm
C2	: 400 x 550 mm
C3	: 400 x 500 mm
C4	: 250 x 450 mm
C5	: 350 x 350 mm
C6	: 250 x 250 mm
SC	: 150 x 150 mm
COVER	: 40mm

NOTE:

BEAM SIZES

B1	: 200x450 mm
B1A	: 200x450 mm
B2	: 200x400 mm
B3	: 250x450 mm
B4	: 200x400 mm
B5	: 200x450 mm
B6	: 200x400 mm
B7	: 250x500 mm
B8	: 200x450 mm
B9	: 350x1200 mm
CB1	: 250x450 mm
HB	: 200x400 mm
RB1	: 200x300 mm
RB2	: 200x400 mm
RB3	: 150x400 mm
RB4	: 150x400 mm
CRB1	: 200x400 mm
COVER	: 35mm

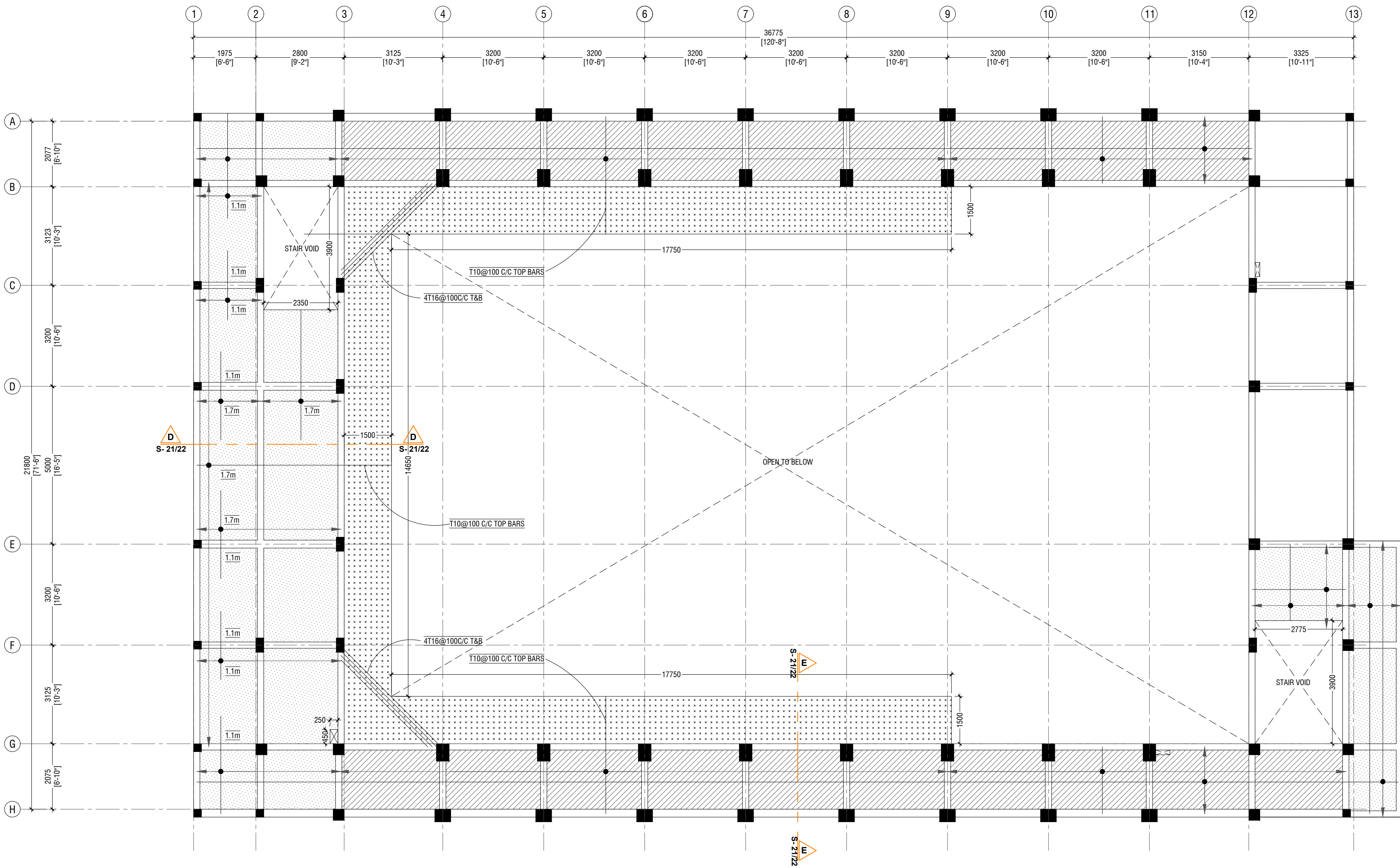
CONCRETE GRADE 30 = MPa

Issue	Date	Description
AMMENDMENTS.		

PHYSICAL FACILITIES DEVELOPMENT SECTION  
MINISTRY OF EDUCATION,  
MALE,  
REPUBLIC OF MALDIVES

PROJECT  
HDH. NOLHIVARANFARU SCHOOL  
MULTIPURPOSE HALL &  
8 CLASS ROOM

PROJECT REFERENCE	
CLIENT :	MINISTRY OF EDUCATION
ARCHITECT :	
ENGINEER :	
DRAWN :	
CHECKED :	
SCALE :	AS GIVEN
DATE :	09 August 2023
DWG NO :	S 09 / 21

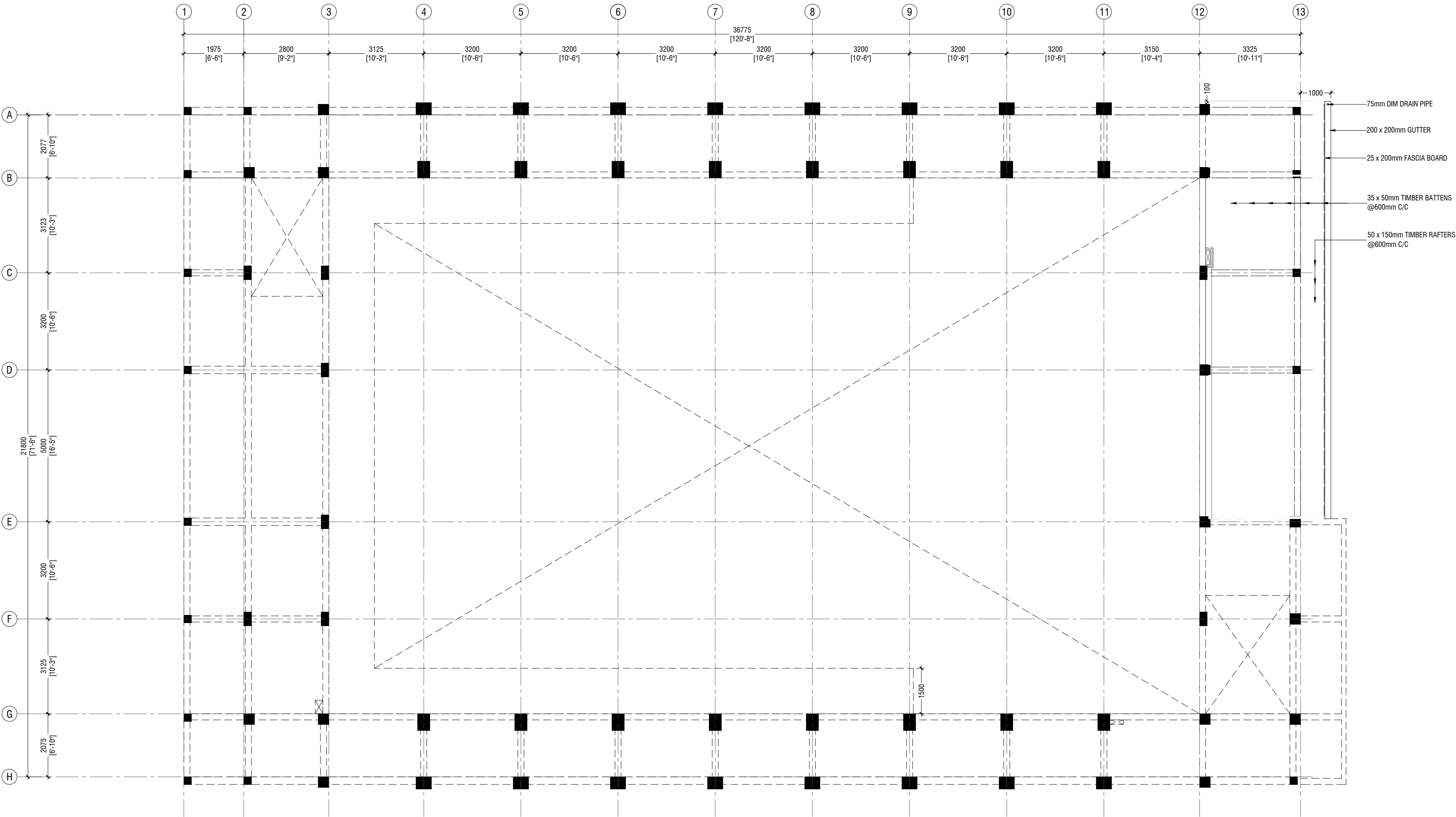


FIRST FLOOR SLAB REINFORCEMENT PLAN

SCALE 1:100  
0 0.5 1 2 3 4 5

NOTE  
SLAB THICKNESS - 150mm  
CAT WALK SLAB THICKNESS - 170mm  
SLAB THICKNESS - 200mm  
BOTTOM REINFORCEMENT - T10@150 C/C BW (NOT SHOWN, UNLESS STATED)  
TOP REINFORCEMENT - T10 @150 C/C (AS SHOWN UNLESS STATED)  
TOP DISTRIBUTION BARS - T10@150 C/C  
REINFORCEMENT DISCONTINUOUS AT VOIDS


Issue	Date	Description
AMMENDMENTS.		
PHYSICAL FACILITIES DEVELOPMENT SECTION MINISTRY OF EDUCATION, MALE, REPUBLIC OF MALDIVES		
PROJECT HDH. NOLHIVARANFARU SCHOOL MULTIPURPOSE HALL & 8 CLASS ROOM		
PROJECT REFERENCE		
CLIENT :	MINISTRY OF EDUCATION	
ARCHITECT :		
ENGINEER :		
DRAWN :		
CHECKED :		
SCALE :	AS GIVEN	
DATE :	09 August 2023	
DWG NO :	S 10 / 21	



**LOWER ROOF FRAMING PLAN**  
SCALE 1:100


Issue	Date	Description
AMMENDMENTS.		
PHYSICAL FACILITIES DEVELOPMENT SECTION MINISTRY OF EDUCATION, MALE, REPUBLIC OF MALDIVES		
PROJECT HDH. NOLHIVARANFARU SCHOOL MULTIPURPOSE HALL & 8 CLASS ROOM		
PROJECT REFERENCE		
CLIENT :	MINISTRY OF EDUCATION	
ARCHITECT :		
ENGINEER :		
DRAWN :		
CHECKED :		
SCALE :	AS GIVEN	
DATE :	09 August 2023	
DWG NO :	S 11 / 21	





SECOND FLOOR BEAM PLAN

SCALE 1:100



NOTE:

COLUMN SIZES

C1 : 400 x 550 mm  
C2 : 400 x 550 mm  
C3 : 400 x 500 mm  
C4 : 250 x 450 mm  
C5 : 350 x 350 mm  
C6 : 250 x 250 mm  
SC : 150 x 150 mm  
COVER : 40mm

COLUMN TERMINATED FROM  
SECOND FLOOR SLAB

NOTE:

BEAM SIZES

B1 : 200x450 mm  
B1A : 200x450 mm  
B2 : 200x400 mm  
B3 : 250x450 mm  
B4 : 200x400 mm  
B5 : 200x450 mm  
B6 : 200x400 mm  
B7 : 250x500 mm  
B8 : 200x450 mm  
B9 : 350x1200 mm  
CB1 : 250x450 mm  
HB : 200x400 mm  
RB1 : 200x300 mm  
RB2 : 200x400 mm  
RB3 : 150x400 mm  
RB4 : 150x400 mm  
CRB1 : 200x400 mm  
COVER : 35mm

CONCRETE GRADE 30 = MPa

Issue	Date	Description
AMMENDMENTS.		

PHYSICAL FACILITIES DEVELOPMENT SECTION  
MINISTRY OF EDUCATION,  
MALE,  
REPUBLIC OF MALDIVES

PROJECT  
HDH. NOLHIVARANFARU SCHOOL  
MULTIPURPOSE HALL &  
8 CLASS ROOM

PROJECT REFERENCE

CLIENT : MINISTRY OF EDUCATION

ARCHITECT :

ENGINEER :


DRAWN :

CHECKED :

SCALE : AS GIVEN

DATE : 09 August 2023

DWG NO : S 12 / 21



## SECOND FLOOR SLAB REINFORCEMENT PLAN

SCALE 1:100  
0 0.5 1 2 3 4 5

### NOTE

- SLAB THICKNESS - 130mm
- SLAB THICKNESS - 150mm
- SLAB THICKNESS - 180mm

BOTTOM REINFORCEMENT -  
B1 - T10@100 C/C (AS SHOWN)  
B2 - T10 @200 C/C (AS SHOWN)

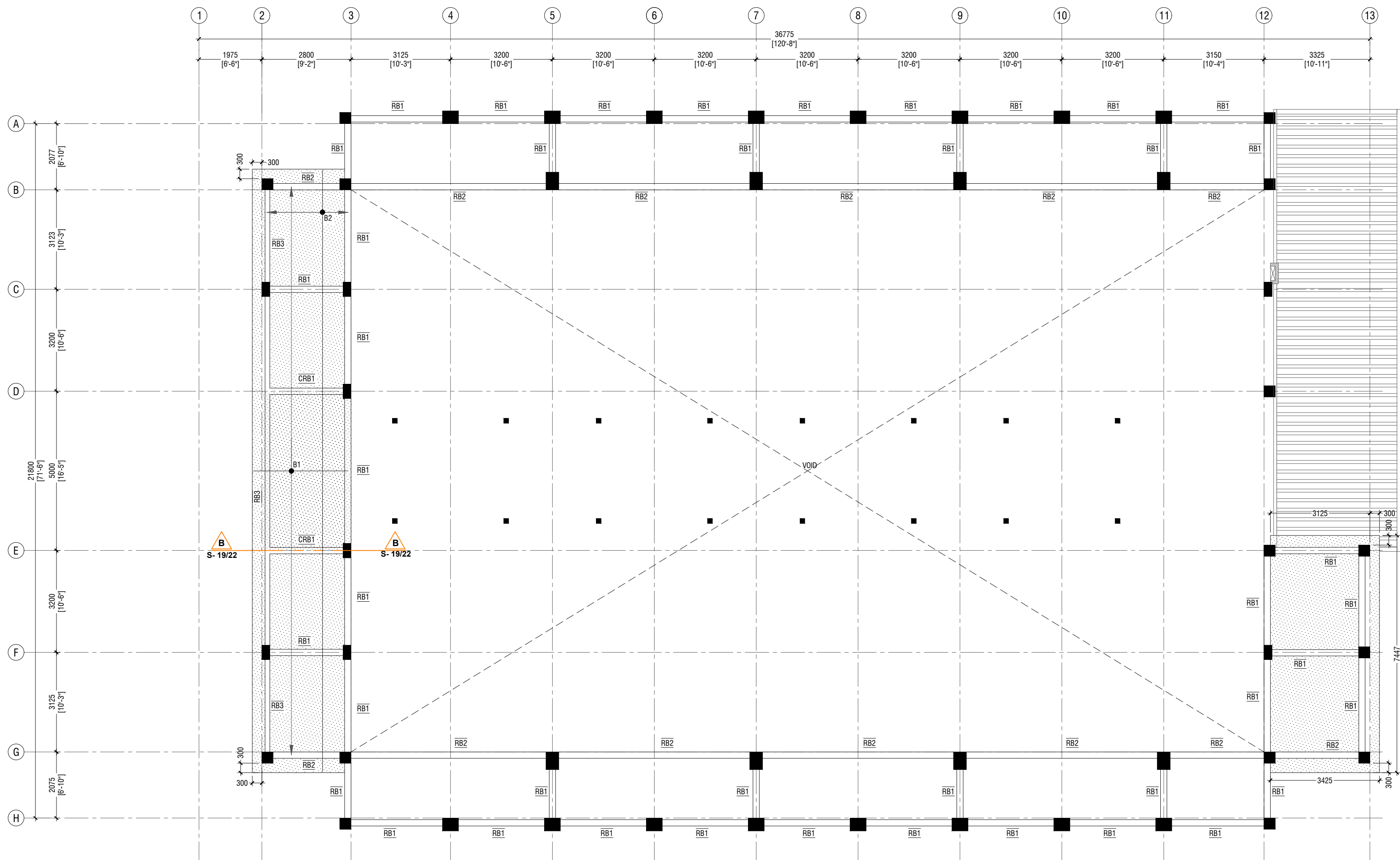
TOP REINFORCEMENT - TOP BARS AS SHOWN  
TOP DISTRIBUTION BARS - T10@150 C/C  
REINFORCEMENT DISCONTINUOUS AT VOIDS

Issue	Date	Description
AMMENDMENTS.		

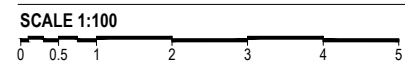
PHYSICAL FACILITIES DEVELOPMENT SECTION  
MINISTRY OF EDUCATION,  
MALE,  
REPUBLIC OF MALDIVES

PROJECT  
**HDH. NOLHIVARANFARU SCHOOL  
MULTIPURPOSE HALL &  
8 CLASS ROOM**

PROJECT REFERENCE	
CLIENT :	MINISTRY OF EDUCATION
ARCHITECT :	
ENGINEER :	
DRAWN :	
CHECKED :	
SCALE :	AS GIVEN
DATE :	09 August 2023
DWG NO :	S 13 / 21



ROOF BEAM LEVEL - 1 AND SLAB REINFORCEMENT PLAN (+10300)



NOTE:

COLUMN SIZES

C1	: 400 x 550 mm
C2	: 400 x 550 mm
C3	: 400 x 500 mm
C4	: 250 x 450 mm
C5	: 350 x 350 mm
C6	: 250 x 250 mm
SC	: 150 x 150 mm
COVER	: 40mm

NOTE:

BEAM SIZES

B1	: 200x450 mm
B1A	: 200x450 mm
B2	: 200x400 mm
B3	: 250x450 mm
B4	: 200x400 mm
B5	: 200x450 mm
B6	: 200x400 mm
B7	: 250x500 mm
B8	: 200x450 mm
B9	: 350x1200 mm
CB1	: 250x450 mm
HB	: 200x400 mm
RB1	: 200x300 mm
RB2	: 200x400 mm
RB3	: 150x400 mm
RB4	: 150x400 mm
CRB1	: 200x400 mm
COVER	: 35mm

CONCRETE GRADE 30 = MPa

NOTE

SLAB THICKNESS - 130mm

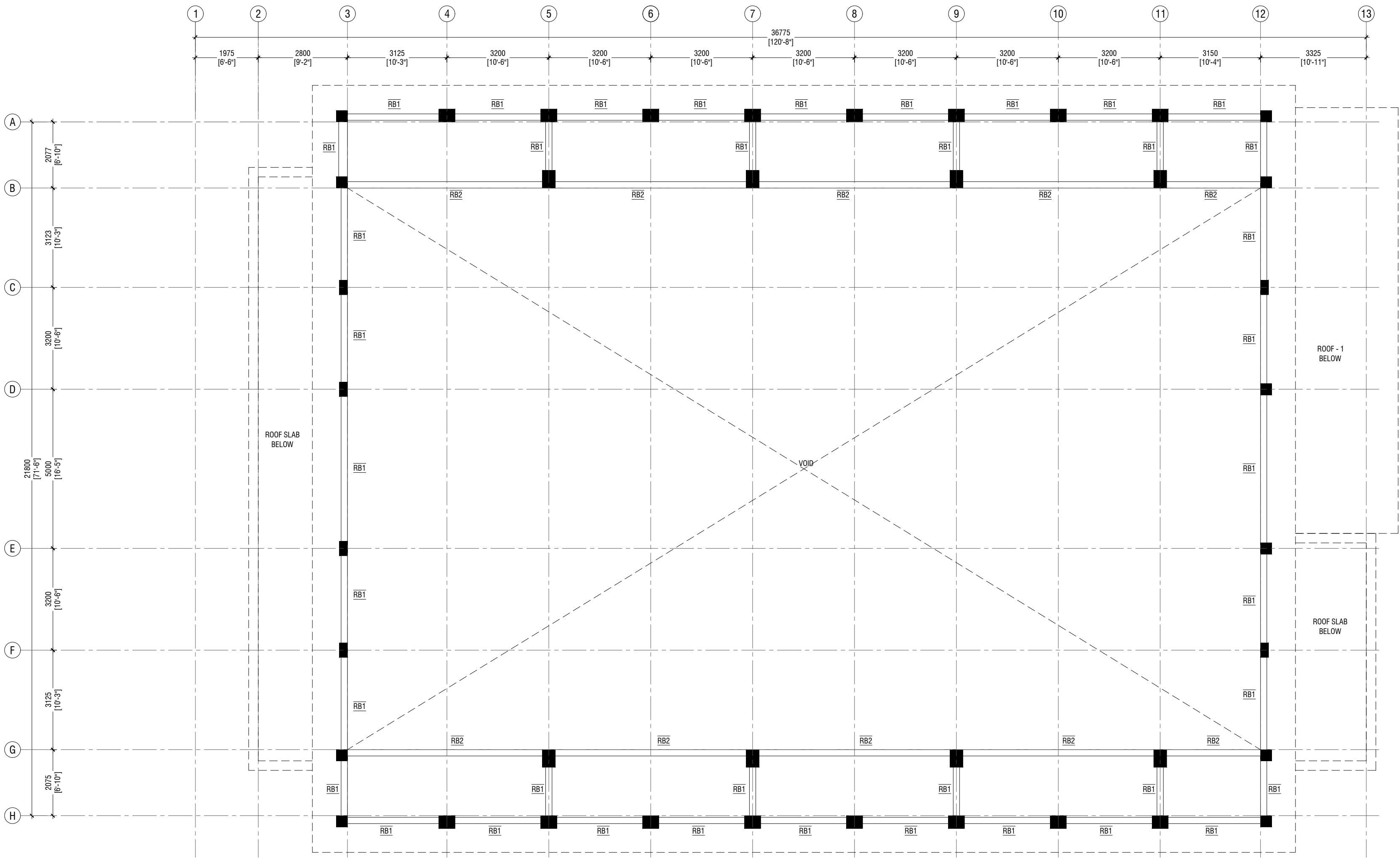
BOTTOM REINFORCEMENT - T10@200 C/C B/W (NOT SHOWN)  
BOTTOM REINFORCEMENT - B1 - T10@100 C/C (AS SHOWN)  
BOTTOM REINFORCEMENT - B2 - T10 @200 C/C (AS SHOWN)  
TOP REINFORCEMENT - T10 @200 C/C B/W (NOT SHOWN)  
REINFORCEMENT DISCONTINUOUS AT VOIDS

Issue	Date	Description
AMMENDMENTS.		

PHYSICAL FACILITIES DEVELOPMENT SECTION  
MINISTRY OF EDUCATION,  
MALE,  
REPUBLIC OF MALDIVES

PROJECT  
**HDH. NOLHIVARANFARU SCHOOL  
MULTIPURPOSE HALL &  
8 CLASS ROOM**

PROJECT REFERENCE	
CLIENT :	MINISTRY OF EDUCATION
ARCHITECT :	
ENGINEER :	
DRAWN :	
CHECKED :	
SCALE :	AS GIVEN
DATE :	09 August 2023
DWG NO :	S 14 / 21



ROOF BEAM LEVEL - 2 (+11200)

SCALE 1:100


NOTE:

COLUMN SIZES  
C1 : 400 x 550 mm  
C2 : 400 x 550 mm  
C3 : 400 x 500 mm  
C4 : 250 x 450 mm  
C5 : 350 x 350 mm  
C6 : 250 x 250 mm  
SC : 150 x 150 mm  
COVER : 40mm

NOTE:

BEAM SIZES  
B1 : 200x450 mm  
B1A : 200x450 mm  
B2 : 200x400 mm  
B3 : 250x450 mm  
B4 : 200x400 mm  
B5 : 200x450 mm  
B6 : 200x400 mm  
B7 : 250x500 mm  
B8 : 200x450 mm  
B9 : 350x1200 mm  
CB1 : 250x450 mm  
HB : 200x400 mm  
RB1 : 200x300 mm  
RB2 : 200x400 mm  
RB3 : 150x400 mm  
RB4 : 150x400 mm  
CRB1 : 200x400 mm  
COVER : 35mm  
CONCRETE GRADE 30 = MPa

Issue	Date	Description
AMMENDMENTS.		
PHYSICAL FACILITIES DEVELOPMENT SECTION MINISTRY OF EDUCATION, MALE, REPUBLIC OF MALDIVES		
PROJECT HDH. NOLHIVARANFARU SCHOOL MULTIPURPOSE HALL & 8 CLASS ROOM		
PROJECT REFERENCE		
CLIENT :	MINISTRY OF EDUCATION	
ARCHITECT :		
ENGINEER :		
DRAWN :		
CHECKED :		
SCALE :	AS GIVEN	
DATE :	09 August 2023	
DWG NO :	S 15 / 21	



ROOF LEVEL - 2 TRUSS AND FRAMING PLAN

SCALE 1:100  
0 0.5 1 2 3 4 5

Issue	Date	Description
AMMENDMENTS.		
PHYSICAL FACILITIES DEVELOPMENT SECTION MINISTRY OF EDUCATION, MALE, REPUBLIC OF MALDIVES		
PROJECT HDH. NOLHIVARANFARU SCHOOL MULTIPURPOSE HALL & 8 CLASS ROOM		
PROJECT REFERENCE		
CLIENT : MINISTRY OF EDUCATION		
ARCHITECT :		
ENGINEER :		
DRAWN :		
CHECKED :		
SCALE : AS GIVEN		
DATE : 09 August 2023		
DWG NO : S 16 / 21		





## ROOF TRUSS DETAILS



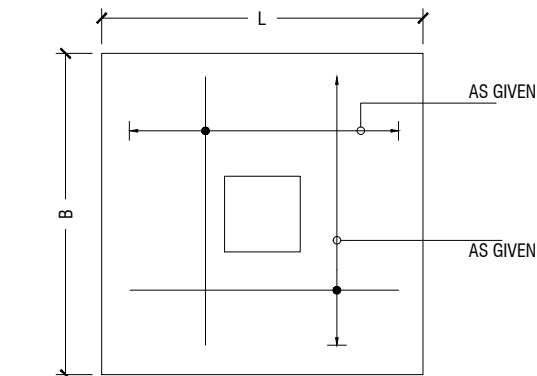
Issue	Date	Description
AMMENDMENTS.		
<p>PHYSICAL FACILITIES DEVELOPMENT SECTION MINISTRY OF EDUCATION, MALE', REPUBLIC OF MALDIVES</p>		
<p>PROJECT</p> <p><b>HDH. NOLHIVARANFARU SCHOOL MULTIPURPOSE HALL &amp; 8 CLASS ROOM</b></p>		
PROJECT REFERENCE		
CLIENT :	MINISTRY OF EDUCATION	
ARCHITECT :		
ENGINEER :		
DRAWN :		
CHECKED :		
SCALE :	AS GIVEN	
DATE :	09 August 2023	
DWG NO : S 17 / 21		



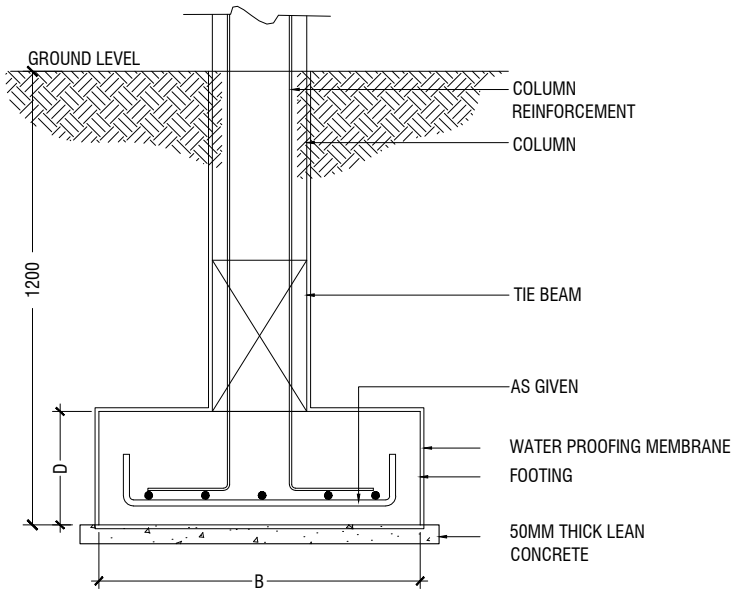
	DIMENSION	REINFORCEMENT (L x B x D)	FOUNDATION DEPTH (MM)
F1	2700 x 2700 x 550	T16@130 C/C B/W (B) T12@130C/C B/W (T)	1450mm
F2	1800 x 1800 x 400	T16@120 C/C B/W (B)	1300mm
F3	1500 x 1500 x 350	T12@150 C/C B/W (B)	1250mm
F4	1200 x 1200 x 350	T12@150 C/C B/W (B)	1250mm
F5	1000 x 1000 x 300	T12@150 C/C B/W (B)	1200mm
F6	750 x 750 x 300	T10@100 C/C B/W (B)	1200mm

RAFT FOUNDATION DEPTH = 1200mm  
NOTE:-  
COVER TO FOUNDATION = 50mm  
COVER TO COLUMNS = 40mm  
COVER TO BEAMS = 35mm  
LAPS = Ø OF BAR x 45  
BEAMS @END SUPPORT = Ø OF BAR x 12  
CONCRETE GRADE 35= MPa

FOUNDATION PADS



PLAN

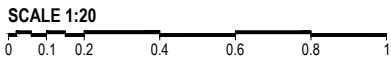


SECTION  
FOOTING DETAILS

<b>(TB)</b> (FOUNDATION ONLY)		<b>(TB1)</b> (RAMP ONLY)	
----------------------------------	--	-----------------------------	--

TIE BEAM DETAIL

STRUCTURAL DETAILS - 1



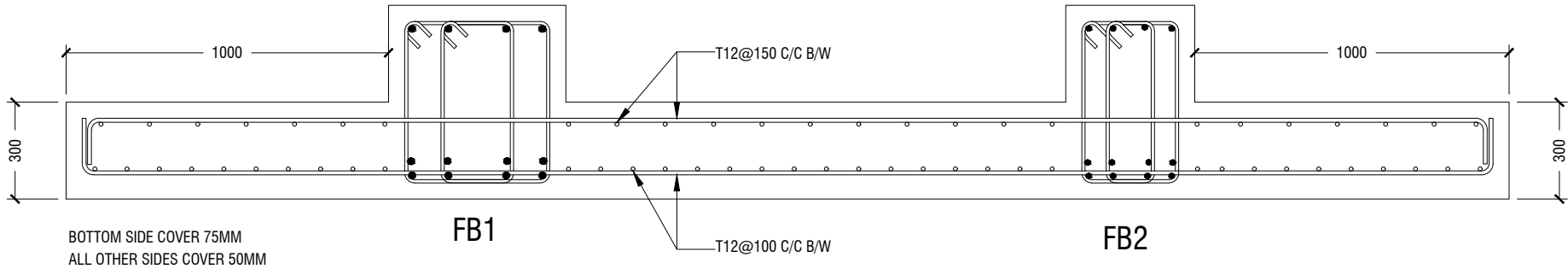
<b>(C1)</b>	
<b>(C2)</b>	
<b>(C3)</b>	
<b>(C4)</b>	
<b>(C5)</b>	
<b>(C6)</b>	
<b>(SC)</b> STIFFENER COLUMN	

COLUMNS DETAIL

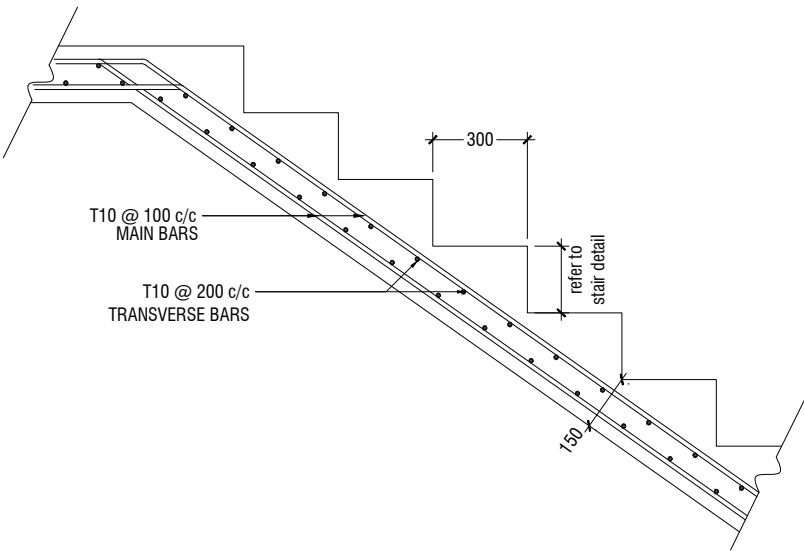
START FROM SECOND FLOOR SLAB ONWARDS

<b>(FB1)</b>		
<b>(FB2)</b>		
<b>(FB3)</b>		

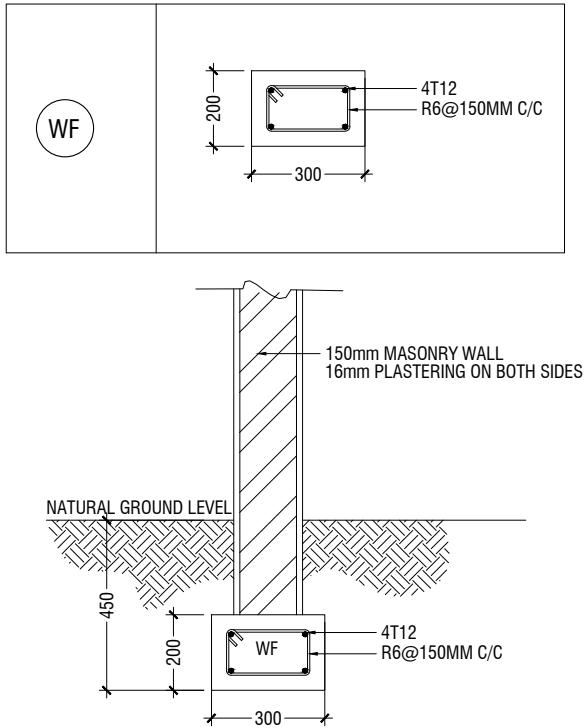
FOUNDATION BEAMS DETAIL



SECTION A-A  
RAFT SECTIONAL DETAIL

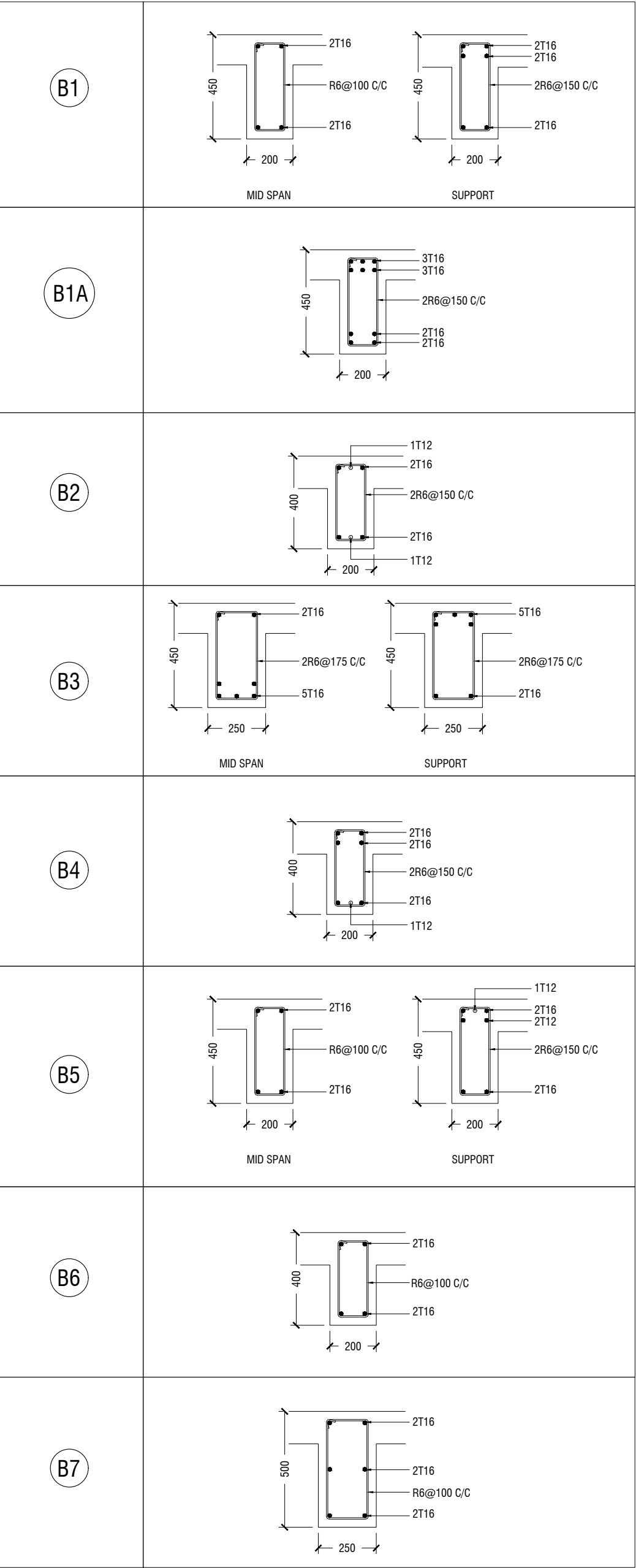


MAIN STAIRCASE REINFORCEMENT DETAIL

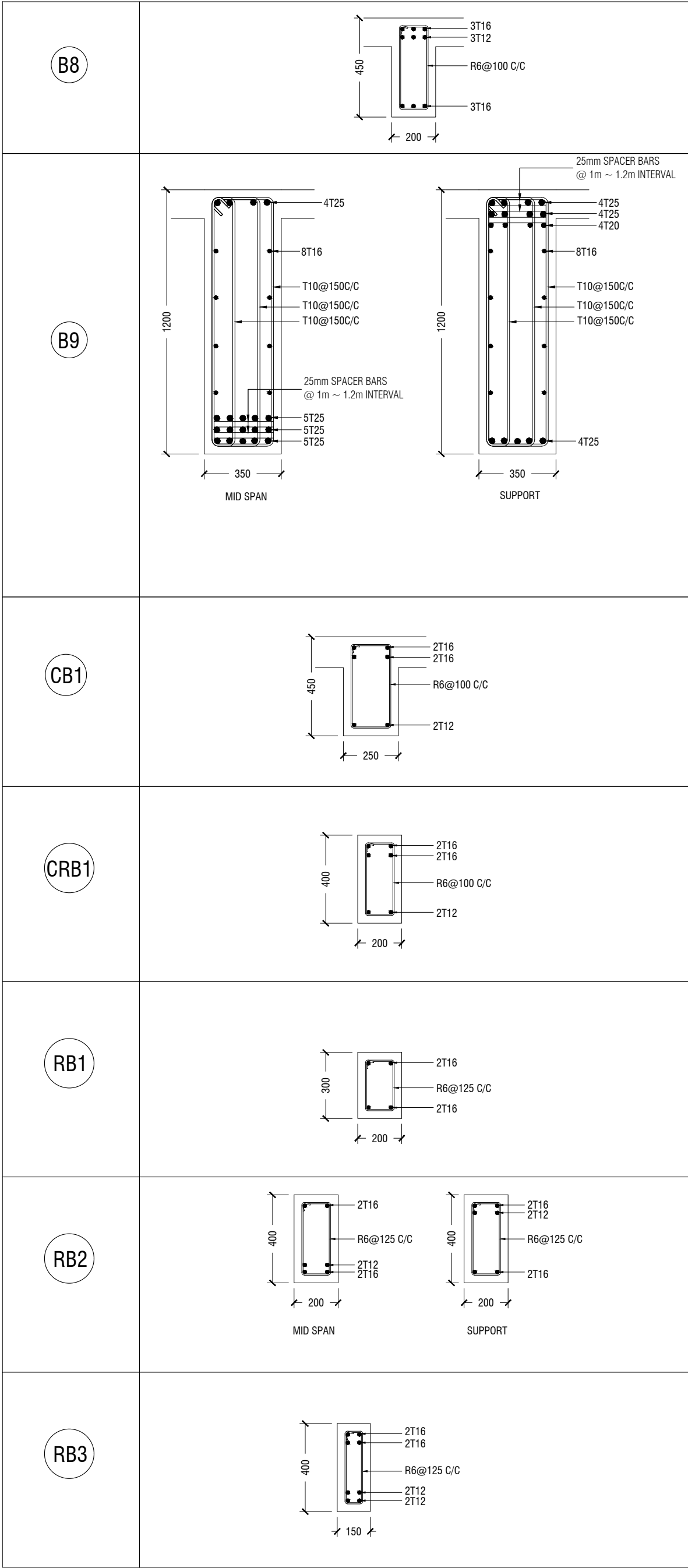



STAGE FRAMING MASONRY WALL DETAILS

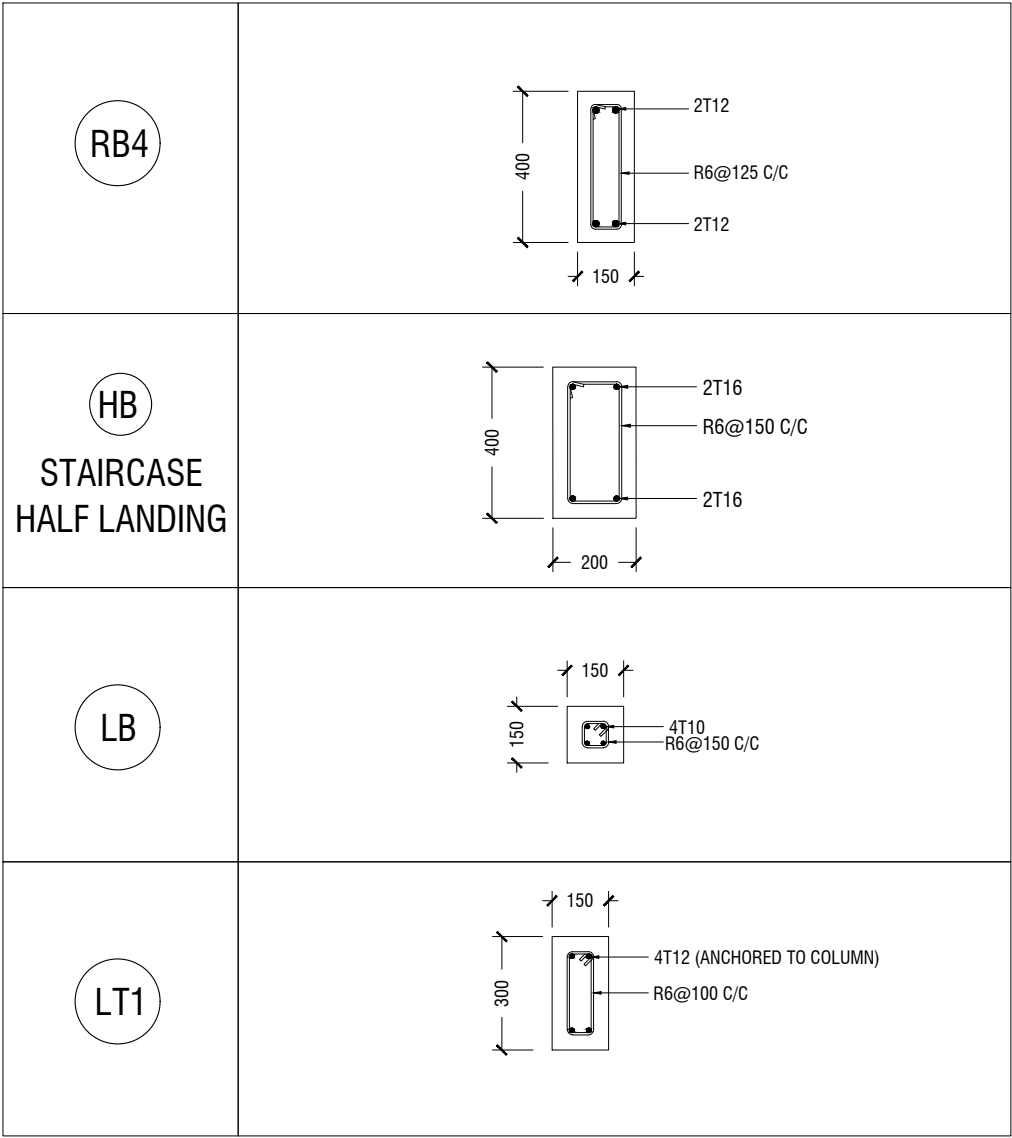
Issue	Date	Description
AMMENDMENTS.		
PHYSICAL FACILITIES DEVELOPMENT SECTION MINISTRY OF EDUCATION, MALE', REPUBLIC OF MALDIVES		
PROJECT <b>HDH. NOLHIVARANFARU SCHOOL MULTIPURPOSE HALL &amp; 8 CLASS ROOM</b>		
PROJECT REFERENCE		
CLIENT :	MINISTRY OF EDUCATION	
ARCHITECT :		
ENGINEER :		
DRAWN :		
CHECKED :		
SCALE :	AS GIVEN	
DATE :	09 August 2023	
DWG NO :	S 18 / 21	



BEAMS DETAIL

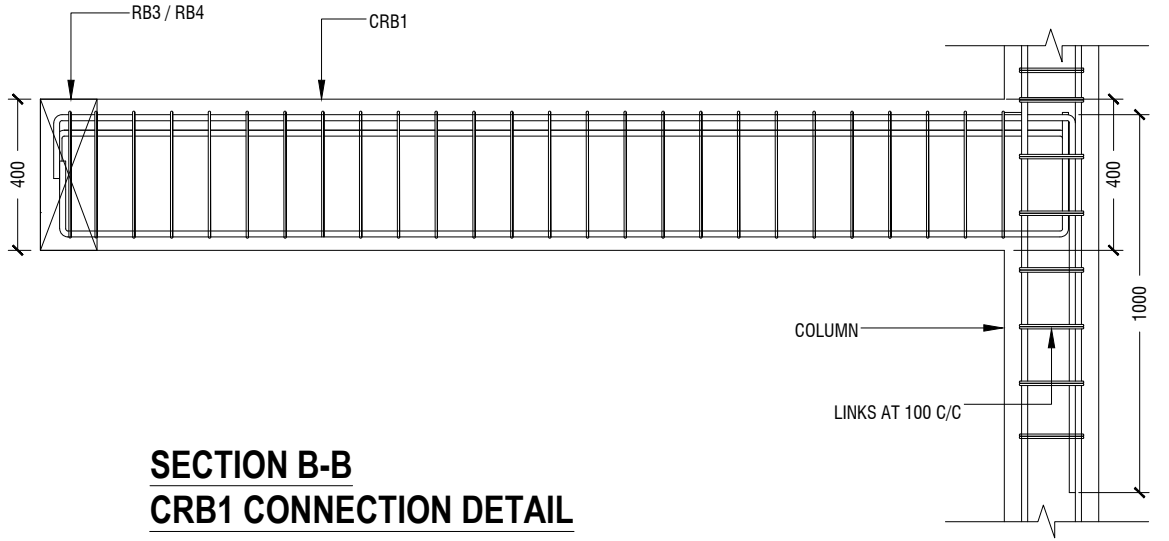


BEAMS DETAIL

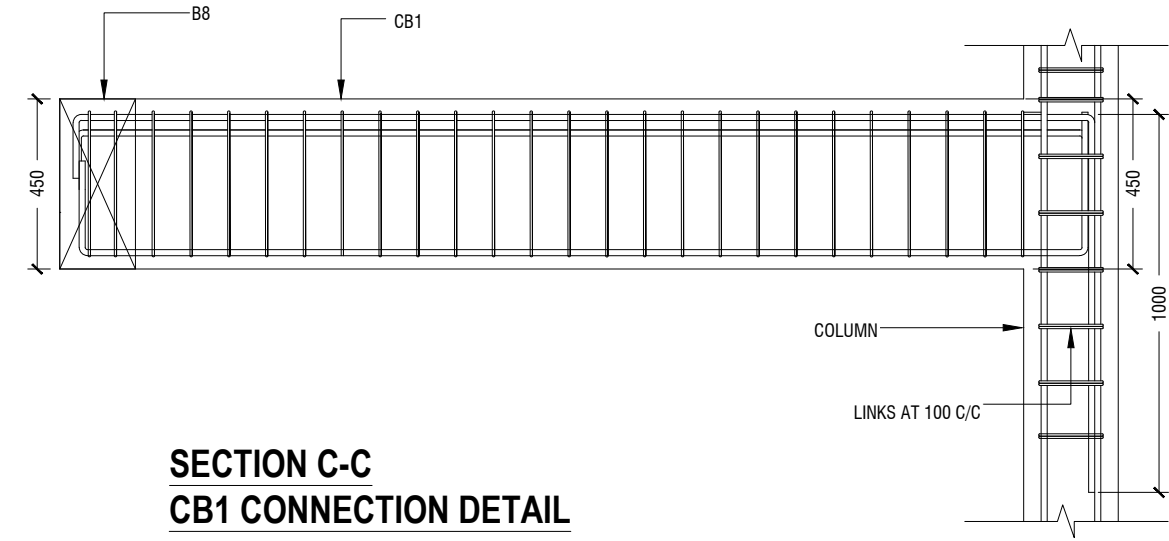


BEAMS DETAIL

LINTELS OVER ALL DOORS, WINDOWS  
(THAT DOES NOT RISE TO ROOF BEAM LEVEL)

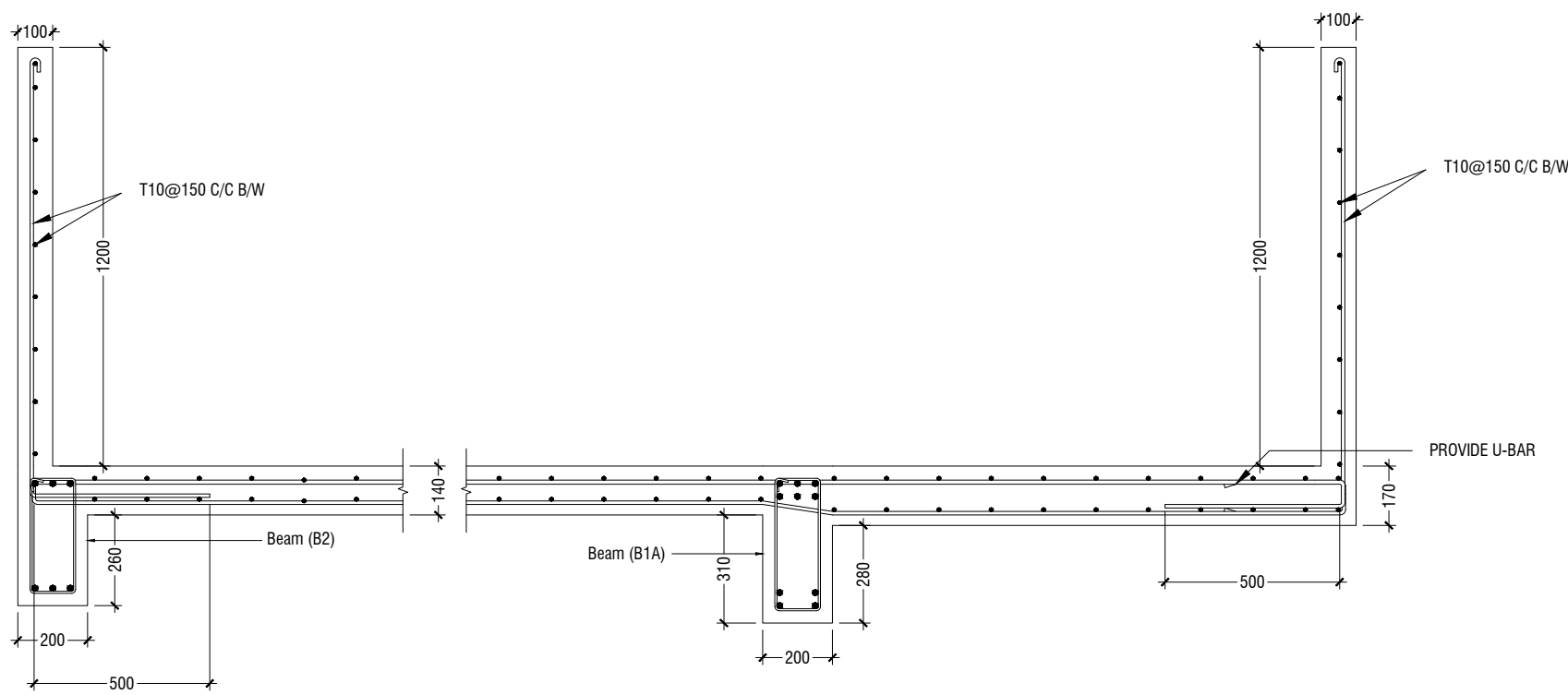


SECTION B-B  
CRB1 CONNECTION DETAIL

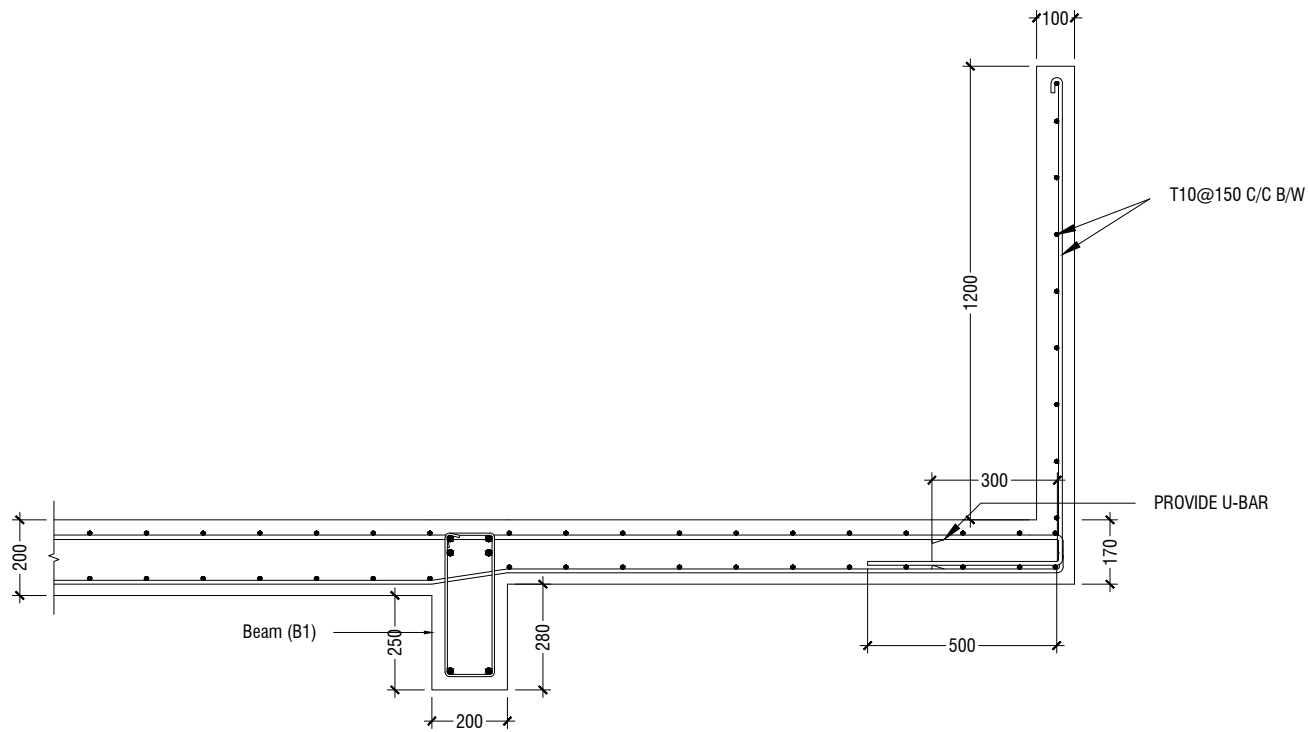


SECTION C-C  
CB1 CONNECTION DETAIL

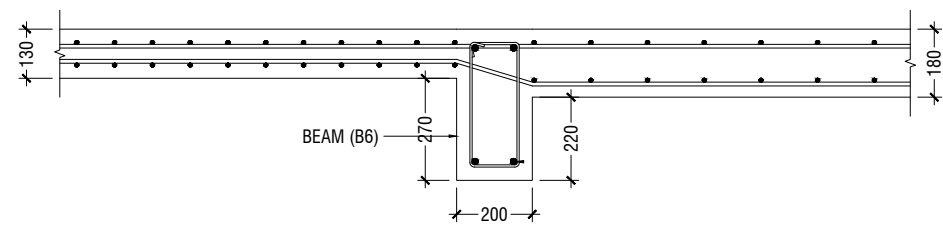
Issue	Date	Description
AMMENDMENTS.		
PHYSICAL FACILITIES DEVELOPMENT SECTION MINISTRY OF EDUCATION, MALE, REPUBLIC OF MALDIVES		
PROJECT HDH. NOLHIVARANFARU SCHOOL MULTIPURPOSE HALL & 8 CLASS ROOM		
PROJECT REFERENCE		
CLIENT : MINISTRY OF EDUCATION		
ARCHITECT :		
ENGINEER :		
DRAWN :		
CHECKED :		
SCALE : AS GIVEN		
DATE : 09 August 2023		
DWG NO : S 19 / 21		



**SECTION D-D**  
**FIRST FLOOR SLAB REINFORCEMENT CONNECTION DETAIL**

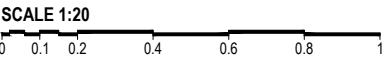


**SECTION E-E**  
**FIRST FLOOR SLAB REINFORCEMENT CONNECTION DETAIL**

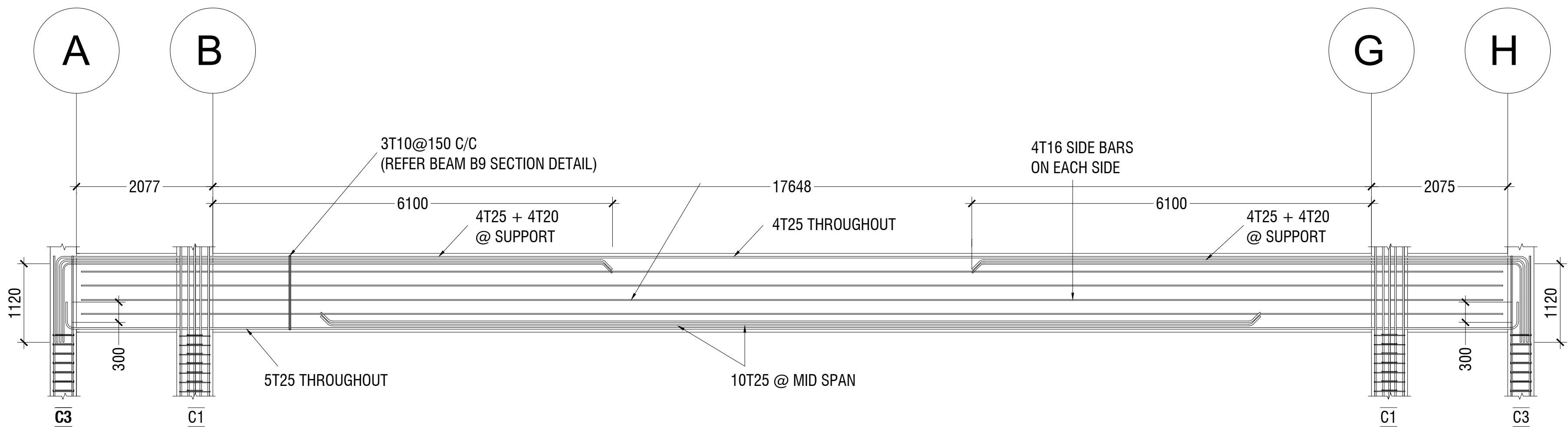


**SECTION F-F**  
**SLAB THICKNESS REDUCTION DETAIL**

**STRUCTURAL DETAILS - 3**



Issue	Date	Description
AMMENDMENTS.		
<p>PHYSICAL FACILITIES DEVELOPMENT SECTION MINISTRY OF EDUCATION, MALE, REPUBLIC OF MALDIVES</p> <p>PROJECT <b>HDH. NOLHIVARANFARU SCHOOL MULTIPURPOSE HALL &amp; 8 CLASS ROOM</b></p>		
PROJECT REFERENCE		
CLIENT : MINISTRY OF EDUCATION		
ARCHITECT :		
ENGINEER :		
DRAWN :		
CHECKED :		
SCALE : AS GIVEN		
DATE : 09 August 2023		
DWG NO : S 20 / 21		



BEAM B9 LONGITUDINAL SECTION DETAIL

Issue	Date	Description
AMMENDMENTS.		
PHYSICAL FACILITIES DEVELOPMENT SECTION MINISTRY OF EDUCATION, MALE, REPUBLIC OF MALDIVES		
PROJECT HDH. NOLHIVARANFARU SCHOOL MULTIPURPOSE HALL & 8 CLASS ROOM		
PROJECT REFERENCE		
CLIENT :	MINISTRY OF EDUCATION	
ARCHITECT :		
ENGINEER :		
DRAWN :		
CHECKED :		
SCALE :	AS GIVEN	
DATE :	09 August 2023	
DWG NO :	S 21 / 21	