



Ministry of Finance

Prosperous Life



# Government Budget



# Contents

<b>HIGHLIGHTS OF BUDGET SPEECH 2022</b>	<b>7</b>
<b>ECONOMIC AND FISCAL OUTLOOK OF MALDIVES</b>	<b>15</b>
<b>ECONOMIC CONDITION AND OUTLOOK</b>	<b>19</b>
1 Global Economic Conditions and Outlook	19
2 Recent Economic Developments of Maldives	22
3 Medium-Term Economic Outlook	31
<b>FISCAL POSITION AND OUTLOOK</b>	<b>35</b>
1 Budget Aim 2022	38
2 Medium Term Fiscal Strategy	39
3 Government Revenue	40
4. Government Budget	56
5 Budget Deficit	79
6 Financing	80
7 Public Debt	83
<b>PUBLIC SECTOR INVESTMENT PROGRAM</b>	<b>88</b>
1 2022 PSIP Aim	88
2 PSIP in 2021	89
3 Approved PSIP 2022	91
<b>MEDIUM-TERM FISCAL RISKS</b>	<b>97</b>
1 Macroeconomic risks	97
2 Revenue Risks	99
3 Expenditure Risks	103
4 Fiscal risks from major projects	109
5 Financial Sector	112

6 Natural Disasters and Emergencies Risk	114
7 SOE Risks	116
8 Public Debt Risk	120
Public Expenditure and Financial Accountability (PEFA) Assessment Report 2020	126
Fiscal Transparency Evaluation	129
Information Box 1: Covid-19 Spending Details	130
Expenditure by AGAs	130
Information Box 2: Tax Expenditure	137
Information Box 3: Tax Incidence - GST	143
Information Box 4: Food subsidies	147
Information Box 5: Rent Analysis	152
Information Box 6: Maximum Retail Prices of Pharmaceutical Drugs	155
Information Box 7: Fiscal Risk from SOE's	157
Information Box 8: Debt sustainability analysis	162
Information Box 9: Development of Islamic finance in the Maldives	166
Information Box 10: Key measures to mitigate the refinancing risk in debt portfolio	168
Information Box 11: Climate Finance	170
Information Box 12: The legal framework for public debt management	172
Information Box 13: Changes to Securities Issuance Mechanism	174
<b>BUDGET APPROVED BY MAJILIS</b>	<b>175</b>
2.1 Approved Budget for 2022	176
<b>BUDGET SUMMARY</b>	<b>178</b>
4.1 Summary of Public Funds	179
4.2 Budget Summary and Financing	180
<b>GOVERNMENT RECEIPTS</b>	<b>182</b>
5.1 Total Revenue and Grants	183
5.2 Government Revenue by Office	190
5.3 Trust Fund Revenue	198
5.4 Grant Revenues by Office	201

5.5 Grant donors	204
5.6 Loan Donor	206
<b>GOVERNMENT EXPENDITURE</b>	<b>207</b>
6.1 Economic Classification of Government Budget	208
6.2 Functional Classification of government expenditure	214
6.3 Government Domestic Expenditure by offices	216
6.4 Total Budget By AGA 2022	229
<b>PROGRAM PERFORMANCE BASED BUDGET</b>	<b>258</b>
7.1 Programme Budget - PRESIDENTS OFFICE	260
7.2 Programme Budget - PEOPLE'S MAJILIS	261
7.3 Programme Budget - DEPARTMENT OF JUDICIAL ADMINISTRATION	262
7.4 Programme Budget - JUDICIAL SERVICE COMMISSION	263
7.5 Programme Budget - ELECTIONS COMMISSION	264
7.6 Programme Budget - CIVIL SERVICE COMMISSION	265
7.7 Programme Budget - HUMAN RIGHTS COMMISSION	266
7.8 Programme Budget - ANTI-CORRUPTION COMMISSION	267
7.9 Programme Budget - AUDITOR GENERALS OFFICE	268
7.10 Programme Budget - PROSECUTOR GENERALS OFFICE	269
7.11 Programme Budget - MALDIVES INLAND REVENUE AUTHORITY	270
7.12 Programme Budget - EMPLOYMENT TRIBUNAL	271
7.13 Programme Budget - MALDIVES MEDIA COUNCIL	272
7.14 Programme Budget - BROADCASTING COMMISSION	273
7.15 Programme Budget - TAX APPEAL TRIBUNAL	274
7.16 Programme Budget - LOCAL GOVERNMENT AUTHORITY	275
7.17 Programme Budget - INFORMATION COMMISSIONERS OFFICE	276
7.18 Programme Budget - NATIONAL INTEGRITY COMMISSION	277
7.19 Programme Budget - FAMILY PROTECTION AUTHORITY	278
7.20 Programme Budget - OFFICE OF OMBUDSPERSONS FOR TRANSITIONAL JUSTICE	279
7.21 Programme Budget - CHILDREN'S OMBUDSPERSON OFFICE	280



---

7.22 Programme Budget - ATTORNEY GENERAL'S OFFICE	281
7.23 Programme Budget - MALDIVES ARBITRATION CENTRE	282
7.24 Programme Budget - MINISTRY OF FINANCE	283
7.25 Programme Budget - SPECIAL BUDGET	284
7.26 Programme Budget - PENSION BUDGET	286
7.27 Programme Budget - MINISTRY OF DEFENCE	287
7.28 Programme Budget - AVIATION SECURITY COMMAND	288
7.29 Programme Budget - MALDIVES NATIONAL DEFENCE FORCE	289
7.30 Programme Budget - MALDIVES IMMIGRATION	290
7.31 Programme Budget - NATIONAL DISASTER MANAGEMENT	291
7.32 Programme Budget - MINISTRY OF HOME AFFAIRS	292
7.33 Programme Budget - MALDIVES POLICE SERVICES	293
7.34 Programme Budget - MALDIVES CORRECTIONAL SERVICES	295
7.35 Programme Budget - MALDIVES CUSTOMS SERVICE	296
7.36 Programme Budget - MINISTRY OF EDUCATION	297
7.36 Programme Budget - MINISTRY OF HIGHER EDUCATION	298
7.38 Programme Budget - MALDIVES ISLAMIC UNIVERSITY	299
7.39 Programme Budget - MALDIVES NATIONAL UNIVERSITY	300
7.40 Programme Budget - MINISTRY OF FOREIGN affairs	301
7.41 Programme Budget - MINISTRY OF HEALTH	302
7.42 Programme Budget - INDHIRA GANDHI HOSPITAL	303
7.43 Programme Budget - HULHUMALE' HOSPITAL	304
7.44 Programme Budget - KULHUDHUFFUSHI REGIONAL HOSPITAL	305
7.45 Programme Budget - UNGOOFAARU REGIONAL HOSPITAL	307
7.46 Programme Budget - GAN REGIONAL HOSPITAL	309
7.47 Programme Budget - ABDUL SAMAD MEMPORIAL HOSPITAL	311
7.48 Programme Budget - ADDU EQUATORIAL HOSPITAL	313
7.49 Programme Budget - MINISTRY OF ECONOMIC DEVELOPMENT	315
7.50 Programme Budget - MINISTRY OF TRANSPORT & CIVIL AVIATION	316
7.51 Programme Budget - MINISTRY OF TOURISM	317
7.52 Programme Budget - MINISTRY OF YOUTH SPORTS AND COMMUNITY EMPOWERMENT	318

7.53 Programme Budget - MINISTRY OF ARTS, CULTURE AND HERITAGE	319
7.54 Programme Budget - MINISTRY OF NATIONAL PLANNING, HOUSING AND INFRASTRUCTURE	320
7.55 Programme Budget - MINISTRY OF FISHERIES, MARINE RESOURCES AND AGRICULTURE	322
7.56 Programme Budget - MINISTRY OF ISLAMIC AFFAIRS	323
7.57 Programme Budget - MINISTRY OF ENVIRONMENT, CLIMATE CHANGE AND TECHNOLOGY	324
7.58 Programme Budget - MINISTRY OF GENDER, FAMILY AND SOCIAL SERVICES	326
7.59 Programme Budget - NATIONAL SOCIAL PROTECTION AGENCY	327

### **Public Sector Investment Program<sup>328</sup>**

8.1 Public Sector Investment Program by Function	329
8.2 Public Sector Investment Program - Domestic Budget	331
8.3 Public Sector Investment Program - Loan Disbursements	393
8.4 Public Sector Investment Program - Grants	398
8.5 Public Sector Investment Program - Trust Fund	400
8.6 Public Sector Investment Program By Island	410

### **Other Projects 482**

9.1 Other Projects - Domestic Budget	483
9.2 Other Projects - Grants	487
9.3 Other Projects - Loans	493

### **Other Information 494**

10.1 Details of Ministry of Finance Special Budget	495
10.2 Details of Ministry of Finance Pension Budget	500
10.3 Details of New Policy Initiatives	502
10.4 Details of Employee Enrolments	507
10.5 Details of Government Share in SOEs	509

---

# Highlights of Budget Speech 2022

On 31<sup>st</sup> October 2021 Minister of Finance Ibrahim Ameer delivered the 2022 Budget Speech to the People's Majlis, upon the submission of the proposed Government Budget for 2022-2024. Following are the major highlights of the Speech.

## Budget Objective

- The current administration came to office with promises to provide solutions to longstanding issues facing the country. We brought a vision to provide basis infrastructure and to bring revolutionary changes to the economic and social system. The 2020 Budget was a budgeted that provide a lot of hope to the people.
- 2020 began with alarm bells, of the emergence of a deadly virus. With the scenes that were unfolding in countries across the world, what was evident was that to protect the lives of our citizens and to contain the spread of the virus, we had to put our plans for 2020 on hold. We knew that we had to reprioritize the budget and mobilize resources to fight the deadly Covid-19 pandemic.
- The 2021 Budget was formulated in the midst of a deep economic crisis, the likes of which we have not experienced in modern times. In 2020 the economy contracted by 33.5% and over the two years since the onset of the crisis we have lost MVR 36 billion in revenue to the government.
- That day we were faced with two choices on the path towards restoring and rebuilding our economy. One was to respond to the deep slide in revenue with a corresponding cut in government expenditure. Taking this choice would have condemned the economy to an even deeper recession, to further dislocation in the labor market and to loss of earnings and livelihoods for families. The other choice was to bridge the gap created by the fall in revenue by borrowing, thus ensuring that the government was able to carry out its functions and was able to support the economy and provide the social safety nets for citizens at their time of need.
- The choice was always clear for us. We had to ensure that the government kept running, in spite of the additional debt burden we had to take, to alleviate the pains of the deep economic crisis for our citizens. We did so through discounts on utility bills for households, through income support allowance to protect the employment and earnings of our workers and through a moratorium on debt repayment. We provided hundreds of millions as working capital loans to businesses with the conditions of retaining Maldivian workers. We deferred the payment of lease rent for the resorts that laid empty. When we had to cut expenditure we did so without affecting the employment and salaries of civil servants. We cut capital expenditures, without halting ongoing projects, on which the health of the domestic construction depends so much on.
- We made a measured choice to reopen our borders on 15<sup>th</sup> July 2020, with the proper safety protocols, while most countries across the world had their borders closed. This was the key decision that spurred the revival and the recovery of the Maldivian economy.
- Today as I stand here to deliver this budget, we see the positive results of the choices that we made then. Two days ago we reached our target for 1 million tourist arrivals for the year 2021, two months in advance. On the same day Fitch

Ratings upgraded the credit rating for Maldives from CCC to B-, with a stable outlook. By the end of 2021, Maldives is projected to be among the top five fastest growing economies in the world.

- The resilience of our citizens in the face of the hardships of this pandemic, along with the proactive measures taken by the government to overcome the pandemic was the key towards the swift bounce back of the Maldivian economy.
- The 2022 budget that I submit today takes inspiration from the resilience show by the Maldivian people and businesses in the face of Covid-19, to deliver on the promises of the government to provide a “prosperous life” for the people of Maldives.

## Economic outlook

- Maldives economy is expected to grow by 31.6% in 2021 and by 12.0% in 2022.
- So far in 2021, 1 million tourists have arrived in Maldives and we expect this number to reach 1.2 million by the end of the year.
- 2022 is the year we mark 50 years since the establishment of the tourism industry in Maldives. The increased tourism promotion relating to the golden jubilee year, along with the recovery in the global travel industry and the readiness of tourism operators for the new normal, has renewed our hope to reach pre-Covid arrivals in 2022. Currently we forecast 1.5 to 1.8 million tourist arrivals in 2022.
- Covid-19 pandemic and the ensuing supply chain disruptions have affected the construction sector growth. The sector is expected to face consecutive years of contraction in 2020 and 2021. Over the medium term the construction sector is expected to recover, as the global supply chain bottlenecks ease and the major infrastructure investments of the government gathers pace.
- Although Covid-19 caused major disruptions to the labor market, the positive news is that during some months of the year employees registered at the Maldives Pension Office exceeded the 2019 numbers. With the economic growth projected for 2022, employment is expected to return to pre-Covid levels next year.
- The fiscal expansion we undertook in 2020, led to concerns for the risk of fueling inflation. We took a measured approach, weighing the risks and the benefits along the way. Maldives Monetary Authority estimates that the average inflation rate in 2021 will be 0.7%. In 2022 inflation rate will rise to 1.1%, and will be largely contained. However, we should acknowledge that the fast pace of the global recovery has strained the global supply chain, elevating the risk of inflation in the short term.
- In 2020 as imports declined and through the proactive measures taken to reinforce foreign exchange reserves, the Gross International Reserves (GIR) hit an all-time high. However as the economy has reopened and imports have increased GIR is expected to decline to USD 672 million by the end of 2021 and stabilize at around this level in 2022 as well.



---

## 2021 Budget

- In 2021 government budget (expenditure + debt amortization) will be at MVR 37.2 billion. The budget is expected to exceed the amount approved for the year, primarily due to the additional spending on debt amortization this year due to the settlement of a majority of the principal due on the USD 250 million "Sunnyside" sovereign bond, which was scheduled to come due in 2022. The principal was repaid through a sukuk issuance and liability management exercise conducted during the year. The exercise helped to bolster the secondary market price for the bond and reduce the yield on the bond.
- Due to the additional debt required to finance the budget in 2020 and 2021, the total value of public and publicly guaranteed debt is expected to increase to MVR 94 billion by the end of 2021. This is 122 percent of GDP.

## Medium-term Fiscal Strategy

- To enhance fiscal sustainability in the medium term and reduce debt to GDP ratio, in the Medium term Fiscal Strategy submitted to the People's Majlis we have set three fiscal and public debt targets:
  1. To bring down the direct public debt to GDP ratio to 105% by 2023
  2. To bring down the fiscal deficit to GDP ratio to 5% by 2023
  3. To maintain a reducing path for fiscal deficit and debt over the medium term.
- With the proposed Budget for 2022 we will reduce the direct public debt to GDP ratio to 104% by 2022 and to 101% by 2023.
- I believe it is imperative to manage debt and enhance fiscal sustainability to build resilience for a potential future economic or fiscal crisis.

## 2022 Budget

- The proposed budget (expenditure + debt amortization) for 2022 is MVR 36.9 billion. Of this MVR 34.0 billion is expenditure and MVR 2.9 billion is debt amortization.
- With the proposed budget for 2022, more than 90% of projects and programs pledged by the current administration will be budgeted. Of this 671 projects has already been completed while 497 are ongoing.

## Health sector

- The health sector in total has been allocated MVR 4.6 billion in the 2022 budget.
- 2022 budget will include allocations to continue the efforts towards containing the Covid-19 pandemic. This includes budget for vaccinating children, if it is to be authorized, the operation of Covid-19 facilities across the country and enhancing the quality of services at the facilities.

- In the health sector the primary goal of this administration is for equitable access to quality health services across the country. The main project under this initiative is to build 5 tertiary hospitals across five regions of the country: to expand the infrastructure, equipment and quality of services provided at these hospitals.
- The 2022 budget will include the upgrading of hospitals and health centers in 60 islands. The budget will also include allocations for the establishment of a cancer hospital at Laamu Gan. Allocations has also been made for expanding the primary health care system, establishment of regional mental health program in the Atolls and expansion of emergency medical services.
- The 2022 budget has incorporated plans to increase the human resources capacity of the health sector. The budget includes allocations to hire 160 new doctors and 200 nurses.

### Social protection

- 2022 budget has allocated MVR 3.1 billion for social protection.
- Ensuring access to health services for all citizens under the Aasandha health insurance scheme is one of the bedrocks of the Maldives social protection system. The 2022 budget has allocated MVR 731 million to the scheme.
- It has to be acknowledge that the Aasandha scheme in its current form has bad incentives which leads to wastage of public resources. This is most pressing in the area of coverage for pharmaceuticals under Aasandha. The government plans to implement maximum retails prices for pharmaceuticals in 2022, which would close the avenue for pharmaceutical retailers to pass off exorbitant profits to the scheme.
- MVR 363 million has been budgeted for direct benefits provided by the state, including single parent allowance, allowance paid for people with special needs and other welfare payments. In addition to this the budget includes subsidies paid for food, fuel, electricity and transport.

### Social sector

- When this administration came to office the social sector was highly neglected with many unresolved issues and lack of investment in resources and infrastructure. The budget allocated for the Ministry of Gender, Family and Social Services in 2022 will be double the amount allocated in 2018.
- The 2022 budget will give importance to combat drug trafficking and to rehabilitate drug addicts and help them become productive members of the society. The budget will include a new project to establish a Regional Drug Rehabilitation Center in Seenu Hithadhoo and work will progress on the establishment of the National Drug Agency Wellness Center in Hulhumale’.

---

## Education Sector

- MVR 4.1 billion has been allocated for education and higher education sector in the 2022 budget.
- The budget will allocate funds to alleviate the resource constraints faced by the sector. The 2022 budget has plans to implement 177 projects in the education sector across 141 islands.
- To address the shortage of teachers the 2022 budget includes allocations to hire 400 additional teachers.
- In addition to this, next year the government plans to reform and reintroduce the free breakfast program for school children.
- The 2022 proposed budget will allocate 949 million for higher education, the highest ever single year allocation for the sector.
- So far 12,000 students has benefited from the Free First Degree program initiated by this administration.
- A total of MVR 600 million has been allocated for the Free First Degree program, higher education loan schemes and scholarships.

## Housing

- Addressing the housing shortage and enhancing the affordability of housing is a prime objective of this administration.
- The 2022 budget includes allocations for the equity contributions on the 4,000 housing units being developed by Fahi Dhirulhun Corporation in Greater Male' region. MVR 1.5 billion has been allocated over the next three years to develop housing in the Atolls.

## Economy

- To diversify economic activities and built a resilient economy, the budget will support further investments in fisheries and agriculture. The government is investing in developing contract farming through the Agronat Corporation and developing fisheries infrastructure to enhance value addition.
- Additionally the investment in a new international commercial port in Gulhifalhu and the connection of Greater Male' region through a network of bridges will reduce the cost of importing, transporting and storing goods in the country.
- Work will also progress on the development of Velana International Airport. Furthermore the budget includes allocation for the upgrading of Gan International Airport and Hanimaadhoo International Airport, and develop further domestic airports across the country.

### Transport sector

- Connectivity is essential for an archipelago like the Maldives to move people and goods across the country. In 2022 the first phase of the high speed public ferry system will come online in the northern atolls of Maldives.
- The 2022 budget also includes investments in transport infrastructure, including 132 harbor upgrading projects and 52 roads development projects.

### Water and sanitation sector

- A key pledge of this administration is to establish water and sanitation facilities in all the island of Maldives. In 2022, work will commence on all remaining islands, without access to water and sanitation facilities.
- In the 2022 budget MVR 954 million has been allocated for water and sanitation projects.

### Environment sector

- The government is investing in renewable energy across the country, through The World Bank and The Asian Development Bank funding. As a major source of leakage of foreign exchange is for importing fossil fuels required for the production of energy, the switch to renewable energy can also alleviate some of the foreign exchange pressures faced by the economy, in addition to the environmental benefits.
- The 2022 budget has made an allocation of MVR 359 million for waste management projects across the country. This includes the investments being made in Thilafushi to solve the long standing issues relating to waste management in the Greater Male' region.

### Decentralization

- Under the 2019 amendment to the Decentralization Act, 5% of the approved revenue and 40% of revenue earned from land and lagoons lease outside the jurisdiction of the councils should be allocated as block grants to the councils.
- As revenue is projected to increase in 2022, the block grants allocation to councils are expected to increase to MVR 1.5 billion. Furthermore revenue from services provided by councils and lease rent on land and lagoons under the jurisdiction of the councils is now be allocated directly to the councils.



---

### **Minimum wage and pay harmonization**

- The minimum wage will come into effect in 2022. Allocations for the additional budget space required to implement minimum wage for the government employees has been incorporated into the budget.
- Furthermore to remove wage disparities among government employees at the same level or performing similar tasks, the government plans to commence implementation on a new pay framework, which will harmonize pay. Pay harmonization will be initiated in the education sector.
- MVR 500 million has been allocated in the 2022 budget for minimum wage and pay harmonization.

### **Other sectors**

- The 2022 budget will include allocations for the building of 26 mosques across the country.
- Allocations has also been made to enhance capital and human resource capacity of the judicial system. MVR 658 million has been budgeted for the justice sector.
- To improve the condition of prisons, allocations has been made to expand health facilities, to improve psychological services and to increase staffing.
- For national security and public safety 2022 budget has allocated MVR 3.3 billion for the police and military.

### **2022 Revenue**

- Government revenue is expected to recover in line with the projected economic recovery. Total revenue and grants forecasted for 2022 is MVR 24.3 billion. This is an increase of 23% compared to the revised estimates for 2021.
- In 2022 MVR 15.4 billion is expected to be received as tax revenue, MVR 6.4 billion is expected to be received as non-tax revenue and MVR 2.9 billion is expected to be received as grants.
- New Revenue Measures proposed in the 2022 budget include the introduction of a tax on plastic bags, acquisition fee on leasing of new islands for resort development, expansion of real estate tourism, and proceed from sale of portions of reclaimed land. Most of these policies are those that were included in the 2021 budget, whose implementation has been delayed for a variety of reasons.

## 2022 Deficit and financing

- The proposed budget for 2022 is expected to be a deficit budget of MVR 9.7 billion, which is 11.1% of GDP.
- The financing need for 2022 is MVR 13.4 billion. This includes 9.7 billion required for deficit financing, 2.9 billion required for debt repayment, 769.2 million as transfers to Sovereign Development Fund and MVR 35.7 million required as other financing.
- From the financing required, MVR 7.5 billion is proposed to be raised through external source and MVR 5.9 billion is proposed to be raised through domestic sources. The proposed external financing include USD 200 million to be issued through the sale of a treasury security issued in the international financial market, USD 50 million to be issued through an innovative (green, blue, social impact) instrument, and USD 50 million to be raised through a budget support loan.
- MVR 2.9 billion is projected to be disbursed as project loans in 2022. Disbursements are expected to increase as the implementation of the loan funded infrastructure projects are expected to gather pace in 2022. This includes disbursements on projects funded under the USD 800 million Line of Credit facility from EXIM India, disbursements on Velana International Airport upgrading project, as well as disbursements on USD 400 million EXIM India funded Greater Male' Connectivity project.

## Program budget

- The proposed budget for 2022 was formulated as a program budget, whereby a program structure was formulated for each AGA and budget resources were allocated by programs and sub-programs.. This is the first phase of the exercise, and in the next phase we will continue the exercise to further develop meaningful outcome and output indicators for each of the program that has been set. Performance indicators will enable the Government to prioritize its resources among competing priorities, assess if the Government is able to achieve the desired outcomes, and identify necessary improvements in Government programs and services and resource allocations.



## **Economic and Fiscal Outlook of Maldives**

# Economic Condition and Outlook

The main objective for the fiscal policy formulation is the economic condition of the country and future expectation of the economy. Expectations for future revenues and expenditures are based on the current year and projections of key economic indicators of the country in the medium-term. During economic recessions, automatic stabilizers or discretionary policy measures are used to improve social wellbeing and standard of living. The year 2020 was indeed a bleak year for both the Maldivian and the global economy as the covid-19 pandemic wept across the globe. Economic and financial activities dropped to unprecedented levels and this had an impact on economies across the globe. As such, the current economic conditions and medium-term economic outlook play an important role in formulating the fiscal policy direction.

Maldivian economy is a highly open, relatively small economy. Therefore, any shock to the global economy significantly affects the Maldivian economy. In particular, shocks to global economy impacts tourism sector, which is the single largest contributor to GDP of the Maldives. For this reason, it is important to take into account global economic developments in formulating fiscal and economic policies of the Maldives. The first part of this section looks at the global economic developments. The second part looks into current economic condition of the Maldivian economy and medium-term outlook.

## 1 Global Economic Conditions and Outlook

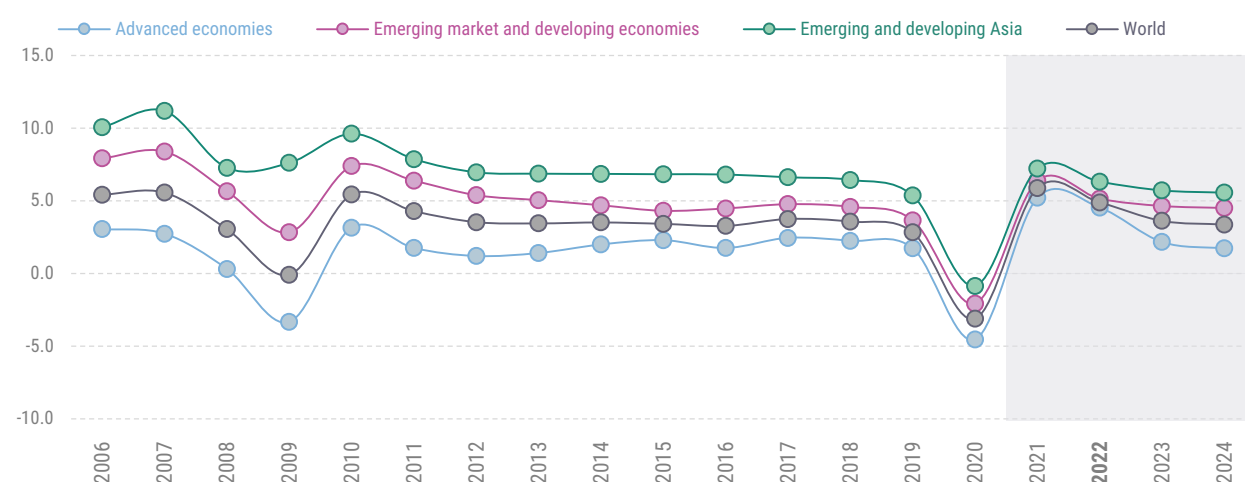
### 1.1 Economic Growth

The economic recession of 2020 as a result of preventive measures of Covid-19 pandemic such as border closures and lockdowns is the most severe global economic recession since the Second World War. Unlike other recessions in the recent past, the 2020 global recession severely affected almost all economies of the world. As seen from Chart 1, the economic growth of advanced economies declined by 4.5 percent in 2020 while economic growth of developing nations declined by 2.1 percent. Similarly, Asian economies which normally grow at a relatively higher rate, also registered a decline of 0.8 percent in 2020. The impact of Covid-19 pandemic was felt more by advanced economies as the economic dependency on service sector is higher in advanced economies. Preventive measures of Covid-19 such as lockdowns affected the service sector the most.

Availability of Covid-19 vaccine in the beginning of 2021 and the implementation of wide-spread vaccination programs in different countries reduced the spread of the virus and enabled countries to lift strict preventive measures of Covid-19. Hence, several economies began to recover during the year 2021. This recovery is reflected in the International Monetary Fund's (IMF) global economic growth forecast of 5.9 percent for the year 2021. However, economies will face challenges in reaching pre-pandemic economic levels. Most prominent challenge is the difference in access to vaccines between advanced economies and developing economies. The vaccination rate of developing countries is lower compared to advanced economies. As of



**Chart 1: World Economic growth, Percentage Change**



Source: International Monetary Fund (IMF)

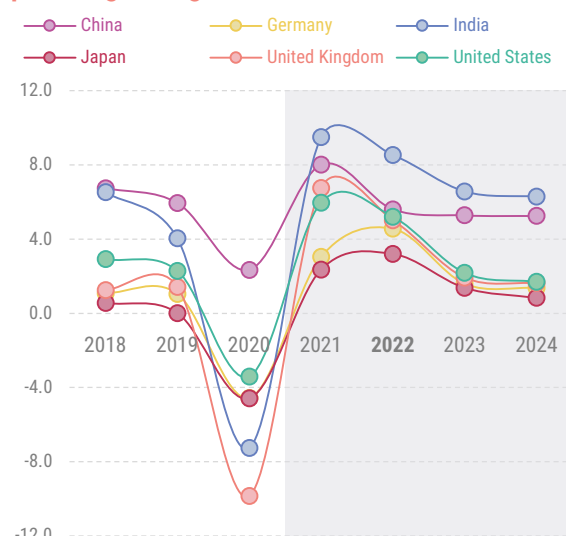
September 2021, data from “Our World in Data” shows that, 58 percent of eligible population in advanced nations have been vaccinated compared to 36 percent in developing nations. Furthermore, vaccination rate of least developed countries was even lower at 5 percent. While developed economies have started to recover, least developed countries may not be able to start recovering from the recession. Even though, economic growth rates of developed economies are forecasted to be relatively higher than advanced economies, IMF estimates that least developed economies will take longer to reach pre-pandemic levels. Hence, the economic divide among advanced economies and least developed economies are likely to become wider in the future.

Looking into the economies of the largest tourist source markets to the Maldives, India and United Kingdom are amongst the countries that experienced the most severe economic recession in 2020. In contrast, China, which was among the first countries that faced economic downturn due to Covid-19, recovered quickly after the initial slowdown in the beginning of the year and the Chinese economy stayed at the same level as 2019 in the year 2020. The quick recovery of the Chinese economy can be attributed to the rapid preventive measures taken against Covid-19 such as nationwide lockdowns and border closure. These preventive measures assisted in quickly controlling spreading of the virus within the

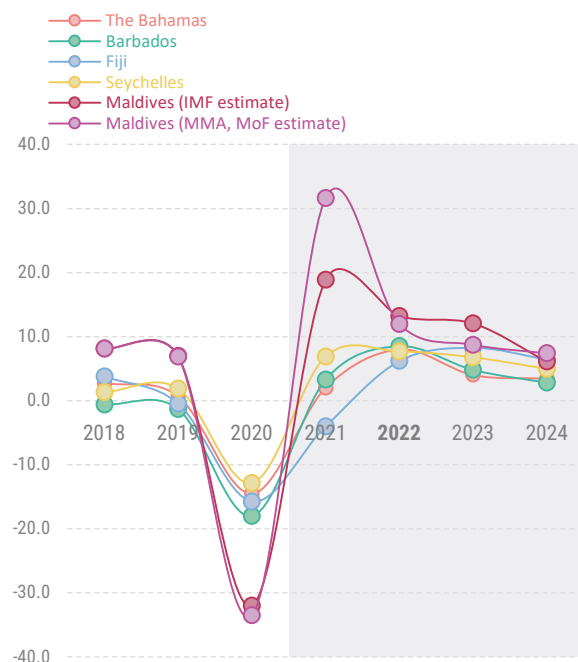
country and enabled them to start economic activity within the country. According to IMF, large economies of the world will be recovering from 2021 onwards and in particular, the highest economic growth will be registered by China and India in the medium-term.

The economic growth of Small Island Developing States (SIDS) also slowed down in 2020 owing to the disruptions to the tourism sector as a result of Covid-19 pandemic. As such, the Maldives faced the most severe economic downturn among SIDS. However, forecasts from IMF,

**Chart 2: Economic growth rate of large economies, percentage change**



Source: International Monetary Fund (IMF)

**Chart 3: Economic growth rate of SIDS, percentage change**

Source: International Monetary Fund (IMF)

Maldives Monetary Fund and Ministry of Finance show that economic growth of the Maldives in 2021 will be higher compared to other SIDS. It is estimated that the economic growth of SIDS will reach pre-pandemic levels in the medium-term.

## 1.2 Global Prices

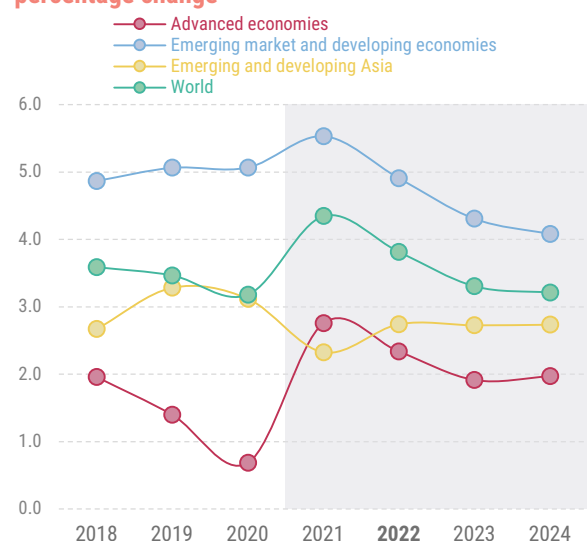
As a consequence of economic downturn of Covid-19 pandemic, household savings increased and dampened consumer demand in 2020. Chart 4 shows that after an average annual growth of 3.5 percent in 2018 and 2019, global prices declined by 3.2 percent in 2020. The decline in prices were largely felt by the economies that experienced the largest economic downturn.

According to IMF, global prices growth will be higher in 2021 compared to pre-pandemic levels as economies start to recover. Thus, IMF forecasts that global price level will increase by 4.3 percent in 2021, despite the decline in price levels in some of the developing economies in Asia. One of the main contributing factor to the higher price levels in 2021 is the slower recovery

on the supply side compared to the demand side. As economies start to recover from the economic downturn, the consumer demand is increasing but production has not reached pre-pandemic levels. The slow supply side recovery can be attributed to the disruptions in transport network and slow recovery of labour market.

The search and matching frictions in labour market slows down the recovery of labour markets. In addition, supply chain disruptions such slower development of ports and disruptions to sea transport which caused delays in transporting goods are other factors that contributes to slower recovery of production.

According to IMF, the product categories which will experience higher prices in 2021 compared to the year before are, food, metal, fuel and energy. Chart 5 shows that the largest contributor to higher price levels will be fuel and energy prices. The decline in demand for energy and fuel resulting from the economic slowdown, caused the fuel prices to decline by 29.9 percent in 2020. In contrast, the prices for fuel and energy is forecasted to increase by 81.6 percent in 2021. Nevertheless, the prices are estimated to decline in the medium term when supply chain disruptions are resolved.

**Chart 4: Global Inflation (Consumer Price Index), percentage change**

Source: International Monetary Fund (IMF)

## 2 Recent Economic Developments of Maldives

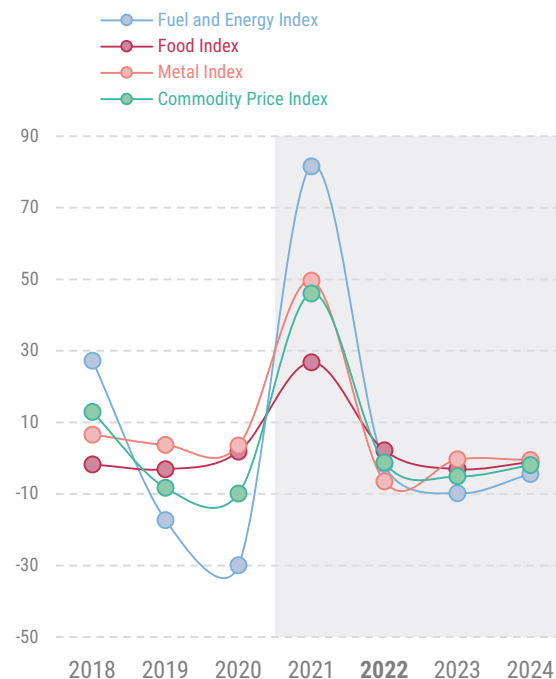
### 2.1 Domestic Economic Growth

Real gross domestic product (GDP) is the most prominent measure of a country's productivity. The real GDP figure is obtained on a quarterly basis every year.

In this regard, during the first quarter of 2021 GDP had declined by 10.1 percent compared to the same period in 2020. GDP declined for 4 consecutive quarters due to the covid-19 pandemic, and showed a promising increase of 75.3 percent during the second quarter of 2021. The significant increase in the GDP is the result of the increase in the number of tourist arrivals compared to second quarter of 2020. Maldives had to close its borders during the second quarter of 2020 which caused the tourism sector to completely stop operations. The tourism sector contributed to 34.8 percent of the overall GDP growth of 75.3 percent in second quarter of 2021.

As illustrated in the chart 6, the growth of the Maldivian economy has been steady and stable since 2010, averaging at 6.5 percent growth until 2019. However, in 2020 growth of the Maldivian economy declined by 33.5

Chart 5: Global Prices (Commodity Price Index), percentage change

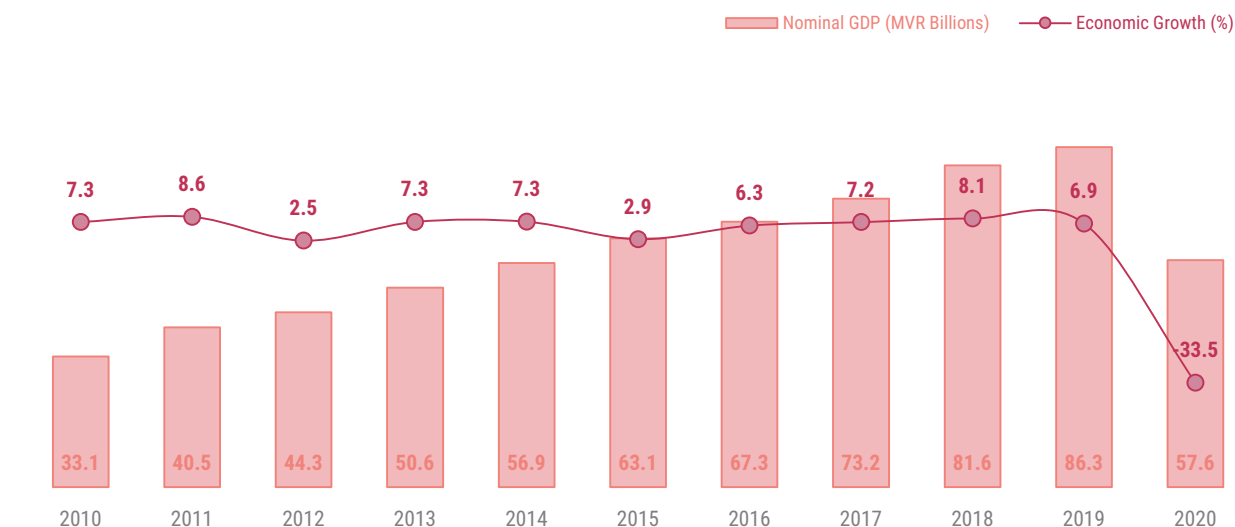


Source: International Monetary Fund (IMF)

percent which is the lowest growth rate Maldives has faced in the past decades.

Due to the widespread of the Covid-19 virus all over the world during 2020, the world economy had faced various challenges. In order to battle the virus, many countries

Chart 6: Economic Growth of Maldives



Source: Maldives Bureau of Statistics

had to close their borders which caused various disruptions in travelling and transport around the world. Maldives had to close its borders as the first case of Covid-19 was discovered during March 2020. In order to control the spread of the virus within the country, Maldives closed its borders from 27th of March to 15th July 2020.

During the same year, Greater Male' area went into a complete lockdown on 15th of April. As the tourism sector which is the largest contributor to the Maldivian economy came to a standstill due to the closure of border, the economy experienced an unprecedented decline in growth. Further, disruptions in tourism operations had negatively affected business operations of tourism related industries such as transport sector and wholesale and retail sector. Furthermore, as the Greater Male' area was under a complete lockdown, wholesale and retail businesses sector as well as the construction sector faced a substantial decline parallel to the tourism industry.

## 2.2 Tourism

Tourism sector directly constitutes about a quarter of the Maldivian GDP. Its indirect share of the GDP is likely to be even larger. The reason for this is that most of the other prominent industries in the Maldives is complimentary to the tourism sector. This includes transport, telecommunication and wholesale and retail trade sectors. Tourism sector is the single largest source of foreign currency receipts and the source of employment to a significant portion of the labour force. As a result, any impact on tourism sector affects several aspects of Maldivian economy. The most important indicators to assess the performance of this sector are the number of tourist arrivals, the number of tourist bednights or their duration of stay and the expenditure on tourism services by tourists.

Due to the Covid-19 pandemic Maldives had to close its borders for 3 consecutive months which caused the tourist arrival rates to decline considerably. Tourist

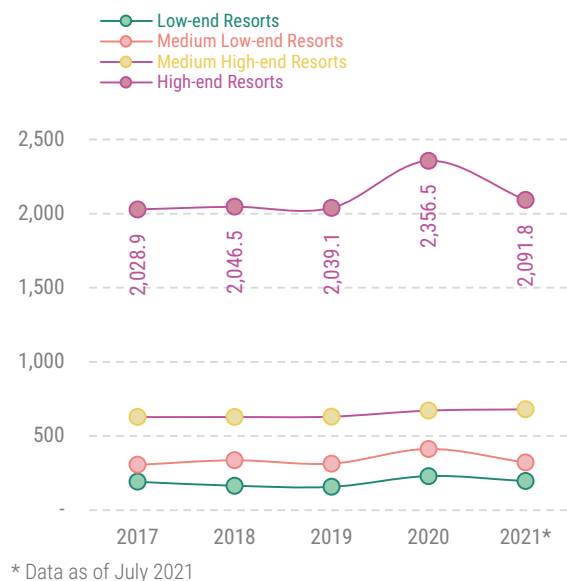
arrival rates crossed over 1.7 million in 2019 while in 2020, 555,494 tourists visited Maldives which is almost similar to the number of tourists that visited Maldives in 2003.

The number of tourists visiting Maldives showed a significant increase during the end of 2020 as vaccines became available at the end of 2020. During the first 3 months of 2021, the end of year trend for 2020 continued. However, tourist arrivals started to decline during the month of April partly due to the beginning of the off-season and due to the surge in Covid-19 cases in the largest source market - India. Furthermore, on 13th May 2021, Maldives temporarily halted providing on arrival visa for tourists visiting from South Asian countries. The increase in the number of covid-19 cases in the Greater Male' region as well as in other islands, was also a contributing factor towards the decline of tourist arrivals during the 2nd quarter of 2020. As Maldives was going through a new wave of covid-19, some of the European countries listed Maldives as a country which is not safe to travel. These factors contributed to the decline of tourist arrivals during May and June 2021. The month of June registered the lowest number of tourist arrivals with 56,166 tourist arrivals which is only half of the number of tourists who visited Maldives in June 2019.

After the decline of tourist arrivals in June 2021, the tourist arrivals started to slowly increase in the month of July as Maldives was able to control the third wave of covid-19. Vaccination program was carried out at a fast pace where more than 90 percent of staff working in the resorts were fully vaccinated. Given that Covid-19 was controlled in the Maldives at the time, competing destinations were going through severe waves of the virus which had forced them to close down their borders. This had caused the tourism demand to increase significantly for Maldives. Furthermore, tourists were allowed to visit islands if 90 percent of the vaccination eligible population got vaccinated. This resulted in many tourists from India to visit Maldives as transit passengers to enter other countries that imposed strict restrictions on travelers from India.

Tourist arrivals were significantly high during the month of August 2021. This is mostly due to the increase in South-Asian transit passengers who mostly stayed at the guesthouses. These tourists mostly comprise of people who are working or studying in other countries. The main purpose of these tourists visiting Maldives is to complete the 14 days quarantine period before entering another country which has imposed strict restrictions on travelers from India. Ten percent of the total number of tourists who visited Maldives during August 2021 are transit passengers who are mostly from India. The number of tourists who visited Maldives in August 2021 was higher compared to the number of tourists who visited Maldives in 2019. This is the first time Maldives had surpassed the 2019 tourist arrival rates after borders re-opened. During the month of September, India was taken off the red listed by many countries which decreased the demand for transit passengers who visited Maldives. Though the September tourist arrival rates were not as much as the number of tourists who visited Maldives during August, when compared to other months of the year the tourist arrivals were still high in September the trend continued during October 2021 too. The daily average tourist arrival rate for the month of September was 3,830 while in October it was at 4,027.

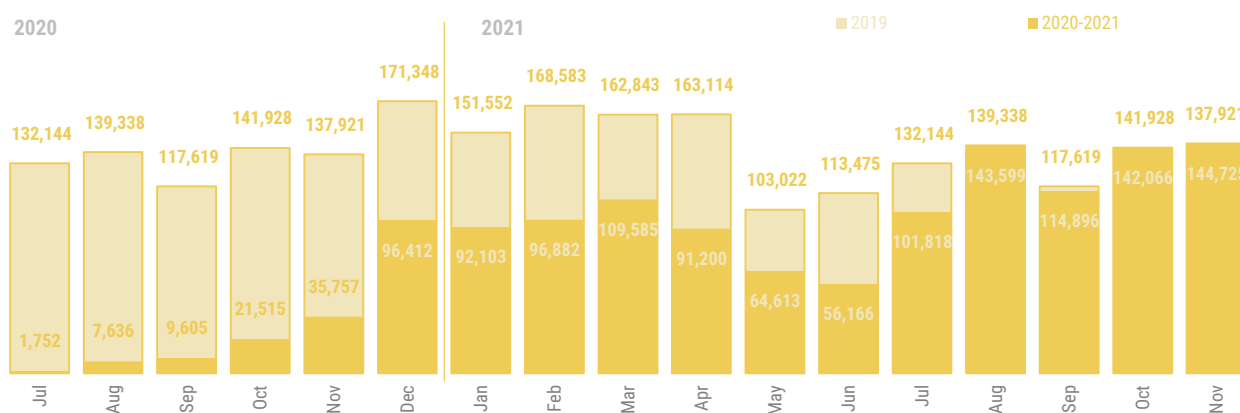
**Chart 7: Average Daily Rates in Reports (in USD)**



Source: Maldives Inland Revenue Authority

On June 16 2021, tourist arrival rates had surpassed the total number of tourist arrived in 2020. By 19th of October total of 953,723 tourists had visited Maldives. This is an increase of 149.1 percent compared to 2020 to the same period in 2020, although it is still a decline of 28.7 percent when compared to the same period 2019. Although tourist arrivals started to increase since the month of august, total tourist arrival for the year is still lower than the arrivals of 2019. In 2019, the daily average

**Chart 8: Tourists arrivals after border re-opening compared to tourist arrivals in 2019**



\* Data as at 19<sup>th</sup> October 2021

Source: Ministry of Tourism

**Table 3: Tourist arrivals, bednights and tourism sector growth forecasts for the medium-term**

	Best Case	Moderate Case	Worst Case
<b>Tourist Arrivals</b>			
2021	1,330,196	1,209,506	1,141,373
2022	1,835,047	1,632,432	1,520,060
2023	2,035,742	1,793,615	1,660,374
2024	2,258,901	1,970,321	1,812,809
<b>Bednights</b>			
2021	9,988,184	8,839,122	8,260,808
2022	11,558,682	10,434,747	9,802,392
2023	12,580,005	11,268,891	10,535,412
2024	13,694,260	12,167,818	11,319,019
<b>Tourism sector Growth (%)</b>			
2021	132.6	107.2	94.3
2022	17.2	18.4	18.4
2023	11.0	9.4	8.5
2024	7.8	9.4	8.4

Source: Maldives Inland Revenue Authority, Ministry of Finance, Maldives Monetary Authority

of tourist arrival rates was 4,665 tourists. However, during 2021 up until now the daily tourist arrival is at 3,266 tourists.

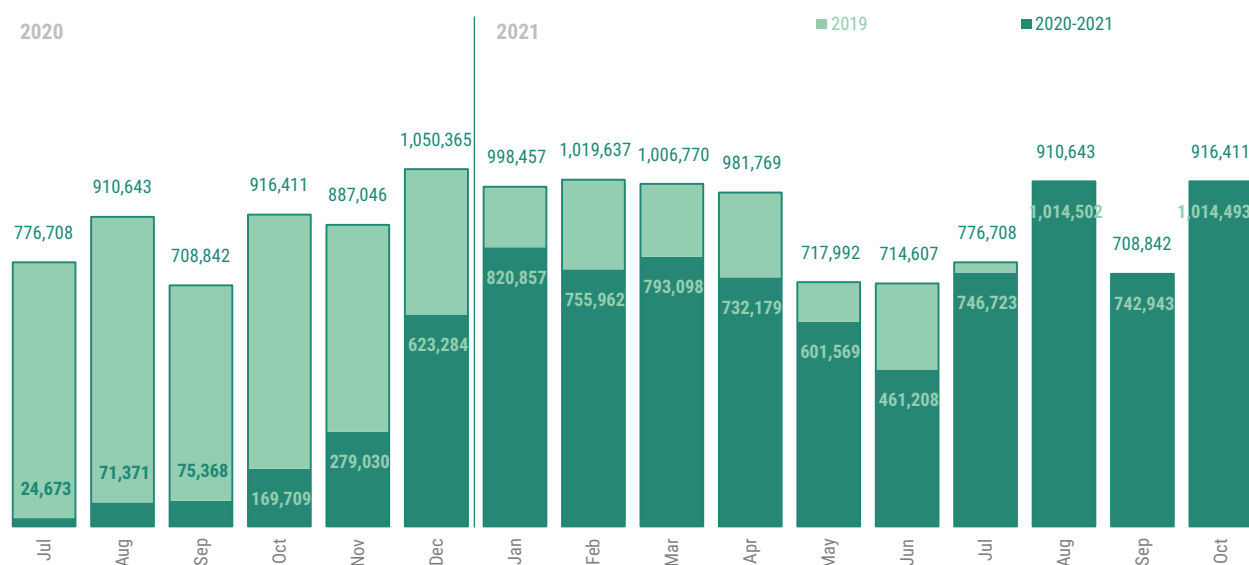
Despite the negative impacts of Covid-19 on the tourist arrivals, the average duration of stay has improved compared to average duration of stay in the recent years. In 2019, average duration of stay was 6.3 days while in 2021 this has increased to 9.1 days. It is to be noted that the average duration of stay of the transit passengers were higher than the other tourists who visited Maldives. There is a linear relationship between average duration of stay and the bednights which is used as one of the main measures of performance of the tourism sector. Furthermore, the expenditure by tourists has increased on average, especially due to the increase in the daily average rate of the resorts after the borders re-opened.

Therefore, revenue collected from tourism related taxes was relatively higher. In 2019, TGST received per bednight was MVR 558. In 2020 TGST per bednight was 591 while this figure has increased to MVR 601 according to data attained until July 2021.

As of August 2021, the tourist bednights total up to 5.9 million. Although this is a decline of 17.2 percent compared to the same period in 2019, it is an increase of 108 percent when compared to same period in 2020. As the average stay of the tourists has increased, the recovery of bednights is better compared to the recovery of arrivals after borders re-opened in 2020. As such, tourist arrivals is at 71.3 percent when compared to 2019 though the bednights is at 82.8 percent.



**Chart 9: Tourists bednights after border re-opening compared to tourist arrivals in 2019**



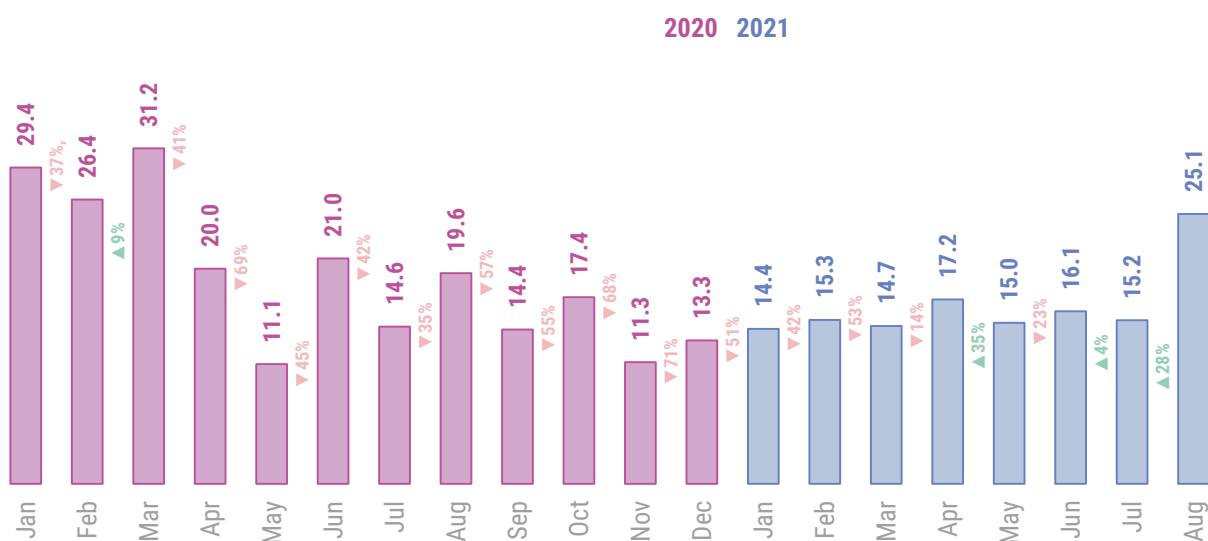
Source: Ministry of Tourism

Given that the tourist arrivals remain at the similar levels as the previous months of 2021, tourist arrivals is likely to surpass 1.2 million by the end of 2021. However, owing to uncertainties that exist due to covid-19, tourist arrivals are forecasted to be between 1.1 million and 1.3 million by the end of 2021.

## 2.3 Construction

The growth of the construction sector mainly depends on the infrastructure development projects of the government and residential construction. The measure used to assess the performance of this sector is the imports of construction related materials as almost

**Chart 10: Construction material imports (in USD million) and year on year comparison**



Source: Maldives Customs Service

all the materials used for construction purposes are imported to the Maldives.

During the recent years, construction sector has been one of the sectors with the most promising growth levels. As a result of Covid-19 pandemic in 2020, this sector faced several challenges which hindered growth of the sector significantly. The production of this sector contracted by 33.8 percent which is the lowest growth the construction sector faced in the last 25 years.

According to the latest available data, the sector the growth of this sector is likely to be negative in 2021 similar to the previous year. The quarterly GDP figures show that the growth of this sector in the first quarter of 2021 was -47.2 percent compared to Quarter 1, 2020. Similarly, construction sector registered a decline of 4.9 percent compared to the same period in 2020. As the Covid-19 pandemic prolongs and due to the spread of different variants of the virus at different periods between the last two years, there have been significant disruptions in the supply chains. Therefore, the difficulties faced in achieving construction materials and the effects of several lockdowns have exacerbated the decline in the

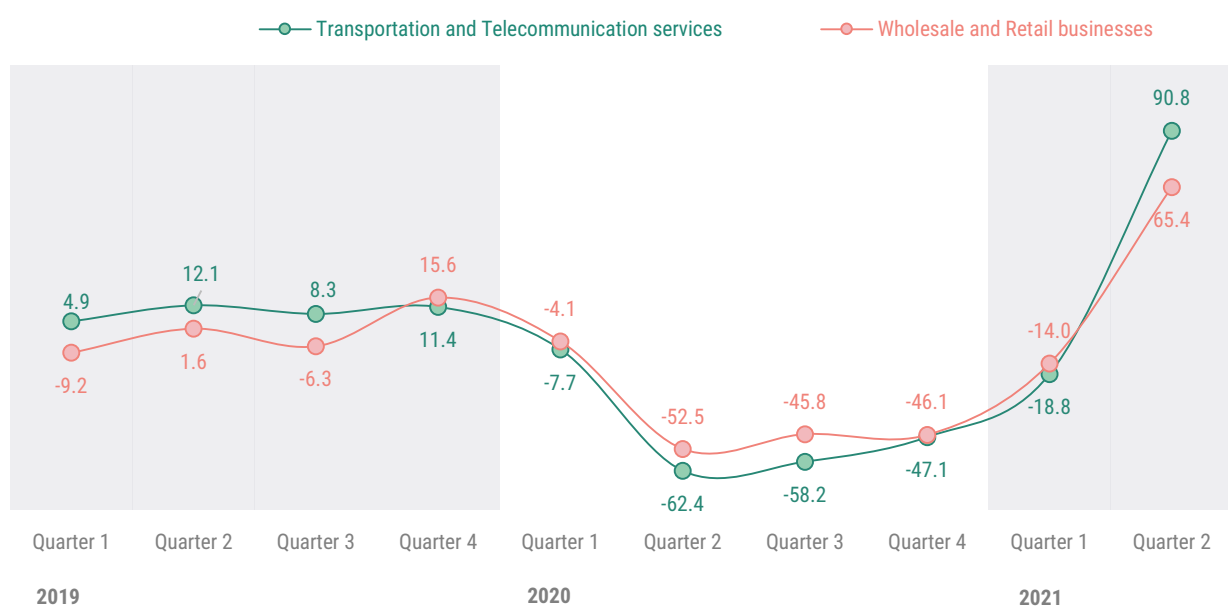
growth of the sector. In addition, slow implementation of planned public sector infrastructure projects is also a contributing factor to the low performance of the sector. Chart 10 shows that imports of construction materials as of August 2021 is lower compared to the previous year.

## 2.4 Other Real Sectors

Besides tourism sector, wholesale and retail trade sector, transport sector and communication sector are highest contributing sectors to the GDP of the Maldives. Wholesale and retail sector, transport and telecommunication services contribute to 20.6 percent of the GDP of Maldives. The pandemic caused a slump in the production of these three sectors. A noteworthy decline was registered from the transport sector which has a high correlation with tourism sector. The production of this sector decreased by 46.8 percent in 2020.

As the tourism sector started to recover during 2021, production of the wholesale and retail sector, transport and telecommunication services sectors also improved.

**Chart 11: Wholesale and retail sector and Transport and communication sector growth, year on year growth in percent**



Source: Maldives Bureau of Statistics

---

During the second quarter of 2021, production of the wholesale and retail sector increased by 65.4 percent. Likewise, transportation and telecommunication services sector grew by 90.8 percent.

Public Administration sector, Health sector and Education sector production are primarily driven by government spending. These three sectors contribute 14.2 percent to the GDP. Similar to many middle income countries, the government's contribution to the economy is significant in the Maldives. The government of Maldives is directly engaged in providing services related to the education sector and health sector. These sectors are one of the few sectors which did not contract due to Covid-19 pandemic. Eventhough growth of government administration sector slowed down, education and health sector growth was similar to past trends.

As per chart 12, during the year 2021, productivity of public administration sector, health sector and the education sector increased during the first two quarters of 2020 and 2021. This increase in growth is owing to the increase in expenditure of the government in these sectors primarily due to the efforts of the government in recovering from the Covid-19 pandemic.

## 2.5 Labour Market

The repercussions of economic downturn as a result of strict measures taken to prevent the spread Covid-19 such was detrimental to the job market in 2020. In particular, workers engaged in sectors related to tourism such as transportation, fishing and agriculture were severely affected due to the pandemic. Further, construction sector workers, small and medium enterprises as well as freelance workers had to face distress.

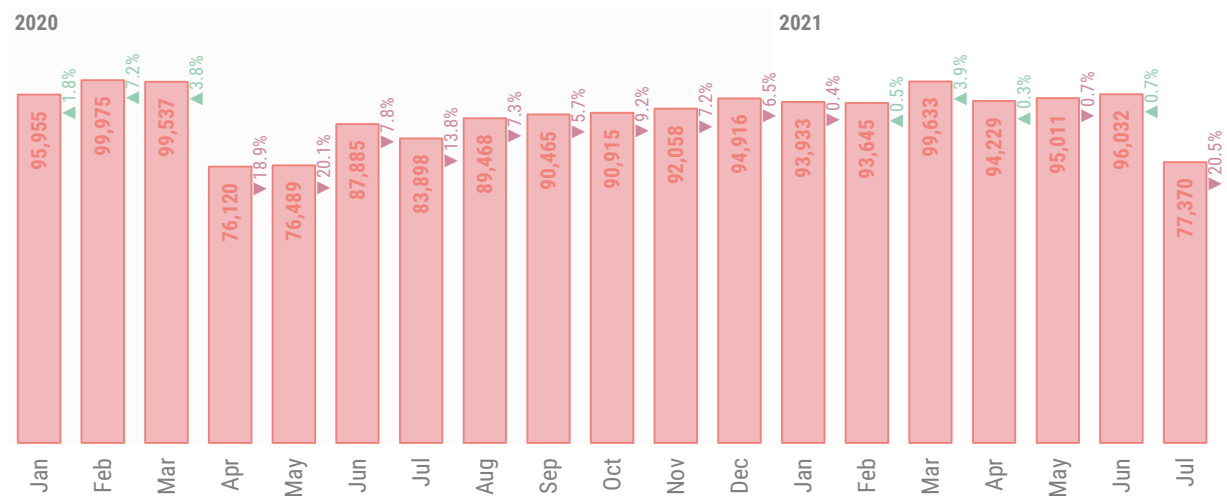
As timely employment statistics are not produced in the Maldives, it is difficult to accurately estimate the impact on the employment due to Covid-19 pandemic. Eventhough official statistics on unemployment is not available, it is highly likely for unemployment rate to be significantly higher during 2020. According to the most

recent official unemployment statistics produced by Maldives Bureau of Statistics (MBS), unemployment rate was at 5.3 percent in 2019. However, it is evident from the data received by the job centre of Maldives that the unemployment rate in 2020 would be much higher than 2019. Resort employment survey conducted by MBS shows that 44,954 staffs were employed in the resorts in 2019 while 48,664 staffs were employed at resorts by the end of January 2020. Despite the increase in the number of staffs working at the resorts in early 2020, as the pandemic unfolded, there was a sharp decline in number of operational staffs working in the resorts to 4,713 by the end of June 2020. By the end of December 2020, the number of staffs increased to 35,887. As the tourism sector began to recover in 2021, the number of staffs working in this sector is estimated to increase as well. This is evident from the increase number tourism sector employees registered at the pension in 2021 compared to the previous year.

As economy has started to slowly recover from the economic downfall resulting from Covid-19 pandemic, the number of staffs registered in the pension office also increased which indicated that the labour market has also started to recover. During the year 2020 and until January 2021, the number of employees registered was lower than pre-pandemic levels. However, from February 2021 onwards, number of employees registered reached pre-pandemic levels. This increase is the result of increase in the number of employees working in the tourism sector. Nevertheless, as Maldives faced the third wave of Covid-19 in June 2021, the Greater Male' region as well as some other islands went into lockdown, causing various disruptions in the labour market.

Chart 13 shows that the number of staffs registered in the pension office in July 2021 is 20.5 percent lower compared to July 2019. The third wave of Covid-19 was controlled, and economy began to operate in a "new normal" within a short period of time. Covid-19 related restrictions were thereby eased after a short period of time as well. Therefore, it is likely that labour market will quickly recover from the disruptions of the third wave of

Chart 13: Number of employees registered in Pension Office and comparison with 2019

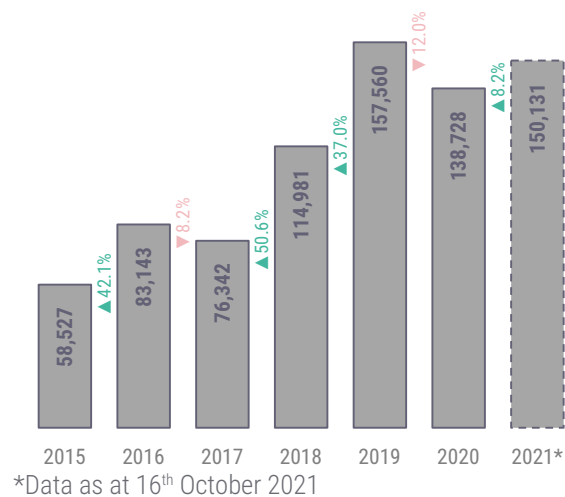


Source: Maldives Pensions Administration Office

Covid-19 in the country. Furthermore, with implementation of nation-wide vaccination program, as large proportion of vaccine eligible population is getting fully vaccinated, guesthouses tourism is being re-opened in several inhabited islands. This is likely to result in the number of formally employed staff to increase in 2021.

The Pension Office's statistics does not include many important areas of the labour market in Maldives. For instance, expatriate employment is not captured in the data despite them being significant part of the labour force in Maldives. Furthermore, sole traders and employees in the informal sector are also not captured in the pension statistics. Expatriate employment and informal employment were very severely impacted because of the Covid-19 pandemic. During the lockdowns in 2020, significant number of expatriate workers who were unemployed, voluntarily returned to their home country and also returned to their home country through the repatriation programme carried out by the government of Maldives. As shown in chart 14, the number of expatriate employment in Maldives decreased by 12 percent in 2020 compared to 2019. As this data is only captures the number of registered foreign workers, it is likely that impact of Covid-19 pandemic on total expatriate labour force including undocumented will

Chart 14: Registered Expatriate employment



Source: Ministry of Economic Development

be much higher. Even though the number of registered foreign national working in Maldives increased to 150,131 as of 16<sup>th</sup> October 2021, the expatriate employment has not reached pre-pandemic level. However, it is expected that expatriate labour force will reach pre-pandemic level as the economy recovers in 2021.

## 2.6 Market Prices

The unprecedented changes to the economy due to the covid-19 pandemic during the year 2020, impacted price levels of several components of the consumer's consumption. The areas in which price declined include rental prices, telecommunication prices and price of water electricity consumption and water supply. The inflation rate of Maldives during the year 2020 was at -1.4 percent.

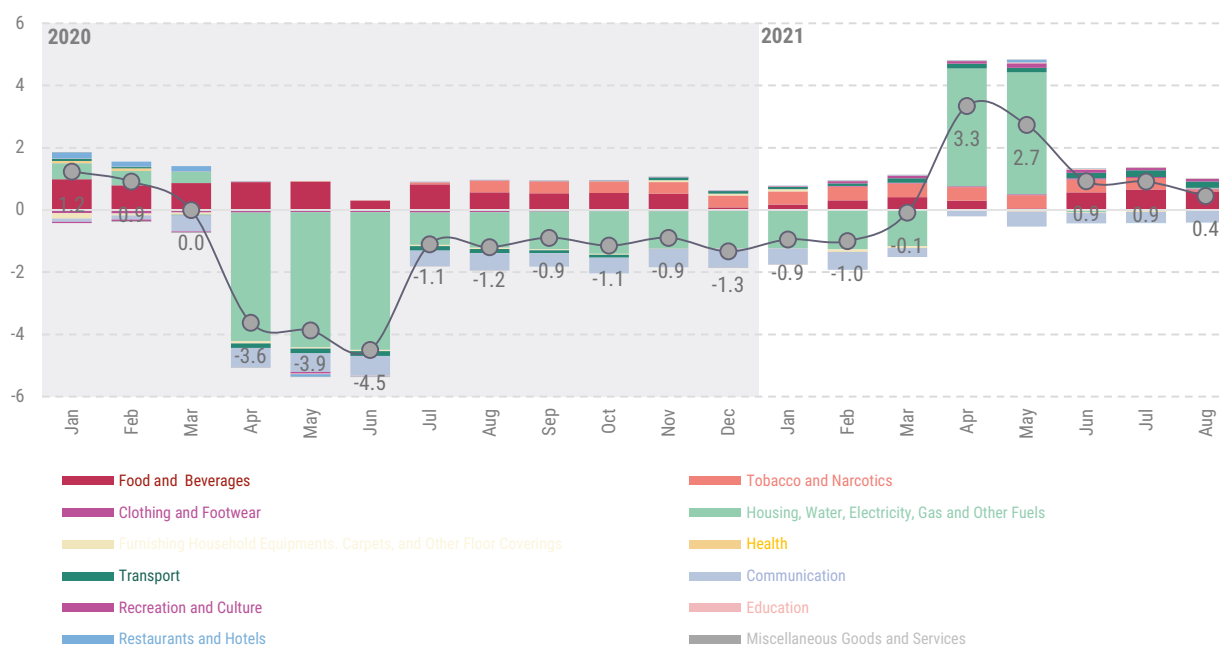
The first 3 months of 2021 experienced a decline in the price levels when compared to the corresponding period of the previous year. The decline in price was mainly from price of rent, fish and telecommunication during the first quarter of 2021 when compared to 2020. During April 2021, an increase in price level compared to the previous year was registered after 12 consecutive months of fall in price levels. Discounts from electricity and water bills were given during April 2020. Further, as Greater Male' area went into lockdown, several landlords provided rental discounts from April 2020 onwards. This resulted in a significant price decline from April 2020

onwards. Hence, the increase in price level registered in April 2021 compared to the previous years is also due to the lower base effect of April 2020.

As shown in the chart 15, prices remained high from April to August 2021 when compared to 2020. In order to ease the financial burden of strict preventive measures of third wave of Covid-19, the government provided discounts on electricity and water bills. Furthermore, to provide affordable internet prices for the citizens, the government negotiated with telecommunication providers to lower internet prices and internet prices were lowered in June 2021. As a result, the rate of increase in price decreased from June 2021 onwards.

As majority of consumer goods in the Maldives are imported, the changes in the price of oil has a significant impact on the price of imported goods which may cause the prices of the imported products to remain high. In the global market, food prices are the most sensitive to oil prices. As a result, there was an increase in price of food consumed by the households in 2021. Moreover, the availability of foreign currency remains as a crucial

**Chart 15: Inflation Rate of Maldives, month on month percentage change**



Source: Maldives Bureau of Statistics

factor which affects the prices of consumer products imported.

### 3 Medium-Term Economic Outlook

#### 3.1 Economic Growth

Medium-term economic growth forecasts play a central role in the budget and fiscal policy formulation process. The medium-term is defined here as the period from the current year 2021, up until the year 2024.

The Covid-19 pandemic and the ensuing economic crisis have been unprecedented in recent times. With the significant degree of uncertainty that still surrounds the disease dynamics and its impact on economic activity, forecasting in the current environment has become a challenging exercise. Therefore, three scenarios were considered in the formulation of medium-term growth forecasts, each differing primarily in their assumptions about tourist arrival and bednights numbers. The forecasting of the tourism sector indicators was in turn carried out using an econometric model factoring

in arrival estimates computed by the Maldives Airports Company Limited (MACL) and different assumptions about the Covid-19 global recovery and ease of restrictions as inputs. The three scenarios capture a best case, moderate case and a worst case, each referring to the expected realizations of the economic conditions they capture. The moderate case scenario was used as the baseline in formulating the 2022 budget.

After the deep recession in 2020, the economy is now rebounding with the recovery well underway. Tourist arrivals have been increasing since November 2020 with the rollout of Covid-19 vaccines easing the challenges to global air travel. The positive impact of this on tourism and its related sectors, namely the transportation, communication and the wholesale and retail sectors, was further bolstered by the success of the Maldives in rapidly inoculating the vast majority of the population. Forecasts now indicate that real GDP will grow between 28.1 percent and 38.5 percent in 2021 compared to the previous year. This growth is expected to be driven primarily by the tourism sector, which itself is expected to grow between 94.3 percent and 132.6 percent this year.

**Chart 16: Nominal GDP, in billions of rufiyaa**



Source: Maldives Bureau of Statistics for the period 2016-2020, Ministry of Finance/Maldives Monetary Authority for the period 2021-2024

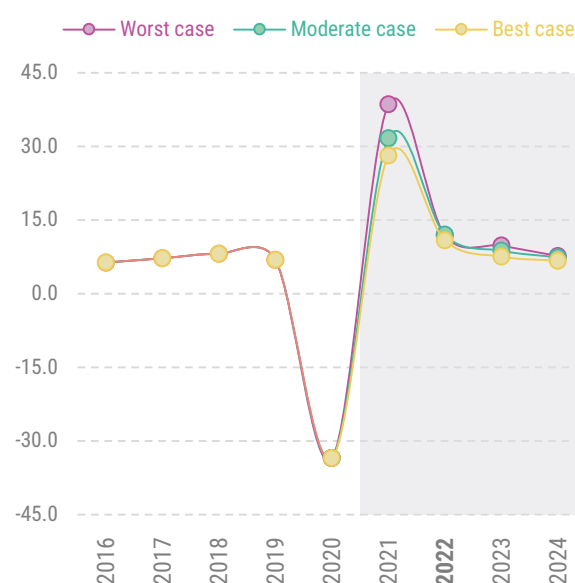
Despite the relatively high growth rates estimated for 2021, it is expected that real GDP in levels for the year will only be at 88 percent of the level realized in 2019. Pre-pandemic levels of real GDP is only expected to be attained in 2023 under the moderate case scenario, although nominal GDP is expected to recover to 2019 levels a year sooner in 2022 as illustrated in Chart 16. In 2019, nominal GDP registered MVR 86.8 billion. With the Covid-19 pandemic, this fell drastically in 2020 to MVR 56.6 billion, but is expected to partially recover to between MVR 73.7 billion and MVR 82.0 billion this year. Projections indicate a range between MVR 84.3 billion and MVR 94.1 billion for 2022. The high degree of uncertainty surrounding the evolution of the pandemic and the global economic situation are captured by the three scenarios presented. If the situation worsens, the time to recovery is also expected to lengthen as depicted by the worst case scenario estimates.

Looking at the medium term growth projections, after a 33.5 percent contraction of real GDP in 2020, growth is expected to rebound to 31.6 percent in 2021. The growth rate for 2022 is estimated at 12.0 percent, which is higher than that realized on average over the few years preceding the pandemic. Looking further ahead, the growth numbers for 2023 and 2024 are forecasted at 7.4 percent and 5.7 percent respectively.

## Comparison with Previous Forecasts

The rapidly evolving disease dynamics and associated restrictions globally has led to an increase in uncertainty that has made forecasting a challenging exercise. Therefore, there exist deviations between the forecasts published with the fiscal strategy in mid-2021 and the current estimates. The economic projections published with the fiscal strategy were made at a time when the devastating effects of the delta Covid-19 variant was being felt both domestically and abroad. As the Covid-19 wave experienced early this year was the largest in Maldives to date with information about the new variant limited, the forecasts computed at the time included assumptions that included much harsher containment

**Chart 17: Real GDP growth, in percent**



Source: Maldives Bureau of Statistics for the period 2016-2020, Ministry of Finance/Maldives Monetary Authority for the period 2021-2024

measures and a more prolonged re-opening. This translated into lower growth projections and a longer period of recovery. However, conditions improved significantly on the disease front in the Maldives since July 2021. The spread of Covid-19 remained largely contained, which is largely attributed to the rapid rollout of the vaccines. As a result, tourist arrivals rebounded sharply exceeding previously anticipated levels by a significant margin. Domestic restrictions have also been

**Table 1: Forecasts published with the budget and fiscal strategy in 2021**

%	Current Estimates	2021 Fiscal Strategy Estimates
2021	31.6	22.7
2022	12.0	12.0
2023	8.7	7.4
2024	7.4	9.2

**Table 2: Growth estimates of Maldivian authorities and international organizations for 2021 and the medium-term**

	%	Maldivian Authorities Current Estimates	IMF		World Bank	
			2021 April Estimates	2021 October Estimates	2021 April Estimates	2021 October Estimates
2021		31.6	18.9	18.9	17.1	22.3
2022		12.0	13.4	13.4	11.5	11.0
2023		8.7	12.6	12.6	8.3	12.0
2024		7.4	6.3	6.3	-	-

mostly lifted. Therefore, the economy is also expected to perform much better now, which explains the majority of the deviation between the two sets of forecasts.

Looking at growth projections published by international organizations, the IMF maintained their projections for the Maldives computed in April 2021 in their October 2021 publication, while the World Bank upgraded their growth estimates for the Maldives in the same period (Table 2). However, the World Bank and IMF estimates are still significantly lower than the current growth projections of the authorities. This is likely to be driven by differences in the recovery scenario assumed in computing the two sets of numbers, which is also seen by significantly lower tourist arrival estimates projected by these organizations compared to what is presented here. Also, the revised GDP estimates for the year 2020 published in late September showed a more protracted contraction in 2020 than was previously anticipated. This was not factored into the projections of these organizations, and therefore, this base effect is also a reason for the deviation between the estimates.

### 3.2 Tourism

Developments in the tourism sector, which accounted for about 25 percent of real GDP on average during the years preceding the Covid-19 pandemic, have a significant impact on the Maldivian economy both directly and indirectly through related sectors. Therefore, estimates of tourism sector indicators are among the most important inputs in the forecasting of growth

numbers. Three scenarios of medium-term forecasts were computed for tourist arrivals and bednights as well to allow for the uncertainty in the current environment. Table 3 presents these estimates, along with the medium-term tourism sector growth projections.

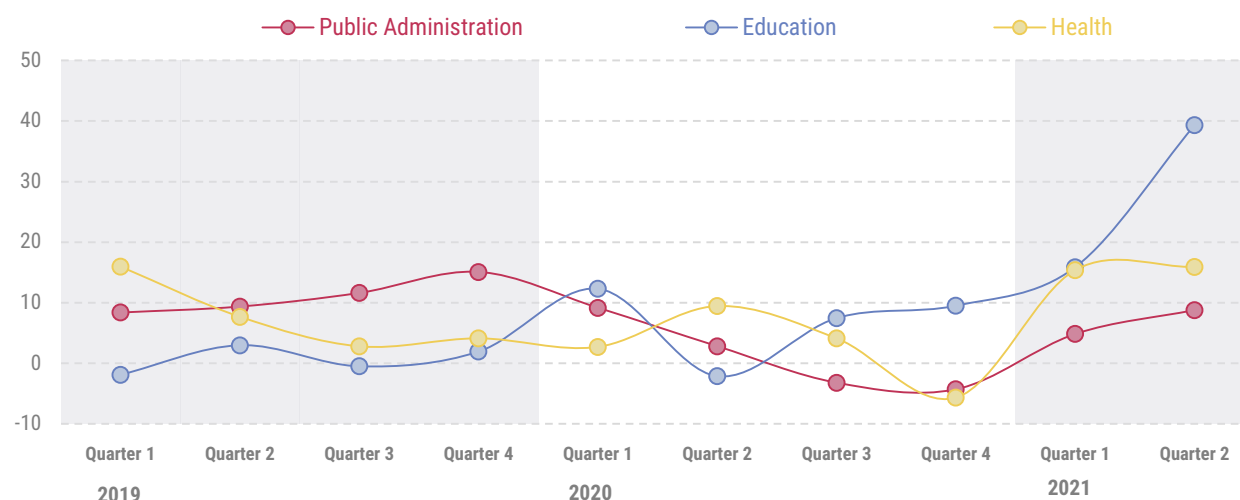
With the quicker than anticipated recovery in global travel, the tourism sector is expected to grow rapidly in 2021. The following year is also expected to be a year of recovery, thus leading to expectations for above average growth rates for 2022 as well. Looking at tourist arrivals, the pre-pandemic high of 1.7 million tourists in 2019 is only expected to be reached again in 2023 under the moderate case. However, as many promotional and marketing activities are planned for 2022 which marks the golden jubilee of the inception of the Maldivian tourism sector, it is possible that arrival numbers could realistically exceed the moderate case arrival numbers to levels in line with the best case scenario. The best case arrival estimate for 2022 is 1.8 million, and therefore, there is the possibility of arrival numbers reaching historic highs in 2022 as well.

### 3.3 Other Sectors

Other sectors that contribute most to economic growth include construction, transport and communication, wholesale and retail trade, public administration, education and health sectors. Like the tourism sector, most these sectors are also expected to exhibit robust growth over the forecast horizon.



**Chart 12: Growth of production in Public Administration, Education and Health sector**



Source: Maldives Bureau of Statistics

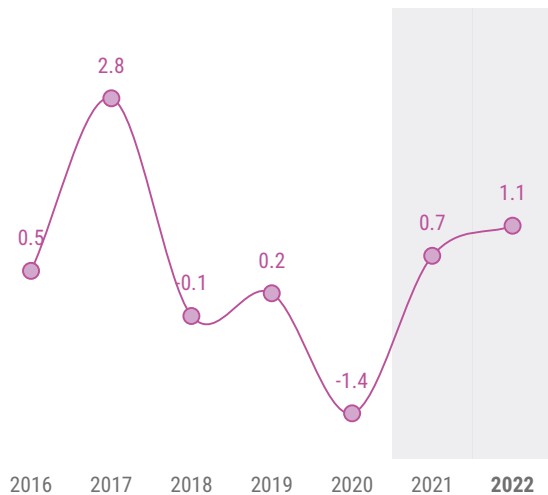
With several large infrastructure projects ongoing over the past few years, the construction sector has become one of the highest contributors to growth in the Maldives. However, the consistent growth experienced by the sector was disrupted in 2020 by the pandemic related restrictions that led to a large contraction. With prolonged restrictions feeding into supply-chain disruptions globally, 2021 is also expected to be a year of decline for the construction sector. The decline this year is contributed by implementation delays of several large public sector investment projects as well, which were again in part the result of logistical and supply-chain issues. However, with supply-chain disruptions easing gradually and both private and public sector projects beginning to progress, the construction sector is expected to grow rapidly in 2022. With several housing projects being undertaken by the government expected to finish construction next year, the real estate sector growth is also expected to pick up in 2022.

A significant part of the demand of the transport, communication and wholesale and retail trade sectors in the Maldives is derived from the tourism sector. With the strong rebound in tourism during 2021, these sectors are also expected to exhibit strong growth this year. This link is expected to hold going forward too, with the performance of these sectors likely to be boosted by the strong growth of the tourism sector over the medium-term.

Public administration, education and health are sectors which were relatively unaffected by the Covid-19 pandemic. While a low positive growth for these sectors was recorded for 2020, this is expected to significantly increase in 2021. The contribution of public administration to growth is noteworthy in this regard, as it is expected to be unconventionally high this year due to the government's efforts to mitigate the pandemic induced economic hardships. The health sector is expected to grow this year too, partly driven by the government's efforts to control Covid-19 and due to ongoing efforts to upgrade the health sector infrastructure across the country.

### 3.4 Prices

Based on data up until the end of August, the average commodity price inflation rate is estimated to be at 0.7 percent for 2021. This is in contrast to the 1.4 percent decline in consumer prices registered during the previous year. The deflationary pressure in 2020 was primarily due to Covid-19 related reductions in rental prices and discounts on electricity and water supply prices. Despite the inflation rate expected for 2021 being higher than that observed in 2020, the inflation rate for the first quarter of this year was lower than that observed during the same period of last year. In addition

**Chart 18: Inflation rate, in percent**

Source: Maldives Bureau of Statistics, Maldives Monetary Authority

to Covid-19 related demand side factors, the reduction in communication prices which came into effect in July 2021 is the major contributor to the low inflation rate for this year. However, like that observed earlier during the year, food prices are expected to keep increasing for the remainder of the year too.

The average inflation rate for 2022 is forecasted to be at 1.1 percent. The main driver of inflation next year is expected to be increases in world food prices passing through into domestic prices. This projection assumes a slight decline in oil and other commodity prices as also forecasted by the IMF. Upside risks to this forecast include higher realizations of world commodity prices and possible inflationary pressures from the new minimum wage structure planned to be implemented from January 2022. However, as the recently completed 'Hiyaa' flats will significantly increase the supply of housing in the Greater Male' region, the downward pressure on rental prices is expected to keep consumer inflation at low levels. As housing and related costs constitute the largest share of the consumer basket in the Maldives, any changes in rental prices have a large effect on aggregate inflation numbers. The base effect of the reductions in internet prices and mobile data prices in June and October 2021 respectively will also persist into the next year.

### 3.5 Balance of Payments and Reserve Assets

Looking at the balance of payments estimates computed based on information available to the Maldives Monetary Authority as at 25 October 2021, the current account deficit at the end of 2021 is expected to be at USD 901.3 million. The deficit is expected to increase to USD 1,183.2 million in 2022. As a share of GDP, the current account deficit in 2021 and 2022 correspond to 18.0 percent and 20.9 percent respectively.

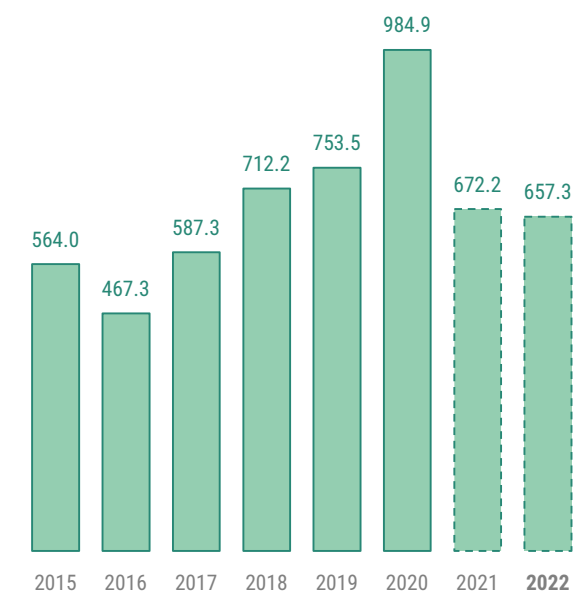
Looking at the trade in goods, exports are estimated to increase from USD 289.7 million in 2021 to USD 329.6 million in 2022. The main driver of this is expected to be an increase in the receipts from the sale of jet fuel to airlines, as a significant increase in tourist arrivals and air traffic is expected next year. Imports are also estimated to increase from USD 2,429.9 million in 2021 to USD 2,742.0 million in 2022. Imports may increase compared to these estimates if global oil prices, which are assumed to marginally decline under the baseline. Imports may also increase if other import prices increase faster than expected.

On the services front, imports are expected to amount to USD 1,027.0 million in 2021. Services receipts are estimated to exceed this significantly and amount to USD 3,153.5 million, of which USD 2,963.2 million are expected to be tourism sector receipts. Total services receipts are forecasted to increase to USD 3,311.2 million in 2022, primarily driven by an expected 3.8 percent growth in tourism sector receipts. Upside risks to services receipts exist, and stem from the possibility of tourist arrivals exceeding baseline forecasts next year.

Looking at the official reserve assets of the MMA, reserve assets at the end of 2021 are expected to be at USD 672.2 million as illustrated in Chart 20. The significant decline from 2020 is primarily due to a decline in short term liabilities of the MMA that is expected from the planned repayment of the amount drawn last year from

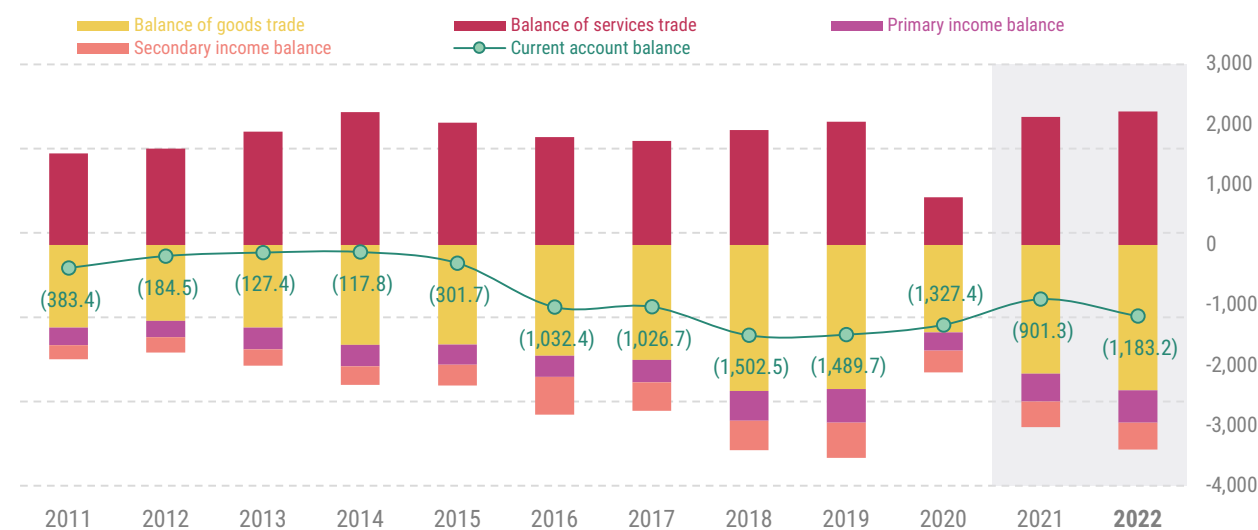
the swap facility of the MMA with the Reserve Bank of India. Reserve assets are estimated to remain stable at USD 657.3 million at the end of 2022.

**Chart 20: Official reserve assets, in millions of USD**



Source: Maldives Monetary Authority

**Chart 19: Current account balance, in millions of USD**



Source: Maldives Monetary Authority

# Fiscal Position and Outlook

The role of fiscal policy in promoting macroeconomic stability and recovery of economic activities were key during the disruptions to the economy due to the Covid-19 pandemic. Fiscal policy will continue to play a key role in guiding economic growth towards a sustainable path. Moreover, the policies set out in the budget has a significant influence on economic development, industrial growth, self-sufficiency of the people, social justice and equality across generations.

This section highlights the current fiscal or budget position and the fiscal outlook of Maldives. It indicates the aims and goals to be achieved through the use of the budget. The section also includes details on the recent trends and latest revisions to forecasts of revenue and grants, and expenditure; and the initial forecasts of revenue and grants, and expenditure targets for the budget of 2022. Furthermore, the statement looks at the budget deficit and debt, and the means of financing the budget for the year.

## 1 Budget Aim 2022

When 2021 began, the Maldives was faced with an economic crisis due to the disruptions of the Covid-19 pandemic. The pandemic hit at a time when the Maldives economy was rapidly expanding and growing. Physical work of numerous projects that were included in the budget had started progressing. However, with the global outbreak, the situation completely changed at the start of 2020, bringing all economic activities to a near halt.

The Maldives is looking toward 2022 at a time the economy has begun to recover from the shock caused

by Covid-19. The pandemic resulted in the Maldives economy to contract by a historic 33.3 percent. Fiscal policy was most notable in supporting resilience measures and recovery from the shock. In this regard, businesses and households were given as much financial assistance that the government budget could afford. Budget spending was restructured to mitigate the shock to economic industries. The government issued loans to businesses and discounts to households to maintain household disposable income. In addition, no cuts were made to the wages of the Civil Service and ongoing projects were continued despite the circumstances.

Furthermore, extra attention was on spending through the budget to control Covid-19, as the most important measure to mitigate the effects of Covid-19 was to control the spread and carry-on economic activities by acclimating to a new normal. As a result, the Maldives border was re-opened, and measures were taken to assist in re-starting and adapting tourism activities to the evolving circumstances. Although this brought about significant improvements in the performance of the tourism sector in 2021, the Maldives made a significant fiscal sacrifice. Revenue declined drastically during this period and even though government expenditure was cut down, additional expenses were incurred to support the economy and control the spread of Covid-19, causing a sharp increase in government debt. Hence, while measures were taken to mitigate the shock of the pandemic on the economy during the crisis, new measures must now be taken to bring fiscal policy indicators back to sustainable levels in the medium term. As such, managing debt risks, bringing the deficit back to sustainable levels, rationalizing and improving efficiency of government expenditure, protecting the revenue base and increasing revenue, and managing and reducing the burden of government projects are

measures that should be taken in the medium term. Therefore, the most important aim of the medium-term budget is to overcome the health, social and economic losses incurred because of the pandemic, maintain debt at sustainable levels and building a self-sufficient state.

In addition, space has been allocated in the budget 2022 for presidential pledges that have not previously been given space in the budget. These are the priority policy targets and PSIPs. In this regard, projects for expansion, diversification and increasing resilience has been included in the budget. This includes plans to assist in growing tourism by improving transportation and accessibility, and to maximize profitability and industrial growth of fisheries and agricultural sectors. Furthermore, budget has been allocated to expand and develop social services, and to improve quality of services provided to the public. Moreover, plans have been made to increase budget support for decentralization.

The targets that the Government wants to achieve from the 2022 budget are:

- Support economic growth, and recover the size of the economy to pre-Covid levels
- Strengthen the resilience of the economy, support diversification and assist business growth

- Decentralization of government and to promote territorial developments
- Elevate the quality of social and essential services provided by the state
- Build a self-sufficient government in the medium-term and bring debt and fiscal situation to sustainable levels.

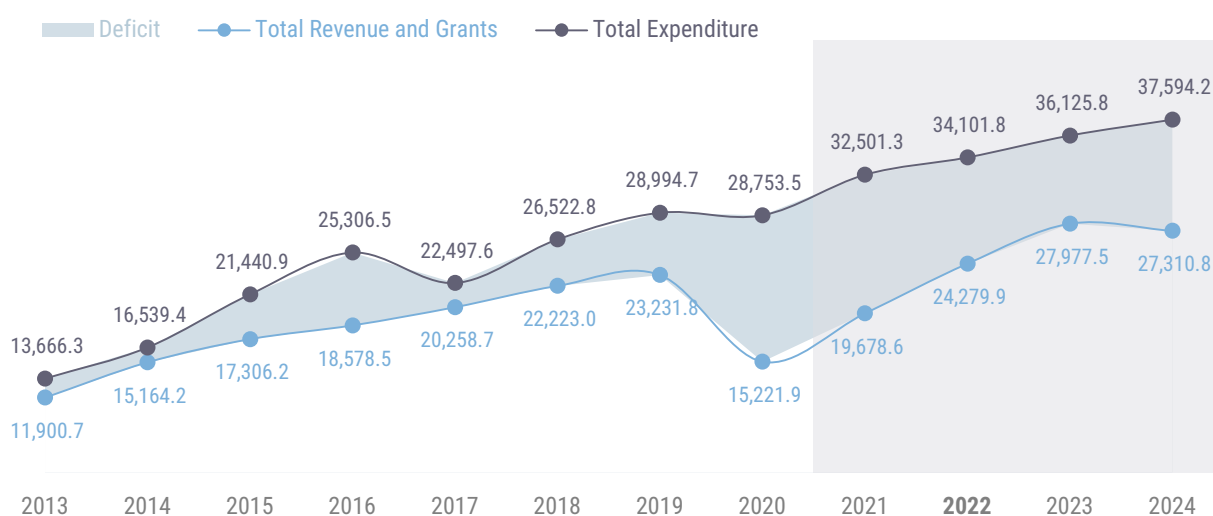
Budget spending has been organized with the availability of financing, as these targets can only be achieved by formulating an effective budget financing plan.

## 2 Medium Term Fiscal Strategy

The formulation of the fiscal strategy is a key step in the budget process. The strategy is grounded on the forecasts made using the Medium-Term Fiscal Framework, which is then used to inform on potential directions of fiscal policy. The Cabinet endorses the Fiscal Strategy following discussions on the fiscal policy formulation.

The 2022 Budget and Medium-Term Budget are built upon the Fiscal Strategy. As such, for the development of baseline budgets, the budget ceilings for all agencies

**Chart 21: Fiscal Trajectory, in millions of MVR**



Source: Ministry of Finance

were drawn upon the expected implementation of policies outlined in the Fiscal Strategy. In addition, targets for the 2022 and medium-terms budgets are based on the Fiscal Strategy.

The 2022-2024 Fiscal Strategy set out fiscal anchors to ensure a fiscal trajectory that would achieve the medium-term fiscal policy goals set in the Strategy. The anchors have been set to shift the trajectory of fiscal policy towards greater fiscal and debt sustainability in the medium term, acknowledging the new fiscal realities due to Covid-19. The anchors set in the Fiscal Strategy are:

- To reduce Budgetary Central Government Debt to GDP ratio to 105% by 2023
- To reduce primary budget deficit to GDP ratio to 5% by 2023
- To maintain a reducing path over the medium term for budget deficit and debt

Even though the expenditure and projects allocated in the budget poses challenges in meeting the fiscal anchors, the budget will be executed such that the anchors can be met.

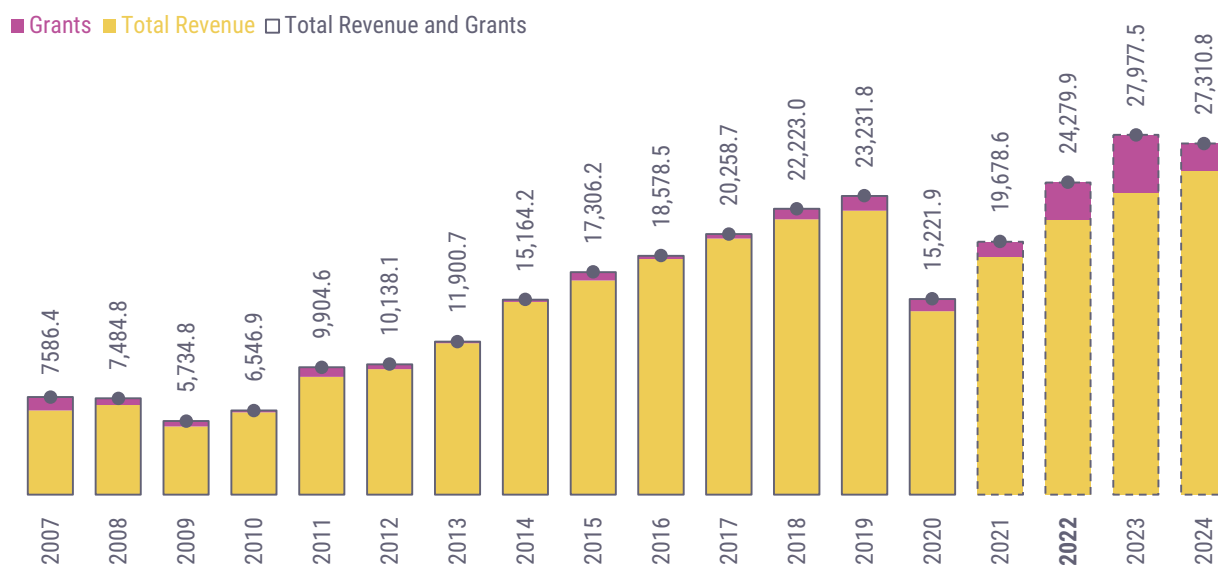
### 3 Government Revenue

Government revenue is the most significant factor in effectively formulating and implementing the fiscal strategy of the government. Thus, sustainable policies on new revenue measures need to be designed, when required, so that the changes in economic growth and standard of living are reflected in the government revenue.

This section includes the changes to the total government revenue and the government revenue as a percentage of nominal GDP. Changes to the government revenue in the past year and revised revenue forecasts for the year 2021 is also included. Additionally, forecasted revenue for the year 2022 and medium-term forecasts for the major revenue segments is explained.

Government revenue can be categorized into tax revenues, non-tax revenues and grants.

**Chart 22: Revenue and Grants, in millions of MVR**



Source: Ministry of Finance

### 3.1 Changes to Government Revenue

Prior to COVID-19, government revenue was increasing on a year-on-year basis, with the immense efforts to increase revenue and enhance the effectiveness of the tax system. This trend has changed significantly with the COVID-19 outbreak and total government revenue declined by 34.5 percent in the year 2020, compared to the previous year of 2019. Nevertheless, as the Maldivian economy is expected to continuously grow in the medium term and new policy measures with the aim to increase revenue has been formulated, total government revenue is also anticipated to increase in the medium term.

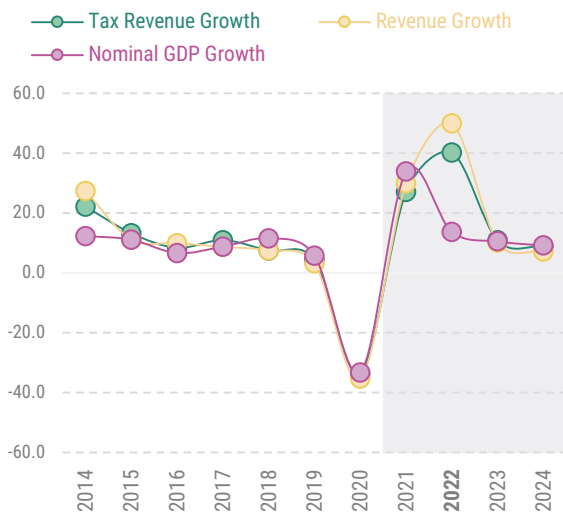
Below is a summary of significant changes to government revenue related policies

### 3.2 Revenue to GDP

Revenue to GDP increases if the revenue growth is higher compared to the growth of GDP. Between 2014 and 2019, the revenue growth is higher on average compared to the growth of nominal GDP. However, due to Covid-19 government revenues and GDP declined significantly. Revenue to GDP is estimated to increase in the medium term as the economy recovers from the shocks of the pandemic. Compared to last year, revenues are estimated to increase by 29.4 percent while nominal GDP is estimated to increase by 33.8 percentage. Tax revenue is expected to increase by 27.0 percent during this period

Since 2017, revenue to nominal GDP had a declining trend and it is estimated to decline over the medium term. However, compared to 2021 the forecasted revenue to nominal GDP is expected to increase in 2022, as the revenues forecasted for 2022 is higher compared to 2021, with the increase in economic activities. In addition to the growth of tax revenues, non-tax revenues are also expected to increase with the implementation

23 July 2020	17 <sup>th</sup> amendment to Import Export Act was published in the Gazette
27 December 2020	10 <sup>th</sup> amendment to the Tourism Act was published in the Gazette
28 December 2020	2 <sup>nd</sup> amendment to the Extension of Construction Periods and the Deferment of Rent and Fines was published in the Gazette
1 March 2021	4 <sup>th</sup> amendment to the Export, Import & Re-Export regulation was published in the Gazette
3 March 2021	1 <sup>st</sup> amendment to the Maldivian Uninhabited Islands Regulation was published in the Gazette
10 May 2021	Regulation on Development of Integrated Tourist Resorts was published in the Gazette
16 May 2021	Regulation on Development of Private Islands was published in the Gazette
27 May 2021	11 <sup>th</sup> amendment to the General Regulation of Maldives Customs Service was published in the Gazette
11 July 2021	1 <sup>st</sup> amendment to the Airport Taxes and Fees Act was published in the Gazette
11 July 2021	Revenue Stamp Act was repealed
20 July 2021	1 <sup>st</sup> amendment to the Income Tax Act was published in the Gazette
25 August 2021	Regulation on Business Visa was published in the Gazette
26 August 2021	Cross Subsidy Regulation was published in the Gazette
29 August 2021	Regulation on Corporate Resident Visa was published in the Gazette
27 September 2021	5 <sup>th</sup> amendment to the Tax Administration Regulation was published in the Gazette
29 September 2021	1 <sup>st</sup> amendment to the Airport Taxes and Fees Regulation was published in the Gazette

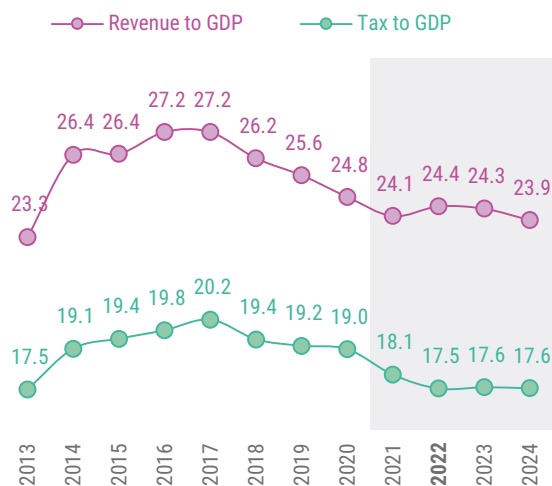
**Chart 23: Revenue and Nominal GDP Growth, in percentage**

Source: Maldives Monetary Authority

of new revenues measures proposed in the budget. Yet, if the new revenue measures were not introduced and implemented, revenue to nominal GDP is expected to decline in the medium term.

### 3.3 Revenue and Grants 2020

Initial estimated for total revenues and grants for the year 2020 was MVR 29,921.6 million. This includes MVR 17,852.3 million as tax revenues, MVR 7,058.3 million as non-tax revenues and MVR 5,214.9 million

**Chart 24: Revenue and Tax as a percentage of Nominal GDP**

Source: Ministry of Finance

as grants. Revenue forecasts were calculated with the assumption that the economic growth enjoyed in 2019 would continue in 2020 and the new revenue measures approved for the year would be implemented without major delays. However, revenues in 2020 took a major downturn due to Covid-19. The adverse impact of the pandemic reduced the revenues in the first quarter by 13.8 percent compared to the same period in 2019.

Since Maldivian economy and government revenues depend heavily on tourism sector, the shock to the sector was felt almost immediately. Due to restriction on international travel many of the tourist established temporary stopped their services. As a result, Tourism Goods and Service Tax (TGST), Green Tax, Airport Service Charge and Airport Development Fee declined considerably. Additionally, revenue from other sectors that depend on tourism sector also declined. Import duties and General Goods and Services Tax (GGST) declined with the reduction in demand and supply chain issues.

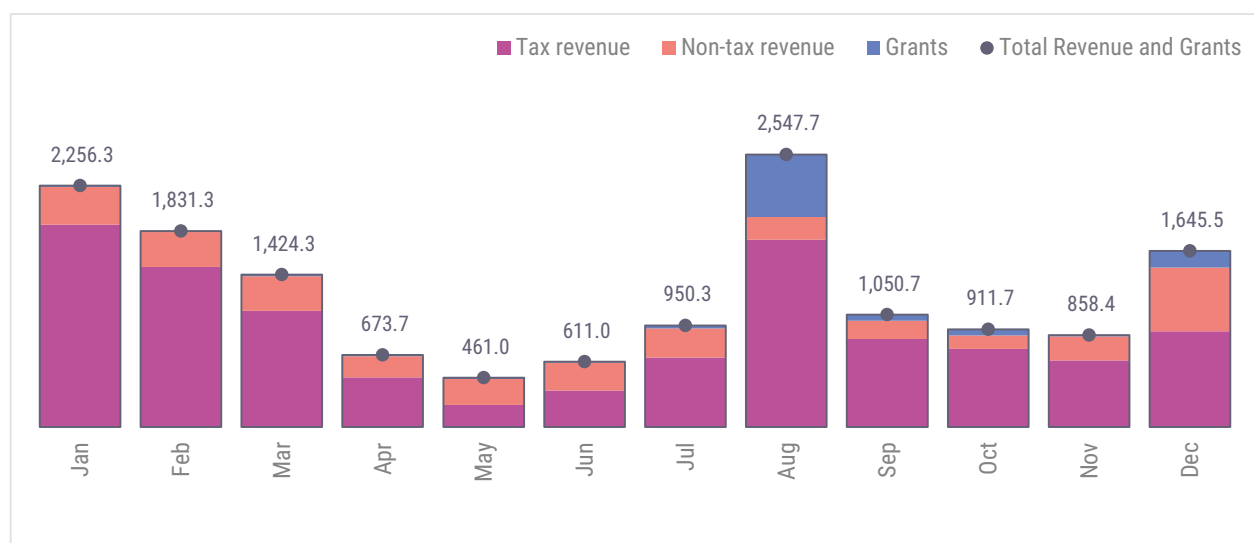
Business profit tax paid by the business in 2020 also declined due to the adverse shocks from Covid-19 and although under the income tax remuneration was taxable, employee withholding tax received was less than forecasted due to salary reductions and lay off due to covid-19.

Even though 2019 was a profitable year for most state-owned enterprises, profits were allowed to be retained due to the cash flow constraints faced by many state-owned enterprises.

Relief measures provide by the government in 2020 resulted in significant decline in revenues for 2020. Some of the measures include import duty reliefs on essential goods for combating the pandemic and deferring resort rent and other land rents for the last two quarters of 2020. In additional, tax deadlines were changed and enforcement measures to collect the dues were replaced with lenient policies such as special installment repayment plans.



**Chart 25: Revenue and Grants recieved in 2020, in millions of MVR**



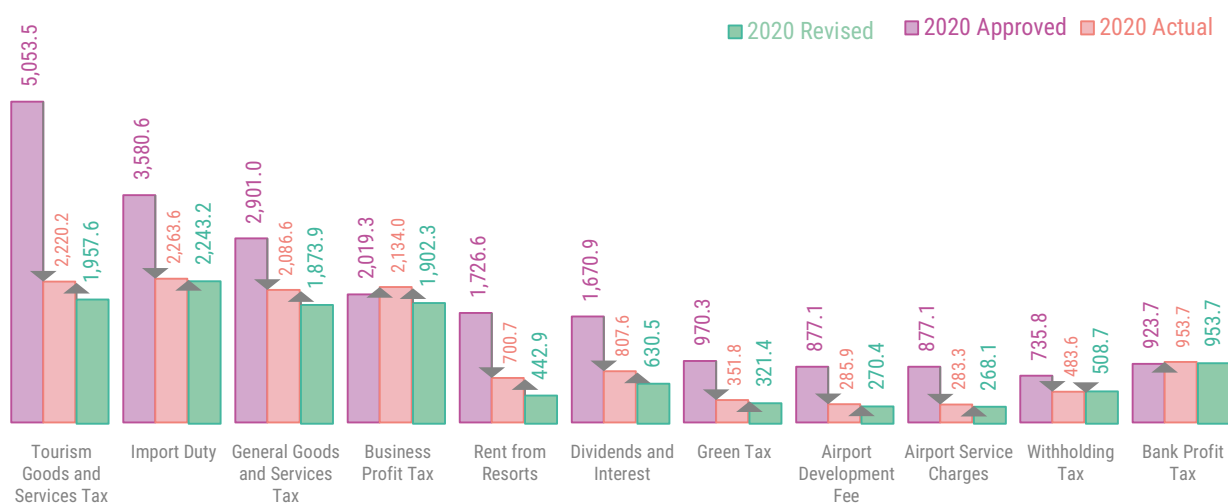
Source: Ministry of Finance

New revenue measures planned for the year were also postponed to reduce the burden on the public and businesses. This includes increase in rates for Airport Service Charge, Airport Development fees, increase in resident permit fees and quota fees.

Even though government revenue decline in 2020, Government received considerable grants to combat the Covid-19 crisis.

Actual total revenues and grants for the year 2020 is MVR 15,221.9 million. This is a decline of 49.1 and 34.5 percent compared to total revenues and grants in 2019 and the initial forecast for 2020 respectively. Tax revenue for 2020 was MVR 10,959.2 million and MVR 3,304.7 million as non-tax revenue. Additionally, the actual grants received in 2020 is MVR 958.0 million.

**Chart 26: Major Components of revised and actual Revenues of 2020, in millions of MVR**



Source: Ministry of Finance

### 3.4 Revenue and Grants 2021

The estimated total revenue and grant for the budget approved for 2021 was MVR 21,128.5 million. This included MVR 10,895.4 million as tax revenue and MVR 8,021.6 as non-tax revenues. Grants were estimated to be MVR 2,211.5 million. Additionally, total revenue and grants includes MVR 3,263.4 million as new revenue measures.

Due to the major decline in revenues in 2020, the forecasts for 2021 were estimated on a moderate scenario where economic growth is expected to grow significantly but does not reach the 2019 levels. Risks for other variants and possibilities of further Covid-19 restriction measures were considered in these forecasts. Despite the cautious optimism, economy grew better than expected due to the successful implementation of Covid-19 control measures.

In 2021, a considerable increment in revenues compared to 2020 was observed. Business activities increased as the restricted measures put in place were slowly eased, and due to the increase in demand the tax revenues increased. Additionally, as result of opening the borders early and keeping the borders open for the

tourists, arrivals is expected to surpass the forecasted projections.

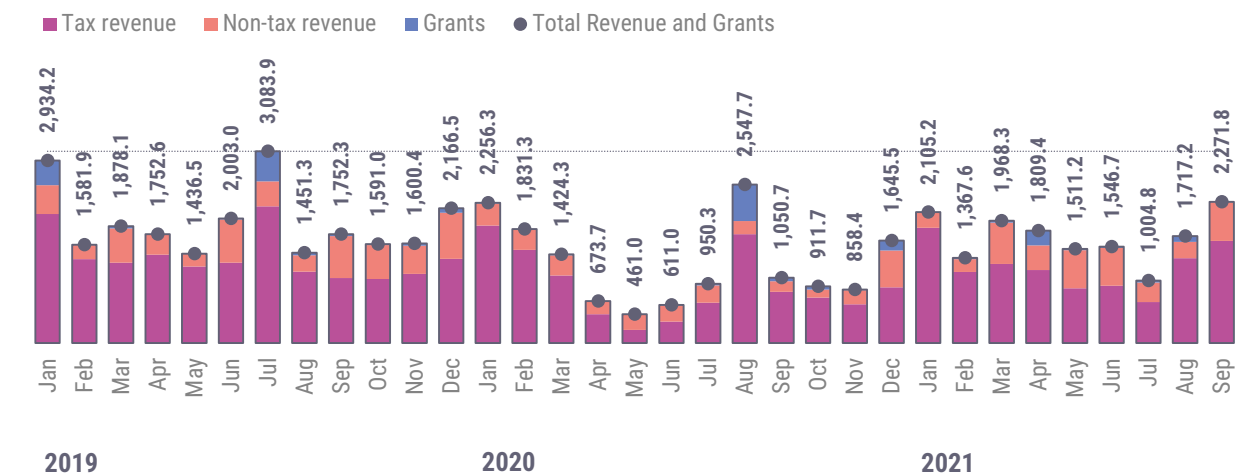
Wholesale and retail trade is also an important sector that generate significant revenue to the government. Lockdowns and movement restriction measures implemented in 2020 had a negative impact on this industry. However, the industry is bouncing back fast in 2021 with the easement of Covid-19 measures.

Even though total revenue and grants declined in the year 2020, a monthly increment of revenues and grants can be observed in 2021.

Total revenue and grants as at September 2021 is MVR 15,302.1 million. This is an increment of 29.6 percent compared to the corresponding period of 2020 as the tax revenues and non-tax revenues are higher due to the economic recovery. Government collected MVR 10,906.1 million as tax revenues during this period and MVR 3,937.7 million as non-tax revenue. Though the revenues have increased, grants received during this period has declined and is 37.8 percent low, compared to the corresponding period of 2020.

The main reason for the increment in tax revenue is due to the increase in tourist arrivals. As a result, revenues directly generated from tourism industry such as TGST,

**Chart 27: Revenue and Grants recieved from 2019 to September 2021, in millions of MVR**



Source: Ministry of Finance

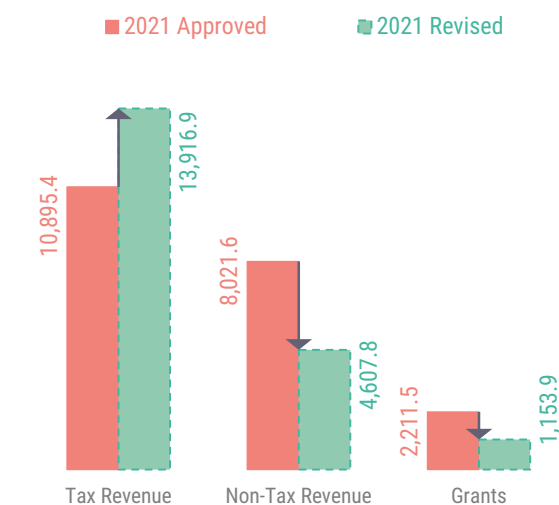
Green Tax, Airport taxes and fees increased compared to last year. Other sectors that benefit from tourism sector, such as the whole sale and retail industry, also recorded an increment in revenue generated. Business activities that were forced to close during the pandemic, are reopening and domestic transportation has picked up, which has led to an increase in the import duty and GGST collected during this year.

BPT collected during 2021 is lower than the previous year, as expected. Most of the businesses declared a lower profit or a loss for the year 2020, due to the challenges they faced with Covid-19 and its responsive measures. As BPT declared and paid this year depends on last year's profits, tax revenue received as BPT declined this year.

Even though non-tax revenues collected until September 2021 is higher compared to the same period in 2020, it is significantly less than the projected numbers. Revenues from sale of land were significantly less than estimated and many of the new revenue measures were not realized.

Though government revenue declined significantly in the year 2020, due to the economic and social challenges

**Chart 28: Difference between Approved and Revised Revenue for 2021, in millions of MVR**

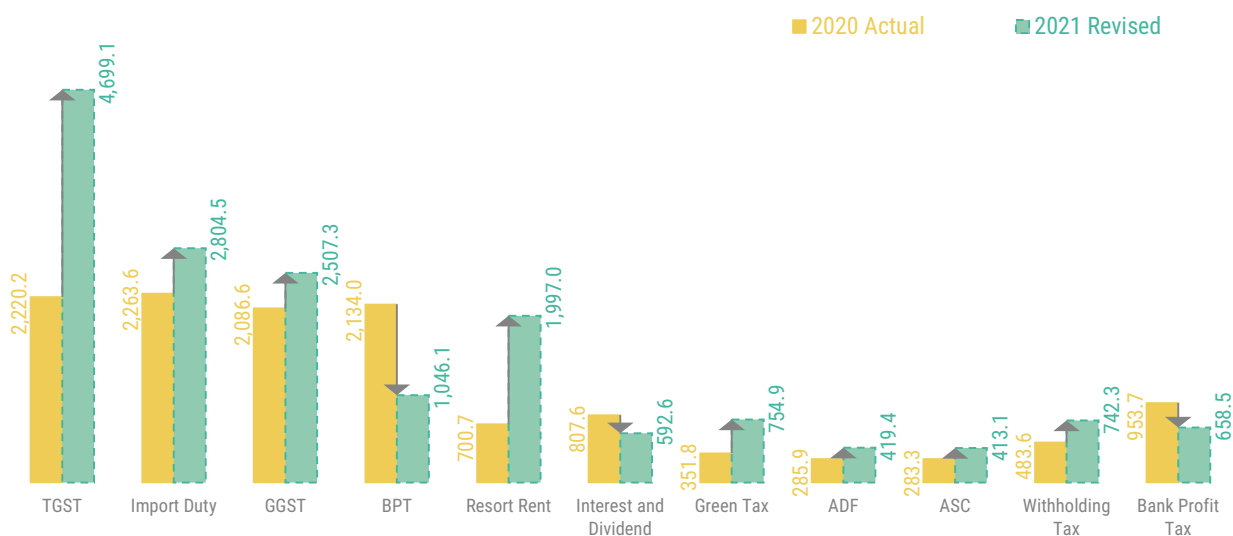


Source: Ministry of Finance

posed by Covid-19, government revenue has started to recover and increase this year. However, recovery in some industries such as the construction sector is expected to be slower than other sectors and it may take a longer period for the performance of these industries to reach 2019 levels.

Considering the factors above, the revised projection of total revenue and grants for 2021 is MVR 19,678.6

**Chart 29: Major components of Actual Revenue 2020 and Revised Revenue for 2021, in millions of MVR**



Source: Ministry of Finance

million. Tax revenues are estimated to be MVR 13,916.9 million and non-tax revenues at MVR 4,607.8 million. Revised grants for 2021 is estimated at MVR 1,153.9 million. Revised total revenue and grants for 2021 is estimated increase by 29.3 percent compared to 2020. Tax revenues is expected to increase by 27.0 and non-tax revenues is expected to be 39.4 percent higher, compared to 2020. Compared to the previous year, revised estimates for grants are an increment of 20.5 percent.

Since tax revenues increased compared to forecasts until September 2021, revised estimates shows that the momentum will continue for rest of the year. The revised forecasts of tax revenues for 2021 is an increment of 27.7 percent compared to the initial forecast. However, due to the non-realization of new revenue measures, the revised estimated for non-tax revenues for 2021 has been revised downward with a decline by 42.6 percent from the initial forecast. Similarly, in line with actual grants received until September 2021, revised estimate for grants for this year are estimated to decline by 47.8 percent, compared to the initial forecasts.

### 3.4.1 Revenue Sources for 2021

#### Import Duty

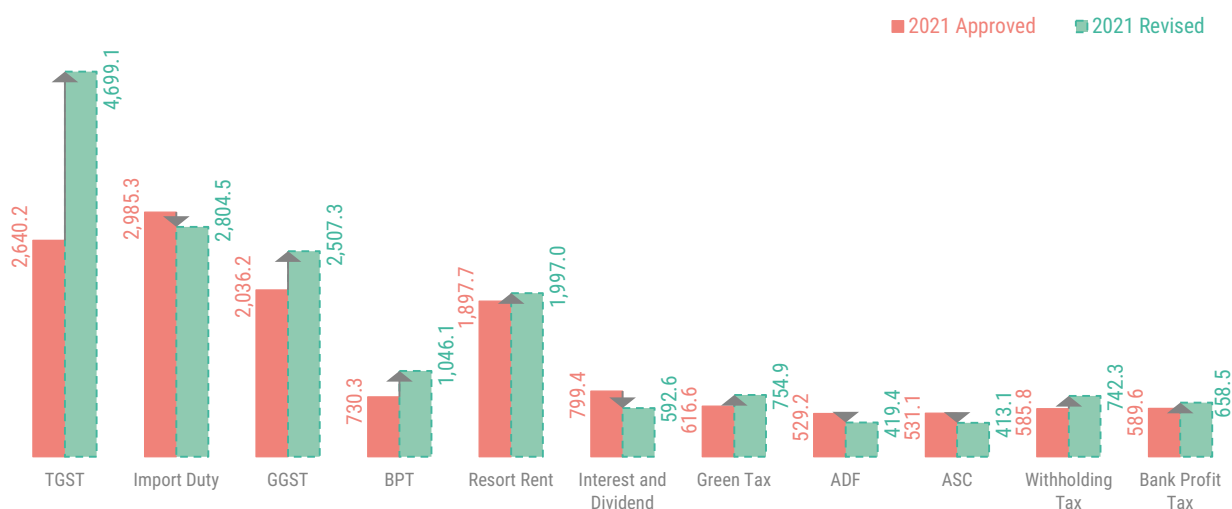
Among tax revenues, import duty is now estimated to contribute MVR 2,804.5 million in 2021. This is an increment of 23.9 percent compared to 2020. Economic recovery and increase in tourist arrivals compared to previous year are the main reasons for this increment. Despite the recovery observed in industries such as tourism and wholesale and retail, the industrial activities are not expected to reach 2019 levels. Moreover, construction sector, which has a major share in imports is recovering at a comparatively slower rate. Though global prices have started to increase, with the current world supply chain issues, volume of imports is expected to be less than previously expected.

#### Business and Property Taxes

Revised estimated for business and property tax for 2021 is expected to stand at MVR 2,664.5 million, a decline of 27.1 percent, compared to 2020. The main contributors to business and property taxes are Business Profit Tax (BPT), Bank Profit Tax and Withholding Tax.

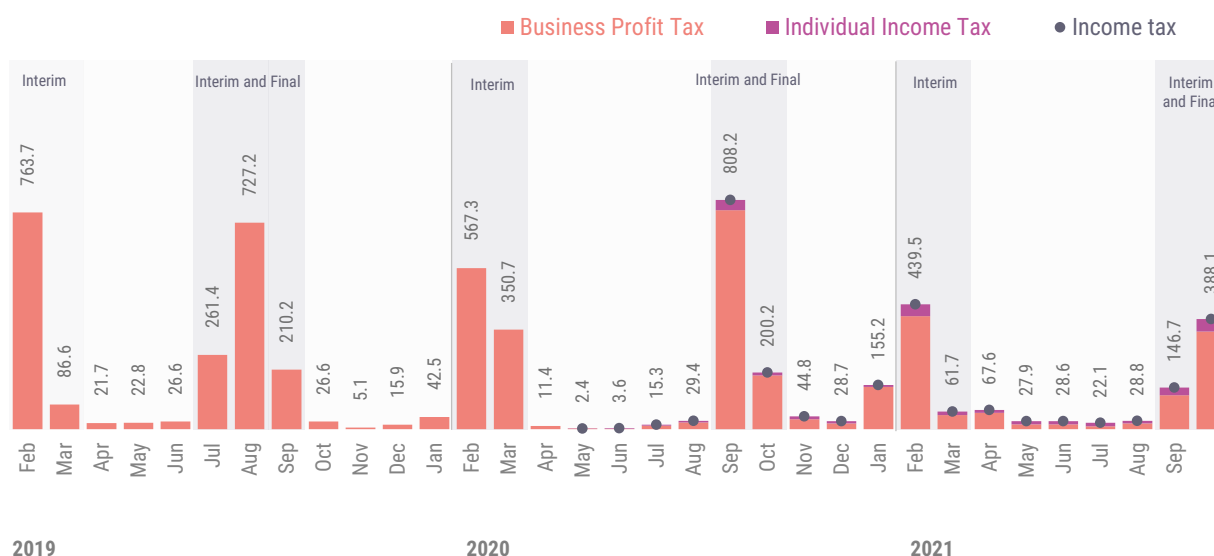
BPT received in 2021 corresponds to the interim and final

Chart 30: Major components of Approved Revenue 2021 and Revised Revenue 2021, in millions of MVR



Source: Ministry of Finance

**Chart 31: BPT and income Tax recieved from 2019 to September 2021, in millions of MVR**



Source: Ministry of Finance

payment made for 2020. Since Business Profit Tax were paid based on profits of 2020, the impact of Covid-19 can be observed from the profit declared. Although, Covid-19 restrictive measures were eased in 2021 and later part of the 2020, lockdown and international travel restrictions had an overall negative Impact on the profitability of the business. However, employee withholding tax is expected to increase in 2021 with the recovery of job market and business activities. Salary cuts to limit business losses in 2020 is also being reversed by many. In this regard, employee withholding tax is expected to increase by 150.0 percent compared to last year.

Although, business profit tax collection declined in 2021, non-resident Withholding tax is expected to increase compared to 2020, with business resuming their activities and reduction in international travel restrictions. In addition to this, an improvement in compliance of non-resident withholding taxpayers was also observed this year.

Bank Profit Tax for 2021 is expected decline by 31.0 percent compared to 2020. Similar to businesses, profits generated by banks in 2020 also decline due to Covid-19. However, it should be noted that Bank Profit tax increased

in the year 2020 as taxes were paid in interim payments, unlike the previous years. In the wake of the pandemic, banks provided special financial facilities to liquidate the businesses and provide loan moratorium to elevate the burden on the businesses. Despite a decline in taxes paid compared to 2020, its noteworthy to highlight that, taxes paid in 2021 is 11.7 percent higher compared with the initial forecast for 2021.

### Goods and Service Tax

Goods and services Tax comprise of Tourism Goods and Services Tax (TGST) and General Goods and Services Tax (GGST). Revised forecasts for 2021 shows that revenue from Tourism Goods and Services Tax (TGST) will increase by 111.7 percent in 2021 compared to 2020. Main reasons for this increase is the increase in tourist arrivals and bed nights compared to 2020. Tourist establishment average daily rate (ADR) also saw an increase in 2021. As a result, revised estimates for TGST is an increment of 78.0 percent from the initial forecast.

GGST for the year is now estimated to increase by 20.2 percent compared 2020. Consumer spending

and domestic demand has increased significantly with the easing of lockdowns and Covid-19 restrictive measures. The recovery of tourism also contributed to the growth of GGST collection as indirect sectors to tourism such as whole and retail industry observed an increase in sales with the increase in tourist arrivals. As such, revised estimates for GGST is an increment of 23.1 percent compared to the initial forecast.

### Other Taxes and Duties

Main contributors to other taxes and duties are Green Tax and Airport Service Charge. Revised estimates for Airport Services Charge for 2021 is MVR 413.7 million. This is an increment of 45.8 compared to last year and a decline of 22.2 from the initial forecast due to postponing the rate changes. The roll out of successful vaccination campaigns has led to opening of borders by most of the countries and as a result, international air transport has increased. In addition, the successful implementation of responsive measures has also contributed to the increase in tourist arrivals. These factors collectively contribute to the expected year on year increase in airport service charge collection.

With the increase in tourist's arrivals, income from Green Tax is now expected to increase to MVR 754.9 million. This is an increment of 114.6 percent compared to 2020 and 22.4 percent compared to initial forecast.

Revised forecast for other taxes and Duties for 2021 is MVR 1,171.0 million. This represent an increase of 65.5 percent compared to 2020.

### Fees and Charges

Revised estimate for fees and charges are MVR 953.1 million, a decline of 3.8 percent compared to 2020. Though an overall decline is expected to be observed, Airport Development Fee and revenue fee collection, major components of fees and charges, are expected to increase. One of the contributing factors for this increase in Airport Development Fee is the increase in tourist arrivals. Revised estimate for ADF is an increment

of 46.7 percent in contract to last year. Revenue fee collection on imports is also expected to increase compared to 2020.

However, revised estimate for fees and charges show a decline compare to initial forecast as approved changes for Airport development fees were postponed to 2022. Additionally, Quota fee planned for this year has also been postponed to 2022 and Resident Permit Fees recorded under Fees and Charges were moved to registration and license fees, as a result the revised estimates are lower than initial forecast.

### Property Income

Revised forecast for property income for 2021 is MVR 2,154.3 million, an increment of 167.1 percent compared to 2020. This increase in property income is mainly contributed by increase in resort rent paid. Resort rent corresponding to last 2 quarters of 2020 were deferred to June 2021 as a result collection in 2021 increased significantly. Other rent to be paid to the government in 2020 were also deferred and collected in 2021, which contributed to this increase. However, Government was not able to lease new islands for resort development as planned and due to various challenges sale of land and real estate tourism were not implemented this year. Consequently, the revised forecasts observed a decline of 54.4 percent compared to the initial forecasts.

### Interest and Profits

Interest income for 2020 is now estimated to be MVR 592.6 million, which is a decline of 26.6 percent decline compared to last year. State owned enterprises paid MVR 324.0 million as dividend in 2020 whereas the revised dividend estimated for 2021 is MVR 582.2 million. Revised estimates for 2021 are lower compared to the initial forecast as the profits declared for 2020 is less than forecasted and as some state-owned enterprises were given the opportunity to retain profits for financing major on-going capital projects.

Additionally, other interest income is expected to decline by 97.7 percent compared to last year, due to deferment provided for loans and decline subsidiary loan interest payments. Moreover, profit declared by Maldives Monetary Authority for the year also declined due to Covid-19.

## Grants

Revised estimate for grants for 2021 is MVR 1,153.9 million. This represents an increment of 20.5 percent compared to 2020. Maldives received grants from many countries and organizations to combat the Covid-19 crisis in the form of goods and cash. Works are ongoing to achieve the target of USD 100.0 million as grants for this year.

## 3.5 Revenue and Grants 2022-2024

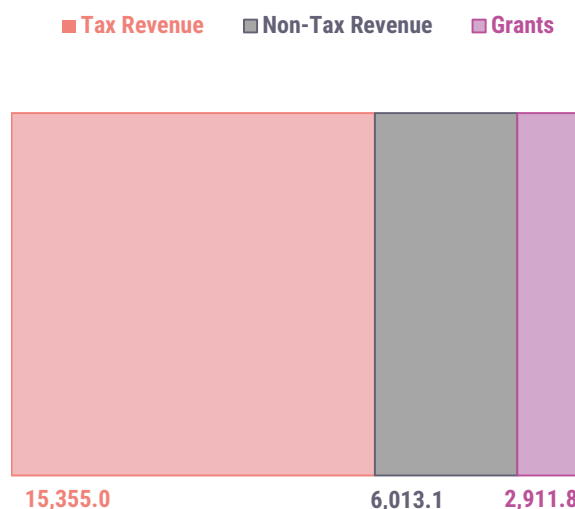
The Maldivian economy is currently recovering after the downturn in 2020, which was caused by the Covid-19 pandemic. Though it is not expected that the economic activities would reach pre pandemic levels, annual GDP growth in the year 2022 is expected to be higher compared to the past few years, and government revenue is also expected to increase during this period. As such, total revenue and grants for the year 2022 is forecasted to be MVR 24,279.9 million, which is 23.4 percent higher than the revised forecast of total revenue and grants for the year 2021. This includes MVR 15,355.0 million from taxes, MVR 6,013.1 million from non-tax sources and grants are estimated to be MVR 2,911.8 million. Total revenue and grants also includes MVR 727.0 million that is expected to be received from new revenue measures which are planned to be implemented during the year 2022.

Compared to the revised estimates of 2021, tax revenue is expected to increase by 10.3 percent and non-tax revenue is expected increase by 30.5 percent. Grants received is expected to increase by 152.3 percent in 2022, compared to the revised forecasts for the year 2021.

As tourism sector is anticipated to grow in 2022, it is expected that the revenue received from this sector will increase as well. In addition, the recovery and growth of tourism industry will have spillover effects on other economic sectors, increasing trade activities throughout the economy. Furthermore, profits declared by businesses for the fiscal year 2021 are also expected to be higher than the previous year and therefore, income tax, goods and service tax and import duty is forecasted to increase in the year 2022. Non-tax revenue collection for the year 2022 is also forecasted to increase as dividends received from state owned enterprises is expected to be higher than the revised forecasts for 2021. Subsidiary loan interest payments that were delayed due to the Covid-19 pandemic are also expected to be received in the year 2022.

Revenue is also expected to increase as new revenue measures proposed in the budget 2021, but not yet implemented, are planned to be implemented during the year 2022. As such, amendments to Airport Taxes and Fees Act are to be implemented from January 2022. Once collection of Departure Tax and Airport Development Fee is instigated as stipulated in these amendments, revenue

**Chart 32: Major Components of Revenue and Grants for 2022, in millions of MVR**



Source: Ministry of Finance

is expected to increase. Implementation of Expatriate Quota Fee that was previously planned for the year 2021 has now been postponed to January 2022, which again contributes toward the forecasted increment in government revenue. With increased efforts to develop real estate tourism and land sales, revenue is expected to increase further.

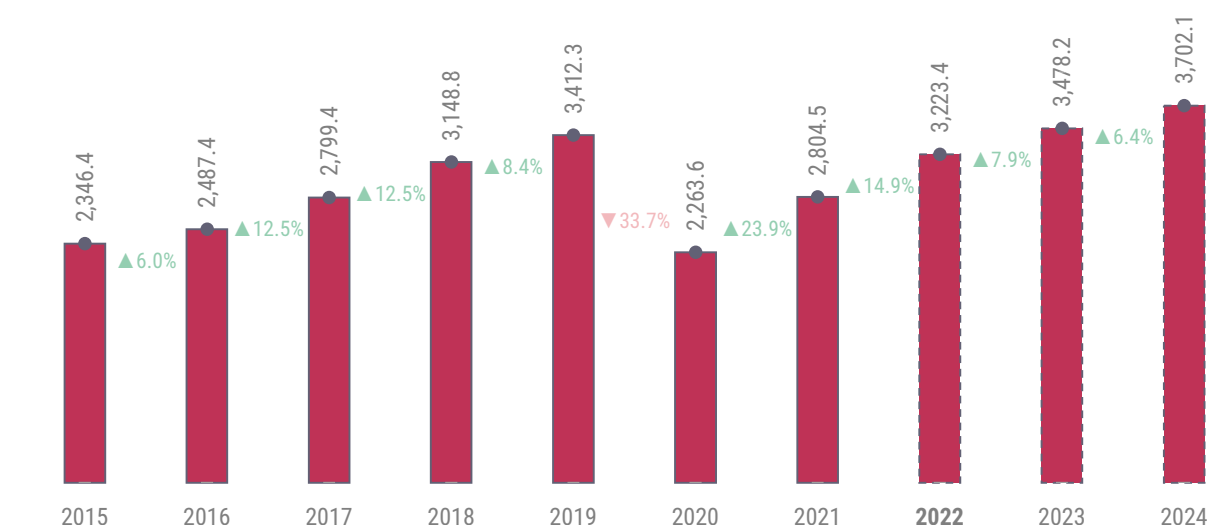
Grants received is expected to increase in 2022 as disbursements of projects carried out under grants is anticipated to be higher, compared to 2021. Additional USD 150 million has also been included as grants planned to be secured in 2022. As the Maldivian economy has already started recovering from the recession caused by the Covid-19 pandemic, medium term revenue is expected to increase. In the medium-term projections, grants forecasted for 2023 is higher than 2022 as the USD 150 million invested by the Indian Government in Maldivian Government Treasury bills, through State Bank of India, is arranged to be converted to a grant during the year 2023.

### 3.5.1 Revenue Sources for 2022

#### Import Duty

Import Duty for the year 2022 is estimated to be MVR 3,223.4 million, which is an increment of 14.9 percent compared to the revised revenue forecasts for 2020. Import Duty is expected to increase as the economy is projected to grow and goods imported are expected to increase with the positive developments in tourism sector. In addition, commodity prices in the international market are also expected to increase in the medium term. However, as border restrictions continue to be implemented by numerous countries, in addition to the current international supply chain issues, revenue collected as import duty is not expected to reach the pre-Covid levels. This delay is further exacerbated by the changes brought to Import Export legislations in the year 2020, which includes calculating duty based on FOB, rather than COB. Import duty is expected to reach pre-Covid levels by the year 2023, and as the economy is expected to grow over the medium term, import duty is also expected to increase over medium term.

**Chart 33: Actual Import Duty received from 2015 to 2020 and forecasted Revenue for 2021 to 2024. in millions of MVR**



Source: Ministry of Finance



## Business and Property Taxes

MVR 2,711.3 million is forecasted as Business and Property Taxes for the year 2022. This is an increment of 1.8 percent compared to the revised forecast for the year 2021.

Though Business Profit Tax (BPT) has declined in the year 2021, it is expected to start increasing from 2022 onwards. As such, revenue as BPT is forecasted to be MVR 1,232.1 million. This is an increment of 17.8 percent compared to the revised projection for 2021. Business activities are picking up after the decline in 2020 and the economy is growing, with the medium-term projections being positive. As BPT paid in 2022 is based on the business profits for 2021, BPT revenue in 2022 is expected to be comparatively higher.

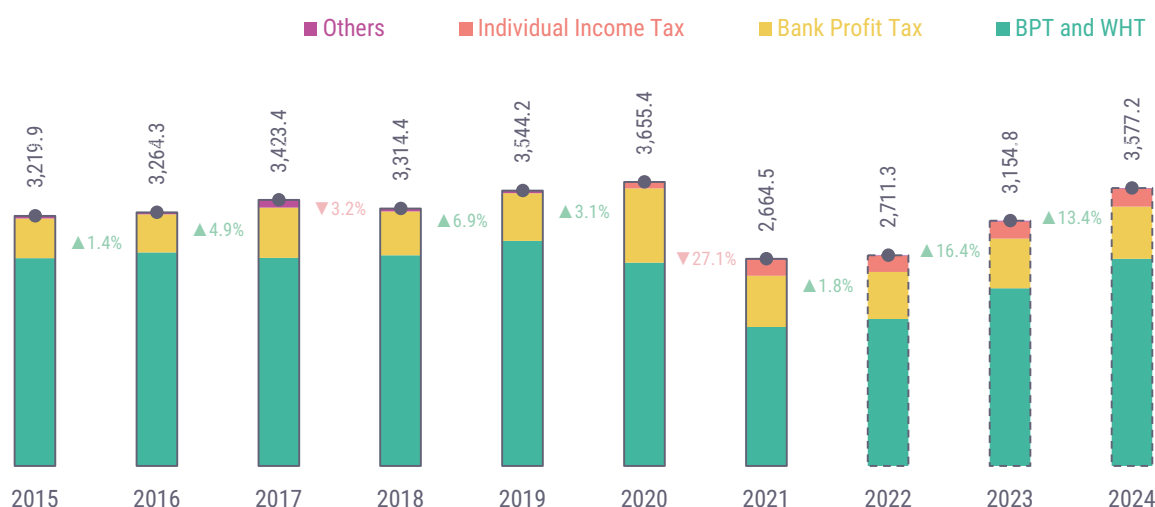
Though GDP is projected to increase in the year 2022, not all business sectors are expected to grow. Thus, carried forward losses by the businesses and refunds under the Income Tax regime are considered in the BPT forecasts. Moreover, with the introduction of minimum wage, business expenses on wage & salaries are expected to increase. Therefore, BPT revenue in the year

2022 is not expected to reach the pre-Covid levels in the upcoming year. However, BPT revenue is not expected to be affected due to the exemptions allowed under amendments brought to the Income Tax Act in the year 2021. BPT revenue is also expected to increase over the medium term as it is projected that the economy will grow in medium term.

Personal Income Tax is expected to decline by 1.7 percent compared to the revised forecasts for 2021 as losses declared in the year 2020 are expected to be carried forward for the upcoming years. The projected revenue for personal income tax is MVR 204.6 million, for the year 2022. Revenue received as personal income tax is expected to increase over the medium term as loss carried forward is projected to decline over the years and economic growth will have a positive impact on business profits, while creating new employment opportunities.

Forecasted Bank Profit Tax revenue for the year 2022 is MVR 603.4 million. This is a decline of 8.4 percent compared to the revised forecasts for 2021. A decline is projected as profits declared by banks are expected to decrease, due the moratoriums and other reliefs

**Chart 34: Actual Business and property tax recieved from from 2015 to 2020 and forecasted Revenue for 2021 to 2024. in millions of MVR**



Source: Ministry of Finance

that the banks provided thorough out the pandemic. Nevertheless, as the economy is already recovering, Bank Profit Tax is expected to increase from 2023 onwards.

## Goods and Service Tax

Goods and Services Tax for 2021 is estimated to be MVR 7,699.4 million, which is an increase of 6.8 percent compared to 2021 revised estimates.

The revenue from Tourism Goods and Services Tax (TGST) is estimated to be MVR 4,821.8 million. This is a 2.6 percent increment compared to the revised estimates for 2021. TGST is estimated to increase since tourism sector performance is expected to be better than 2021, with an increase in number of arrivals and bed nights. 2022 also marks the 50<sup>th</sup> anniversary for Maldives Tourism Industry, and numerous additional promotional activities are planned for the year, which is expected to contribute towards the increment in revenue. As such, bed nights is estimated to increase by 18.1 percent compared to 2021 and as border control measures are likely to be eased over the next few years, bed nights are also expected to increase in the medium term. ADR is the other measure considered in the TGST forecasts and significant changes to ADR are not expected for the year 2022. However, as the low-end market is expected to

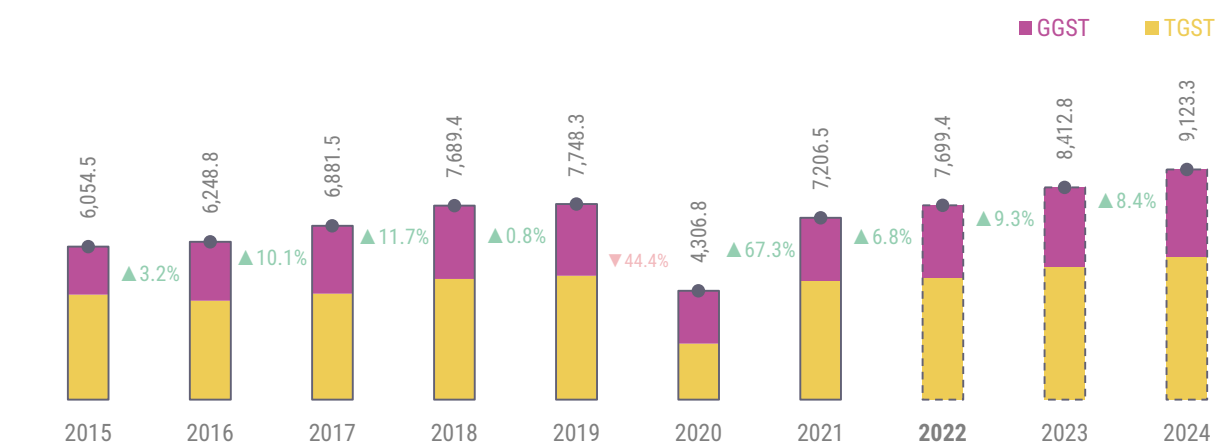
return to the pre-Covid levels, ADR is projected to decline over the medium term.

Economic growth rate is expected to increase in the year 2022 and thus, GGST is expected to increase. As nominal GDP in 2022 is projected to be higher than 2021 and with the economic growth, both business activities and industrial activities are expected to increase, Thus GGST is expected to increase by 14.8 percent, compared to 2021. MVR 2,877.5 million is the forecasted GGST for 2022 and it is expected to increase over medium term, as business activities are projected to increase over time.

## Other Taxes and Duties

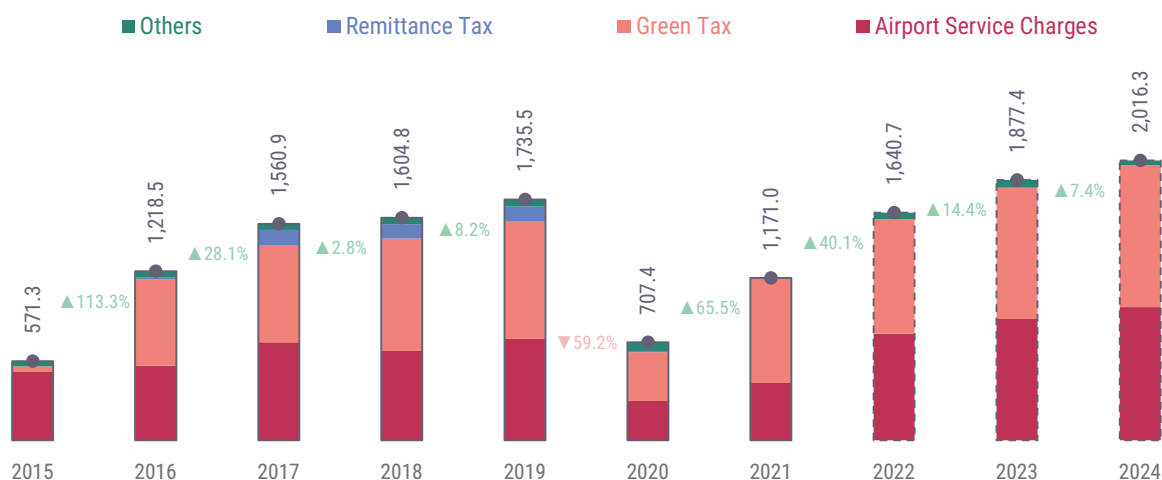
Fees and Charges are estimated to be MVR 1,640.7 million, which includes MVR 769.2 million forecasted for Departure Tax (Airport Service Charge). Departure Tax (Airport Service Tax) is expected to increase by 86.2 percent compared to the revised projections for 2021. Departure Tax is expected to increase as the amendments brought to the Airport Taxes and Fees Act are to be implemented from January 2022 onwards. Additionally, international flights are expected to increase in the upcoming year and tourist arrivals are also forecasted to increase. Moreover, tourist bed nights are also forecasted to increase in 2022 and thus Green Tax is expected to increase accordingly. For the year

**Chart 35: Actual GST recieved from from 2015 to 2020 and forecasted Revenue for 2021 to 2024. in millions of MVR**



Source: Ministry of Finance

**Chart 36: Actual other taxes and duty recieved from from 2015 to 2020 and forecasted Revenue for 2021 to 2024. in millions of MVR**



Source: Ministry of Finance

2022, Green Tax is projected to be MVR 823.7 million, which is an increment of 9.1 percent compared to the year 2021.

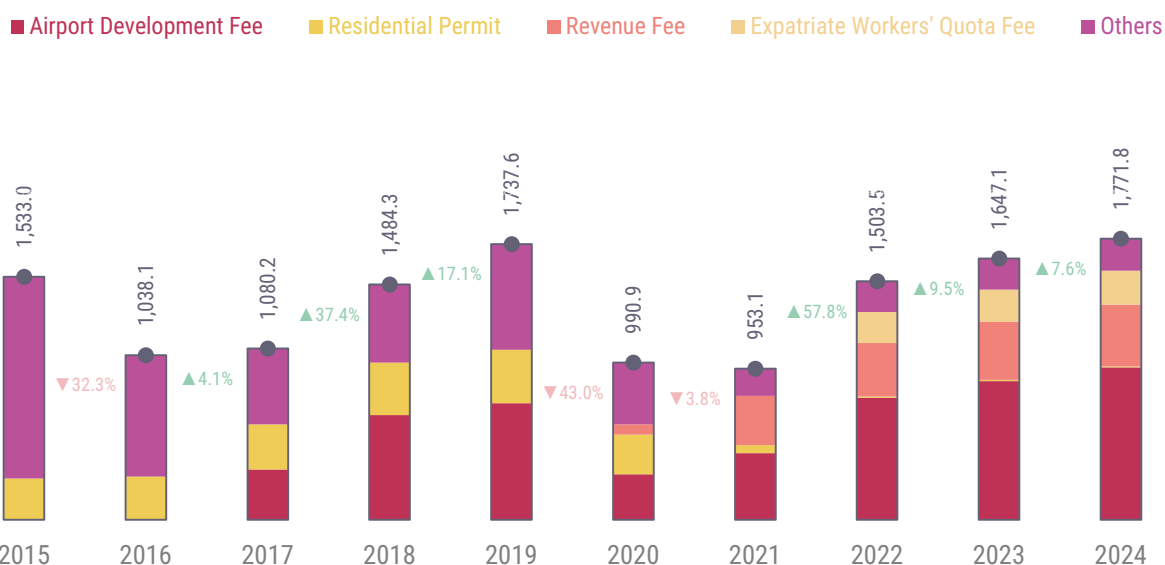
As other taxes and duties are expected to increase from next year onwards, revenue is expected to surpass the collection of 2019, in the year 2023.

Forecasts for other taxes and fees include MVR 47.7 million projected to be collected as Plastic Bag Tax, which is to be introduced and implemented in the year 2022.

### Fees and Charges

Forecasted revenue as fees and charges for the year 2022 is 57.8 percent higher than the revised forecasts

**Chart 37: Other fees and charges from 2015 to 2020 and forecasted Revenue for 2021 and 2024, in millions of MVR**



Source: Ministry of Finance

for 2021. The main reason for this increment is due to the expected increase in tourist arrivals and implementation of amendments to the Airport Taxes and Fees Act. As such, Airport Development Fee is forecasted to be MVR 769.2 million, which is an increment of 83.4 percent compared to the revised forecasts of 2021. In addition, as imports are expected to increase in 2022, revenue fee is also expected to increase. Moreover, Expatriate Quota Fee is also planned to be collected from January 2022 onwards and MVR 194.8 million is expected to be collected as Expatriate Quota Fee in the year 2022. Fees and charges are expected to increase over the medium term and the revenue is forecasted to reach pre-Covid levels by the year 2024.

### Property Income

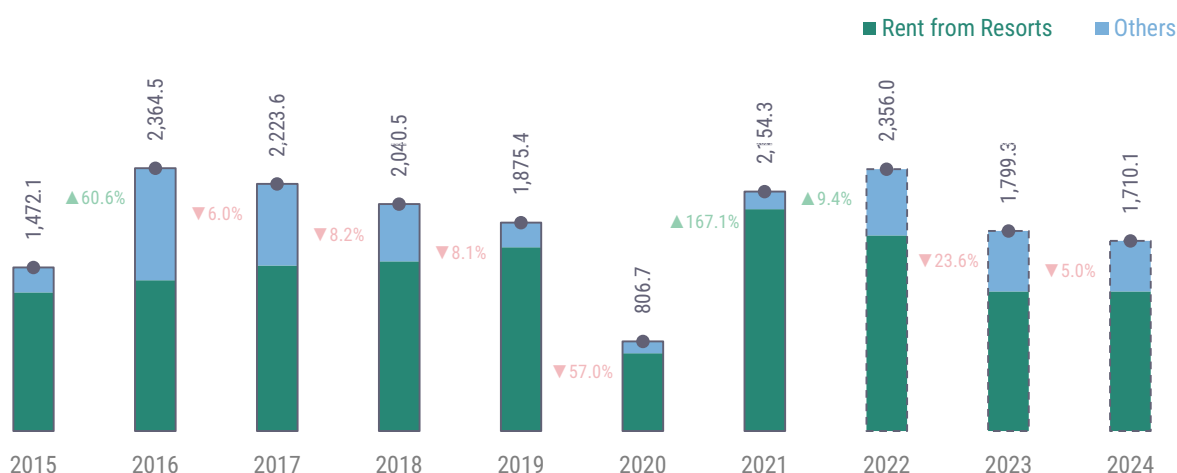
The forecast for Property Income for 2022 amount to MVR 2,356.0 million. This is an increment of 9.4 percent compared to the revised forecasts for 2021. Property income is expected to be relatively higher than 2021 due to the new revenue measures proposed for 2022. As such, revenue from leasing out new islands for resort development and the revenue impact of implementing sale of land policy proposed in 2021 has been included in the Budget 2022. However, revenue received as resort land rent and rent from uninhabited islands is expected

to be lower than the revised forecasts for 2021 as the revenue of 2021 is exceptionally high with the deferred payments from 2020. Furthermore, land sales tax is expected to decline from 2023 onwards and property income is forecasted to decline over the medium term.

### Interest and Profits

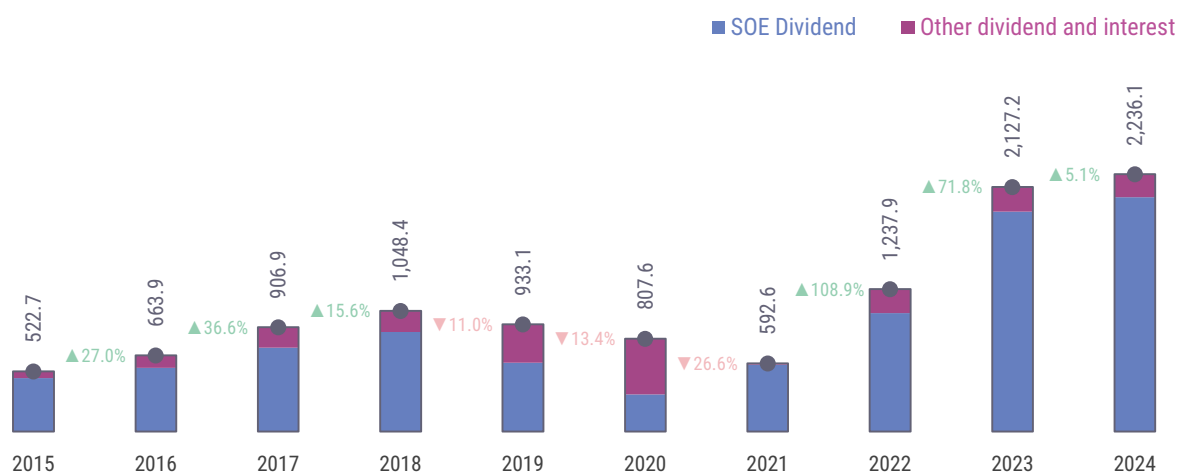
Interest and Profits for 2022 is forecasted to be MVR 1,237.9 million, an increase of 108.9 percent compared to 2021. This increment is forecasted as the dividends government receive from state owned enterprises is expected to increase, as the economy has already started recovering. However, Maldives Airports Company Ltd has been provided the opportunity to retain their profits instead of paying dividends, which the company can use to settle the expenses related to the Airport Development Project. This project is expected to be completed in the year 2023 and the company is expected to pay full dividend from that year onwards. In addition, Maldives Post Limited is expected to settle their unpaid dividends from 2022 onwards. With real estate tourism development, Maldives Fund Management Corporation is also expected to pay interim dividends in the year 2022. Moreover, deferred interest payments of the government subsidiary loans are also expected to be received during the year. Dividends from state owned

**Chart 38: Property Income from 2015 to 2020 and forecasted Revenue for 2021 and 2024, in millions of MVR**



Source: Ministry of Finance

**Chart 39: Interest and Dividends from 2015 to 2020 and forecasted Revenue for 2021 and 2024, in millions of MVR**



Source: Ministry of Finance

enterprises are projected to increase in the medium term, with the positive economic outlook for this period. Thus, interests and profits are forecasted to increase in the medium term.

### Grants

Grants for the year 2022 is estimated to be MVR 2,911.8 million, which includes USD 150 million as cash grants planned to be secured. Moreover, project grants are estimated to be MVR 598.7 million. Forecasts for grants is an increment of 152.3 percent compared to the revised forecasts for grants in 2021. As it has been assured that the Indian Government investment of USD 150 million in government treasury bills through the State Bank of India will be converted to a grant amount in the year 2023, it is expected that grants will be higher in that particular year, compared to the year 2022.

### 3.5.2 New Revenue Measures of 2022

Income from new revenue measures proposed for the 2022 budget is expected to generate MVR 727.0 million. New revenue measures proposed include sale of reclaimed land for residential purpose, charging a Plastic Bag Tax, introduction of real estate tourism and issuance of new islands for resort development.

#### Real Estate Tourism

Introduction of real estate tourism was initially a new revenue measure proposed in the Budget 2021. Lands are to be leased out for the purpose of real estate tourism through Maldives Funds Management (MFMC). As such, the company is expected to reclaim 4 islands and lease out them for real estate tourism in the year 2022. The government will receive revenue from these projects in the form of dividends paid by MFMC from the profits they generate through sales.

MFMC is expected to declare dividend in 2022 for efficient cost management and to contribute to government revenue. It is estimated that the company would declare a dividend of MVR 231.3 million in the year 2022.

## Opening New Islands for Resort Development

12 new islands are planned to be opened for resort development in 2022, at an acquisition fee between USD 700,000 and USD 1 million. This is expected to generate MVR 148.0 million as revenue in the year 2022. Acquisition fee is expected to be lower for these islands, compared to the previous rates, as the islands are smaller in size and the investment demand for them is comparatively low. Ministry of Tourism is consistently working to sell these islands at various platforms.

## Sale of Land

In order to get a portion of the government budget spent on reclamation of land for residential purposes, 30 percent of 30 percent of these lands are planned to be sold to private parties. As the reclamation expense was funded using taxpayer money, it is expected that the benefit of such reclamation can be spread across all taxpayers through such sales. This policy will also increase the demand of land and revenue generated from land in the islands. This policy was also proposed as a new revenue measure in the budget 2021, but due to various challenges, it has not been implemented during the year. Such challenges include not being able to verify the jurisdiction of lands, under the Decentralization Act. After addressing such challenges, the policy is expected to be implemented in the upcoming year and the revenue from it is projected to be MVR 300.0 million.

## Introduction of Plastic Bag Tax

Implementation of the single use phase out plan is a top priority of the government and introducing a market-based instrument such as a tax or levy on certain items, including plastic bags, is one of the measures included in this plan by the Ministry of Environment, Climate Change and Technology. Charging a tax on plastic bags is one of the most successful measures implemented by various other countries, in their efforts to reduce single use plastic. In most of the countries, a price between MVR 1 and MVR 4.5 is charged, and such countries

report a decline of plastic bag usage by 60 – 90 percent. Thus, this policy measures has been proven effective and is evidence based.

The single use phase out plan suggests MVR 2 to be charged per each plastic bag sold. This policy is planned to be introduced in June 2022 and is expected to generate MVR 47.7 million as revenue during the year.

	MVR Millions
Plastic Bag Tax	47.7
Opening New Islands for Resort Development	148.0
Real Estate Tourism	231.3
Sale of Land	300.0
<b>Total</b>	<b>727.0</b>

Source: Ministry of Finance

## 4. Government Budget

The government primarily allocates spending for the provision of public services, social protection of citizens, infrastructure development and activities to facilitate the economic development of the nation. In addition to this, the Government budget also includes spending on debt repayment and contributions to international financial institutions.

It should be noted that expenditure and budget are two different concepts. Government expenditure includes transactions that are categorized as expenditures in Government Finance Statistics (GFS). In financial accounting conventions, these are transactions that could be recorded in the Profit and Loss Account. Transactions such as repayment of principle amount of debt are not considered as expenditure; as under accounting conventions they would be recorded in the Balance Sheet. The expenditure relating to the debt would have been already recorded when the disbursement on the debt happened. However such transactions are included in the total budget as it

---

requires cash flow. Therefore total budget is the sum of government expenditure and certain transaction not defined as expenditure.

Government expenditure is divided into Recurrent and Capital expenditure. Recurrent Expenditure includes expenses related to public administration, provision of public services, subsidies and grants. Capital Expenditure consists of expenses incurred for acquiring fixed assets, spending on developmental projects, capital investment outlays, as well as expenditures on capital equipment.

## 4.1 Changes in Government Expenditure

Over the past years, government expenditures has been increasing year by year. From 2007 onwards, over a period of 15 years government expenditure has increased by 4 times. The reasons for this growth include the expansion of the government administrative system, the expansion of public services and the upgrading of the services provided, the expansion of social protection framework, higher spending on infrastructure development and the increase in prices of the goods and services.

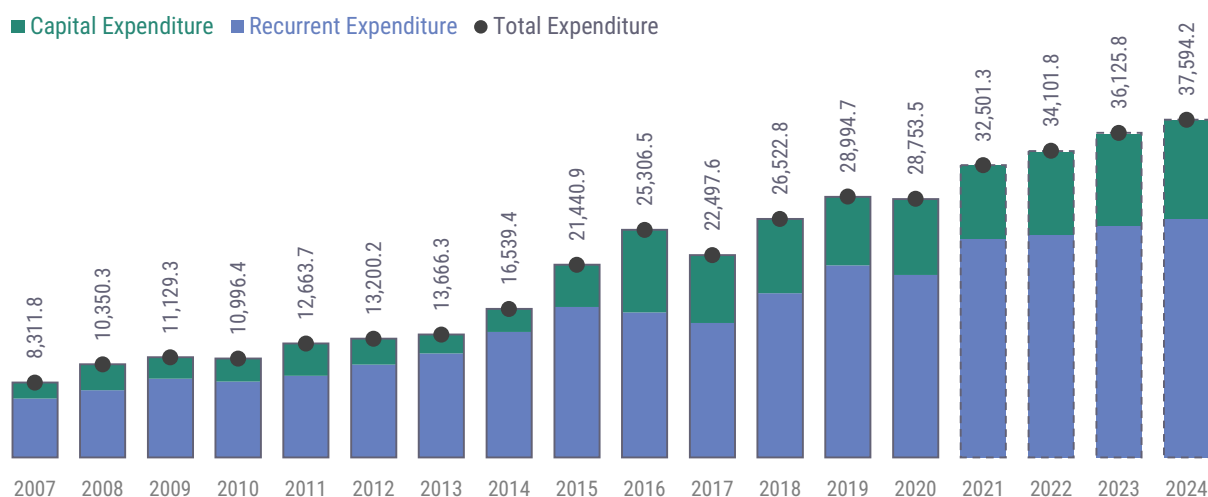
In the past 15 years recurrent expenditure has increased on average by 10.9 percent per annum. With the enactment of the new constitution in 2008, significant changes were brought to the government administrative system, including the separation of the 3 branches of government, introduction of new independent institutions, and the overall expansion of the government administrative system. Consequently this has led to further growth in government employees and the spending on employees. The spending on employees has also increased due to the changes in salaries and salary structures across government agencies over the past years. Another area in which recurrent expenditure has grown over the recent past is the spending on social protection. In the past 15 years, expenditure on social protection has grown with the establishment of the universal health insurance system, changes to the pension system and the expansion of direct and

indirect subsidies. Over the past 15 years recurrent expenditures has primarily been reduced in response to economic crises. As such recurrent expenditures were cut in 2010 and 2020 due to the fall in revenue as a result of economic crises. Other than these two years recurrent expenditures were cut in 2016 and 2017 due to the discretionary measures taken by the government to reduce expenditures, primarily the expenditure on subsidies. However, as the subsidies were reinstated in 2018 spending on this area has since been increasing.

In the past 15 years, capital expenditure has increased on average by 17.7 percent per annum. The growth has accelerated particularly since 2015 and has been maintained at a high level. This is primarily due to the large infrastructure development projects undertaken by the government in recent years. This includes major investment undertaken for the development airports, bridges and housing.

The expenditure as a percentage of nominal GDP was on average 34.6 percent over the last 15 years. During the period of 2007 to 2013, expenditure as a percentage was on a declining trend as the increase in GDP outpaced the growth in expenditures. As such expenditure as a percentage of nominal GDP fell from 34.8 percent in 2007 to 27.0 percent in 2013. However this trend was reversed as government expenditure grew with the sharp growth in capital expenditures with the initiation of significant infrastructure development projects. As such expenditure as a percentage of GDP increased from 29.1 percent in 2014 to 37.6 percent in 2016. With the implementation of expenditure reduction measures during 2016 and 2017, combined with the fall in global commodity prices and accelerated growth in GDP, government expenditure as a percentage of Nominal GDP reduced to 30.8 percent in 2017. However, as the expenditure reduction measures undertaken in the previous two year were rolled back in 2018 recurrent expenditures as a percentage of Nominal GDP returned to an increasing trend.

Chart 40: Government Expenditure, in millions of MVR



Source: Ministry of Finance

In 2020 due to the unprecedented decline in GDP due to the Covid-19 pandemic government expenditure as the percentage of GDP has increased sharply. Over the medium term government expenditure as a share of GDP is expected to remain at higher than period average levels. Looking at the projected expenditure trend for the medium term, overall government expenditure is expected to grow with higher capital expenditures with implementation of ongoing large infrastructure development projects, despite tighter controls on the growth of recurrent expenditure. However, as GDP is expected to recover strongly from the impact of Covid-19 expenditure as a share of GDP is projected to come down over the medium term.

## 4.2 Budget 2020

The budget approved by the People's Majlis for the year 2020 was MVR 37,871.3 million, out of which expenditure was MVR 35,966.4 million. As government revenue was impacted by the Covid-19 pandemic, expenditures had to be reprioritized during the year. As such, government expenditure was reduced in some areas, while additional allocations were made for health and social protection. At the end of 2020, the total budget was at MVR 30,156.5 million. From this total expenditure was MVR 28,753.5 million, which was 20.1 percent lower than the amount

initially approved for the year 2020, and around the same level as 2019.

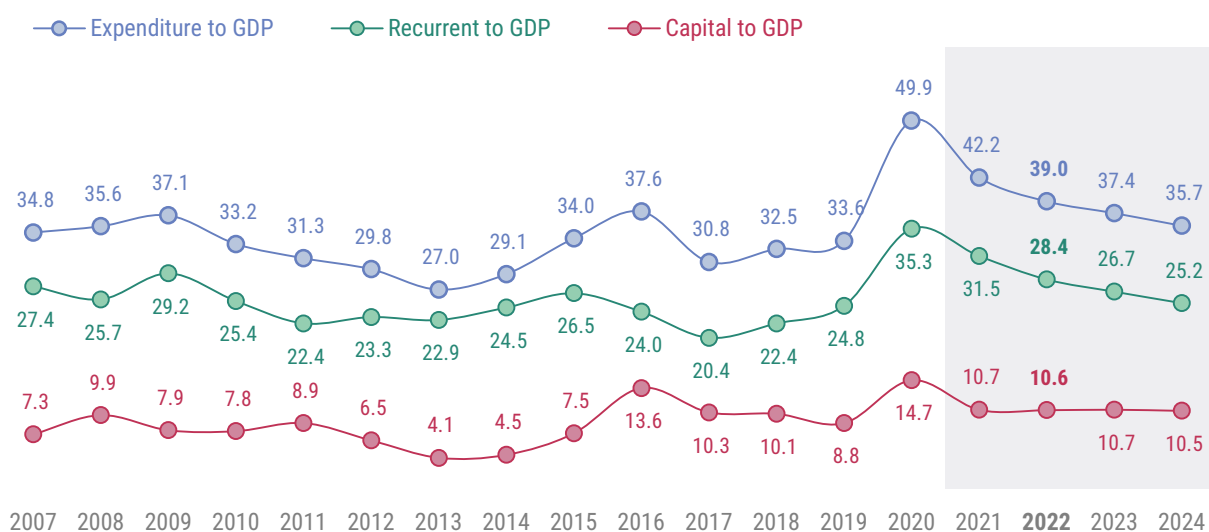
From the 2020 budget MVR 20,307.4 million, equivalent to 67.3 percent of the total budget was spent on recurrent expenditures. Capital expenditure stood at MVR 9,849.1 million, which is 32.7 percent of the total budget. Within capital expenditures, MVR 4,791.2 was spent on the Public Sector Investment Programs.

Recurrent expenditures in 2020 were 5.0 percent lower than 2019. This is largely due to preventive measures taken against Covid-19, which included extended periods of work from home and travel restrictions. Recurrent expenditures that fell in 2020 include Travel, Operational Services, and Repairs and Maintenance. However, due to Covid-19 expenditure on Grants, Contributions and Subsidies as well as Supplies and Requisites for Service Provision increased.

As has been the trend over the past years, the largest item in recurrent expenditures is the expenditure on Personal Emoluments. In 2020 MVR 8,205.8 million was spent on Personal Emoluments. This is 1.1 percent lower than the expenditure in 2019. This expenditure on Personal Emoluments in 2020 was reduced through expenditure reduction measures taken as a result



**Chart 41: Government Expenditure as a percentage of Nominal GDP**



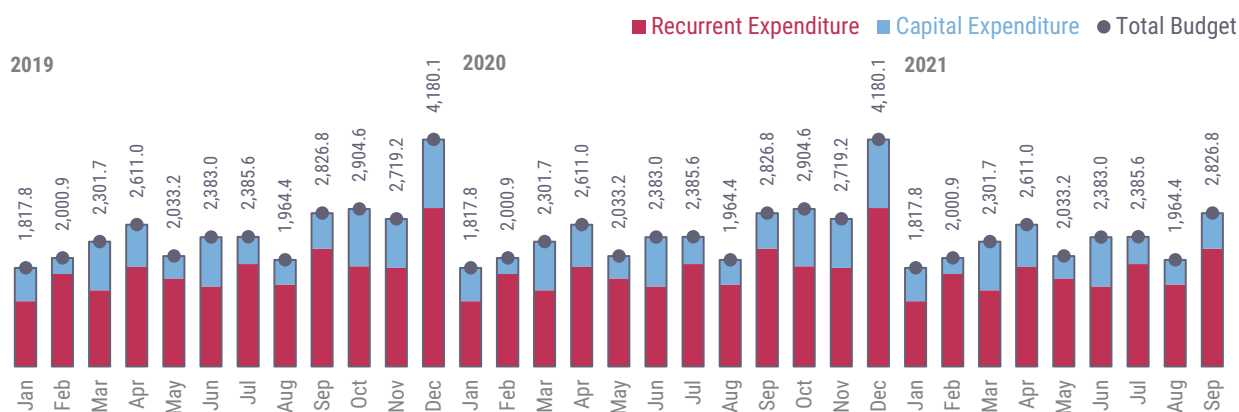
Source: Ministry of Finance

of the Covid-19 pandemic, including controls on new recruitments, creation of new positions, introduction of new allowances and the changes to salary structures. Additionally, salaries of political appointees were cut for 5 months, while the salaries of positions appointed by the People's Majlis and salaries of government workers earning 20,000 or above were cut for 3 months. Although the spending on Salaries and Wages fell, the spending on Allowances to employees increased in 2020 with the introduction of the "Frontline Allowance" for workers performing high risk tasks in the Covid-19 response.

The next largest recurrent expenditure was the expenditure on Grants, Contributions and Subsidies. In 2020, MVR 4,547.9 was spent on this item, which is a 20.9 percent increase compared to 2019. Within Grants, Contributions and Subsidies, the spending on Electricity Subsidies was an item that saw substantial growth in 2020, with a 41.2 percent increase compared to 2019. This is due to increase in subsidies given to electricity producers due to the electricity tariff harmonization in the Atolls and due to the 40 percent discount given to household electricity bills for 3 months in 2020. Even though electricity subsidies increased, the expenditure on Fuel Subsidies declined by 81.0 percent in 2020,

due to the lower oil prices in the international markets. Another reason for the increase in expenditure on Grants, Contributions and Subsidies is the introduction of new subsidies during the year, including the Income Support Allowance for workers whose employment and earnings were negatively affected by Covid-19. MVR 221.0 million was issued in 2020 for the Income Support Allowance. Furthermore, as per the 8<sup>th</sup> Amendment to the Decentralization Act, a certain share of revenues as identified in the law was allocated to local councils as block grants from 2020 onwards. For 2020, MVR 947.2 million was released as block grant to the local councils.

In 2020, capital expenditure was 12.5 percent higher than 2019. Within capital expenditures, the largest share went for PSIP expenditures. Even though new PSIP projects were halted due to Covid-19, the overall expenditure on PSIP increased in the year as disbursements increased on projects that were planned and initiated in 2019. Another item within capital expenditures which saw a large increase in 2020 was the expenditure was on Investment Outlays, particularly capital contribution to SOES. In 2020 additional capital had to be issued to SOEs since their income were also affected by Covid-19 pandemic and addition support was required to manage

**Chart 42: Government Expenditure from January 2019 to September 2021, in millions of MVR**

Source: Ministry of Finance

their day to day expenses. The expenditure on investment outlays increased by 46.0 percent compared to 2019.

Looking at other capital expenditures, with the temporary suspension of debt service payment under the G-20 Debt Service Suspension Initiative (DSSI), the expenditure on Debt Amortization was lower than the amount estimated in approved budget. The expenditure on Loan Outlays is another area which saw significant development in 2020. In order to assist businesses affected by the Covid-19 pandemic, a Covid Relief Loan scheme was introduced and working capital loans were issued to businesses through Bank of Maldives and SDFC under the scheme. In 2020, MVR 1,010.0 million were disbursed as loan outlays including loans to SOEs.

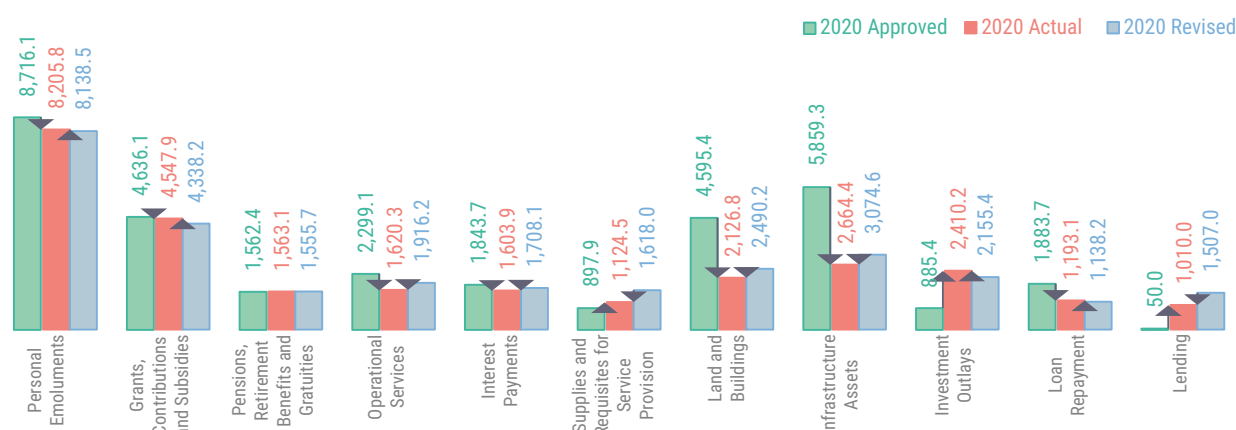
### 4.3 Budget 2021

The budget approved by the People's Majlis for the year 2021 was MVR 34,922.7 million. This comprise of MVR 21,638.1 million in Recurrent Expenditures equivalent 62.0 percent of the budget and MVR 13,284.6 million in Capital Expenditures equivalent to 38.0 percent of the budget. Within capital expenditures MVR 8,441.5 million was allocated for PSIP projects, equivalent to 63.5 percent of capital expenditures.

So far in the execution of the 2021 budget, it has been noted that recurrent expenditures were being executed faster than anticipated, while capital expenditure were being executed at a slower than anticipated pace. One of the reasons for the relatively faster execution of recurrent expenditures is due to the return to normal spending pattern of some of the expenditures that declined in 2020 due to Covid-19. During the year 2020, with stronger controls on government expenditure due to the reduction in government revenue and due to the disruptions to travel and lock downs, recurrent expenditures declined overall during the year. However, with the ease in the restrictive measures put in place to curb the spread of Covid-19 and as international borders has gradually re-opened, the recurrent expenditure has concurrently increased. As such in 2021, recurrent expenditure has increased across the board compared to last year. This includes the expenditure on operational services, supplies and requisites, travel and repairs and maintenance.

Another factor that has contributed towards higher recurrent expenditures in 2021 has been the expenditure on the health response for Covid-19. Especially with the emergence of the largest and deadliest surge in Covid-19 cases experienced by Maldives during the pandemic occurring in April and May 2021, the expenditure on

**Chart 43: 2020 Approved, Revised and Actual Expenditure by Main Categories, in millions of MVR**



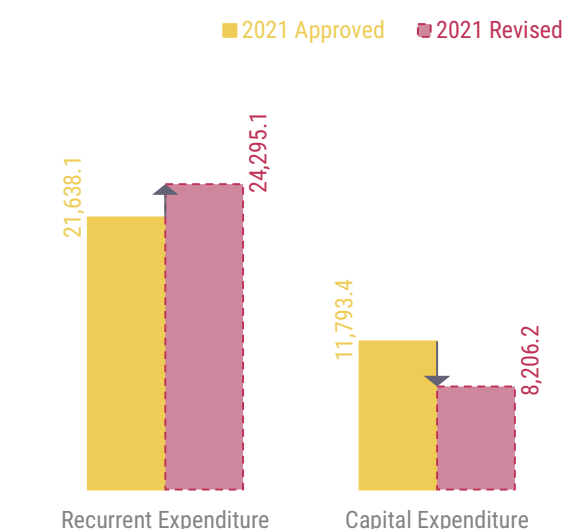
Source: Ministry of Finance

Covid-19 medical response grew beyond the level previously anticipated. This includes the expenditure on medical consumables and front-line allowance. Another reason for the increase in the expenditure on medical consumables in 2021 was due to the settling of accrued expenses incurred in 2020 from the 2021 budget.

The expenditure on grants, contributions and subsidies is a relatively large recurrent item which has experienced one of the fastest growths in recent years. Expenditure on many of the significant subsidies are being expended at a higher rate than initially estimated. For instance, the expenditure on fuel subsidy, granted to supply diesel at a lower price to electricity generating companies, has exceeded the budget so far into 2021. This is due to the increase in fuel price in the international markets and due to the failure to implement the policies envisioned to reduce the expenditure on fuel subsidy. Similar to recent years, the expenditure on health insurance has also exceeded the budget so far into 2021. The reasons for this includes the failure to implement the envisioned policies to reduce the cost of the health insurance scheme and higher expenditure on medical services abroad due to the removal of travel restrictions. In addition to these, there are inefficiencies in the Aasandha system that leads to cost increases year on year. One of the most significant of these is the expenditure on medicine.

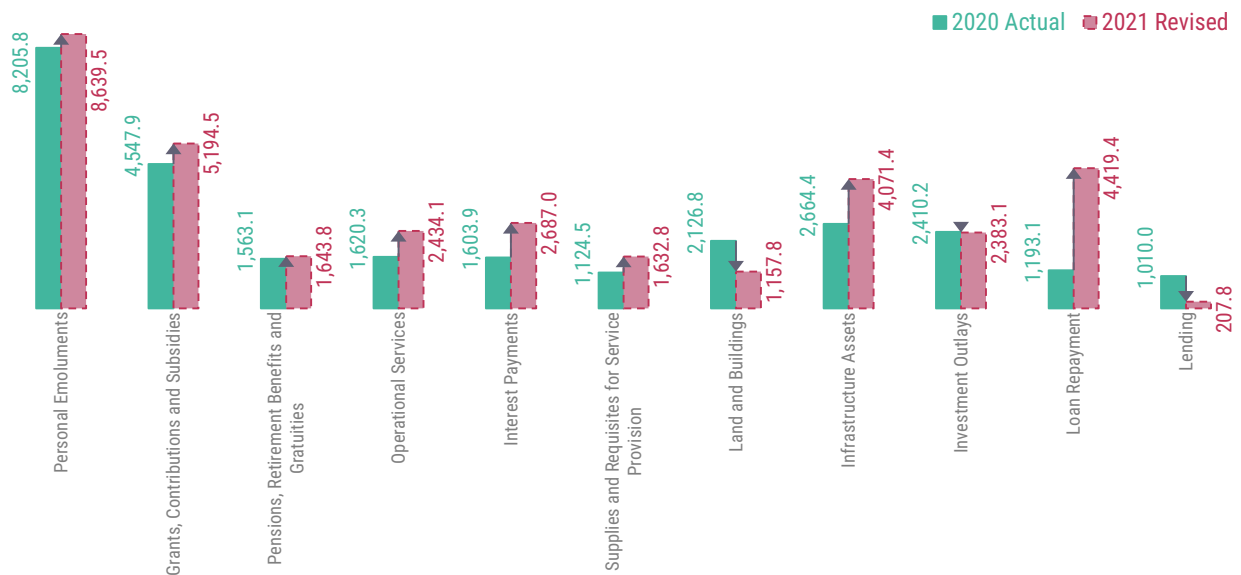
Another item within grants, contributions and subsidies which has exceeded the budget is the expenditure on income support allowance. This refers to the allowance paid to workers whose employment and earnings were affected by Covid-19, between April to December 2020. The 2021 budget includes the undisbursed income support allowances from 2020. Although the scheme was implemented in 2020, more than half of the allowances were disbursed from the 2021 budget.

**Chart 44: 2021 Approved and Revised Expenditure, in millions of MVR**



Source: Ministry of Finance

Chart 45: 2020 Actual and 2021 Revised Expenditure by Categories, in millions of MVR

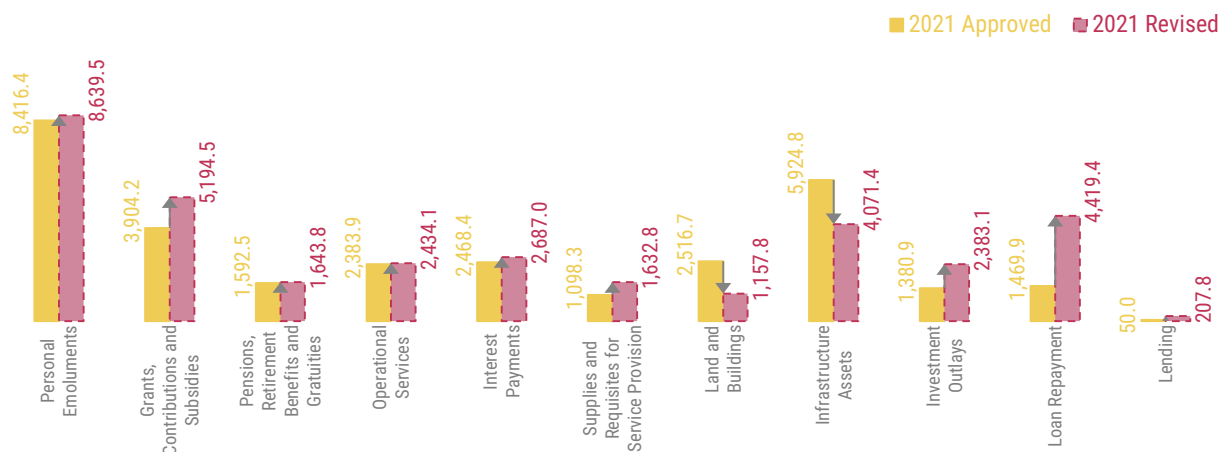


Source: Ministry of Finance

In 2021 the execution of capital expenditures has been slower than anticipated due to lower spending on PSIP projects. In 2021 the implementation of PSIP projects has been delayed due to the difficulties in obtaining construction materials with the disruption to the global supply-chain and slower than expected progress in the execution of major PSIP projects. However, it is expected that the project implementation will gain momentum towards the end of the year, with total expenditure expected to surpass the 2020 level.

The largest capital expenditure for 2021 is currently expected to be on debt amortization. The main reason for this is the repayment in 2021 of a large portion of the USD 250 million "Sunnyside" bond that was issued in 2017 with maturity in 2022. The motivation for repaying a large portion of the Sunnyside bond in 2021 was to improve the yield on the bond in the secondary market, to gain investor confidence and to improve the prospects for a competitive interest rate on the Sukuk that was issued to the global financial market to finance for the 2021 budget.

Chart 46: 2021 Approved and Revised budget by main categories, in millions of MVR



Source: Ministry of Finance

---

Budget 2021 has been revised after considering the budget implementation so far into the year and the repayment on the Sunnyside bond- which was not included in the initially approved budget for the year. While a budget of MVR 34,922.7 million was initially approved for 2021, the budget at the end of the year is expected to be MVR 37,167.7 million. This is a 6.4 percent increase. In the revised budget recurrent expenditure is estimated at MVR 24,295.1 million. This is a 12.3 percent increase compared to the approved budget for the year. The revised capital expenditure is estimated to be MVR 12,872.6 million. This is a 3.1 percent lower than the approved budget. The revised budget for 2021, including the repayment on the Sunnyside bond, has been supplemented MVR 2,245.0 million and approved by the People's Majlis with the 2022 Budget.

The revised budget for 2021 is 23.2 percent higher than the actual budget for 2020. When compared to 2020, the recurrent expenditures are 19.6 percent higher while capital expenditures are 30.7 percent lower in the 2021 revised budget.

### **4.3.1 Main Components of Recurrent Expenditures in the 2021 Revised Budget**

#### **Personal Emoluments**

Personal emoluments include basic salary, overtime payment and allowances paid to government employees. The approved budget for personal emoluments for 2021 was MVR 8,416.4 million, which is equivalent to 24.1 percent of the approved budget. Based on the level of expenditure so far into the year, it is now estimated that this component would expend MVR 8,639.5 million by end of the year. This is an increase of 2.7 percent compared to approved budget and an increase of 5.3 percent compared to 2020.

The main reasons for the higher expenditure on personal

emoluments in the year is due to the increase in number of employees in some sectors and the faster growth in overtime pay expenditures during the year. In addition to this, with the surge in Covid-19 cases during the year, the expenditure on the front-line allowance paid to staff performing high risk tasks in Covid-19 medical response, has been above previously projected levels.

#### **Interest Payments**

The expenditure on interest payments in the approved budget for 2021 was MVR 2,468.4 million. By the end of the year this expenditure is expected to be at MVR 2,687.0 million. This is an 8.9 percent increase from the approved amount. This is also a 67.5 percent increase when compared to the expenditure on interest payments in 2020.

Compared to the year 2020, interest payment on foreign debt are expected to increase by 67.1 percent by the end of 2021. However, this expenditure is expected to be 32.7 percent lower than the initially estimated amount in the approved budget. The main reason for this revision is due to the suspension of debt service payments for debt covered under the G-20 Debt Service Suspension Initiative (DSSI) for the full year with the decision of the G-20 countries in April 2021 to extend the DSSI the till end of December 2021. However, with the increase in foreign debt during the past two years, and the increase in the average interest rate on the debt portfolio the expenditure on interest payments on foreign debt has increased in 2021. Nevertheless, it has to be noted that the average interest rate of the debt portfolio still remains at a very concessional rate.

The revised estimate for the expenditure on interest payments for T-bills and T-Bonds in 2021 are 62.5 percent higher than 2020 and 49.1 percent higher than the estimate in the approved budget for 2021. This is also due to the higher issuance of T-bills and T-bonds in the domestic market in the last two years due to the hit on government revenue due to the Covid-19 pandemic.

## Grants, Contributions and Subsidies

The approved budget for this component for 2021 was MVR 3,904.2 million. However, based on the expenditure during the year, the total expenditure on this component is expected to be at MVR 5,194.5 million by the end of 2021. The largest two components of the expenditure on grants, contributions and subsidies are the block grant to councils and the expenditure on the Aasandha health insurance scheme.

In 2021 the largest component of the expenditure on grants, contributions and subsidies is expected to be grants to councils. Although it is not estimated to be deviate much from the approved budget for the year, there is however a substantial growth from 2020. As the total allocation for grants to councils are determined by the level of government revenue the projected recovery in government revenue has automatically increased the grants provided to councils in 2021.

The second largest expenditure of this component is expected to be on the Aasandha health insurance scheme. This is one of the expenditures with the largest difference between the approved budget and the revised budget. While approved budget for 2021 estimated an expenditure of MVR 717.8 million for the health Insurance scheme for the year, the expenditure had surpassed the approved budget by the first half of the year. Hence, it is estimated that MVR 1,287.8 million will be expended on the health insurance scheme by the end of the year. This is a 79.4 percent increase from the approved amount to the revised amount. The main reason for this increase is the delay in the implementation of proposed reform measures to reduce inefficiencies and wastage in the health insurance scheme included in the 2021 approved budget. The increase in health treatment from abroad, with the reopening of borders and resumption of travel also contributed to the increase in health insurance expenditure during the year. In addition to this, there are inefficiencies in the Aasandha health insurance system that leads to continuous increases in expenditure, one area of which is the expenditure on prescription

medicines, which is also the single largest expenditure item in the scheme.

Looking at the indirect or untargeted subsidies given in the Maldives, by the end of 2021 MVR 225.0 million is expected to be spent on food subsidies, MVR 627.3 million is expected to be spent on electricity subsidies and MVR 227.6 million is expected to be spent on fuel subsidies. In addition to this MVR 30.0 million is expected to be spent on subsidizing the waste management services provided through WAMCO and MVR 94.0 million is expected to be spent for subsidizing public transportation services provided through MTCC. Currently the expenditure on fuel subsidy and electricity subsidy are expected to exceed the initial budget estimates. The expenditure on fuel subsidies has increased due to higher global oil prices during the year and the failure to implement proposed reforms to the subsidy. The expenditure on electricity subsidy has been revised up due to the faster than expected disbursements on the subsidy so far into the year, and due to the 40 percent discount issued to households and 20 percent discount issued to businesses, on electricity bills in May 2021 as a Covid-19 relief measure, as the government tightened the pandemic controls measures.

Looking at the direct or targeted subsidies, by the end of 2021 MVR 63.0 million is expected to be spent on single-parent allowance, MVR 247.8 million is expected to be spent on the allowance for people with special needs and MVR 255.4 million is expected to be spent on income support and job seekers allowance. The income support and jobs seekers allowance paid from the 2021 budget is the undisbursed amount from the Income Support Allowance program conducted by the government between April to December 2020 to support workers whose employment and earnings were affected by the Covid-19 pandemic.

---

## Operational Consumables

The next largest share of the recurrent expenditures is on operational consumables. Within operation expenditures the largest item is the expenditure on medical consumables. By the end of 2021, it is estimated that a total of MVR 1,484.8 million will be spent on medical consumables. This is 48.6 percent more than the amount estimated in the approved budget. While the expenditure on medical consumables has been increasing annually, during the years 2020 and 2021, this expenditure has grown substantially with the Covid-19 pandemic. This expenditure includes the cost of personal protective equipment, test kits, reagents, vaccines and medicines. One of the reasons for the increase in the expenditure on medical consumables in 2021 was the settling of a significant amount of bills for medical consumable procured in 2020 for the Covid-19 health response.

### 4.3.2 Main Components of Capital Expenditures in the 2021 Revised Budget

#### Land, Buildings and Infrastructure Assets

This section includes the capital expenditure on projects under the Public Sector Investment Program (PSIP).

From the capital expenditure approved for 2021, MVR 8,441.5 million was allocated for land, buildings and infrastructure assets, equivalent to 24.2 percent of the total budget. So far into the year disbursement on PSIP has been below projections. As of the end of September 2021, MVR 2,105.9 million has been disbursed from the PSIP budget. Based on this observation, the current estimate for the expenditure on PSIP by the end of 2021 is MVR 5,229.2 million. This main reason for the slower than projected spending on PISP projects is due to the difficulties faced in sourcing construction materials due to global supply chain bottlenecks and slower than anticipated implementation on large-scale infrastructure

projects.

#### Investment Outlays

The approved amount for investment outlays in the 2021 budget was MVR 1,380.9 million. However based on the spending during the year, investment outlays are estimated to be MVR 2,383.1 million by the end of 2021. This is an increment of 72.6 percent. With this increment, the expenditure on investment outlays is equivalent to 7.3 percent of total budget.

Within the expenditure on investment outlays, the main expenditure is on capital contribution to state-owned enterprises. With the Covid-19 pandemic as the revenues of SOEs were also badly affected the support to SOEs through capital contributions has increased substantially. Although slightly lower than 2020 the expenditure on capital contributions to SOEs are expected to remain substantial in 2021 as well. In 2021 the main recipient of capital contributions was the Housing Development Corporation, for managing their cash flows.

### 4.3.3 Main Components of Other Expenditures in the Revised Budget for 2021

#### Debt Amortization

In the approved budget for 2021 debt amortization was estimated at MVR 1,469.9 million. Based on the expenditure so far into the year, the expenditure is expected to be MVR 4,559.5 million by the end of the year. This is over three times the estimated amount in the approved budget. This increase is primarily due to repayment of a large amount of the USD 250 million "Sunnyside" bond that was issued by the government in the global financial market in 2017, with maturity in 2022. The motivation for repaying part of the "Sunnyside" bond in 2021 was to improve yield on



the bond, to improve the prospects for a competitive interest rate on the sovereign Sukuk that was planned to be issued to the global financial market in 2021. Through a liability management exercise, a proportion of the USD 500 million raised through the Sukuk issuance was spent on repaying a large part of the Sunnyside bond, and improving the yield on the Bond, which helped the government to issue the Sukuk at a competitive interest rate.

#### 4.4 Approved Budget 2022-2024

The approved budget for 2022 is MVR 36,999.3 million. This is 0.5 percent lower than the revised budget for 2021. Over the medium term the budget is expected to increase by 11.1 percent in 2023 and reduce by 2.4 percent in 2024.

Looking at the composition of the approved budget for 2022, 67.1 percent is allocated for recurrent expenditures and the remaining 32.9 percent is allocated for capital expenditures.

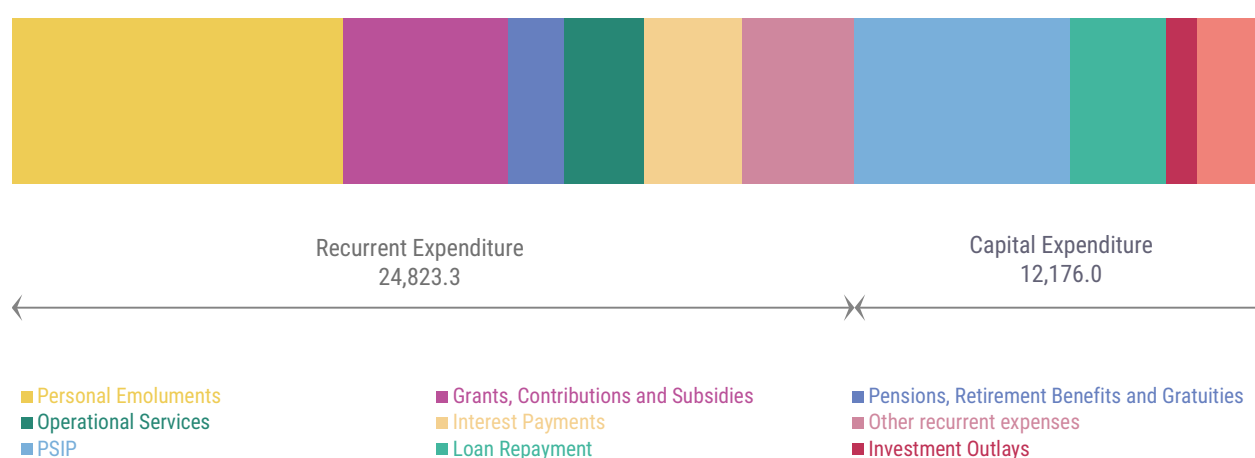
One of the main drivers of growth in recurrent expenditures in the medium term will be the return to

normalcy and the gradual easing of the restrictions placed due to Covid-19, which helped control some expenditures in the last two years. Due to the restrictions on domestic and overseas travel and lock downs, operational expenditures has come down substantially in the last two years. However, as Covid-19 restrictions are eased operating expenditures that were contained in the last few years are expected to grow.

The largest component of recurrent expenditures is expenditure on personal emoluments; which is expected to increase faster in 2022, as the government plans to implement the minimum wage and initiate pay harmonization during the year. As pay harmonization is planned to be phased out over a number of years, the expenditure on personal emoluments are expected to grow into the medium term.

Although some recurrent expenditures are expected to grow, the government plans to enact measures to reduce recurrent expenditures and to contain the growth of recurrent expenditures. As Covid-19 pandemic resulted in a sharp decline in government revenue, the

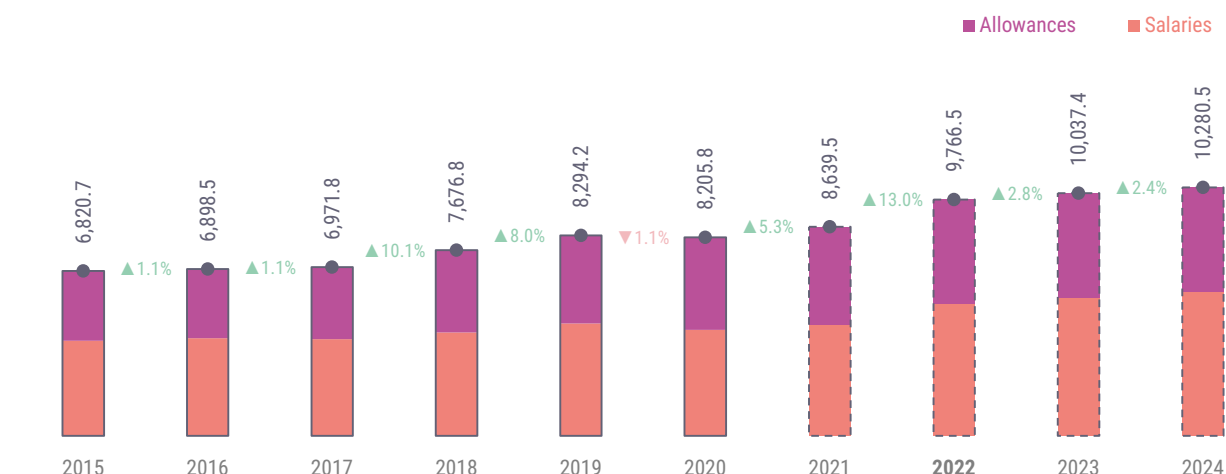
**Chart 47: Approved Budget for 2022, in millions of MVR**



Source: Ministry of Finance



**Chart 48: : Expenditure on Personal Emoluments- Actuals for 2015 to 2020 and Projections for 2021 to 2024, in millions of MVR**



Source: Ministry of Finance

2020 and 2021 budget was managed largely through additional debt financing. However two years after the emergence of the Covid-19 pandemic, it is imperative on the government to take corrective measures to address the sustainability of budget deficits and debt. As such the medium-term budget gives a major focus on reducing expenditures by enhancing the efficiency of recurrent expenditure program.

Although the large infrastructure projects undertaken by the government has been delayed over the past two years due to Covid-19, from 2022 onwards the implementation of the projects are expected to gather

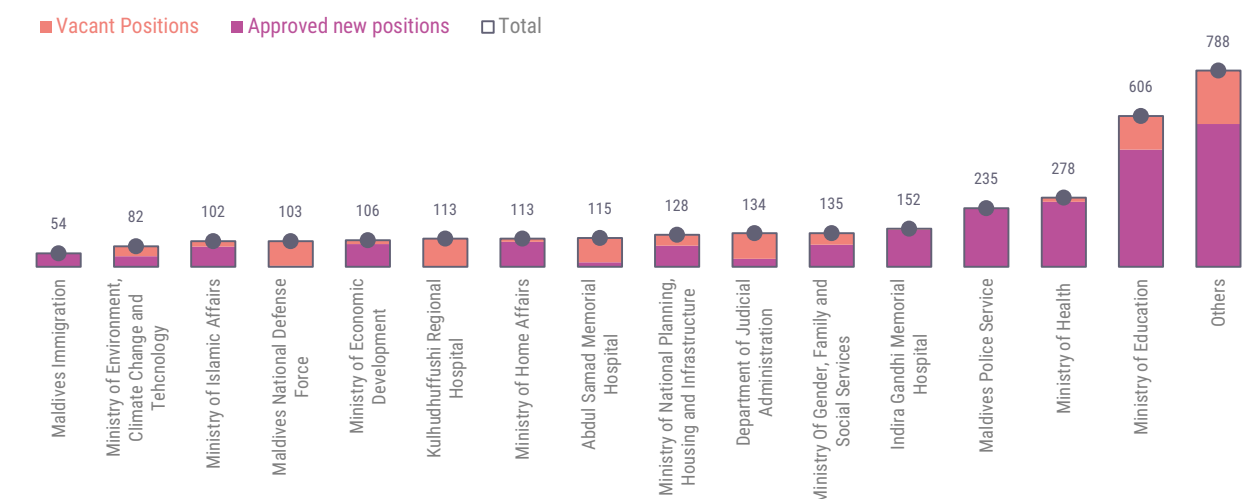
pace, thereby increasing the expenditure on PSIP and capital expenditures over the medium term.

#### 4.4.1 Main Components of the Recurrent Expenditure in the 2022-2024 Approved Budget

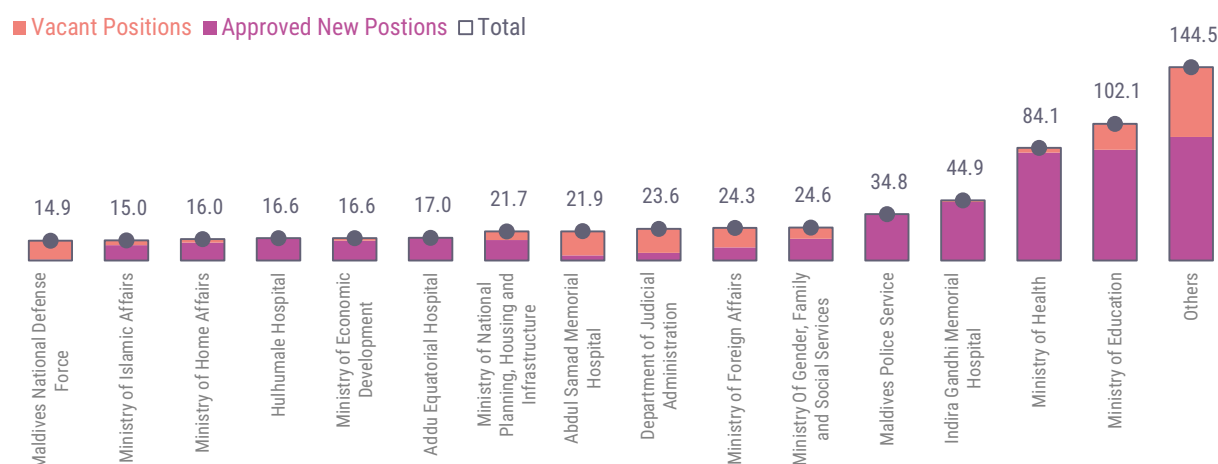
##### Personal Emoluments

The largest single component of government expenditure is the expenditure on Personal Emoluments. It is estimated that MVR 9,766.5 million will be expended on personal emoluments in 2022, which constitutes 26.4

**Chart 49: Approved and Vacant positions included in the budget**



Source: Ministry of Finance

**Chart 50: Budgeted Amounts for Approved and Vacant positions, in millions of MVR**

Source: Ministry of Finance

percent of the budget. This is a 13.0 increase compared to the expected expenditure on personal emoluments by the end of 2021. Furthermore, expenditure on personal emoluments are expected to increase over the medium term, with a 2.8 percent growth in 2023 and a 2.4 percent growth in 2024.

The expenditure on personal emoluments is an area of expenditure which has been growing consistently over the past years. This growth can be explained by the expansion in the public sector labour force through the creation of new government agencies and new positions through laws and government policy, higher demand for personnel due to the expansion of public services, growth in wages and salaries due to the pay structure of government organizations, as well as the growth in overtime expenditures.

Expenditure on personal emoluments are projected to climb substantially in 2022, due to the implementation of the minimum wage and the commencement of pay harmonization for public sector employees. As per the minimum wage policy announced by the government, starting from January 1<sup>st</sup> 2022, the minimum wage for public sector workers will be set at MVR 7,000 per month. This will directly incur an additional expenditure of MVR 162.6 million per year to bring the compensation of public sector workers whose compensation are

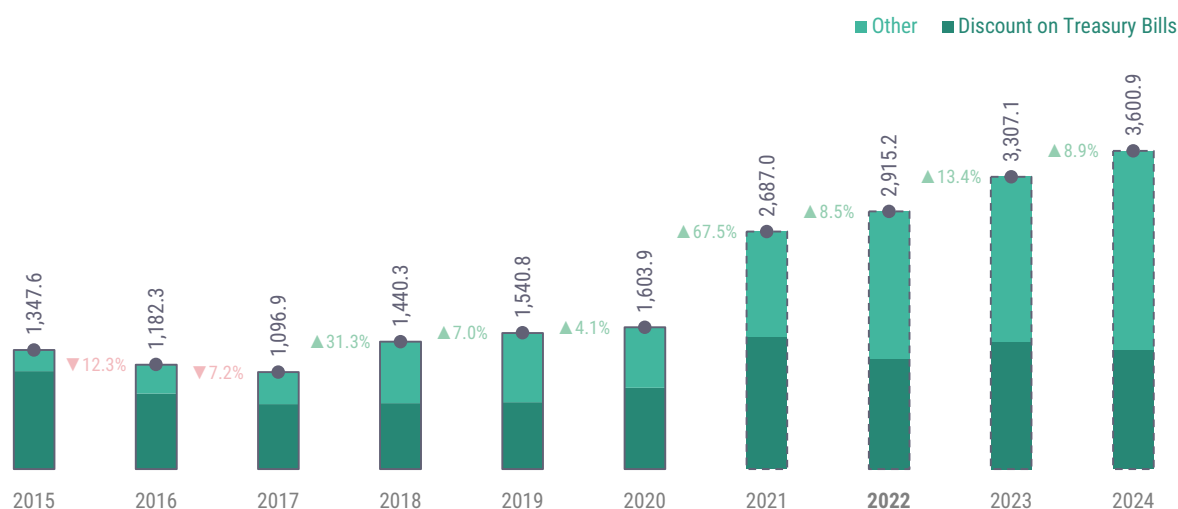
currently below the minimum wage, up to the level. In addition to the implementation of the minimum wage, the government plans to commence the phased implementation of pay harmonization in the public sector over the medium term. Pay harmonization aims to bring equity to the wages and salaries of public sector workers at same positions and same levels across government agencies. For 2022 MVR 500.0 million has been budgeted for the additional expenditure required for the implementation of minimum wage and pay harmonization. As pay harmonization is planned to be implemented over a number of years, in 2023 MVR 750.0 million and in 2024 MVR 1,000.0 million has been allocated for the additional expenditure on minimum wage and pay harmonization.

For 2022 the expenditure budgeted for personal emoluments includes the expenditure on current staff as well as new approved positions and vacant positions. Chart 49 and chart 50 looks at the distribution of new approved positions and vacant positions included in the budget and the projected expenditure for these positions, by government agency.

### Interest Payments

In the approved budget for 2022, MVR 2,915.2 million is allocated for Interest Payments. This is an 8.5

**Chart 51: Expenditure on interest payments - Actuals for 2015 to 2020 and projections for 2021 to 2024, in millions of MVR**



Source: Ministry of Finance

percent increase from the expected expenditure on interest payments by the end of 2021. In the medium term, expenditure on interest payments are expected to grow by 13.4 percent in 2023 and 8.9 percent in 2024. The expenditure on interest payments are expected to increase over the medium term due to higher budget deficits in 2020 and 2021 and the increased debt financing of the deficit, as well as the increase in the cost of borrowing. As the Debt Service Suspension Initiative (DSSI) extended by G-20 over 2020 and 2021 is expected to be concluded by the end of 2021, the expenditure on interest payments on external debt are expected to increase by 53.4 percent in 2022.

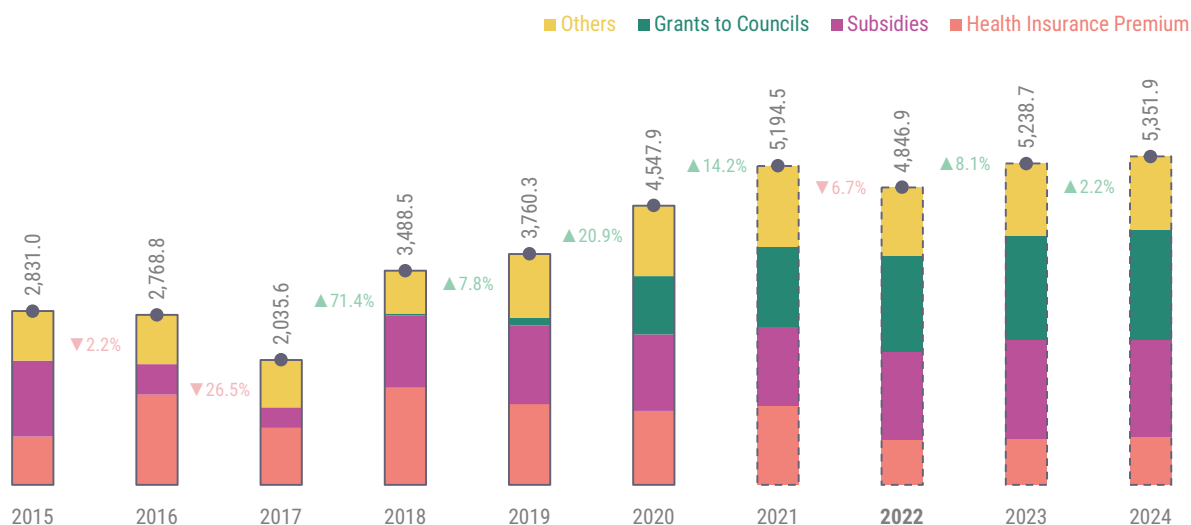
### Grants, Contributions and Subsidies (excluding Grants to Councils)

Grants, Contributions and Subsidies is the second largest allocation under recurrent expenditures. For the year 2022 expenditure on grants, contributions and subsidies are estimated to be MVR 4,846.9 million. The expenditure on grants, contributions and subsidies excluding Grants to Councils is MVR 3,281.5 million. This is 15.6 percent lower than the expected expenditure for this category 2021. The decline in expenditure on grants, contributions and subsidies for 2022 is primarily expected to come as a result of the

cost savings that are expected to be realized through the implementation of cost control measures on the Aasandha health insurance scheme. As the expenditure on pharmaceuticals accounts for the largest share of Aasandha spending, the planned institution of Maximum Retail Prices for pharmaceuticals in 2022 is expected to bring down the expenditure on pharmaceuticals through Aasandha and in turn reduce the total expenditure on the scheme. Another major reform will be ending the policy of providing exclusivity to the importation of pharmaceuticals for select pharmaceuticals by Maldives Food and Drug Authority. In addition to these the government is broadly looking into the inefficiencies in the Aasandha health insurance scheme and the health care system in general, to identify and close off avenues for waste and abuse in the system.

Looking at the other indirect subsidy programs, the expenditure on fuel and food subsidy are expected to increase in 2022. However the expenditure on electricity subsidy is expected to be reduce in 2022. It should acknowledged that these subsidies in their current formation, has inbuilt inefficiencies and lacks the incentives to reduce inefficiencies. The 2022 budget includes reform measures to reduce these inefficiencies, and has incorporated savings from these efficiency improvement measures. The planned reform measure

**Chart 52: Expenditure on Grants and Subsidies - Actuals for 2015 and 2020 and Projections for 2021 and 2024, in millions of MVR**



Source: Ministry of Finance

will not affect the price of subsidized goods and services or the quality or quantity of the goods and services provided by the government. The objective of the reforms is to reduce the “dead weight loss” or the cost to society arising from the inefficiencies. The reforms will seek to improve the incentives for companies providing the goods and services, to address the inefficiencies.

In 2022 the subsidy that is expected to grow the most compared to 2021 is the subsidy on public transport services. In 2016 the government halted subsidies paid to Maldives Transport and Contracting Company (MTCC) to provide public transport services. However over this period the losses on the public transport operations of MTCC were cross subsidized through other revenue streams of the company. In the 2021 budget, transport subsidies to MTCC was reintroduced, with MVR 94.0 million allocated to cover the losses incurred in the operation of public transport services by the company in 2019. The total allocation for transport subsidies in the 2022 budget is MVR 254.0 million, which will go to MTCC. This includes MVR 95.0 million allocated for the losses incurred by MTCC in the operation of public transport services in 2020 and MVR 96.0 million allocated to MTCC as per the agreement to transfer the public transport operations of Maldives Ports Limited in Male’,

Addu, Fuvahmulah and Laamu Atoll. The 2022 budget also include the subsidies for the Hulhumale’ Phase 2 public bus operations and Male’ minibus operations. Subsidies of MVR 50.0 million to cover the losses on the operation of the newly introduced Integrated High speed Ferry Network is also included in the transport subsidy budget for 2022.

### Grants to Councils

Under the 8<sup>th</sup> amendment to the Decentralization Act (No.07/2010) ratified in 2019, at least 5 percent of the total revenue estimated in the approved budget and 40 percent of rental income received from land, reefs and lagoons that are not under the purview of the councils should be allocated as Grants to Councils. This amount is to be allocated individually to island councils, atoll councils and city councils as per a fiscal formula determined by the Ministry of Finance. The total allocation for council grants for 2022 is MVR 1,565.4 million. This is an increase of 19.8 percent compared to the amount expected to be expended on council grants by the end of 2021. Over the medium term as the revenue to the state is expected to improve with the economic recovery the allocations for council grants are also expected to increase in parallel.

Following is the fiscal formula for the allocation of council grants in the 2022 budget.

- Total allocation for council grants:

- » 5 percent of total revenue estimated in the approved budget for the year (MVR 854.9 million)
- » 40 percent of rental income received from land, reefs and lagoons that are not under the purview of the councils (MVR 710.5 million)

- Apportionment of the total council grants to island councils, atoll councils and city councils:

- » 72 percent to island councils
- » 9 percent to atoll councils
- » 19 percent to city councils

- The total allocation for council grants allocated to each category is apportioned to the individual councils in two ways: through an “equalization grant” and an amount determined by the fiscal formula. Equalization grant is an amount distributed equally among the councils to ensure that no council receives an insufficient amount for managing operations.

- Following table shows the proportion of budget allocated as ‘equalization grant’ for island councils, atoll councils and city councils, respectively.

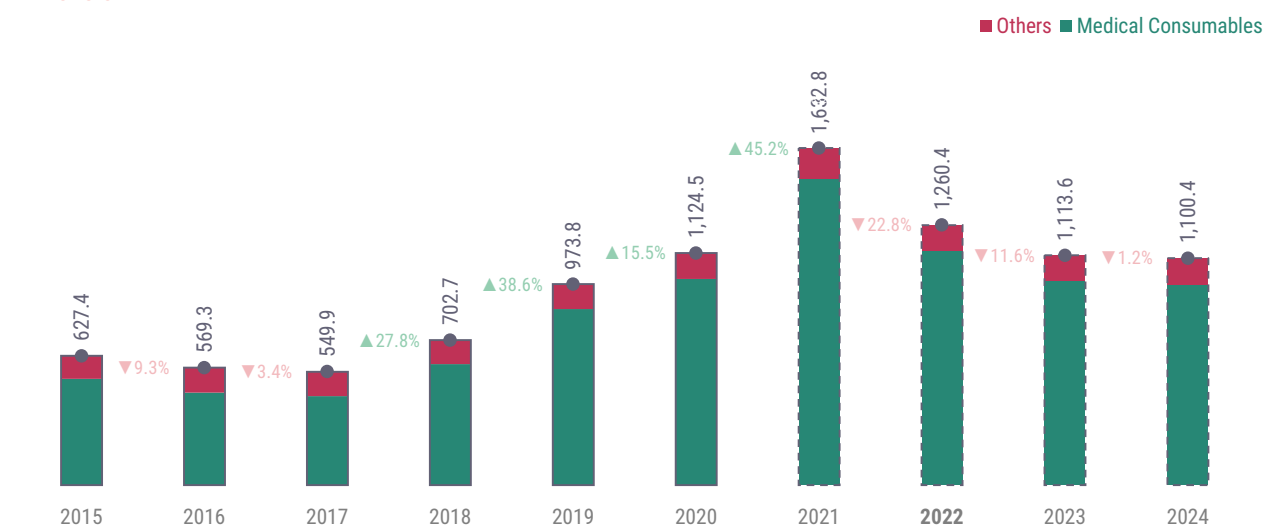
	City	Atoll	Island
	Council	Council	Council
Equalization Grant	20%	50%	10%

- The remaining amount is allocated for individual councils under the fiscal formula. The table below looks at the indicators used in the fiscal formula and the weightage assigned to each indicator. The weights assigned are the same as in the 2021 budget.

Indicator	City	Atoll	Island
	Council	Council	Council
Living Population	65%	*60%	75%
Land Area	15%	*5%	10%
Distance between Atoll Capital	0%	*25%	5%
Distance between Male'	15%	5%	5%
Council Performance Index	5%	5%	5%

\*cumulative figures

**Chart 53: Expenditure on Operational Consumable- Actuals for 2015 to 2020 and Projections for 2021 to 2024, in millions of MVR**



Source: Ministry of Finance

## Operational Consumables

Another large and increasing recurrent expenditure item in the budget is the expenditure on Operational Consumables. Within operational consumables, expenditure on Medical Consumables account for the largest share of spending. In 2022 MVR 1,260.4 million has been allocated for operational consumables expenditure. This is 22.8 percent lower than the amount expected to be spent on operation consumables by the end of 2021. It is also estimated that the expenditure on operational consumables will be reduced over the medium term. As expenditure on medical consumables has increased substantially over the past two years due to the Covid-19 pandemic, as the pandemic is controlled over the coming years the expenditure on medical consumables are expected to come down. The expenditure on medical consumables will also be a key focus for efficiency improvement and cost reduction in the health sector.

### 4.4.2 Main Components of the Capital Expenditure in the Approved Budget for 2022-2024

#### Land, Buildings and Infrastructure Assets

For the year 2022, MVR 6,330.4 million has been approved for expenditure on Land, Buildings and Infrastructure Assets. This is an increase of 21.1 percent compared to the expected spending on this category by the end of 2021. The expenditure on land, buildings and infrastructure assets accounts for 17.1 percent of the approved budget. Over the medium term the expenditure on this category is expected to grow substantially.

In 2021 progress on infrastructure projects has been hampered by global supply chain disruptions and constraints in sourcing construction material. However over the medium term the expectations are for supply chain bottlenecks to ease and for project implementation

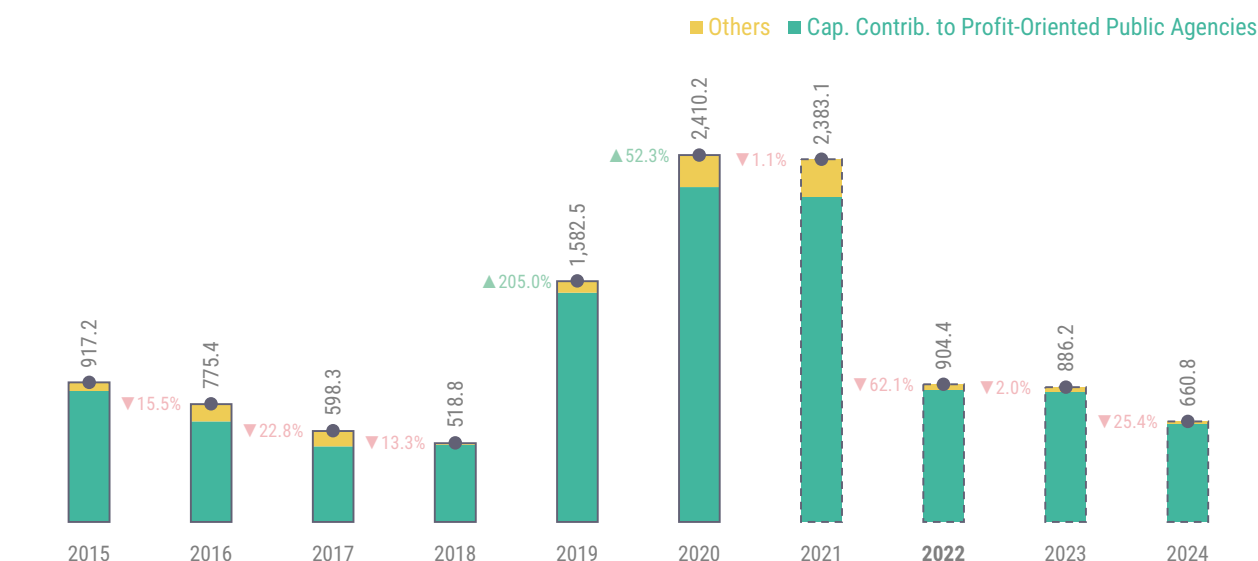
to resume pace. Furthermore, as some of the large infrastructure development projects undertaken by the government is expected to commence physical work from 2022, it will also contribute towards higher spending over the medium term on land, buildings and infrastructure assets.

#### Investment Outlays

Total expenditure on Investment Outlays for 2022 is estimated to be MVR 904.4 million. This is 62.1 percent lower than the figure expected for the end of 2021. Within the expenditure on investment outlays the largest segment is expenditure on "Capital Contribution to profit oriented public agencies". Capital contributions, primarily to public corporations, are allocated from the budget for a number of reasons: as startup capital to commence business activities of new public corporations, to support existing corporations facing financial difficulties, to assist corporations in servicing debt and to fund investment projects of corporations. Over the past two years capital contributions to public corporations has increased substantially due to the Covid-19 pandemic, as public corporations also suffered major losses in revenue and difficulties in managing operational expenditures. However over the medium term as public corporations are expected to recover from the impact of Covid-19, the requirement for capital injections to support the corporations are expected to come down.

In the 2022 budget the largest allocations for capital contributions is for State Electric Company (STELCO), of MVR 285.8 million to support the company in the repayment of their debt. SME Development Finance Corporation (SDFC) has the next largest allocation with MVR 200 million. Since it's established in 2019 SDFC has been allocated MVR 400 million per year from the budget for the initial capital injection to the company. Starting from 2022 the amount of capital injection to SDFC is to be reduced to MVR 200 million per year and the final capital injection is to be made in 2023. Significant capital contribution are also allocated for the Regional

**Chart 54: Expenditure on Investment Outlay- Actuals for 2015 to 2020 and Projections for 2021 to 2024, in millions of MVR**



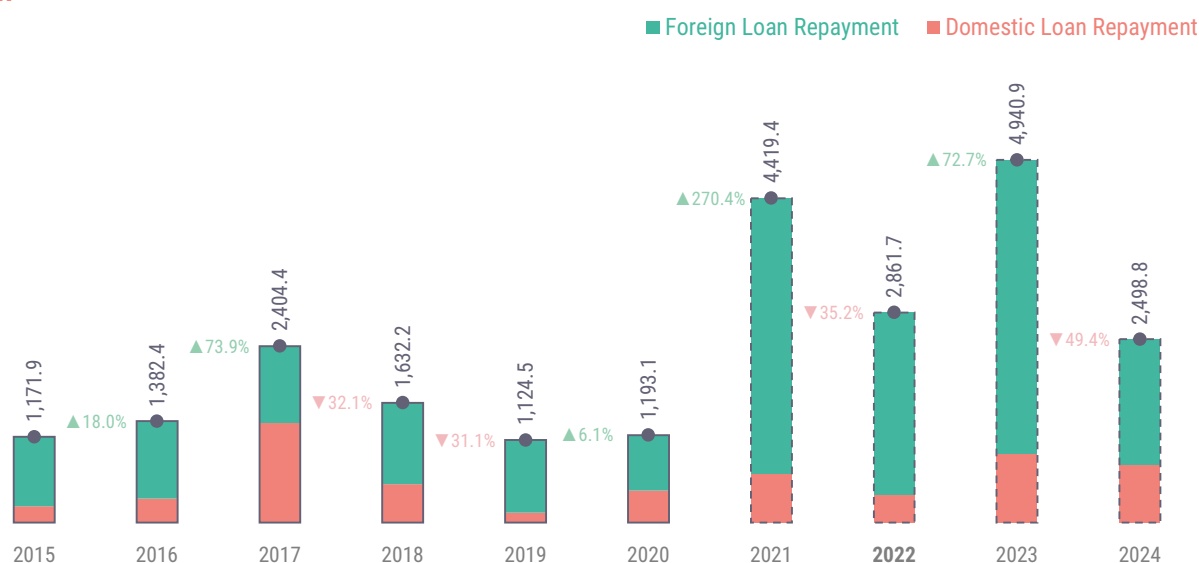
Source: Ministry of Finance

Airports Company Limited (RACL), for the investments required to enhance the safety and regulatory standards of regional airports and for investments in ongoing regional airport development projects. For 2022 RACL has been allocated capital contributions of MVR 138.9 million. Agro National Corporation (AgroNat) which was established in 2020 with the mandate of developing the agriculture sector of Maldives has been allocated MVR 90.4 million in 2022. In addition to these four companies, capital contributions from the budget has been allocated for an additional 10 public corporations in 2022. While in recent years capital contributions to Housing Development Corporation (HDC) has been substantial, to assist the company in servicing debt, no allocations have been made in the 2022-2024 budget for HDC.

#### 4.4.3 Main Components of Other Expenditures in the Approved Budget for 2022-2024

##### Debt Amortization

The expenditure on Debt Amortization is largely dependent on the repayment schedules under existing loan agreements. For 2022, MVR 2,861.7 million is expected to be expended on debt amortization. This is equivalent to 7.7 percent of the total budget. This is 35.2 percent higher than the amount expected to be spent on debt amortization in 2021. The expenditure on debt amortization includes loan repayments on external debt of MVR 2,491.1 million and loan repayment on domestic debt of MVR 370.6 million. While a large share of the principal repayment due on the USD 250 million Eurobond which matures in 2022, having being repaid in 2021, the remaining principal amount will be repaid in 2022 at maturity. In 2023 debt amortization expenditure is projected to increase due to repayment of USD 150 million in treasury bills invested by government of India in 2019, upon conversion of the debt to a grant. This grant is currently included in the revenue and grants in the 2023 budget.

**Chart 55: Expenditure on Debt Amortization- Actuals for 2015 to 2020 and Projections for 2021 to 2024, in millions of MVR**

Source: Ministry of Finance

#### 4.4.4 Functional Classification of 2022 Budget

The composition of the government budget into functions is done in accordance with the United Nations "Classification of the Functions of Government" (COFOG).

Looking into the composition of the 2022 budget, the largest expenditure allocation is for the Economic Affairs sector. The expenditure on economic affairs in 2022 is MVR 8,095.9, equivalent to 21.7 percent of the budget. The expenditure on the economic affairs sector is expected to increase over the medium term, primarily due to the higher expenditure expected on ongoing large infrastructure development projects. The expenditure on the Transport sub-sector includes the expenditure on Velana International Airport upgrading project, development of domestic airports, the Integrated High-speed Ferry Network project and the Greater-Malé connectivity bridge project. Moreover, expenditure in the economic affairs sector includes the expenditure on projects to diversify and expand the economy, such as the Maldives International Port project, as well as new and ongoing projects for the development of the fisheries

sector such as projects to establish fish processing factories and ice plants across the country. Additionally, the expenditure on activities carried out by the AgroNat Corporation for the development of agricultural sector, through capital contributions from the budget is also included in the economic affairs sector.

In the 2022 Budget, the second largest sector is Debt Services and Amortization, with an estimated expenditure of MVR 5,777.0 million, equivalent to 15.6 percent of the total budget. From this, MVR 2,861.7 million is allocated for debt repayment and MVR 2,915.2 million is allocated for debt servicing.

The next largest allocation in the 2022 budget is for the Health sector, with an allocation of MVR 4,648.2, accounting for 12.6 percent of the budget. Expenditure on health sector include the expenditure on the development of hospitals and the procurement of equipment and medical consumables for hospitals. The expenditure in the health sector also includes the expenditure on the development of health centers to improve the quality of health services provided across the country. The estimated expenditure on the Education sector in 2022 is MVR 4,072.0 million, which is equivalent to 11.0 percent of the budget. This includes MVR 3,125.1



million for primary and secondary education and MVR 946.9 million for tertiary education. The expenditure on the education sector includes the expenditure on projects to increase the capacity of schools, projects to establish new primary and secondary schools as well as expenditure on the improvement of facilities at schools, and the expenditure on the development of human resources in the sector. Moreover, expenditure in the education sector includes the expenditure on tertiary education, including for student loan schemes, scholarships and skill development programs for the Maldivian workforce.

Social Protection sector is allocated MVR 3,060.3 million, equivalent to 8.3 percent of the budget in 2022. Major expenditures in the sector includes the expenditure on pensions, Aasandha health insurance scheme, and other social assistance programs run by the government.

Public Order and Safety is allocated MVR 3,034.8 million, equivalent to 8.2 percent of the budget in 2022. Expenditure in this sector includes the expenditure on maintaining public safety and border security as well as expenditure on courts, incarceration and rehabilitation.

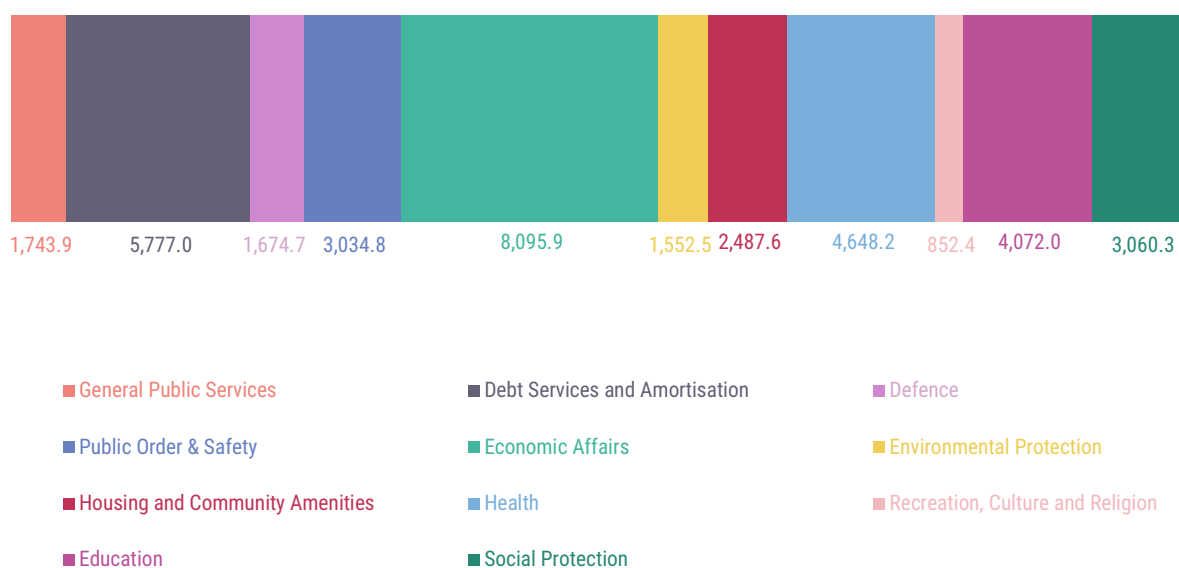
In the 2022 budget Housing and Community Amenities has been allocated MVR 2,487.6 million, equivalent to 6.7 percent of the total budget. The largest allocation in this sector is for grants to local councils, under the Community Development sub-sector. The expenditure for the Housing Development subsector, includes the expenditure on equity payment for the National Social Housing project.

In the 2022 budget, MVR 1,743.9 million is allocated for General Public Service sector, equivalent to 4.7 percent of the total budget. The expenditures in the general public services sector include the operational expenditures of government offices as well as the expenditure on construction of government offices.

In the 2022 budget MVR 1,674.7 million, equivalent to 4.5 percent of the total budget is allocated for the Defense sector. In the sector the largest allocation is for the Military Defense sub-sector, which is allocated MVR 1,656.2 million.

In the 2022 budget MVR 1,552.5 is allocated for the Environmental Protection sector, which is equivalent

**Chart 56: Approved Budget for 2022 by Main Categories, in millions of MVR**



Source: Ministry of Finance

to 4.2 percent of the total budget. The most significant expenditure under this sector is for the Waste Water Management sub-sector with an allocation of MVR 835.8 million, which includes the expenditure on new and ongoing sanitation projects carried out across the country. Other large allocations in this sector includes those for the Waste Management sub-sector and the Protection of Biodiversity and Landscape sub-sector.

MVR 852.4 million is allocated for the expenditure on the Recreation, Culture and Religion sector, in the 2022 budget. This is equivalent to 2.3 percent of the total budget. This includes expenditure on protection of national heritage, development of youth centers in the atolls and futsal grounds across the country and on recreational and sporting activities. Within the expenditure on Religious and Other Community Services sub-sector, the largest allocation is for the construction of mosques and for the operational expenditures for mosques.

## 4.5 Changes to Expenditure Policies

One of the major expenditure policy change to be included in the 2022 budget is the implementation of the minimum wage policy and pay harmonization for public sector workers. While the minimum wage is national policy applied to all Maldivian workers, as the compensation of employees is the single largest expenditure item in the budget and given the existing wage structure of the public sector labour force, the implementation of the minimum wage is expected to have substantial impact on the medium term budget. Concurrently with the minimum wage the government plans to commence a phased implementation of the pay harmonization for public sector workers starting from 2022, based on the a new pay framework compiled by the National Pay Commission. The objective of pay harmonization is to address the disparities in pay between public sectors workers in the same position or same level at different government agencies.

The expenditure on Aasandha, the national health insurance scheme is an area which incurs a substantial expenditure, and which is among the fastest growing expenditures in recent years. Within Aasandha the largest expenditure is for coverage of pharmaceuticals under the scheme. The expenditure on pharmaceuticals is more substantial when including the expenditure on pharmaceuticals within medical consumables. The primary reason for the high expenditure on pharmaceuticals is due to the high margins on pharmaceuticals and the high variance in prices charged by pharmacies in the sale of pharmaceuticals to the public, which is billed to the Aasandha scheme. In 2022 the government has decided to institute a Maximum Retail Prices (MRP) on pharmaceuticals sold in Maldives. This will help to contain the growth and reduce the expenditure on pharmaceuticals within the Aasandha scheme. While the institution of MRP for pharmaceuticals is not directly a budget policy, given the substantial allocations to Aasandha this will nevertheless be a policy that will bring substantial savings to the budget.

The 2022 budget also includes plans to address inefficiencies in the indirect subsidies given by the government. The planned reforms would not affect the quality or quantity of the subsidized goods and services provided to the public nor the price of these goods and services. The objective of the reforms are to reduce inefficiencies and the deadweight loss incurred to society due to these inefficiencies. Through the reforms the government seeks to incentivize the companies providing the goods and services to improve efficiency and reduce wastage of resources.

In 2019 the Ministry of Finance published the "Virements and Appropriations Procedure" to improve budget credibility and to enhance the accountability of government agencies in executing their budgets. Although the procedure was planned to come into effect in 2020, the full implementation was delayed due to the disruptions of the Covid-19 pandemic. With the compilation of a program based budget in 2022, and with

---

the planned upgrades to the public accounting system, Ministry of Finance plans to devolve greater controls to government agencies to manage their budgets. From 2022 the Ministry will also publish detailed monthly data on budget utilization and implementation at the agency level on the budget website.

A number of legislative reforms relating to the public financial management system are planned to be implemented in 2022. This includes a new law on the Sovereign Development Fund and a new public debt law. Furthermore amendments are to be proposed to the Fiscal Responsibility Act and the Public Finance Act. In addition to this the Ministry will continue to research on further changes and updates requires for public finance laws and regulations.

#### **4.5.1 New Policy Initiatives included in the 2022 budget**

New Policy Initiatives (NPI) are new activities to be added to the budget or ongoing activities that require additional budget due to change in scope. NPIs can include programs and projects. This section will look into the notable new programs to be included under NPI. The section of this report on Public Sector Investment Program (PSIP) will look into new projects included under NPI.

In the 2022 budget MVR 485.5 million is allocated for NPI programs. The approved NPI programs were selected based on the pledges of the current administration, and focus was given on programs that would support the economic recovery from the effects of the Covid-19 pandemic and support the decentralization of public services. The programs were selected based on the priorities identified in the National Resilience and Recovery Plan.

#### **Operational subsidy for the Maldives Transport Link**

As an archipelago, maritime transport connectivity is critical for maintaining social and economic connections across islands. As such the government plans to establish the Maldives Transport Link: an integrated national high speed ferry network connecting all inhabited islands of Maldives. To ensure that the service can be provided at an affordable price, the government will subsidize the operational cost of the network. For 2022 MVR 50.0 million has been allocated to subsidize the operation of the Maldives Transport Link. Maldives Transport and Contracting Company (MTCC) has been awarded the contract to develop and operate the Maldives Transport Link, and is currently building the fleet and physical infrastructure required to commence operations in the first phase of network in Haa Alif Atoll, Haa Dhaal Atoll and Shaviyani Atoll.

#### **Population and Housing Census 2022**

A Population and Housing Census should be ideally conducted on a five-year interval. With the last Census for Maldives being carried out in 2014, Maldives has exceeded this recommended intervals by a number of years. The Census is the largest exercise conducted in Maldives to identify and collect information and statistics on the social and economic changes happening in the country. The 2022 Budget has allocated MVR 40.3 million for the Population and Housing Census of 2022. This includes the expenditure on enumerators, transportation and equipment.

#### **Equipment for Youth and Community Centers in the Atolls**

While Youth and Community Centers have been established across the Atolls, these centers require additional equipment to give the full benefit of these facilities to the community. In the 2022 Budget, MVR 15.4 million has been allocated to procure equipment required to provide services and support youth

participation in social activities and sports through the Youth and Community Centers. The objective of this program is to improve social cohesion and to develop avenues for youth to gain skills.

### Programs relating to Information Communication Technology (ICT)

MVR 64.5 million has been allocated to the National Center for Information Technology to conduct new programs related to the ICT sector. The programs include: establishing single log-in to access various services and applications used by different government agencies for public services, introducing digital biometric identity services, establishing a system for case workers to access health information of people with special needs and domestic abuse victims, digitalizing the health services, as well as forming a National Computer Incident Response Team. Additionally ICT related NPI programs has also been approved for Maldives Inland Revenue Authority, Local Government Authority, Ministry of Home Affairs, Maldives Correctional Service, Maldives Customs Services, Ministry of Health, National Archives and Department of National Registrations.

### Regional Mental Health Program and other programs to enhance quality of health services

To reduce the reliance on the Indira Gandhi Memorial Hospital and to improve access for mental health care widely across the country, the 2022 Budget will include an allocation of MVR 5.0 million to establish Regional Mental Health Programs in 3 areas of Maldives. The Program, consists of establishing, equipping and staffing of facilities with mental health care professionals. In 2022 the Program will commence in Haa Dhaal, Kulhudhuffushi Hospital, and the procurement of equipment will be undertaken for Laamu.Gan Hospital and Raa. Ungoofaaru Hospital.

Programs to support and help the youth to overcome drug addiction are also important NPIs in the health sector in 2022. MVR 3.5 million has been allocated in 2022 to establish Community Based Drug Rehabilitation Programs and Community Reintegration Programs. Additionally MVR 5.0 million has been allocated for the operation of Drug Treatment and Rehabilitation Center in Seenu Hulhudhoo.

The health services NPIs also includes allocations to establish the facilities required to reform primary health care to establish a continuum of care in health service delivery.

**Table 5: The highlights of New Policy Initiatives included in the Budget**

<b>Total recurrent activities</b>	<b>485.5</b>
<b>Notable Activities approved for the year 2022:</b>	
Maldives Transport Link Subsidy	50.0
Population and Housing Census	40.3
Establishment of Youth and Community Centres at different atolls	15.4
Information Communication Technology related programs	64.5
Regional Mental Health Program and improvement in health sector services	36.3
Financial Assistance for Payment of Water and Sanitation services bill for the Poor	2.0

Source: Ministry of Finance

## Financial Assistance for payment of Water and Sanitation bills for the poor

In 2022 the government will initiate a program to provide financial assistance for payment of water and sanitation services bills for the poor. For this an allocation of MVR 2.0 million has been made for 2022. The program will help to ensure access for basic water and sanitation services for all Maldivian citizens.

## Other NPI programs

Other large NPI programs in the 2022 budget include, MVR 50.0 million allocated to the Maldives National Defense Force to implement the recommendations of the 241 Committee of the People's Majlis, MVR 35.9 million for equipment and vehicles for waste management, MVR 30.0 million for the celebration of the golden jubilee year of Maldives tourism, MVR 17.0 million for marketing private islands, MVR 15.0 million for conducting consultancies on ports and transshipment ports, MVR 9.4 million for the expansion and maintenance of Fish Aggregating Device (FAD) networks, MVR 9.3 million to prepare land use plans for islands and MVR 8.0 million for the repair of roads. The 2022 NPI programs also include allocation for addition staffing required at various government agencies, including: MVR 12.0

million for the Utility Regulatory Authority, MVR 5.0 million for Aviation Security Command for staff at domestic and international airports, MVR 2.8 million for legal officers at magistrate courts, MVR 1.7 million for Maldives Correctional Service and MVR 1.4 million for additional staff at Civil Service Commission.

## 5 Budget Deficit

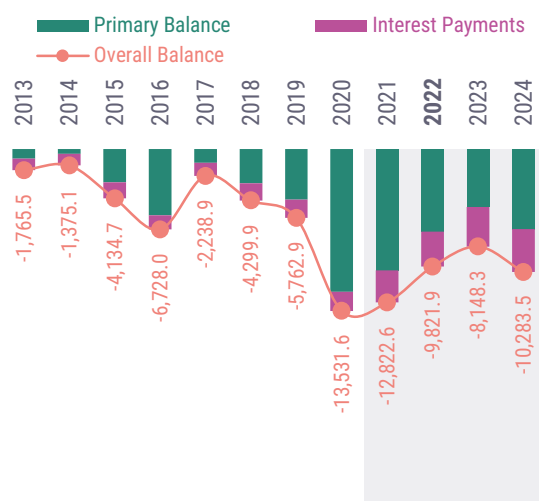
### 5.1 2021 Budget Deficit

The budget deficit (overall deficit) approved for 2021 was MVR 12,303.0 million. This is 18.5 percent of the nominal GDP- using the GDP forecast from the 2021 budget. The primary deficit approved for 2021 was MVR 9,834.6 million, which is 14.8 percent of the nominal GDP.

Based on the revised estimated for revenue and grants and expenditure, the overall and primary deficit for the year 2021 is expected to stand at MVR 12,822.6 million and MVR 10,135.7 million respectively. This is 16.6 percent and 13.2 percent of the revised estimate of nominal GDP, respectively.

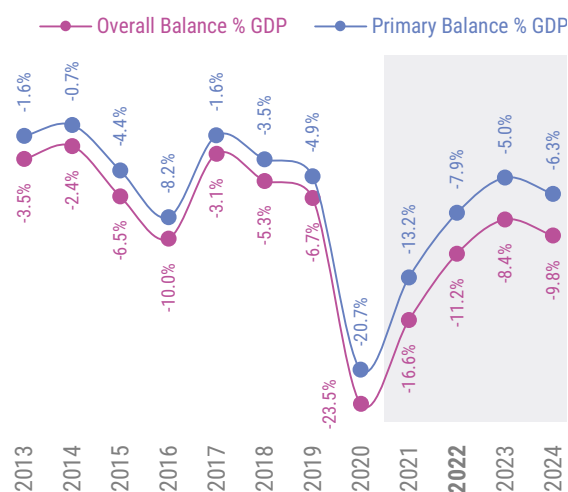
The deficit for 2021 is expected to increase compared to the approved figured primarily due to lower realization of revenue and grants that projected in the approved

**Chart 57: Overall Budget Deficit from 2013 to 2024, in millions of MVR**



Source: Ministry of Finance

**Chart 58: Overall Budget Deficit as a share of Nominal GDP from 2013 to 2024, in percentage**



Source: Ministry of Finance

budget. Although the tax revenues has performed much better than expected, the new revenue measures proposed in the 2021 budget were not implemented at the level envisaged and the grants did not realize at expected level.

## 5.2 2022-2024 Budget Deficit

Based on the estimates of total revenue and grants and the government expenditure for 2022, the budget deficit is estimated at MVR 9,821.9 million. This is 11.2 percent of GDP. The primary deficit of 2022 is estimated to be MVR 6,906.7 million, which is 7.9 percent of GDP.

Since the economy is expected to grow in 2022, government revenue and grants are also expected to grow in line. With the announced policy changes and the anticipated progress on PSIP projects, the government expenditure is estimated to increase in 2022, compared to 2021. However, as government revenue growth is expected to exceed the government expenditure growth, the budget deficit is estimated to be lower in 2022 compared to 2021. Furthermore, with the fast economic recovery and real GDP growth projected for 2022 deficit to GDP ratio is expected to come down in 2022, compared to 2021.

Over the medium term, in 2023 and 2024 the economy is expected to continue its recovery from the Covid-19 economic shock, thereby improving the revenue as well. With the acceleration in the execution of PSIP projects, the government expenditure is also expected to increase in the medium term. The overall deficit is expected to reduce to MVR 8,148.3 million in 2023, and increase to MVR 10,283.5 million in 2024. With these estimations, the deficit as a percentage of GDP is expected to come down to 8.4 percent in 2023 and rise to 9.8 percent in 2024. The deficit is expected to be lower in the year 2023 because, the revenue and grants for that year includes grant of USD 150 million for the repayment of T-bills invested by India.

## 6 Financing

Financing is the cash flow required to plug the budget deficit and other cash needs such as loan repayments. In addition to these the transfer of revenue from Airport Development Fee to Sovereign Development Fund for the future repayment of loans and other securities are also included in financing.

### 6.1 2021 Budget Financing

The financing needed to implement the 2021 budget is MVR 17,908.5 million. This includes MVR 12,822.6 million for settling the budget deficit, MVR 4,419.4 million for loan repayment, MVR 419.4 million for transfers to Sovereign Development Fund and MVR 247.0 million for other financing needs.

A large proportion of the financing need for 2021 was met through securities and loans issued to the domestic financial market. By the end of 2021, MVR 8,102.9 million is estimated to be raised from the domestic financial market through securities and loans. This includes the amount raised through the issuance of treasury bills, bonds and Islamic securities to the domestic market. The overdraft on the Public Bank Account (PBA) is also included under domestic financing. In April 2020 the People's Majlis approved a suspension of certain terms of the Fiscal Responsibility Act for a period of one year. With this suspension, the People's Majlis approved the government to overdraw the PBA within a maximum limit of MVR 4.4 billion. By the end of the one year suspension period, as the Covid-19 pandemic and State of Health Emergency was still prevailing, and since settling the overdraft within a short period of time would have been challenging to the government, and since there were large shortfalls in the cash flows to the government, the Ministry of Finance requested from the People's Majlis to extend the suspension by one more year, extending till April 2022. This request was granted by the People's Majlis in April 2021. In November 2021 Ministry of Finance requested the People's Majlis for a further

**Table 6: Financing Plan for 2021 to 2024, in millions of MVR**

	2021	2022	2023	2024
<b>To be Financed</b>	<b>(17,908.5)</b>	<b>(13,488.6)</b>	<b>(13,991.0)</b>	<b>(13,757.8)</b>
Budget Deficit	(12,822.6)	(9821.9)	(8,148.3)	(10,283.5)
Loan Repayment	(4,419.4)	(2861.7)	(4,940.9)	(2,498.8)
Transfers to Sovereign Development Fund	(419.4)	(769.2)	(874.2)	(960.3)
Others	(247.0)	(35.7)	(27.7)	(15.3)
<b>Forms of Financing</b>	<b>17,908.5</b>	<b>(13,488.6)</b>	<b>13,991.0</b>	<b>13,757.8</b>
Loans	2,084.6	2,885.4	3,117.7	3,921.0
Sukuk / Bond	7,710.0	3,084.0	2,313.0	2313.0
Green / Blue Bond	-	771.0	771.0	771.0
Multilateral / Bilateral Budget Support	-	771.0	771.0	771.0
Domestic Securities and Loan	8,102.9	3,892.8	5,727.6	5,402.6
Sovereign Development Fund	-	894.9	-	-
Subsidiary Loan Repayment	11.0	418.4	519.7	579.6
Privatization Receipt	-	771.0	771.0	-

Source: Ministry of Finance

extension to the suspension of the Fiscal Responsibility Act terms. The People's Majlis has subsequently voted to extend the suspension period till the 31<sup>st</sup> December 2023. Furthermore the Majlis recommended to convert MVR 2.5 billion of the PBA overdraft balance as of the 31<sup>st</sup> December 2021 to a 50 year amortizing bond issued to the MMA. In addition to this the Majlis has recommended to charge a daily interest rate of 0.1 percent per annum on the overdraft balance on the PBA, starting from the 1<sup>st</sup> of January 2022.

In 2021, MVR 9,794.6 million is expected to be raised as foreign financing. Of this MVR 7,710.0 million is to be raised through the issuance of financial instruments in the internal debt capital market. In 2020, for the first time since 2017, the Maldives returned to the internal debt capital market to successfully raise financing. As such USD 500 million was raised through the debut sovereign Sukuk issuance for the Maldives. From the proceeds of the Sukuk, USD 192 million was used to

partly repay the USD 250 due on the Sunnyside bond that is maturing in 2022. The repayment of part of the Sunnyside bond was carried out as part of a liability management exercise to improve the yield of the Sunnyside bond in the secondary market and to improve the coupon rate for the Sukuk.

In addition to these foreign financing for 2021 also includes MVR 2,084.6 million which is expected to be raised through loans from bilateral or multilateral partners. These loans are disbursed according to the progress of programs and projects financed by these loans.

## 6.2 2022-2024 Budget Financing

The total financing needed to meet the budget deficit and other cash needs for the year 2022 is estimated to be MVR 13,488.6 million. This includes MVR 9,821.9 million to finance the deficit, MVR 2,861.7 million for loan



repayment, MVR 769.2 million for transfer to Sovereign Development Fund and MVR 35.7 million other financing needs.

To meet the financing needs of the year 2022, MVR 7,511.4 million is expected to be sourced from foreign sources while the MVR 5,903.3 million expected to be sourced from domestic sources. Looking at the foreign financing, MVR 3,084.0 million is estimated to be raised through the issuance of securities such as a sukuk or a bond to international debt capital market. The Ministry of Finance is currently exploring the options available for Maldives on this front. As such, the government will opt for the option with the most concessional terms, including the interest rate. In 2020, the Government of Maldives signed a 3-year, USD 1 billion Sukuk program with the Islamic Cooperation for the Development of the Private Sector (ICD) of the Islamic Development Bank, with half of this amount issued in 2021. Therefore this will be one of the options the government will consider.

In addition to this, foreign financing includes, USD 50 million to be raised through the issuance of an innovative financing instrument. In this manner, issuing a Blue, Green or Social Impact bond are among the options being explored. Such instruments could enable the government to tap into the emerging Environmental, Social and Governance (ESG) investors in the global financial markets. Under an ESG issuance financing could be raised with the commitment to the achievement of social and environmental goals of the country.

The progress of large public infrastructure projects are expected to accelerate in 2022 thereby increasing the disbursements on loan financed projects. These includes the projects financed by the USD 800 million Line-of-Credit facility by the India EXIM Bank, the development of the Velana International Airport as well as the Greater-Male' connectivity project financed by a USD 400 million Line-of-Credit facility of the India EXIM Bank. MVR 2,885.4 million is estimated to be disbursed for the loan-financed projects in 2022. In addition to this, discussions are on-going with bilateral and multilateral

partners to arrange a USD 50 million facility for budget support.

Looking at domestic financing for 2022, MVR 3,892.8 million is planned to be raised through domestic securities and loans. This includes the financing raised through the issuance of T-bills, T-bonds and Islamic instruments to domestic investors including the Pension Fund, banks and other domestic investors. This is lower than the amount raised in 2021. Consideration has been given to maintain the domestic financing at a level which would not crowd-out the private sector.

In 2021 the government has been carrying out studies on the privatization of state-owned enterprises. With the completion of the studies, the government plans to launch a privatization program in 2022 and to raise financing from this exercise in 2022 and 2023. In addition to financing inflow to the government, the objectives of privatization program includes restructuring and enhancing the efficiency of the state owned enterprises with the participation of capable and experienced partners. As such the privatization program will target state owned enterprises that could improve profits through private sector participation. The program

**Table 7: Sovereign Development Fund Balance (as of 30 September 2021)**

in millions	MVR	USD
Inflows	3,902.0	253.0
Airport Development fee	2,285.6	148.2
Government Deposits	1252.4	81.3
Others	364.0	23.6
Outflows	-3,019.1	-195.8
Investment	-2,648.2	-171.7
Expenditure	-370.9	-24.1
Closing Balance	882.9	57.3
<b>Fund Size (Inflows - Expenditure)</b>	<b>3,531.1</b>	<b>229.0</b>

Source: Ministry of Finance



will also identify the ideal modality for privatization for each entity, with stock issuance to the public through a public offering, a tie up with a strategic partner or Public-Private Partnership being some of the options on the table. In 2021 MVR 50 million is expected to be received as privatization receipts. With the conclusion of the privatization study the government plans to disclose the privatization plan in 2022.

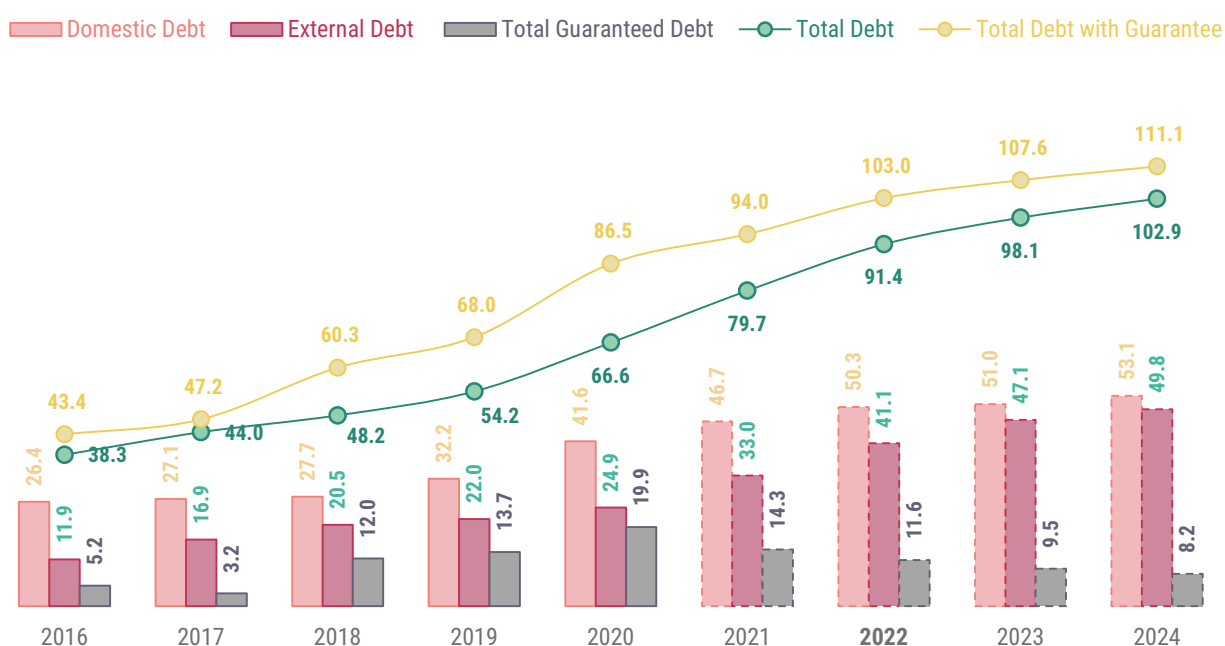
With the issuance of the debut sovereign bond to the global financial market in 2017, the government of Maldives established a Sovereign Development Fund (SDF) and have been depositing funds in the SDF. The main objective of establishing the SDF is to reduce the repayment risk and increase the capacity of the government to repay debt. As such as the revenue raised through the Airport Development Fee has been earmarked to the SDF, while additional "forced savings" has also been deposited in to the SDF. The Sovereign Development Fund is to be utilized in 2022 to repay the remaining USD 58 million in principal due on the USD 250 million Sunnyside bond issued in 2017 which is maturing in 2022.

## 7 Public Debt

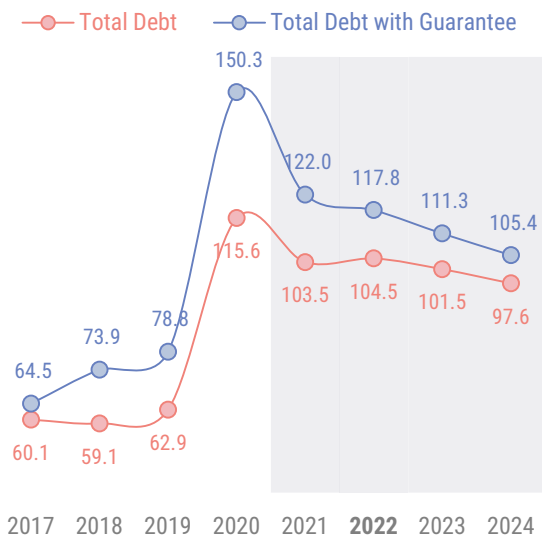
Public Debt includes the stock of treasury bills, bonds, other financial instruments issued to the domestic market, loans from domestic financial institutions, external loans from bilateral and multilateral partners, as well as the stock of bonds and sukuk issued to the international financial market. A broader definition on Public and Publicly Guaranteed Debt stock can include the stock of sovereign guaranteed debt in addition to public debt.

Public Debt has been on an increasing trend over the past years. It has grown particularly rapidly rising since 2016, with the commencement of a large public infrastructure scale up financed through foreign loans and government guaranteed loans. With the emergence of the Covid-19 pandemic in 2020 and the slide in government revenue, to ensure continuity of the public services, the debt financing need of the government has increased substantially over the last two years.

**Chart 59: Domestic and External Direct Debt and Guarantees, in billions of MVR**



Source: Ministry of Finance

**Chart 60: Debt as a percentage of GDP**

Source: Ministry of Finance

## 7.1 Public Debt 2020

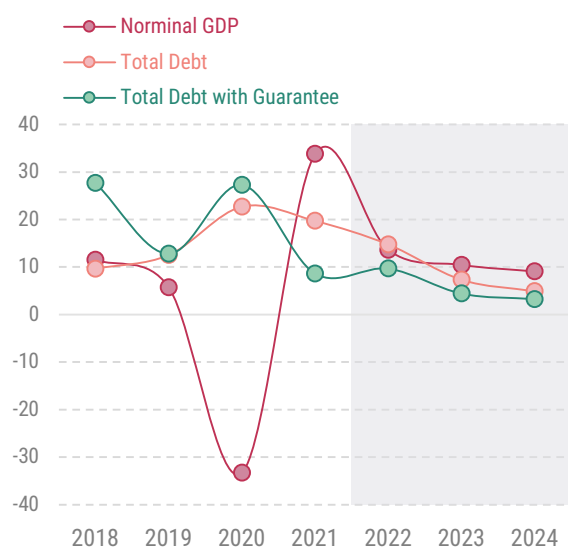
The direct public debt stood at MVR 66,562.9 million by the end of 2020. This includes external debt of MVR 24,934.6 million and domestic debt of MVR 41,628.3 million. At the end of 2020 the public debt was equivalent to 115.6 percent of nominal GDP. The public and publicly guaranteed debt stood at MVR 86,511.2 million by the end of 2020. This is equivalent to 150.3

percent of nominal GDP. The significant increase in debt to GDP ratio in 2020 is mainly driven by the sharp decline in nominal GDP and the additional financing needed to maintain government operation despite the hit to government revenues due to the Covid-19 pandemic.

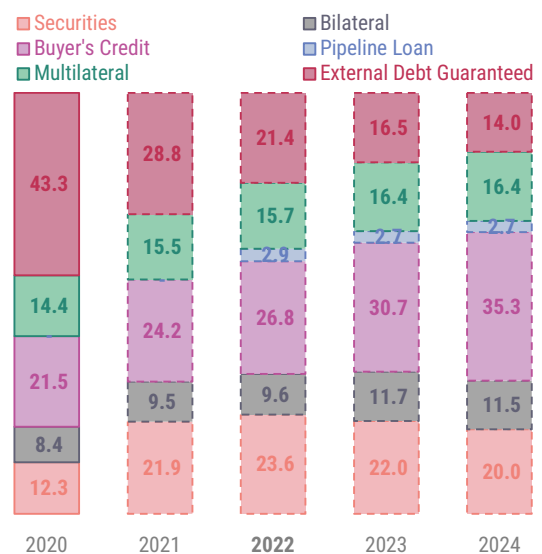
Debt Service cost includes the spending on interest payment and debt amortization. In 2020, MVR 2,797.0 million was spend on debt service, which is 25.0 percent lower than approved budget of 2020. This was due to the Debt Service Suspension Initiative (DSSI) by G20 countries which deferred the debt service payments to official creditors. The debt service to revenue ratio stood at 18.4 percent in 2020.

## 7.2 Public Debt 2021

It is estimated that the total direct public debt would stand at MVR 79,676.0 million by the end of 2021. This is equivalent to 103.5 percent of nominal GDP. Total public and publicly guaranteed debt is estimated to reach MVR 93,969.9 million by the end of 2021, which is equivalent to 122.0 percent of nominal GDP. The decline in Debt to GDP ratio in 2021 is largely due to anticipated growth in nominal GDP by 33.8 percent in 2021.

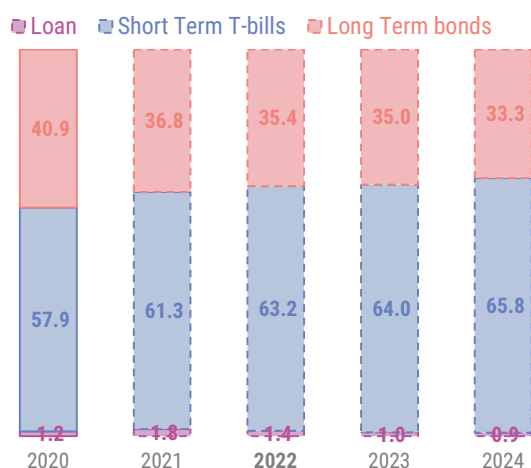
**Chart 61: Growth of Nominal GDP and Debt,**

Source: Ministry of Finance

**Chart 62: Distribution of External Debt, in percentage**

Source: Ministry of Finance

**Chart 63: Composition of Domestic Debt, in percentage**



Source: Ministry of Finance

## 7.2.1 External Debt

The total direct external debt is estimated to stand at MVR 33,003.2 million by the end of 2021 which is a 32.4 percent increase compared to 2020. This increase in external debt is attributed to the USD 500 million sukuk issued to the global capital market in 2021. However, the disbursements on the exiting loan agreements are not expected to materialize as per previous estimated. This is due to disruptions to the global supply chain due to

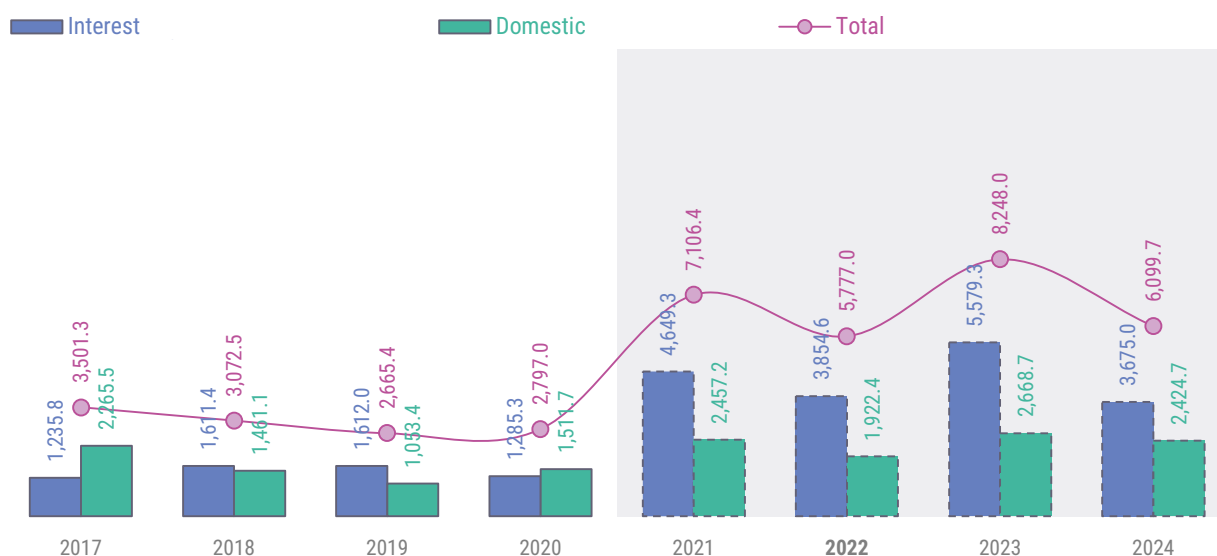
the Covid-19 pandemic, which has slowed progress on debt financed infrastructure development projects.

The debt outstanding to buyer's credit lenders account for the largest share of external debt, which accounts for 24.2 percent of the public and publicly guaranteed external debt. Moreover, debt outstanding to multilateral lenders and bilateral lenders are expected to account for 15.5 percent and 9.5 percent of outstanding debt, respectively.

## 7.2.2 Domestic Debt

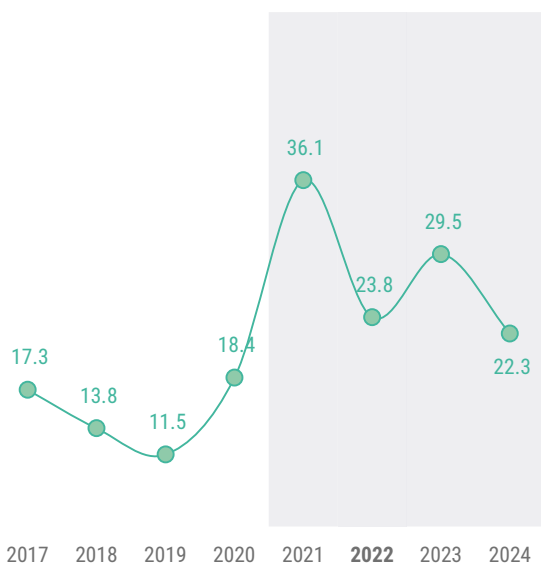
The estimate for total domestic debt at the end of 2021 is MVR 46,672.8 million, which is an increase of 12.1 percent compared to 2020. Short-term treasury bills issued to domestic market accounts for a majority of domestic debt, accounting for 61.3 percent of outstanding domestic debt. Other instruments such as long-term bonds account for 36.8 percent of outstanding domestic debt, while loans from commercial banks account for 1.8 percent of domestic debt.

**Chart 64: Debt Servicing, in MVR millions**



Source: Ministry of Finance

**Chart 65: Debt Servicing to Revenue Ratio, in percentage**



Source: Ministry of Finance

### 7.2.3 Debt Servicing

It is estimated that MVR 7,106.4 million would be incurred as direct debt service cost in 2021. This is a 154.1 percent increase compared to 2020. This increase is largely attributed to the repayment of a large portion of the outstanding USD 250 million sovereign bond, as a part of liability management exercise carried out by the government. In April 2021, in the process of issuing the debut sovereign Sukuk for Maldives in the international debt capital market, under an any-and-all offer, 76.8 percent (MVR 2,960.6 million) of the sovereign bond has been repaid. As a result of this, government's short-term re-financing risk has been decreased substantially.

In April 2021, the G20 Debt Service Suspension Initiative (DSSI) was extended through to the end of December 2021. Hence, the Government of Maldives has requested from the G20 official creditors to extend the repayment of debt. It is estimated MVR 1 billion in debt servicing could be deferred in 2021 under the DSSI.

Debt servicing as a percentage of government revenue is estimated to be at 36.1 percent in 2021.

## 7.3 Public Debt 2022-24

It is estimated that direct public debt would stand at MVR 91,421.6 million in 2022. This is 104.4 percent of the nominal GDP. In the medium-term debt as a percentage of nominal GDP is expected to decline as GDP is estimated to grow at a faster pace than debt.

In 2022, public and publicly guaranteed debt is expected to stand at MVR 103,048.9 million. This is 117.8 percent of the nominal GDP. In the medium-term, as the existing publicly guaranteed debts are repaid the guaranteed debt outstanding is expected to decline year on year.

### 7.3.1 External Debt

In 2022 direct external debt is expected to stand at MVR 41,131.7 million. This is equivalent to 47.0 percent of nominal GDP. Over the medium term, external debt is expected to increase to at MVR 47,104.3 million in 2023 and MVR 49,771.2 million in 2024.

Over the medium term external debt is expected to increase as the disbursements on ongoing loan financed projects are expected to progress at a faster pace. Furthermore, medium-term debt estimates includes the proposed financing to be raised through the issuance of bonds, sukuks, and innovative financing instruments in the international debt capital market.

### 7.3.2 Domestic Debt

By the end of 2022, total domestic debt is expected to stand at MVR 50,289.9 million, which is equivalent to 57.5 percent of the nominal GDP. In the medium term direct domestic debts is expected to increase to MVR 51,012.7 million in 2023 and MVR 53,145.5 million in 2024.

The estimated increase in the medium-term domestic debt is expected to come from the issuance of short-term treasury bills, other short-term instruments and

---

long-term treasury bonds and sukuks issued to the domestic market.

### 7.3.3 Debt Servicing

In 2022 MVR 5,777.0 million is expected to be spent on debt servicing, which is 18.7 percent lower than 2021. The reason for the decline is due to higher debt servicing in 2021 with the repayment on the sovereign bond. However, in comparison to the past years debt servicing costs are expected to increase over the medium term.

From the amount spent on debt servicing in 2022, MVR 3,854.6 million is expected to be on external debt service. This includes the repayment of MVR 894.4 million remaining from the principal on the Maldives sovereign bond sold in 2017 that comes due in 2022. Debt servicing is also expected to increase in the medium term as the G20 DSSI is likely to be discontinued in 2022. Hence, starting from 2022 debt servicing will recommence on the debt issued to official creditors that we suspended under the DSSI. Furthermore, the increase in public debt in the past 2 years as a result of Covid-19, and increase in the average interest rate of debt portfolio are also contributing factors to the increase debt servicing expenditures. However, it should be noted that the interest rate on the debt portfolio remains highly concessional.

The debt servicing expenditure for domestic debt is estimated to be MVR 1,922.4 million in 2022. In 2022 debt servicing as a percentage of government revenue is estimated to be at 23.8 percent. In medium term, debt servicing as a percentage of government revenue is estimated to increase to 35.1 percent in 2023 and come down to 24.2 percent in 2024.

# Public Sector Investment Program

The Public Sector Investment Program (PSIP) is the medium-term plan consisting of governments investment in infrastructure projects. The main objective of this program is to overcome the different social challenges faced by the country, support economic growth, and to invest in projects that are otherwise beneficial to the people. Further, this program is a key gateway to development.

PSIP generally entail projects intended to achieve the development goals laid forth by the government. However, with the outbreak of Covid-19, the PSIP needed to be formulated in accordance with the National Resilience and Recovery Plan. This program will be geared towards the successful completion of key projects laid out by the plan. Alongside this, efforts to mobilize projects related to priority areas of the government with the assistance of international financial organisations have also been increased. As a result, the projects carried out during the course of this term will all contribute to the achievement

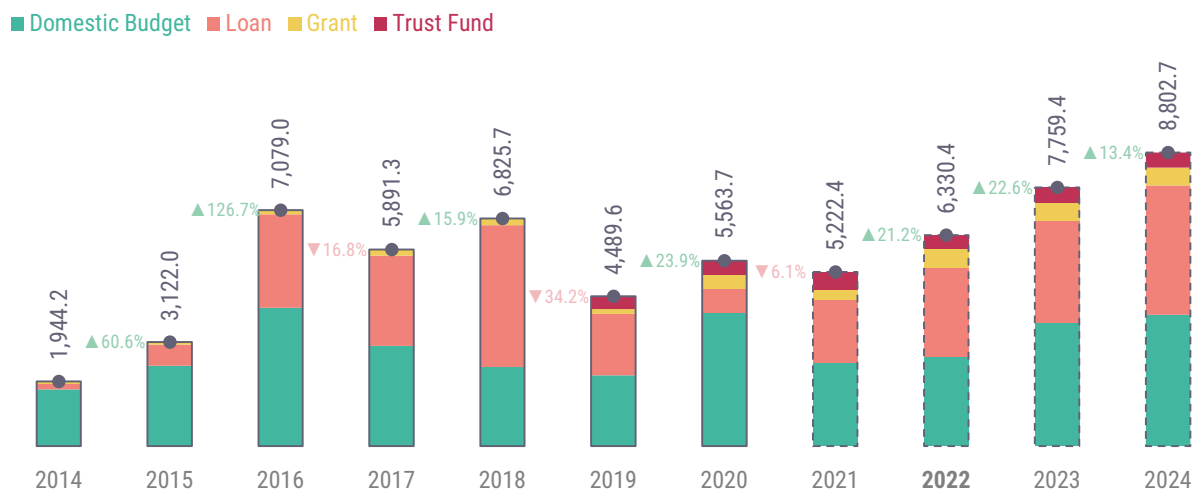
of the pledges of this administration. Further to this, the participation of local councils in projects implementation has increased following decentralisation.

## 1 2022 PSIP Aim

The swift and unprecedented shock of the Covid-19 pandemic and precautionary measures taken to contain it have plunged the economy into a severe contraction in 2020. As in 2021 the upcoming year 2022, the government will focus on overcoming the economic fallout, caused by the pandemic, by taking significant control measures.

The 2022 budget and medium-term budget would focus on delivering the key pledges of the president which has yet to be delivered. This includes mega infrastructure projects that would deliver the governments priority

**Chart 66: Public Sector Investment Program, in millions of MVR**



Source: Ministry of Finance

policies. This year's PSIP would also reflect the key policy priorities reflected in the "National Resilience and Recovery 2020-2022".

As such this year's budget would reflect projects that would bring economic diversification and transformation. Thereby, Improving the tourism sector by investing in transportation sector to ease tourism sector growth. Also, investing in fisheries and agriculture sector to increase net value in these sectors and investing in manufacturing sector to increase value addition.

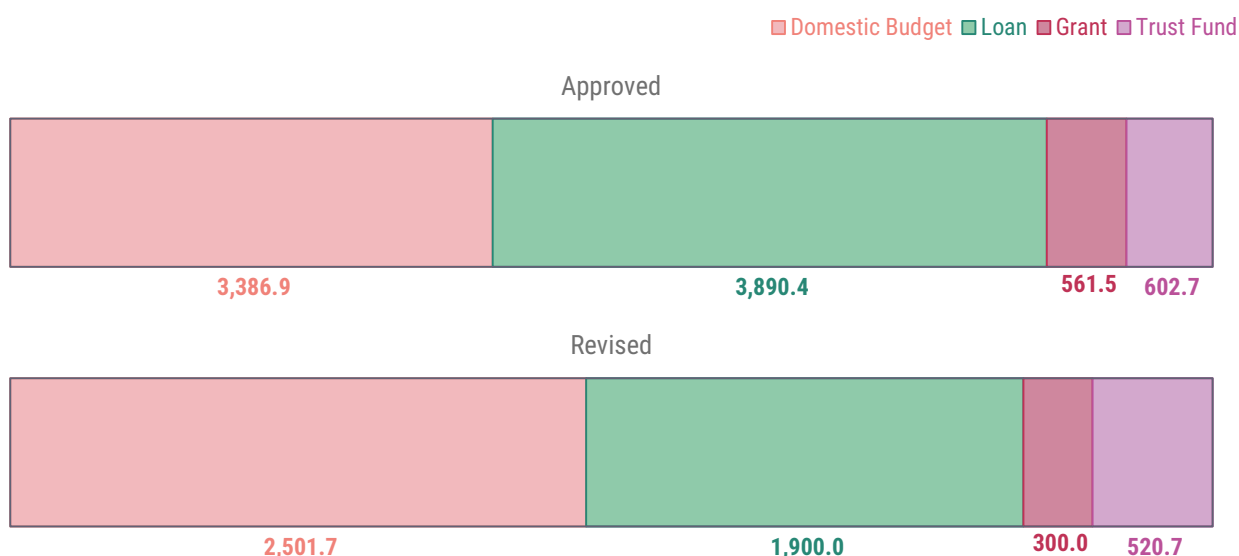
As such, the 2022 PSIP is aimed at expanding and improving the quality of education and healthcare services. In addition to this, one of the main pledges of the government to complete developing water and sewerage system in all the islands is included in this budget. Consequently, the 2022 PSIP comprises of projects geared towards improving the general standard of living and projects related to development of infrastructure to ease access to islands. This budget also includes projects that would bring regional development through decentralisation.

## 2 PSIP in 2021

The total approved PSIP budget for 2021 was MVR 8,441.5 million. The sources of financing for that budget includes MVR 3,389.9 from domestic budget and MVR 4,451.9 million from foreign loans and grants. In addition, MVR 602.7 million was financed from trust funds. The total approved PSIP for 2021 is 24.2 percent of the approved budget for that year.

The PSIP budget approved for 2021 was formulated to facilitate the commencement of large and key projects that was disrupted due to Covid-19 and to reprioritise the projects that have been outlined in the government's Strategic Action Plan. This includes projects geared towards improving the general standard of living and projects that are aimed at developing the health sector. Similarly, projects and activities to facilitate diversification and stimulate the economy were also included in the 2021 PSIP. with the purpose of diversifying the Maldivian economy, a higher priority was given on projects and events that will facilitate for and encourage the growth of various industries.

**Chart 67: Approved and Revised PSIP for 2021, in millions of MVR**



Source: Ministry of Finance

The revised PSIP for 2021 is estimated to be at MVR 5,222.4 million. This is around 61.9 percent lower than the approved PSIP for this year and 6.1 percent lower than the actual PSIP expenditure for 2020. The fall in PSIP expenditure when compared to the approved is due to the lower absorption and speed following the Covid-19. This is also low rate of commencement of new projects due to cashflow difficulties.

The revised PSIP would mainly be spend from the domestic budget of MVR 2,501.7 (29.6 percent of total PSIP). This also includes MVR 520.7 million trust funds and MVR 2,200.0 million from foreign sources.

## 2.1 Composition of PSIP 2021

Based on the revised estimates, PSIP 2021 illustrates a major focus is on projects related to transportation, land reclamation and road development, water and sanitation, environmental protection, development of health and social services and housing. The collective spending on all the aforementioned sectors amounts to MVR 4,068.4 million, which is 77.9 percent of the revised estimates for spending on total PSIPs.

The largest share of PSIP spending in 2021 is expected to be on land reclamation. While a sum of MVR 1,687.0 million is estimated to be spent on these projects, the largest expenditure will be spent on harbour construction. This is estimated to be MVR 605.7 million, while an estimated MVR 514.8 million would be spend on airport development in multiple islands and MVR 503.8 million would be spend on the construction of bridge.

An estimated MVR 596.9 million would be spend on harbor construction in multiple islands. This includes the spending of MVR 305.0 million on the completion works of Hdh.Kulhudhufushi harbor. Among airport development projects, the terminal development project of velana international airport, funded by foreign sources would also be ongoing during the year. In addition, spending would also be on the Greater Male' Connectivity Project (Male-Thilafushi Bridge).

Spending would also be on water and sewerage projects in multiple islands. This is estimated to be at MVR 1,108.3 million. Among this includes 34 Islands water and sewerage project funded by Indian Exim bank. The disbursement for the project is estimated to be at MVR 217.8 million. Water and sewerage projects funded by Green fund is estimated to be at MVR 233.0 million. The major components of water and sewerage projects are estimated to be spend on Maldives green fund.

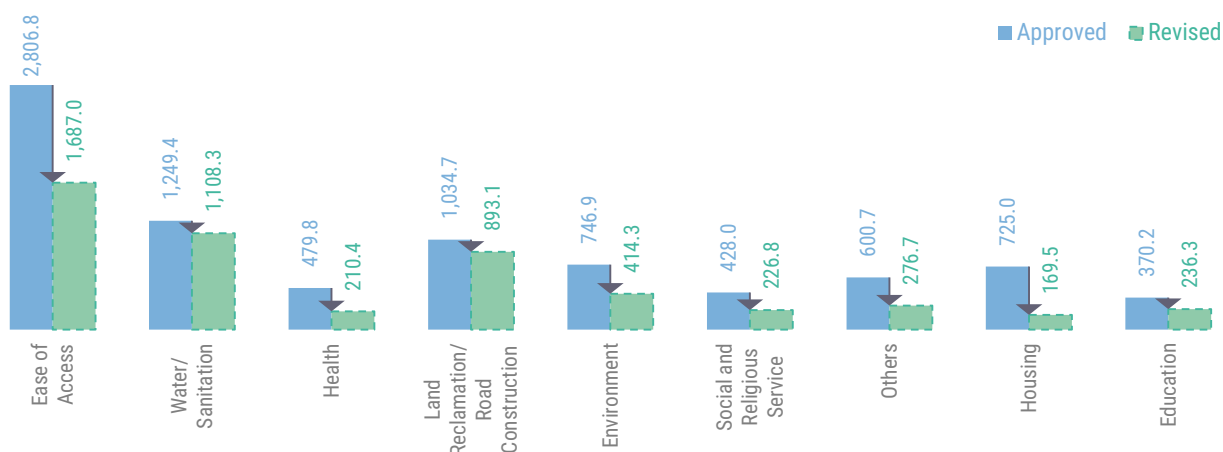
Apart from this, a higher percentage of the PSIP budget is estimated to be spend on land reclamation and road construction. While, spending in land reclamation is estimated to be at MVR 379.6 million, spending on road construction is estimated to be at MVR 513.5 million. Among this includes, Addu city development project; road construction and land reclamation in Addu city. This project is among the major projects financed by Indian exim bank loan.

An estimated MVR 414.3 million would be spend on environment protection. This includes MVR 163.6 million on renewable energy, MVR 148.8 million on waste management and MVR 79.4 million on coastal protection. Among this includes MVR 88.3 million on Accelerating renewable energy integration and sustainable energy project (ARISE), MVR 64.4 million on Preparing Outer island for sustainable energy development project (POISED) funded by ADB. Apart from these, notable projects on waste management includes Addu city regional waste management facility and greater Male' environmental improvement and waste management project. An estimated MVR 51.0 million is expected to be disbursed on this project. Further, among projects on coastal protection includes Kuwait fund financed Coastal protection project in Fuvahmulah city.

An estimated MVR 210.4 million is to be disbursed on health sector. This includes MVR 104.7 million on the development of tertiary hospitals on 5 regions. Apart from this, the tendering works of development of cancer hospital project in L.Gan and upgrading of health centers in multiple islands include MVR 104.2 million.



**Chart 68: Approved and Revised PSIP composition for 2021, in millions of MVR**



Source: Ministry of Finance

It is estimated that MVR 230.1 million would be spend on education sector while MVR 178.3 million would be spend on sports sector.

projects at 104 in the tendering stage, MVR 782.0 million for 287 projects in pre-tendering, MVR 3,635.0 million for 397 ongoing projects, and MVR 112.3 million as retention for 161 completed projects.

### 3 Approved PSIP 2022

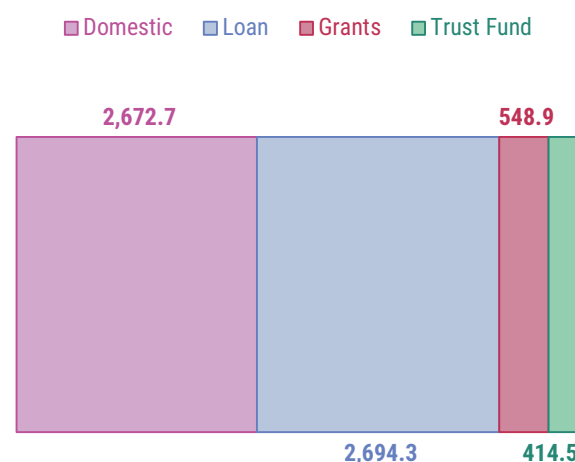
The total approved budget for PSIP 2022 is MVR 6,330.4 million. This is a 21.2 percent increase from the 2021 revised estimates for PSIP. This year's PSIP would focus mainly on the completion of projects that were postponed due to Covid-19 and on projects that would stimulate economic activities, and investments on projects that would improve the wellbeing of the general public.

The approved PSIP for the year 2022 accounts for 17.1 percent of the National Budget. The approved PSIP expenses include MVR 2,672.7 million from domestic budget, MVR 2,694.3 million from foreign loans, MVR 548.9 million from foreign grants and MVR 414.5 million from trust funds. Similar to previous years, the majority of the trust fund expenditure will be from the Maldives Green Fund. This is 6.6 percent of total PSIP budget.

The approved PSIP 2022 expenses include MVR 1,401.8 million for 347 new projects, MVR 139.6 million for

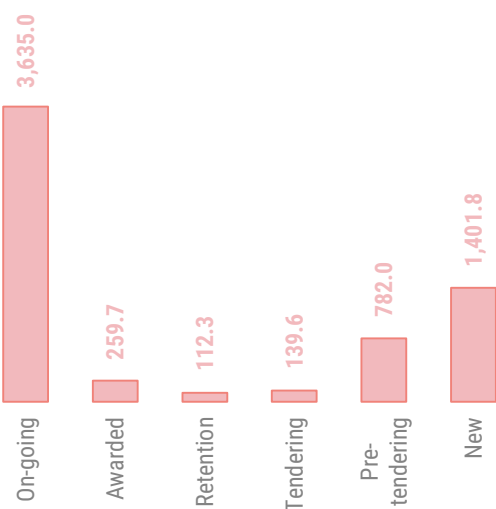
The approved PSIP budget 2022 was prepared to address the key pledges of the government. Additionally, it is aimed to facilitate the initiation of the key projects that have been outlined in the "National Resilience and Recovery Plan 2020-2022" to diversify the economy and strengthen economic resilience. This includes projects geared towards introducing new economic activities,

**Chart 69: PSIP Composition for 2022, in millions of MVR**



Source: Ministry of Finance

**Chart 70: Status Composition of PSIP for 2022, in millions of MVR**



Source: Ministry of Finance

and to projects to address the housing problems faced by the people, in addition to promoting the tourism sector. Projects such as the construction of the Male-Thilafushi Bridge and trans-shipment port will further improve the country's economic position and strengthen fiscal conditions. In addition to establishing water and sanitation systems in all the islands, the Velana International Airport terminal and runway development project is also given a high priority in this budget.

### 3.1 Functional Classification of PSIP 2022

The PSIP Budget for 2022 prioritizes projects that will fulfil the pledges of the president thereby, invests in projects outlined in the National Resilience and Recovery Plan. The largest shares of PSIP Budget 2022 is allocated for Greater Male' Connectivity Project and for housing and road development projects.

#### Ease of access

The largest allocation of PSIP 2022 is on projects that would ease access to islands. The total of these projects amounts to MVR 1,756.7 million which is 27.7 percent of the total PSIP Budget. The majority of the expenses on this function is financed through foreign loans.

Among this function, a major component of this budget would be spent on development of airports. This includes MVR 560.8 million loan for Velana International Airport terminal and runway development project. The funding agencies for this loan includes Saudi Fund, Abu Dhabi Fund, Kuwait fund and OFID Fund. Moreover, MVR 123.2 million will be financed from the domestic budget for development of domestic airport project. Further, the development of International airport at S.Gan is financed by the Indian Exim line of credit while N.Maafaru airport Extension project is financed through the MVR 1.6 million loan from Abu Dhabi Fund and MVR 30.0 million from the domestic budget.

Another significant allocation is MVR 633.4 million on Greater Male' connectivity Project. This project is financed by, MVR 543.3 million as foreign loan, MVR 76.2 million Indian Grant and MVR 14.0 million by the domestic budget. This project is one of the mega projects planned by this administration.

In addition to this, a total of MVR 425.3 million is budgeted for upgrading of harbours in 178 islands. This includes 41 ongoing projects and 29 new projects. Moreover, in this category, MVR 21.0 million is included for the development of port and MVR 30.0 million is budgeted for high speed ferry network access improvement platform project. This budget also includes the implementation of high speed ferry network in the Northern Province.

#### Water and Sanitation

Providing access to clean drinking water and sanitation for all islands in Maldives is one of the key priority areas of this administration. The initiation and implementation of projects to provide access to water and sewerage in all islands was started in 2021. For the year 2022, MVR 954.4 million has been proposed in which a majority of it is to complete the projects that started in 2020 and 2021.

---

Majority of the projects in this function are carried out by the SOE, Maldives Water and Sewerage Company (MWSC), through deferred payments or payments in installments. This includes the “34 Islands Water and Sewerage Project” financed by a combination of Indian government’s line of credit facility and the domestic budget, as well as OFID’s loan funded “Provision of water supply, sanitation and waste management project” carried out in multiple islands.

The other significant expenditure item in this function is MVR 131.1 million for water systems. This includes MVR 77.9 million for 24 ongoing projects. Majority of the projects under this are financed through the Maldives Green Fund.

MVR 69.5 million has been budgeted for the development of sewerage systems which is 1.1 percent of the overall PSIP budget for 2022. This includes the provision of sewerage systems in newly reclaimed areas of GA. Villingili for the new settlements and Islamic Development Bank’s loan funded “Sanitation in 5 islands” project. One of the most notable newly initiated project is upgrading the sewerage system in the new settlements in L.Gan Thundi.

## Environment Protection

Projects related to environment protection accounts to MVR 941.7 million which is 14.9 percent of the total PSIP budget. Out of this MVR 358.9 million is approved for projects related to waste management. This includes a total of MVR 253.1 million funded by the Asian Development Bank for the ongoing Greater Male’ Waste to Energy Project at K.Thilafushi and Greater Male’ Environmental and Waste Management Project. Also, MVR 16.8 million is to be funded by Maldives Green Fund for the ongoing Addu City Regional Waste Management Project.

In the renewable energy category, MVR 181.2 million has been approved to spend for the ongoing “Preparing outer-islands for sustainable energy development

project” while MVR 25.0 is to be financed through ADB grant for the new renewable energy project (ASSURE).

Among this category, for Coastal protection; a total of 26 new and 23 ongoing related projects MVR 230.7 million has been approved for 2022.

## Land Reclamation and Road construction

A total of MVR 619.5 million is allocated for the land reclamation and road construction. This contributes to 9.8 percent of the total PSIP for 2022. The largest expenditure in this category is for road construction projects in multiple islands. Out of this, India Exim bank line of credit facility of MVR 109.2 million will be used to finance for the ongoing Addu City road development project. Several new projects are to be commenced at AA. Ukulhas and HA. Ihavandhoo. MVR 264.9 million is proposed for the ongoing road building projects at multiple islands.

India Exim bank line of credit facility of MVR 109.2 million would be used to finance the Addu City land reclamation project. Moreover, MVR 15.0 million is allocated for the second phase of the land reclamation at K.Gulhifalhu under contractor financing or loan. The purpose of the second phase of Gulhifalhu is to accommodate warehouses, and facilitate industrial and logistical zoning upon the completion of the international port in Gulhifalhu. Furthermore, new land reclamation projects are to be financed through domestic budget at Gdh. Gahdhoo and AA. Mathiveri.

## Housing

In order to fulfil the housing pledges of this administration, MVR 599.7 million has been approved in the PSIP for 2022. Under this pledge a contract has been signed with the Indian Exim bank and Fahi Dhiriulhun Corporation to construct 4000 housing units 2021. The equity needed for these housing units would be paid with the FDC’s budget for 2021. Furthermore, MVR 448.5 million is

allocated from the domestic budget for the finance cost of the new housing units National Social Housing project and other projects by FDC.

In Addition, MVR 56.7 million financed by Saudi Fund loan for Affordable housing project is also included. A total of MVR 24.3 million for the ongoing 100 housing units at M. Kolhufushi, B.Thulhaadhoo, Lh.Naifaru and Th.Thimarafushi has been included while MVR 7.9 million are included for the 105 housing units at Hdh. Kulhudhuffushi.

## Health Services

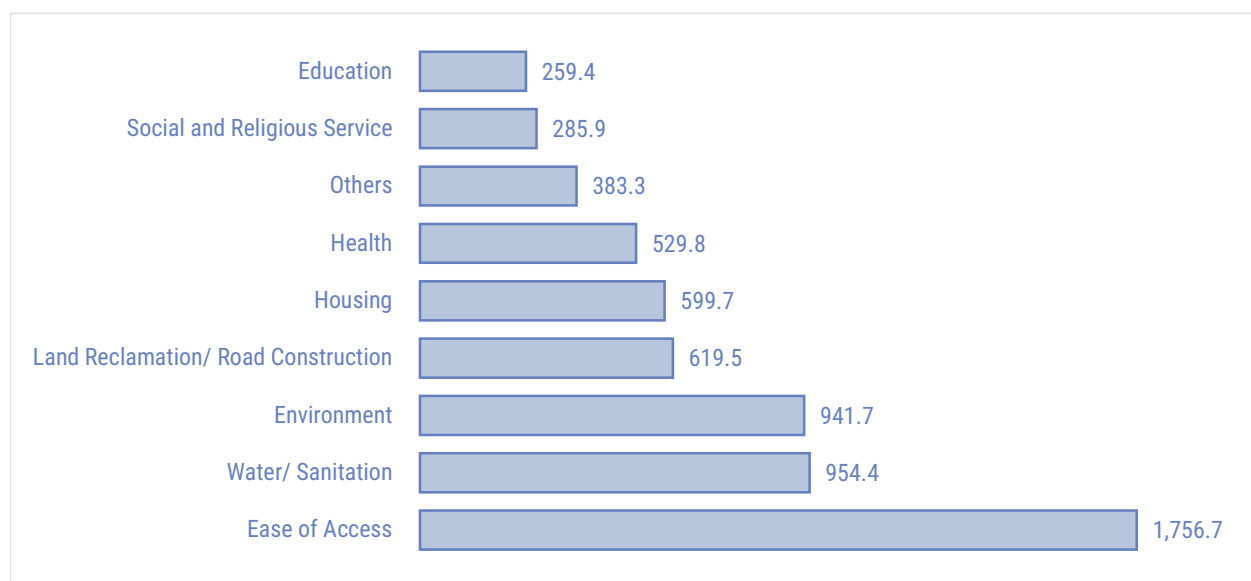
A total of MVR 529.8 million, amounting to 8.4 percent of the total PSIP is allocated for health services. Majority of this includes projects for the development of the health sector, with infrastructural developments. An estimated MVR 60.4 million is approved for the establishment of the cancer hospital at L.Gan, and the development of the 5 tertiary hospitals in Gdh.Thinadhoo, L.Gan, Hdh. Kulhudhufushi and R.Ungoofaaruu. Furthermore, 11 new hospitals are to be established through Kuwait Fund along with 5 new hospitals financed through Indian Exim Bank. This includes establishing new hospitals at

Ha.Dhidhoo, Dh. Kudahuwadhoo, Ga. Villingili, R. Alifushi and N. Manadhoo. In addition, Establishment of Health management centers at various zones are also included in this year's budget.

## Social and Religious Services

In order to develop social and religious services the approved budget for 2022 includes MVR 285.9 million which is 4.5 percent of the total PSIP. New projects such as development of Galolhu Stadium, development of national basketball centre, development of national table tennis centre and development of synthetic tracks at Fuvahmulak City, S.Hithadhoo, Hdh.Kulhudhuffushi, and Gdh. Thinadhoo will be financed through India Exim bank Line of credit facility. Moreover, to promote tourism, and water sports, surf shacks are to be established at 8 different locations. Furthermore, MVR 26.3 million is allocated for constructing mosques while MVR 33.9 million are allocated for social sector related projects.

**Chart 71: PSIP Composition for 2022, in millions of MVR**



Source: Ministry of Finance

---

## Development of Education Infrastructure

For the year 2022, the majority of the expenditure of development of educational infrastructure is allocated for construction of schools in Hulhumale'. This includes MVR 9.9 million for the ongoing school construction at Hulhumale Phase II and MVR 19.6 million for the 4 new schools to be constructed at Hulhumale Phase II. Apart from this, MVR 19.5 million is approved for the establishment of State of the Arts TIVET institute at Hdh.Kulhudhuffushi, Fuvahmulah, R. Alifushi and Hulhumale'. Moreover, MVR 5.0 million for the construction of CHSE B block at hulhumale' and MVR 4.3 million for the construction of Dharumavantha school from the domestic budget are also included under this sector.

## Others

Other significant large projects proposed for 2022 includes MVR 47.6 million financed by World Bank for the Maldives Resilience Urban Development project, MVR 14.6 million for establishing Addu City Tourism development zones and MVR 17.1 million for the Agribusiness program at multiple islands. Moreover, in order to reduce the congestion, MVR million is budgeted for a new project of establishing 2 vehicle parking buildings. Through India Exim bank Line of credit facility, MVR 17.4 million is budgeted for establishing Police Stations in multiple islands.

## 3.2 PSIP 2022 Allocation by Office

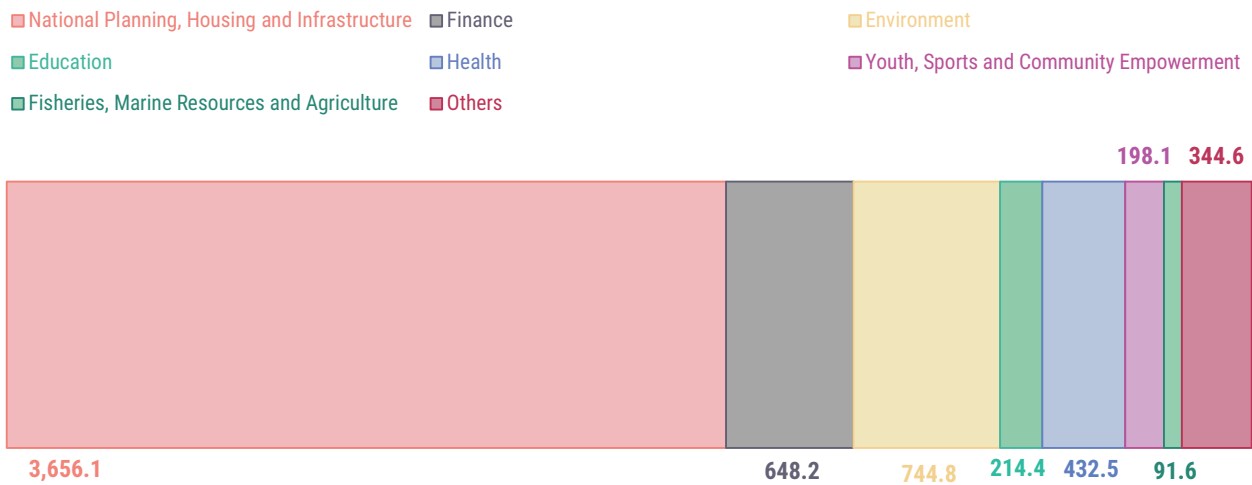
PSIP's are distributed to the offices based on the implementing agency of that specific project. As such, the budget of projects that are implemented under councils will be allotted to the agency in which is relevant to that project. The vast majority of the PSIP will be implemented by the Ministry of National Planning, Housing and Infrastructure, of which total amounting to 57.8 percent. The ministry would be carrying out 465 projects amounting to MVR 3,656.1 million, which includes the new National Social Housing project, High speed ferry network access improvement platform at multiple islands, and the ongoing Greater Male' connectivity Bridge and Development of domestic airports at multiple islands.

Ministry of Environment, Climate change and Technology will be implementing 11.9 percent of the PSIP approved for 2022 which is MVR 744.8 million for 42 projects. Projects implemented by this ministry includes Greater Male' Environmental Improvement and Waste Management project financed by grant and The Maldives Green Fund and the renewable energy project, preparing outer island for sustainability energy development at multiple islands. Another noteworthy project is Accelerating renewable energy integration and sustainability project financed through loan and grant.

Ministry of finance is the third largest implementing agency with an allocation of 10.3 percent of the total PSIP in 2022. Projects under this Ministry are carried out by the State-Owned Enterprises which are financed either by loans or grants. In this regard, 3 projects worth MVR 648.2 million are included. This consists of the notable projects such as the development of Velana International Airport runway and terminal implemented by Maldives Airports Company Limited and Hulhumale' island development projected by Housing Development Corporation.

Furthermore, Ministry of Health will be implementing 6.7 percent of the PSIP for 2022. This includes development

Chart 72: PSIP 2022 Allocation by Office, in millions of MVR



Source: Ministry of Finance

of new hospitals at multiple islands and MVR 432.5 million for 113 projects for improving the quality of services provided.

A total of 300 projects worth MVR 198.1 million will be implemented by the Ministry of Youth, Sports and Community Empowerment while Ministry of Education will be implementing 191 projects worth MVR 214.4 for the development and expansion of schools located in Male' and the atolls.

---

# Medium-Term Fiscal Risks

This section identifies the fiscal risks that may be faced in the implementation of the Approved Budget 2022. Fiscal risks are factors that may cause fiscal outcomes to deviate from expectations or forecasts. These factors comprise potential macroeconomic shocks, potential shocks to government revenues, expenditures, assets, or liabilities, which are not reflected in the government's fiscal forecasts in the budget 2022. The sources of risks may be macroeconomic risks that may have implications for government revenues as well as expenditures, as well as specific fiscal risks that arises from the realization of contingent liabilities or other uncertain events. A comprehensive disclosure and analysis of fiscal risks can help the government to ensure that fiscal policy can respond to potential future economic and fiscal shocks, that specific risks are actively monitored and managed, and that abrupt and disruptive changes in policy are avoided when risks materialize.

## 1 Macroeconomic risks

Given the openness of the Maldivian economy and the dependency on the tourism sector, the Maldivian economy is susceptible to external shocks. These external shocks significantly affect the fiscal revenues of the government. Macroeconomic shocks impact the government revenue and expenditure despite any policy changes by the government. Hence, this section identifies the risks to the budget that are beyond the control of the government.

### 1.1 Global macroeconomic shocks

The economy of the Maldives is highly dependent on tourism; with over a quarter of its GDP consisting of the tourism sector. Tourism is also the single largest source of earning to the country. Given that tourism sector is the largest contributor to the economy and largest contributor of fiscal revenues, any shocks to tourism sector will be reflected in the fiscal revenues. Global shocks will also have trickle-down effects into various sectors of the economy, exacerbating the impact on revenues.

There is a risk of decline in tourist arrivals if the Covid-19 situations in the Maldives worsens, or if new waves or variants are observed in major source markets. A decline in tourist arrivals will directly impact T-GST, Green Tax, Airport Service Charge and Airport Development Fees. Similarly, it will also affect other related revenues of the government. In addition, government expenditure on economic recovery and Covid-19 related health expenditure are likely to increase as a result of worsening of Covid-19 situation.

Table 8 shows the estimates for buoyancies calculated to assess the relationship between tourism sector and fiscal revenues and the economy. The values of buoyancies imply risks (the dependence) of the variables with respect to tourism. These estimates provide an average annual percentage change in the value of each variable per one-percent change of the output of the GDP Tourism sector. Higher values of buoyancy implies higher dependency and vice versa. Table 8 shows buoyancy of tourism sector with respect to total GDP, transport sector, trade sector, government revenue and deficit. These estimates show that one percent increase

**Table 8: Buoyancy of Tourism Sector**

	Buoyancy
GDP	0.34
GDP - Transportation	0.40
GDP - Businesses	0.42
Revenue from Taxes	0.31
Budget Deficit	-1.55

Source: Ministry of Finance

in tourism sector will register an increase of 0.3 percent in tax revenues and government deficit will reduce by 1.6 percent.

In order to mitigate the risk, the government has taken measures to control community spread of the virus and introduced a widespread vaccination program. As of September 21<sup>st</sup>, 99 percent of all resort employees have received one dose of Covid-19 vaccine and over 93 percent employees are fully vaccinated. In the long-term, the government is making an effort to diversify the economy so that tourism does not remain the single largest source of production and revenue in the economy. As such, the investment expenditure included in the 2022 Approved Budget are expenditure on enhancing fish processing and value added capacity, commercialization of the agricultural sector, development of the Maldives International Container Port and in renewable energy.

## 1.2 High global prices

High global prices will affect government budget in two folds. Firstly, higher import prices will increase the value of imports resulting in higher revenues in the form of import duties. Secondly, higher global prices will also pose an additional burden to the government concerning spending on subsidies to control the prices. The expenditure on electricity subsidies and fuel subsidies will increase as a consequence of higher fuel prices. Furthermore, higher commodity prices will increase expenditure on subsidies on rice, flour and sugar.

Due to the supply disruptions caused by the Covid-19

pandemic, global commodity prices have been raising. Fuel prices have also increased in 2021 compared to last year. Average Brent oil price was USD 42 per barrel in 2020 while the price reached USD 70 per barrel in 2021. The government provides fuel subsidies, when price reaches more than USD 70 per barrel. In addition, sugar prices have also increased in 2021 and the increase in price of wheat is likely to be reflected in global flour prices as well.

In order to minimize the risks on expenditure on subsidies due to higher global prices, the government is planning to revise the policies on providing subsidies on fuel, electricity and food. By promoting efficiency in procurement of stable foods and electricity production by using cost reduction policies, the government is aiming to reduce the risk of higher global prices on expenditure on subsidies. Moreover, the investments in renewable energy are likely to reduce the dependency on fuel for electricity production in the long run.

## 1.3 Lower prices in tourism sector

Tourism sector is the highest contributor of revenue to the government. The revenue from tourism sector depends on the tourist arrivals, average duration of stay and tourist bednights. With the exception of 2020, tourist bednights have consistently increased each year in the past 5 years. However, the revenue received from TGST did not increase at the same rate the increase in bednights. The main reason for the slow growth in TGST is the decline in average rate for tourism services. If the increase in overall bednight is contributed by the increase in bednights in low-end markets, then average rate for tourism services will decline. As the average daily rate for resorts are higher compared to average daily rate for guest houses and homestay, the growth in guest house tourism and homestay tourism is likely to reduce the overall average rate for tourism services. Therefore, the rate of increase in bednights may not be reflected in the growth of TGST revenue.



Chart 72 shows a declining trend for average spending per bednight (estimated using TGST data) from 2015 onwards. In 2015, average spending per bednight was USD 300 while it reduced to USD 247 in 2019. Even though average rates were higher in 2020 due to the changes to the composition of tourists owing to the market changes as a result of Covid-19, if average rates decline in the future, it is not likely that TGST growth will be reflected the growth in bednights.

This risk may translate into the budget formulation process in the future, by possible overestimation in the revenue forecasts. As such, some of the forecasts for revenue are based on the forecast of bed-nights. Therefore, if growth in revenue is lower than growth in bednights, the forecasted revenues may not be realized during the fiscal year.

The government is aiming to increase bednights in high-end markets by increasing marketing and promotion efforts for high-end markets. The government plans to celebrate 50 year anniversary of introduction of tourism in the Maldives and the celebrations will include marketing and promotional efforts to increase tourist arrivals from high-end markets. The increase in bednights in high-end markets is likely to offset the decline in average rates with the introduction of homestay tourism and the expansion

of guesthouse tourism. In addition, the revision to Airport Service Charge and Airport Development Fees will also help in mitigating the risks of lower revenues. The amendment to the laws on Airport Service Charge and Airport Development Fees based on ticket classes of passengers will be implemented from 1<sup>st</sup> January 2022 onwards.

## 1.4 Scenario analysis: impact of tourism shocks on budget

Tourist arrivals and tourist bed-nights directly impacts the revenue outturn on tax revenues such as the Tourism Goods and Services Tax (TGST), Green Tax, Airport Service Charge, as well as non-tax revenues such as the Airport Development Fee. The impact analyzed in this scenario analysis is only for the direct impacts on revenue, however, it is likely that there will be indirect impacts and the effect on budget will be larger when indirect impacts are taken into account.

## 2 Revenue Risks

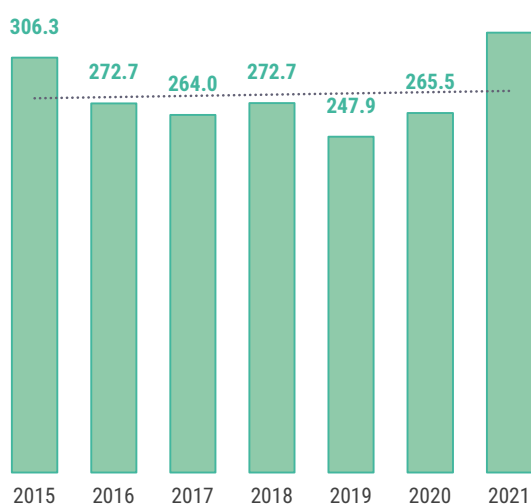
Historically, revenue shocks to the budget have been significant, and the difference between the projected revenues and actual revenues has been consistently positive. Revenues are particularly correlated with macroeconomic conditions; hence negative macroeconomic shocks adversely impact revenues.

The macroeconomic shock to revenue is analyzed in Section 2. With regards to specific revenue risks three factors are identified here that affects revenues: (i) the non-realization of new revenue measures, (ii) deferment or changes to non-tax revenue policies, and (iii) non-compliance of tax and non-tax revenues

### 2.1 Non-realization of new revenue measures

Chart 74 shows the difference between revenues

**Chart 73: Average rate per Bednight in USD based on TSGT**



Source: Maldives Inland Revenue Authority (MIRA)

forecasted and the actual revenues received and chart 73 shows the projected and actual revenues from new revenue measures and share of new revenue measures compared to total revenues. New revenue measures approved for 2015 and 2016 were not implemented, as such total revenues declined on average by 15.4 percent. Budget 2021 and Budget 2022 also includes new revenues measures to increase government revenues,

In 2020, many of the proposed new revenue measures could not be implemented due to the Covid-19 pandemic. Only the income tax and changes to import duties and other customs fees were implemented. Therefore, the remaining new revenue measures that were postponed to 2021 and have been included in the revenue forecasts for budget 2021. Additionally, quota fees proposed for 2020 has been postponed to 2022. The proceeds from all new revenue measures included in the approved budget for 2021 are expected to generate MVR 3,263.4 million.

Taking into account the current status and efforts it is likely that a significant portion of the new revenue measures propose for 2021 will not be realized, as such to mitigate these risks, the government continues

to engage with implementing agencies to expedite the implementation of the new revenue measures and address any obstacles. New revenue measures such as real estate tourism, sale of land and changes to airport taxes and fees has been postponed to 2022 after evaluating the current state of economy and implementation works. In addition to these policies, a tax charged on single use plastic bags are has also been proposed as a new revenues measure for 2022. If there are significant delays in implantation of these policies, government revenues will decline.

In the medium term to mitigate the risk of non-realization of new revenue measures, measures must be taken to ensure the timeliness and ability to implement the proposed new revenue measures for the year. In this regard, the following steps are being taken: Obtain proposals for new revenue measure from the implementing agency

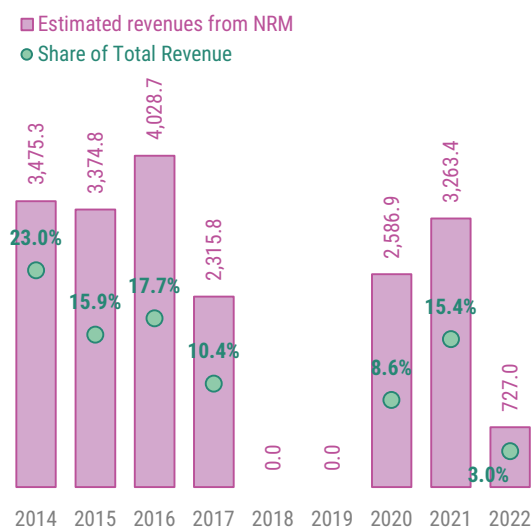
The proposals for new revenue measures generally come from the Ministry of Finance and the People's Majlis. The involvement of relevant implementing agencies in the process is currently lacking. To address this an institutional arrangement has introduced a new mechanism where annual proposals for New revenue

**Table 9: Senario analysis of Tourism shocks**

	Baseline	Best Case	Worst Case
Tourist Arrivals	1,632,432	1,835,047	1,520,060
Bednights	10,434,747	11,558,682	9,802,392
in millions of MVR			
TGST	4,821.9	5,102.2	4,327.2
Green Tax	823.8	930.0	765.5
Airport Service Charge	769.2	871.2	712.4
Airport Development Fee	769.2	871.2	712.4
<b>Total</b>	<b>7,184.0</b>	<b>7,774.6</b>	<b>6,517.5</b>
Revenue and Grants	24,279.9	24,870.5	23,613.4
Expenditure	34,101.8	34,101.8	34,101.8
Overall Balance	(9,821.9)	(9,231.3)	(10,488.4)

Source: Maldives Inland Revenue Authority, Maldives Monetary Authority, Ministry of Finance

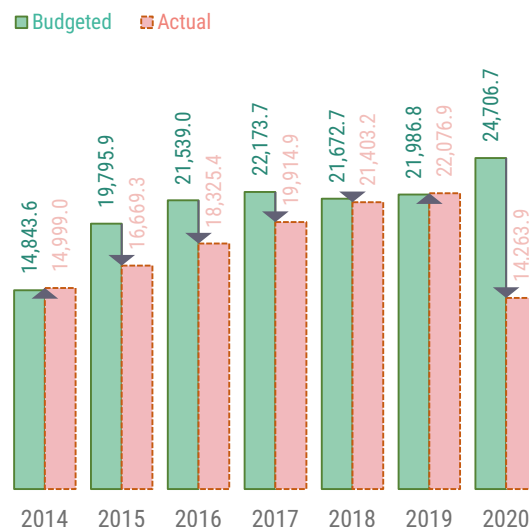
**Chart 74: Income from New Revenue Measures (in millions of MVR) and proportion of New Revenue Measures from total approved revenue (in percentage)**



Source: Maldives Inland Revenue Authority (MIRA)

measures are put forth early in the year by implementing agencies and are evaluated by Ministry. This has been introduced for the first time in the Budget Call Circular 1 for the 2022 budget. This would assist in gauging the capacity and willingness of the relevant agencies in implementing the proposed new revenue measures for the year.

**Chart 75: Budgeted vs. Actual Revenue, in millions of MVR**



Source: Ministry of Finance

## 2.2 Deferment of non-tax revenues: Tourism land rent

Tourism land rent is the largest source of non-tax revenue, making up 8-9 percent of the total projected revenues for the government in the past 5 years. It has regularly been subject to negative shocks in the past and is likely to be subject to negative shocks in the future

**Table 10: Revenue impact of the failure to implement New Revenue Measures as proposed, in millions of MVR**

	Details	Estimated to receive in 2022	Implementation delayed by one quarter	Implementation delayed by two quarters	Implementation delayed by three quarters
Land Reclamation	In the process of planning, implement from January 2022	300	225.0	129.3	74.9
Plastic Bag Tax	In the process of planning, implement from July 2022	47.7	35.3	23.5	10.0
Real Estate Tourism	In the process of planning	231.3	168.8	101.8	53.2
Leasing new islands for resort developments	Finalising islands and leasing process ongoing	148.0	108.4	56.4	37.6

Source: Ministry of Finance

as well. In the past, the main reasons for the under-realization of budgeted tourism land rent revenues were due to changes in government policies and changes in legislation and non-compliance.

In 2020, 59.4 percent of the projected revenues for resort rent were not realized, which accounted for 3.4 percent of the total projected revenues for the year. This was due to the government's decision to defer resort land rents following the negative impact of Covid-19 on the tourism sector. In a normal year, however, resorts under construction can request to extend the construction period (in which they are not required to pay rent) paying a construction period extension fee. Hence the risk normally arises from delays in construction of resorts and non-compliance.

In 2021, the risk of undershooting the budgeted target for resort rent revenues is regarded as low. The measures that are being taken to mitigate this include, implementation of policies by the Tourism Ministry that incentivize resorts to reduce construction period by making deferrals and exemptions conditional on the early opening of the resort. Furthermore, support provided to resorts through Covid-19 Relief Loans and the Economic Stimulus Loans, as well as the relatively strong rebound in tourist arrivals has further improved

the financial circumstance of the resorts. The risks related to non-compliance will also be mitigated by improving coordination between line ministries and strengthening collection and enforcement procedures for non-tax revenues.

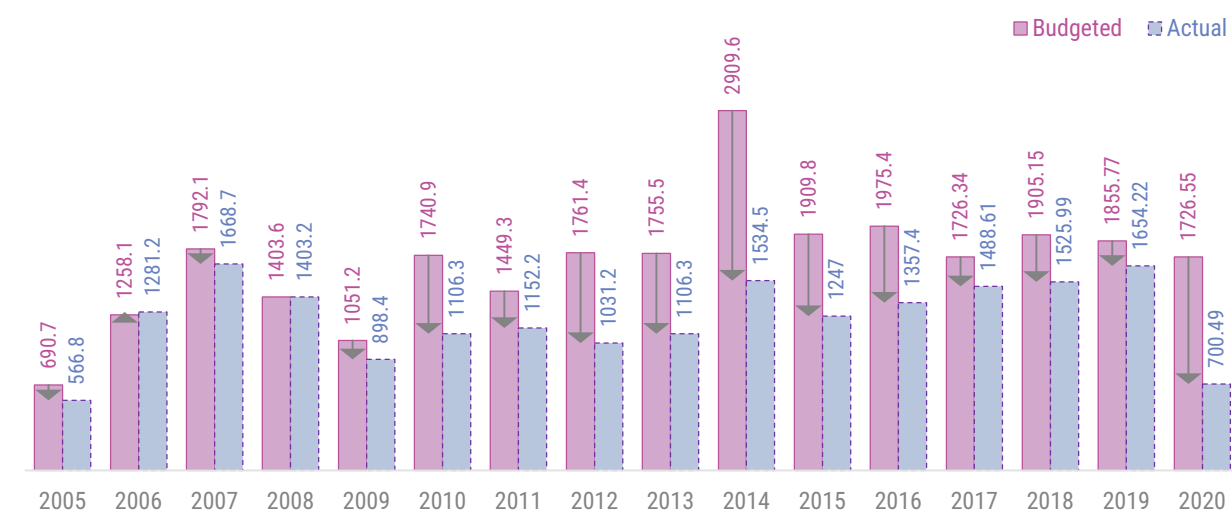
## 2.3 Increased Non-Compliance of Taxpayers

The leniencies granted in the government's efforts to promote ease of doing business and voluntary compliance, in addition to the shock of COVID-19, have increased non-compliance in recent year

Non-compliance increased from 14.0 percent in 2018 to 31.5 percent in 2019. It is important to note that while a 10% provision for non-payment is included in the forecast of general GST revenues in 2019, the actual non-compliance was higher. In 2020, to cater for the adverse impact on taxpayers' cash flow due to Covid-19, additional leniencies were granted resulting in accumulated arrears increasing to MVR 1.3 billion. Due to the fast recovery from pandemic shocks, if proper action were taken this amount could be reduced in 2022.

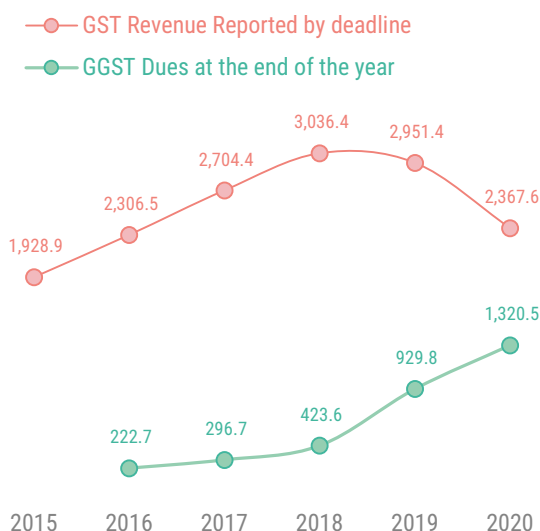
The following measures are being undertaken to mitigate this risk:

**Chart 76: Budgeted vs Actual Income from Tourism Land Rent, in millions of MVR**



Source: Ministry of Finance

**Chart 77: GST collection, reported and arrears at end of the year, in millions of MVR**



Source: Ministry of Finance

### Increasing taxpayer facilitation

Steps have been taken by the MIRA to further enhance taxpayer facilitation. In this regard, increased activities relating to taxpayer education and awareness and targeted compliance improvement programs have been planned. Furthermore, additional mediums to ease taxpayers' to fulfilling obligations such as online filing and payment mechanisms have been planned to be implemented. Furthermore, increasing compliance monitoring activities to encourage taxpayers to correct issues before they become a sustained problem will improve compliance in the future.

### Strengthening enforcement policies

The government will undertake a review of the current enforcement policies and evaluate their effectiveness and ensure that policies strike a good balance between voluntary and enforced compliance.

## 2.4 Scenario Analysis 2 - Fiscal Impact of revenue shortfall

From the revenue risk highlighted, this section will evaluate the fiscal risks of the non-realization of new revenue measures. To estimate the magnitude of the non-realization of new revenue measures we look at the realization of NRM in the recent past. The analysis below looks at two scenarios, the non-realization of all new revenue measures, and a scenario where half of the new revenue measures is realized and its impact of government deficit.

## 3 Expenditure Risks

As planning for all contingencies that could arise during the execution of a budget is not feasible, unplanned and unexpected expenditures have to be accommodated during budget implementation. To reduce the risks from such additional unplanned expenditures, an allocation is made for "Budget Contingency" in the approved budget for the year.

However over the past years, unplanned expenditures that needs to be accommodated during the year has consistency exceeded the amount allocated for budget contingency. Therefore these unplanned additional expenditures need to be accommodated by reprioritizing expenditures to create required budget space. In general in the past Maldives has been able to accommodate unplanned expenditures within the total approved budget limit. However, major reallocation of resources during budget execution has reduced the credibility of the budgets. Furthermore reallocating resources may create financing risks, especially if the budget is reallocated from capital expenditures to recurrent expenditures.

Chart 78 looks at the expenditures added to the budget during budget implementation between 2018 and 2021. Over this period on average 22.6 percent of the approved budget was reallocated for new expenditures during budget implementation. Up to August of 2021 MVR 4.7

**Table 11: Deficit impact of the failure to implement New Revenue Measures as proposed, in millions of MVR**

in millions of MVR	Baseline	Revenue if one quarter late	Revenue if two quarters late	Revenue if three quarters late
New Revenue Measures	727.0	537.5	311.0	175.7
Other Revenue	23,552.9	23,552.9	23,552.9	23,552.9
Total Revenue and Grants	24,279.9	24,090.4	23,863.9	23,728.6
Total Expenditure	34,101.8	34,101.8	34,101.8	34,101.8
Overall Balance	(9,821.9)	(10,011.4)	(10,237.9)	(10,373.2)

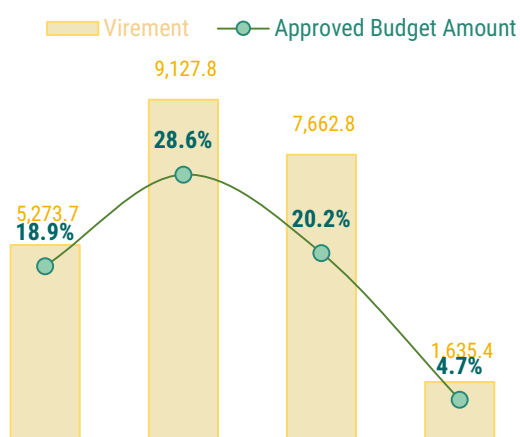
Source: Ministry of Finance

billion has been reallocated within the ongoing budget.

Based on the past years, following factors were identified as the main contributors towards unplanned, in year expenditure adjustments:

- Under budgeting for programs and projects
- Changes to legislations and policies during the year
- Payment on losses and write-offs arising from litigations
- Payment on pending bills or unsettled financial obligations from past budgets
- Capital contribution to State Owned Enterprises

Fiscal risks arising from State Owned Enterprises are analyzed in a separate section of this report.

**Chart 78: In year re-allocation of the budget from 2018 to 2021, in millions of MVR**

Source: Ministry of Finance

### 3.1 Under budgeting for programs and projects

If the expenditure on under budgeted programs and projects exceed their allocations, the additional expenditures has to be accommodated during budget implementation. The primary reason for under budgeting seems to be the failure to implement cost reduction policies as envisioned during budget formulation. Additionally, it has to be noted that often capital expenditures are over budgeted while recurrent expenditures are under budgeted. Therefore the fiscal space for additional expenditures are accommodated in the budget by transferring budget space from capital expenditures to recurrent expenditures. This particularly increases budget financing risks.

One program that has been under budgeted consistently in recent years has been the Aasandha public health insurance scheme. The scheme is a relatively large expenditure program which has grown substantially in recent years. Therefore each year during budget formulation various proposals to contain and reduce the cost of the Aasandha scheme are factored into the expenditure calculations. However, often the policies fail to be implemented as proposed, and the final expenditure on the scheme exceeds the allocations made in the approved budget. Table below looks at the approved allocation for the Aasandha scheme and the additional in year allocations for the scheme, between 2018 and 2021.

In the implementation of the ongoing 2021 budget, one of the key areas that seems to be under budgeted is the expenditure on Covid-19 medical response. The approved budget for 2021 allocated MVR 200.0 million for the Covid-19 medical response in 2021. However, during the early part of the year the country had to face a major wave of Covid-19 infections, requiring the government to allocate additional resources for pandemic management. As such the additional expenditures on medical consumables, frontline allowances and the operation of Covid-19 health facilities had to be added to the 2021 budget. As of the end of September 2021 MVR 726.1 million has been spent on Covid-19 health response in the year.

These risks can only be reduced by adequately budgeting for activities. For this, budget requirements needs to be forecasted accurately and only realistic and achievable estimates for cost savings needs to be included. The government is working on improving the budget preparation process, to identify policies and coordinate implementation of policy changes early in the budget process. As such when the Medium Term Fiscal Strategy is formulated during mid-year, policy changes to be included are identified. This gives time for the government to coordinate between relevant agencies to bring policies to an implementable level when the budget is submitted to the parliament later in the year. However it should be acknowledged that there still remains room to improve the coordination between government agencies to implement policy changes in a timely manner.

To reduce the risks arising from the reallocation of the budget during the year and to improve budget credibility, in 2019 the government issued a "Virements and Appropriations Procedure". Under the procedure no virements can be made from the budget allocated to the PSIP to other programs or activities. While the procedure was planned to go into effect in 2020, the implementation was delayed due to the Covid-19 pandemic. However the government plans to implement the procedure fully

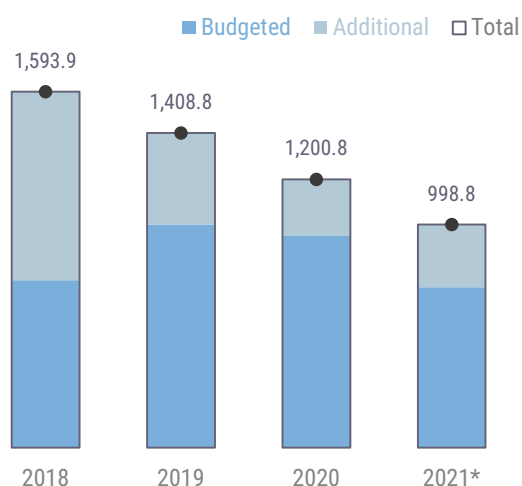
and devolve more budget management authority to government agencies over the medium term.

### 3.2 Changes to legislations and policies

Amendments to existing legislations or the introduction of new legislations during the fiscal year can lead to unplanned increases in government expenditure. As such, changes in legislations could lead to the creation of new government agencies, extension or changes to the mandate of existing agencies, changes to the structure of organizations or creation of new government positions. Therefore to fulfill the legal requirements, the agencies require additional budget during the year. Furthermore since some legislations require the agencies to commence implementation of the legislation within a set period of time, the additional budget has to be accommodated from the ongoing budget.

To identify this risk, the table below looks at the laws approved by the People's Majlis after the approval of the 2021 budget, which incurred additional expenditures for the ongoing fiscal year. It is estimated that MVR 52.7 million has been incurred as additional expenditures in

**Chart 79: Budgeted vs. Actual Expenditure for Aasandha Health Insurance Scheme, in millions of MVR**



Source: Ministry of Finance

2021 due to legislations that were approved after the approval of the 2021 budget

Changes to policies or new policies can also incur additional expenditures during the fiscal year. These are new policies or changes, which are not planned or accounted for in the approved budget. Often such changes in policies are brought due to emergent issues.

To accommodate the additional expenditures incurred due to policy or legislative changes, the Ministry of Finance negotiates with the respective agencies to determine the additional allocations that is feasible to meet the legal requirements or policy objectives, while also taking into account the constraints of the available budget.

To reduce the risk of unexpected expenditures due to new legislations, the additional expenditures that could arise due to legislations need to be identified in advance. As such the Ministry of Finance and Attorney General's Office is working on improving the coordination and information sharing on the fiscal implications of legislations at the drafting stage. Furthermore the Ministry is also seeking to improve coordination with the People's Majlis to identify the fiscal implications of legislation when bills are discussed and reviewed in the Majlis.

Since 2018 the budget process has been amended to reduce the fiscal risks arising from unexpected changes to policies. Under the current budget process,

government agencies has to submit new programs that they propose to include in the budget, in addition to new projects, as New Policy Initiatives (NPI). With this change in the budget process the total budget allocation for NPIs are specified and the NPIs to be included in the budget are selected from among the proposals received from government agencies. Identifying NPI programs in the approved budget has reduced the risk of major policy changes during the fiscal year that could impose a large fiscal burden.

If new policies or new legislations are expected to incur additional expenditures, delaying implementation to the next budget cycle, or approving such legislation with a supplementary budget can also reduce this risk.

### 3.3 Litigations resulting in payment of losses and damages

Court ruling on litigations against the State can have a fiscal implication in terms of the payments on losses and damages mandated under such rulings. While the government budget includes an estimate of the expected payment against losses write-offs during the year, in the past there has been large deviations between the budget estimates and the realized values. This is due to inherent difficulties in accurately forecasting the amount that would be realized as payment against losses and write offs. Furthermore predicting the time that it could take from the submission of a litigation to the courts, to the passage of the litigation through the various stages of

**Table 12: In year additions to the Budget due to changes in laws**

Law	Implemented Date	Additions to Budget (MVR)
Utility Regulatory Authority Law	13 December 2020	2,420,285.0
Transitional Justice Bill	17 December 2020	16,655,621.0
Police Act	27 December 2020	28,240,591.6
First ammendment to the parliamentary priviledges and powers Act	30 June 2021	5,339,552.0

Note: Additions to the budget due to the Ammendments brought to the local council election law 2020 are not included.

Source: Ministry of Finance



the judicial process, to a ruling on payment of losses and damages is challenging. If the payment on losses and damages exceed the budget allocations during the year, the additional expenditure has to be accommodated from the budget contingency or through reallocations from the budget.

Chart 80 looks at the budgeted amounts and the actual expenditure on payment of losses and write offs from 2007. It has to be noted that the actual expenditure has greatly exceeded the budget allocations in certain years. The highest expenditure on payment of losses and write offs so far has been in 2019, where the actual amounts was multiple times above the budgeted amount. In 2021, while MVR 100.2 million was allocated for payment of losses and write offs in the approved budget, MVR 217.7 million is expected to be expended by the end of the year.

A vast majority of the litigations against the State comes from disputes relating to construction contracts or service contracts. The existing literature shows that litigations result from contract disputes that arise due to poor project planning. As such fundamental matters such as project scope, project period, and quality of goods or services delivered are sometimes not agreed before a contract is signed. This risk is increased by

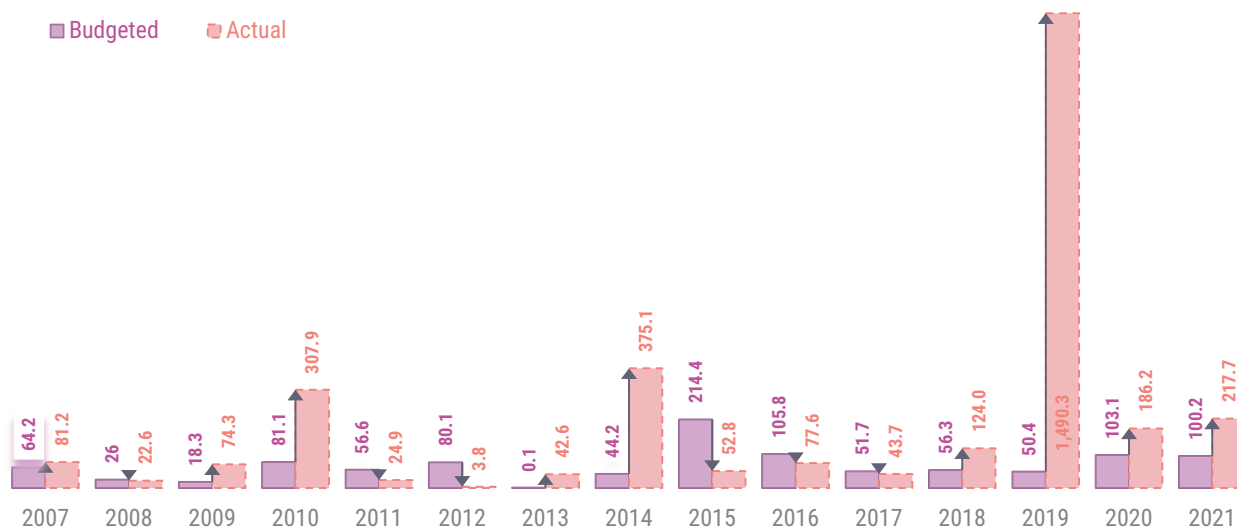
the utilization of non-standard contracts. The risk of disputes are also increased due to poor monitoring of the project or service delivered under the contract and the issues in the enforcement of contracts. In the past is has been observed that the decision to bring litigation against the State is also related to the political cycles.

In the short term, to reduce the risk arising from payment of losses and write offs, the forecasts has to be improved. As such the Ministry of Finance is working to improve the information collection on ongoing cases to improve the forecasts of payments of losses and write offs.

In the medium term the key to address this risk lies with the addressing the issues arising from construction and service contracts made between the State and private parties. As such the government is actively working on improving the project monitoring systems and procedures. Proper monitoring of contract implementation can strengthen the case for the State to prove the breach of contract by the contractor in disputes. Furthermore the government is working to improve the project formulation and planning process and to improve the quality of contracts.

### 3.4 Pending bills

**Chart 80: Budgeted vs Actuals on Losses and Write-offs**



Source: Ministry of Finance

Over the past years pending bills has been observed to materialize into fiscal risk through two ways. One is where a purchase order is issued to procure a good or service in a one year, however invoicing or payment for the good or service falls into another year due to delays in receipt of good or service. Since the cash flow and expenditure is recorded in the year where the cash payment occurs, this consumes the budget in both years: the year when the purchase order is made and the year when the payment is made. Since the implementation of the Materials Management module in the Public Accounting System (PAS) in 2018, the occurrence of this risk has been minimized, although not fully eliminated. As such even in 2020, MVR 318.9 million in purchase orders raised in 2019 and MVR 1.3 million in purchase order raised in 2018 were paid from the 2020 budget.

The second way in which the fiscal risks from pending bills materialize is when there are delays in recording the purchase orders and invoices in the PAS by government agencies after the receipt of the goods and services. For example, the pending bills for the regional hospital development projects carried out in 2019 are being accommodated in 2020 and 2021 in the amounts of MVR 81.9 million and 17.3 million, respectively. When invoices for goods and services procured in an earlier year is not recorded in the PAS, these data are missing when the budget estimates are being produced. This results in additional expenditures that has to be accommodated during the fiscal year, which takes up budget space and incur additional demand on cash flow. To reduce

this risk, the budget discipline has to be improved at the agency level, with purchase orders and invoices being recorded in the system in a timely manner. In this respect the Ministry of Finance is currently working to educate, empower and enhance the accountability of Finance Executives at government agencies who are the main agents responsible for the implementation of the budget in line with the Public Finance Management rules and regulations.

### 3.5 Scenario Analysis 3: Fiscal impact of expenditure risks

The scenario analysis here looks at a situation where the budget could exceed the approved budget for 2022. As such the scenario envisioned here is a situation where the Public Sector Investment Program (PSIP) expenditures exceed the allocated budget for the program, due to faster than expected implementation of large infrastructure projects. Due to the disruptions of the Covid-19 pandemic and the global supply chain bottlenecks the implementation of the PSIP projects has faced delays over the last two years. Therefore the implementation of PSIP are expected to pick up pace from 2022 and over the medium, as restrictions and bottlenecks are eased. Furthermore some of the mega projects in the pipeline are scheduled to complete their preparatory work by the end of 2021 and physical work are expected to commence in 2022. If capital projects progress faster than currently forecasts this would increase capital expenditures, thereby increasing the

**Table 13: Expenditure Scenario Analysis for 2022 Budget**

in Millions of MVR	Baseline	25% Increase in PSIP	50% Increase in PSIP
Revenue and Grants	24,279.9	24,279.9	24,279.9
Expenditure	34,101.8	35,684.4	37,267.0
PSIP	6,330.4	7,913.0	9,495.6
Overall Balance	(9,821.9)	(11,404.5)	(12,987.1)
Debt (as a % of Debt)	117.8%	119.6%	121.4%

Source: Ministry of Finance

**Table 14: Expenditure Scenario Analysis for medium term Budget**

	Overall Balance (in millions of MVR)		Debt as a % of GDP			
	Baseline	25% increase in	50% increase in	Baseline	25% increase in	50% increase in
		PSIP	PSIP		PSIP	PSIP
2022	(9,821.9)	(11,404.5)	(12,987.1)	117.8%	119.6%	121.4%
2023	(8,148.3)	(10,088.1)	(12,028.0)	111.3%	113.3%	115.3%
2024	(10,283.5)	(12,484.2)	(14,684.8)	105.4%	107.5%	109.6%

Source: Ministry of Finance

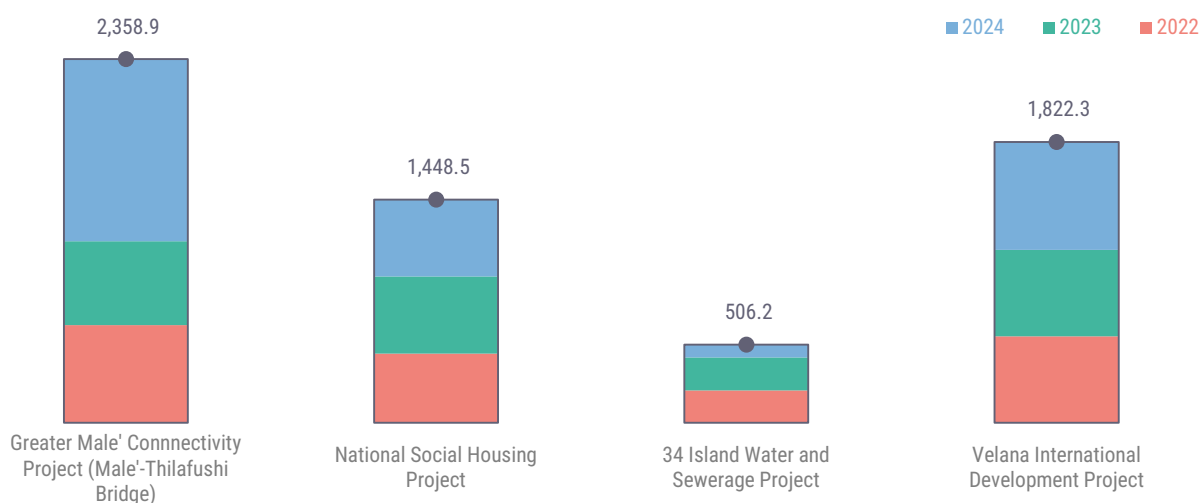
deficit and debt as well. Table 13 and 14 shows the impact on deficit and debt if PSIP expenditure is 25 percent or 50 percent higher than estimated for the budget.

## 4 Fiscal risks from major projects

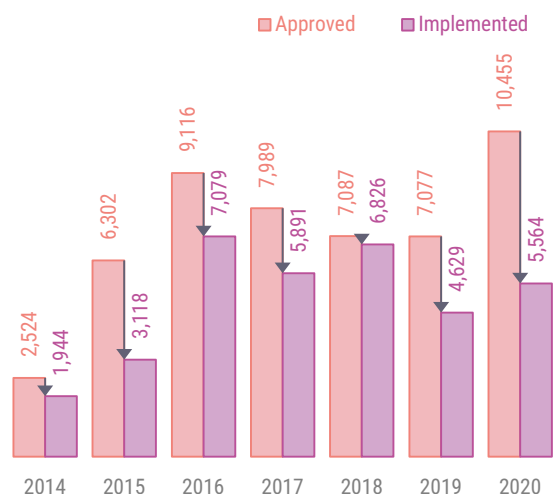
Since 2016, government expenditure on Public Sector Investment Program (PSIP) has grown rapidly. This growth has been driven primarily by “megaprojects” undertaken by the government in recent years. Mega projects are multi-year infrastructure development projects of significant size and investment value. These mega projects are financed primarily through debt. The budget approved for 2022-2024 includes substantial

allocations for expenditure on PSIP projects which were planned or initiated in recent years. As mega projects are expenditures with substantial budget allocations, the rate of implementation of mega projects has significant implications on deficit and debt. If the outcome of the budget are different from the planned budget due to mega projects this is a realization of a fiscal risk.

Chart 81 looks at the budget allocation for large infrastructure projects between 2022 and 2024. In the 2022 approved budget the four largest projects account for MVR 1,581.9 million. This is equivalent to 29.5 percent of the allocation for PSIP. The four projects have been allocated MVR 1,819.7 in 2023 and MVR 2,464.2 in 2024. In 2022-2024 the largest capital expenditures are expected to be for the Velana International Airport upgrading project, and the Greater Male’ Connectivity

**Chart 81: Approved Budget for mega projects in the 2022-2024 Budget**

Source: Ministry of Finance

**Chart 82: Budgeted vs Actual PSIP, in MVR millions**

Source: Ministry of Finance

Project.

#### 4.1 Fiscal risks of over budgeting and under implementation of mega-projects

Over the past years the implementation of large projects has usually fallen short of budget projections. This is primarily due to the over estimation of the project implementation capacity. In addition to this supply chain disruptions or difficulties in sourcing materials, delays from contractors, delays in pre-requisite projects, changes to the scope of projects, are all linked to delays and under implementation of projects.

The big picture of over estimation and the under implementation of projects can be seen in variance between approved and actual expenditure for PSIP. Between 2014 and 2020 on average only 70 percent of the PSIP allocated in the approved budget is implemented. This can also be seen in specific large projects carried out in recent years. Chart 82 looks at the budget allocations and changes in allocations for the Velana International Airport terminal development project from the 2016 budget to the 2021 budget. Although the project was initially projected to be completed in 2020, only 24 percent of the project has been completed as

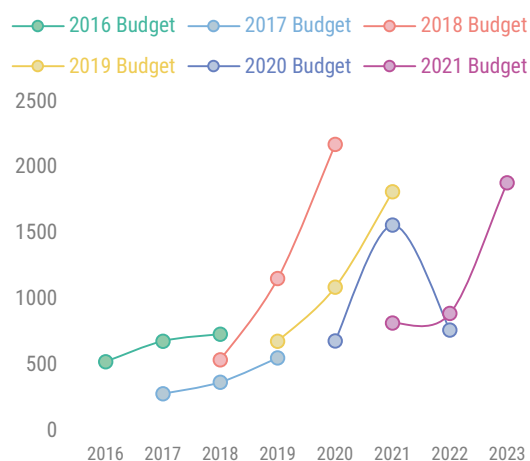
of August 2021. Furthermore disbursements for the project are currently projected to go into 2024.

The fiscal risks of over budgeting and under implementation of large projects include:

- Increase in total budget: During budget formulation a large allocation for projects can lead to an increase in the overall budget. In past years even if the projects fail to be implemented as initially projected, the budget space ends up being utilized for other budget activities during the year. If the fiscal space created due to the under implementation of capital projects are allocated for recurrent expenditures, this can increase budget financing risks.
- Reduce budget space for other high utility activities: As large projects tend to naturally take up considerable space from the budget, the failure to implement projects imposes large opportunity costs, in the form of other high utility activities that could be funded by the budget, such as other projects, social benefits and grants.

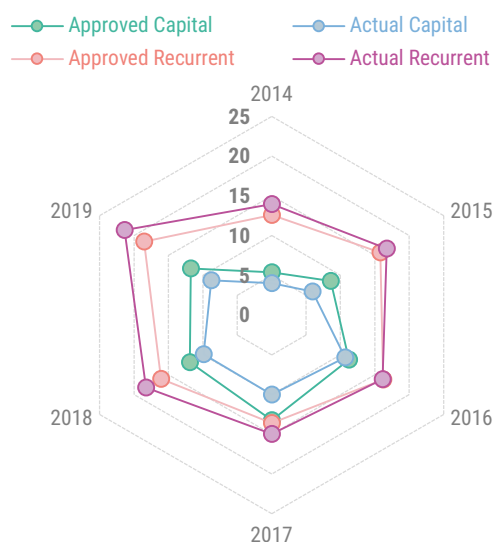
#### 4.2 Fiscal risks of under budgeting for mega projects

Based on the experience of recent years the allocations

**Chart 83: Delays in VIA terminal project, in MVR millions**

Source: Ministry of Finance

**Chart 84: Budgeted vs Actual for recurrent and capital expenditures, in MVR billions**



Source: Ministry of Finance

for large projects in the 2022-2024 budget has been rationalized and set at an implementable level. This means that the allocations for large projects currently are less than the disbursements envisioned in the project implementation schedules. While in the past projects tend to be implemented below the budget, the risk of projects proceeding faster than forecasted also should not be ruled out. If this is to happen the budget will need to support the additional expenditure for the projects. Since the additional expenditures arising from large project are expected to be substantial, managing the budget by reallocating between budget codes may not be possible. Therefore if the faster implementation in project leads to a requirement to supplement the additional expenditures, it would lead to higher deficits and debt, thereby jeopardizing the ability to maintain the medium term fiscal anchors set in the Medium Term Fiscal Strategy.

### 4.3 Fiscal risk from the increase in input costs and project delays

Maldives need to import all materials, machinery and equipment required for construction projects. Therefore this make the country vulnerable for changes in commodity prices, including oil prices. Delays in project

implementation particularly increases the exposure to the risk of price increases in global commodity markets. Therefore additional expenditure required to complete the project will need to be accommodated from the government budget.

### 4.4 Delays in the benefits of the projects

The mega projects are investments in public infrastructure geared towards easing constraints in the economy, enhancing productivity and addressing social needs. For example the investment in the Velana International Airport upgrading project is a key investment to address the bottle necks currently in the airport, and to enable additional flights, and increase tourist arrivals into the country. Similarly the investment in the Maldives International Port project and Greater Male' Connectivity project seeks to address major bottlenecks in importing, warehousing and distribution of goods in the Maldives. These projects are expected to enhance productivity and expand the economy, leading to a growth in government revenue. However delays in implementation of projects prolong the economic inefficiencies and delays the realization of the benefits of these projects for the economy, the people and public resources.

### 4.5 Reducing the fiscal risk of mega projects

The over estimation and under implementation of projects are linked to public investment management deficiencies. In 2016 the IMF conducted a Public Investment Management Assessment (PIMA) to assess public investment management practices in Maldives. The PIMA has identified the weaknesses in the public investment management (PIM) system in Maldives and has provided recommendations to improve the PIM practices in the country. In subsequent years the government has implemented many of the recommendations of the PIMA report.

Public investment management is also a key element of the broader public financial management system reform agenda of the Ministry of Finance. As such the Ministry is working to improve the project formulation and planning stages as well as the project filtering and selection process. To address the issues arising at the project implementation stage, the Ministry is also working on improving the project monitoring. The Ministry is receiving the financial and technical assistance of the World Bank and USAID in this work.

To reduce the fiscal risks arising from over budgeting and under implementation of projects, in the 2022 budget, based on the past experience, attention has been given to produce estimates for PSIP that are realistic and implementable. However if the projects progress faster than estimated, the additional expenditures have to be accommodated in the budget. This can be done by reprioritizing budget expenditures or by supplementing the budget. As the mega projects are financed projects, the faster implementation of the projects should not pose any financing risks.

The issue of reallocating budget space from recurrent to capital stems from the lack of budget appropriation rules or procedures in Maldives until recently. To reduce the risks arising from budget reallocations and to improve budget credibility, in 2019 the government introduced a "Virements and Appropriations Procedure". The objective of the procedure is to support the implementation of the budget within the approved budget limit, to utilize resources allocated for specific activities in the budget for those activities, and to support the implementation of the budget in line with the approved budget. Under the procedure no virements can be made from the budget allocated to the PSIP to other programs or activities not included in the budget for the projects. While the implementation of the procedure has been delayed due to the disruptions of Covid-19 the government plans to gradually implement the procedure in coming years.

## 5 Financial Sector

Financial institutions play the integral role of financial intermediation in the economy, whereby funds are channeled from savers to borrowers. In the Maldives, the government, which is typically a net borrower, relies heavily on the domestic financial sector to meet its financing needs. By the end of 2021, it is estimated that treasury bills and other securities issued to the domestic market by the government will amount to 49.3 billion rufiyaa, which is 62.1 percent of the total direct debt of the government. Therefore, from a fiscal policy perspective, the early identification and mitigation of any fiscal risks that could stem from the financial sector is essential.

The financial sector of the Maldives comprises of banks, non-bank financial institutions and payment service providers. This includes 8 commercial banks, 5 insurance companies, 3 finance companies, 2 payment service providers and 2 money remittance companies regulated by the Maldives Monetary Authority (MMA). In addition, market intermediaries and the pension fund regulated by the Capital Market Development Authority are also players in the domestic financial sector of the Maldives.

Between 2016 and 2019, the financial sector grew at an average of 7.3 percent per annum in real terms. Despite the onset of the Covid-19 pandemic, this momentum accelerated further in 2020 registering a growth of 8.9 percent. The achievement of strong growth even during an economic crisis is mostly attributed to the sound fundamentals of the sector from before the onset of the Covid-19 pandemic. In this regard, commercial banks, which constitute the largest share of the domestic financial sector, were well capitalized at the end of 2019. This strong position has been maintained to date, with the regulatory capital to risk weighted assets ratio at the end of June 2021 standing at 47.2 percent, which is well above the regulatory minimum of 12.0 percent set by MMA. Looking at finance companies, the regulatory

---

capital to risk weighted assets ratio at the end 2019 stood at 43.3 percent. This had increased to 49.2 percent at the end of June 2021.

Another reason why the soundness of the financial sector remained unchanged during the recent crisis is likely due to the pre-emptive steps taken by the MMA in early 2020. This included changes to the regulatory framework to facilitate financial institutions to provide moratoriums on loan repayments of parties affected by the Covid-19 situation without having to downgrade the facilities. The amount of loan loss provisions that were mandated by the MMA on loans that had to be rescheduled were temporarily lowered, and this provided much needed relief to borrowers that were most affected during the crisis.

Due to strict containment measures such as lockdowns and movement restrictions taken in 2020 due to the Covid-19 pandemic, economic activity, and consequentially the business and income of banks and finance companies declined. The return on assets of commercial banks at the end of 2020 had declined to 1.8 percent, which is in contrast to an average of 3.9 percent over the period 2015 to 2019. However, a rapid rebound to previous levels was observed, with the indicator standing at 3.7 percent at the end of June 2021.

As a result of the recovery of some previously written-off non-performing loans, the ratio of non-performing loans to the total loan portfolio of commercial banks declined from 9.4 percent at the end of 2019 to 8.2 percent at the end of 2020. This declined further to 8.0 percent at the end of June 2021. Although loans covered under the Covid-19 related moratorium were not classified as non-performing, provisions were made for those loans that were deemed risky from this subset as well. Therefore, total provisions of the banking sector remained well above (132 percent) the total value of non-performing loans. Even if non-performing loans do increase in the future, this high degree of provisioning is expected to mitigate any risks arising as a consequence. Looking at finance companies, non-performing loans as a share

of their total loan portfolio stood at 1.5 percent at the end of 2019, and increased slightly to 2.7 percent at the end of 2020. This increased to 6.7 percent at the end of June 2021. However, loan loss provisions for finance companies also remain high. Therefore, the spillover risk of any negative effects of potential future increases in non-performing loans to the wider financial sector is expected to be minimal.

Another action taken by the MMA in early 2020 is to reduce the minimum reserve requirement (MRR) of commercial banks to reduce the risk of any dry-ups of liquidity in the economy. Specifically, the MMA reduced the MRR for local and foreign currency deposits from 10.0 percent to 7.5 percent in April 2020. A further reduction in the MRR for foreign currency deposits to 5.0 percent was made in July 2020. The effect of this policy change was magnified by an increase in the deposits of the banking sector during the same period, which helped avoid any liquidity problems even during the peak of the crisis. As a result, commercial bank deposits at the MMA, their investments in treasury bills and lending to the private sector all increased compared to that in 2019. Due to the increase of local currency liquidity in the banking system that followed, the MMA increased the MRR on local currency deposits to 10.0 percent in June 2021.

The primary reasons behind the financial sector maintaining its sound position during the worst economic crisis in Maldivian history are the regulatory measures taken by the MMA and their compliance, both in the years leading up to and during the crisis. A significant buildup of financial sector risk was avoided, and consequently, fiscal risks stemming from the financial sector such as the redemption of treasury security investments or the dry-up of new investments were also contained without any marked increases.

Regular monitoring of state owned financial institutions in order to detect and minimize fiscal risks originating from these institutions is also an ongoing process that is central to the efforts of mitigating fiscal risks from



**Table 15: Comparison of Budgeted and Actual Expenditure on Indemnities & Relief for natural disasters**

in millions of MVR	2014	2015	2016	2017	2018	2019	2020	2021 Until September
<b>Budget</b>	0.1	2.1	6.3	17.2	11.5	11.0	3.7	19.4
<b>Total Expenditure</b>	5.9	9.2	15.1	9.9	5.7	26.4	112.5	6.7
NDMA	2.8	9.1	12.4	0.7	2.4	15.2	103.2	4.5
Ministry of Environment, Climate change and technology	-	-	0.1	9.2	3.3	11.0	9.2	2.2
Ministry of Finance / Special Budget	-	-	2.6	-	-	-	-	-
Others	0.0	0.0	0.0	0.0	0.0	0.1	0.0	0.0
<b>Difference</b>	<b>(5.8)</b>	<b>(7.1)</b>	<b>(8.8)</b>	<b>7.3</b>	<b>5.8</b>	<b>(15.3)</b>	<b>(108.8)</b>	<b>-</b>

Note: Budgeted figures for 2017 and 2018 has increased as Ministry of Environment, Climate Change and Technology started budgeting for the expenditure on emergency water distribution during water shortage

2019 and 2021 NDMA figures include aids recieved from individuals

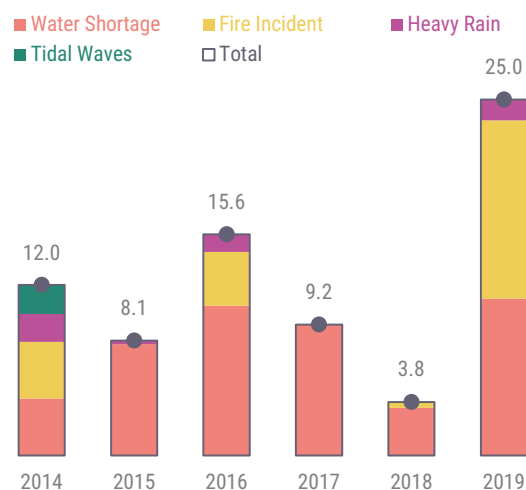
Source: Ministry of Finance

the financial sector. Particular focus is accorded to state owned financial institutions specialized to cater for individuals and small and medium sized enterprises. The objective is to minimize the risk of having to support these institutions through means such as unexpected capital injections in the event of the realization of an adverse event such as a large increase in non-performing assets, which could ultimately constrain the state-owned financial institutions to operate within regulatory limits.

balance of 2005 by 562% and 2020 by 177% respectively. In the recent years, expenditure on disasters indicates water shortages and fires as the most frequently occurring and costly disasters. The variance between the budgeted and the actual expenditures illustrates a significant risk of underestimating the fiscal impact of these hazards.

## 6 Natural Disasters and Emergencies Risk

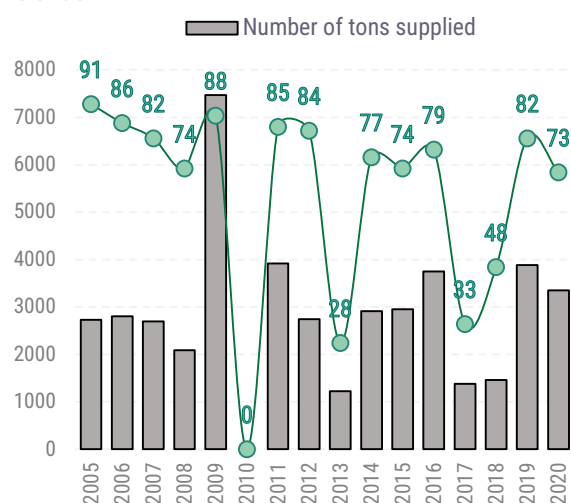
Maldives is vulnerable to natural disasters such as tsunamis, droughts, fresh water, tidal swells, heavy rain, coastal erosion and as well as pandemics. Among human induced hazards, fire and oil spills are the most noteworthy risks. Looking back at history, these disasters have had a significant impact on the economy and translated into a budgetary shocks following a government response. Major disasters such as the Indian Ocean Tsunami of 2004 and the current ongoing Covid-19 pandemic has deteriorated the overall fiscal

**Chart 85: Expenditure on Disaster between 2014 and 2019, in MVR millions**

Source: Ministry of Finance



**Chart 86: Water provision in tonnes and number of islands**

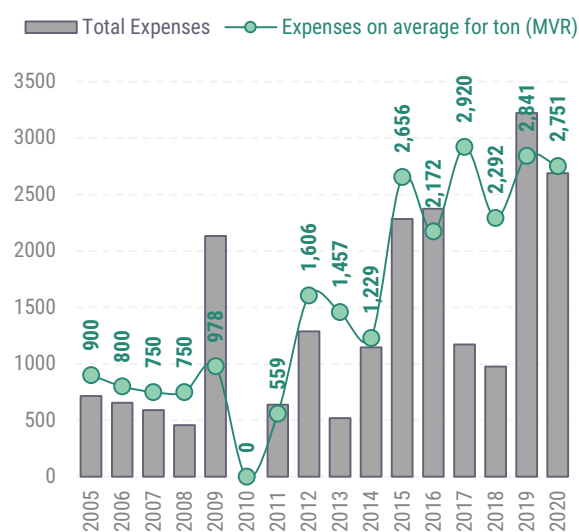


Source: National Disaster Management Authority (2005-2016)  
Ministry of Environment, Climate change and technology (2007-2020)

## 6.1 Fire risk

Fires, especially in the residential areas of Male' are a huge source of fiscal risk in the medium-term. The government has strengthened the regulations in storing chemicals (e.g, banning chemical storage in residential areas) and commenced the relocation of hazardous chemicals to Thilafushi in 2019. Furthermore, The Building Code

**Chart 87: Expenditure on providing water and average expenditure for one tonne of water, in millions of MVR**



Source: National Disaster Management Authority (2005-2016)  
Ministry of Environment, Climate change and technology (2007-2020)

**Table 16: Expenditure on Fire related incidents by NDMA**

	Number of Incidents	Aid provided in MVR
2014	7	4,000,000.00
2015	2	n/a
2016	5	4,598,194.46
2017	3	745,563
2018	10	399,859.20
2019	14	12,541,320.73
2020	8	644,178.00
until August 2021	9	1,560,507.17

Source: National Disaster Management Authority

gazetted in 2019 includes functional requirements related to fire hazards in buildings. However, delays in enforcing these regulations and the lack of capacity in inspecting these makes this risk persist. Moreover, as the resident population of Greater Male' Region is estimated to grow by approximately 20% in the next decade, the number of potential victims in need of relief can be expected to be relatively higher than before.

## 6.2 Water Shortage Risk

Shortage of fresh water is a recurring hazard in the outer islands due to droughts and saltwater infusion into ground water. During these events, the demand for the bottled water and desalinated water is met by the government's emergency water distribution initiatives. The expenditure on emergency water distribution accounted for 57% (28.5 million) of all expenditures by NDMA for disasters in between the years 2012-2016.

## 6.3 Mitigation Policies and Measures

It is part of the mandate of the National Disasters Management Authority (NDMA) to formulate strategies that focus on disaster mitigation, preparedness, and emergency relief response. With the continued work under this mandate, the fiscal risk borne by disasters and emergencies may be reduced. There are other additional measures in place to ease pressures from

the budget in case of emergencies and disasters. This includes drawing from National Disasters Management Fund and the contingency budget.

In order to minimize the damage from fires, the MNDF Fire and Rescue Services have increased their firefighting capacity with additional vehicles and equipment, and installation of fire hydrants in Male' City. Between the end of 2019 and early 2020, MNDF undertook large-scale monitoring of chemicals in warehouses in Male'. Furthermore, the validity of permits for chemical storage has been set for one year. Therefore, an inspection is required for renewal of permit for another year.

In addition to measures that mitigate the risk of occurrence of fire incidents, fiscal risk can also be reduced through further risk sharing with the public sector. In 2016 NDMA in collaboration with the Bank of Maldives introduced the Disaster Relief Loan scheme, a low interest long maturity loan scheme to support those affected by disasters. Furthermore, there are insurance products available in the market to protect homes and businesses and from other disasters.

Significant progress has been made in tackling water scarcity. To eliminate this risk, there are rainwater harvesting projects undertaken in the recent years. These projects store rainwater and dispense from various areas of the island. Multiple infrastructure projects are also currently underway to deliver on the pledge of the current administration to provide water and sanitation facilities to all the islands in Maldives by 2023.

## 7 SOE Risks

There are currently 32 registered SOEs in operation, out

of which 22 are 100% owned by the state. Government retains majority shareholding in 27 of the SOEs. Six of the SOEs have public representation in their shareholding and have their shares listed in Maldives Stock Exchange, and another four SOEs operate are registered as Pvt Ltd having private sector participation in their shareholding.

Only about 10 SOEs have been paying dividends to the Government on a regular basis since the year 2017. Of these, more than 50% of total dividends are being contributed by three SOEs. Significant number of SOEs are dependent on the Government Budget for their operations. Government support to SOEs are often extended in form of capital contributions, subsidies, or contingency payment towards operational or capital expenditure. Amongst the 32 SOEs, 13 receive continued capital injection while 5 of the companies claim subsidies, and another 2 receive grant to fund their operations. Additionally, often the borrowings by SOEs are supported by issuance of Sovereign Guarantees.

Non-financial SOEs owned by the Government results in fiscal risk for various reasons, one being the absence of a proper process in awarding or getting the SOEs to perform non-commercial activities or project. There is no established mechanism to compensate the SOEs for the cost incurred in delivering these activities or projects. SOEs are also often expected to deliver their services at below market price, and this result in some of the SOEs being dependent on Government subsidies. Most of the newly formed SOEs are incorporated without having a proper business plan established, and this also cause additional fiscal risks. Weakness in overall governance and best practices including the appointment of CEOs being not on a merit basis also results in additional risks.

**Table 17: Expenditure on SOE's from the Budget, in millions of MVR**

	2018	2019	2020	Until September 2021
Budget Disbursement	1,196.6	2,388.7	2,644.9	2,659.3

Source: Ministry of Finance

**Table 18: Financial Performance of SOE's, 2020**

	MVR
Declared Dividend	541,663,435
Liabilities	80,148,380,867
Assets	136,256,684,884
Revenue	23,906,459,829

Source: Ministry of Finance

## 7.1 Spending higher than Return

State Owned Enterprises (SOEs) play a significant role in Maldivian Economy. As at the end of 2020, SOEs in aggregate had a total assets of MVR 136.3 billion, while the sector had an aggregate liability of MVR 80.1 billion. During the year 2020, SOEs collectively earned a total of MVR 23.9 billion as gross revenue.

The allocation from the Government budget to sustain some of the SOEs is greater than the income that the Government earns from its investment in SOEs. Even though SOEs earned a gross revenue of MVR 23.9 billion, after accounting for the operational and capital expenditure as well as reserve requirements, the

dividend declared by the SOEs totaled only MVR 541.7 million. Of this, only MVR 159.2 got realized as at the end of September 2021.

State Owned Enterprises are provided with Grant and subsidies on a continued basis. As such, MVR 2.6 billion has been released to SOEs during 2020 for various different reasons. This is 3% in excess of the amount originally budgeted for 2020. As at the end of September 2021, MVR 2.6 billion has already been disbursed to SOEs. This is 8% in excess of the amount originally budgeted for the year 2021.

The main reason for the actual disbursement for SOE sector being in excess of budget is the challenges that lie in carrying out SOE related activities in accordance with the original plans. SOEs are often asked to carry out non-commercial activities, and in carrying out their activities, they do not necessarily adhere to the budget. In order to mitigate this risk, MoF plans to strengthen the budgetary process in relation to SOEs, in particular the inclusion of the budget proposals submitted by SOEs.

**Table 19: Net transfers to state owned enterprises from the Government Budget, in MVR millions**

	2018	2019	2020	2021	2022	2023	2024
Estimated Dividends from SOE's	593.9	197.6	324.0	582.2	1,030.4	1,911.5	2,038.1
Capital Injection and Administrative Costs	601.5	1,592.5	1,599.4	1,765.4	1,062.9	732.7	519.7
Subsidies provided to maintain Quality	595.1	796.2	1,045.5	1,075.3	1,433.9	1,385.4	1,363.4
Total Expenditure	1,196.6	2,388.7	2,644.9	2,840.7	2,496.8	2,118.1	1,883.1
<b>Surplus/Deficit</b>	<b>(602.7)</b>	<b>(2,191.0)</b>	<b>(2,320.9)</b>	<b>(2,258.5)</b>	<b>(1,466.3)</b>	<b>(206.7)</b>	<b>155.0</b>

Source: Ministry of Finance

## 7.2 Governance and Performance of SOEs

Many SOEs ended the financial year 2020 with a Net Loss. Most of the SOEs faced financial challenges resulting from the Covid 19 pandemic. Although the SOEs that were making profits prior to the pandemic managed to navigate the challenges on their own, the SOEs that were operating in the aviation sector were provided with financial support in 2020 and 2021.

As for the performance of the SOEs during the first two quarters of 2021, SOEs in aggregated earned an income of MVR 13.8 billion. The aggregate assets of all the SOEs as at the end of the second quarter was MVR 130 billion. The non-current liabilities of SOE sector stood at MVR 53.8 billion. 13 of the SOEs reported net loss in the first two quarters of the year 2021.

By nature of its operation some of the SOEs are not able to earn enough income to cover their operating costs, and therefore are dependent upon Government to sustain their operation. These are service based SOEs, who exist to provide services to the general public on behalf of the Government.

Fiscal risks arising from the governance and performance of the SOEs arise because not enough discussions happen with regard to how a new entity could be funded and self-sustained before the new SOEs get incorporated. There is also no good business plan prepared, and the process of appointing the top management for SOEs is weak. SOEs are also expected to undertake non-commercial activities, and this is also a source of fiscal risk.

To ensure that the fiscal risk is minimized, an initial business plan that includes a funding model would be made a part of the corporatization process. The board and the management that are appointed to the newly corporatized entity would be required to come up an action plan defining how the plan would be implemented. A performance review exercise targeted at SOEs has

been initiated by the Privatization & Corporatization Board (PCB). This performance review would assist PCB in identifying the non-performing entities and help decide the SOEs that need to be liquidated. As such, 9 SOEs are currently undergoing the liquidation process.

PCB has been continuing its effort to make the SOEs more accountable and improve their corporate governance. As such, PCB launched a "Procurement procedure and guidelines for SOEs" and a "Job classification framework for SOEs" in 2021. It is very important that the board members, the chairman, and the Managing Director appointed to SOEs are suitable for the positions, and possess the relevant educational background and experience.

## 7.3 Spending on Non-Commercial Activities

Government often used SOEs as vehicles to attain their policies. As such, Government assign non-commercial activities to some of the SOEs as a mean to achieve some of the policy objectives. SOEs who venture into non-commercial services, that may well fall out of their original scope, end up cross subsidizing the cost of delivering such services from their regular commercial operations. Additionally, SOEs also find challenging to recover the amounts due from the Government for the services they had rendered. As at the end of September 2021, SOEs had a receivable of MVR 2.2 billion from the Government. This includes the pending subsidy payments from the Ministry and the inter SOE receivables. The Government sometime end up adjusting these receivables against dividend payment resulting in cashflow shortage both for the SOE as well as for the Government.

MoF intends to assess the rational (including the net social benefits) and the impact on the performance of the SOEs as well as on the Budget from getting SOEs to perform non-commercial activities for the Government, and discuss and come to an agreement with SOEs a mechanism, through which such activities

---

can be accommodated. The objective is to ensure that the transactions between the Government and the SOEs are also carried on arms-length basis, and to agree a procedure for compensating the SOEs for such transactions.

## 7.4 Treasury loans extended to SOEs

Government extends treasury loans to some of the SOEs as assistance to carry out their mandates. As such, a total of MVR 1.1 billion has been extended to SOEs, and including penalty interest accrued for non-payment, the total due for these loans as at the end of December 2020 stood at MVR 1.2 billion.

Additional treasury loans were extended to Housing Development Corporation and Island Aviation during 2021. Treasury loans are normally extended to SOEs at an interest rate of 8-10%, and is to be repaid over period 12 months. A loan agreement for the purpose is executed between MoF and the respective SOE. Majority of the treasury loans extended to SOEs remains unpaid. One reason why some of the SOEs are not able to repay these is the lack of a mechanism through which the Government can compensate the non-commercial activities carried out by the SOEs on Government's request. Penal interest has been accrued for these loans due to non-payments.

To mitigate the fiscal risk arising from non-payment of treasury loans, MoF is undertaking an exercise with SOEs to reschedule these loans and explore if there is any potential adjustment that can be made for these loans against the money Government owes to the respective SOEs. As part of this exercise loans would be rescheduled extending the repayment period and waiving of the penal interest. Also SOEs may be allowed to settle the existing accrued and penal interest over several months.

Also in order to reduce the fiscal risk, a loan evaluation process, whereby the repayment capacity of the SOEs can be assessed, would be introduced for the treasury

loans. Where SOEs does not have the repayment capability, a sustainable mechanism through which SOEs can be funded would be discussed between the Government and SOEs.

## 7.5 Sovereign Guarantees Issued to SOEs

Sovereign Guarantees are extended to SOEs through a legal process. The Public Finance Act as well as the Guidelines for issuance of Sovereign Guarantees state the criteria of eligibility for a Sovereign Guarantee. Although Sovereign Guarantee is extended outside the budgetary allocation, as per the Fiscal Responsibility Act, these loans are also recorded as part of the Government debts. Government often carry out infrastructure development projects through SOEs by extending them Sovereign Guarantees as support to fund these projects. This has led to a significant increase in the Sovereign Guarantees extended to SOEs over the years.

As at the end of December 2020, Government had 25 guaranteed loans. The total value of these loans is MVR 11,964 million. This accounts for 60% of the loans guaranteed by the Government. Increase in fiscal risk from Sovereign Guarantees is noted due to Government often having to step in and support the SOEs who have borrowed on Sovereign Guarantees and pay the interest accrued on these loans to avoid a default situation. The Government has been continually assisting 3 of the SOEs pay their guaranteed loans.

To mitigate the fiscal risk resulting from Sovereign Guarantees, a business risk assessment of the SOEs, assessing the repayment capacity, the performance, and the cash flow situation is prepared prior to the issuance of the guarantee. Also the current guideline is being reviewed with an objective to strengthen the evaluation of the Sovereign Guarantee proposal. The review process would particularly look at the eligibility criteria making it more defined, strengthen the risk assessment process, monitoring and recording of the Guarantees, and the auditing requirements.

## 8 Public Debt Risk

### 8.1 Size and composition of Public and Publicly Guaranteed Debt

The Government's debt position, although sustainable, remains vulnerable to significant risks in the medium term. Total public debt grew steadily from 78.0 percent of GDP (MVR 67,956.7 million) in 2019 to 149.0 percent of GDP (MVR 86,509.1 million) by the end of 2020. The increase in our debt-GDP is mainly caused by the huge contraction in the nominal GDP due to adverse effects of the Covid-19 pandemic. The additional borrowings incurred as a result of the massive shortfall in government revenues led by the pandemics also contributed to the deterioration of debt-GDP levels.

Total budgetary central government's (BCG) domestic debt stood at MVR 41,628.3 million (71.8 percent of

GDP), at the end of December 2020. This is an increase of MVR 9,401.3 million (29.2 percent) when compared to total BCG domestic debt outstanding at the end of December 2019. This was mainly driven by the increment in direct domestic borrowings by the central government, including the issuance of a USD 250 million bond to the State Bank of India, Male' Branch.

Total BCG external debt at the end of 2020 stood at MVR 24,932.5 million (43 percent of GDP). This is an increase of MVR 2,911 million (13.2 percent) when compared to December 2019. In terms of composition of external debt as of December 2020, buyer's credit loans comprised of 28 percent, multilateral loans constituted 25 percent, bilateral loans constituted of 21 percent and commercial facilities made up the remaining 15 percent.

**Table 20: Total Public and Publicly Guaranteed Debt (PPG)**

In Millions of MVR	2018	2019	2020
Total PPG Debt service cost	60,259.6	67,956.7	86,509.1
External Debt	20,547.5	22,021.1	24,932.5
Domestic Debt	27,664.1	32,227.0	41,628.3
Publicly Guaranteed External Debt	10,348.4	12,728.3	19,078.5
Publicly Guaranteed Domestic Debt	1,699.6	980.3	869.8
Public Debt as a percent of GDP	73.5%	78.3%	149.3%
External Debt as a percent of GDP	25.1%	25.4%	43.0%
Domestic Debt as a percent of GDP	33.7%	37.1%	71.8%
Publicly Guaranteed External Debt as a percent of GDP	12.6%	14.7%	32.9%
Publicly Guaranteed Domestic Debt as a percent of GDP	2.1%	1.1%	2%
Debt Maturing in one year	23,885.0	25,231.0	35,435.0
Domestic Debt	16,462.0	19,944.55.0	25,409.0
External Debt	939.0	822.0	1,459.0
Guaranteed Debt	6,484.0	4,465.0	8,567.0

Source: Ministry of Finance

## 8.2 Risks in Debt Portfolio

In terms of risk assessment, the three main risks namely, refinancing risk<sup>1</sup>, interest rate risk<sup>2</sup> and exchange rate risk<sup>3</sup> were identified as major risk in the current debt portfolio and evaluated against set parameters. These key parameters assist the Government in adopting strategies that will provide optimal combination of lowest possible cost and risk.

### 8.2.1 Refinancing Risk

As depicted from the chart 89, the redemption profile of the Government indicates that a large portion of the total debt portfolio (equivalent to 41 percent) will mature

by the end of 2021. It is worth noting that a significant portion of this debt (72 percent) maturing in the next 12 months are treasury bills issued in the domestic market.

However, with the exception of a spike in repayments in 2026, the maturity profile is relatively smooth. This is also evident from the Average Time to Maturity (ATM) of the government's debt portfolio. As such, ATM for total PPG debt and external portfolio has sustained around 8 years in the past three years.

**Table 21: Public and Publicly Guaranteed (PPG) Debt Risk Indicators**

	2018	2019	2020
Total Debt to GDP	73.5%	78.3%	149.3%
BCG Debt to GDP	58.8%	62.5%	114.9%
Guaranteed Debt to GDP	14.7%	15.8%	34.4%
Debt maturing in 1 year (percent of total PPG Debt)	33.0%	35.0%	39.0%
Debt maturing in 1 year (percent of GDP)	23.0%	26.0%	44.7%
Average time to maturity of External Portfolio (years)	7	7	8
Average time to maturity of Domestic Portfolio (years)	9	8	7
Average time to maturity of Total Portfolio (years)	8	8	8
Average Time to re-fixing (years)	7	5.8	6.6
Debt re-fixing in 1 year (percent of total PPG Debt)	48.0%	35.0%	41.2%
Fixed rate debt (percent of total PPG Debt)	80.0%	81.0%	79.0%
Weighted Average Interest Rate (percent)	4.0%	4.0%	4.0%
FX Debt as a percent of total PPG Debt (percent)	57.0%	58.0%	65.0%
Short Term FX Debt as a percent of Gross International Reserve (percent)	43.0%	58.0%	61.0%

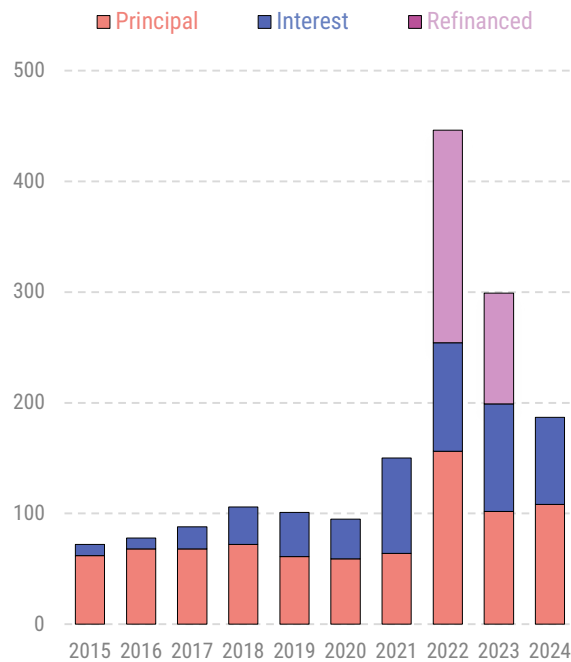
Source: Ministry of Finance

<sup>1</sup> Risk refers to the uncertainty that debt may have to be rolled over at an unusually high interest cost or cannot be rolled over at all.

<sup>2</sup> Risk of increase in debt servicing cost due to unfavorable changes in the interest rates.

<sup>3</sup> Risk of increasing debt outstanding and servicing cost due to fluctuations in exchange rate.

**Chart 88: External Debt Repayment History and Profile, in USD millions**



Source: Ministry of Finance

debut Eurobond maturing in mid-2022. As a proactive measure to address the refinancing risk ahead, the Government carried out a Liability Management Exercise through an 'any and all' tender offer, where 76.79 percent of the Eurobond was tendered and settled from a 5-year

Sukuk issued under a Sukuk Issuance Program in 2021. Additionally, the maturity period of the USD 100 million bond subscribed by the Abu Dhabi Fund for Development (ADFD) with original maturity in 2023 has been extended by 3 years.

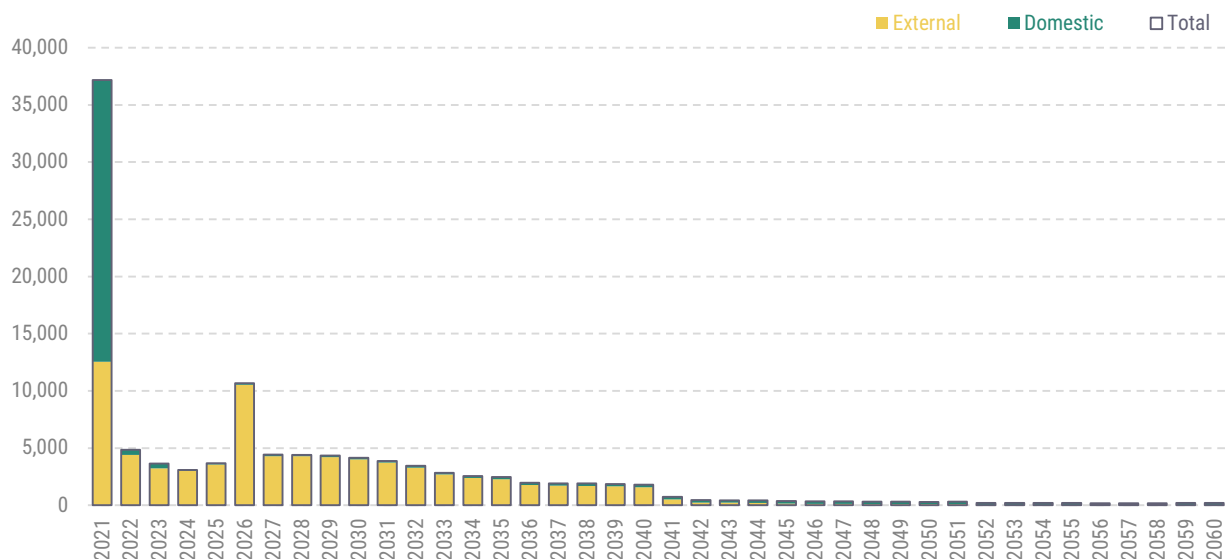
Furthermore, to maintain an optimal maturity structure of the debt portfolio and minimize refinancing risk, the Government is exploring the potential for issuing treasury bonds with tenures between 8 to 20 years both in the domestic and international debt capital markets.

### 8.2.2 Interest Rate Risk

The interest rate risk reflects the volatility in various interest rates structures in Government's debt portfolio. The key indicators used to measure interest rate risk are; Average Time to Refixing (ATR), Debt refixing in 1 year, split between fixed and variable rate debt and Weighted Average Interest Rate (WAIR).

The ATR describes time taken in years to fix the interest rates; therefore, a shorter ATR implies that the portfolio is more exposed to variable interest rate shocks. When looking at the Government total debt portfolio, the ATR as at 31 December 2020 was 7 years. The above table

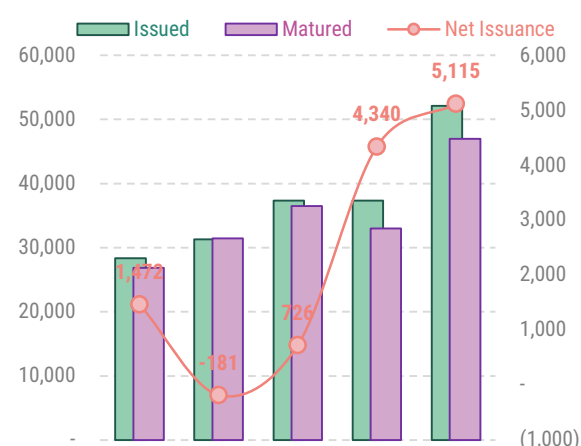
**Chart 89: Maturity profile of PPG debt as at end of April 2021, in MVR millions**



Source: Ministry of Finance



**Chart 90: Net Issuance of Treasury Bills, in MVR millions**



Source: Ministry of Finance

also indicates that 41 percent of total debt portfolio is subject to interest rate refixing in less than a year. However, around 70 percent of debt subject to refixing represents fixed rate treasury bills issued to domestic market. Hence, considering the growing demand for treasury bills as observed from the chart below, risk of interest rate refixing remains minimal.

In terms of average interest rate, the WAIR is relatively low at 3 percent for the total debt portfolio as at 31 December 2020. This indicates a 1 percent drop when compared to end of December 2019. This is mainly due to increased concessional borrowings obtained through multilateral and bilateral partners in 2020. In addition to this, at the end of 2020, the debt portfolio's mix between fixed and variable interest rates were 79 percent and 21 percent, respectively. It is estimated that with a 100 basis point increment of WAIR, the debt service cost associated with variable debt instruments could increase by 33 percent in 2021, which is equivalent to 0.29 percent of GDP.

Given the above, risk of higher debt service cost due to adverse shocks in interest rates remain low.

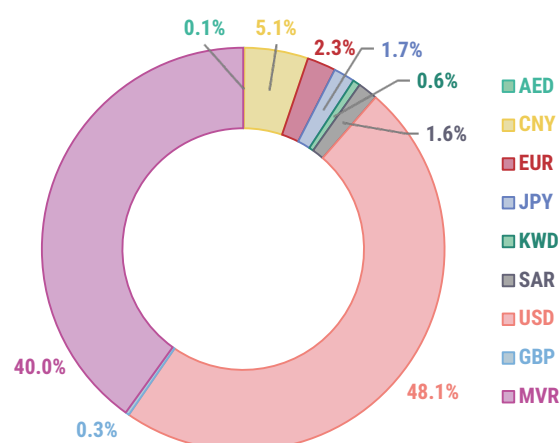
## 8.2.3 Exchange Rate Risk

In terms of exposure to foreign exchange risk, at the end of December 2020, 60 percent of the total PPG debt is denominated in foreign currency, which is an increase in 4 percent when compared to end of 2019. As depicted in the above chart, total PPG debt comprises of 48 percent in United States Dollars, while 40 percent of the portfolio is denominated in Maldivian Rufiyaa (MVR). The remaining 11.8 percent of the portfolio comprises of various currencies including Chinese Yuan (CNY), Euro (EUR), Japanese Yen (JPY), Saudi Riyal (SAR), Kuwaiti Dinar (KWD) and United Arab Emirates Dirham (AED).

The portfolio's exposure to foreign currency denominated debt has grown significantly in 2020 with an increase of 27 percent when compared to 2019. However, it is worth noting that the risk associated with exchange rate fluctuation remains minimal since the local currency is pegged to USD.

Nonetheless, the increasing reliance on foreign currency denominated debt presents challenges in debt management. For instance, in a scenario whereby MVR depreciates against the USD by 5 percent, the disbursed outstanding of PPG debt will increase by MVR 2.5 billion and vice versa if it were to appreciate. In such a scenario, the debt to GDP will see a fluctuation between 154

**Chart 91: Currency Composition of PPG**



Source: Ministry of Finance

**Table 22: Exchange Rate Risk, in MVR millions**

	2018	2019	2020
Principal (A)	14,394.0	4,544.0	3,406.0
Interest and other Payments (B)	1,554.0	1,830.0	1,813.0
Baseline: Total Debt service (A+B)	15,949.0 <sup>1</sup>	6,374.0	5,219.0
Baseline: PPG External Debt service as a percent of Total GOM's Revenues	75.0%	28.0%	19.0%
Scenario 1: MVR Depreciate by 5 percent			
Revised PPG External Debt Service	16,746.0	6,693.0	5,480.0
PPG external Debt service as a percent of Total GOM's Revenues	79.0%	29.0%	20.0%
Scenario 2: MVR appreciate by 5 percent			
Revised PPG External Debt Service	15,151.0	6,056.0	4,958.0
PPG external Debt service as a percent of Total GOM's Revenues	72.0%	26.0%	18.0%

Source: Ministry of Finance

percent and 145 percent. Moreover, as depicted in the above table, the debt service to revenue ratio for foreign currency denominated debt is estimated to increase by 4 percent if MVR depreciates against USD by 5 percent and vice versa if it were to appreciate.

### Key Measures to mitigate Exchange rate risks

A key priority measure to mitigate exchange rate risk is, to develop Government securities market and introduce new instruments such as new local currency denominated Islamic financial instruments. It is evident that investors' demand for Islamic treasury instruments have been increasing in recent years. Therefore, to further develop the domestic securities market and minimize the exposure to external debt, the Government has developed and issued a new domestic Islamic financial instrument in June 2021.

### 8.2.4 Operational Risk

Operational risk refers to a wide variety of risks faced by the Debt Management Office (DMO) that can disrupt debt service and debt management operations. In this regard, several operational gaps were identified in the Debt Management Performance Assessment (DeMPA) carried out in 2019 by the World Bank. For instance, the need to further strengthen the institutional structure within the Ministry of Finance for debt management and to implement the front, middle and back offices (FO/MO/BO) with enhance staff capacity; the internal procedures, distribution of staff needs were identified as key operational reform tasks. Additionally, the current domestic securities issuance operation involves several manual processes which are prone to operations risks.

.....  
The total debt service figure is based on the assumption that RBI swap of USD 400 million guaranteed by the GOM will be repaid in 2021.

---

### **Key Measures to mitigate operational risks**

Based on the recommendations from DeMPA 2019, the Ministry has implemented the traditional FO/MO/BO model with enhanced FO capabilities. The Ministry has also set out internal procedures and guidelines for DMD operations with appropriate distribution of staff roles and responsibilities. Moreover, in order to build capacity and enable DMD staff to execute their new functions, the Ministry has created annual training plans.

As a part of the Government's legislative agenda, drafting of the Public Debt law and reviewing of the existing Public Finance Regulation and Fiscal Responsibility Act is underway in order to align them with the international best practices on debt management. This would further strengthen the legal framework governing debt management.

The Government is working towards implementing the Commonwealth Secretariat's Meridian Software, which is the latest version of the Commonwealth Secretariat's Debt Recording and Management System (CS-DRMS). This will better equip the debt department with the most up to date tools to manage and analyze the debt portfolio. As a result, this will reduce the operational risks associated with debt recording and reporting. Furthermore, to mitigate operational risks associated with domestic government securities operations, the Government is currently working with the MMA to bring the necessary automation and integration into the process. In this regard, establishment of an electronic trading platform and a central securities depository that integrates to government's payment system is currently underway. The successful implementation of this project will ensure that the government securities operations are carried out prudently and in line with the international best practices.

### **8.2.5 Contingent Liabilities from Government Guaranteed Debt**

Government's guaranteed debt include, guaranteed debt of State-owned entities, statutory authorities' debt and guaranteed debt of private companies where sovereign guarantees are granted for their borrowings. As such, total guaranteed debt at the end of 2020 stood at MVR 19,994 million which represents 35 percent of total PPG debt. This poses significant risks for the government if a beneficiary of guaranteed debt defaults and a call on the guarantee is made by the lender resulting a settlement to be made by the Government to avoid any sovereign default.

#### **Key Measures to mitigate risks associated with Guaranteed Debt include**

The Government is currently reviewing the existing "Guarantee Issuance Policy" to strengthen the quality and requirements for analyzing loan guarantee proposals. In particular, a strong emphasis would be given on clearly defining eligibility criteria, strengthening risk assessment process, monitoring and recording mechanism and auditing requirements.

Also strengthening the credit risk assessment of Sovereign guarantee applicants and further efforts are ongoing to strengthen the capacity of the debt department to undertake such risk assessments.

# Public Expenditure and Financial Accountability (PEFA) Assessment Report

## 2020

Public Expenditure and Financial Accountability (PEFA) assessment is a tool for assessing the status of a country's public financial management (PFM) system. The assessment conducted in 2020 is the first PEFA "self-assessment report" done by Maldives. The purpose of the GoM PEFA is to obtain a snapshot of PFM performance by diagnosing the PFM processes, systems and institutions of Maldives to gauge the progress made since the last assessment in 2014 and guide future PFM reforms. The result of this PEFA assessment will be used to drill-down into the causes of the PFM performance to prepare a PFM Reform Strategy and a prioritized and sequenced Action Plan that will be the rallying point for any reform activities.

The assessment applied the PEFA 2016 methodology, with seven key pillars of performance, which are a prerequisite for an open, well-functioning, and orderly public financial management system to achieve government objectives. The assessment covered budget reliability, transparency of public finances, management of assets and liabilities, policy based fiscal strategy and budgeting, predictability and control in budget execution, accounting and reporting, as well as external scrutiny and audit. The assessment will show all the seven key pillars of performance and the 31 performance indicators.

Last PEFA assessment report was done in 2014. In comparison to the PEFA assessment done in 2014, Maldives has improved in 17 Performance areas, maintained the score in 8 areas and deteriorated the performance in 1 area of the assessment. Please find the summary scores of indicators below.

		2020
<b>I. Budget reliability</b>		
PI-1	Aggregate expenditure outturn	B
PI-2	Expenditure composition outturn	C+
PI-3	Revenue outturn	B
<b>II. Transparency of public finances</b>		
PI-4	Budget classification	B
PI-5	Budget documentation	B
PI-6	Central government operations outside financial reports	D
PI-7	Transfers to subnational governments	C+
PI-8	Performance information for service delivery	D+
PI-9	Public access to fiscal information	A

**III. Management of assets and liabilities**

PI-10	Fiscal risk reporting	D+
PI-11	Public investment management	C
PI-12	Public asset management	C+
PI-13	Debt management	B

**IV. Policy-based fiscal strategy and budgeting**

PI-14	Macroeconomic and fiscal forecasting	B+
PI-15	Fiscal strategy	D+
PI-16	Medium-term perspective in expenditure budgeting	D
PI-17	Budget preparation process	A
PI-18	Legislative scrutiny of budgets	C+

**V. Predictability and control in budget execution**

PI-19	Revenue administration	C+
PI-20	Accounting for revenue	C+
PI-21	Predictability of in-year resource allocation	C+
PI-22	Expenditure arrears	B+
PI-23	Payroll controls	C+
PI-24	Procurement management	D+
PI-25	Internal controls on non-salary expenditure	C+
PI-26	Internal audit	C

**VI. Accounting and reporting**

PI-27	Financial data integrity	C
PI-28	In-year budget reports	B+
PI-29	Annual financial reports	C+

**VII. External scrutiny and audit**

PI-30	External audit	D+
PI-31	Legislative scrutiny of audit reports	NA

Tracking change in performance based previous versions of PEFA	2014	2020
PI-1 Aggregate expenditure out-turn compared to original approved budget	A	B
PI-2 Composition of expenditure out-turn compared to original approved budget	D+	D+
PI-3 Aggregate revenue out-turn compared to original approved budget	B	A
PI-4 Stock and monitoring of expenditure payment arrears	D+	B+
PI-5 Classification of the budget	C	A
PI-6 Comprehensiveness of information included in budget documentation	A	A
PI-7 Extent of unreported government operations.	NR	NR
PI-8 Transparency of inter-governmental fiscal relations.	C	C
PI-9 Oversight of aggregate fiscal risk from other public sector entities.	D	C
PI-10 Public access to key fiscal information	B	A
PI-11 Orderliness and participation in the annual budget process	B+	A
PI-12 Multi-year perspective in fiscal planning, expenditure policy and budgeting	D	D+
PI-13 Transparency of taxpayer obligations and liabilities	B	B+
PI-14 Effectiveness of measures for taxpayer registration and tax assessment	C	C+
PI-15 Effectiveness in collection of tax payments	D+	D+
PI-16 Predictability in the availability of funds for commitment of expenditures	D+	C+
PI-17 Recording and management of cash balances, debt and guarantees	D+	C+
PI-18 Effectiveness of payroll controls	D+	C+
PI-19 Competition, value for money and controls in procurement	D	C
PI-20 Effectiveness of internal controls for non-salary expenditure	D+	D+
PI-21 Effectiveness of internal audit	D+	C
PI-22 Timeliness and regularity of accounts reconciliation	D+	C
PI-23 Availability of information on resources received by service delivery units	D	D
PI-24 Quality and timeliness of in-year budget reports	D+	C+
PI-25 Quality and timeliness of annual financial statements	D+	B+
PI-26 Scope, nature and follow-up of external audit	D+	D+
PI-27 Legislative scrutiny of the annual budget law	D+	D+
PI-28 Legislative scrutiny of external audit reports	D+	NA
D-1 Predictability of direct budget support	D	NU
D-2 Financial information provided by donors for budgeting and reporting on projects and programmes	D	NU
D-3 Proportion of aid that is managed by use of national procedures	D	NU

## Fiscal Transparency Evaluation

Fiscal Transparency Evaluation reflects upon the ongoing commitments to enhance fiscal transparency. Maldives is the first small island state and the second country in Asia to undertake this evaluation. This report assesses the fiscal transparency practices in Maldives against the first three pillars of IMF's Fiscal Transparency Code that is fiscal reporting, Fiscal forecasting and Budgeting and Fiscal Risk Analysis and Disclosure.

The evaluation showed that performance in Fiscal Forecasting and Budgeting is stronger comparative to the other pillars. 50 percent of the practices were evaluated as "Good" or "Advanced" and the other 50 percent were at the "Basic" and "Below Basic" level. Performance in Fiscal Reporting was uneven, ranging from "Advanced" to "Below Basic" whereas Fiscal Risk Analysis and management emerged as a weak area as the most practices were rated as "Basic" and "Below Basic"

I. Fiscal Reporting		II. Fiscal Forecasting and Budgeting		III. Fiscal Risk Analysis and Management	
1.1.1 Coverage of Institutions		2.1.1 Budget Unity		3.1.1 Macroeconomic Risks	
1.1.2 Coverage of Stocks		2.1.2 Macroeconomic Forecasts		3.1.2 Specific Fiscal Risks	
1.1.3 Coverage of Flows		2.1.3 Medium-Term Budget Framework		3.1.3 Long-Term Fiscal Sustainability Analysis	
1.1.4 Coverage of Tax Expenditures		2.1.4 Investment Projects		3.2.1 Budget Contingencies	
1.2.1 Frequency of In-Year Reporting		2.2.1 Fiscal Legislation		3.2.2 Asset and Liability Management	
1.2.2 Timeliness of Annual Financial Statements		2.2.2 Timeliness of budget documents		3.2.3 Guarantees	
1.3.1 Classification		2.3.1 Fiscal policy Objectives		3.2.4 PPPs	
1.3.2 Internal Consistency		2.3.2 Performance Information		3.2.5Financial Sector Exposure	
1.3.3 Historical Revisions		2.3.3 Public Participation		3.2.6 Natural Resources	
1.4.1 Statistical Integrity		2.4.1 Independent Evaluation		3.2.7 Environmental Risks	
1.4.2 External Audit		2.4.2 Supplementary Budget		3.3.1 Subnational Governments	
1.4.3 Comparability of Fiscal Data		2.4.3 Forecast Reconciliation		3.3.2 Public Corporations	
Not Met		Basic		Good	
				Advanced	

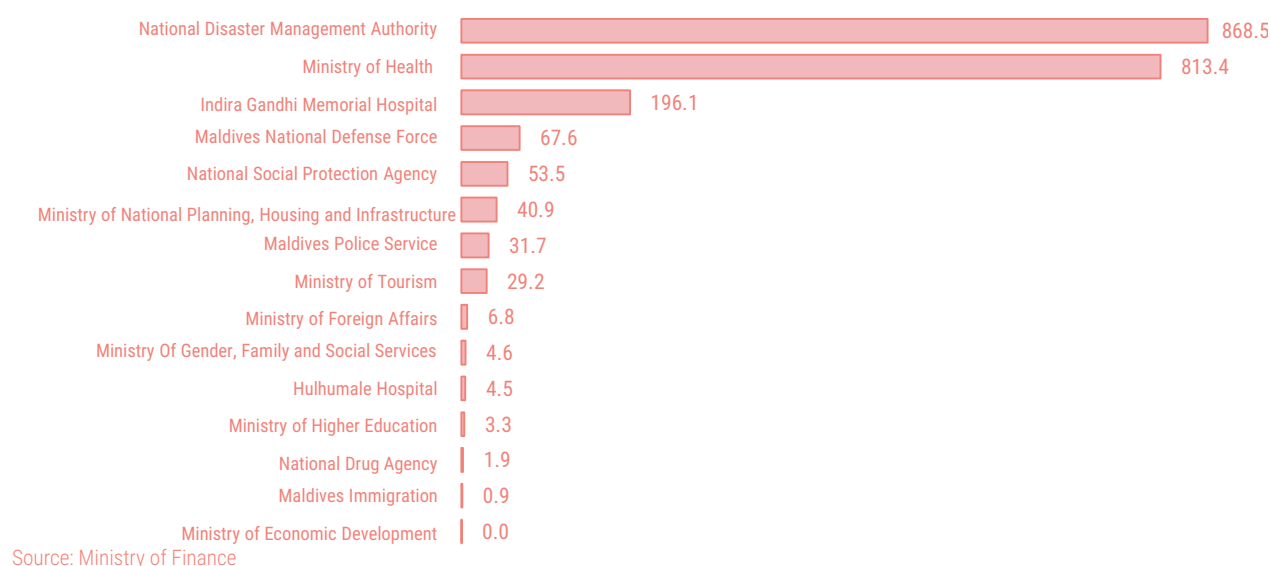
# INFORMATION BOX 1: COVID-19 SPENDING DETAILS

## Health and social spending

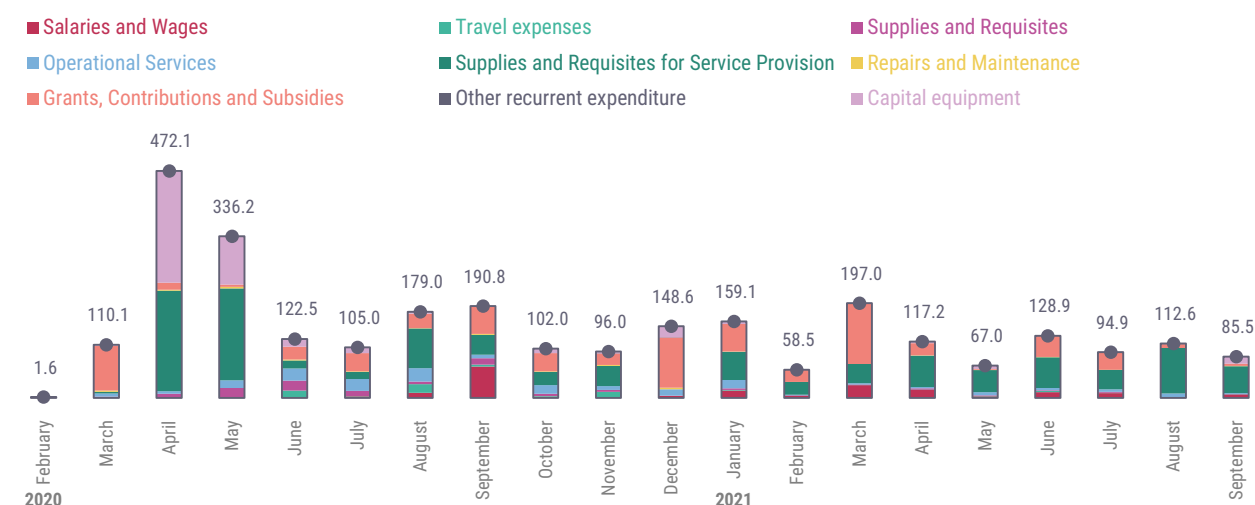
### Expenditure by AGAs

Main increment in expenditures occurred due to covid-19 is on health and social sector. As of 7<sup>th</sup> October 2021, National Disaster Management Authority and Ministry of Health registered the highest spending. This spending was mainly on acquiring medical supplies and consumables.

The chart 1.1 shows the total amount that has been contributed by offices for covid-19, in million MVR



The chart 1.2 shows the type of spending, in millions of MVR



Source: Ministry of Finance



## Frontline Allowance

In 2020 “COVID-19 Frontline Allowance” was introduced to incentivize frontline workers exposed to different levels of risk associated with the COVID-19 health protection efforts. As of 30 September 2021, MVR 177.3 Million was disbursed to 13,052 front-line workers.

## Economic relief Package

In order to overcome the economic downturn and negative fiscal impact of the Covid-19 pandemic and support households and businesses, “Economic Relief Package” was introduced by the government in 2020 and 2021.

This package included support as Covid-19 Recovery Loan Scheme to provide immediate working capital to resorts, big businesses, SMEs and freelancers. Utility subsidies to alleviate financial burdens on household were given up to 3 months in 2020 and up to a month in 2021 while discounts on utility were given up to a month in 2021. This utility discount was also extended to businesses up to a month in 2021. Further to this, an Income Support Allowance of MVR 5,000 was given to support individuals whose incomes were affected due to the pandemic. This allowance was given from April 2020 to December 2020.

Government funded the large businesses by issuing loans through Bank of Maldives and for Medium and Small businesses, loans were issued through SME Development Finance Corporation (SDFC). Discount on electricity and water bills were provided through Male’ MWSC, STELCO, Fenaka and other utility providers in the islands. Income Support Allowance was provided through NSPA, after the evaluation done by Job Centre of Ministry of Economic Development.

## Loans Issued to Large Businesses and Resorts

This scheme was introduced on 07th April 2020 in order to assist businesses on managing the working capital, ensuring job security and salary continuity for Maldivian employees. The terms of condition of this loan is to ensure that there is no termination of any Maldivian employees and to ensure that there is no deduction of more than MVR 5,000 of any employee, stipulating three months of issuance of this loan.

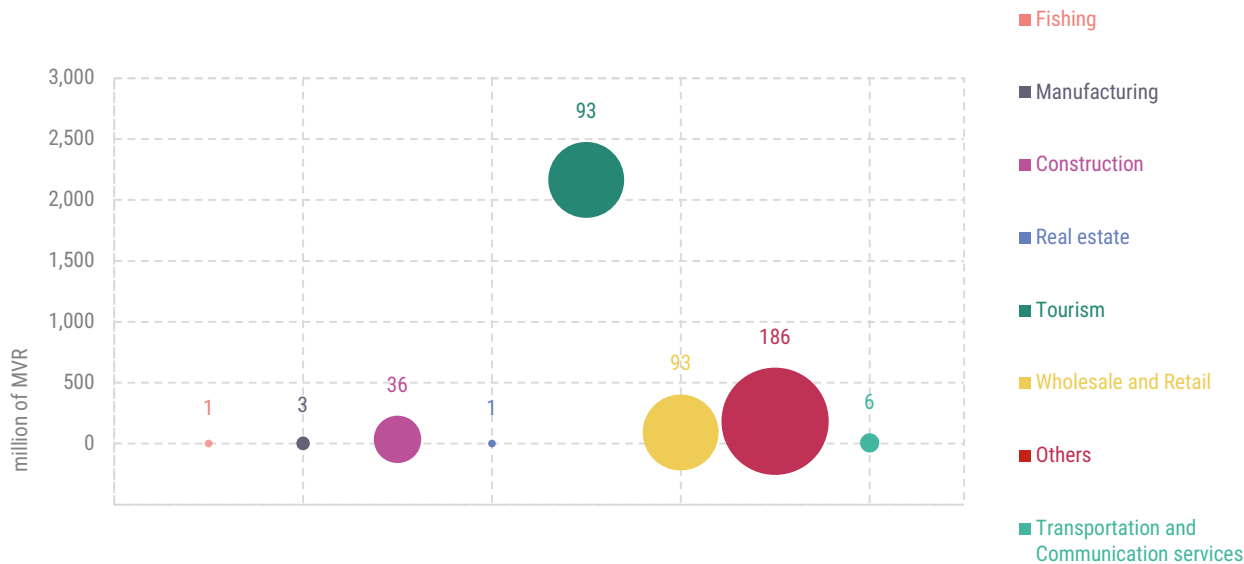
This loan was issued to businesses that had a revenue of over MVR 10 million in FY 2019. The interest rate of this loan is 6 percent and the repayment period is within 3 years, excluding the grace period.

Considering the changes in the Maldivian economy, on 2nd March 2021 opportunity was given to those companies to postpone their payback period to an additional year. In addition, the grace period was also extended by the Government to the end of October 2021 and exception of repayment of loan interest and principal was also given.

This loan was issued to 419 eligible businesses which includes 44 resorts and 375 other businesses. The maximum amount issued to the resorts were up to MVR 7,710,000 and USD 500,000 and for the other businesses were up to MVR 1,000,000 issuance. For this scheme a total of MVR 670,662,848 was issued.

The application for recovery scheme was open until 15th December 2020 by Bank of Maldives. The last issuance of this loan was on 14th January 2021.

Chart 1.3 Total number and amount of loan issued to large businesses and resorts



Source: Bank of Maldives

### SDFC business support loan scheme

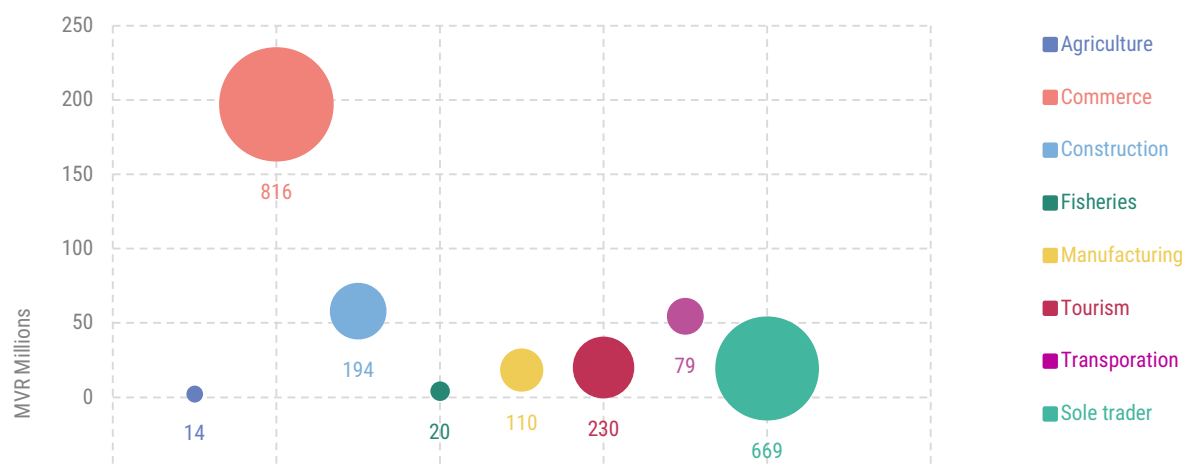
This scheme was introduced on 08th April 2020 to help small businesses to meet their short term needs and to secure the salary of Maldivian employees. Moreover, it is also targeted to self-employed workers facing difficulties in meeting their working capital due to the ongoing pandemic.

Eligible SMEs may apply for loans up to 10% of its annual sales turnover for the past year (capped up to MVR 500,000) at 6% interest per annum for a 3-year period. The repayment period excludes the grace period up to 6 months in which no interest is charged.

However, based on the economic situation of Maldivian economy, reliefs were given on the repayment of this loan by the Government. On 9th March 2021 an extension of one year grace period for the loan was announced. Moreover, for those who applied to this relief, it was decided that no repayment of loan would be made until October 2021 and the period to repay the loan was extended without increasing the monthly instalment amount.

Under this scheme loan was issued for those business with annual turnover of less than MVR 10 million in 2019. Loan was issued to total 2,053 businesses which meets the eligibility requirement that includes 1,476 businesses and 669 self-employees. Among the businesses 108 guest houses and 153 restaurants were included. A total of MVR 347,670,436 was issued.

**Chart 1.4: Total number and amount of loans provided by SDFC**

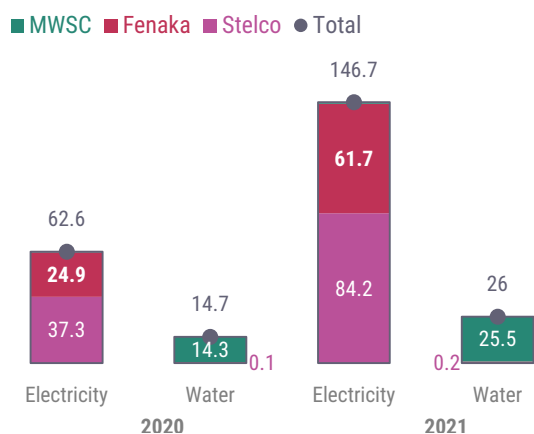


Source: SDFC

## Utility discounts

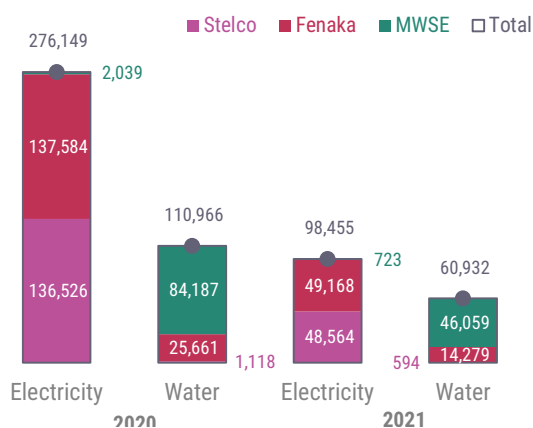
In order to compensate for the losses faced and to ensure access to basic utilities such as electricity and water in each household during the lockdown in 2020, government has subsidised 40% of electricity utility bills of 3 months and 30% of water utility bills of 2 months. Moreover, in 2021 government announced lockdown as the country faced a third surge with the virus increasingly spreading out of the capital area to other atolls. In this period government has subsidised 40% of electricity utility bills and 30% of water utility bills of May 2021. Additionally, in 2021, government has subsidised utility discount for establishments as well. For total of 21,123 establishments has been provided 20% discounts from electricity bills and for 7,133 establishments with 20% from the water bills. For these Discounts above, mentioned government has spent total of 250 in 2020 and 2021.

**The chart 1.5: Total amount that has been contributed to utility, in millions of MVR**



Source: Utility Companies

**The chart 1.6: Number of Households**

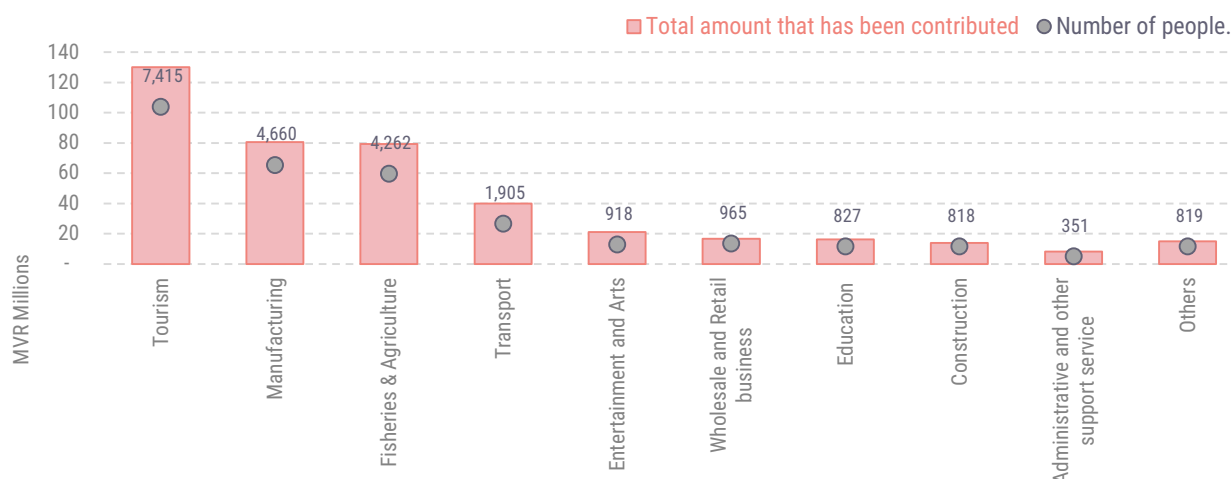


Source: Utility Companies

## Income support allowance

The income support allowance scheme was introduced by the government on 13 May 2020, as a relief for individuals experiencing financial difficulties as a result of employment issues due to the Covid-19 crisis. This program was carried from April 2020 to December 2020. As of today, this allowance has been provided to total of 22,940.

**The chart 1.7: Total amount that has been contributed as income support allowances and number of people**



Source: Ministry of Economic Development

## Economic Stimulus loan

In 2020, in order to support resorts and businesses registered in the Maldives, government borrowed Euro 20 million (354 Million rufiyaa) from European investment bank (EIB). In order to disburse this loan, Bank of Maldives has partnered with the Ministry of Finance to support the implementation of the Covid-19 Economic Stimulus Loan. This package was announced on 11th November 2020 and the application deadline was 11th March 2021. The largest amount to be issued under this loan is MVR 15,420,000 or USD 1,000,000 and the interest rate of this loan is 6 percent. The payback period is between 4 to 7 years and includes a grace period of 12 months. The loans have been disbursed to 58 businesses and these businesses includes a total of 1,458 staffs.

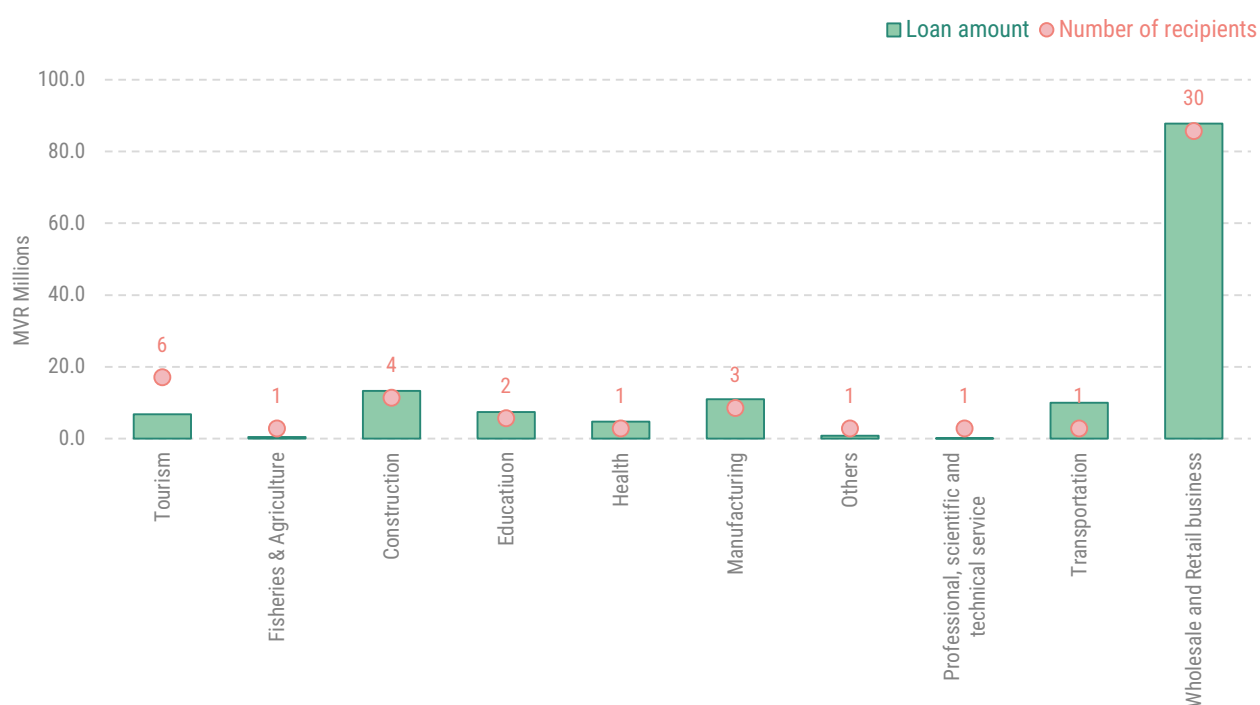
After the economic stimulus loan issued in 2020, the application to this loan opened again in 2021. The government is in discussion with EIB to finance this loan retroactively and until financing is secured, the government would finance these loans. As of now, MVR 87,750,000 has been issued to 50. The deadline to apply for this loan was 17th July 2021. Chart 1.8 shows the distribution of this loan by sector.

**Table 1.1: Details of Economic Stimulus Loan given in 2020**

Sector	No. of people who recieved	Loan amount (MVR)	No. of employees
Tourism	3	26,071,000	80
Administration and Support Service	4	37,420,000	463
Construction	9	44,363,000	37
Education	1	800,000	34
Communication Services	2	4,950,000	10
Manufacturing	2	12,157,235	51
Professional, Scientific and Technical Services	3	4,000,000	6
Transportation Services	6	28,320,000	11
Wholesale and Retail Business	24	178,860,783	48
Health	3	17,235,000	718

Source: Bank of Maldives

**The chart 1.8: Number of loans issued and total disbursement amount under Economic Stimulus loan scheme, by sector**



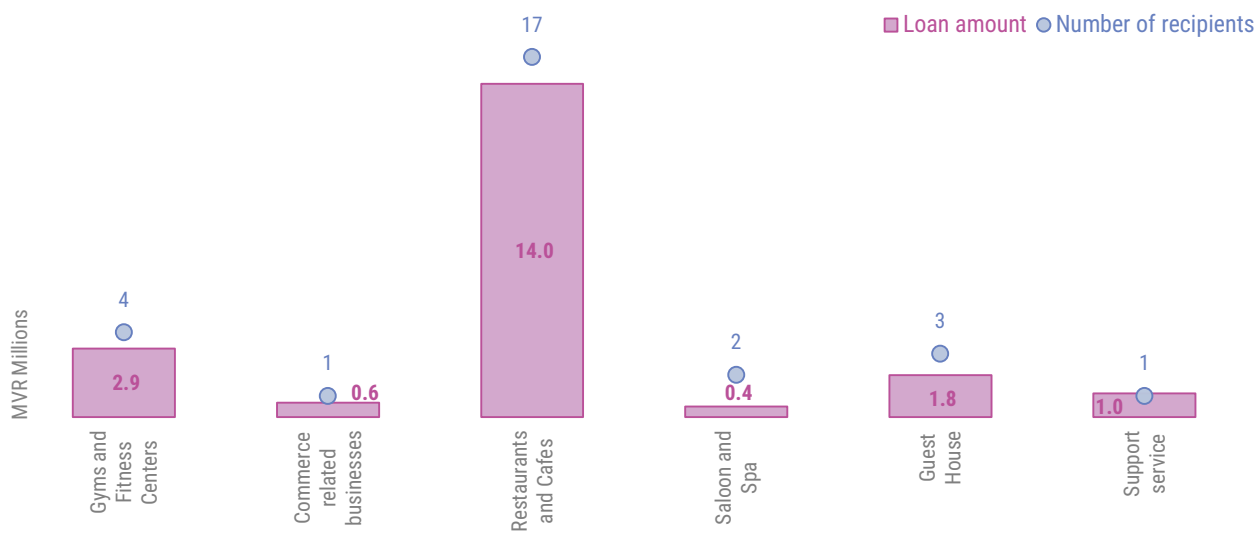
Source: Bank of Maldives

## Viyafaari Dhirun Loan

“Viyafaari Dhirun” Loan is a loan package provided to SMEs in collaboration with the Government of Maldives and SDFC to facilitate SMEs for sustainable development of the businesses and to overcome the financial constraints faced due to the Covid –19 pandemic. This loan was announced on 23rd June 2021 and its application is still open<sup>1</sup>

The 3 packages offered under this loan are working capital, completion of on-going projects and Business sustainability & Diversification & non-finance consultancy. The repayment period of the loan is 5-8 years. Moreover, the loan limit is up to MVR 1,000,000 Million. Hence the Interest rate of 6% will be charged while as a grace period 1-2 years will be provided.

The chart 1.9: Number of loans issued and total disbursement amount under “Viyafaari Dhirun” loan scheme, by sector



Source: SDFC

<sup>1</sup>Data available as at the writing of this information box (26 October 2021)

## INFORMATION BOX 2: TAX EXPENDITURE

Tax Expenditures (TE) can be described as the deviation from a benchmark tax system, with the implementation of deferential or preferential treatment for a particular sector or a group of people. The fiscal impact of tax expenditures are measured by estimating the revenue loss caused due to provisions provided in the current tax laws such as tax thresholds, exemptions and tax credits.

This section details out the tax expenditures calculated for import duty, Business Profit Tax (BPT) and General Goods and Service Tax (GGST), highlighting the deviations from benchmark systems set, and the impact of tax reliefs on the government revenue.

### Import Duty

Import Duty is charged on goods imported to the Maldives, under Act Number 31/79 (Maldives Import Export Act). Import duties vary for different goods and as such, most of the food items have an import duty of 0%, whereas duty charged on plastic items such as plastic bags has been recently increased to 400%, under the initiative to reduce single use plastic in the Maldives. Due to such variances duty rates, the current revenue collected as import duty varies significantly from the collection under a benchmark system. This report includes import duty tax expenditure for the years 2019 and 2020.

### Benchmark

The benchmark for import duty was determined by grouping imported items based on their type, as per the section codes of harmonized system, and determining an average rate for each group. In addition, exemption from import duty has not been included as part of the benchmark.

### Calculations of the Tax Expenditure Estimates

Tax expenditure for the year 2019 sums up to MVR 1,058.1 million, when the benchmark is used. This is 31% of the actual import duty collection for the respective year, 6% of the total tax revenue collected and 5% of the grants received during the year 2019 and 1.2% of the nominal GDP of the year. In addition, MVR 942.5 million was calculated as negative tax expenditure as a duty rate higher than the benchmark was charged for some items, whereas MVR 2,000.6 was calculated as negative tax expenditure, due to duty rates being lower than the benchmark rates.

Tax expenditure calculated for the year 2020 sums up to MVR 838.6 million. This is a decline of 21% compared to the tax expenditure of 2019. Tax expenditure for the year 2020 is equivalent to 37% of the import duty collection for the year, 8% of the tax revenue collected and 5% of the total government revenue and grants, and 1% of the nominal GDP of the year. While MVR 698.9 million has been calculated as negative tax expenditure for the year, MVR 1,537.5 million was calculated as positive tax expenditure.

**Table 2.1: Import Duty Tax Expenditure (MVR, millions)**

	2019	2020
Negative Tax Expenditure	(942.5)	(698.9)
Positive Tax Expenditure	2,000.6	1,537.5
<b>Total</b>	<b>1,058.1</b>	<b>838.6</b>

Source: Maldives Customs Services, Ministry of Finance

The highest tax expenditure was calculated for Consumer Goods, in the year 2019, which totaled to MVR 572.5 million. This is 62% of the total import duty tax expenditure for the year. Tax expenditure from consumer goods tend to be higher as it includes items such as medicine, which has a comparatively lower duty rate. Compared to the tax expenditure calculated for 2019, tax expenditure in the year 2020 has declined significantly due to the decline in goods imported, as a result of lockdown measures implemented due to the pandemic of Covid-19. CIF value of the goods imported in the year 2020 is 36% low, compared to the year 2019. During the year 2020, tax expenditure of capital goods was higher than that of consumer goods as the CIF value for capital goods imported during the year was comparatively higher.

**Table 2.2: Distribution of import duty tax expenditure among commodities (MVR, million)**

	2019	2020
Food and Beverages	325.2	273.3
Industrial Supplies	230.1	296.6
Fuels and Lubricants	(292.9)	(176.5)
Capital Goods	260.5	301.1
Transport Equipment	(40.6)	(136.5)
Consumer Goods	572.5	280.5
Goods not elsewhere classified	3.3	0.1
<b>Total</b>	<b>1,058.1</b>	<b>838.6</b>

Source: Maldives Customs Services, Ministry of Finance

Various exemptions and discounts are specified in the Maldives Export Import Act, which have been excluded from the tax expenditure calculations. However, such discounts and exemptions have a negative impact on the government revenue. In the year 2019, MVR 1,809.3 million was written off as import duty concessions, while MVR 931.4 million was written off in the year 2020.

**Table 2.3: Duty exempted under various policies (as a percentage of GDP)**

	2019	2020
Duty Exemption to Regional Ports	0.1%	0.1%
Duty exemption due to Covid-19	0.0%	0.1%
Duty Exemption for local Airlines	0.5%	0.1%
Duty Exemption under Foreign Investments	0.4%	0.2%



Duty Exemptions for Fisheries Development	0.1%	0.1%
Duty Exemptions for Renewable Energy	0.0%	0.0%
Duty Exemptions for Tourism Development	0.9%	0.4%
Duty Exemptions under diplomatic privileges	0.0%	0.0%
Duty Exemptions under Foreign Aid	0.1%	0.0%
Housing, Airports & Other Mega Projects	0.5%	0.4%
Other Projects and Development Activities	0.2%	0.1%
<b>Total</b>	<b>2.0%</b>	<b>1.6%</b>

Source: Maldives Customs Services

Effective Tax Rate of import duty during the year 2019 is 8.6%. However, without the current exemptions, this rate can be reduced to 4.5%. Effective Rate of import duty for the year 2020 is 6.6% and this rate would be at 3.4%, if the current import duty exemptions are removed.

## Business Profit Tax (BPT)

Till the year 2020, BPT was a tax charged under Act Number 5/2011 (Business Profit Tax Act), on the profit of all the business activities carried out in the Maldives. The standard BPT rate of 15% applies to a relatively broad based, with a few exceptions and a tax-free threshold of MVR 500,000 applies to all taxpayers. Since the implementation of Act Number 25/2019 (Income Tax Act) in the year 2020, BPT is now being charged under this Act. The following tax expenditure calculations are based on the BPT collected under Act Number 5/2011.

## Benchmark

The benchmark BPT regime for 2019 and 2020 excludes tax reliefs other than those for necessary business expenses. Aspects of the tax system that are designed to improve its functioning, such as anti-tax avoidance rules are included in the Benchmark.

## Tax Expenditures Identified

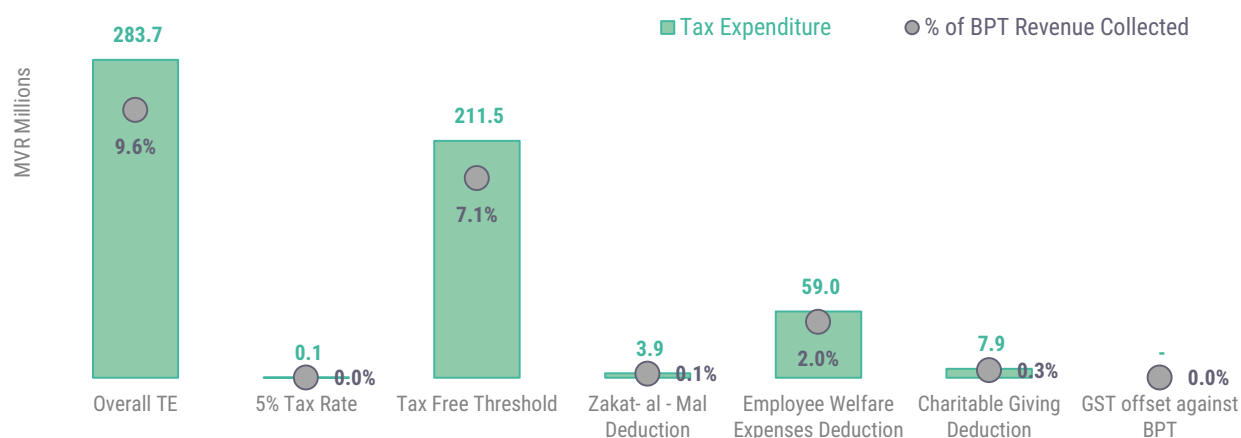
Tax Reliefs: Tax reliefs provided for 2019 and 2020 BPT regime includes

- A reduced tax rate of 5 percent tax for specific taxpayers
- A tax-free threshold of MVR 500,000
- Deductions for charitable giving (Section 31 of the BPT Act)
- Employee welfare expenses (Section 30 of the BPT Act)
- Excess GST used to offset BPT payments (although no offsets occurred in 2019 or 2020, but the law allows for this offset in principle).
- Zakat al Mal – Even though it is not directly linked to business expenses, this deduction reduces BPT liability. However, Zakat al Mal can be considered as part of the Benchmark, as it is a mandatory payment.

## Calculations of the Tax Expenditure Estimates

Micro simulation models developed by the International Monetary Fund (IMF) were used to calculate tax revenues that can be received under the Benchmark versus the revenue received under the actual BPT regime that was in place. The BPT tax expenditure estimates are calculated using business level anonymized tax return data from the year 2019, provided by the Maldives Inland Revenue Authority (MIRA) was used for the calculations. The 25% charged as Bank Profit Tax is regarded as a negative tax expenditure, implying that the higher tax rate for banks increases BPT collection. As such, MVR 256.8 million was calculated as negative tax expenditure for the year 2019.

**Chart 2.1 BPT Tax Expenditure of 2019**



Note: The sum of individual tax expenditure items will not equal the total tax expenditure because it ignores interactions between the individual tax expenditure items.

Source: Maldives Inland Revenue Authority, International Monetary Fund

## Interpretation of the Estimates

As per the calculations, the 2019 BPT TE is MVR 283.7 million, which accounts to 9.6% of the total BPT revenue collected and 1.7% of the total tax revenue collected in the year 2020. The largest item is the tax-free threshold, while the TE in the form of 5% tax rate and charitable giving deducts are relatively small as only a few taxpayers have declared such deductions. The TE from Zakat al-mal deduction is also lower than 1% of BPT revenues. However, if the higher tax rate on the banks is considered as a negative TE, the 2019 BPT TE is reduced to MVR 27 million, which is equivalent to 0.9% of total BPT declared for the year and 0.2% of total tax revenue collected during the year.

TE varies significantly across industries, depending on the type, proportion and size of the taxpayers. The trade and repair of vehicles sector benefits most from TEs due to a large number of relative small taxpayers, all of whom benefit from the tax-free threshold which disproportionately supports small businesses. The tourism sector has comparatively fewer, but larger taxpayers who make significant deductions for employee welfare expenses. Conversely, if the higher 25% tax rate on banks was classified as a TE, banks would have a large negative TE.

**Chart 2.2: Tax Distribution to various Sectors**



Source: Maldives Inland Revenue Authority, International Monetary Fund

## Goods and Service Tax (GST)

Goods and Service Tax (GST) is charged under the Goods and Services Tax Act (Law number 10/2011) and includes Tourism Goods and Services Tax (TGST) and General Goods and Service Tax (GGST). The current TGST rate is 12% whereas the GGST rate is 6%. Moreover, zero rated goods and exempt goods are specified in the GST Act.

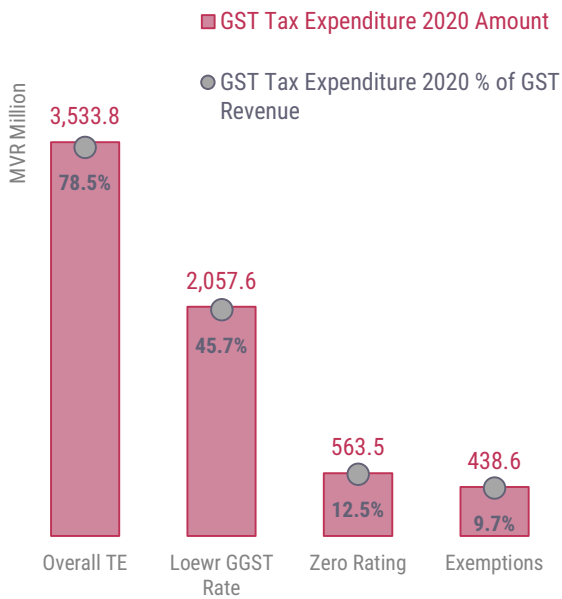
Zero-rated goods and services refer to the goods and services charged at the rate of 0% (zero per cent) in accordance with the provisions of the GST Act. These provisions includes exports, in addition to essential goods specified in the Schedule 1 of the GST Act, such as rice, sugar, flour, salt, fish, certain vegetables and all fresh fruits. Exempt goods and services refer to the goods and services exempted from GST in accordance with the provisions of the Act, which includes electricity services, water facilities, postal services, sewerage facilities, education, health services and financial services registered at the respective Government authorities.

Such exceptions are provided in the GST Act with the objective to ensure that public does not bear a high tax burden in consuming essential goods and basic services. However, they result in a lower revenue being collected by the government, in comparison to the benchmark.

## Benchmark

The Benchmark of the GST is a uniform GST rate of 12% applied to all goods and services consumed in the Maldives, with no exemptions (except for public goods), and with no zero-rated goods or services (except on exports). The Benchmark assumes that the GST is effectively imposed on final consumption and it requires that at each stage of production, businesses can claim tax credits to recover the GST paid on their business inputs or capital investments, thereby applying the GST only to the value added at each production stage. In addition, goods and services produced by the government, such as education or health services are exempted from GST and these exemptions are also considered part of the Benchmark, which is also in accordance to international best practice.

Chart 2.3 Tax Expenditure estimates 2020



Note: The sum of individual tax expenditure items will not equal the total tax expenditure because it ignores interactions between the individual tax expenditure items.

Source: International Monetary Fund, Ministry of Finance

The graph above presents the results from estimating TEs in 2014 and 2020, respectively. The largest individual TE item is the deviation of the non-tourism GST rate from the Benchmark rate of 12%, whereas the second largest item is the zero-rating. It should be noted that SUTs used were from 2014 and thus do not reflect the policy changes that might have affected GST revenues between the year 2014 and 2020 and also may not capture changes in the decomposition of the SUTs. However, this source of uncertainty regarding the 2020 results is unlikely to affect the results that the largest TE is due to the reduced rate.

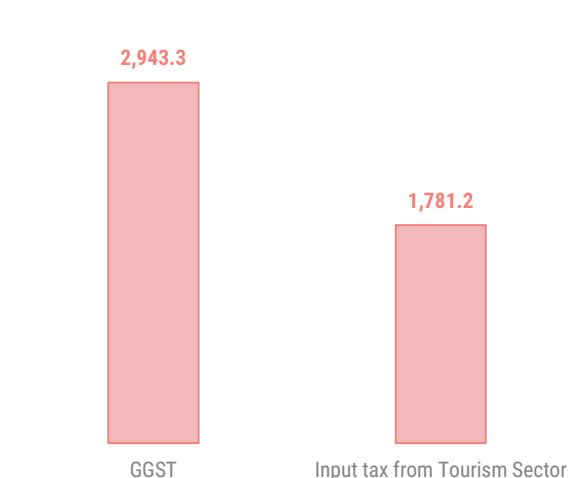
## INFORMATION BOX 3: TAX INCIDENCE - GST

Tax system plays a crucial role in every economy, Taxes are the main sources of revenues for many countries. Maldives has achieved great milestones in modernizing the tax system such as the introduction of Income Tax in 2020. Yet, relatively little is known about who actually bears the burden of these taxes and how the burden is distributed to different groups in the society. This paper tries to fill the gap by measuring the tax incidence of General Goods and Services Tax (GGST) in Maldives. GGST being a consumption tax it is generally preserved as a regressive tax system.

### GGST revenues in 2019

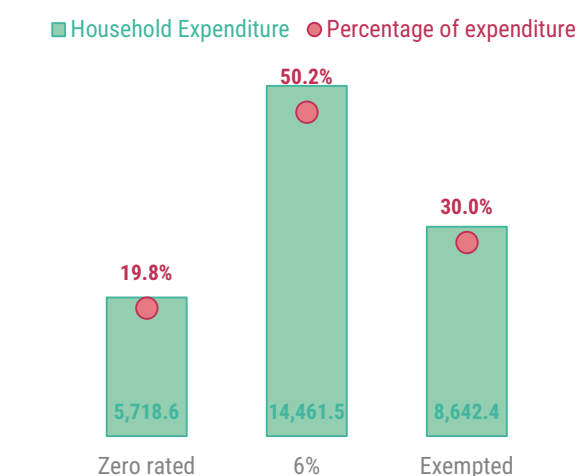
HIES 2019 data indicates that households paid MVR 829.0 million as GST in 2019. However, the actual collection in 2019 is MVR 2,844.9 million. The difference in calculated GGST from HIES and actual collection may be because of the input tax claimed by the tourism sector. In 2019, the tourism sector claim MVR 1,781.2 million as input tax. This shows that even though not directly related, tourism industry has a major impact on general sector.

**Chart 3.1 Tax Declared by Tourism Sector and Other Sectors in 2019, in millions of MVR**



Source: Maldives Inland Revenue Authority

**Chart 3.2 Household expenditure composition, MVR millions**



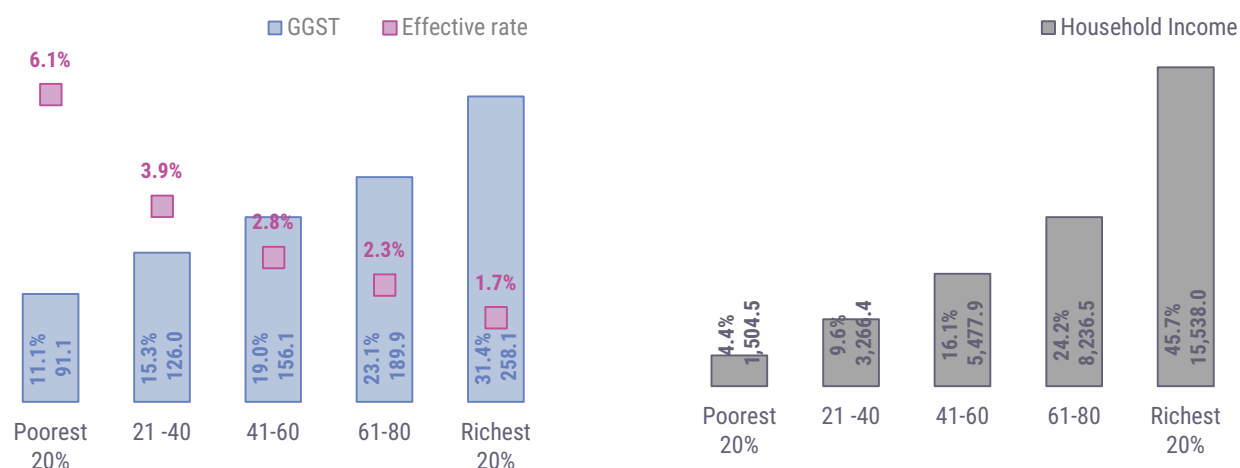
Source: Maldives Bureau of Statistics, Ministry of Finance

### Impact of GGST on income groups

Total Household expenditure in 2019 was MVR 20,920.0 million. From the total expenditure, household spent 50.2 percent of their expenditure on 6% charged goods while 19.8 percent and 30.0 percent on zero rated and exempted goods and services.

Chart 3.3 shows the effective rates and the GGST paid by the household groups. Effective rate calculates how much tax the household pays in comparison to the income the household earns, Effective rate for the richest households is 1.7 percent while for the poorest households it is 6.1 percent. One of the reasons why the effective rate for the richest is so low is due to the exemption provided for rent. The richest households spend considerable amount on rent but since its GST is exempted the tax paid is less compared to their income.

**Chart 3.3: Effective Tax Rates and GGST Paid by household groups, in millions of MVR/Percentage**

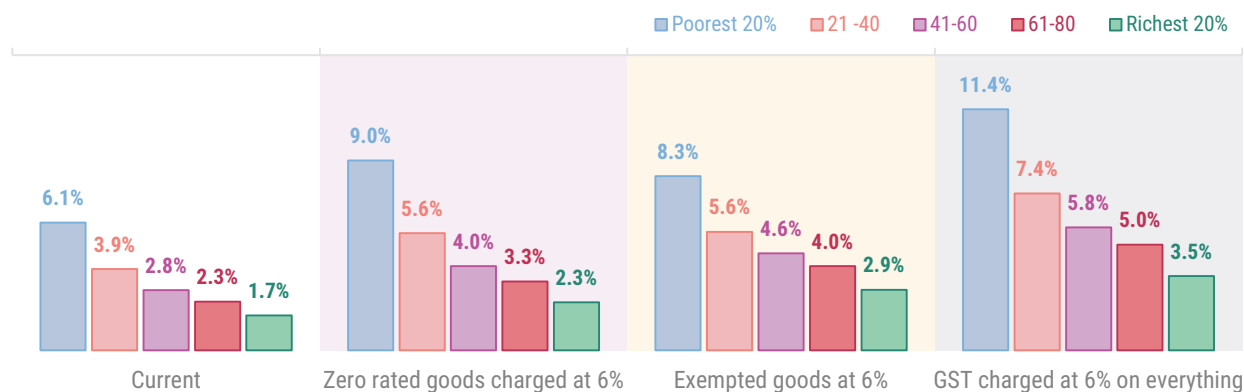


Source: Maldives Bureau of Statistics, Ministry of Finance

## Impact of changes in GST policies

If GST was charged on currently zero rated goods, household would pay an additional 866.8 million as GGST. The biggest contribution would come from the richest 20% of the population (MVR 290.0 million). With this change, effective rate for the poorest would increase from 6.1 percent to 11.1 percent but for the richest 20% effective rate would increase from 1.7 percent to 3.5 percent. Similarly, if GST was charged at currently exempted goods the effective rate for richest and poorest households will increase.

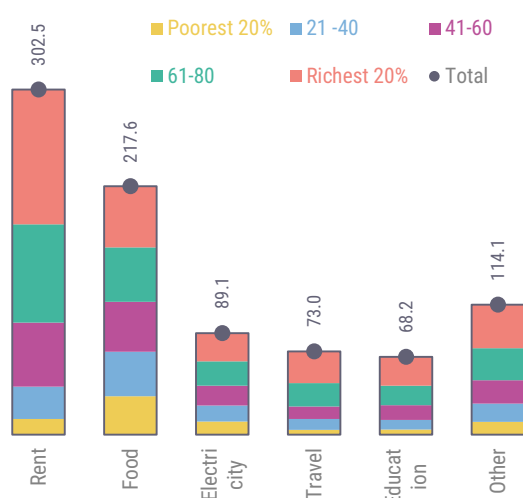
**Chart 3.4: Impact of changes in GST policies on Effective tax rate**



Source: Maldives Bureau of Statistics, Ministry of Finance

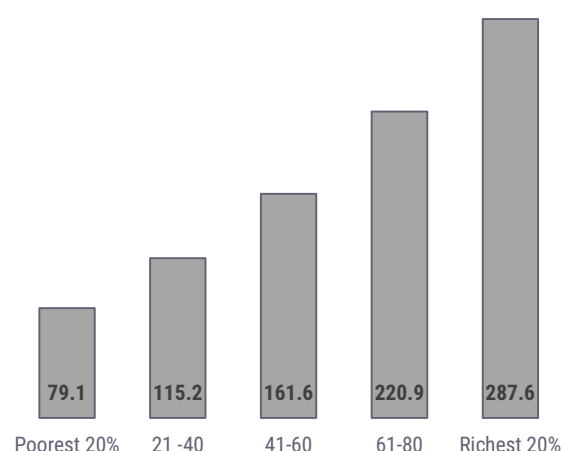
GST exemptions were introduced to reduce the prices of necessities and reduce the burden on the poorest in the population. Similarly, zero rated goods were provide to eliminate the impact of GST on the entire supply chain, as input tax can be claimed for these products or services, Often zero rate is set for strategic industries such as agriculture and export sector. These concessions provided under the current GST regime could be considered as an implicit subsidy provided by the government to protect the poorest households. Since the richest 20% of households spend more, they also spend more on exempted and zero rated goods. As such the benefit of these concessions are enjoyed most by the richest households.

**Chart 3.5: Implicit subsidy by commodity type**



Source: Maldives Inland Revenue Authority

**Chart 3.6: Implicit subsidy distribution to income groups**



Source: Maldives Bureau of Statistics, Ministry of Finance

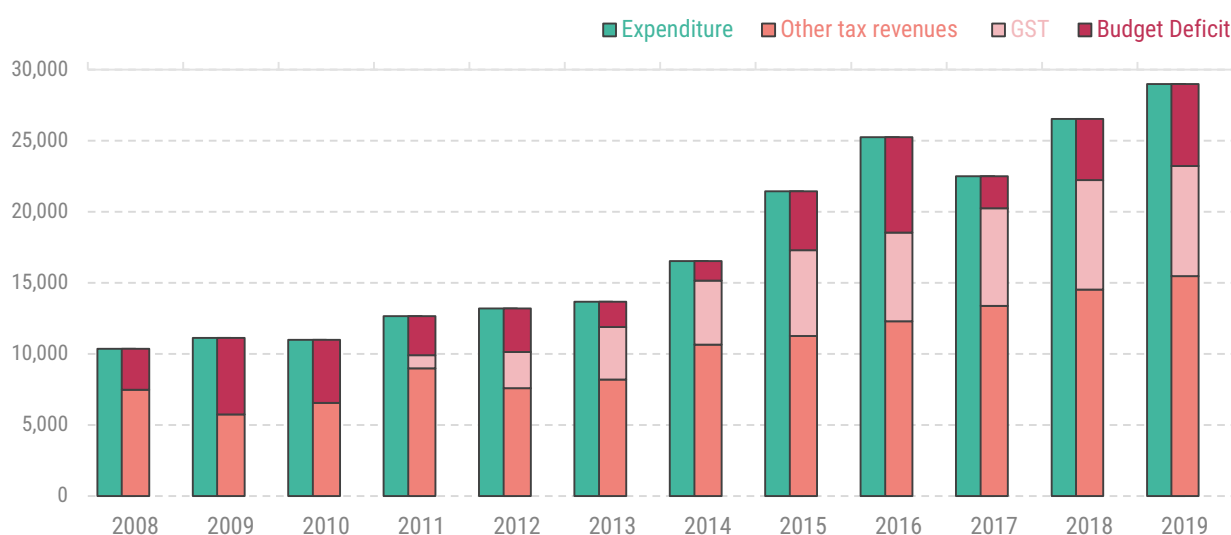
These foregone revenues are part of tax expenditure for the government to help the poor and reduce their burden and increase access to basic necessities. For instance, food items are one of the major zero rated items. Generally it is assumed that the zero rated goods are consumed more by the poorer households. Below chart shows the actual distribution of tax expenditure related food items. Poorest 20% households spend 18.1 percent of their expenditure on food which results in 15.7 of total tax expenditure. The richest 20% of spends 8.7 percent of their expenditure on food items that results in 24.1 percent of total tax expenditure. The richest spends more on food items compared to the poorest households as such they get the benefit of the tax expenditure more.

## Impact on Government deficit

The aim of a consumption tax such as GST is to raise revenue for the government to fund its expenditure and GST is no different. With the increase in government deficit, government has to increase borrowing to finance the deficit. If there are no considerable changes to government expenditure and GST policies can be changed, there is real possibilities of reducing government deficit.

However, it's important to highlight that if zero rate and exemptions were removed it would dis-proportionally impact the poorest households in the population. In order to reduce the tax burden on the poorest households it is recommended that a target subsidy be provided to reduce the extra burden.

**Chart 3.8 Role of GST in reducing the deficit, in millions of MVR**



Source: Ministry of Finance

## Conclusion

A good tax system should raise revenue for the government while not distorting social welfare. Calculating tax incidence is important to find out how the burden of the tax is being distributed in the society. Our results show that the burden of the tax is felt greater by the poorest household in the population while the concessions provided to protect them are mostly enjoyed by the rich. By providing universal exemptions, the government is losing almost half of the revenues. Recommendation would be to focus tax policy on raising revenues and addressing social welfare through social policy that provides targeted assistance to the people who need them. If we can design a system where social policy works alongside the tax policy, the government would be able to increase their revenue by taxing the rich more and protecting the poor from extra burden. This will promote more social equality in the country and the GST tax system would be a progressive tax system



## INFORMATION BOX 4: FOOD SUBSIDIES

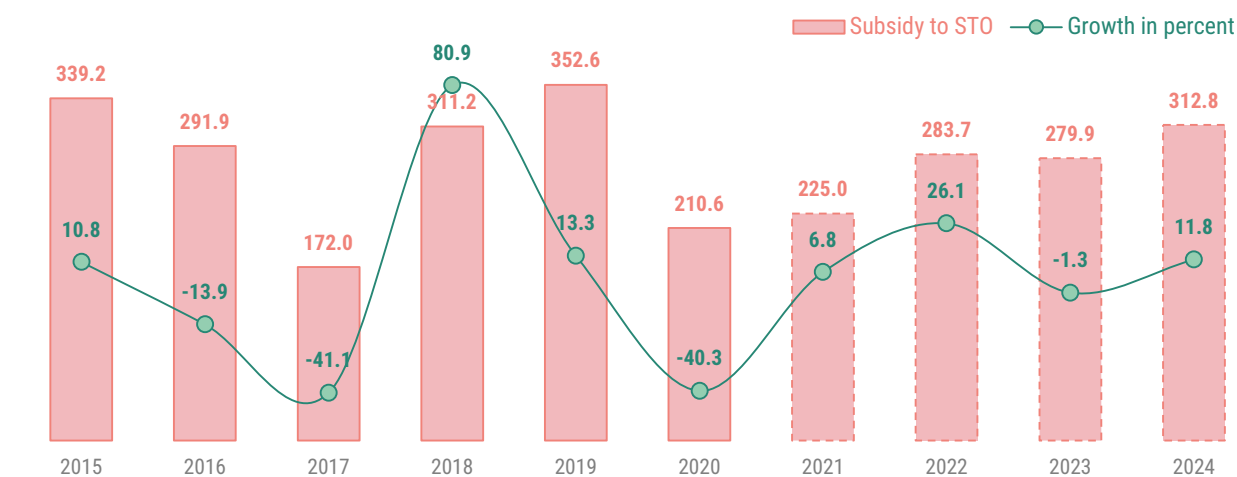
### Food subsidy framework

Food subsidies are currently given in the Maldives on staple foods, namely rice, sugar and flour. The subsidy is channeled through the State Trading Organisation (STO) to compensate them for the difference between STO's cost and the controlled price set on staple foods by the government. In 2016, the government increased the controlled prices of staple foods and in tandem with the universal subsidy, adopted a direct subsidy framework through which the poor were eligible to claim food subsidies through the National Social Protection Agency (NSPA). However, the controlled prices were lowered again to previous levels in 2018, while maintaining the direct subsidy framework targeting the poor.

The government's fiscal burden of providing food subsidies through the existing framework is over MVR 350 million per annum. Out of this, 99.9 percent is spent to compensate STO for their loss. The degree of compensation to STO depends on the difference between their cost and the controlled prices of staple foods set by the government.

Under the existing food subsidy framework, all agents purchasing staple foods in the Maldives including the rich, poor, businesses and tourists, benefit equally from the subsidy. Therefore, targeting the subsidy to the poor through a direct subsidy is one way that could reduce poverty and inequality within the country.

**Chart 4.1 Food subsidy payments to STO (in millions of MVR)**



Source: Ministry of Finance

### Food subsidy utilization by households

The primary objective of food subsidies is to assist the poor in meeting their basic needs and to reduce inequality within the society. As the existing subsidy framework is a universal, indirect mechanism, all agents purchasing staple foods currently benefit from the subsidy. Based on household expenditure data from the Household Income and Expenditure

Survey (HIES) carried out in 2019, households only appear to consume a small share of food items subsidized through STO considering that households are the intended beneficiaries of the subsidy. In 2019, only 59.7 percent of the rice sold by STO was purchased by households, while this share for flour and sugar stand even lower at 49.6 percent and 31.7 percent respectively. This indicates that a significant proportion of subsidized staple foods are likely being used by businesses and the tourism sector.

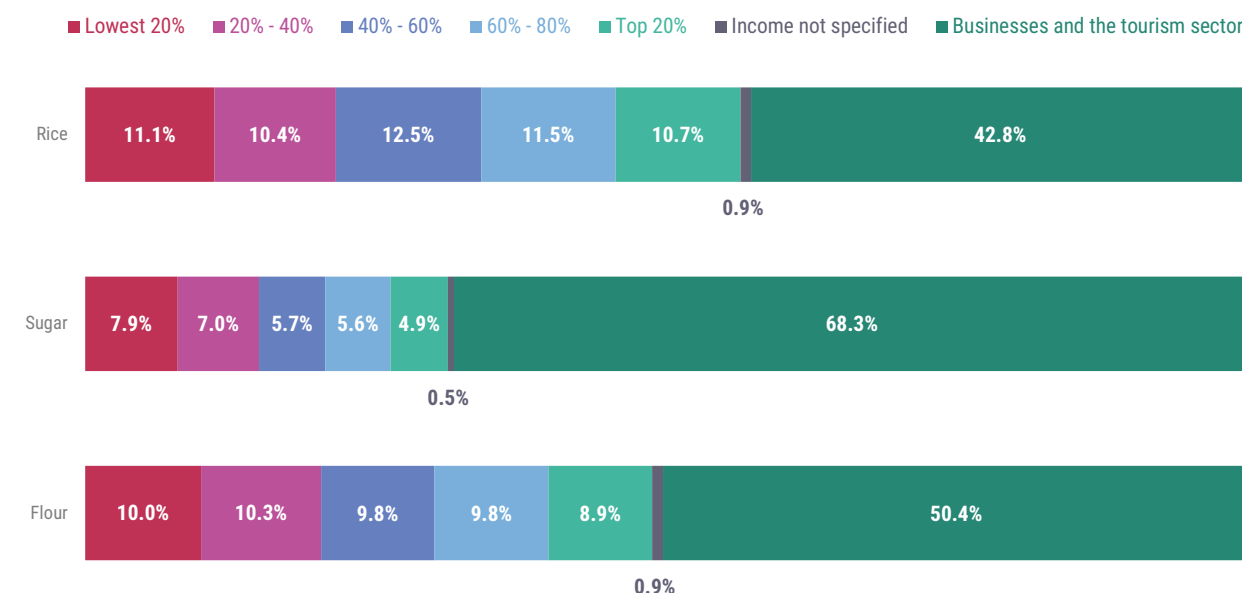
**Table 4.1: Household consumption of staple foods sold by STO**

	Rice	Sugar	Flour
Sold by STO in 2019 (kilograms)	25,675,250	8,806,750	17,351,550
Consumption by households (kilograms)	14,678,373	2,789,455	8,607,527
Consumption by households (percent)	57.2%	31.7%	49.6%

Source: Maldives Bureau of Statistics, STO

The segment of the population most in need of food subsidies, namely the poor households, are only estimated to receive 11.1 percent and 7.9 percent of the amount spent by the government on rice and sugar subsidies respectively.

**Chart 4.2: Consumption of subsidized food items by household income quintiles**



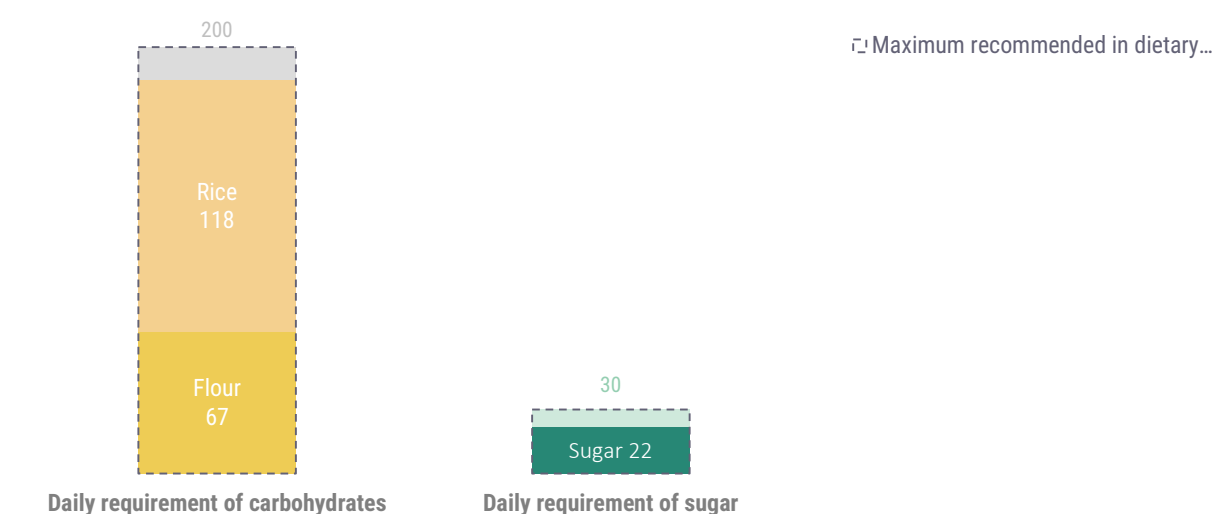
Source: Maldives Bureau of Statistics

## Unhealthy dietary practices incentivized by food subsidies

The chart below illustrates the daily staple food consumption per capita based on data from HIES 2019. The maximum daily recommended amount of carbohydrate intake is 200 grams. The data shows that 92 percent of the maximum daily recommended amount of carbohydrates is being consumed by households through the consumption of flour and rice alone. As it is common for households to also consume other carbohydrate rich foods such as bread, pasta and noodles, it is likely that the consumption of flour and rice are in excess considering daily dietary requirements. In addition, households currently tend to consume white sugar equivalent to 72 percent of the daily maximum recommended intake of sugar (30 grams). As brown, diabetic and other types of sugars are also found to be part of the household's representative consumption basket, the intake of white sugar is also likely to be in excess of recommended levels.

The controlled, low prices of subsidized rice, flour and sugar could be one reason driving higher demand and excess consumption of these foods. This tendency for over-consumption is more noticeable for poorer households. It could be that poorer households are incentivized to substitute away from healthy, more nutritious albeit more expensive foods towards the subsidized, cheaper staple foods.

**Chart 4.3: Daily consumption of carbohydrates and sugar (grams per capita)**



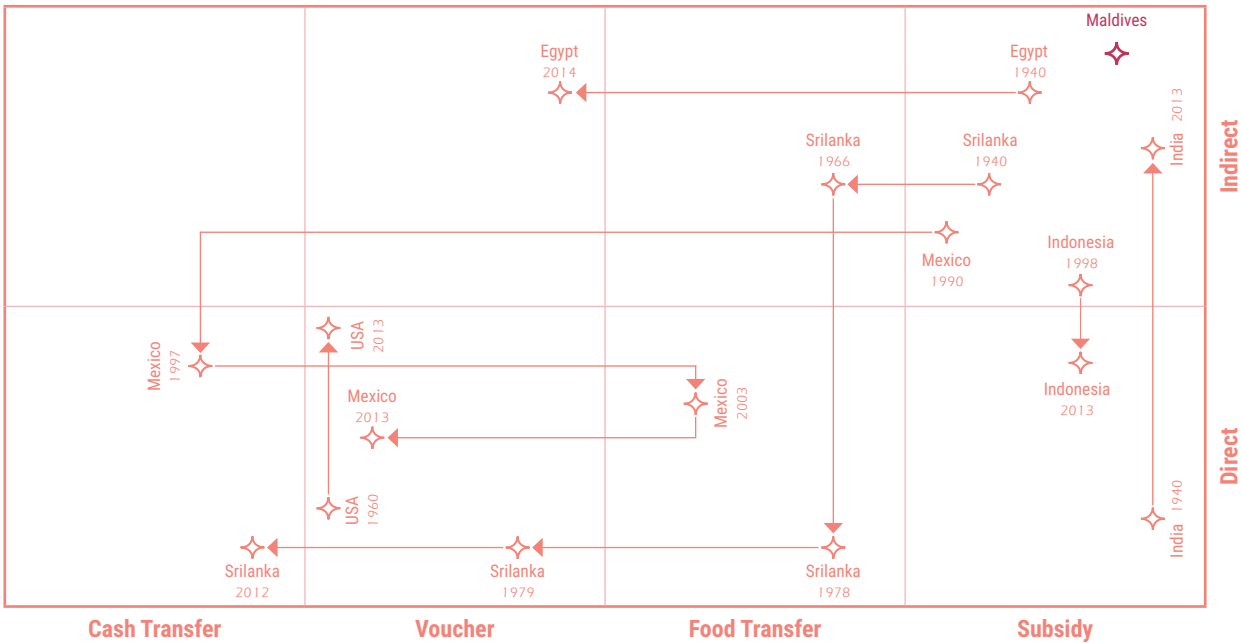
Source: Maldives Bureau of Statistics

Excessive intake of carbohydrate rich foods such as rice and flour is associated with an increase in the risk of overweightness and obesity. Excessive intake of sugar also has the same risks, and in addition increases the susceptibility to other conditions such as diabetes. Furthermore, overweightness, obesity and diabetes all have secondary risks involved as they all increase the likelihood of other health conditions. According to the findings of the Demographic and Health Survey 2016-17 conducted by the Ministry of Health, 50 percent of all women between the ages of 15 and 49 in the Maldives are either obese or overweight. The survey also found that the same proportion for men within this age group was at 35 percent. A significant part of the population being obese or overweight increases the likelihood of the prevalence of non-communicable diseases and is also expected to reduce the productivity of the workforce. An increase in the future spending on healthcare by both the government and the general public could also materialize as a consequence.

## Food subsidy frameworks in other countries

Over the recent past, an increasing number of countries have made the transition from indirect food subsidy mechanisms like that currently in the Maldives to targeted, direct subsidy frameworks.<sup>1</sup> The diagram below depicts the transitions made by various countries in reforming their food subsidy frameworks.

Chart 4.4: Changes to food subsidy frameworks in various countries



Source: World Bank

Chart 4.4 shows that historically, most countries had indirect food subsidy mechanisms in place. However, the transition from indirect subsidy frameworks towards targeted subsidy frameworks (where the beneficiary of the subsidy is clearly identified and the transfer is made directly to the intended beneficiary) is seen as the general trend. Food transfers, vouchers and cash transfers are all examples of instruments through which the subsidy frameworks were operationalized. It is evident that current international best practice is to move from indirect subsidy frameworks to direct subsidy frameworks through means such as cash transfers.

<sup>1</sup> World Bank study on food subsidies: “One Billion People Question: Food Vouchers or Cash Transfers”

In most countries, food items that are subsidized commonly include rice and other foods that are staples in those countries. It is noted that Maldives is the only country to currently include sugar among the subsidized food items.

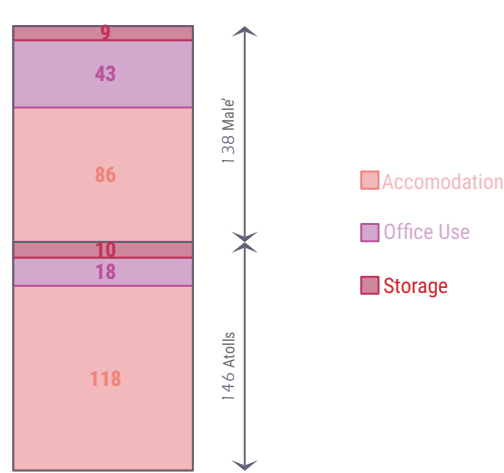
The United States, which provides direct assistance for the poor to purchase food, took further steps to disincentive the consumption of sugar in 2013 by excluding drinks with high sugar content from the range of foods that can be purchased through the assistance it provides.

In order to reduce the fiscal burden of existing indirect subsidies, a number of efficiency measures have been planned for implementation in 2022. While these measures will not change the final price consumers will end up paying for goods and services, the objective is to reduce the dead weight loss to society that occurs due to the market distortions the subsidy mechanisms generate. The subsidy pay-out arrangements will be modified to achieve this by tying the pay-out amounts directly to the cost or efficiency of the service provider, thus incentivizing the service provider to increase efficiency as much as possible.

## INFORMATION BOX 5: RENT ANALYSIS

Despite the vast expansion of government administration services over the years, sufficient government office buildings have not been developed which has led to the government to operate its offices in rental building at commercial rates. Commercial renting rates remain high in the rental market of Male'. This has resulted in an increase in the spending expenditure for rent through government budget. The government has rented premises for office spaces and staff accommodation in the capital city as well as in many other islands. In 2020, the budget included rent of 284 buildings. The allocation of these buildings are shown in the chart below.

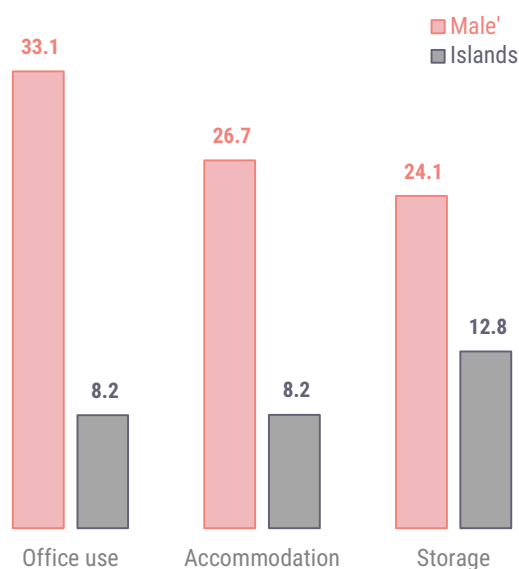
**Chart 5.1: Number of rented properties from the Government Budget**



Source: Ministry of Finance

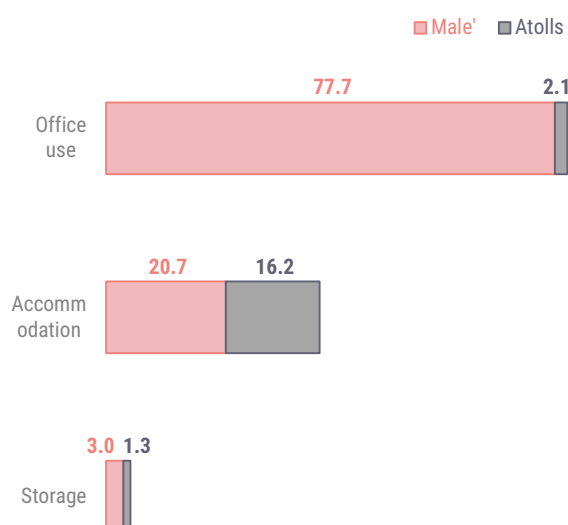
From the budget of 2020, MVR 121 million was spent on rent for 284 places. This is 7.3 percent of operational services which is part of the recurrent expenditure. Although there are various buildings rented in male' as well as atolls for accommodation purpose, the highest expenditure is on paying rent for the government office buildings. Likewise, 64 percent (MVR 77.7 million) of the expenditure on rent is for the rent payment of government offices in the Male' area. As shown in chart 5.2 and 5.3 the rent paid for the government office buildings per square feet is 24 percent higher than the yearly rent paid for the building rented for the purpose of accommodation. As a result, this area will mainly focus on rent paid for the office buildings in the Male' region.

**Chart 5.2: Total expenditure on rent in 2020, by location and type of property, in MVR millions**



Source: Ministry of Finance

**Chart 5.3: Average rental expenditure, by location and type of property, in MVR per square feet**



Source: Ministry of Finance

**Table 5.1: AGA's with the Highest Expenditure on rent in MVR**

Institution	No. of places rented	Storage	Office use	Total Rent
IGMH	57	-	-	15,264,000
Ministry of Education (Schools)	89	301,200	-	13,325,688
Immigration	1	-	7,861,980	-
Police	48	-	984,000	6,860,400
Ministry of Transport	1	-	7,731,600	-
Anti-Corruption Commission	1	-	6,912,000	-
National Institute of Education	1	-	6,300,000	-
Human Rights Commission	3	-	5,798,400	-
Tax Tribunal	2	-	5,485,824	-
National Social Security Agency	3	-	4,756,679	-
Judicial Service Commission	1	-	3,974,400	-
Hulhumale' Hospital	19	613,626	1,949,998	507,000
Election Commission	1	-	2,889,000	-
MIRA	2	-	2,460,734	-
Ministry of Higher Education	1	-	2,385,000	-

Source: Ministry of Finance

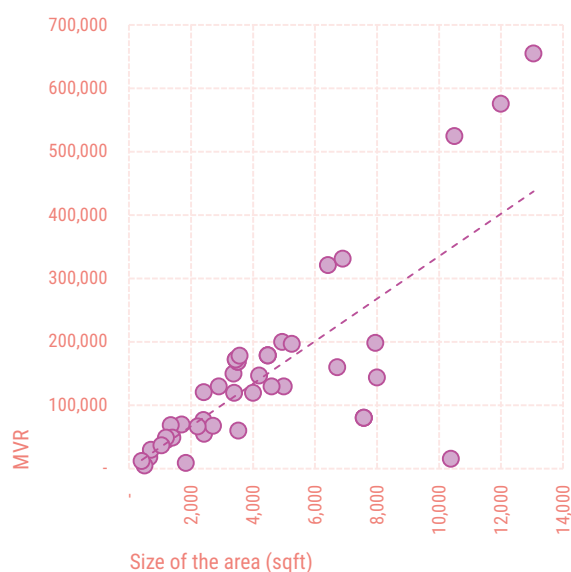
Among the government agencies with the highest expenditure on rent, IGMH spends MVR 15.2 million every year. IGMH rents buildings to accommodate doctors and nurses. Government with the second highest expenditure on rent is Ministry of Education. This expenditure is on renting accommodation for principals and teachers who mostly work in the atolls.

## Rent of Buildings (Male')

As land availability in Male' is exceptionally limited and demand is high for commercial buildings, a large share of expenditure is spent on rent of buildings, especially office rent.

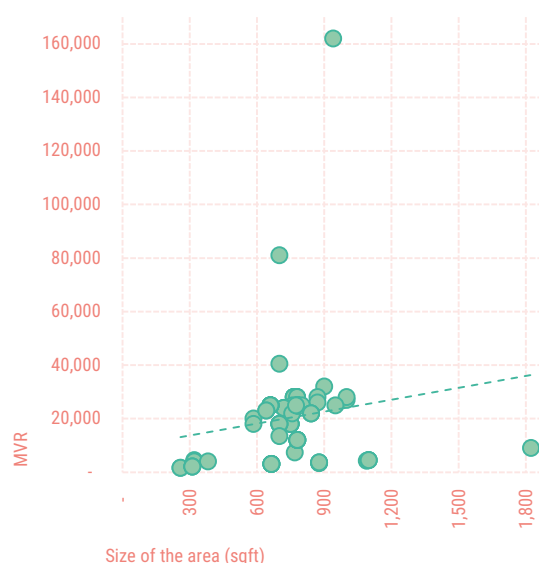
A huge proportion of the government's budget is spent on buildings rented for offices in Male'. The rent per square feet of these buildings are comparatively high and there are huge variations between these buildings. Even though the average rent of these buildings is MVR 397.3 per square feet, 13 office buildings have a rent of MVR 480 and above per square feet. The annual spending on rent by these 13 offices are MVR 48.7 million which is 63 percent of the total rent of the office buildings in Male'. It can be concluded from the chart 5.4 and 5.5 that the rent of the buildings is increased along with the increase in the square feet. However, rent of some office buildings are comparatively higher.

**Chart 5.4: Size and rent of the buildings Rented for office use**



Source: Ministry of Finance

**Chart 5.5: Size and rent of the buildings rented for Accommodation purpose**



Source: Ministry of Finance

In the year 2020, government spent MVR 21 million from the budget, on 87 buildings acquired for rent from Male' for accommodation purpose. This mainly includes accommodation of doctors and nurses of IGMH. In order to reduce the spending on rent, measures have been taken to control the spending on rent and government is searching for alternative buildings for the offices paying higher rents. Furthermore, from the government's budget, Ministry of National Planning, Housing and Infrastructure is building an office complex at Hulhumale' while the Housing Development Corporation is also constructing an office building for government's use. With the completion of these two buildings, it is estimated that the current problems faced by the offices due to lack of spaces would be resolved and the spending on rent would be decreased.

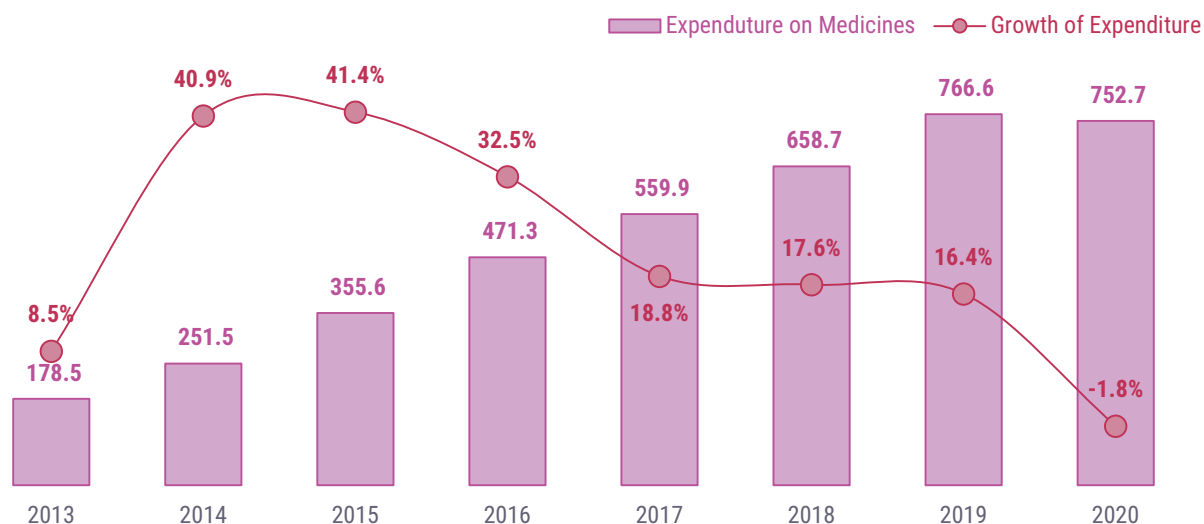


## INFORMATION BOX 6: MAXIMUM RETAIL PRICES OF PHARMACEUTICAL DRUGS

The government has decided to implement Maximum Retail Prices (MRP) for pharmaceutical drugs sold in Maldives from the 1<sup>st</sup> of January 2022. The main purposes of setting the MRP is to reduce spending on medicine and health care by individuals, and to increase the efficiency of spending on pharmaceuticals through the Aasandha health insurance scheme.

From a fiscal policy perspective, the importance of setting the MRP stems from the fact that the expenditure on drugs constitute the largest share of the total spending through Aasandha. The uncontrollable increase in the prices of pharmaceuticals has put upward pressure on the spending on Aasandha over the years, constraining the budget space available for other services provided by the government. To put this into perspective, while the total expenditure on pharmaceuticals through Aasandha stood at MVR 251.5 million in 2014, this had increased to MVR 752.7 million in 2020. This translates to an average growth rate in Aasandha spending of 23.7 percent per annum over this period. Looking at the share of spending on pharmaceuticals as a proportion of total expenditure through Aasandha, this stood at 58.4 percent and 62.4 percent in 2019 and 2020 respectively. The only year in which the spending through Aasandha decreased was 2020. This decrease is likely due to the inconveniences that arose in getting treatment for conditions other than Covid-19, and the behavioural changes that were necessitated during the periods of lockdowns during the year.

**Chart 6.1 Expenditure on pharmaceutical drugs through the Aasandha scheme**



Source: National Social Protection Agency

One of the factors which contribute to the increase in spending for pharmaceuticals is wastage. As such, since citizens get free pharmaceuticals under Aasandha, they often do not realize how much they spend and end up buying a lot of medications under one prescription. This in return, gives rise to a large amount being thrown away without using. In addition to this, pharmaceuticals are imported and sold in Maldives at extremely high prices when compared to the neighbouring countries. According to the Health Sector spending review prepared by the World Bank in 2018, in comparison to some of the countries nearby, the pharmaceuticals in Maldives was higher by an average of 75.9%. Thus, controlling the price of

pharmaceuticals would be a crucial step in maintaining expenditures on pharmaceuticals within the Aasandha scheme.

The Maldives Food and Drug Authority set the highest price for pharmaceuticals according to the free-on-board FOB price, after setting the highest profit margin generated by businesses. As such, the MRP prices are set after 100% mark-up value on FOB price in import invoice. Thus, while setting this margin, they have considered transportation of goods by businesses, storage of goods, expenditure for rent and other activities and income from business activities as well. Moreover, in the process of setting MRP, Maldives food and drug authority have discussed this issue with pharmacies, importers of pharmaceuticals, world health organisation and government related organisations.

MRP will be implemented in two phases. In the first phase MRP will be set for 357 generic medicine which are listed as essential medicine on Maldives food and drug authority. In the middle of 2022, MRP will be set for those of the medicine which are not listed in essential medicine list. Once MRP are finalize and fully implemented, it is estimated that total expenditure for pharmaceuticals under Aasandha will be reduced to MVR205.9 million in yearly basis.<sup>1</sup>

There are many actions that need to be taken in order to sustain the expenditure which goes for pharmaceuticals. Therefore, one of the ways that can bring extreme change is by importing most important pharmaceuticals in bulk quantities for the whole of Maldives.

**Table 6.1: Changes in price for commonly used medicines in Maldives due to MRP**

Generic of the Medicine	Brand of the Medicine	Existing Aasandha Price (MVR)	MRP (MVR)
Paracetamol	Panadol (Tablet, 500 mg)	0.61	0.30
Metformin	Diabetmin (Tablet, 500 mg)	1.22	0.65
Paracetamol	Uphamol (Tablet, 650 mg)	1.63	1.23
Diclofenac Sodium	Voltaren (25 mg)	6.12	2.47
Thyroxine Sodium	L-Thyroxine (100 mcg)	1.02	0.46

Source: Aasandha Limited Company, Maldives Food and Drug Authority

<sup>1</sup> This estimate is based on the expenses on medicines through Aasandha in 2020 and the change in price and volume of the most used 142 medicines

## INFORMATION BOX 7: FISCAL RISK FROM SOE'S

### Expenditure on SOE's from the Budget

The performance of the 32 registered SOEs who are currently in operation has a significant impact on the Maldivian Economy. In terms of number of active jobs, they are second largest after Civil Service. SOEs are engaged in wide range of business activities and have their presence in almost all the industries operating within the economy. Their contribution to the overall GDP is very significant.

SOEs are limited liability companies having Government's full or partial ownership, responsible for their own affairs, and formed for the Government to undertake business activities. The key objective of having a SOE operating outside the Government bureaucracy as a corporatized entity having a Board of Directors responsible for the overall operation of the SOEs, is to enhance the operational efficiency of the entity. The objective of an SOE in the short term, shall be to meet the total costs incurred, and in the longer term, to generate a positive return out of the Investment.

While the Government has established several SOEs for various reasons, many of them are dependent on the Government Budget for their operations. Some of these SOEs, who has either not started generating any income from their operation or do not earn sufficient income to meet their expenditures, are being provided funds as capital injection by the Government. Some of the SOEs are also paid a subsidy from the Government Budget in return for providing certain goods and services below their standard pricing. This includes fuel, electricity, water, transport, and waste management services. There are some SOEs also provided with cash flow support for them to be able to meet their loan repayment obligations. These companies, although have enough income to meet their operational expenses, do not earn enough to cover some of their loan repayments. These loans are mainly infrastructure loans, taken up by SOEs for them to deliver some of the large development or infrastructure projects, secured Sovereign Guarantee.

A total of MVR 1.8 billion has been disbursed as capital injections to SOEs by the end of September 2021. This is inclusive of the operational expenses being paid to PSM and MMPRC. PSM and MMPRC are companies who provide services to the Government and are fully dependent on the Government to meet their operational expenses. An amount of MVR 170.4 million (2020; MVR 118.5 million) was paid as the operational budget for these two entities. Total capital injections disbursed to SOEs in the year 2020 was MVR 2.2 billion. The budget approved for the fiscal year 2021 included MVR 1.1 billion to provide capital injection for SOEs that had been newly established, that do not earn sufficient income to meet their expenditures, and that require cash flow support for their capital investments.

**Table 7.1: Government expenditure on capital contribution to state owned enterprises, in MVR millions**

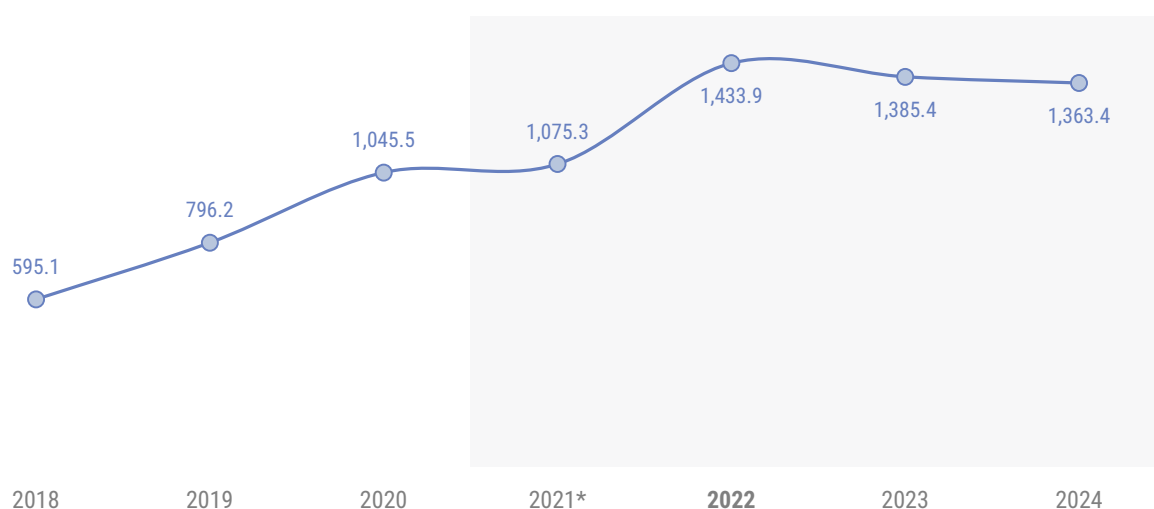
2017 Actual	2018 Actual	2019 Actual	2020 Actual	2021 Budgeted	2021 until September	2022 Estimated	2023 Estimated	2024 Estimated
486.0	601.5	1,592.5	2,200.4	1,583.8	2,097.4	1,062.9	732.7	519.7

**Table 7.2: Government expenditure on capital contribution, by SOE, in MVR millions**

Company	2022	2023	2024	Details
PSM	70.0	70.0	70.0	Administration expenses of Public Service Media
MMPRC	154.2	154.2	54.2	Government Tourism Promotion
Hajj Corporation	3.0	3.0	3.0	Loss Recovery
Sports Corporation	5.0	5.0	5.0	Insufficient Revenue to cover expenses
MITDC	3.0	3.0	3.0	Insufficient Revenue to cover expenses
BCC	14.0	14.0	11.0	Loss Recovery
KACL	18.0	18.0	18.0	Loss Recovery
Aasandha	5.0	5.0	5.0	Manage Aasandha Scheme, operating expenses
MFMC	7.0	7.0	7.0	Insufficient Revenue to cover expenses
Agro National	90.4	90.0	80.0	Loss Recovery
SDFC	200.0	200.0		Initial seed capital provided to fund for SME Loan scheme
AIA	64.2	0.0		Insufficient Revenue as to manage cashflow
FDC	26.9	30.0	30.0	Insufficient Revenue to cover expenses
STELCO	285.8			Investment to increase electricity production capacity
Tradenet	7.5	7.5	7.5	Insufficient Revenue to cover expenses
Regional Airports	138.9	126.0	126.0	Loss Recovery
<b>Total</b>	<b>1,062.9</b>	<b>732.7</b>	<b>519.7</b>	

Source: Ministry of Finance

To maintain the price of certain essential goods and services low Government provide subsidy from its budget to certain SOEs. As such, Government pay subsidy to STO for the staple foods, Stelco, Fenaka and MWSC for electricity, WAMCO for the waste management services, and MTCC for the transportation services. A total of MVR 1.38 billion has been budgeted as subsidy for the year 2022. An amount of MVR 966.4 million has been paid as subsidies as at the end of September 2021. The amount paid as subsidy for the year 2020 was MVR 1.05 billion.

**Chart 7.1: Government expenditure on indirect subsidies, in MVR millions**


Source: Ministry of Finance

One of the most prioritized projects of the current Government is to link the whole of Maldives through a public transport system. To achieve this, the country has been divided into various zones, and MTCC has been identified as the key partner to work with the Government on establishing transport link zone wise. Given that public transport services are a necessity, in order to ensure that such a network is sustainably operated, the Government understand the need for it to be subsidized. As such, total of MVR 254 million has been included in the budget as transport subsidy. Included in the budget of 2022 are the provision of public transport to male' region at an affordable fare. Additional MVR 50 million is included in the budget as investment for the establishment of a high-speed ferry network in Zone 1.

Lot of effort have been put out in 2021 as well to improve the operational efficiency of SOEs and reduce the budgetary support provided to these SOES. As such, the Government suspended the operation of Maldives Centre for Islamic Finance (MCIF) which was formed in 2017 but had no sustainable income sources established after 3 years of operation. Additionally, Greater Male' Industrial Zone Pvt Ltd (GMIZL) which was formed to manage the Thilafushi and Gulhifalhu lands were merged into Housing Development Corporation Limited (HDC) with an objective of creating synergy by combining to SOEs having similar kind of operation. With this merger, HDC's mandate has been expanded from development of Hulhumale' to Thilafushi and Gulhifalhu as well. In addition, projects have been formulated and are underway to expand the operating capacity of Maldives Industrial Fisheries Company (Mifco), and turnaround the operational efficiency of the company.

Private sector participation often results in better governance and better operational efficiency, and therefore, with technical assistance from USAID PFM Maldives, works on formulating a privatization program begun in 2021. The main objective of this program is to improve the overall governance of the SOEs. Privatization would likely improve the operation of SOEs and give opportunities for the Government to focus on improving the regulatory framework and the policies associated with the SOE sectors. The actual privatization work as part of this program is scheduled to begin in fiscal year 2022.

## Dividend Contributions by SOEs

SOEs contribute to the Government revenue as dividends declared from their profits. The dividend policy set for the SOEs is such that all SOEs except those that have been listed in Maldives Stock exchange shall declare 60% of their net profit as dividend. For listed entities, they are expected to maintain or increase the payout. As such the companies may adjust their dividend payout towards a certain target, adapting a dividend smoothing behavior.

A total of MVR 582.2 million is expected to be received from SOEs as dividend by the end of year 2021. This is an increase of 79% over the year 2020. The Government expects the dividend amount to further increase by 29% to MVR 749.1 million in the year 2022.

Dhiraagu, being the largest contributor to SOE dividend contribution, had contributed approximately 70% of the dividend received by the Government in year 2020. The company is also expected to contribute 39.5% of the dividend by end of year 2021. Apart from Dhiraagu, MACL and BML also had a significant share of the during the year 2021.

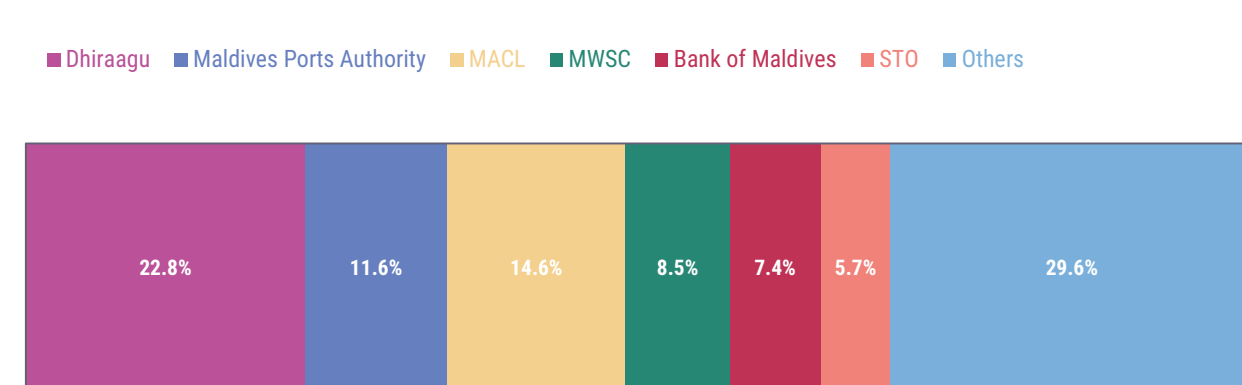
Dhiraagu is expected to continue as the largest contributor of Dividend even in 2022, although the contribution is expected to be only about 22% of the total dividend. MACL is expected to become the largest contributor to the dividend starting 2023, contributing more than one third of the total dividend in year 2023 itself.

**Table 7.3: Dividends received from state owned enterprises, in MVR**

Company	2020	2021	2022	2023	2024
Maldives Ports Limited	-	6,446,123	119,134,792	151,181,234	119,992,622
Maldives Aiports Company	-	57,870,000	150,000,000	600,429,819	738,342,046
Maldives Post Limited	-	-	-	-	-
Dhiraagu	226,672,086	229,827,185	234,515,931	239,213,438	244,005,255
STO	870,000	57,912,658	58,453,408	59,445,005	60,440,203
State Electric Company Limited	-	21,000,000	21,000,000	22,000,000	23,000,000
MTCC	-	15,481,080	20,640,939	25,801,174	25,801,174
Bank of Maldives	-	128,258,168	76,500,000	82,000,000	87,500,000
HDFC	21,475,520	9,761,600	9,669,858	9,943,471	10,166,394
MWSC	75,000,000	30,000,000	87,185,635	235,002,396	240,511,048
Others	-	25,627,038	253,344,011	486,435,211	488,384,871
<b>Total</b>	<b>324,017,606</b>	<b>582,183,852</b>	<b>1,030,44,574</b>	<b>1,911,451,694</b>	<b>2,038,143,613</b>

Source: Ministry of Finance

**Chart 7.2: Distrubution of Forecasted Dividends for 2022**



Source: Ministry of Finance

## Net Impact of SOEs on the Government Budget (MVR millions)

Overall, the income received to the Government from SOEs is lower than the amount that is spent from the Government budget on sustaining these SOEs.

The government plans to take additional measures during 2022 to reduce the Government budget spending on SOEs. This include bringing reform to the governance revolving around SOEs and restructuring some of the SOEs. With an objective of improving the overall governance, Government has also begun formulating a privatization program (to be implemented

in 2022), increasing the private sector participation in SOEs and enhancing the equity capital market. Resulting from these measures, the Government expects the fiscal burden from SOEs to be reduced over the coming years.

	2018	2019	2020	2021	2022	2023	2024
Forecasted Dividends from SOE's	593.9	197.6	324.0	582.2	1,030.4	1,911.5	2,038.1
Capital Injection and Operational Expenses	601.5	1,592.5	1,599.4	1,765.4	1,062.9	732.7	519.7
Price Control Subsidies	595.1	796.2	1,045.5	1,075.3	1,433.9	1,385.4	1,363.4
Total Expenditure	1,196.6	2,388.7	2,644.9	2,840.7	2,496.8	2,118.1	1,883.1
<b>Surplus/Deficit</b>	<b>-602.7</b>	<b>-2,191.0</b>	<b>-2,320.9</b>	<b>-2,258.5</b>	<b>-1,466.3</b>	<b>-206.7</b>	<b>155.0</b>

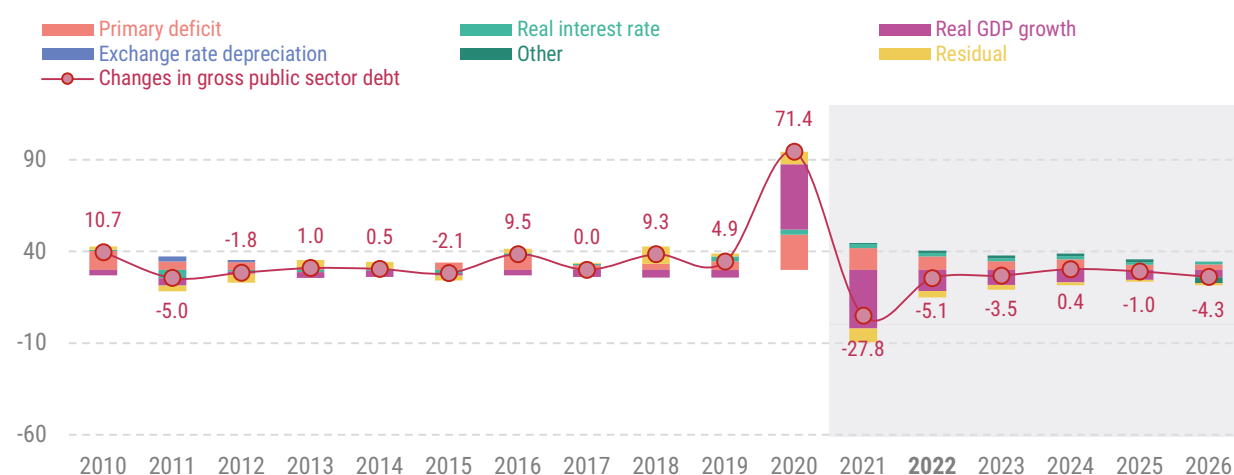
Source: Ministry of Finance

## INFORMATION BOX 8: DEBT SUSTAINABILITY ANALYSIS

The debt sustainability analysis (DSA) is a framework developed by the International Monetary Fund (IMF) and the World Bank to conduct analyses in order to detect, prevent and resolve potential debt related crises. The DSA informs on the sustainability of debt stock and dynamics and the associated risks. Currently, the IMF and the World Bank uses the Low Income Country (LIC) DSA framework to assess the Maldives. Despite being a tool designed to conduct analyses for countries in their very early stages of development, the LIC DSA framework is used for the Maldives due to its small island developing state status.

The DSA conducted by the IMF and World Bank in 2021 indicated that risks of debt distress currently remain elevated for the Maldives on account of a substantial increase in debt last year due to the economic impact of the Covid-19 crisis. Specifically, public and publicly guaranteed debt to GDP increased by 71.4 percentage points, from 78.8 percent in 2019 to 150.3 percent in 2020. As Chart 8.1 illustrates, this increase was primarily driven due to the 33.5 percent contraction in real GDP in 2020, and partly due to a widening of the primary deficit on account of the drying up of government revenues and higher spending on the Covid-19 health and economic response.

**Chart 8.1: Debt creating flows, in percent of GDP**



Source: Ministry of Finance

The conclusions of the LIC DSA framework are mainly based on debt to GDP levels compared to pre-determined thresholds. While this may be adequate to assess the situation for less developed countries, it does not fully reflect the debt situation for a country like the Maldives with access to international debt capital markets. The narrow focus on debt to GDP ignores other key considerations such as market access and the ability to refinance debt. The IMF's market access countries (MAC) DSA framework incorporates these factors and enables more comprehensive analysis, and therefore could be a better alternative to assess the Maldives. The remainder of this information box presents a brief summary on the findings of a MAC DSA analysis conducted for the Maldives in 2021.

The results of the MAC DSA also indicate that risks are elevated for the Maldives after the onset of the Covid-19 crisis. As noted before, the debt creating flows or the drivers of the changes in debt to GDP presented in Chart 8.1 indicate that the

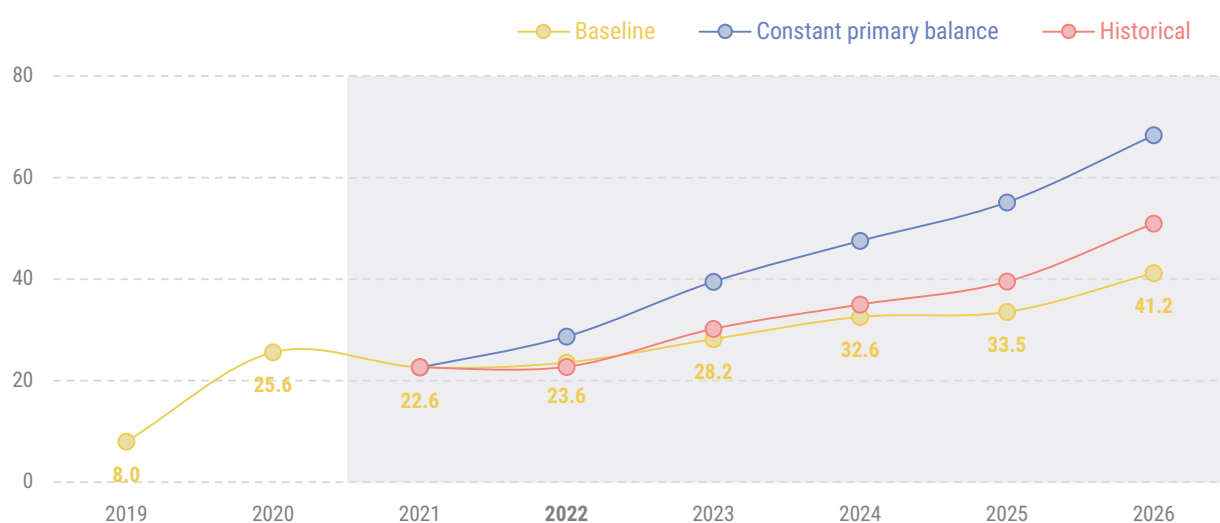


main reason for the increase in debt in 2020 was the economic contraction that resulted due to the Covid-19 pandemic. However, as the economy and government recovers, the debt to GDP ratio will decline from 2021 onwards. As the main force that is expected to push down debt to GDP over the medium term is also expected to be real GDP growth, had it not been for the extensive support provided by the government to households and businesses in response to the pandemic, it is likely that economic growth over the medium term would have been lower than currently expected, and the reduction in debt to GDP also slower.

One of the main risks of the debt portfolio of the Maldives is refinancing risk, which refers to the possibility that existing debt could not be rolled over or replaced at all, or only at a significant cost. In order to mitigate this risk, the government engaged in a market friendly liability management exercise in 2021, through which 192.3 million US dollars (76.9 percent) of the 250 million US dollar Eurobond that was due in 2022 was repaid through a tender offer. Part of the proceeds of a 500 million US dollar sukuk issued this year was used for the repayment. In addition, the tenor of the 100 million dollar security issued by the Abu Dhabi Fund for Development due to mature in 2023 was also extended until 2026. These actions significantly reduced the refinancing risks for the Maldives in the short term, providing much needed time to recover from the impact of the recent crisis and build back the government's debt repayment and carrying capacities. However, as the refinancing was done by issuing debt, the risks will still need to be addressed before 2026 when the bullet repayments are now due.

Figure 8.2 illustrates gross financing needs of the government as a percent of GDP under different scenarios, assuming all treasury bills issued will need to be re-issued upon maturity instead of the more common practice of rolling over. The baseline scenario is based on the most recent economic and fiscal estimates, while the constant primary balance scenario assumes that the primary balance will remain constant at current levels in the future as well. Therefore, the constant primary balance scenario can be interpreted as a scenario whereby the current economic downturn extends over the next 5 years as well, due to the Covid-19 pandemic getting prolonged or due to other shocks. The historical scenario calculates the government's financing needs assuming that the average of realizations of economic and fiscal indicators over the past 10 years will prevail over the forecast horizon as well. The difference between the baseline and historical scenarios can be interpreted as the degree of risk to the baseline in the analysis. Although the refinancing risk is shown to increase over the coming years, this increase is primarily due to an expected increase in the stock of treasury bills year by year which are assumed to be refinanced upon maturity in the analysis. However, the rollover of treasury bills upon maturity has been common practice to date. This practice is expected to be the strategy of the government in the future as well, and financial institutions in the domestic market are well placed to and able to rollover most of their treasury bill investments. Therefore, although an increase in refinancing risk is expected, the probability of the realization of these risks is negligible. The risk is further mitigated by the funds accumulating in the sovereign development fund (SDF). Based on medium term revenue forecasts and the current fund size, it is expected that the SDF fund balance will exceed the bullet bond repayments anticipated for 2026, which currently amount to 658.0 million US dollars.

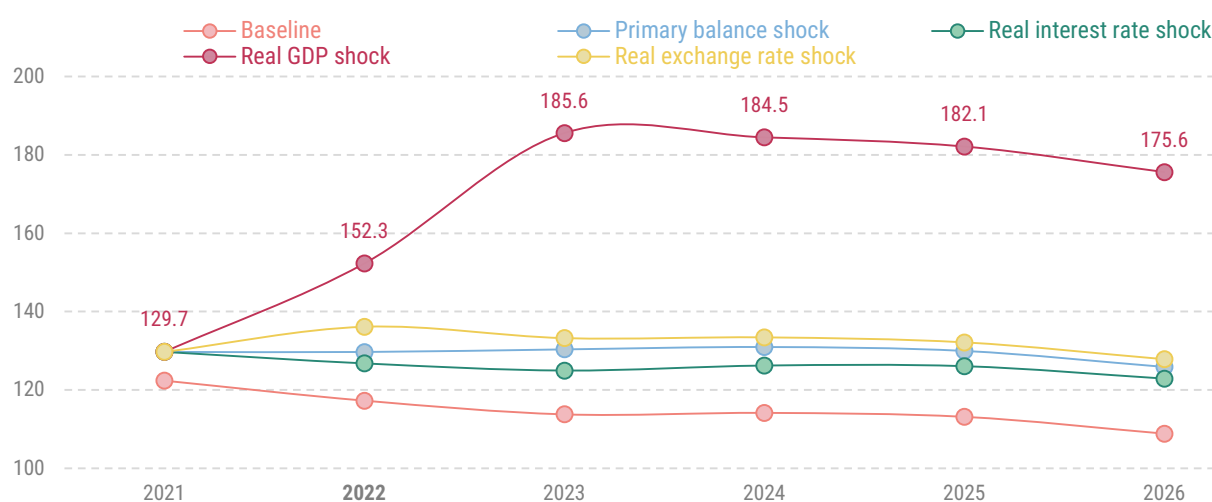
**Chart 8.2: Gross financing needs, in percent of GDP**



Source: Ministry of Finance

After facing the worst economic contraction in Maldivian history in 2020, the economy is now on the recovery path. Current estimates show that pre-pandemic levels of real GDP can be achieved in 2023. In this period of recovery, it is important to gauge the impact an additional shock would have on economic and debt indicators. The MAC DSA facilitates this, and Charts 8.3 and 8.4 present the evolution of debt to GDP and gross financing needs to GDP under four counterfactual scenarios. The scenario with the primary balance shock assumes that the cumulative primary balance will be higher by 4.5 percent compared to the baseline scenario over the next 5 years. While the real exchange rate shock scenario assumes that the exchange rate will depreciate by 14 percent from 2022 onwards, the scenario with the real GDP shock is one where real GDP growth experiences a 1 standard deviation negative shock. Meanwhile, the real interest rate shock scenario assumes that the interest rate on debt over the next 5 years will remain elevated by 200 basis points compared to the baseline.

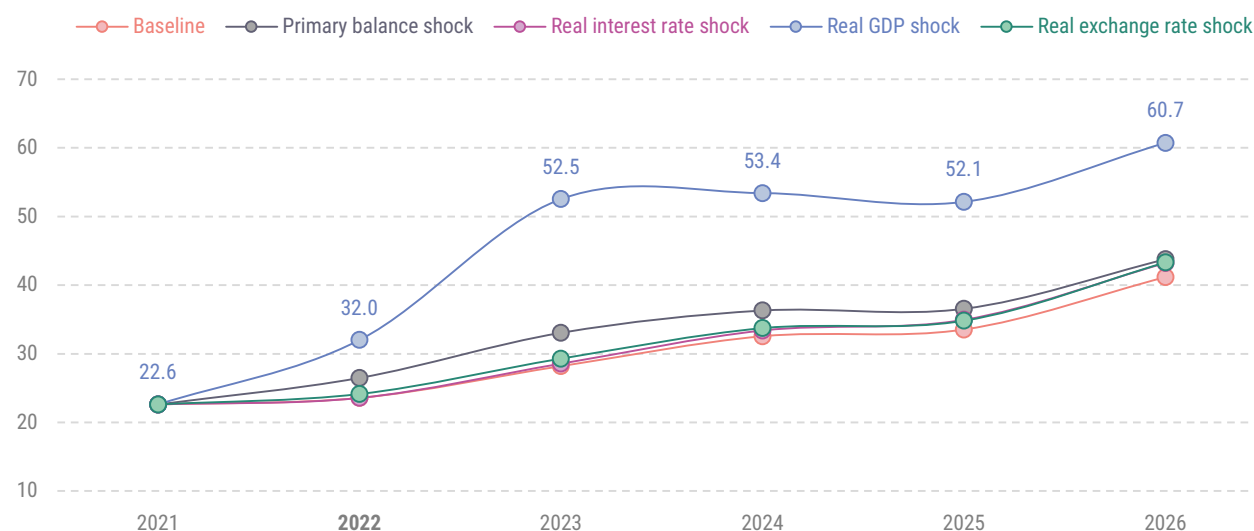
**Chart 8.3: Stress Test: Debt , in percent of GDP**



Source: Ministry of Finance

As expected under all these scenarios, the debt to GDP and gross financing needs to GDP will remain elevated compared to the baseline over the forecast horizon. The negative impact is markedly larger under the real GDP shock scenario, meaning that in the instance of a shock to the economy, strict measures that could have real effects on the people may be necessary to bring debt indicators back to sustainable levels. As debt indicators are not expected to decline significantly over the next 5 years even under the baseline, strict controls on government expenditure will be required going forward to reduce the fiscal deficit to low levels.

**Chart 8.4: Stress Test: Gross financing needs to GDP, in percent**



Source: Ministry of Finance

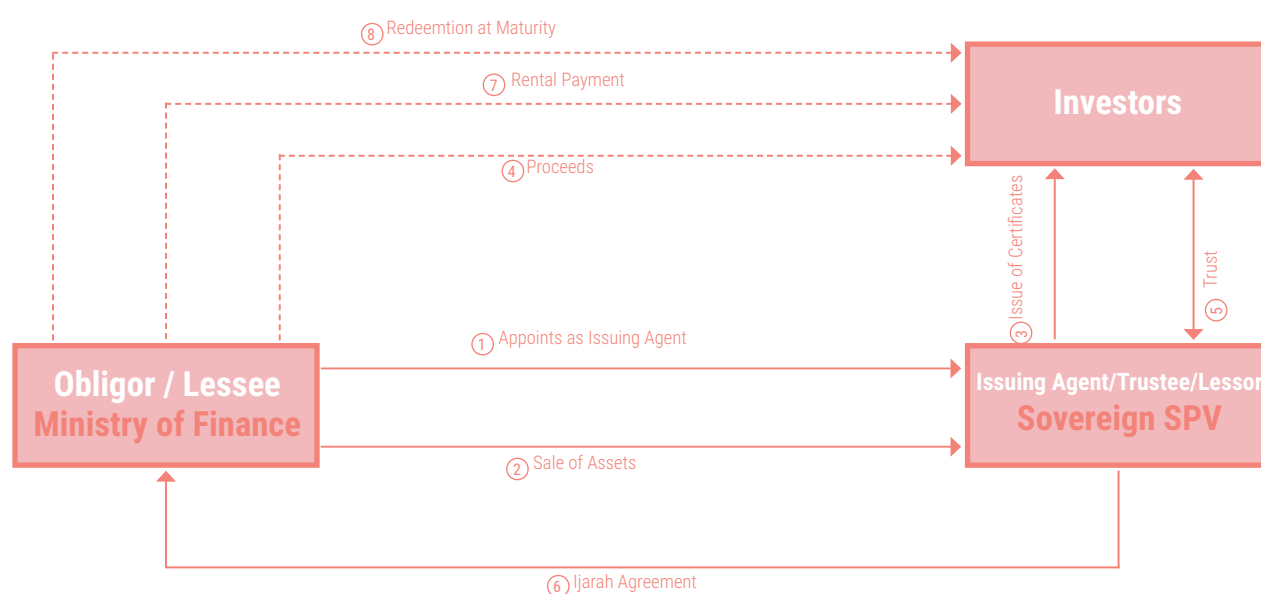
مجلس الوزراء

## INFORMATION BOX 9: DEVELOPMENT OF ISLAMIC FINANCE IN THE MALDIVES

Over the years, Ministry of finance has continuously been working on developing the domestic financial market in Maldives through innovation and strategic development. One milestone targeted is to introduce innovative instruments to the domestic market to create an equal and inclusive environment for all the investors.

The domestic financial market of Maldives includes several Islamic financial institutions and 7 deposit taking institutions. In 2019, these institutions had a joint deposit asset portfolio of around MVR 3 billion. Even though Islamic finance portfolios has been on a steady increase within the domestic financial market, Islamic financial institutions face several continuous challenges within the domestic market. One of the biggest challenges currently faced by these institutions is that, they do not have an avenue to invest their excess liquidity and generate a profit. To manage short-term liquidity, conventional financial institutions have the opportunity to invest in treasury bills issued by the Government. However, over the years, Islamic financial institutions have expressed concerns due to the lack of a similar short-term investment avenue for them. Unlike transactions conducted by conventional institutions, Islamic financial institutions are only able to invest in Shari'ah<sup>2</sup> compliant instruments with underlying asset. Hence, it has been a challenge for Islamic financial institutions to manage their liquidity.

**Chart 9.1: Structure of the Ijarah Treasury Instrument**



Source: Ministry of Finance

To address to the concerns raised by Islamic financial institutions, in June 2021, the Government has introduced and issued the country's first domestic Islamic treasury instrument. Along with providing an avenue for short-term liquidity management for Islamic finance institutions, this instrument was also developed with the aim to further develop Islamic finance in the domestic market whilst diversifying the sovereign debt portfolio. This instrument is structured in alignment to the Shari'ah standards and mimics the short-term conventional T-Bills.

In order to establish a Shari'ah compliant transaction that does not involve Riba'<sup>3</sup>, it is vital to utilize an income generating asset within the said transaction. The purpose of using such assets is to utilize the income generated by these assets to distribute profit to the investors. To ensure Shari'ah compliance, Ministry of Finance has established the procedure of transferring the beneficial interest (or usufruct) of the assets utilized in Islamic finance issuances to a 100% State-Owned Enterprise wholly owned by Ministry of Finance, which has been established as the Special Purpose Vehicle (SPV) of the Government. The purpose of transferring the beneficial interest is to establish a Shari'ah compliant financial transaction between the SPV and the Government.

In contrast to conventional finance, where money is generated through loans that does not include Shari'ah compliant transactions, Islamic finance generates profit through valid financial transactions such as "sales", "leases" or "partnerships". In alignment with these principles, the Treasury Instrument structured by Ministry of Finance is designed under the concept of Ijarah or lease transaction. Therefore, in any stage of the issuance, the assets utilized in the issuance(s) of this instrument will not be sold or transferred to any third-party. The assets will not be mortgaged as well. The main difference between conventional finance instruments and Islamic finance instruments is that these transactions are Riba' free and are conducted through the utilization of an income generating asset.

Even though conventional loans require mortgages or collaterals from the borrower, the principles of Islamic finance are developed under the ideal concept of sharing profit and loss between all parties involved in the transaction. Therefore, Islamic finance instruments does not include any aspects that would benefit one party while harming the rights of the other party. This is also the main reason and wisdom behind the prohibition of Riba' in Islam. As such, all transactions under Islamic finance are carried out under valid Shari'ah compliant contracts and are ensured to be true transactions.

## INFORMATION BOX 10: KEY MEASURES TO MITIGATE THE REFINANCING RISK IN DEBT PORTFOLIO

### Refinancing Risk

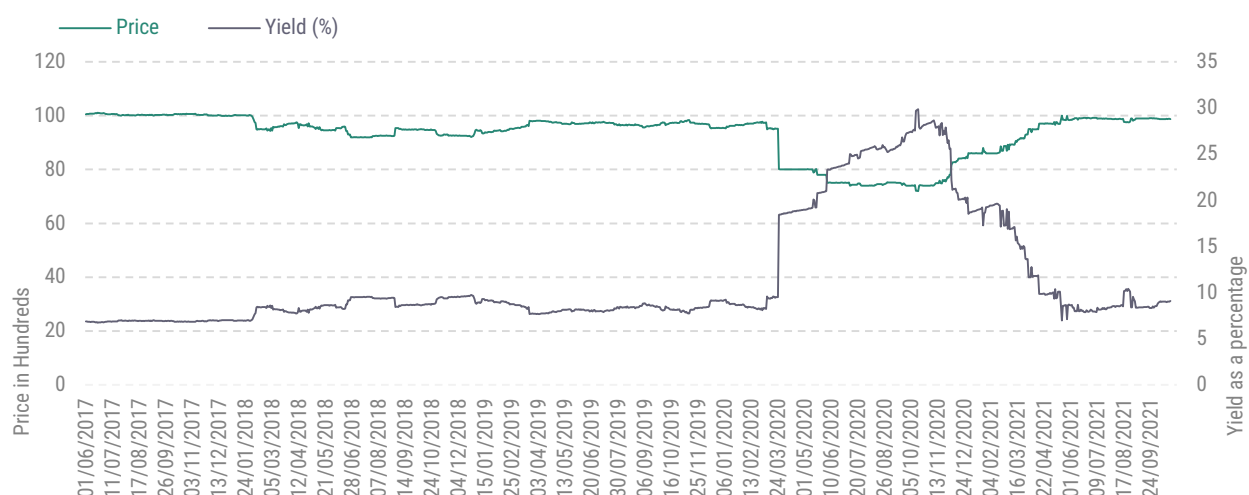
Refinancing risk in the debt portfolio refers to the risk where the government is unable to rollover its debt when due, or the possibility of rolling over at a higher interest rate. Refinancing risk is one of the major risks in the current government debt portfolio, with one of the main contributors to this risk being the USD 250 million Sunny Side bond maturing in mid-2022. Due to COVID-19 pandemic and the massive economic contraction, the price of the Sunny side bond fell significantly in the international Debt Capital Markets (DCM) and exuberated the Government's refinancing risk. As depicted from Chart 1, the USD 250 million bond issued to the international DCM was trading at 73 cents to a dollar in October 2020 which represented a yield of around 28 percent.

As part of meeting the financing requirements for 2021, a USD 300 million bond/sukuk issuance to the Debt Capital Market was planned. Since the existing certificates were trading well below par, a Non-Deal Roadshow was held in November 2020 to conduct a market sounding. From this exercise it was identified that if the yield of the Sunny side bond remained well above 20 percent, the coupon rate of the planned USD 300 million issuance is expected at 15 percent or above. Hence, to improve the price of the Sunny side bond, the new issuance was supplemented with a market friendly Liability Management Exercise (LME).

### Liability Management Exercise

A Liability Management Exercise refers to any purchase, repurchase or redemption of a bond by the Issuer, from investors in the Debt Capital Market prior to its maturity. In order to maintain the price of the existing bonds issued to the DCM, it is crucial that such liability management exercises are conducted in a market friendly manner that protects the rights of the investors. Hence, the new issuance was supplemented with an "any and all" tender offer. An "any and all" tender offer refers to an offer made by the issuer to the bond holders to repurchase a portion or all of the certificates before it gets matured. As such, in April 2021, USD 200 million sukuk was issued to the international Debt Capital Market at a coupon rate of 9.875 percent with an "any and all" tender offer to the Sunny Side bond. Out of the USD 200 million issued under the Sukuk, USD 191.9 million was used to repay the Sunny Side bond which will be maturing in mid-2022. By conducting this exercise, the price of the Sunny Side bond improved significantly and is currently trading at approximately 98.8 cent to a dollar, which is approximately a yield of 9 percent. Below is the chart which depicts the price of the Sunny Side bond in the secondary market since issuance to September 2021.

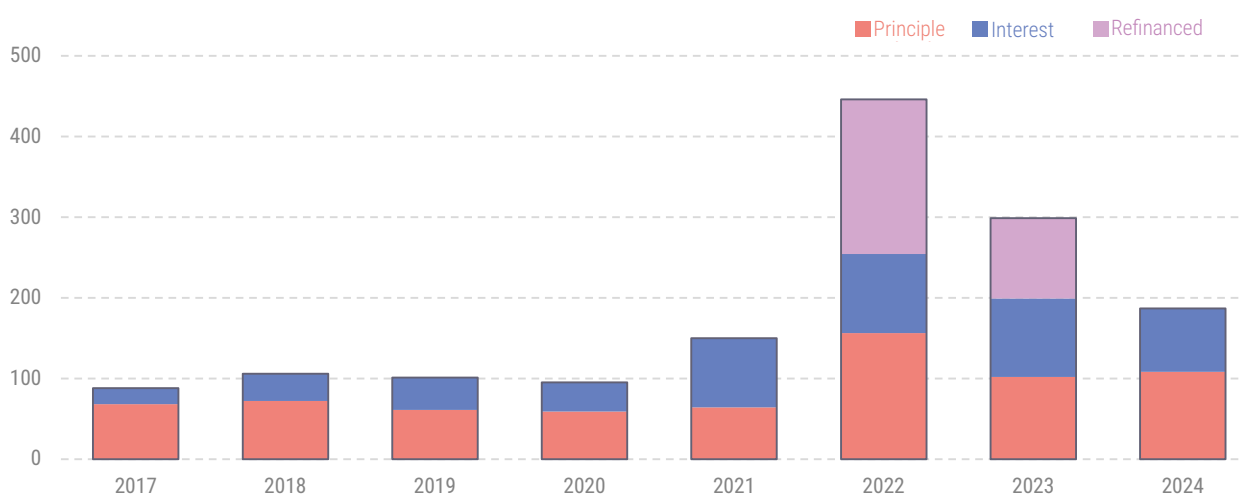
**Chart 10.1: Sunny Side bond rate profile in Secondary Market**



Source: Bloomberg

With this Liability Management Exercise, the Government was able to reduce one of the major short-term refinancing risks in the debt portfolio. Additionally, the short-term liquidity pressure on foreign currency was decreased significantly, and was positively acknowledged by the rating agencies, International Financial Institutions and investors. The Liability Management Exercise also created a window for the Government to regain its presence in the international DCM to continue new issuances in the market. This was evident from the support throughout the 3 issuances of the Sukuk during this year, of which the most recent Sukuk tap issuance in September 2021 was oversubscribed by three-folds.

**Chart 10.1: External Debt Repayment**



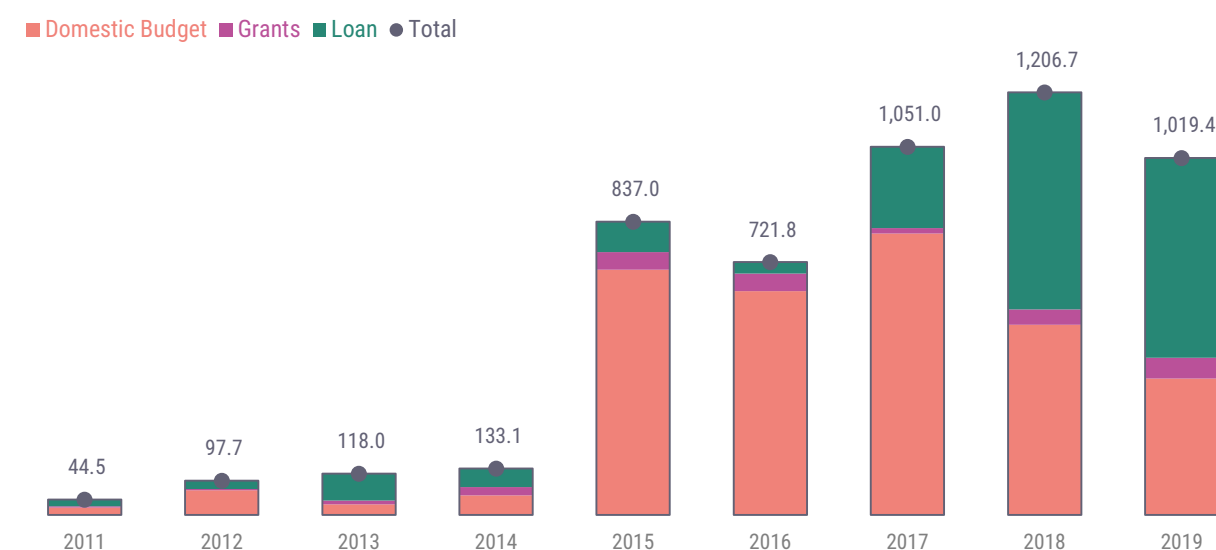
Source: Bloomberg

## INFORMATION BOX 11: CLIMATE FINANCE

Climate change is most detrimental to small island nations, like the Maldives. As a result, these countries spend a significant amount on climate mitigation and adaption measures every year. To assist these countries, at the 21<sup>st</sup> assembly of the UN Climate Change Conference in 2015, it was agreed by developed countries to contribute USD 100 billion annually towards climate financing. However, the contribution realized so far is nowhere close to the original commitment. Hence, it remains a challenge for small states to find a sustainable solution to combat climate change.

In the context of Maldives, between 2011 to 2020, the Maldives has spent a total of MVR 5,883.1 million on projects (coastal protection, water drainage system, waste management, renewable energy) to protect the environment. And, with the extreme changes to climate that we are witnessing today, the expenditure on mitigation and adaption measure continue to increase every year. For instance, while a total of MVR 44.5 million was spent on environment protection and establishment of water and sewerage systems in 2011, this amount has increased to 1,019.4 million by 2019. The trend has only declined in 2020 due to the challenges faced in the project execution caused by the effects of Covid-19 pandemic.

**Chart 11.1: Investment on environmental related projects, in millions of MVR**



Source: Ministry of Finance

Additionally, mitigation and adaptation measures against severe weather events such as flooding due to heavy rain, coastal inundation and water shortage during dry season has also increased Government's recurrent expenditure. Since 2011, an average of about 66 ton of water is being provided due to water shortages during dry season. Similarly, the amount of aid being provided by the Government has been increasing for the household damages caused by flooding. In addition to the damages to the infrastructure due to coastal inundation, unusual soil erosion in various islands has resulted the Government to spend a considerable amount as emergency measures against these weather events.



Expenditure on climate mitigation and adaptation cuts the fiscal space, and constrains the efforts by developing nations in providing basic public services and grow the economy. While the developed nations are the main contributors of climate change, the consequences and negative externalities of climate change are faced by vulnerable countries.

Therefore, the developed countries must step up and ensure that the previous commitment to provide climate financing to the climate vulnerable developing countries are fulfilled. While financing for environment related projects are critical for developing nations, it is also essential that funds previously spent by developing nations on climate mitigation and adaption measure are reimbursed to these countries through retroactive financing mechanisms. Between 2011 to 2019, the Government of Maldives spent around MVR 3.2 billion from its budget for environment protection and water and sewerage projects. These expenditures are increasing year on year as the severity of climate change continues. Therefore, in order to further support the climate mitigation and adaption efforts, developed countries could support the developing countries by providing guarantees against the debt raised as climate finance that would ultimately assist these countries secure finance at a lower than market interest rate as part of credit enhancement.

## INFORMATION BOX 12: THE LEGAL FRAMEWORK FOR PUBLIC DEBT MANAGEMENT

### Introduction

A robust legal framework for public debt management is critical to achieve the Government's debt management objectives. Such a legal framework should clearly identify the persons that have the authority to acquire public debt, arrangements and procedures for acquiring public debt, the standards for managing public debt, and rules to ensure transparency of the whole process. Where the legal framework is scattered among different legislation, as in Maldives, it is important that together, they provide a clear, comprehensive, and unambiguous framework and directions for effective public debt management.

The legal framework for public debt starts from the Constitution of the Maldives. As per Article 97 of the Constitution, the Executive cannot obtain or receive any money or property by loan or provide any sovereign guarantees unless they are pursuant to a law enacted by the People's Majlis. This write up will briefly discuss the legislation relevant for public debt management, enacted by the Parliament under the aforementioned Constitutional provision.

### Public Finance Act

The Public Finance Act (Law no: 3/2006) was enacted in 2006 by the Parliament of the Maldives. Even though this law precedes the 2008 Constitution, this is currently the main law that stipulate the procedures for acquiring debt and issuance of guarantees by the State, for the purpose of the Constitution. Section 5 of the Public Finance Act states that any application to borrow money by or on behalf of the State or to issue a guarantee by the State shall be submitted to the Minister in accordance with the Public Finance Regulations, and that the Minister of Finance needs to assess the effects of the borrowing and issuance of the guarantee to the country's economy and public finances and prepare the relevant documents for Presidential approval.<sup>14</sup> The State can only acquire debt or issue guarantees with the approval of the President as per this section.

Even though the authority to authorise government borrowing is given to the President, the Minister of Finance is responsible for assessing the feasibility of the borrowing and its impact, and other record keeping requirements as stated in the Public Finance Act. Further details of these processes are stated in the Public Finance Regulations made under the Act.

<sup>14</sup> As per the Public Finance Act, all borrowing on behalf of the State shall be authorised by the President. The evaluation and process for submission for approval of all such borrowing is the responsibility the Minister of Finance. The term "State" is a broad umbrella that covers all government and public institutions, and State institutions are defined to include the government including the local councils, the legislature, the judiciary, and all independent institutions under the Public Finance Act. As such, borrowing from all State institutions have to be processed under the Public Finance Laws and authorised by the President.

## Public Finance Regulations

The Public Finance Regulation states the detailed procedures for enforcing the Public Finance Act and discharging the responsibilities stated in the Act. This regulation consists of 17 chapters and Chapter 14 prescribes the procedures for public debt management. Sections 14.01 and 14.02 details the procedures and the information that should be submitted for acquiring debt and issuing guarantees on behalf of the State. It further describes the reporting requirements for both direct debt and sovereign guarantees.

## Fiscal Responsibility Act

The Fiscal Responsibility Act (Law No: 7/2013) establishes the principles for responsible spending and sustainable management of government revenue. This Act stipulates the levels at which public debt should be maintained, as well as the steps that should be taken by the government for the purpose of the oversight bodies stated in the Act. As such, the Act requires the Minister to submit to the Parliament a National Debt Strategy by July every year before the preliminary discussion on budget in the Majlis. Chapter 6 lists the information that should be included in the debt strategy. Chapter 10 states the fiscal rules for maintaining public debt at a sustainable level, while Chapter 7 establishes the principles and levels for local council debt.

## Major changes planned for the future

Further changes need to be brought to the legal framework to strengthen public debt management. As such, the Ministry of Finance is working on drafting a Public Debt Law for the purpose of enacting the best practices for public debt management. This law will include procedures for issuing new debt instruments, principles related to Islamic Finance instruments, and rules regarding local councils which will enable them to fully realise the fiscal freedoms granted to them under the Decentralisation Act. Furthermore, changes are also being brought to the Fiscal Responsibility Act to revise the requirement for maintaining the public debt at a specific ratio to overcome the practical challenges with having a fixed number in the Act. The revisions will focus on implementing a principle-based approach to maintaining debt levels as per international best practices.

## INFORMATION BOX 13: CHANGES TO SECURITIES ISSUANCE MECHANISM

In accordance with the international standards and the recommendations from the International financial institutions such as World Bank and International Monetary Fund, the Ministry has strengthened the capacity of the debt management and centralized its operations within the Ministry. With this development and the through assistance from the Maldives Monetary Authority (MMA), the issuance function of domestic government securities was transferred to the Ministry effective from 15<sup>th</sup> August 2021; a function previously undertaken by the MMA. In the efforts to move away from monetary financing of the budget deficit and diversify government's debt portfolio and also to develop the domestic securities market, on 10<sup>th</sup> September 2006, the government introduced Treasury bills and Bonds to the domestic market. Although due to the lack of adequate resources and skills at the time, the responsibilities of issuing government securities were assigned to the central bank under an agency agreement. While, MMA carried out the primary functions related to domestic securities issuance, the Ministry maintained the consolidated records of government debt portfolio including domestic securities.

The recent change in centralizing domestic Government securities operations under the Ministry has allowed the Ministry to enhance communication and strengthen existing relationship with its investors. The separation of fiscal policy measures from the Central Bank operations would also assist them in the implementation of independent monetary policy.

Although the government securities issuance function has been transferred to the Ministry, as per existing laws, MMA will continue be the regulator of the government securities market. As the banker to the Government, MMA will also carry out the settlement of Government securities. Apart from this, as part of the ongoing Government securities market development efforts, the Ministry is also working with MMA to introduce new treasury securities, strengthen the legal framework and develop the necessary infrastructure to expand the domestic market. Furthermore, to attract more investors and widen the investor base, the Ministry is working with MMA to develop a secondary market. To strengthen the legal framework for public debt management, the Ministry is currently working on drafting a debt management law.



**Budget Approved  
by Majilis**

## 2.1 APPROVED BUDGET FOR 2022

IN MVR

		2022 Approved
<b>Total Budget</b>		<b>36,999,280,550</b>
<b>Office Total Budget</b>		<b>31,562,067,134</b>
S01	Presidents Office	181,000,000
S02	People's Majlis	188,071,078
S04	Department of Judicial Administration	531,183,564
S03	Judicial Service Commission	17,400,000
S05	Elections Commission	28,477,900
S06	Civil Service Commission	29,215,518
S07	Human Rights Commission	29,850,198
S08	Anti-Corruption Commission	45,400,000
S09	Auditor Generals Office	90,315,293
S10	Prosecutor Generals Office	66,100,000
S11	Maldives Inland revenue Authority	113,700,000
S12	Employment Tribunal	10,200,000
S13	Maldives Media Council	5,100,000
S14	Maldives Broadcasting Commission	9,300,000
S15	Tax Appeal Tribunal	10,500,000
S16	Local Government Authority	62,756,570
S17	Information Commissioners Office	4,703,715
S18	National Integrity Commission	13,780,000
S44	Family Protection Authority	10,165,636
S60	Office of Ombudsperson for Transitional Justice	17,200,000
S57	Children's Ombudsperson's Office	9,000,000
S35	Attorney Generals Office	43,700,000
S56	Maldives International Arbitration Centre	6,100,000
S20	Ministry of Finance	68,090,000
S37	Special Budget	9,122,636,966
S38	Pension Budget	1,400,000,000
S21	Ministry of Defense	17,914,428

		2022 Approved
S55	Aviation Security Command	145,000,000
S45	Maldives National Defense Force	1,516,538,064
S47	Maldives Immigration	160,064,687
S53	National Disaster Management Authority	12,300,000
S22	Ministry of Home Affairs	90,354,105
S39	Maldives Police Services	1,765,908,502
S46	Maldives Correctional Services	321,643,246
S40	Maldives Customs Services	236,013,533
S23	Ministry of Education	3,109,307,067
S48	Ministry of Higher Education	701,545,914
S24	Maldives Islamic University	40,000,000
S25	Maldives National University	170,838,382
S26	Ministry of Foreign Affairs	352,100,000
S27	Ministry of Health	2,030,944,678
S42	Male' Group of Hospitals	1,093,433,860
S62	Hulhumale Hospital	291,066,913
S58	Kulhudhuffushi Regional Hospital	202,601,872
S63	Ungoofaaru Regional Hospital	171,320,765
S61	Gan Regional Hospital	160,940,967
S64	Abdul Samad Memorial Hospital	172,200,000
S59	Addu Equitorial Hospital	267,594,165
S28	Ministry of Economic Development	208,636,556
S50	Ministry of Transport & Civil Aviation	53,127,922
S29	Ministry of Tourism	58,600,000
S30	Ministry of Youth, Sports and Community Empowerment	312,017,166
S52	Ministry of Arts, Culture and Heritage	63,240,961
S31	Ministry of National Planning and Infrastructure	2,130,768,712
S32	Ministry of Fisheries, Marine Resources and Agriculture	87,852,223
S33	Ministry of Islamic Affairs	186,687,271
S34	Ministry of Environment	237,483,400
S36	Ministry Of Gender, Family and Social Services	217,704,570
S41	National Social Protection Agency	1,297,000,000
S43	Councils	1,565,370,767



## **Budget Summary**



## 4.1 SUMMARY OF PUBLIC FUNDS

IN MVR

	2020	2021	2022	2023	2024
	Revised	Approved	Approved	Approved	Approved
<b>Government Receipts*</b>	<b>30,550,173,866</b>	<b>37,587,087,269</b>	<b>37,768,481,322</b>	<b>41,968,559,554</b>	<b>41,068,561,094</b>
Consolidated Revenue Fund	14,515,678,516	18,202,179,679	21,838,223,834	25,801,563,591	25,140,539,752
Loan and Capital Works Fund	15,515,760,061	18,514,522,585	13,681,997,692	14,089,075,425	13,766,473,625
Advance Fund	-	-	1,300,000,000	1,000,000,000	1,000,000,000
Trust Fund	518,735,289	870,385,005	948,259,796	1,077,920,538	1,161,547,717
<b>Total Budget</b>	<b>30,156,529,875</b>	<b>37,167,687,519</b>	<b>36,999,280,550</b>	<b>41,094,407,263</b>	<b>40,108,272,162</b>
Consolidated Revenue Fund	21,325,339,855	25,362,462,992	24,469,074,185	25,308,327,728	25,731,946,456
Loan and Capital Works Fund	6,144,009,751	9,836,442,531	9,073,325,939	12,432,235,700	10,939,383,631
Advance Fund	947,226,849	1,306,561,658	2,865,370,767	2,706,923,566	2,783,697,399
Trust Fund	1,739,953,420	662,220,338	591,509,659	646,920,269	653,244,676

\*The total government receipts include transfers to the sovereign development fund in addition to the proceeds needed to finance the government budget.

## 4.2 BUDGET SUMMARY AND FINANCING

IN MVR

	2020 Actual	2021 Revised	2022 Approved	2023 Approved	2024 Approved
<b>Revenue and Grants</b>					
Revenue - Government Departments	13,922,112,928	17,665,452,153	20,838,241,252	22,959,058,755	24,611,236,442
Revenue - Trust Funds	512,460,289	870,385,005	948,259,796	1,077,920,538	1,161,547,717
(-) Subsidiary Loan Repayments	(185,148,725)	(10,980,452)	(418,410,936)	(519,744,061)	(579,206,022)
<b>Total Revenue</b>	<b>14,249,424,492</b>	<b>18,524,856,706</b>	<b>21,368,090,112</b>	<b>23,517,235,232</b>	<b>25,193,578,137</b>
Foreign Grants - Grants and Donations (in Cash)	605,203,722	551,073,543	2,313,108,000	3,855,000,000	1,542,000,000
Foreign Grants - Project Grants	367,261,610	602,683,464	598,693,520	605,289,191	575,179,551
<b>Total Grants</b>	<b>972,465,332</b>	<b>1,153,757,007</b>	<b>2,911,801,520</b>	<b>4,460,289,191</b>	<b>2,117,179,551</b>
<b>Total Revenue and Grants</b>	<b>15,221,889,824</b>	<b>19,678,613,713</b>	<b>24,279,891,632</b>	<b>27,977,524,423</b>	<b>27,310,757,688</b>
<b>Expenditure</b>					
Domestic Budget Expenditure - Government Departments	26,801,192,494	33,767,816,836	32,862,067,134	36,671,931,345	34,907,341,711
Trust Fund Expenditure	1,739,953,420	662,220,338	591,509,659	646,920,269	653,244,676
Cash Grant Expenditure	26,407,057	30,182,300	23,954,393	11,361,654	11,577,247
Project Grant Expenditure	372,083,695	622,832,609	603,453,382	609,847,940	580,179,551
Loan Expenditure	1,216,893,209	2,084,635,436	2,885,433,915	3,117,674,124	3,921,021,635
0.1% Contribution to Political Parties	-	-	32,862,067	36,671,931	34,907,342
<b>Total Budget</b>	<b>30,156,529,875</b>	<b>37,167,687,519</b>	<b>36,999,280,550</b>	<b>41,094,407,263</b>	<b>40,108,272,162</b>
(-) Loan Repayment (Domestic)	(439,818,438)	(659,035,100)	(370,639,700)	(939,173,831)	(795,395,200)
(-) Loan Repayment (Foreign)	(753,310,965)	(3,760,400,000)	(2,491,104,000)	(4,001,721,000)	(1,703,365,000)
Contribution to International Financial Institutions	(9,866,269)	(21,268,131)	(35,732,690)	(27,698,863)	(15,274,613)
Long term investments	(200,000,000)	(225,721,671)	-	-	-
<b>Total Expenditure</b>	<b>28,753,534,203</b>	<b>32,501,262,617</b>	<b>34,101,804,160</b>	<b>36,125,813,569</b>	<b>37,594,237,349</b>
<b>Budget Balance</b>					
Total Revenue & Grants	15,221,889,824	19,678,613,713	24,279,891,632	27,977,524,423	27,310,757,688
(-) Total Expenditure	(28,753,534,203)	(32,501,262,617)	(34,101,804,160)	(36,125,813,569)	(37,594,237,349)
<b>Overall Balance</b>	<b>(13,531,644,379)</b>	<b>(12,822,648,904)</b>	<b>(9,821,912,528)</b>	<b>(8,148,289,146)</b>	<b>(10,283,479,661)</b>
<b>Primary Balance</b>	<b>(11,927,785,245)</b>	<b>(10,135,660,062)</b>	<b>(6,906,688,666)</b>	<b>(4,841,189,961)</b>	<b>(6,682,574,330)</b>
Overall Balance (Deficit) / Surplus	(13,531,644,379)	(12,822,648,904)	(9,821,912,528)	(8,148,289,146)	(10,283,479,661)
Interest on Loan repayment	1,603,859,134	2,686,988,842	2,915,223,862	3,307,099,185	3,600,905,331

	2020 Actual	2021 Revised	2022 Approved	2023 Approved	2024 Approved
<b>Financing</b>					
<b>Foreign</b>	<b>2,504,060,114</b>	<b>6,034,235,436</b>	<b>5,020,329,915</b>	<b>2,970,953,124</b>	<b>6,072,656,635</b>
Loan Disbursements	1,107,648,598	2,084,635,436	2,885,433,915	3,117,674,124	3,921,021,635
Multilateral / Bilateral Budget Support	2,021,967,142	-	771,000,000	771,000,000	771,000,000
Sukuk / Bond	127,755,339	7,710,000,000	3,084,000,000	2,313,000,000	2,313,000,000
Green / Blue Bond	-	-	771,000,000	771,000,000	771,000,000
Less: Loan Repayment (Foreign)	(753,310,965)	(3,760,400,000)	(2,491,104,000)	(4,001,721,000)	(1,703,365,000)
<b>Domestic</b>	<b>11,027,584,265</b>	<b>6,788,413,468</b>	<b>4,801,582,613</b>	<b>5,177,336,022</b>	<b>4,210,823,026</b>
Domestic Securities and Loans	11,879,489,238	8,102,857,668	3,892,844,839	5,727,616,946	5,402,575,749
Proceeds from the Sovereign Development Fund	-	-	894,900,000	-	-
Privatization Receipts	-	-	771,000,000	771,000,000	-
Susidiary Loan Repayment	191,423,725	10,980,452	418,410,936	519,744,061	579,206,022
Less: Loan Repayment (Domestic)	(439,818,438)	(659,035,100)	(370,639,700)	(939,173,831)	(795,395,200)
Transfers to Sovereign Development Fund	(393,643,991)	(419,399,750)	(769,200,772)	(874,152,291)	(960,288,932)
Contribution to International Financial Institutions	(9,866,269)	(21,268,131)	(35,732,690)	(27,698,863)	(15,274,613)
Long-term investments	(200,000,000)	(225,721,671)	-	-	-
	<b>13,531,644,379</b>	<b>12,822,648,904</b>	<b>9,821,912,528</b>	<b>8,148,289,146</b>	<b>10,283,479,661</b>
<b>Memorandum Items</b>					
Nominal GDP (Millions MVR)	57,569	77,013	87,498	96,646	105,414
Real GDP (Millions MVR)	51,261	67,484	75,554	82,153	88,227
<b>Total Debt (Millions MVR)</b>	<b>86,511</b>	<b>93,970</b>	<b>102,975</b>	<b>107,524</b>	<b>111,018</b>
External Debt (Millions MVR)	24,935	33,003	41,132	47,104	49,771
Domestic Debt (Millions MVR)	41,628	46,673	50,216	50,939	53,072
Guaranteed Debt (Millions MVR)	19,948	14,294	11,627	9,481	8,175
<b>As a % of Nominal GDP</b>					
Total Revenues & Grants	26.4%	25.6%	27.7%	28.9%	25.9%
Total Expenditure	49.9%	42.2%	39.0%	37.4%	35.7%
Overall Balance (Deficit) / Surplus	-23.5%	-16.6%	-11.2%	-8.4%	-9.8%
Primary Balance (Deficit) / Surplus	-20.7%	-13.2%	-7.9%	-5.0%	-6.3%
<b>Total Debt</b>	<b>150.3%</b>	<b>122.0%</b>	<b>117.7%</b>	<b>111.3%</b>	<b>105.3%</b>
External Debt	43.3%	42.9%	47.0%	48.7%	47.2%
Domestic Debt	72.3%	60.6%	57.4%	52.7%	50.3%
Guaranteed Debt	34.7%	18.6%	13.3%	9.8%	7.8%



# **Government Receipts**

## 5.1 TOTAL REVENUE AND GRANTS

IN MVR

	2020	2021	2022	2023	2024
	Actual	Revised	Approved	Approved	Approved
Tax Revenue	10,959,206,985	13,916,878,665	15,354,969,575	17,009,119,238	18,510,714,196
Non-Tax Revenue	3,478,200,818	4,604,442,041	6,418,406,055	7,015,364,891	7,249,373,273
Proceeds from Sale of Assets	11,638,134	14,346,017	13,125,418	12,495,164	12,696,690
Grants	957,992,612	1,153,927,442	2,911,801,520	4,460,289,191	2,117,179,551
Less: Subsidiary Loan Repayment	(185,148,725)	(10,980,452)	(418,410,936)	(519,744,061)	(579,206,022)
<b>Total Revenue and Grants</b>	<b>15,221,889,824</b>	<b>19,678,613,713</b>	<b>24,279,891,632</b>	<b>27,977,524,423</b>	<b>27,310,757,688</b>
<b>Tax Revenue</b>	<b>10,959,206,985</b>	<b>13,916,878,665</b>	<b>15,354,969,575</b>	<b>17,009,119,238</b>	<b>18,510,714,196</b>
111 Import Duties	2,263,646,203	2,804,520,134	3,223,360,720	3,478,204,947	3,702,114,704
113 Business and Property Tax	3,655,448,890	2,664,510,641	2,711,316,012	3,154,846,377	3,577,176,431
114 Goods and Services Tax	4,306,755,710	7,206,490,322	7,699,366,024	8,412,787,065	9,123,344,096
118 Royalties	25,936,276	70,384,835	80,274,217	85,844,782	91,808,876
119 Other Taxes and Duties	707,419,906	1,170,972,733	1,640,652,602	1,877,436,067	2,016,270,089
<b>Non-Tax Revenue</b>	<b>3,478,200,818</b>	<b>4,604,442,041</b>	<b>6,418,406,055</b>	<b>7,015,364,891</b>	<b>7,249,373,273</b>
121 Fees and Charges	990,894,506	953,095,172	1,503,537,266	1,647,095,143	1,771,838,136
123 Registration and Licence Fees	358,476,689	581,535,706	740,602,409	763,487,556	790,838,584
124 Proceeds from Sales	14,576,320	10,826,556	14,068,217	14,785,470	15,541,873
125 Property Income	806,650,440	2,154,278,602	2,356,035,422	1,799,304,382	1,710,052,777
126 Fines and Penalties	151,511,453	167,686,263	62,359,657	52,081,032	47,135,498
127 Interest, Profit and Dividends	807,572,812	592,592,784	1,237,899,298	2,127,154,251	2,236,098,592
129 Miscellaneous Non-Tax Revenues	341,803,498	144,418,908	503,903,786	611,457,057	677,867,813
181 Gains	6,715,100	8,050	-	-	-
<b>Proceeds from Sale of Assets</b>	<b>11,638,134</b>	<b>14,346,017</b>	<b>13,125,418</b>	<b>12,495,164</b>	<b>12,696,690</b>
<b>Grants</b>	<b>957,992,612</b>	<b>1,153,927,442</b>	<b>2,911,801,520</b>	<b>4,460,289,191</b>	<b>2,117,179,551</b>
141 Cash Grants	400,049,870	2,409,162	2,313,108,000	3,855,000,000	1,542,000,000
142 In-Kind Grants	5,311,200	547,678,050	-	-	-
143 Capital Project Grants	350,325,497	603,840,230	598,693,520	605,289,191	575,179,551
144 Other Grants	202,306,045	-	-	-	-

		2020	2021	2022	2023	2024
		Actual	Revised	Approved	Approved	Approved
<b>111</b>	<b>Import Duties</b>	<b>2,263,646,203</b>	<b>2,804,520,134</b>	<b>3,223,360,720</b>	<b>3,478,204,947</b>	<b>3,702,114,704</b>
111001	Import Duty - Private Parties	2,262,207,441	2,804,380,966	3,223,075,552	3,477,905,521	3,701,800,306
111002	Import Duty - Government Agencies	1,438,762	139,168	285,168	299,426	314,398
<b>113</b>	<b>Business and Property Tax</b>	<b>3,655,448,890</b>	<b>2,664,510,641</b>	<b>2,711,316,012</b>	<b>3,154,846,377</b>	<b>3,577,176,431</b>
113001	Tourism Tax	-	-	-	-	-
113002	Land Sales Tax	961,258	-	-	-	-
113003	Business Profit Tax	2,133,989,884	1,046,106,393	1,232,055,384	1,543,846,075	1,850,716,034
113004	Ownership Transfer Tax	-	6,437,700	6,437,700	6,437,700	6,437,700
113005	Bank Profit Tax	953,699,643	658,507,866	603,382,376	636,713,603	669,380,239
113006	Withholding Tax	483,570,046	742,330,711	661,655,058	745,600,565	817,205,407
113007	Income Tax	83,199,879	208,007,132	204,573,639	219,036,579	230,225,196
113008	Airline Income Tax	28,180	3,120,839	3,211,855	3,211,855	3,211,855
<b>114</b>	<b>Goods and Services Tax</b>	<b>4,306,755,710</b>	<b>7,206,490,322</b>	<b>7,699,366,024</b>	<b>8,412,787,065</b>	<b>9,123,344,096</b>
114001	Tourism Goods and Services Tax	2,220,152,020	4,699,141,650	4,821,849,521	5,243,709,506	5,662,082,694
114002	General Goods and Services Tax	2,086,603,690	2,507,348,672	2,877,516,503	3,169,077,559	3,461,261,402
<b>118</b>	<b>Royalties</b>	<b>25,936,276</b>	<b>70,384,835</b>	<b>80,274,217</b>	<b>85,844,782</b>	<b>91,808,876</b>
118001	Duty-Free Shop Royalty	25,837,393	43,457,556	52,001,624	56,158,559	60,638,342
118003	Foreign Fishing Royalty	-	1,000	-	-	-
118007	Fuel Re-Export Royalty	98,883	-	-	-	-
118008	Re-Export Royalty	-	26,926,279	28,272,593	29,686,223	31,170,534
<b>119</b>	<b>Other Taxes and Duties</b>	<b>707,419,906</b>	<b>1,170,972,733</b>	<b>1,640,652,602</b>	<b>1,877,436,067</b>	<b>2,016,270,089</b>
119001	Sale of Revenue Stamps	63,335,910	2,901,389	-	-	-
119002	Green Tax	351,774,240	754,893,808	823,748,948	946,040,318	1,021,521,223
119004	Airport Service Charges	283,339,592	413,076,315	769,200,772	874,152,291	960,288,932
119005	Remittance Tax	8,970,164	101,221	-	-	-
119999	Other Taxes and Duties	-	-	47,702,882	57,243,458	34,459,934
<b>121</b>	<b>Fees and Charges</b>	<b>990,894,506</b>	<b>953,095,172</b>	<b>1,503,537,266</b>	<b>1,647,095,143</b>	<b>1,771,838,136</b>
121001	Company Annual Fee	15,733,438	17,770,586	17,454,592	17,782,221	17,782,221
121002	Restaurant, Café, Canteen Fee	146,552	62,100	18,825	19,013	19,203
121003	Non-Fisheries Vessel Fee	24,941,894	27,543,416	-	-	-
121004	Certificate Fee	11,196,437	7,383,258	10,264,338	10,365,554	10,467,782
121005	Charges for Providing Seal	-	179,200	436,800	458,640	481,572
121006	Survey Fee	2,272,309	1,063,758	2,154,064	2,175,605	2,197,361
121010	Bonded Warehouse Fee	6,136,537	5,950,313	6,011,618	6,366,421	6,603,143
121011	Release of Staff	3,746,365	5,394,071	5,501,952	5,611,991	5,724,231

		2020	2021	2022	2023	2024
		Actual	Revised	Approved	Approved	Approved
121012	Form Printing Fee	611	715	600	600	600
121017	Sponsorship of Programmes	100,000	45,000	-	-	-
121018	Hire of Sound System	43,000	1,500	43,000	43,000	43,000
121019	Approval of Movies and TV Serials	188,065	1,000	74,552	75,297	76,050
121021	Driving Test Fee	1,619,445	1,230,235	2,315,534	2,338,689	2,362,076
121022	Seaman Watchkeeping Stamp	37,850	56,700	112,404	113,528	114,663
121023	Seaman Agency Change Fee	1,200	-	-	-	-
121024	Ship, Boat Numbers	707,450	328,000	750,198	757,700	765,277
121025	Landing Charges	42,530	64,065	-	-	-
121026	Handling Charges	-	158,121	-	-	-
121030	Disposal of Waste	700	267	-	-	-
121035	Providing Seal on Measuring Instruments	25,250	44,867	47,110	47,581	48,057
121036	Music and Cable TV at Exhibitions	508,706	1,001,500	1,481,860	1,496,679	1,511,645
121037	Passport Cancellation Fee	57,400	75,333	56,950	66,367	66,142
121039	Conducting Marriage Outside The Court	1,831,900	754,420	1,149,280	1,160,772	1,172,380
121040	Court Fee	390,296	276,364	373,279	377,010	380,781
121041	Photocopy Charges	221,217	187,598	178,073	179,659	181,264
121042	Telephone Call, Telex, Telefax Charges	20,285	24,559	19,075	19,265	19,458
121043	Sale of Tender Documents	1,193,552	1,772,131	399,949	403,948	407,988
121044	Billboard and Advertisement Charges	121,600	4,267	-	-	-
121046	School Fee	4,822	186,965	140,224	140,224	140,224
121048	Course Fee and Examination Fee	9,469,487	10,818,507	11,568,729	11,633,706	11,695,346
121049	Examination Paper Re-evaluation Fee	410,175	140,157	121,377	131,769	143,183
121051	Approval of Advertismnt	600	-	-	-	-
121053	Political Candidates' Deposit	6,420,000	-	-	300,000	2,074,500
121055	Property Maintenance fee	408,101	478,509	499,215	471,180	478,509
121056	Consultation Fee	20,021,158	4,362,507	20,262,412	20,465,034	20,669,681
121057	Medical Check-Up Fee	7,362,467	1,919,018	10,756,578	10,864,140	10,972,782
121058	Ambulance Fee	2,300,669	11,963,198	14,879,988	14,894,452	14,909,430
121059	Hospital Ward Fee	6,925,569	4,684,276	7,114,157	7,185,296	7,257,149
121060	X-Ray Fee	2,120,934	1,026,547	2,348,758	2,372,243	2,395,966
121061	Charges for Dental Services	563,929	474,175	554,533	560,076	565,678
121062	E.C.G. Fee	337,383	151,568	437,333	441,707	446,125
121063	Operation and Surgery Fee	1,990,065	1,032,762	1,463,283	1,477,917	1,492,696
121064	Charges for Laboratory Tests	30,080,704	14,844,688	22,091,654	22,312,566	22,535,694
121065	Health Record Issuance	37,170	30,000	33,255	33,587	33,924

		2020	2021	2022	2023	2024
		Actual	Revised	Approved	Approved	Approved
121066	Dressing and Injection Charges	3,669,206	1,506,895	4,929,947	4,979,246	5,029,040
121067	Scan Fee	425,585	288,256	257,365	259,938	262,538
121068	Physiotherapy Fee	86,177	52,887	67,201	67,871	68,550
121069	Labour Fee	10,870	4,373	733	741	748
121072	CT Scan Fee	75,940	102,973	128,665	129,952	131,251
121073	ID Card Issuance	3,251,740	3,994,480	4,194,204	4,403,914	4,624,110
121074	Sale of Ticket	378,277	33,371	692,366	699,290	706,283
121075	Sale of Pass	5,162,524	2,797,076	3,639,194	3,650,095	3,661,104
121076	Residential Permit	250,701,840	51,098,700	7,150,280	7,150,280	7,150,280
121077	Permission for air travel within Maldives	3,211,888	4,334,071	-	-	-
121078	Partnership Annual Fee	336,840	-	-	-	-
121079	Import Trade Fee	2,935	13,325	-	-	-
121080	Fees for Changing Name	210	-	-	-	-
121081	Electricity Charges Received	1,105,768	272,320	453,360	457,894	462,473
121084	Dry Dock Charges	31,880	98,980	24,745	24,992	25,242
121085	Co-operative Society Annual Fee	237,278	235,633	64,358	64,932	65,511
121086	Co-operative Society Registration Fee	600	1,000	1,600	1,600	1,600
121088	Trade Registry Fee	1,662,620	2,246,957	2,164,372	2,142,728	2,164,372
121089	Foreign Investment Administration Annual Fee	3,196,225	5,984,067	4,825,800	3,983,200	4,749,200
121090	Processing charges	3,755,101	5,130,436	5,515,183	5,928,784	6,373,402
121091	Import Vessel Fee	54,500	507,660	112,432	113,556	114,692
121092	lease period extension fee	153,500,000	-	-	-	-
121093	Construction period extension fee	2,000	-	-	-	-
121094	Airport development fee	285,888,290	419,399,750	769,200,772	874,152,291	960,288,932
121095	Corporate social responsibility fee	21,566,315	3,717,195	5,947,512	6,006,987	6,067,057
121098	Dermatology service	52,096	43,007	14,709	14,856	15,005
121099	Cardiac service	3,548,584	1,288,989	1,805,914	1,823,973	1,842,213
121100	Admission fee	35,350	16,800	22,111	22,332	22,555
121101	Light dues	4,131,946	3,021,424	3,181,250	3,213,062	3,245,193
121105	Quata Fee paid by Foreign Workers	-	-	194,867,774	204,611,163	214,841,721
121106	Revenue Fee	63,582,192	311,286,287	338,422,933	365,180,080	388,689,032
121999	Other Fees and Charges	21,491,907	12,132,039	14,736,937	14,867,949	15,000,251
<b>123</b>	<b>Registration and Licence Fees</b>	<b>358,476,689</b>	<b>581,535,706</b>	<b>740,602,409</b>	<b>763,487,556</b>	<b>790,838,584</b>
123001	Company Registration Fee	3,496,482	3,051,255	3,533,906	3,528,575	3,528,575
123002	Partnership Registration Fee	462,000	230,500	142,800	145,656	158,000
123004	Guest House Registration Fee	519,000	1,080,500	1,080,500	1,080,500	1,080,500



		2020	2021	2022	2023	2024
		Actual	Revised	Approved	Approved	Approved
123005	Training Centre Registration Fee	35,200	13,975	49,719	50,216	50,718
123007	Dive School Registration Fee	130,000	112,500	119,219	163,925	119,571
123008	Club, Association Registration Fee	8,800	3,800	3,800	3,838	3,876
123009	Clinic Registration Fee	2,900	11,500	5,400	5,454	5,509
123012	Work Permit Fee	-	308,066,566	440,789,125	445,197,016	454,100,957
123013	Driving Licence Issuance	3,516,600	2,658,630	4,461,242	4,505,854	4,550,913
123014	Motor Vehicle Licence Fee	102,954,152	-	-	-	-
123015	Desalination Plant Licence Fee	11,000	-	-	-	-
123016	Telecom License Fees	188,273,046	210,522,945	232,476,746	248,901,099	266,794,879
123017	Registration Fee	1,501,665	1,300,940	2,045,148	2,064,424	2,083,894
123018	Cancellation of Registration	78,020	43,720	65,748	66,405	67,070
123019	Bank Mortgage Registration Fee	635,710	453,755	460,653	460,753	460,855
123020	Marriage Registration	703,991	526,265	552,476	553,349	556,797
123021	Renewal of Land Registry	100	-	-	-	-
123025	Vessels Anchored In Male' Lagoon	913,890	819,145	1,194,620	1,206,566	1,218,632
123026	Port Fee	8,516,896	5,265,100	5,277,079	5,329,850	5,383,149
123027	Seaman Agreement Registration	15,060	14,126	26,965	27,235	27,507
123029	Postage Control Permission	498,163	-	30,363	31,881	33,475
123030	Copyright Registration Fees	8,000	18,934	19,600	19,796	19,994
123031	Inward and outward clearance fee	2,041,000	2,271,150	2,351,500	2,434,600	2,520,750
123032	Goods loading and unloading fee	30,426,153	31,123,165	34,749,812	36,484,733	36,785,258
123033	Dewatering permit fee	2,185,500	1,956,267	2,175,500	2,197,255	2,219,228
123034	Sole Traders Registration fee	2,315,800	2,450,123	2,607,674	2,607,674	2,607,674
123035	Employment Agency Registration fee	45,000	46,667	47,833	48,312	48,795
123036	Online Business and Activity Registration Fee	1,029,500	1,888,000	1,888,000	1,888,000	1,888,000
123999	Other Registration and Licence Fees	8,153,061	7,606,178	4,446,981	4,484,590	4,524,008
<b>124</b>	<b>Proceeds from Sales</b>	<b>14,576,320</b>	<b>10,826,556</b>	<b>14,068,217</b>	<b>14,785,470</b>	<b>15,541,873</b>
124001	Sale of Books, News Papers, Magezines Etc	551,124	255,173	160,658	187,398	224,629
124002	Sale of Gazette, Law, Regulation	890	12,643	13,845	13,983	14,123
124003	Sale of Calendar,Souvenir Etc	47,965	31,130	34,243	37,667	41,434
124004	Sale of Official Forms	249,947	117,894	166,351	176,195	180,531
124006	Sale of C.D.C	8,920	4,950	10,519	10,624	10,730
124007	.Sale of Passport and E.C	13,327,250	10,116,467	13,421,961	14,093,059	14,797,712
124010	Sale of Water	57,080	43,073	126,453	127,718	128,995
124999	Other Sales	333,144	245,226	134,187	138,826	143,719

		2020	2021	2022	2023	2024
		Actual	Revised	Approved	Approved	Approved
<b>125</b>	<b>Property Income</b>	<b>806,650,440</b>	<b>2,154,278,602</b>	<b>2,356,035,422</b>	<b>1,799,304,382</b>	<b>1,710,052,777</b>
125001	Rent from Goifaalabba, Hinna	2,992,971	5,671,159	4,425,753	5,073,698	5,643,400
125002	Rent from Government Buildings	34,763,609	31,641,162	40,284,453	41,207,173	42,033,460
125003	Rent from Resorts	700,683,983	1,997,021,650	1,760,863,870	1,257,037,158	1,257,037,158
125004	Rent from Land for Commercial Purposes	48,988,896	83,709,633	83,057,531	78,851,878	85,941,418
125005	Rent from Land for Industry	5,704,056	1,626,171	3,770,644	2,833,328	3,770,644
125008	Rent from Islands for Long Term Agriculture	8,902,291	15,536,396	15,396,205	15,396,205	15,396,205
125009	Rent from Floating Jetty	52,000	24,000	24,000	24,000	24,000
125012	Land acquisition and conversion fee	3,933,798	18,775,592	448,032,000	398,688,000	300,000,000
125999	Other Rent and Property Income	628,836	272,839	180,966	192,942	206,492
<b>126</b>	<b>Fines and Penalties</b>	<b>151,511,453</b>	<b>167,686,263</b>	<b>62,359,657</b>	<b>52,081,032</b>	<b>47,135,498</b>
126001	Fine-Breach of Law	69,329,751	64,426,715	16,401,254	16,391,523	16,481,309
126002	Fine-Breach of Regulation	26,754,518	20,798,525	12,745,301	12,304,348	12,674,095
126003	Fine-Breach of Agreement	9,144,097	52,052,229	8,315,684	8,448,953	8,583,751
126004	Late fine deducted from Salaries	6,033,233	5,749,909	6,074,317	6,227,679	6,376,632
126005	Dharanyaai Qazziyya joorimanaa	526,751	95,215	92,974	65,672	70,358
126006	Traffic Violation Charges	37,442,293	22,967,097	17,225,323	7,000,000	1,156,624
126999	Other Fine or Penalty	2,280,810	1,596,573	1,504,804	1,642,857	1,792,729
<b>127</b>	<b>Interest, Profit and Dividends</b>	<b>807,572,812</b>	<b>592,592,784</b>	<b>1,237,899,298</b>	<b>2,127,154,251</b>	<b>2,236,098,592</b>
127001	Subsidiary Loan Interest received	206,363,029	10,207,453	207,253,813	215,501,646	197,754,068
127003	Transfers by MMA	169,074,162	-	-	-	-
127007	Div. - Maldives Ports Ltd	-	6,446,123	119,134,792	151,181,234	119,992,622
127008	Div. - Maldives Airports Company Ltd	-	57,870,000	150,000,000	600,429,819	738,342,046
127010	Div. - Dhivehiraajjeyge Gulhun Pvt. Ltd	226,672,086	229,827,185	234,515,931	239,213,438	244,005,255
127011	Div. - State Trading Organisation Plc	870,000	57,912,658	58,453,408	59,445,005	60,440,203
127012	.Div. - State Electric Company Ltd	-	21,000,000	21,000,000	22,000,000	23,000,000
127014	Div. - Maldives Transport and Contracting Co. Ltd	-	15,481,080	20,640,939	25,801,174	25,801,174
127018	Div. - Bank of Maldives Plc	-	128,258,168	76,500,000	82,000,000	87,500,000
127020	Div. - Housing Development Financing Corporation	21,475,520	9,761,600	9,669,858	9,943,417	10,166,394
127021	Div. - Maldives Water and Sewerage Company Ltd	75,000,000	30,000,000	87,185,635	235,002,396	240,511,048
127029	Div. - Thilafushi Corporation pvt. Ltd	-	25,627,038	253,344,011	486,435,211	488,384,871
127030	Iterest Received From Investments	99,186,047	-	-	-	-
127999	Other Interest, Profit or Dividend Received	8,931,968	201,479	200,911	200,911	200,911

		2020	2021	2022	2023	2024
		Actual	Revised	Approved	Approved	Approved
<b>129</b>	<b>Miscellaneous Non-Tax Revenues</b>	<b>341,803,498</b>	<b>144,418,908</b>	<b>503,903,786</b>	<b>611,457,057</b>	<b>677,867,813</b>
129001	Cash Received for Which Purpose Is Unknown	735,291	2,423,357	-	-	-
129002	Reimbursement from Previous Year Budget	40,553,299	48,347,182	76,640	77,400	78,180
129003	Subscription, Membership Fee Etc	192,780	17,570	15,746	15,903	16,062
129004	Subsidiary Loan Repayment	185,148,725	10,980,452	418,410,936	519,744,061	579,206,022
129005	Compensation of Losses to Government Assets	82,613	94,701	7,500	10,000	12,500
129006	Recovery from unclaimed items	32,221	34,470	-	-	-
129008	Donations Received	47,292,386	26,140,722	23,479,763	23,618,894	23,887,990
129010	Transferred Balance	-	-	-	-	-
129013	Zakat from Earnings	60,805,349	51,115,537	56,227,091	61,849,800	68,034,780
129014	Zakat Fitrah	6,650,327	5,264,917	5,686,110	6,140,999	6,632,279
129998	Revenue Clearing Account	277,900	-	-	-	-
129999	Other miscellaneous non-tax revenue	32,607	-	-	-	-
<b>181</b>	<b>Gains</b>	<b>6,715,100</b>	<b>8,050</b>	<b>-</b>	<b>-</b>	<b>-</b>
181003	Gains on Exchange Rates	6,715,100	8,050	-	-	-
<b>131</b>	<b>Proceeds from Sale of Assets</b>	<b>11,638,134</b>	<b>14,346,017</b>	<b>13,125,418</b>	<b>12,495,164</b>	<b>12,696,690</b>
131001	Sale of items at auction	1,880,770	1,017,147	267,942	316,823	406,217
131002	Sale of Government Building	364,925	311,703	369,822	366,195	375,369
131003	Sale of Government Land	8,256,800	12,159,653	11,551,671	10,782,564	10,782,564
131004	Sale of Capital Assets	1,134,526	850,894	935,983	1,029,582	1,132,540
131999	Sale of Other Asset	1,113	6,620	-	-	-
<b>141</b>	<b>Cash Grants</b>	<b>400,049,870</b>	<b>2,409,162</b>	<b>2,313,108,000</b>	<b>3,855,000,000</b>	<b>1,542,000,000</b>
141001	Cash Grants - Bilateral	385,241,867	35,435	2,313,000,000	3,855,000,000	1,542,000,000
141002	Cash Grants - Multilateral	13,076,457	2,328,727	108,000	-	-
141003	Cash Grants - Voluntary Organisation	1,731,546	45,000	-	-	-
<b>142</b>	<b>In-Kind Grants</b>	<b>5,311,200</b>	<b>547,678,050</b>	<b>-</b>	<b>-</b>	<b>-</b>
142001	In-Kind Grants - Bilateral	4,122,825	545,562,114	-	-	-
142002	In-Kind Grants - Multilateral	329,491	488,059	-	-	-
142003	In-Kind Grants - Voluntary Organisation	858,884	1,627,877	-	-	-
<b>143</b>	<b>Capital Project Grants</b>	<b>350,325,497</b>	<b>603,840,230</b>	<b>598,693,520</b>	<b>605,289,191</b>	<b>575,179,551</b>
143001	Capital Project Grant - Bilateral	13,583,566	98,212,622	169,930,448	249,977,906	220,229,477
143002	Capital Project Grant - Multilateral	336,741,931	505,627,608	428,763,072	355,311,285	354,950,074
<b>144</b>	<b>Other Grants</b>	<b>202,306,045</b>	<b>-</b>	<b>-</b>	<b>-</b>	<b>-</b>
144001	Other Grant - Bilateral	187,671,664	-	-	-	-
144002	Other Grant - Multilateral	14,634,381	-	-	-	-

## 5.2 GOVERNMENT REVENUE BY OFFICE 2020 - 2024

IN MVR

		2020	2021	2022	2023	2024
		Actual	Revised	Approved	Approved	Approved
<b>Total</b>		<b>13,922,112,928</b>	<b>17,665,452,153</b>	<b>20,838,241,252</b>	<b>22,959,058,755</b>	<b>24,611,236,442</b>
<b>S01</b>	<b>Presidents Office</b>	<b>355,316</b>	<b>361,172</b>	<b>140,643</b>	<b>154,371</b>	<b>177,580</b>
1001	Presidents Office	325,044	337,532	115,821	128,308	150,214
1003	Official Residence of the President	28,740	15,187	15,946	16,743	17,580
1005	Official Residence of the Vice President	1,532	8,453	8,876	9,320	9,786
<b>S02</b>	<b>People's Majlis</b>	<b>657,165</b>	<b>240,691</b>	<b>252,726</b>	<b>265,362</b>	<b>278,630</b>
1242	People's Majlis	657,165	240,691	252,726	265,362	278,630
<b>S04</b>	<b>Department of Judicial Administration</b>	<b>13,586,484</b>	<b>7,243,835</b>	<b>7,557,818</b>	<b>7,547,551</b>	<b>7,714,633</b>
1264	Department of Judicial Administration	145,410	271,824	40,611	41,142	41,699
1248	Supreme Court of the Maldives	117,468	77,455	80,048	89,108	92,657
1249	High Court	115,624	96,893	149,019	150,613	152,229
1252	Civil Court	227,778	212,092	218,661	213,957	210,541
1253	Criminal Court	98,753	132,123	137,871	111,095	116,348
1254	Family Court	2,809,902	2,251,468	2,222,488	2,321,836	2,426,029
1255	Juvenile Court	10,080	4,022	4,118	4,225	4,336
1486	Drug Court	7,789	356	374	392	412
1251	Majistrate Courts	10,053,680	4,197,602	4,704,628	4,615,183	4,670,382
<b>S03</b>	<b>Judicial Service Commission</b>	<b>42,591</b>	<b>2,474</b>	<b>2,598</b>	<b>2,728</b>	<b>2,864</b>
1247	Judicial Service Commission	42,591	2,474	2,598	2,728	2,864
<b>S05</b>	<b>Election Commission</b>	<b>6,598,797</b>	<b>167,219</b>	<b>194,740</b>	<b>523,109</b>	<b>2,311,886</b>
1244	Election Commission	6,598,797	167,219	194,740	523,109	2,311,886
<b>S06</b>	<b>Civil Service Commission</b>	<b>141,419</b>	<b>8,269</b>	<b>8,682</b>	<b>9,117</b>	<b>9,572</b>
1256	Civil Service Commission	141,419	8,269	8,682	9,117	9,572
<b>S07</b>	<b>Human Rights Commission</b>	<b>55,000</b>	<b>51,959</b>	<b>21,331</b>	<b>22,397</b>	<b>23,517</b>
1246	Human Rights Commission	55,000	51,959	21,331	22,397	23,517
<b>S08</b>	<b>Anti-Corruption Commission</b>	<b>44,513</b>	<b>50,854</b>	<b>38,591</b>	<b>40,521</b>	<b>42,547</b>
1245	Anti-Corruption Commission	44,513	50,854	38,591	40,521	42,547
<b>S09</b>	<b>Auditor Generals Office</b>	<b>260,375</b>	<b>183,837</b>	<b>91,384</b>	<b>95,953</b>	<b>100,751</b>
1243	Auditor Generals Office	260,375	183,837	91,384	95,953	100,751
<b>S10</b>	<b>Prosecutor Generals Office</b>	<b>234,259</b>	<b>54,197</b>	<b>38,441</b>	<b>40,364</b>	<b>42,382</b>
1257	Prosecutor Generals Office	234,259	54,197	38,441	40,364	42,382
<b>S11</b>	<b>Maldives Inland Revenue Authority</b>	<b>10,041,599,272</b>	<b>13,454,649,991</b>	<b>15,092,594,320</b>	<b>15,917,832,519</b>	<b>17,128,595,353</b>
1009	Maldives Inland Revenue Authority	10,041,599,272	13,454,649,991	15,092,594,320	15,917,832,519	17,128,595,353
<b>S12</b>	<b>Employment Tribunal</b>	<b>14,745</b>	<b>48,809</b>	<b>14,079</b>	<b>14,219</b>	<b>14,362</b>
1222	Employment Tribunal	14,745	48,809	14,079	14,219	14,362

		2020	2021	2022	2023	2024
		Actual	Revised	Approved	Approved	Approved
<b>S13</b>	<b>Maldives Media Council</b>	<b>161</b>	<b>394</b>	<b>414</b>	<b>434</b>	<b>456</b>
1270	Maldives Media Council	161	394	414	434	456
<b>S14</b>	<b>Maldives Broadcasting Commission</b>	<b>955,641</b>	<b>1,316,531</b>	<b>4,352,593</b>	<b>4,302,218</b>	<b>4,177,745</b>
1478	Maldives Broadcasting Commission	955,641	1,316,531	4,352,593	4,302,218	4,177,745
<b>S15</b>	<b>Tax Appeal Tribunal</b>	<b>8,475</b>	<b>35,518</b>	<b>1,129</b>	<b>1,185</b>	<b>1,244</b>
1275	Tax Appeal Tribunal	8,475	35,518	1,129	1,185	1,244
<b>S16</b>	<b>Local Government Authority</b>	<b>18,140</b>	<b>11,213</b>	<b>6,515</b>	<b>6,841</b>	<b>7,183</b>
1276	Local Government Authority	18,140	11,213	6,515	6,841	7,183
<b>S17</b>	<b>Information Commisioners Office</b>	<b>7,444</b>	<b>2,061</b>	<b>2,164</b>	<b>2,272</b>	<b>2,386</b>
1512	Information Commisioners Office	7,444	2,061	2,164	2,272	2,386
<b>S18</b>	<b>National Integrity Commission</b>	<b>4,275</b>	<b>43,630</b>	<b>2,765</b>	<b>2,903</b>	<b>3,048</b>
1515	National Integrity Commission	4,275	43,630	2,765	2,903	3,048
<b>S44</b>	<b>Family Protection Authority</b>	<b>161,596</b>	<b>365</b>	<b>383</b>	<b>402</b>	<b>423</b>
1505	Family Protection Authority	161,596	365	383	402	423
<b>S60</b>	<b>Ombudsperson's Office for Transitional Justice</b>	<b>-</b>	<b>1,511</b>	<b>1,587</b>	<b>1,666</b>	<b>1,749</b>
1542	Ombudsperson's Office for Transitional Justice	-	1,511	1,587	1,666	1,749
<b>S57</b>	<b>Children's Ombudsperson's Office</b>	<b>196</b>	<b>5,048</b>	<b>1,603</b>	<b>1,684</b>	<b>1,768</b>
1540	Children's Ombudsperson's Office	196	5,048	1,603	1,684	1,768
<b>S35</b>	<b>Attorney Generals Office</b>	<b>236,209</b>	<b>152,062</b>	<b>121,384</b>	<b>122,597</b>	<b>123,824</b>
1144	Attorney Generals Office	236,209	152,062	121,384	122,597	123,824
<b>S56</b>	<b>Maldives International Arbitration Centre</b>	<b>1,175</b>	<b>3,611</b>	<b>3,792</b>	<b>3,981</b>	<b>4,180</b>
1535	Maldives International Arbitration Centre	1,175	3,611	3,792	3,981	4,180
<b>S20</b>	<b>Ministry of Finance</b>	<b>717,241,735</b>	<b>597,062,965</b>	<b>1,654,317,135</b>	<b>2,644,819,505</b>	<b>2,813,135,656</b>
1272	Ministry of Finance	717,241,735	597,062,965	1,654,317,135	2,644,819,505	2,813,135,656
<b>S37</b>	<b>Special Budget</b>	<b>289,261,059</b>	<b>30,188,952</b>	<b>-</b>	<b>-</b>	<b>-</b>
1265	Special Budget	289,261,059	30,188,952	-	-	-
<b>S38</b>	<b>Pension Budget</b>	<b>4,036,215</b>	<b>400,152</b>	<b>-</b>	<b>-</b>	<b>-</b>
1007	Pension Budget	4,036,215	400,152	-	-	-
<b>S21</b>	<b>Ministry of Defense</b>	<b>3,721,413</b>	<b>12,472,580</b>	<b>16,590,011</b>	<b>16,588,883</b>	<b>16,541,717</b>
1012	Ministry of Defence	3,721,413	12,472,580	16,590,011	16,588,883	16,541,717
<b>S55</b>	<b>Aviation Security Command</b>	<b>108,274</b>	<b>85,665</b>	<b>87,818</b>	<b>90,080</b>	<b>92,454</b>
1498	Aviation Security Command	108,274	85,665	87,818	90,080	92,454
<b>S45</b>	<b>Maldives National Defense Force</b>	<b>2,956,154</b>	<b>2,997,428</b>	<b>418,078</b>	<b>468,695</b>	<b>551,303</b>
1013	Maldives National Defense Force	2,956,154	2,997,428	418,078	468,695	551,303
<b>S47</b>	<b>Maldives Immigration</b>	<b>22,444,592</b>	<b>20,196,448</b>	<b>24,176,770</b>	<b>24,955,539</b>	<b>25,781,741</b>
1029	Maldives Immigration	22,444,592	20,196,448	24,176,770	24,955,539	25,781,741
<b>S53</b>	<b>Disaster Manangement Authority</b>	<b>21,646</b>	<b>8,396</b>	<b>8,816</b>	<b>9,257</b>	<b>9,719</b>
1014	National Disaster management Authority	21,646	8,396	8,816	9,257	9,719

		2020	2021	2022	2023	2024
		Actual	Revised	Approved	Approved	Approved
<b>S22</b>	<b>Ministry of Home Affairs</b>	<b>52,118</b>	<b>453,630</b>	<b>18,647</b>	<b>19,579</b>	<b>20,558</b>
1016	Ministry of Home Affairs	49,801	452,625	17,591	18,471	19,394
1057	Department of Juvenile Justice	2,317	1,005	1,056	1,108	1,164
<b>S39</b>	<b>Maldives Police Service</b>	<b>1,883,921</b>	<b>1,070,756</b>	<b>741,963</b>	<b>844,693</b>	<b>947,798</b>
1027	Maldives Police Service	1,883,921	1,070,756	741,963	844,693	947,798
<b>S46</b>	<b>Maldives Correctional Services</b>	<b>144,268</b>	<b>187,373</b>	<b>185,670</b>	<b>194,562</b>	<b>203,661</b>
1025	Maldives Correctional Services	144,268	187,373	185,670	194,562	203,661
<b>S40</b>	<b>Maldives customs service</b>	<b>2,436,859,962</b>	<b>3,198,946,727</b>	<b>3,649,473,513</b>	<b>3,934,804,220</b>	<b>4,185,241,102</b>
1008	Maldives Customs Service	2,436,859,962	3,198,946,727	3,649,473,513	3,934,804,220	4,185,241,102
<b>S23</b>	<b>Ministry of Education</b>	<b>16,288,597</b>	<b>10,468,381</b>	<b>6,213,421</b>	<b>6,287,588</b>	<b>6,361,670</b>
1058	Ministry of Education	65,127	49,558	46,903	48,754	50,693
1060	Department of Public Examination	1,041,821	4,663,848	5,262,637	5,283,348	5,302,059
1518	Quality Assurance Department	20	17	-	-	-
1500	National Institute of Education	399,664	211,617	222,198	233,308	244,974
1533	Department of Inclusive Education	51,448	-	-	-	-
1065	Majeediyya School	30,021	149,195	24,277	25,491	26,766
1066	Dharumavantha school	8,865	10,468	10,991	11,541	12,118
1067	Aminiyya School	46,460	37,443	39,285	42,713	46,458
1068	Iskandaru School	27,288	13,505	14,181	14,890	15,634
1069	Centre For Higher Secondary Education	7,500	3,053	3,206	3,366	3,535
1070	Al- Madrasathul Arabiyyathul Islamiyya	6,133	2,064	2,167	2,276	2,389
1071	Jamaaludeen School	51,451	42,912	45,058	47,310	49,676
1072	Thaajudeen School	12,216	14,819	15,560	16,338	17,155
1073	Kalaafaanu School	29,224	16,429	17,630	18,934	20,352
1075	Muhyiudeen School	34,427	50,106	21,215	22,276	23,390
1076	Imaadudeen School	8,642	1,650	1,733	1,819	1,910
1077	Ghaazee school	3,473	36,693	1,304	1,369	1,438
1526	Huravee School	25,675	2,507	2,632	2,764	2,902
1514	Rehendhi School	13,134	29,952	4,671	4,905	5,150
1261	Hiriya School	20,041	32,687	8,273	8,591	8,924
1537	Izzudeen School	3,061	21,548	18,165	19,942	21,893
1079	Ha.Atoll Education Centre	12,778	16,008	972	1,021	1,072
1095	Ha.Atholhu Madharusaa	17,432	21,867	-	-	-
1080	Hdh.Atoll Education Centre	97,144	-	-	-	-
1081	Sh.Atoll Education Centre	138,743	20	-	-	-
1082	N.Atoll Education Centre	108,447	242	-	-	-
1083	R.Atoll Education Centre	123,499	3,320	3,486	3,660	3,843
1084	B.Atoll Education Centre	11,738	212	-	-	-
1085	LH.Atoll Education Centre	6,877	13,856	14,549	15,276	16,040

	2020	2021	2022	2023	2024
	Actual	Revised	Approved	Approved	Approved
1111 Lh.Atoll School	6,427	498	523	549	576
1113 K.Atoll School	20,652	1,825	1,916	2,012	2,113
1086 Adh.Atoll Education Centre	351,651	146,638	3,626	3,807	3,997
1114 Adh.Atoll Education Centre	1,619	1,274	1,338	1,405	1,475
1087 F.Atoll Education Centre	21,390	27,645	25,253	27,778	30,556
1088 Dh.Atoll Education Centre	54,502	395	415	435	457
1089 TH.Atoll Education Centre	3,530	639	671	704	740
1090 L.Atoll Education Centre	70,584	161	-	-	-
1091 GA.Atoll Education Centre	21,111	9,661	2,794	2,934	3,080
1092 Gdh.Atoll Education Centre	52,869	44,307	11,935	12,863	13,872
1093 Gn.Atoll Education Centre	78,956	1,571	1,650	1,732	1,819
1096 Ihavandhoo School	393,622	214,550	1,364	1,364	1,364
1097 Madhurasathul Seikh Ibrahim	350	75	-	-	-
1098 Afeefudheen School	130,954	118,034	193	203	213
1099 Nalhivaram School	10,311	5,533	3,355	3,522	3,699
1100 Jalaaludeen School	10,062	5,484	4,905	4,905	4,905
1101 Sh.Atoll School	64,111	4,050	705	740	777
1102 Funadhoo School	276	282,565	10,820	11,361	11,929
1103 Milandhoo School	9,940	11,294	7,975	8,373	8,792
1104 Kendhikulhudhoo School	794,402	903	948	996	1,045
1105 Meyna School	23,916	9,471	9,969	10,914	11,952
1106 Ungoofaar School	31,628	3,992	4,139	4,346	4,563
1107 Alifushee School	56,304	281,351	-	-	-
1108 Maduvaree School	8,339	5,424	5,695	5,980	6,279
1109 Hulhudhufaar School	30,472	2,788	2,696	2,831	2,973
1110 Thulhaadhoo School	100	654	-	-	-
1112 Madharusathul Ifthithaah	7,605	3,266	3,429	3,601	3,781
1115 Qatharu Ameer School	28,465	3,565	3,743	3,930	4,127
1116 L.Maavashu School	155,892	2,636	2,768	2,906	3,051
1117 Aboobakuru School	183,557	10,742	4,138	4,345	4,562
1504 Thinadhoo School	201,698	90,740	2,472	2,595	2,725
1118 Hafiz Ahmed School	286,361	2,470	2,594	2,723	2,859
1119 Madharusathul Sheikh Mohamed Jamaaluddin / Gn.Fuvahmulah	1,213	941	988	1,037	1,089
1122 Feydhoo School	78,338	8,663	5,658	5,941	6,238
1120 Hithadhoo School	8,935	12,223	12,834	13,476	14,150
1121 Sharafuddeen School	372,444	11,327	11,878	12,471	13,095
1123 Addu High School	38,588	39,839	42,241	48,646	49,982
1541 S.Atholhu Masharusaa	-	73,121	7,655	8,037	8,439
1501 Northern Education Unit	1,892,449	910,948	31,855	34,222	36,785
1521 North Central Education Unit	1,106,169	89,769	41,382	43,663	46,078

		2020	2021	2022	2023	2024
		Actual	Revised	Approved	Approved	Approved
1502	Central Education Unit	2,329,741	1,013,722	78,298	79,012	83,807
1520	South Central Education Unit	3,022,934	1,175,882	29,631	31,113	32,668
1503	Southern Education Unit	1,923,781	392,149	47,879	50,224	52,687
<b>S48</b>	<b>Ministry of Higher Education</b>	<b>1,058,257</b>	<b>710,610</b>	<b>601,817</b>	<b>612,765</b>	<b>624,070</b>
1129	Ministry of Higher Education	263,827	222,840	49,485	49,980	50,479
1142	Maldives Qualification Authority	753,211	357,566	429,060	433,351	437,684
1263	Maldives Polytechnic	40,098	129,654	122,694	128,828	135,270
1482	Technical and Vocational Education Training Authority	1,121	550	578	606	637
<b>S24</b>	<b>Maldives Islamic University</b>	<b>62,480</b>	<b>65,765</b>	<b>66,396</b>	<b>67,060</b>	<b>67,730</b>
1141	Maldives Islamic University	62,480	65,765	66,396	67,060	67,730
<b>S25</b>	<b>Maldives National University</b>	<b>147,366</b>	<b>239,852</b>	<b>209,502</b>	<b>213,665</b>	<b>217,974</b>
1130	Maldives National University	28,509	36,758	38,596	38,982	39,372
1131	Faculty of Education	13,021	85,864	48,916	49,404	49,899
1132	Faculty of Health Sciences	13,980	13,595	14,275	14,417	14,562
1133	Faculty of Management & Computing	5,299	7,484	7,858	7,937	8,016
1134	Faculty of Engineering Technology	12,550	20,622	21,653	21,870	22,088
1135	Faculty of Hospitality and Tourism Studies	8,093	8,309	8,724	8,812	8,900
1136	Centre for Maritime Studies	1,106	2,792	2,932	2,961	2,991
1137	Centre for Open Learning	2,514	1,019	1,070	1,081	1,091
1139	Atoll Campuses	10,674	7,675	8,059	8,139	8,221
1140	Faculty of Arts	7,109	5,418	5,689	5,746	5,803
1266	National law Library	459	250	263	276	289
1484	Faculty of Islamic Studies	30,458	27,753	-	-	-
1138	Faculty of Shari'ah and Law	-	-	29,141	30,598	32,128
1523	School of Nursing	1,940	5,587	4,764	5,002	5,252
1524	Centre for Foundation Studies	10,028	2,500	2,625	2,756	2,894
1527	School of Medicine	1,626	14,226	14,937	15,684	16,468
<b>S26</b>	<b>Ministry of Foreign Affairs</b>	<b>1,790,058</b>	<b>22,680</b>	<b>14,204</b>	<b>14,499</b>	<b>14,804</b>
1147	Ministry of Foreign Affairs	1,784,007	17,901	10,396	10,500	10,605
1148	Embassy of the Republic of Maldives in Dhaka, Bangladesh	22	-	-	-	-
1149	Embassy of the Republic of Maldives in Colombo, Sri Lanka	365	-	-	-	-
1152	Embassy of the Republic of Maldives in New Delhi, India	5	-	-	-	-
1154	Embassy of the Republic of Maldives in Kuala Lumpur, Malaysia	5,419	3,627	3,808	3,999	4,199
1157	Embassy of the Republic of Maldives in Beijing, China.	15	68	-	-	-
1158	Embassy of the Republic of Maldives in Riyadh, Saudi Arabia	-	218	-	-	-
1274	Embassy of the Republic of Maldives in Abu Dhabi, United Arab Emirates	-	866	-	-	-
1519	Embassy of the Republic of Maldives in Berlin, Germany	78	-	-	-	-
1525	Embassy of the Republic of Maldives in Thailand	147	-	-	-	-



		2020	2021	2022	2023	2024
		Actual	Revised	Approved	Approved	Approved
<b>S27</b>	<b>Ministry of Health</b>	<b>34,220,482</b>	<b>29,593,502</b>	<b>45,123,782</b>	<b>45,466,890</b>	<b>45,813,495</b>
1163	Ministry of Health	7,230,155	11,543,513	15,925,402	15,975,729	16,026,562
1164	Health Protection Agency	4,696,169	3,232,263	3,481,392	3,516,205	3,551,366
1191	Maldives Food & Drug Authority	3,864,572	3,169,278	4,441,831	4,486,250	4,531,112
1507	Maldives Blood Service	1,295	579	608	638	670
1186	Dhamanaveshi	95,609	20,305	334,803	338,151	341,531
1192	National Drug Agency	13,607	51,145	39,893	40,291	40,694
1173	HA. Atoll Hospital	694,406	345,238	1,194,455	1,206,399	1,218,463
1174	SH. Atoll Hospital	1,132,840	505,887	962,133	971,753	981,471
1175	N. Atoll Hospital	866,678	232,464	1,677,106	1,693,880	1,710,815
1176	B. Atoll Hospital	2,771,034	491,902	4,161,409	4,203,023	4,245,053
1177	LH. Atoll Hospital	1,355,129	881,924	1,608,910	1,624,997	1,641,247
1497	K. Atoll Health Services	1,305,590	702,617	1,373,808	1,388,337	1,403,054
1178	AA. Atoll Hospital	863,963	1,041,848	1,215,177	1,227,327	1,239,602
1179	ADH. Atoll Hospital	1,782,021	4,171,884	1,858,743	1,877,327	1,896,102
1180	V. Atoll Hospital	1,842,608	99,759	278,845	281,633	284,451
1170	M. Regional Hospital	1,008,835	185,270	522,115	527,336	532,609
1181	F. Atoll Hospital	374,433	113,764	479,782	484,580	489,426
1182	DH. Atoll Hospital	635,745	438,275	2,460,635	2,485,238	2,510,091
1183	TH. Atoll Hospital	669,776	363,858	1,027,753	1,038,027	1,048,409
1184	GA. Atoll Hospital	1,718,263	1,387,162	1,418,182	1,432,362	1,446,688
1185	Gn. Atoll Hospital	1,297,754	614,567	660,800	667,407	674,079
<b>S42</b>	<b>Indira Gandhi Memorial Hospital</b>	<b>48,148,638</b>	<b>23,040,346</b>	<b>33,514,340</b>	<b>33,849,486</b>	<b>34,187,980</b>
1166	Indira Gandhi Memorial Hospital	47,986,421	22,995,300	33,183,957	33,515,798	33,850,956
1187	Villingili Hospital	162,217	45,046	330,383	333,688	337,024
<b>S62</b>	<b>Hulhumale Hospital</b>	<b>16,097,049</b>	<b>6,537,377</b>	<b>14,890,630</b>	<b>15,039,536</b>	<b>15,189,929</b>
1188	Hulhumale Hospital	16,097,049	6,537,377	14,890,630	15,039,536	15,189,929
<b>S58</b>	<b>Kulhudhuffushi Regional Hospital</b>	<b>1,981,561</b>	<b>576,250</b>	<b>1,775,271</b>	<b>1,793,023</b>	<b>1,810,953</b>
1167	Kulhudhuffushi Regional Hospital	1,981,561	576,250	1,775,271	1,793,023	1,810,953
<b>S63</b>	<b>Ungoofaaru Regional Hospital</b>	<b>4,079,944</b>	<b>447,578</b>	<b>3,662,806</b>	<b>3,699,431</b>	<b>3,736,427</b>
1168	Ungoofaaru Regional Hospital	4,079,944	447,578	3,662,806	3,699,431	3,736,427
<b>S61</b>	<b>Gan Regional Hospital</b>	<b>1,301,097</b>	<b>578,648</b>	<b>1,459,512</b>	<b>1,474,107</b>	<b>1,488,848</b>
1172	Gan Regional Hospital	1,301,097	578,648	1,459,512	1,474,107	1,488,848
<b>S64</b>	<b>Abdul Samad Memorial Hospital</b>	<b>1,552,676</b>	<b>9,216,395</b>	<b>1,417,231</b>	<b>1,431,403</b>	<b>1,445,717</b>
1171	Abdul Samad Memorial Hospital	1,552,676	9,216,395	1,417,231	1,431,403	1,445,717
<b>S59</b>	<b>Addu Equitorial Hospital</b>	<b>2,892,437</b>	<b>7,184,244</b>	<b>8,787,081</b>	<b>8,874,951</b>	<b>8,963,701</b>
1169	Addu Equitorial Hospital	2,892,437	7,184,244	8,787,081	8,874,951	8,963,701

		2020	2021	2022	2023	2024
		Actual	Revised	Approved	Approved	Approved
<b>S28</b>	<b>Ministry of Economic Development</b>	<b>9,991,567</b>	<b>192,268</b>	<b>196,155</b>	<b>198,281</b>	<b>200,436</b>
1202	Ministry of Economic Development	9,984,136	187,310	192,043	193,963	195,903
1511	Labour Relations Authority	612	1,229	196	206	216
1517	Invest Maldives	6,819	3,729	3,916	4,112	4,317
<b>S50</b>	<b>Ministry of Transport &amp; Civil Aviation</b>	<b>27,664,614</b>	<b>18,525,051</b>	<b>24,423,306</b>	<b>24,671,482</b>	<b>24,922,343</b>
1530	Ministry of Transport & Civil Aviation	27,928	65,020	68,271	71,685	75,269
1226	Regional Airports	2,215,074	942,898	-	-	-
1232	Transport Authority	25,421,612	17,517,133	24,355,035	24,599,797	24,847,074
<b>S29</b>	<b>Ministry of Tourism</b>	<b>288,995</b>	<b>49,237</b>	<b>26,650</b>	<b>26,916</b>	<b>27,186</b>
1204	Ministry of Tourism	288,995	49,237	26,650	26,916	27,186
<b>S30</b>	<b>Ministry of Youth, Sports and Community Empowerment</b>	<b>1,499,182</b>	<b>389,349</b>	<b>416,990</b>	<b>421,158</b>	<b>425,369</b>
1215	Ministry of Youth, Sports and Community Empowerment	1,499,182	389,349	416,990	421,158	425,369
<b>S52</b>	<b>Ministry of Youth, Sports and Community Empowerment</b>	<b>137,717</b>	<b>64,071</b>	<b>394,257</b>	<b>696,349</b>	<b>698,526</b>
1532	Ministry of Youth, Sports and Community Empowerment	58,855	20,671	21,705	22,790	23,929
1210	National Library	36,306	631	14,546	14,691	14,838
1211	National Centre for the Arts	26,429	19,889	320,883	621,092	621,303
1213	National Bureau of Classification	4,524	9,879	10,373	10,477	10,581
1269	Dhivehi Bahuge Academy	1,429	1,130	16,187	16,246	16,308
1271	Department of Heritage	8,858	5,134	3,489	3,625	3,768
1506	National Archives	1,316	6,737	7,074	7,428	7,799
<b>S31</b>	<b>Ministry of National Planning and Infrastructure</b>	<b>7,938,091</b>	<b>6,249,100</b>	<b>5,692,387</b>	<b>5,935,870</b>	<b>6,195,038</b>
1224	Ministry of National Planning and Infrastructure	4,574,711	1,880,223	1,336,219	1,349,581	1,363,077
1011	National Bureau of Statistics	50,809	135,980	7,434	7,806	8,196
1026	Department of National Registrations	3,252,490	3,996,977	4,196,826	4,406,667	4,627,001
1483	Maldives Land and Survey Authority	60,081	235,920	151,908	171,816	196,764
<b>S49</b>	<b>Ministry of Housing and Urban Development</b>	<b>16,376</b>	<b>-</b>	<b>-</b>	<b>-</b>	<b>-</b>
1529	Ministry of Housing and Urban Development	16,376	-	-	-	-
<b>S51</b>	<b>Ministry of Communication, Science and Technology</b>	<b>33,627</b>	<b>2,894</b>	<b>-</b>	<b>-</b>	<b>-</b>
1531	Ministry of Communication, Science and Technology	33,627	2,894	-	-	-
<b>S32</b>	<b>Ministry of Fisheries, Marine Resources and Agriculture</b>	<b>3,335,698</b>	<b>2,972,633</b>	<b>2,047,917</b>	<b>2,157,074</b>	<b>2,275,968</b>
1233	Ministry of Fisheries, Marine Resources and Agriculture	3,335,698	2,972,633	2,047,917	2,157,074	2,275,968
<b>S33</b>	<b>Ministry of Islamic Affairs</b>	<b>525,738</b>	<b>119,705</b>	<b>335,800</b>	<b>339,279</b>	<b>343,104</b>
1240	Ministry of Islamic Affairs	523,431	118,655	334,697	338,121	341,888
1241	Center for the Holy Quran	2,307	1,050	1,103	1,158	1,216
<b>S34</b>	<b>Ministry of Environment</b>	<b>196,667,018</b>	<b>218,478,367</b>	<b>235,367,927</b>	<b>251,858,704</b>	<b>269,917,311</b>
1229	Ministry of Environment	2,525,163	2,229,769	42,568	43,116	43,674
1228	Maldives Meteorological Service	881	188	197	199	201
1230	Utilit Regulatory Authority	2,056	1,742,456	2,177,379	2,199,153	2,221,145

		2020	2021	2022	2023	2024
		Actual	Revised	Approved	Approved	Approved
1231	Environmental Protection Agency	5,500,178	3,663,374	2,810,078	2,838,178	2,866,560
1238	National Centre For Information Technology	103,201	23,725	24,911	26,157	27,465
1239	Communications Authority of Maldives	188,535,539	210,818,855	230,312,794	246,751,901	264,758,266
<b>S36</b>	<b>Ministry Of Gender, Family and Social Services</b>	<b>307,102</b>	<b>414,964</b>	<b>129,830</b>	<b>133,597</b>	<b>137,526</b>
1510	Ministry Of Gender, Family and Social Services	93,993	136,031	22,110	23,215	24,376
1194	Khaassa Eheeah Beynunvaa Meehun thibey Marukaz	29,049	44,737	46,974	47,444	47,918
1196	Family & Children Service Centre	121,395	147,377	8,801	8,889	8,978
1197	Kudakudhinge Hiya	1,838	35,432	12,329	12,452	12,577
1516	Fiyavathi	44,719	26,165	13,217	13,878	14,572
1539	Family & Children Service Centre	16,108	25,222	26,399	27,719	29,105
<b>S41</b>	<b>National Social Protection Agency</b>	<b>371,956</b>	<b>606,563</b>	<b>5,937</b>	<b>6,234</b>	<b>6,545</b>
1250	National Social Protection Agency	371,956	606,563	5,937	6,234	6,545

## 5.3 TRUST FUND REVENUE

IN MVR

	2020	2021	2022	2023	2024
	Actuals	Revised	Estimated	Estimated	Estimated
<b>Total</b>	<b>512,460,289</b>	<b>870,385,005</b>	<b>948,259,796</b>	<b>1,077,920,538</b>	<b>1,161,547,717</b>
<b>1243 Auditor General's Office</b>	<b>-</b>	<b>45,000</b>	<b>-</b>	<b>-</b>	<b>-</b>
1243 Auditor General's Office Trust Fund	-	45,000	-	-	-
<b>1265 MOF / Special Budget</b>	<b>3,420,288</b>	<b>4,435,863</b>	<b>49,971</b>	<b>52,469</b>	<b>55,093</b>
Civil Aviation Trust Fund	3,420,288	4,435,863	49,971	52,469	55,093
<b>1008 Maldives Customs Service</b>	<b>348,000</b>	<b>21,000</b>	<b>-</b>	<b>-</b>	<b>-</b>
Customs Training Fund	348,000	21,000	-	-	-
<b>1058 Ministry of Education</b>	<b>19,981,281</b>	<b>15,268,078</b>	<b>20,525,300</b>	<b>21,501,728</b>	<b>22,521,662</b>
Education Fund	19,981,281	15,268,078	20,525,300	21,501,728	22,521,662
<b>1065 Majeediyya School</b>	<b>12,500</b>	<b>128,892</b>	<b>-</b>	<b>-</b>	<b>-</b>
School Trust Fund	12,500	128,892	-	-	-
<b>1066 Dharumavantha school</b>	<b>15,000</b>	<b>32,382</b>	<b>38,408</b>	<b>38,408</b>	<b>38,408</b>
School Trust Fund	15,000	32,382	38,408	38,408	38,408
<b>1067 Aminiyya School</b>	<b>19,383</b>	<b>93,565</b>	<b>75,954</b>	<b>54,576</b>	<b>71,102</b>
School Trust Fund	19,383	93,565	75,954	54,576	71,102
<b>1261 Hiriya School</b>	<b>10,000</b>	<b>35,466</b>	<b>35,435</b>	<b>35,435</b>	<b>35,435</b>
School Trust Fund	10,000	35,466	35,435	35,435	35,435
<b>1068 Iskandaru School</b>	<b>92,058</b>	<b>42,775</b>	<b>67,417</b>	<b>67,417</b>	<b>59,203</b>
School Trust Fund	92,058	42,775	67,417	67,417	59,203
<b>1069 Centre for Higher Secondary Education</b>	<b>17,500</b>	<b>-</b>	<b>-</b>	<b>-</b>	<b>-</b>
School Trust Fund	17,500	-	-	-	-
<b>1070 Al- Madrasathul Arabiyyathul Islamiyya</b>	<b>68,500</b>	<b>-</b>	<b>-</b>	<b>-</b>	<b>-</b>
School Trust Fund	68,500	-	-	-	-
<b>1071 Jamaaludeen School</b>	<b>20,000</b>	<b>42,775</b>	<b>80,483</b>	<b>47,753</b>	<b>57,004</b>
School Trust Fund	20,000	42,775	80,483	47,753	57,004
<b>1072 Thaajudeen School</b>	<b>2,000</b>	<b>38,951</b>	<b>38,951</b>	<b>26,634</b>	<b>34,845</b>
School Trust Fund	2,000	38,951	38,951	26,634	34,845
<b>1073 Kalaafaanu School</b>	<b>223,758</b>	<b>35,435</b>	<b>27,718</b>	<b>27,718</b>	<b>30,290</b>
School Trust Fund	223,758	35,435	27,718	27,718	30,290
<b>1075 Muhiyudeen School</b>	<b>40,552</b>	<b>346,473</b>	<b>282,510</b>	<b>282,510</b>	<b>282,510</b>
School Trust Fund	40,552	346,473	282,510	282,510	282,510

	2020	2021	2022	2023	2024
	Actuals	Revised	Estimated	Estimated	Estimated
<b>1076 Imaadudeen School</b>	<b>109,515</b>	<b>35,435</b>	<b>25,418</b>	<b>25,418</b>	<b>28,757</b>
School Trust Fund	109,515	35,435	25,418	25,418	28,757
<b>1077 Ghaazee school</b>	<b>194,385</b>	<b>100,146</b>	<b>30,500</b>	<b>30,500</b>	<b>30,500</b>
School Trust Fund	194,385	100,146	30,500	30,500	30,500
<b>1514 Rehendhi School</b>	<b>127,755</b>	<b>59,651</b>	<b>20,653</b>	<b>20,859</b>	<b>21,068</b>
School Trust Fund	127,755	59,651	20,653	20,859	21,068
<b>1526 Huravee School</b>	<b>130,172</b>	<b>35,435</b>	-	-	-
School Trust Fund	130,172	35,435	-	-	-
<b>1129 Ministry of Higher Education</b>	-	<b>922,500</b>	<b>30,000</b>	<b>30,300</b>	<b>30,603</b>
Higher Eductaion Trust Fund	-	922,500	30,000	30,300	30,603
<b>1263 Maldives Polytechnic</b>	<b>90,000</b>	<b>75,000</b>	<b>75,000</b>	<b>75,000</b>	<b>75,000</b>
MIVET Trust Fund	90,000	75,000	75,000	75,000	75,000
<b>1141 Maldives Islamic University</b>	<b>8,771,932</b>	<b>6,408,383</b>	<b>6,621,107</b>	<b>6,687,319</b>	<b>6,754,191</b>
IUM Trust Fund	8,771,932	6,408,383	6,621,107	6,687,319	6,754,191
<b>1163 Ministry of Health</b>	<b>508,100</b>	<b>521,624</b>	<b>514,862</b>	<b>520,011</b>	<b>525,211</b>
Health Trust Fund	508,100	521,624	514,862	520,011	525,211
<b>1192 National Drug Agency</b>	<b>116,850</b>	<b>115,000</b>	<b>60,000</b>	<b>60,600</b>	<b>61,206</b>
Drug Control Trust Fund	116,850	115,000	60,000	60,600	61,206
<b>1204 Ministry of Tourism</b>	<b>21,566,315</b>	<b>3,717,195</b>	<b>5,947,512</b>	<b>6,006,987</b>	<b>6,067,057</b>
Tourism Promotion Trust Fund	21,566,315	3,717,195	5,947,512	6,006,987	6,067,057
<b>1271 Department of Heritage</b>	<b>224,027</b>	<b>80,470</b>	<b>745,381</b>	<b>760,257</b>	<b>776,395</b>
Heritage Trust Fund	224,027	80,470	745,381	760,257	776,395
<b>1269 Dhivehi Bahuge Academy</b>	<b>31,843</b>	<b>34,947</b>	<b>35,848</b>	<b>36,840</b>	<b>37,930</b>
MIVET Trust Fund	31,843	34,947	35,848	36,840	37,930
<b>1211 National Centre for the Arts</b>	<b>172,010</b>	<b>15,400</b>	<b>18,480</b>	<b>18,665</b>	<b>18,851</b>
Arts Development Fund	172,010	15,400	18,480	18,665	18,851
<b>1224 Ministry of National Planning-Housing and Infrastructure</b>	<b>449</b>	<b>20,310</b>	-	-	-
Maldives Green Fund	449	20,310	-	-	-
<b>1233 Ministry of Fisheries, Marine Resources and Agriculture</b>	<b>1,014,333</b>	<b>926,800</b>	<b>1,222,129</b>	<b>1,236,949</b>	<b>1,252,049</b>
Agriculture Trust Fund	744,333	726,800	992,129	1,004,649	1,017,426
Fisheries Trust Fund	270,000	200,000	230,000	232,300	234,623
<b>1240 Ministry of Islamic Affairs</b>	<b>78,946,517</b>	<b>63,999,471</b>	<b>66,051,035</b>	<b>72,133,411</b>	<b>78,816,041</b>
Dheeneekanthah Kurieruvumah Trust Fund	1,731,299	1,613,840	961,943	966,721	973,091
Miskithaabehey Vaqf Fund	4,832,891	5,976,617	3,175,891	3,175,891	3,175,891
Zakat Fund	72,382,327	56,409,014	61,913,201	67,990,799	74,667,059
<b>1229 Ministry of Environment</b>	<b>355,605,891</b>	<b>755,282,629</b>	<b>824,978,706</b>	<b>947,282,373</b>	<b>1,022,775,698</b>
B.Atoll Consrvation Fund	3,212,337	222,156	1,052,975	1,063,504	1,074,139

	2020	2021	2022	2023	2024
	Actuals	Revised	Estimated	Estimated	Estimated
Conservation Fund	619,314	166,665	176,783	178,551	180,336
Maldives Green Fund	351,774,240	754,893,808	823,748,948	946,040,318	1,021,521,223
<b>1239 Communications Authority of Maldives</b>	<b>17,154,004</b>	<b>15,762,864</b>	<b>17,866,682</b>	<b>18,045,349</b>	<b>18,225,803</b>
ICT Trust Fund	17,154,004	15,762,864	17,866,682	18,045,349	18,225,803
<b>1510 Ministry Of Gender, Family and Social Services</b>	<b>3,425,371</b>	<b>1,463,806</b>	<b>2,794,336</b>	<b>2,815,052</b>	<b>2,865,805</b>
Kudakudhina Khaasa Eheege Trust Fund	3,425,371	1,463,806	2,794,336	2,815,052	2,865,805
<b>1250 National Social Protection Agency</b>	<b>-</b>	<b>241,284</b>	<b>-</b>	<b>-</b>	<b>-</b>
Covid Response Fund		241,284	-	-	-

## 5.4 GRANT REVENUES BY OFFICE

IN MVR

		2020	2021	2022	2023	2024
		Actuals	Revised	Estimated	Estimated	Estimated
<b>Total</b>		<b>972,465,332</b>	<b>1,153,757,007</b>	<b>2,911,801,520</b>	<b>4,460,289,191</b>	<b>2,117,179,551</b>
<b>S02</b>	<b>People's Majlis</b>	<b>8,234</b>	<b>-</b>	<b>-</b>	<b>-</b>	<b>-</b>
1242	People's Majlis	8,234	-	-	-	-
<b>S04</b>	<b>Department of Judicial Administration</b>	<b>384,481</b>	<b>-</b>	<b>-</b>	<b>-</b>	<b>-</b>
1264	Department of Judicial Administration	384,481	-	-	-	-
<b>S06</b>	<b>Civil Service Commission</b>	<b>274,188</b>	<b>-</b>	<b>-</b>	<b>-</b>	<b>-</b>
1256	Civil Service Commission	274,188	-	-	-	-
<b>S07</b>	<b>Human Rights Commission</b>	<b>-</b>	<b>22,033</b>	<b>-</b>	<b>-</b>	<b>-</b>
1246	Human Rights Commission	-	22,033	-	-	-
<b>S09</b>	<b>Auditor General's Office</b>	<b>-</b>	<b>920,400</b>	<b>-</b>	<b>-</b>	<b>-</b>
1243	Auditor General's Office	-	920,400	-	-	-
<b>S12</b>	<b>Employment Tribunal</b>	<b>85,850</b>	<b>-</b>	<b>-</b>	<b>-</b>	<b>-</b>
1222	Employment Tribunal	85,850	-	-	-	-
<b>S13</b>	<b>Maldives Media Council</b>	<b>-</b>	<b>4,500</b>	<b>-</b>	<b>-</b>	<b>-</b>
1270	Maldives Media Council	-	4,500	-	-	-
<b>S16</b>	<b>Local Government Authority</b>	<b>2,092,298</b>	<b>328,794</b>	<b>108,000</b>	<b>-</b>	<b>-</b>
1276	Local Government Authority	2,092,298	328,794	108,000	-	-
<b>S17</b>	<b>Information Commissioner's Office</b>	<b>500</b>	<b>-</b>	<b>-</b>	<b>-</b>	<b>-</b>
1512	Information Commissioner's Office	500	-	-	-	-
<b>S57</b>	<b>Children's Ombudsperson's Office</b>	<b>-</b>	<b>8,430</b>	<b>-</b>	<b>-</b>	<b>-</b>
1540	Children's Ombudsperson's Office	-	8,430	-	-	-
<b>S20</b>	<b>Ministry of Finance</b>	<b>165,365</b>	<b>2,047,230</b>	<b>-</b>	<b>-</b>	<b>-</b>
1272	Ministry of Finance	165,365	2,047,230	-	-	-
<b>S37</b>	<b>Special Budget</b>	<b>588,193,085</b>	<b>539,700,000</b>	<b>2,313,000,000</b>	<b>3,855,000,000</b>	<b>1,542,000,000</b>
1265	Special Budget	588,193,085	539,700,000	2,313,000,000	3,855,000,000	1,542,000,000
<b>S21</b>	<b>Ministry of Defence</b>	<b>20,000</b>	<b>-</b>	<b>-</b>	<b>-</b>	<b>-</b>
1012	Ministry of Defence	20,000	-	-	-	-
<b>S55</b>	<b>Aviation Security Command</b>	<b>97,986</b>	<b>387,941</b>	<b>-</b>	<b>-</b>	<b>-</b>
1498	Aviation Security Command	97,986	387,941	-	-	-
<b>S45</b>	<b>Maldives National Defense Force</b>	<b>16,455,784</b>	<b>19,691,921</b>	<b>16,635,632</b>	<b>3,398,235</b>	<b>-</b>
1013	Maldives National Defense Force	16,455,784	19,691,921	16,635,632	3,398,235	-
<b>S53</b>	<b>National Disaster Management Authority</b>	<b>52,530</b>	<b>-</b>	<b>-</b>	<b>-</b>	<b>-</b>
1014	National Disaster Management Authority	52,530	-	-	-	-

		2020	2021	2022	2023	2024
		Actuals	Revised	Estimated	Estimated	Estimated
<b>S39</b>	<b>Maldives Police Services</b>	<b>4,079,167</b>	<b>3,272,079</b>	<b>1,000,000</b>	<b>1,000,000</b>	<b>1,000,000</b>
1027	Maldives Police Services	4,079,167	3,272,079	1,000,000	1,000,000	1,000,000
<b>S46</b>	<b>Maldives Correctional Services</b>	<b>-</b>	<b>12</b>	<b>-</b>	<b>-</b>	<b>-</b>
1025	Maldives Correctional Services	-	12	-	-	-
<b>S40</b>	<b>Maldives Customs Service</b>	<b>92,880</b>	<b>-</b>	<b>-</b>	<b>-</b>	<b>-</b>
1008	Maldives Customs Service	92,880	-	-	-	-
<b>S23</b>	<b>Ministry of Education</b>	<b>3,820,658</b>	<b>7,240,774</b>	<b>2,253,947</b>	<b>2,353,947</b>	<b>2,453,947</b>
1058	Ministry of Education	3,425,193	5,912,842	1,753,947	1,753,947	1,753,947
1500	National Institute of Education	1,655,898	480,432	500,000	600,000	700,000
1533	Department of Inclusive Education	(1,535,433)	847,500	-	-	-
1261	Hiriya School	135,000	-	-	-	-
1084	B.Atoll Education Centre	140,000	-	-	-	-
<b>S48</b>	<b>Ministry of Higher Education</b>	<b>7,399,437</b>	<b>13,371,572</b>	<b>7,694,166</b>	<b>7,556,166</b>	<b>7,468,166</b>
1129	Ministry of Higher Education	7,399,437	13,371,572	7,694,166	7,556,166	7,468,166
<b>S26</b>	<b>Ministry of Foreign Affairs</b>	<b>3,000,000</b>	<b>-</b>	<b>-</b>	<b>-</b>	<b>-</b>
1147	Ministry of Foreign Affairs	3,000,000	-	-	-	-
<b>S27</b>	<b>Ministry of Health</b>	<b>424,842</b>	<b>25,481,110</b>	<b>750,000</b>	<b>800,000</b>	<b>850,000</b>
1163	Ministry of Health	213,217	25,234,305	250,000	300,000	350,000
1164	Health Protection Agency	211,625	246,805	500,000	500,000	500,000
<b>S42</b>	<b>Indira Gandhi Memorial Hospital</b>	<b>1,509,805</b>	<b>-</b>	<b>-</b>	<b>-</b>	<b>-</b>
1166	Indira Gandhi Memorial Hospital	1,509,805	-	-	-	-
<b>S28</b>	<b>Ministry of Economic Development</b>	<b>165,313,802</b>	<b>256,497,944</b>	<b>10,000,000</b>	<b>10,000,000</b>	<b>10,000,000</b>
1202	Ministry of Economic Development	165,313,802	256,497,944	10,000,000	10,000,000	10,000,000
<b>S50</b>	<b>Ministry of Transport and Civil Aviation</b>	<b>-</b>	<b>719,711</b>	<b>-</b>	<b>-</b>	<b>-</b>
1530	Ministry of Transport and Civil Aviation	-	719,711	-	-	-
<b>S29</b>	<b>Ministry of Tourism</b>	<b>5,748,050</b>	<b>-</b>	<b>14,591,955</b>	<b>-</b>	<b>-</b>
1204	Ministry of Tourism	5,748,050	-	14,591,955	-	-
<b>S30</b>	<b>Ministry of Youth, Sports &amp; Community Empowerment</b>	<b>198,000</b>	<b>120,000</b>	<b>-</b>	<b>-</b>	<b>-</b>
1215	Ministry of Youth, Sports & Community Empowerment	198,000	120,000	-	-	-
<b>S52</b>	<b>Ministry of Arts, Culture and Heritage</b>	<b>-</b>	<b>55,650</b>	<b>-</b>	<b>-</b>	<b>-</b>
1271	Department of Heritage	-	55,650	-	-	-
<b>S31</b>	<b>Ministry of National Planning, Housing and Infrastructure</b>	<b>9,699,047</b>	<b>81,369,952</b>	<b>155,909,557</b>	<b>218,293,974</b>	<b>200,000,000</b>
1224	Ministry of National Planning, Housing and Infrastructure	9,116,508	81,369,952	155,909,557	218,293,974	200,000,000
1011	Maldives Bureau of Statistics	582,539	-	-	-	-
<b>S32</b>	<b>Ministry of Fisheries, Marine Resources and Agriculture</b>	<b>55,713,543</b>	<b>61,084,591</b>	<b>24,838,353</b>	<b>7,382,180</b>	<b>1,570,879</b>
1233	Ministry of Fisheries, Marine Resources and Agriculture	55,713,543	61,084,591	24,838,353	7,382,180	1,570,879
<b>S33</b>	<b>Ministry of Islamic Affairs</b>	<b>10,000,000</b>	<b>4,347,608</b>	<b>1,420,250</b>	<b>-</b>	<b>-</b>



		2020	2021	2022	2023	2024
		Actuals	Revised	Estimated	Estimated	Estimated
1240	Ministry of Islamic Affairs	-	4,347,608	1,420,250	-	-
1241	Center for the Holy Quran	10,000,000	-	-	-	-
<b>S34</b>	<b>Ministry of Environment, Climate Change and Technology</b>	<b>93,570,613</b>	<b>130,455,883</b>	<b>362,330,059</b>	<b>353,235,088</b>	<b>350,566,958</b>
1229	Ministry of Environment	93,174,161	130,445,613	361,830,059	352,735,088	350,066,958
1231	Environmental Protection Agency	-	10,270	500,000	500,000	500,000
1238	National Centre for Information Technology	396,452	-	-	-	-
<b>S36</b>	<b>Ministry Of Gender, Family and Social Services</b>	<b>4,065,187</b>	<b>1,212,461</b>	<b>1,269,601</b>	<b>1,269,601</b>	<b>1,269,601</b>
1510	Ministry Of Gender, Family and Social Services	4,065,187	1,212,461	1,269,601	1,269,601	1,269,601
<b>S43</b>	<b>Councils</b>	<b>-</b>	<b>5,416,411</b>	<b>-</b>	<b>-</b>	<b>-</b>
1277	Addu City Council	-	4,776,312	-	-	-
1285	HA. Hoarafushee Council	-	640,099	-	-	-

## 5.5 GRANT DONORS

IN MVR

	2020	2021	2022	2023	2024
	Actuals	Revised	Estimated	Estimated	Estimated
<b>Total</b>	<b>972,465,332</b>	<b>1,153,757,007</b>	<b>2,911,801,520</b>	<b>4,460,289,191</b>	<b>2,117,179,551</b>
<b>Bilateral</b>	<b>222,268,061</b>	<b>645,552,067</b>	<b>2,482,930,448</b>	<b>4,104,977,906</b>	<b>1,762,229,477</b>
India	22,020,198	75,024,868	120,432,365	2,502,348,210	200,000,000
Netherlands	-	6,207,298	23,142,632	35,943,999	-
America	-	1,472,527	-	-	-
South Korea	-	-	34,397	34,397	34,397
Canada	1,142,930	233,301	-	-	-
Abu Dhabi	187,669,004	547,701,237	1,561,067	-	-
Italy	3,331,176	4,973,415	6,072,000	-	-
Australia	90,207	-	-	-	-
Saudi Arabia	-	5,268,008	1,420,250	-	-
Denmark	-	-	2,315	2,315	2,315
Pakistan	274,188	5,120	-	-	-
Japan	2,849,225	4,666,293	17,265,422	24,648,985	20,192,765
Government Sectors	4,891,133	-	-	-	-
To be Obtained from Various Sources	-	-	2,313,000,000	1,542,000,000	1,542,000,000
<b>Multilateral</b>	<b>750,197,271</b>	<b>508,204,940</b>	<b>428,871,072</b>	<b>355,311,285</b>	<b>354,950,074</b>
ADB	407,231,630	78,026,287	229,604,564	207,269,059	188,637,170
IDB	3,471,700	-	-	-	-
Private	12,326,203	647,919	-	-	-
IFAD	2,770,580	1,419,506	6,620,416	3,582,180	1,370,879
NGO	351,149	407,817	697,101	697,101	697,101
Interpol	329,491	-	-	-	-
FAO	16,557	211,127	200,000	200,000	200,000
LBO	1,600,000	-	93,562	93,562	819,489
Asia Pacific Forum	-	22,033	-	-	-
OFID	2,852,416	-	-	-	-
OECD	61,080	-	-	-	-
World Bank	271,675,668	394,801,364	142,761,154	90,858,705	115,625,299

	2020	2021	2022	2023	2024
	Actuals	Revised	Estimated	Estimated	Estimated
SAARC	788,716	151,542	-	-	-
WHO	104,475	290,000	250,000	300,000	350,000
UNICEF	8,285,063	6,565,815	4,633,426	4,625,426	4,725,426
UNIDO	869,838	23,025	658,791	658,791	658,791
UNITAR	15,895	-	308,245	308,245	308,245
UNESCAP	46,110	-	108,113	108,113	108,113
UNESCO	143,523	218,900	108,052	108,052	108,052
UNOPS	74,041	-	-	-	-
UNEP	18,605,819	9,403,160	16,594,979	16,094,979	14,404,594
UNFCCC	15,848,889	13,341,142	2,341,179	32,019	32,019
UNDP	1,434,644	15,660	2,599,967	2,099,967	2,736,030
European Union	451,013	-	595,922	595,922	595,922
GEF	842,771	2,659,643	3,430,179	3,030,179	3,380,179
GCF	-	-	17,265,422	24,648,985	20,192,765

## 5.6 LOAN DONORS

IN MVR

	2020 Actuals	2021 Revised	2022 Estimated	2023 Estimated	2024 Estimated
<b>Total</b>	<b>15,136,860,317</b>	<b>17,897,493,104</b>	<b>11,330,422,728</b>	<b>12,547,358,150</b>	<b>13,064,829,129</b>
<b>Bilateral</b>	<b>891,310,962</b>	<b>523,976,529</b>	<b>1,599,307,529</b>	<b>2,019,202,395</b>	<b>1,666,305,392</b>
Abu Dhabi	440,912,587	160,033,750	169,087,188	148,443,879	60,075,031
Saudi Arabia	318,350,430	286,542,779	307,315,291	259,354,851	344,583,500
Kuwait	132,047,945	77,400,000	300,686,250	768,812,465	401,706,061
To be Obtained from Various Sources	-	-	822,218,800	842,591,200	859,940,800
<b>Multilateral</b>	<b>14,245,549,355</b>	<b>17,373,516,575</b>	<b>9,731,115,199</b>	<b>10,528,155,755</b>	<b>11,398,523,737</b>
ADB	2,069,284	14,632,945	58,871,100	49,055,536	84,473,700
EIB	-	20,300,000	104,184,055	45,029,359	100,000,000
IDB	136,857,215	115,565,971	121,475,819	18,558,398	19,472,500
IFAD	306,580,810	3,665,931	7,333,714	2,997,107	7,640,000
World Bank	185,372,549	79,800,000	108,394,076	101,810,260	114,655,900
OFID	210,416,577	233,691,223	233,087,913	195,942,831	319,777,500
JICA	728,671,860	-	-	-	-
IMF	443,867,703	-	-	-	-
AIIB	16,317,110	29,600,000	118,299,575	138,351,036	233,447,900
ING Bank	-	-	15,000,000	20,848,904	58,417,600
India Exim Bank	1,626,890	981,954,784	1,252,684,040	1,129,313,318	1,779,831,143
Clean Technology Fund	-	81,448,053	-	50,000,000	100,000,000
Deutsche Bank	-	-	37,305,494	42,564,980	58,000,000
CDP	-	-	490,600	75,000,000	150,000,000
Commercial Banks	206,524,780	-	-	-	-
Bonds Sold to Foreigners	127,755,339	7,710,000,000	3,855,000,000	3,084,000,000	3,084,000,000
Domestic Sources	11,879,489,238	8,102,857,668	3,818,988,813	5,574,684,026	5,288,807,494



# **Government Expenditure**

## 5.1 ECONOMIC CLASSIFICATION OF GOVERNMENT BUDGET

IN MVR

		2020		2021		2022		2023		2024	
		Actuals		Revised		Estimated		Estimated		Estimated	
		MVR	%	MVR	%	MVR	%	MVR	%	MVR	%
RECURRENT EXPENDITURE		20,307.4	67.3	24,295.1	65.4	24,823.3	67.1	25,813.6	62.8	26,513.2	66.1
CAPITAL EXPENDITURE		9,849.1	32.7	12,872.6	34.6	12,176.0	32.9	15,280.8	37.2	13,595.1	33.9
<b>TOTAL BUDGET</b>		<b>30,156.5</b>	<b>100.0</b>	<b>37,167.7</b>	<b>100.0</b>	<b>36,999.3</b>	<b>100.0</b>	<b>41,094.4</b>	<b>100.0</b>	<b>40,108.3</b>	<b>100.0</b>
<b>RECURRENT EXPENDITURE</b>		<b>20,307.4</b>	<b>67.3</b>	<b>24,295.1</b>	<b>65.4</b>	<b>24,823.3</b>	<b>67.1</b>	<b>25,813.6</b>	<b>62.8</b>	<b>26,513.2</b>	<b>66.1</b>
210	Personal Emoluments	8,205.8	27.2	8,639.5	23.2	9,766.5	26.4	10,037.4	24.4	10,280.5	25.6
213	Pensions, Retirement Benefits and Gratuities	1,563.1	5.2	1,643.8	4.4	1,664.5	4.5	1,706.5	4.2	1,749.8	4.4
221	Travel Expenses	140.7	0.5	202.9	0.5	203.0	0.5	208.8	0.5	213.8	0.5
222	Supplies and Requisites	640.9	2.1	733.2	2.0	693.9	1.9	725.7	1.8	744.1	1.9
223	Operational Services	1,620.3	5.4	2,434.1	6.5	2,330.0	6.3	2,351.9	5.7	2,333.1	5.8
224	Supplies and Requisites for Service Provision	1,124.5	3.7	1,632.8	4.4	1,260.4	3.4	1,113.6	2.7	1,100.4	2.7
225	Training	459.1	1.5	521.5	1.4	690.1	1.9	665.3	1.6	669.3	1.7
226	Repairs and Maintenance	215.1	0.7	382.0	1.0	348.4	0.9	354.3	0.9	364.8	0.9
227	Interest Payments	1,603.9	5.3	2,687.0	7.2	2,915.2	7.9	3,307.1	8.0	3,600.9	9.0
228	Grants, Contributions and Subsidies	4,547.9	15.1	5,194.5	14.0	4,846.9	13.1	5,238.7	12.7	5,351.9	13.3
281	Payments against losses and right-offs	186.2	0.6	223.8	0.6	104.2	0.3	104.3	0.3	104.5	0.3
<b>CAPITAL EXPENDITURE</b>		<b>9,849.1</b>	<b>32.7</b>	<b>12,872.6</b>	<b>34.6</b>	<b>12,176.0</b>	<b>32.9</b>	<b>15,280.8</b>	<b>37.2</b>	<b>13,595.1</b>	<b>33.9</b>
291	Development Projects	27.2	0.1	0.2	0.0	22.5	0.1	28.3	0.1	19.2	0.0
292	Budget Contingency	-	-	-	-	1,300.0	3.5	1,000.0	2.4	1,000.0	2.5
421	Land and Buildings	2,126.8	7.1	1,157.8	3.1	1,833.3	5.0	2,953.4	7.2	2,509.0	6.3
422	Infrastructure Assets	2,664.4	8.8	4,071.4	11.0	4,497.1	12.2	4,806.0	11.7	6,293.7	15.7
423	Capital Equipment	417.4	1.4	632.8	1.7	656.9	1.8	566.0	1.4	563.6	1.4
440	Investment Outlays	2,410.2	8.0	2,383.1	6.4	904.4	2.4	886.2	2.2	660.8	1.6
720	Debt Amortization	1,193.1	4.0	4,419.4	11.9	2,861.7	7.7	4,940.9	12.0	2,498.8	6.2
730	Loan Outlays	1,010.0	3.3	207.8	0.6	100.0	0.3	100.0	0.2	50.0	0.1
<b>210</b>	<b>Personal Emoluments</b>	<b>8,205.8</b>	<b>27.2</b>	<b>8,639.5</b>	<b>23.2</b>	<b>9,766.5</b>	<b>26.4</b>	<b>10,037.4</b>	<b>24.4</b>	<b>10,280.5</b>	<b>25.6</b>
211	Salaries and Wages	4,378.0	14.5	4,611.3	12.4	5,443.9	14.7	5,707.4	13.9	5,953.7	14.8
212	Allowances	3,827.8	12.7	4,028.2	10.8	4,322.6	11.7	4,330.0	10.5	4,326.8	10.8
<b>211</b>	<b>Salaries and Wages</b>	<b>4,378.0</b>	<b>14.5</b>	<b>4,611.3</b>	<b>12.4</b>	<b>5,443.9</b>	<b>14.7</b>	<b>5,707.4</b>	<b>13.9</b>	<b>5,953.7</b>	<b>14.8</b>
211001	Salaries and Wages	3,881.1	12.9	4,027.0	10.8	4,850.3	13.1	5,108.6	12.4	5,356.0	13.4
211002	Overtime Pay	497.0	1.6	584.4	1.6	593.6	1.6	598.8	1.5	597.7	1.5

		2020		2021		2022		2023		2024	
		Actuals		Revised		Estimated		Estimated		Estimated	
		MVR	%	MVR	%	MVR	%	MVR	%	MVR	%
<b>212</b>	<b>Allowances</b>	<b>3,827.8</b>	<b>12.7</b>	<b>4,028.2</b>	<b>10.8</b>	<b>4,322.6</b>	<b>11.7</b>	<b>4,330.0</b>	<b>10.5</b>	<b>4,326.8</b>	<b>10.8</b>
212002	Higher Education Allowance	36.8	0.1	41.9	0.1	45.8	0.1	45.8	0.1	45.8	0.1
212003	Technical Allowance	176.9	0.6	201.0	0.5	211.3	0.6	212.9	0.5	212.9	0.5
212004	Long-Term Allowance	103.3	0.3	114.0	0.3	123.1	0.3	123.1	0.3	123.1	0.3
212005	Ramazan Allowance	121.2	0.4	121.7	0.3	128.6	0.3	129.0	0.3	129.0	0.3
212006	Medical Allowance	0.0	0.0	0.1	0.0	1.4	0.0	1.4	0.0	1.4	0.0
212008	Salary Increment	0.9	0.0	0.6	0.0	0.4	0.0	0.4	0.0	0.4	0.0
212009	Special Allowance for The Post	82.2	0.3	83.7	0.2	102.6	0.3	102.6	0.2	102.6	0.3
212010	Food Allowance	166.7	0.6	169.5	0.5	180.0	0.5	180.2	0.4	180.2	0.4
212011	Committee Allowance	30.0	0.1	35.0	0.1	35.6	0.1	35.6	0.1	35.6	0.1
212012	Allowance for local non-residents	108.1	0.4	118.1	0.3	124.3	0.3	124.6	0.3	124.6	0.3
212013	Commuting Allowance for Local Non-Residents	18.1	0.1	19.9	0.1	31.9	0.1	31.9	0.1	31.9	0.1
212014	Dependants' Allowance	441.7	1.5	455.0	1.2	512.2	1.4	512.2	1.2	512.2	1.3
212015	Holiday Allowance	60.1	0.2	51.9	0.1	69.1	0.2	69.1	0.2	69.1	0.2
212016	Allowance for Work Other Than Assigned	91.6	0.3	107.4	0.3	22.7	0.1	14.2	0.0	12.1	0.0
212017	Annual Leave Cancellation Allowance	11.9	0.0	25.0	0.1	18.3	0.0	18.3	0.0	18.3	0.0
212018	Uniform Allowance	21.9	0.1	26.9	0.1	27.5	0.1	27.5	0.1	27.5	0.1
212019	Acting Allowance	3.6	0.0	3.4	0.0	3.2	0.0	3.2	0.0	3.2	0.0
212020	Religious Service Allowance	8.2	0.0	11.5	0.0	12.8	0.0	12.8	0.0	12.8	0.0
212021	Shift Duty Allowance	23.2	0.1	23.6	0.1	29.7	0.1	29.7	0.1	29.7	0.1
212022	Hardship Allowance	2.0	0.0	2.0	0.0	4.5	0.0	4.5	0.0	4.5	0.0
212023	Exclusive Job Allowance	508.7	1.7	524.0	1.4	584.1	1.6	585.5	1.4	585.5	1.5
212024	Phone Allowance	29.0	0.1	31.6	0.1	34.1	0.1	34.1	0.1	34.1	0.1
212025	Risk Allowance	133.2	0.4	152.3	0.4	173.4	0.5	173.5	0.4	173.5	0.4
212026	Clothing Allowance	2.0	0.0	4.8	0.0	2.5	0.0	2.5	0.0	2.5	0.0
212027	Service Allowance	1,423.5	4.7	1,462.5	3.9	1,573.1	4.3	1,584.9	3.9	1,583.7	3.9
212028	Accountable Officers' Allowance	0.0	0.0	-	-	0.0	0.0	0.0	0.0	0.0	0.0
212029	Scholarship and Fellowship Allowance-Overseas	4.7	0.0	2.7	0.0	10.4	0.0	10.4	0.0	10.4	0.0
212030	Scholarship and Fellowship Allowance-Local	-	-	0.9	0.0	0.4	0.0	0.4	0.0	0.4	0.0
212031	Supporting Core Allowance	132.1	0.4	132.0	0.4	141.4	0.4	141.5	0.3	141.5	0.4
212032	Technical Core Allowance	30.8	0.1	34.5	0.1	42.8	0.1	42.8	0.1	42.8	0.1
212999	Other Allowances	55.5	0.2	70.6	0.2	75.2	0.2	75.3	0.2	75.3	0.2
<b>213</b>	<b>Pensions, Retirement Benefits and Gratuities</b>	<b>1,563.1</b>	<b>5.2</b>	<b>1,643.8</b>	<b>4.4</b>	<b>1,664.5</b>	<b>4.5</b>	<b>1,706.5</b>	<b>4.2</b>	<b>1,749.8</b>	<b>4.4</b>
213001	Pensions	1,105.6	3.7	1,157.7	3.1	1,015.4	2.7	1,015.7	2.5	1,024.6	2.6
213002	Retirement Benefits and Gratuities	8.4	0.0	8.0	0.0	7.5	0.0	7.5	0.0	7.5	0.0
213003	Retirement benefits paid upon Retirement	23.3	0.1	33.7	0.1	114.4	0.3	152.1	0.4	164.8	0.4
213004	Monthly Payment to the Retired	198.7	0.7	209.9	0.6	263.7	0.7	267.7	0.7	289.3	0.7
213006	Contribution to the retirement pension scheme	227.0	0.8	234.6	0.6	263.6	0.7	263.6	0.6	263.6	0.7
<b>221</b>	<b>Travel Expenses</b>	<b>140.7</b>	<b>0.5</b>	<b>202.9</b>	<b>0.5</b>	<b>203.0</b>	<b>0.5</b>	<b>208.8</b>	<b>0.5</b>	<b>213.8</b>	<b>0.5</b>
221001	Travelling Expenses - Local Sea Travel	30.5	0.1	41.0	0.1	46.5	0.1	46.6	0.1	47.8	0.1
221002	Travelling Expenses - Local Land Travel	5.4	0.0	14.0	0.0	8.1	0.0	7.1	0.0	7.2	0.0
221003	Travelling Expenses - Local Air Travel	59.8	0.2	39.0	0.1	44.4	0.1	44.4	0.1	45.7	0.1
221004	Travelling Expenses - Overseas	14.2	0.0	64.2	0.2	63.7	0.2	68.1	0.2	69.5	0.2
221005	Travelling Expenses for Foreigners	26.5	0.1	34.3	0.1	33.8	0.1	35.7	0.1	36.6	0.1
221999	Other Travelling Expenses	4.3	0.0	10.5	0.0	6.6	0.0	6.8	0.0	7.0	0.0

		2020		2021		2022		2023		2024	
		Actuals		Revised		Estimated		Estimated		Estimated	
		MVR	%	MVR	%	MVR	%	MVR	%	MVR	%
<b>222</b>	<b>Supplies and Requisites</b>	<b>640.9</b>	<b>2.1</b>	<b>733.2</b>	<b>2.0</b>	<b>693.9</b>	<b>1.9</b>	<b>725.7</b>	<b>1.8</b>	<b>744.1</b>	<b>1.9</b>
222001	Stationery and Office Requisites	47.2	0.2	65.2	0.2	69.7	0.2	73.9	0.2	75.1	0.2
222002	IT Related Materials	6.9	0.0	17.9	0.0	17.5	0.0	18.5	0.0	19.3	0.0
222003	Fuel and Lubricants	120.6	0.4	149.4	0.4	133.3	0.4	137.4	0.3	141.5	0.4
222004	Meals for Employees During Office Hours	382.3	1.3	350.0	0.9	351.0	0.9	365.0	0.9	375.0	0.9
222005	Electrical Items	7.5	0.0	9.9	0.0	10.5	0.0	11.1	0.0	11.3	0.0
222006	Spare Parts	10.9	0.0	26.7	0.1	21.3	0.1	22.0	0.1	22.6	0.1
222007	Materials for Uniforms	19.6	0.1	27.6	0.1	38.3	0.1	39.5	0.1	40.6	0.1
222008	Supplies for Office Cleaning	21.7	0.1	22.5	0.1	24.9	0.1	25.5	0.1	26.2	0.1
222009	Utensils and Accessories	1.1	0.0	2.1	0.0	2.4	0.0	2.5	0.0	2.6	0.0
222010	Office Decoration Materials	0.4	0.0	1.2	0.0	1.3	0.0	1.3	0.0	1.4	0.0
222011	Curtains, Table Cloths Etc	6.3	0.0	7.5	0.0	6.7	0.0	6.9	0.0	7.1	0.0
222999	Other Administrative Supplies	16.4	0.1	53.2	0.1	17.0	0.0	22.1	0.1	21.4	0.1
<b>223</b>	<b>Operational Services</b>	<b>1,620.3</b>	<b>5.4</b>	<b>2,434.1</b>	<b>6.5</b>	<b>2,330.0</b>	<b>6.3</b>	<b>2,351.9</b>	<b>5.7</b>	<b>2,333.1</b>	<b>5.8</b>
223001	Telephone, Fax and Telex	59.4	0.2	84.0	0.2	50.6	0.1	52.8	0.1	54.2	0.1
223002	Electricity	379.9	1.3	459.7	1.2	478.5	1.3	492.6	1.2	506.7	1.3
223003	Water and Sanitation Services	100.3	0.3	117.4	0.3	89.1	0.2	91.7	0.2	94.3	0.2
223004	Leased Line and Internet	142.3	0.5	161.1	0.4	192.1	0.5	198.5	0.5	204.3	0.5
223005	Building rent and Land rent	252.9	0.8	201.2	0.5	176.7	0.5	180.1	0.4	185.2	0.5
223006	Hire Charges	1.5	0.0	1.8	0.0	1.5	0.0	1.6	0.0	1.6	0.0
223007	Security and Safeguarding Services	75.3	0.2	88.8	0.2	89.8	0.2	92.5	0.2	95.2	0.2
223008	Cleaning Services and Waste Disposal	43.6	0.1	56.1	0.2	54.9	0.1	56.0	0.1	57.5	0.1
223009	Postage and Message	1.0	0.0	1.9	0.0	1.8	0.0	1.8	0.0	1.9	0.0
223010	Announcements, Subscriptions and Advertisements	5.8	0.0	9.4	0.0	9.9	0.0	9.6	0.0	9.8	0.0
223011	Carriage and Conveyance	11.2	0.0	20.9	0.1	20.9	0.1	18.6	0.0	18.3	0.0
223012	Meeting or Seminar Related Expenses	8.6	0.0	17.0	0.0	27.9	0.1	25.5	0.1	26.2	0.1
223013	National Competitions and Ceremonies	6.6	0.0	35.5	0.1	50.9	0.1	21.6	0.1	22.3	0.1
223014	Social Development Programmes	29.0	0.1	169.9	0.5	94.4	0.3	78.1	0.2	83.3	0.2
223015	Examination Related Expenses	12.6	0.0	25.1	0.1	30.7	0.1	31.6	0.1	32.6	0.1
223016	Consultancy, Translation & Other Related Services	80.1	0.3	148.2	0.4	177.4	0.5	177.6	0.4	179.6	0.4
223017	Expenses on Foreign Dignitaries	5.1	0.0	13.2	0.0	13.0	0.0	13.5	0.0	13.9	0.0
223018	Visa, Workpermit Fees of Expatriate Staff	14.4	0.0	19.7	0.1	24.7	0.1	25.4	0.1	26.2	0.1
223019	Annual Fees to Government	8.6	0.0	10.3	0.0	17.6	0.0	11.2	0.0	11.6	0.0
223020	Printing Services	56.4	0.2	68.0	0.2	62.6	0.2	76.0	0.2	75.2	0.2
223021	Laundry Services	0.3	0.0	0.7	0.0	0.6	0.0	0.6	0.0	0.6	0.0
223022	Staff Medical Expenses	98.1	0.3	123.8	0.3	134.2	0.4	138.3	0.3	142.4	0.4
223023	Expenses on International & Local Fairs	49.2	0.2	206.7	0.6	144.2	0.4	174.7	0.4	175.4	0.4
223024	Bank Charges and Commission	15.5	0.1	25.8	0.1	17.2	0.0	16.9	0.0	17.0	0.0
223025	Insurance	27.6	0.1	42.2	0.1	49.1	0.1	50.4	0.1	51.9	0.1
223999	Other Administrative Services	135.0	0.4	325.7	0.9	319.6	0.9	314.5	0.8	245.9	0.6



		2020		2021		2022		2023		2024	
		Actuals		Revised		Estimated		Estimated		Estimated	
		MVR	%	MVR	%	MVR	%	MVR	%	MVR	%
<b>224</b>	<b>Supplies and Requisites for Service Provision</b>	<b>1,124.5</b>	<b>3.7</b>	<b>1,632.8</b>	<b>4.4</b>	<b>1,260.4</b>	<b>3.4</b>	<b>1,113.6</b>	<b>2.7</b>	<b>1,100.4</b>	<b>2.7</b>
224001	Medical Consumables	999.1	3.3	1,484.8	4.0	1,136.1	3.1	988.9	2.4	972.6	2.4
224011	Educational Consumables	13.5	0.0	12.8	0.0	10.0	0.0	10.3	0.0	10.6	0.0
224021	Provision of food to people under arrest and detention	89.9	0.3	112.6	0.3	96.0	0.3	95.6	0.2	97.6	0.2
224022	Other Material for People Under Arrest & Detention	19.0	0.1	18.0	0.0	14.5	0.0	14.9	0.0	15.5	0.0
224999	Other Operational Consumables	2.9	0.0	4.6	0.0	3.8	0.0	3.9	0.0	4.0	0.0
<b>225</b>	<b>Training</b>	<b>459.1</b>	<b>1.5</b>	<b>521.5</b>	<b>1.4</b>	<b>690.1</b>	<b>1.9</b>	<b>665.3</b>	<b>1.6</b>	<b>669.3</b>	<b>1.7</b>
225001	Scholarship and Fellowship Assistance	439.0	1.5	449.1	1.2	609.6	1.6	586.1	1.4	588.3	1.5
225002	Short Course Fees and Expenses - Overseas Training	3.1	0.0	4.1	0.0	14.0	0.0	14.4	0.0	14.9	0.0
225003	Workshops Related Expenses	2.2	0.0	15.4	0.0	8.8	0.0	9.7	0.0	10.3	0.0
225004	Course Fees and Related Expenses - Local Training	1.4	0.0	3.5	0.0	5.4	0.0	5.7	0.0	5.8	0.0
225005	Conducting Training Courses	12.4	0.0	45.3	0.1	42.7	0.1	40.1	0.1	40.7	0.1
225006	Staff training	1.1	0.0	4.1	0.0	9.4	0.0	9.3	0.0	9.4	0.0
<b>226</b>	<b>Repairs and Maintenance</b>	<b>215.1</b>	<b>0.7</b>	<b>382.0</b>	<b>1.0</b>	<b>348.4</b>	<b>0.9</b>	<b>354.3</b>	<b>0.9</b>	<b>364.8</b>	<b>0.9</b>
226001	Repairs - Residential Buildings	20.8	0.1	9.8	0.0	5.7	0.0	6.3	0.0	6.2	0.0
226002	Repairs - Non-Residential Buildings	89.4	0.3	157.9	0.4	144.3	0.4	144.7	0.4	147.5	0.4
226003	Repairs - Roads and Bridges	1.3	0.0	0.7	0.0	9.8	0.0	9.9	0.0	9.9	0.0
226004	Repairs - Airports	0.1	0.0	0.3	0.0	-	-	-	-	-	-
226005	Repairs - Wharves, Ports and Harbours	1.1	0.0	5.1	0.0	1.9	0.0	2.0	0.0	2.0	0.0
226006	Repairs - Water and Sanitation Systems	10.4	0.0	48.6	0.1	11.9	0.0	12.2	0.0	12.6	0.0
226007	Repairs - Electricity Systems	6.9	0.0	6.9	0.0	9.1	0.0	9.4	0.0	9.7	0.0
226008	Repairs - Other Infrastructure	5.2	0.0	4.8	0.0	4.3	0.0	5.1	0.0	5.1	0.0
226009	Repairs - Furniture and Fittings	2.3	0.0	3.8	0.0	4.3	0.0	4.4	0.0	4.5	0.0
226010	Repairs - Machinery and Equipment	17.9	0.1	35.3	0.1	38.8	0.1	40.1	0.1	41.2	0.1
226011	Repairs - Vehicular Equipment	0.5	0.0	1.6	0.0	1.5	0.0	1.6	0.0	1.6	0.0
226012	Repairs - Communication Infrastructure	9.4	0.0	13.7	0.0	10.8	0.0	11.1	0.0	11.5	0.0
226013	Repairs - Computer Software	12.1	0.0	26.7	0.1	19.1	0.1	19.7	0.0	20.2	0.1
226014	Repairs - IT-Related Hardware	4.0	0.0	11.6	0.0	9.4	0.0	8.4	0.0	8.7	0.0
226015	Repairs - Other Equipment	0.8	0.0	0.6	0.0	6.1	0.0	6.2	0.0	8.2	0.0
226016	Repairs - Motor Vehicles	9.7	0.0	26.8	0.1	29.1	0.1	30.0	0.1	30.9	0.1
226017	Repairs - Ships and Boats	23.2	0.1	27.8	0.1	42.0	0.1	43.3	0.1	44.9	0.1
226018	Repairs - Aerospace equipments	-	-	-	-	0.0	0.0	0.0	0.0	0.0	0.0
<b>227</b>	<b>Interest Payments</b>	<b>1,603.9</b>	<b>5.3</b>	<b>2,687.0</b>	<b>7.2</b>	<b>2,915.2</b>	<b>7.9</b>	<b>3,307.1</b>	<b>8.0</b>	<b>3,600.9</b>	<b>9.0</b>
227001	Interest Payments to Government Agencies	133.3	0.4	143.4	0.4	143.4	0.4	141.5	0.3	139.6	0.3
227002	Interest Payments to Domestic Sources	18.4	0.1	159.5	0.4	163.4	0.4	150.4	0.4	138.8	0.3
227003	Interest Payments to Foreign Sources	532.0	1.8	888.9	2.4	1,363.5	3.7	1,577.6	3.8	1,971.6	4.9
227011	Discount on Treasury Bills	920.1	3.1	1,495.2	4.0	1,244.9	3.4	1,437.6	3.5	1,350.9	3.4
<b>228</b>	<b>Grants, Contributions and Subsidies</b>	<b>4,547.9</b>	<b>15.1</b>	<b>5,194.5</b>	<b>14.0</b>	<b>4,846.9</b>	<b>13.1</b>	<b>5,238.7</b>	<b>12.7</b>	<b>5,351.9</b>	<b>13.3</b>
228001	Subsidies	160.7	0.5	142.4	0.4	2.0	0.0	2.1	0.0	2.1	0.0
228002	Welfare Payments	3.2	0.0	4.1	0.0	13.2	0.0	13.3	0.0	13.4	0.0
228003	Grants to Private Parties	133.4	0.4	201.2	0.5	217.1	0.6	249.5	0.6	260.4	0.6
228004	Awards	3.5	0.0	11.4	0.0	11.5	0.0	11.9	0.0	12.3	0.0
228005	Indemnities and Relief Against Natural Calamities	110.4	0.4	10.6	0.0	12.9	0.0	14.4	0.0	14.7	0.0
228006	Subscriptions & Fees to Domestic Organisations	0.1	0.0	0.1	0.0	3.1	0.0	3.2	0.0	3.3	0.0
228007	Subscriptions and Fees to International Organisation	37.0	0.1	49.6	0.1	49.7	0.1	50.8	0.1	52.0	0.1

		2020		2021		2022		2023		2024	
		Actuals		Revised		Estimated		Estimated		Estimated	
		MVR	%	MVR	%	MVR	%	MVR	%	MVR	%
228008	Donation to foreign parties or foreign governments	13.8	0.0	-	-	-	-	-	-	-	-
228009	Assistance to Associations and Social Organisations	93.7	0.3	101.6	0.3	99.8	0.3	105.6	0.3	105.9	0.3
228010	Assistance for Community Programs	10.0	0.0	6.2	0.0	8.0	0.0	8.2	0.0	8.5	0.0
228011	Electricity Subsidies	661.5	2.2	627.3	1.7	539.9	1.5	566.9	1.4	595.3	1.5
228012	Water Subsidy	-	-	40.6	0.1	-	-	-	-	-	-
228013	Food Subsidies	423.0	1.4	225.0	0.6	283.7	0.8	297.9	0.7	312.8	0.8
228014	Single Parents Allowance	55.5	0.2	63.0	0.2	68.3	0.2	70.3	0.2	72.5	0.2
228015	Medical Treatment Support -Abroad	37.6	0.1	39.5	0.1	30.0	0.1	30.9	0.1	31.8	0.1
228016	Medical Treatment Support -Local	42.6	0.1	158.6	0.4	75.0	0.2	77.3	0.2	79.6	0.2
228017	Foster Parents Allowance	2.5	0.0	2.9	0.0	3.0	0.0	3.1	0.0	3.2	0.0
228018	Health Insurance Premium	1,206.4	4.0	1,287.8	3.5	730.9	2.0	752.9	1.8	775.4	1.9
228019	Disability Allowance	209.6	0.7	247.8	0.7	278.1	0.8	286.4	0.7	295.0	0.7
228022	Grants to Pre-schools	19.8	0.1	21.7	0.1	25.0	0.1	25.8	0.1	26.5	0.1
228023	Grants to Councils	947.2	3.1	1,306.6	3.5	1,565.4	4.2	1,706.9	4.2	1,783.7	4.4
228024	Therapeutic Service	7.2	0.0	22.0	0.1	34.7	0.1	35.7	0.1	36.8	0.1
228025	Subsidy for Waste Management	-	-	30.0	0.1	15.0	0.0	-	-	-	-
228026	Fuel Subsidy	-	-	227.6	0.6	341.5	0.9	258.9	0.6	165.5	0.4
228027	Income Support and Job Seeker Allowance	221.0	0.7	255.4	0.7	-	-	-	-	-	-
228028	Transport Subsidy	-	-	-	-	254.0	0.7	476.2	1.2	515.1	1.3
228999	Other Grants, Contributions and Subsidies	148.5	0.5	111.7	0.3	185.2	0.5	190.6	0.5	186.1	0.5
<b>281</b>	<b>Payments against losses and right-offs</b>	<b>186.2</b>	<b>0.6</b>	<b>223.8</b>	<b>0.6</b>	<b>104.2</b>	<b>0.3</b>	<b>104.3</b>	<b>0.3</b>	<b>104.5</b>	<b>0.3</b>
281001	Losses from Government Agencies	91.0	0.3	199.4	0.5	100.0	0.3	100.0	0.2	100.0	0.2
281002	Losses from Private Parties	7.9	0.0	18.3	0.0	4.2	0.0	4.3	0.0	4.5	0.0
281003	Losses on Exchange Rates	87.4	0.3	6.0	0.0	-	-	-	-	-	-
<b>291</b>	<b>Development Projects</b>	<b>27.2</b>	<b>0.1</b>	<b>0.2</b>	<b>0.0</b>	<b>22.5</b>	<b>0.1</b>	<b>28.3</b>	<b>0.1</b>	<b>19.2</b>	<b>0.0</b>
291001	Local Components for Foreign Assisted Projects	18.9	0.1	0.1	0.0	0.3	0.0	0.3	0.0	0.3	0.0
291002	Implementation Costs of Foreign Assisted Projects	5.1	0.0	-	-	13.6	0.0	13.1	0.0	11.1	0.0
291003	Other Economic Development Expenditure from Government Budget	3.2	0.0	0.1	0.0	8.6	0.0	14.9	0.0	7.8	0.0
<b>292</b>	<b>Budget Contingency</b>	<b>0.0</b>	<b>0.0</b>	<b>0.0</b>	<b>0.0</b>	<b>1,300.0</b>	<b>3.5</b>	<b>1,000.0</b>	<b>2.4</b>	<b>1,000.0</b>	<b>2.5</b>
292101	Budget Contingency	-	-	-	-	1,300.0	3.5	1,000.0	2.4	1,000.0	2.5
<b>421</b>	<b>Land and Buildings</b>	<b>2,126.8</b>	<b>7.1</b>	<b>1,157.8</b>	<b>3.1</b>	<b>1,833.3</b>	<b>5.0</b>	<b>2,953.4</b>	<b>7.2</b>	<b>2,509.0</b>	<b>6.3</b>
421001	Land	1,365.9	4.5	379.7	1.0	245.4	0.7	418.5	1.0	340.9	0.8
421002	Residential Buildings	137.7	0.5	169.5	0.5	603.7	1.6	611.8	1.5	615.0	1.5
421003	Non-Residential Buildings	623.2	2.1	608.6	1.6	984.2	2.7	1,923.1	4.7	1,553.1	3.9
<b>422</b>	<b>Infrastructure Assets</b>	<b>2,664.4</b>	<b>8.8</b>	<b>4,071.4</b>	<b>11.0</b>	<b>4,497.1</b>	<b>12.2</b>	<b>4,806.0</b>	<b>11.7</b>	<b>6,293.7</b>	<b>15.7</b>
422001	Roads and Bridges	532.1	1.8	1,017.3	2.7	1,007.9	2.7	992.5	2.4	1,589.8	4.0
422002	Airports	830.7	2.8	514.8	1.4	663.3	1.8	691.5	1.7	907.5	2.3
422003	Wharves, Ports and Harbours	543.8	1.8	608.5	1.6	455.1	1.2	716.6	1.7	671.3	1.7
422004	Water and Sanitation Systems	378.9	1.3	1,120.6	3.0	963.4	2.6	845.7	2.1	1,098.0	2.7
422005	Electricity Systems	7.7	0.0	-	-	-	-	-	-	-	-
422999	Other Infrastructure	371.2	1.2	810.2	2.2	1,407.4	3.8	1,559.8	3.8	2,027.1	5.1

		2020		2021		2022		2023		2024	
		Actuals		Revised		Estimated		Estimated		Estimated	
		MVR	%	MVR	%	MVR	%	MVR	%	MVR	%
<b>423</b>	<b>Capital Equipment</b>	<b>417.4</b>	<b>1.4</b>	<b>632.8</b>	<b>1.7</b>	<b>656.9</b>	<b>1.8</b>	<b>566.0</b>	<b>1.4</b>	<b>563.6</b>	<b>1.4</b>
423001	Furniture and Fittings	24.9	0.1	51.3	0.1	53.5	0.1	52.8	0.1	55.3	0.1
423002	Machinery and Equipment	263.6	0.9	218.6	0.6	164.4	0.4	151.7	0.4	154.4	0.4
423003	Vehicular Equipment	5.0	0.0	4.9	0.0	5.1	0.0	5.3	0.0	5.4	0.0
423004	Tools, Instruments, Apparatus	2.5	0.0	4.6	0.0	4.7	0.0	4.8	0.0	5.0	0.0
423005	Reference Books and Exhibition Goods	1.0	0.0	0.5	0.0	2.2	0.0	2.3	0.0	2.6	0.0
423006	Communication Infrastructure	7.7	0.0	18.6	0.0	20.9	0.1	12.7	0.0	13.0	0.0
423007	Computer Software	30.7	0.1	112.1	0.3	121.7	0.3	134.5	0.3	120.8	0.3
423008	IT-Related Hardware	47.5	0.2	156.1	0.4	152.8	0.4	118.0	0.3	122.4	0.3
423998	Cheap Assets	-	-	-	-	0.2	0.0	0.2	0.0	0.2	0.0
423999	Other Equipment	5.9	0.0	12.3	0.0	26.7	0.1	4.0	0.0	3.5	0.0
424001	Motor Vehicles	20.9	0.1	27.5	0.1	86.1	0.2	53.9	0.1	54.8	0.1
424002	Ships and Boats	7.6	0.0	25.5	0.1	17.3	0.0	24.5	0.1	24.8	0.1
424003	Aerospace Equipments	-	-	0.6	0.0	1.0	0.0	1.0	0.0	1.1	0.0
451012	Minor Extensions to Non-Residential Buildings	-	-	0.3	0.0	0.3	0.0	0.3	0.0	0.3	0.0
<b>440</b>	<b>Investment Outlays</b>	<b>2,410.2</b>	<b>8.0</b>	<b>2,383.1</b>	<b>6.4</b>	<b>904.4</b>	<b>2.4</b>	<b>886.2</b>	<b>2.2</b>	<b>660.8</b>	<b>1.6</b>
441002	Capital Contribution to profit oriented public agencies	2,200.4	7.3	2,136.2	5.7	868.7	2.3	858.5	2.1	645.5	1.6
442001	Capital transfers abroad	9.9	0.0	21.3	0.1	35.7	0.1	27.7	0.1	15.3	0.0
442002	Long Term Investments	200.0	0.7	225.7	0.6	-	-	-	-	-	-
<b>720</b>	<b>Debt Amortization</b>	<b>1,193.1</b>	<b>4.0</b>	<b>4,419.4</b>	<b>11.9</b>	<b>2,861.7</b>	<b>7.7</b>	<b>4,940.9</b>	<b>12.0</b>	<b>2,498.8</b>	<b>6.2</b>
722999	Short Term For. Loan Repmt.-Other	-	-	-	-	-	-	2,336.1	5.7	-	-
723002	Long Term Dom. Loan Repayment-State Financial Institutions	371.6	1.2	659.0	1.8	308.1	0.8	867.9	2.1	727.1	1.8
723003	Long Term Domestic Loan Repayment-Individuals	68.2	0.2	-	-	62.6	0.2	71.3	0.2	68.3	0.2
725001	Long Term For. Loan Repayment-Multilateral	281.5	0.9	356.5	1.0	378.8	1.0	423.2	1.0	442.0	1.1
725002	Long Term For. Loan Repayment-Bilateral Government	199.6	0.7	381.0	1.0	385.4	1.0	410.4	1.0	465.6	1.2
725003	Long Term For. Loan Repayment-For. Commercial Institution	15.1	0.0	2,946.7	7.9	-	-	-	-	-	-
725004	Long Term For. Loan Repaymentt.-Foreign Individuals	257.1	0.9	76.2	0.2	1,726.9	4.7	832.0	2.0	795.8	2.0
<b>730</b>	<b>Loan Outlays</b>	<b>1,010.0</b>	<b>3.3</b>	<b>207.8</b>	<b>0.6</b>	<b>100.0</b>	<b>0.3</b>	<b>100.0</b>	<b>0.2</b>	<b>50.0</b>	<b>0.1</b>
731001	New Domestic Lending - Stated Own Enterprises	400.0	1.3	197.8	0.5	-	-	-	-	-	-
731003	New Domestic Lending - Individuals	610.0	2.0	10.0	0.0	50.0	0.1	50.0	0.1	50.0	0.1
731999	Other New Domestic Lending	-	-	-	-	50.0	0.1	50.0	0.1	-	-

## 6.2 FUNCTIONAL CLASSIFICATION OF GOVERNMENT EXPENDITURE

IN MVR

	2020 Actuals		2021 Revised		2022 Estimated		2023 Estimated		2024 Estimated	
	MVR	%	MVR	%	MVR	%	MVR	%	MVR	%
<b>Total Budget</b>	<b>30,156.5</b>	<b>100.0</b>	<b>37,167.7</b>	<b>100.0</b>	<b>36,999.3</b>	<b>100.0</b>	<b>41,094.4</b>	<b>100.0</b>	<b>40,108.3</b>	<b>100.0</b>
<b>General Public Services</b>	<b>1,172.8</b>	<b>3.9</b>	<b>1,429.9</b>	<b>3.8</b>	<b>1,743.9</b>	<b>4.7</b>	<b>1,766.0</b>	<b>4.3</b>	<b>1,741.6</b>	<b>4.3</b>
Executive And Legislative Organs, Financial And Fiscal Affairs, And External Affairs	1,040.4	3.4	1,223.2	3.3	1,579.0	4.3	1,559.0	3.8	1,554.6	3.9
General Services	132.4	0.4	206.7	0.6	136.4	0.4	178.1	0.4	157.6	0.4
General Public Services	-	-	-	-	28.5	0.1	28.9	0.1	29.4	0.1
<b>Debt Services and Amortisation</b>	<b>2,797.0</b>	<b>9.3</b>	<b>7,116.5</b>	<b>19.1</b>	<b>5,777.0</b>	<b>15.6</b>	<b>8,248.0</b>	<b>20.1</b>	<b>6,099.7</b>	<b>15.2</b>
Public Debt Transactions	1,193.1	4.0	4,429.6	11.9	2,861.7	7.7	4,940.9	12.0	2,498.8	6.2
Interest Payment and Debt Servicing	1,603.9	5.3	2,687.0	7.2	2,915.2	7.9	3,307.1	8.0	3,600.9	9.0
<b>Defence</b>	<b>1,367.1</b>	<b>4.5</b>	<b>1,647.6</b>	<b>4.4</b>	<b>1,674.7</b>	<b>4.5</b>	<b>1,635.7</b>	<b>4.0</b>	<b>1,681.2</b>	<b>4.2</b>
Military Defense	1,230.6	4.1	1,485.6	4.0	1,656.2	4.5	1,613.9	3.9	1,634.1	4.1
Civil defense	136.5	0.5	162.0	0.4	18.5	0.1	21.8	0.1	47.1	0.1
<b>Public Order &amp; Safety</b>	<b>2,538.5</b>	<b>8.4</b>	<b>2,810.9</b>	<b>7.6</b>	<b>3,034.8</b>	<b>8.2</b>	<b>3,088.0</b>	<b>7.5</b>	<b>3,200.6</b>	<b>8.0</b>
Police Services	1,546.3	5.1	1,720.1	4.6	1,928.3	5.2	1,949.1	4.7	1,983.5	4.9
Fire Protection	0.0	0.0	-	-	-	-	-	-	-	-
Law Courts	610.8	2.0	739.2	2.0	666.1	1.8	685.5	1.7	730.8	1.8
Prisons	381.4	1.3	351.6	0.9	366.3	1.0	377.8	0.9	409.4	1.0
R&D Public order and safety	-	-	-	-	74.1	0.2	75.6	0.2	76.9	0.2
<b>Economic Affairs</b>	<b>8,818.5</b>	<b>29.2</b>	<b>8,075.0</b>	<b>21.7</b>	<b>8,095.9</b>	<b>21.9</b>	<b>8,642.4</b>	<b>21.0</b>	<b>9,674.4</b>	<b>24.1</b>
General Economic, Commercial and Labor Affairs	5,614.7	18.6	4,261.9	11.5	3,468.2	9.4	3,596.8	8.8	3,589.3	8.9
Agriculture, Forestry, Fishing and Hunting	104.2	0.3	179.8	0.5	166.2	0.4	134.6	0.3	150.7	0.4
Fuel and Energy	687.4	2.3	1,026.4	2.8	1,223.5	3.3	1,237.6	3.0	1,465.2	3.7
Mining, manufacturing and construction	-	-	-	-	231.3	0.6	443.4	1.1	473.6	1.2
Transport	1,946.6	6.5	2,274.2	6.1	2,427.2	6.6	2,626.8	6.4	3,366.3	8.4
Communication	42.9	0.1	108.2	0.3	111.2	0.3	120.3	0.3	131.1	0.3
Other industries	422.7	1.4	224.6	0.6	468.3	1.3	482.9	1.2	498.2	1.2
<b>Environmental Protection</b>	<b>609.9</b>	<b>2.0</b>	<b>1,481.3</b>	<b>4.0</b>	<b>1,552.5</b>	<b>4.2</b>	<b>1,598.0</b>	<b>3.9</b>	<b>1,807.7</b>	<b>4.5</b>
Waste Management	70.0	0.2	179.1	0.5	392.9	1.1	435.0	1.1	459.4	1.1
Waste Water Management	440.6	1.5	1,043.2	2.8	835.8	2.3	720.9	1.8	967.3	2.4
Pollution abatement	7.4	0.0	7.2	0.0	10.4	0.0	11.3	0.0	13.2	0.0
Protection of Biodiversity and Landscape	14.3	0.0	80.5	0.2	234.9	0.6	352.2	0.9	286.6	0.7
R&D Environmental protection	3.1	0.0	0.1	0.0	-	-	-	-	-	-
Environmental Protection N.E.C	74.5	0.2	171.2	0.5	78.4	0.2	78.6	0.2	81.2	0.2

	2020		2021		2022		2023		2024	
	Actuals		Revised		Estimated		Estimated		Estimated	
	MVR	%	MVR	%	MVR	%	MVR	%	MVR	%
<b>Housing and Community Amenities</b>	<b>1,265.3</b>	<b>4.2</b>	<b>1,849.7</b>	<b>5.0</b>	<b>2,487.6</b>	<b>6.7</b>	<b>2,653.9</b>	<b>6.5</b>	<b>2,689.4</b>	<b>6.7</b>
Housing Development	143.7	0.5	169.5	0.5	661.5	1.8	663.4	1.6	615.0	1.5
Community Development	1,054.5	3.5	1,506.9	4.1	1,656.1	4.5	1,826.7	4.4	1,904.4	4.7
Water Supply	60.3	0.2	173.3	0.5	149.9	0.4	143.3	0.3	149.2	0.4
Street Lighting	0.5	0.0	-	-	-	-	-	-	-	-
Housing and Community Amenities N.E.C	6.3	0.0	-	-	20.2	0.1	20.5	0.0	20.9	0.1
<b>Health</b>	<b>4,305.4</b>	<b>14.3</b>	<b>4,739.5</b>	<b>12.8</b>	<b>4,648.2</b>	<b>12.6</b>	<b>5,248.7</b>	<b>12.8</b>	<b>4,778.9</b>	<b>11.9</b>
Medical products,appliances and equipment	-	-	-	-	246.0	0.7	252.9	0.6	259.9	0.6
Hospital Services	3,008.2	10.0	3,329.2	9.0	3,791.8	10.2	4,583.6	11.2	4,149.4	10.3
Public Health Services	1,297.2	4.3	1,410.2	3.8	602.7	1.6	404.4	1.0	361.6	0.9
R&D Health	-	-	-	-	7.7	0.0	7.8	0.0	8.0	0.0
Health N.E.C	-	-	0.0	0.0	-	-	-	-	-	-
<b>Recreation, Culture and Religion</b>	<b>603.3</b>	<b>2.0</b>	<b>691.5</b>	<b>1.9</b>	<b>852.4</b>	<b>2.3</b>	<b>862.0</b>	<b>2.1</b>	<b>948.9</b>	<b>2.4</b>
Recreational and Sporting Services	320.3	1.1	371.1	1.0	438.0	1.2	425.6	1.0	505.1	1.3
Cultural Services	32.9	0.1	43.1	0.1	44.7	0.1	44.3	0.1	43.3	0.1
Broadcasting and Publishing Services	6.2	0.0	7.3	0.0	87.1	0.2	87.2	0.2	87.3	0.2
Religious and Other Community Services	244.0	0.8	270.0	0.7	282.5	0.8	304.9	0.7	313.2	0.8
<b>Education</b>	<b>3,288.8</b>	<b>10.9</b>	<b>3,764.3</b>	<b>10.1</b>	<b>4,072.0</b>	<b>11.0</b>	<b>4,215.8</b>	<b>10.3</b>	<b>4,265.2</b>	<b>10.6</b>
Education N.E.C	2,594.3	8.6	3,001.1	8.1	3,125.1	8.4	3,245.8	7.9	3,277.0	8.2
Tertiary Education	694.4	2.3	763.3	2.1	946.9	2.6	970.1	2.4	988.2	2.5
<b>Social Protection</b>	<b>3,390.0</b>	<b>11.2</b>	<b>3,561.3</b>	<b>9.6</b>	<b>3,060.3</b>	<b>8.3</b>	<b>3,135.8</b>	<b>7.6</b>	<b>3,220.8</b>	<b>8.0</b>
Sickness and Disability	1,551.8	5.1	1,734.4	4.7	1,206.1	3.3	1,238.4	3.0	1,274.1	3.2
Old Age	1,332.8	4.4	1,408.9	3.8	1,404.4	3.8	1,446.5	3.5	1,489.9	3.7
Family and Children	168.8	0.6	242.2	0.7	285.6	0.8	287.0	0.7	291.0	0.7
Social exclusion n.e.cc	-	-	-	-	124.0	0.3	123.1	0.3	124.7	0.3
Medical products,appliances and equipment	336.7	1.1	175.8	0.5	40.3	0.1	40.7	0.1	41.2	0.1

## 6.3 GOVERNMENT DOMESTIC EXPENDITURE BY OFFICES

IN MVR

		Capital				Total
		Recurrent	PSIP	Other Capital	Total Capital	
Total		24,492,031,191	2,672,694,942	5,730,203,068	8,402,898,010	32,894,929,201
S01	President's Office	171,205,368	-	9,794,632	9,794,632	181,000,000
1001	Presidents Office	137,768,583	-	8,642,440	8,642,440	146,411,023
1003	Official Residence of the President	26,203,661	-	1,049,426	1,049,426	27,253,087
1005	Official Residence of the Vice President	7,233,124	-	102,766	102,766	7,335,890
S02	People's Majlis	178,082,216	109,462	9,879,400	9,988,862	188,071,078
1242	People's Majlis	171,445,600	109,462	9,654,400	9,763,862	181,209,462
1544	Official Residence of the Speaker	6,636,616	-	225,000	225,000	6,861,616
S04	Department of Judicial Administration	492,397,454	19,148,734	19,637,376	38,786,110	531,183,564
1264	Department of Judicial Administration	85,528,457	19,148,734	8,251,540	27,400,274	112,928,731
1545	Official Residence of the Chief Justice	4,293,533	-	1,101,300	1,101,300	5,394,833
1248	Supreme Court of the Maldives	25,806,500	-	493,500	493,500	26,300,000
1249	High Court	30,523,500	-	1,076,500	1,076,500	31,600,000
1252	Civil Court	37,366,409	-	1,233,591	1,233,591	38,600,000
1253	Criminal Court	29,885,472	-	1,714,528	1,714,528	31,600,000
1254	Family Court	23,796,000	-	1,264,000	1,264,000	25,060,000
1255	Juvenile Court	10,889,778	-	210,222	210,222	11,100,000
1486	Drug Court	13,183,168	-	616,832	616,832	13,800,000
1251	Majistrate Courts	231,124,637	-	3,675,363	3,675,363	234,800,000
S03	Judicial Service Commission	17,110,583	-	289,417	289,417	17,400,000
1247	Judicial Service Commission	17,110,583	-	289,417	289,417	17,400,000
S05	Elections Commission	26,978,690	-	1,499,210	1,499,210	28,477,900
1244	Elections Commission	26,978,690	-	1,499,210	1,499,210	28,477,900
S06	Civil Service Commission	27,016,577	-	2,198,941	2,198,941	29,215,518
1256	Civil Service Commission	27,016,577	-	2,198,941	2,198,941	29,215,518
S07	Human Rights Commission	29,680,198	-	170,000	170,000	29,850,198
1246	Human Rights Commission	29,680,198	-	170,000	170,000	29,850,198
S08	Anti-Corruption Commission	44,242,220	-	1,157,780	1,157,780	45,400,000
1245	Anti-Corruption Commission	44,242,220	-	1,157,780	1,157,780	45,400,000
S09	Auditor General's Office	56,627,218	30,000,000	3,688,075	33,688,075	90,315,293
1243	Auditor General's Office	56,627,218	30,000,000	3,688,075	33,688,075	90,315,293
S10	Prosecutor General's Office	64,363,000	-	1,737,000	1,737,000	66,100,000
1257	Prosecutor General's Office	64,363,000	-	1,737,000	1,737,000	66,100,000

		Capital				Total
		Recurrent	PSIP	Other Capital	Total Capital	
<b>S11</b>	<b>Maldives Inland revenue Authority</b>	<b>109,911,186</b>	<b>-</b>	<b>3,788,814</b>	<b>3,788,814</b>	<b>113,700,000</b>
1009	Maldives Inland revenue Authority	109,911,186	-	3,788,814	3,788,814	113,700,000
<b>S12</b>	<b>Employment Tribunal</b>	<b>10,072,121</b>	<b>-</b>	<b>127,879</b>	<b>127,879</b>	<b>10,200,000</b>
1222	Employment Tribunal	10,072,121	-	127,879	127,879	10,200,000
<b>S13</b>	<b>Maldives Media Council</b>	<b>5,044,500</b>	<b>-</b>	<b>55,500</b>	<b>55,500</b>	<b>5,100,000</b>
1270	Maldives Media Council	5,044,500	-	55,500	55,500	5,100,000
<b>S14</b>	<b>Maldives Broadcasting Commission</b>	<b>9,270,722</b>	<b>-</b>	<b>29,278</b>	<b>29,278</b>	<b>9,300,000</b>
1478	Maldives Broadcasting Commission	9,270,722	-	29,278	29,278	9,300,000
<b>S15</b>	<b>Tax Appeal Tribunal</b>	<b>10,040,155</b>	<b>-</b>	<b>459,845</b>	<b>459,845</b>	<b>10,500,000</b>
1275	Tax Appeal Tribunal	10,040,155	-	459,845	459,845	10,500,000
<b>S16</b>	<b>Local Government Authority</b>	<b>39,157,300</b>	<b>22,906,570</b>	<b>692,700</b>	<b>23,599,270</b>	<b>62,756,570</b>
1276	Local Government Authority	39,157,300	22,906,570	692,700	23,599,270	62,756,570
<b>S17</b>	<b>Information Commissioner's Office</b>	<b>4,528,315</b>	<b>-</b>	<b>175,400</b>	<b>175,400</b>	<b>4,703,715</b>
1512	Information Commissioner's Office	4,528,315	-	175,400	175,400	4,703,715
<b>S18</b>	<b>National Integrity Commission</b>	<b>13,518,296</b>	<b>-</b>	<b>261,704</b>	<b>261,704</b>	<b>13,780,000</b>
1515	National Integrity Commission	13,518,296	-	261,704	261,704	13,780,000
<b>S44</b>	<b>Family Protection Authority</b>	<b>9,524,465</b>	<b>-</b>	<b>641,171</b>	<b>641,171</b>	<b>10,165,636</b>
1505	Family Protection Authority	9,524,465	-	641,171	641,171	10,165,636
<b>S60</b>	<b>Office of Ombudsperson for Transitional Justice</b>	<b>16,910,050</b>	<b>-</b>	<b>289,950</b>	<b>289,950</b>	<b>17,200,000</b>
1542	Office of Ombudsperson for Transitional Justice	16,910,050	-	289,950	289,950	17,200,000
<b>S57</b>	<b>Children's Ombudsperson's Office</b>	<b>8,200,000</b>	<b>-</b>	<b>800,000</b>	<b>800,000</b>	<b>9,000,000</b>
1540	Children's Ombudsperson's Office	8,200,000	-	800,000	800,000	9,000,000
<b>S35</b>	<b>Attorney General's Office</b>	<b>42,701,000</b>	<b>-</b>	<b>999,000</b>	<b>999,000</b>	<b>43,700,000</b>
1144	Attorney General's Office	42,701,000	-	999,000	999,000	43,700,000
<b>S56</b>	<b>Maldives International Arbitration Centre</b>	<b>5,988,014</b>	<b>-</b>	<b>111,986</b>	<b>111,986</b>	<b>6,100,000</b>
1535	Maldives International Arbitration Centre	5,988,014	-	111,986	111,986	6,100,000
<b>S20</b>	<b>Ministry of Finance</b>	<b>60,810,000</b>	<b>5,600,000</b>	<b>1,680,000</b>	<b>7,280,000</b>	<b>68,090,000</b>
1272	Ministry of Finance	60,810,000	5,600,000	1,680,000	7,280,000	68,090,000
<b>S37</b>	<b>Special Budget</b>	<b>5,329,369,145</b>	<b>-</b>	<b>5,126,129,888</b>	<b>5,126,129,888</b>	<b>10,455,499,033</b>
1265	Special Budget	5,329,369,145	-	5,126,129,888	5,126,129,888	10,455,499,033
<b>S38</b>	<b>Pension Budget</b>	<b>1,400,000,000</b>	<b>-</b>	<b>-</b>	<b>-</b>	<b>1,400,000,000</b>
1007	Pension Budget	1,400,000,000	-	-	-	1,400,000,000
<b>S21</b>	<b>Ministry of Defence</b>	<b>16,612,299</b>	<b>200,000</b>	<b>1,102,129</b>	<b>1,302,129</b>	<b>17,914,428</b>
1012	Ministry of Defence	15,470,279	200,000	915,970	1,115,970	16,586,249
1522	National Counterterrorism Centre	1,142,020	-	186,159	186,159	1,328,179
<b>S55</b>	<b>Aviation Security Command</b>	<b>144,656,855</b>	<b>-</b>	<b>343,145</b>	<b>343,145</b>	<b>145,000,000</b>
1498	Aviation Security Command	144,656,855	-	343,145	343,145	145,000,000

		Capital				Total
		Recurrent	PSIP	Other Capital	Total Capital	
<b>S45</b>	<b>Maldives National Defense Force</b>	<b>1,420,479,984</b>	<b>10,594,130</b>	<b>85,463,950</b>	<b>96,058,080</b>	<b>1,516,538,064</b>
1013	Maldives National Defense Force	1,420,479,984	10,594,130	85,463,950	96,058,080	1,516,538,064
<b>S47</b>	<b>Maldives Immigration</b>	<b>154,513,498</b>	<b>1,218,662</b>	<b>4,332,527</b>	<b>5,551,189</b>	<b>160,064,687</b>
1029	Maldives Immigration	154,513,498	1,218,662	4,332,527	5,551,189	160,064,687
<b>S53</b>	<b>National Disaster Management Authority</b>	<b>9,010,319</b>	<b>800,000</b>	<b>2,489,681</b>	<b>3,289,681</b>	<b>12,300,000</b>
1014	National Disaster Management Authority	9,010,319	800,000	2,489,681	3,289,681	12,300,000
<b>S22</b>	<b>Ministry of Home Affairs</b>	<b>68,149,672</b>	<b>17,294,107</b>	<b>4,910,326</b>	<b>22,204,433</b>	<b>90,354,105</b>
1016	Ministry of Home Affairs	58,033,886	17,294,107	4,559,126	21,853,233	79,887,119
1057	Department of Juvenile Justice	10,115,786	-	351,200	351,200	10,466,986
<b>S39</b>	<b>Maldives Police Service</b>	<b>1,649,127,919</b>	<b>31,702,170</b>	<b>85,078,413</b>	<b>116,780,583</b>	<b>1,765,908,502</b>
1027	Maldives Police Service	1,649,127,919	31,702,170	85,078,413	116,780,583	1,765,908,502
<b>S46</b>	<b>Maldives Correctional Service</b>	<b>306,944,455</b>	<b>3,998,791</b>	<b>10,700,000</b>	<b>14,698,791</b>	<b>321,643,246</b>
1025	Maldives Correctional Service	306,944,455	3,998,791	10,700,000	14,698,791	321,643,246
<b>S40</b>	<b>Maldives Customs Service</b>	<b>217,490,678</b>	<b>9,285,274</b>	<b>9,237,581</b>	<b>18,522,855</b>	<b>236,013,533</b>
1008	Maldives Customs Service	217,490,678	9,285,274	9,237,581	18,522,855	236,013,533
<b>S23</b>	<b>Ministry of Education</b>	<b>2,858,714,041</b>	<b>215,402,706</b>	<b>35,190,320</b>	<b>250,593,026</b>	<b>3,109,307,067</b>
1058	Ministry of Education	427,540,537	55,160,751	7,951,000	63,111,751	490,652,288
1060	Department of Public Examination	61,630,741	-	876,600	876,600	62,507,341
1518	Quality Assurance Department	6,759,166	-	142,701	142,701	6,901,867
1500	National Institute of Education	24,435,904	-	231,332	231,332	24,667,236
1533	Department of Inclusive Education	9,338,519	-	403,000	403,000	9,741,519
1062	MOE / Atoll School Construction	-	142,032,289	-	142,032,289	142,032,289
1063	MOE / Male' School Construction	-	18,209,666	-	18,209,666	18,209,666
1065	Majeediyya School	32,381,972	-	213,302	213,302	32,595,274
1066	Dharumavantha school	20,541,558	-	81,000	81,000	20,622,558
1067	Aminiyya School	41,422,164	-	99,950	99,950	41,522,114
1068	Iskandaru School	35,684,634	-	59,250	59,250	35,743,884
1069	Centre For Higher Secondary Education	25,463,848	-	341,320	341,320	25,805,168
1070	Al- Madrasathul Arabiyyathul Islamiyya	26,036,310	-	287,600	287,600	26,323,910
1071	Jamaaludeen School	35,156,971	-	195,000	195,000	35,351,971
1072	Thaajudeen School	32,426,998	-	180,000	180,000	32,606,998
1073	Kalaafaanu School	30,456,779	-	127,250	127,250	30,584,029
1075	Muhiyudeen School	22,625,743	-	265,178	265,178	22,890,921
1076	Imaadudeen School	37,484,729	-	317,300	317,300	37,802,029
1077	Ghaazee school	34,329,836	-	164,219	164,219	34,494,055
1526	Huravee School	31,744,665	-	218,000	218,000	31,962,665
1514	Rehendhi School	38,917,997	-	209,075	209,075	39,127,072
1543	Mohamed Qasim Pre-School	12,463,093	-	1,272,000	1,272,000	13,735,093



		Capital			Total
		Recurrent	PSIP	Other Capital	
				Total Capital	
1261	Hiriya School	30,297,864	-	195,850	30,493,714
1537	Izzudeen School	10,661,361	-	165,150	10,826,511
1079	Ha.Atoll Education Centre	20,238,307	-	146,150	20,384,457
1095	Ha.Atholhu Madharusaa	13,934,369	-	217,005	14,151,374
1080	Hdh.Atoll Education Centre	22,929,570	-	159,200	23,088,770
1081	Sh.Atoll Education Centre	9,893,671	-	107,500	10,001,171
1082	N.Atoll Education Centre	10,481,097	-	71,770	10,552,867
1083	R.Atoll Education Centre	15,766,953	-	83,500	15,850,453
1084	B.Atoll Education Centre	21,904,975	-	224,160	22,129,135
1085	LH.Atoll Education Centre	12,919,689	-	460,550	13,380,239
1111	Lh.Atoll School	11,131,900	-	72,024	11,203,924
1113	K.Atoll School	13,272,175	-	160,000	13,432,175
1086	Adh.Atoll Education Centre	14,450,029	-	31,000	14,481,029
1114	Adh.Atoll School	13,811,428	-	93,700	13,905,128
1087	F.Atoll Education Centre	16,647,274	-	90,000	16,737,274
1088	Dh.Atoll Education Centre	19,626,677	-	64,100	19,690,777
1089	TH.Atoll Education Centre	9,984,579	-	24,198	10,008,777
1090	L.Atoll Education Centre	19,300,083	-	99,580	19,399,663
1091	GA.Atoll Education Centre	17,759,334	-	114,600	17,873,934
1092	Gdh.Atoll Education Centre	13,918,284	-	64,200	13,982,484
1093	Gn.Atoll Education Centre	15,822,315	-	117,200	15,939,515
1096	Ihavandhoo School	20,263,578	-	81,750	20,345,328
1097	Madhurasathul Seikh Ibrahim	10,536,146	-	150,000	10,686,146
1098	Afeefudheen School	20,255,783	-	170,475	20,426,258
1099	Nolhivaram School	15,946,894	-	107,000	16,053,894
1100	Jalaaludeen School	19,346,730	-	137,235	19,483,965
1101	Sh.Atoll School	11,726,845	-	86,000	11,812,845
1102	Funadhoo School	16,922,904	-	74,336	16,997,240
1103	Milandhoo School	17,609,694	-	275,580	17,885,274
1104	Kendhikulhudhoo School	13,046,008	-	183,500	13,229,508
1105	Meyna School	15,037,321	-	107,100	15,144,421
1106	Ungoofaaru School	10,592,685	-	228,300	10,820,985
1107	Alifushee School	12,905,356	-	108,755	13,014,111
1108	Maduvarree School	13,862,223	-	135,750	13,997,973
1109	Hulhudhufaar School	12,173,039	-	235,413	12,408,452
1110	Thulhaadhoo School	12,936,262	-	130,100	13,066,362
1112	Madhurasathul Ifthithaah	20,637,478	-	233,544	20,871,022
1115	Hamadhin Haleefa Al-sanee School	16,092,937	-	176,200	16,269,137

		Capital				Total
		Recurrent	PSIP	Other Capital	Total Capital	
1116	L.Maavashu School	12,178,442	-	63,000	63,000	12,241,442
1117	Aboobakuru School	11,646,297	-	64,200	64,200	11,710,497
1504	Thinadhoo School	11,434,510	-	123,900	123,900	11,558,410
1118	Hafiz Ahmed School	17,577,112	-	157,163	157,163	17,734,275
1119	Madharusathul Sheikh Mohamed Jamaaluddin / Gn.Fuvahmulah	20,835,660	-	503,555	503,555	21,339,215
1122	Feydhoo School	19,134,838	-	256,500	256,500	19,391,338
1120	Hithadhoo School	22,491,380	-	185,450	185,450	22,676,830
1121	Sharafuddheen School	29,472,588	-	341,500	341,500	29,814,088
1123	Addu High School	18,295,632	-	220,800	220,800	18,516,432
1541	S. Atoll School	16,257,037	-	208,000	208,000	16,465,037
1501	Northern Education Unit	210,919,881	-	2,871,650	2,871,650	213,791,531
1521	North Central Education Unit	233,440,428	-	2,739,150	2,739,150	236,179,578
1502	Central Education Unit	201,867,886	-	2,959,600	2,959,600	204,827,486
1520	South Central Education Unit	279,276,622	-	2,739,150	2,739,150	282,015,772
1503	Southern Education Unit	172,399,747	-	2,739,150	2,739,150	175,138,897
S48	Ministry of Higher Education	663,223,491	36,280,914	2,041,509	38,322,423	701,545,914
1129	Ministry of Higher Education	632,748,697	36,280,914	693,534	36,974,448	669,723,145
1142	Maldives Qualification Authority	5,724,394	-	594,600	594,600	6,318,994
1263	Maldives Polytechnic	18,657,152	-	424,725	424,725	19,081,877
1482	Maldives National Skills Development Authority	6,093,248	-	328,650	328,650	6,421,898
S24	Maldives Islamic University	37,994,000	-	2,006,000	2,006,000	40,000,000
1141	Maldives Islamic University	37,994,000	-	2,006,000	2,006,000	40,000,000
S25	Maldives National University	165,631,077	2,965,000	2,242,305	5,207,305	170,838,382
1130	Maldives National University	30,385,860	2,965,000	614,140	3,579,140	33,965,000
1131	Faculty of Education	13,505,924	-	75,875	75,875	13,581,799
1132	Faculty of Health Sciences	11,347,992	-	185,200	185,200	11,533,192
1133	Faculty of Management & Computing	10,787,124	-	100,646	100,646	10,887,770
1134	Faculty of Engineering Technology	13,051,126	-	81,220	81,220	13,132,346
1135	Faculty of Hospitality and Tourism Studies	10,011,172	-	264,000	264,000	10,275,172
1136	Centre for Maritime Studies	3,761,274	-	81,500	81,500	3,842,774
1137	Center for Education Technology & Excellence	3,223,950	-	43,700	43,700	3,267,650
1139	Atoll Campuses	13,875,679	-	234,900	234,900	14,110,579
1140	Faculty of Arts	8,755,928	-	118,000	118,000	8,873,928
1266	National Law Library	6,106,381	-	55,250	55,250	6,161,631
1138	Faculty of Sharee'a and Law	11,078,130	-	95,975	95,975	11,174,105
1523	School of Nursing	11,259,685	-	169,899	169,899	11,429,584
1524	Centre for Foundation Studies	5,039,358	-	37,000	37,000	5,076,358
1527	School of Medicine	13,441,494	-	85,000	85,000	13,526,494

		Capital				Total
		Recurrent	PSIP	Other Capital	Total Capital	
S26	Ministry of Foreign Affairs	344,664,640	-	7,435,360	7,435,360	352,100,000
1147	Ministry of Foreign Affairs	66,615,226	-	3,059,051	3,059,051	69,674,277
1148	Embassy of the Republic of Maldives in Dhaka, Bangladesh	7,976,168	-	216,400	216,400	8,192,568
1149	Embassy of the Republic of Maldives in Colombo, Sri Lanka	34,683,132	-	552,287	552,287	35,235,419
1150	Permanent Mission of Maldives to the United Nations	23,806,450	-	231,300	231,300	24,037,750
1151	Embassy of the Republic of Maldives in London, United Kingdom	11,263,452	-	-	-	11,263,452
1152	Embassy of the Republic of Maldives in New Delhi, India	18,623,733	-	1,126,634	1,126,634	19,750,367
1153	Consulate of the Republic of Maldives in Thiruvananthapuram, India	9,611,450	-	1,251,763	1,251,763	10,863,213
1154	Embassy of the Republic of Maldives in Kuala Lumpur, Malaysia	33,386,457	-	148,388	148,388	33,534,845
1155	Embassy of the Republic of Maldives in Japan	17,035,069	-	228,800	228,800	17,263,869
1157	Embassy of the Republic of Maldives in Beijing, China	10,414,136	-	172,000	172,000	10,586,136
1158	Embassy of the Republic of Maldives in Riyadh, Saudi Arabia	15,959,208	-	143,735	143,735	16,102,943
1159	Permanent Mission of Maldives to the United Nations, Geneva, Switzerland	14,526,250	-	-	-	14,526,250
1160	Embassy of the Republic of Maldives in Islamabad, Pakistan	8,684,508	-	10,000	10,000	8,694,508
1161	Maldives Mission to the European Union, Brussels, Belgium	10,331,570	-	-	-	10,331,570
1162	Embassy of Republic of Maldives in Singapore	10,710,038	-	45,420	45,420	10,755,458
1274	Embassy of the Republic of Maldives in Abu Dhabi, United Arab Emirates	14,555,699	-	-	-	14,555,699
1519	Embassy of the Republic of Maldives in Berlin, Germany	14,244,507	-	178,082	178,082	14,422,589
1525	Embassy of the Republic of Maldives in Thailand	22,237,587	-	71,500	71,500	22,309,087
S27	Ministry of Health	1,692,760,734	276,035,513	62,148,431	338,183,944	2,030,944,678
1163	Ministry of Health	580,713,176	265,477,116	48,989,453	314,466,569	895,179,745
1164	Health Protection Agency	27,211,546	-	612,550	612,550	27,824,096
1191	Maldives Food & Drug Authority	26,097,540	-	100,000	100,000	26,197,540
1507	Maldives Blood Service	24,298,497	-	139,000	139,000	24,437,497
1186	Dhamanaveshi	7,701,939	-	52,000	52,000	7,753,939
1192	National Drug Agency	115,159,359	10,558,397	2,642,008	13,200,405	128,359,764
1173	HA. Atoll Hospital	90,071,030	-	600,000	600,000	90,671,030
1174	SH. Atoll Hospital	97,958,509	-	972,750	972,750	98,931,259
1175	N. Atoll Hospital	65,601,569	-	754,750	754,750	66,356,319
1176	B. Atoll Hospital	79,124,135	-	552,250	552,250	79,676,385
1177	LH. Atoll Hospital	51,610,126	-	382,000	382,000	51,992,126
1497	K. Atoll Health Services	55,020,155	-	490,000	490,000	55,510,155
1178	AA. Atoll Hospital	49,579,430	-	364,000	364,000	49,943,430
1179	ADH. Atoll Hospital	59,173,418	-	677,350	677,350	59,850,768
1180	V. Atoll Hospital	21,603,402	-	564,550	564,550	22,167,952
1170	M. Regional Hospital	56,429,797	-	842,500	842,500	57,272,297
1181	F. Atoll Hospital	46,047,158	-	570,000	570,000	46,617,158
1182	DH. Atoll Hospital	48,304,938	-	717,920	717,920	49,022,858

		Capital				Total
		Recurrent	PSIP	Other Capital	Total Capital	
1183	TH. Atoll Hospital	86,512,847	-	776,600	776,600	87,289,447
1184	GA. Atoll Hospital	69,948,163	-	724,000	724,000	70,672,163
1185	Gn. Atoll Hospital	34,594,000	-	624,750	624,750	35,218,750
S42	Indira Gandhi Memorial Hospital	1,058,025,271	3,433,856	31,974,733	35,408,589	1,093,433,860
1166	Indira Gandhi Memorial Hospital	1,028,897,530	3,433,856	28,533,093	31,966,949	1,060,864,479
1187	Villingili Hospital	29,127,741	-	3,441,640	3,441,640	32,569,381
S62	Hulhumale Hospital	264,239,999	3,066,915	23,759,999	26,826,914	291,066,913
1188	Hulhumale Hospital	264,239,999	3,066,915	23,759,999	26,826,914	291,066,913
S58	Kulhudhuffushi Regional Hospital	185,284,219	5,762,938	11,554,715	17,317,653	202,601,872
1167	Kulhudhuffushi Regional Hospital	185,284,219	5,762,938	11,554,715	17,317,653	202,601,872
S63	Ungoofaaru Regional Hospital	166,120,765	2,500,000	2,700,000	5,200,000	171,320,765
1168	Ungoofaaru Regional Hospital	166,120,765	2,500,000	2,700,000	5,200,000	171,320,765
S61	Gan Regional Hospital	157,043,199	2,097,768	1,800,000	3,897,768	160,940,967
1172	Gan Regional Hospital	157,043,199	2,097,768	1,800,000	3,897,768	160,940,967
S64	Abdul Samad Memorial Hospital	170,348,000	-	1,852,000	1,852,000	172,200,000
1171	Abdul Samad Memorial Hospital	170,348,000	-	1,852,000	1,852,000	172,200,000
S59	Addu Equatorial Hospital	258,338,402	3,594,171	5,661,592	9,255,763	267,594,165
1169	Addu Equatorial Hospital	258,338,402	3,594,171	5,661,592	9,255,763	267,594,165
S28	Ministry of Economic Development	200,730,894	3,000,000	4,905,662	7,905,662	208,636,556
1202	Ministry of Economic Development	138,729,244	3,000,000	4,344,662	7,344,662	146,073,906
1511	Labour Relations Authority	17,439,000	-	561,000	561,000	18,000,000
1517	Invest Maldives	44,562,650	-	-	-	44,562,650
S50	Ministry of Transport & Civil Aviation	44,436,160	1,672,863	7,018,899	8,691,762	53,127,922
1530	Ministry of Transport & Civil Aviation	30,001,285	1,672,863	6,264,899	7,937,762	37,939,047
1232	Transport Authority	14,434,875	-	754,000	754,000	15,188,875
S29	Ministry of Tourism	57,062,391	-	1,537,609	1,537,609	58,600,000
1204	Ministry of Tourism	57,062,391	-	1,537,609	1,537,609	58,600,000
S30	Ministry of Youth, Sports & Community Empowerment	176,607,000	115,579,606	19,830,560	135,410,166	312,017,166
1215	Ministry of Youth, Sports & Community Empowerment	176,607,000	115,579,606	19,830,560	135,410,166	312,017,166
S52	Ministry of Arts, Culture and Heritage	55,554,970	4,557,966	3,128,025	7,685,991	63,240,961
1532	Ministry of Arts, Culture and Heritage	15,287,857	1,732,500	473,500	2,206,000	17,493,857
1210	National Library	5,399,394	-	35,000	35,000	5,434,394
1211	National Centre for the Arts	7,158,882	562,230	708,508	1,270,738	8,429,620
1213	National Bureau of Classification	2,695,258	-	34,500	34,500	2,729,758
1269	Dhivehi Bahuge Academy	6,904,299	-	124,210	124,210	7,028,509
1271	Department of Heritage	12,893,493	2,263,236	147,451	2,410,687	15,304,180
1506	National Archives	5,215,787	-	1,604,856	1,604,856	6,820,643

		Capital				Total
		Recurrent	PSIP	Other Capital	Total Capital	
<b>S31</b>	<b>Ministry of National Planning, Housing and Infrastructure</b>	<b>317,940,720</b>	<b>1,789,574,439</b>	<b>23,253,553</b>	<b>1,812,827,992</b>	<b>2,130,768,712</b>
1224	Ministry of National Planning, Housing and Infrastructure	254,177,591	1,789,574,439	6,945,349	1,796,519,788	2,050,697,379
1011	Maldives Bureau of Statistics	40,126,227	-	12,385,043	12,385,043	52,511,270
1026	Department of National Registrations	15,578,563	-	3,481,500	3,481,500	19,060,063
1483	Maldives Land and Survey Authority	8,058,339	-	441,661	441,661	8,500,000
<b>S32</b>	<b>Ministry of Fisheries, Marine Resources and Agriculture</b>	<b>60,582,308</b>	<b>16,298,491</b>	<b>10,971,424</b>	<b>27,269,915</b>	<b>87,852,223</b>
1233	Ministry of Fisheries, Marine Resources and Agriculture	60,582,308	16,298,491	10,971,424	27,269,915	87,852,223
<b>S33</b>	<b>Ministry of Islamic Affairs</b>	<b>160,199,142</b>	<b>25,015,266</b>	<b>1,472,863</b>	<b>26,488,129</b>	<b>186,687,271</b>
1240	Ministry of Islamic Affairs	150,096,305	25,015,266	1,075,700	26,090,966	176,187,271
1241	Center for the Holy Quran	7,191,405	-	308,595	308,595	7,500,000
1534	Islamee Fathuvadhey Majilis	2,911,432	-	88,568	88,568	3,000,000
<b>S34</b>	<b>Ministry of Environment, Climate Change and Tehcnology</b>	<b>164,707,992</b>	<b>-</b>	<b>72,775,408</b>	<b>72,775,408</b>	<b>237,483,400</b>
1229	Ministry of Environment, Climate Change and Tehcnology	62,797,500	-	2,202,500	2,202,500	65,000,000
1228	Maldives Meteorological Service	34,242,700	-	757,300	757,300	35,000,000
1230	Utility Regulatory Authority	17,675,201	-	2,324,799	2,324,799	20,000,000
1231	Environmental Protection Agency	15,792,800	-	207,200	207,200	16,000,000
1238	National Centre For Information Technology	26,451,991	-	66,531,409	66,531,409	92,983,400
1239	Communications Authority of Maldives	7,747,800	-	752,200	752,200	8,500,000
<b>S36</b>	<b>Ministry Of Gender, Family and Social Services</b>	<b>200,263,350</b>	<b>12,998,630</b>	<b>4,442,590</b>	<b>17,441,220</b>	<b>217,704,570</b>
1510	Ministry Of Gender, Family and Social Services	42,815,173	12,998,630	2,304,555	15,303,185	58,118,358
1194	Khaassa Eheeah Beynunvaa Meehun thibey Marukaz	42,140,228	-	696,579	696,579	42,836,807
1196	Family & Children Service Centre	59,961,424	-	417,800	417,800	60,379,224
1197	Kudakudhinge Hiyaa	6,137,825	-	368,828	368,828	6,506,653
1516	Fiyavathi	28,225,972	-	146,000	146,000	28,371,972
1539	Child & Family Protection Service	20,982,728	-	508,828	508,828	21,491,556
<b>S41</b>	<b>National Social Protection Agency</b>	<b>1,296,453,187</b>	<b>-</b>	<b>546,813</b>	<b>546,813</b>	<b>1,297,000,000</b>
1250	National Social Protection Agency	1,296,453,187	-	546,813	546,813	1,297,000,000
<b>S43</b>	<b>Male' City Council</b>	<b>1,565,370,767</b>	<b>-</b>	<b>-</b>	<b>-</b>	<b>1,565,370,767</b>
1477	Male' City Council	151,958,765	-	-	-	151,958,765
1277	Addu City Council	68,675,889	-	-	-	68,675,889
1476	Fuvamulaku City Council	44,052,885	-	-	-	44,052,885
1304	Kulhudhuffushee City Council	32,732,905	-	-	-	32,732,905
1281	HA. Atoll Council	9,319,651	-	-	-	9,319,651
1282	HA. Thuraakunu Council	4,421,146	-	-	-	4,421,146
1283	HA. Uligamu Council	4,605,996	-	-	-	4,605,996
1284	HA. Molhadhoo Council	4,121,122	-	-	-	4,121,122
1285	HA. Hoarafushee Council	10,229,138	-	-	-	10,229,138
1286	HA. Ihavandhoo Council	13,068,706	-	-	-	13,068,706

		Capital				Total
		Recurrent	PSIP	Other Capital	Total Capital	
1287	HA. Kelaa Council	8,049,404	-	-	-	8,049,404
1288	HA. Vashafaru Council	4,078,425	-	-	-	4,078,425
1289	HA. Dhidhdhoo Council	13,755,642	-	-	-	13,755,642
1290	HA. Filladhoo Council	6,429,571	-	-	-	6,429,571
1291	HA. Maarandhoo Council	5,241,913	-	-	-	5,241,913
1292	HA. Thakandhoo Council	3,910,196	-	-	-	3,910,196
1280	HA. Utheemu Council	4,772,111	-	-	-	4,772,111
1293	HA. Muraidhoo Council	4,305,401	-	-	-	4,305,401
1294	HA. Baarashu Council	8,916,505	-	-	-	8,916,505
1295	HDh. Atoll Council	8,433,251	-	-	-	8,433,251
1296	HDh. Hanimaadhoo Council	11,259,057	-	-	-	11,259,057
1297	HDh. Finey Council	4,517,500	-	-	-	4,517,500
1298	HDh. Naivaadhoo Council	4,106,407	-	-	-	4,106,407
1299	HDh. Hirimaradhoo Council	3,657,551	-	-	-	3,657,551
1300	HDh. Nolvivaranfaru Council	7,426,397	-	-	-	7,426,397
1301	HDh. Nellaidhoo Council	6,080,579	-	-	-	6,080,579
1302	HDh. Nolvivaramu Council	11,198,064	-	-	-	11,198,064
1303	HDh. Kurinbee Council	4,354,830	-	-	-	4,354,830
1305	HDh. Kumundhoo Council	6,744,557	-	-	-	6,744,557
1306	HDh. Neykurendhoo Council	6,325,347	-	-	-	6,325,347
1307	HDh. Vaikaradhoo Council	6,078,580	-	-	-	6,078,580
1308	HDh. Makunudhoo Council	8,118,787	-	-	-	8,118,787
1309	Sh. Atoll Council	9,828,339	-	-	-	9,828,339
1310	Sh. Kanditheemu Council	7,648,023	-	-	-	7,648,023
1311	Sh. Noomaraa Council	3,850,996	-	-	-	3,850,996
1312	Sh. Goidhoo Council	5,400,259	-	-	-	5,400,259
1313	Sh. Feydhoo Council	5,940,174	-	-	-	5,940,174
1314	Sh. Feevaku Council	5,154,651	-	-	-	5,154,651
1315	Sh. Bileiyfahee Council	4,838,530	-	-	-	4,838,530
1316	Sh. Foakaidhoo Council	8,286,756	-	-	-	8,286,756
1317	Sh. Narudhoo Council	4,356,712	-	-	-	4,356,712
1318	Sh. Maroshee Council	4,168,055	-	-	-	4,168,055
1319	Sh. Lhaimagu Council	4,617,006	-	-	-	4,617,006
1320	Sh. Komandoo Council	6,743,765	-	-	-	6,743,765
1321	Sh. Maaungoodhoo Council	5,352,503	-	-	-	5,352,503
1322	Sh. Funadhoo Council	11,436,152	-	-	-	11,436,152
1323	Sh. Milandhoo Council	10,555,215	-	-	-	10,555,215
1324	N. Atoll Council	8,075,671	-	-	-	8,075,671

		Capital				Total
		Recurrent	PSIP	Other Capital	Total Capital	
1325	N. Henbadhoo Council	4,256,043	-	-	-	4,256,043
1326	N. Kendhikuhudhoo Council	8,946,632	-	-	-	8,946,632
1327	N. Maalhendhoo Council	4,890,822	-	-	-	4,890,822
1328	N. Kudafaree Council	3,960,204	-	-	-	3,960,204
1329	N. Landhoo Council	5,220,578	-	-	-	5,220,578
1330	N. Maafaru Council	5,613,271	-	-	-	5,613,271
1331	N. Lhohee Council	4,544,274	-	-	-	4,544,274
1332	N. Miladhoo Council	5,123,734	-	-	-	5,123,734
1333	N. Magoodhoo Council	3,274,515	-	-	-	3,274,515
1334	N. Manadhoo Council	7,955,655	-	-	-	7,955,655
1335	N. Holhudhoo Council	8,724,513	-	-	-	8,724,513
1336	N. Fodhdhoo Council	3,069,542	-	-	-	3,069,542
1337	N. Velidhoo Council	9,631,656	-	-	-	9,631,656
1338	R. Atoll Council	9,673,250	-	-	-	9,673,250
1339	R. Alifushee Council	9,313,461	-	-	-	9,313,461
1340	R. Vaadhoo Council	4,046,179	-	-	-	4,046,179
1341	R. Rasgetheemu Council	4,183,693	-	-	-	4,183,693
1342	R. Angolhitheemu Council	3,930,834	-	-	-	3,930,834
1344	R. Ungoofaaru Council	7,782,139	-	-	-	7,782,139
1346	R. Maakurathu Council	5,412,686	-	-	-	5,412,686
1347	R. Rasmaadhoo Council	4,228,659	-	-	-	4,228,659
1348	R. Innamaadhoo Council	4,287,657	-	-	-	4,287,657
1349	R. Maduhvaree Council	8,062,504	-	-	-	8,062,504
1350	R. Inguraidhoo Council	6,973,004	-	-	-	6,973,004
1352	R. Fainu Council	3,924,201	-	-	-	3,924,201
1351	R. Meedhoo Council	9,380,805	-	-	-	9,380,805
1353	R. Kinolhahu Council	4,453,098	-	-	-	4,453,098
1343	R. Hulhudhuffaaru Council	6,988,066	-	-	-	6,988,066
1345	R. Dhuvaafaru Council	14,458,032	-	-	-	14,458,032
1354	B. Atoll Council	7,881,830	-	-	-	7,881,830
1355	B. Kudarikilu Council	3,937,729	-	-	-	3,937,729
1356	B. Kamadhoo Council	3,362,451	-	-	-	3,362,451
1357	B. Kendhoo Council	5,353,636	-	-	-	5,353,636
1358	B. Kihaadhoo Council	3,471,669	-	-	-	3,471,669
1359	B. Dhonfanu Council	3,431,410	-	-	-	3,431,410
1360	B. Dharavandhoo Council	5,361,884	-	-	-	5,361,884
1361	B. Maalhohu Council	4,012,333	-	-	-	4,012,333
1362	B. Eydhafushee Council	12,780,437	-	-	-	12,780,437

		Capital				Total
		Recurrent	PSIP	Other Capital	Total Capital	
1363	B. Thulhaadhoo Council	8,338,793	-	-	-	8,338,793
1364	B. Hithaadhoo Council	5,005,129	-	-	-	5,005,129
1365	B. Fulhadhoo Council	2,714,708	-	-	-	2,714,708
1366	B. Fehendhoo Council	2,843,105	-	-	-	2,843,105
1367	B. Goidhoo Council	5,334,026	-	-	-	5,334,026
1368	Lh. Atoll Council	6,888,529	-	-	-	6,888,529
1369	Lh. Hinnavaru Council	12,446,004	-	-	-	12,446,004
1370	Lh. Naifaru Council	18,244,257	-	-	-	18,244,257
1371	Lh. Kurendhoo Council	7,160,226	-	-	-	7,160,226
1372	Lh. Olhuvelifushee Council	4,352,252	-	-	-	4,352,252
1373	K. Atoll Council	9,030,688	-	-	-	9,030,688
1279	K. Kaashidhoo Council	11,617,533	-	-	-	11,617,533
1374	K. Gaafaru Council	6,597,487	-	-	-	6,597,487
1375	K. Dhiffushee Council	6,129,985	-	-	-	6,129,985
1376	K. Thulusdhoo Council	6,912,459	-	-	-	6,912,459
1377	K. Huraa Council	6,871,485	-	-	-	6,871,485
1378	K. Himmafushee Council	7,989,654	-	-	-	7,989,654
1379	K. Gulhee Council	5,499,402	-	-	-	5,499,402
1380	K. Maafushee Council	13,632,242	-	-	-	13,632,242
1381	K. Guraidhoo Council	9,200,118	-	-	-	9,200,118
1382	AA. Atoll Council	6,913,827	-	-	-	6,913,827
1383	AA. Thoddoo Council	8,546,176	-	-	-	8,546,176
1384	AA. Rasdhoo Council	5,791,986	-	-	-	5,791,986
1385	AA. Ukulhahu Council	6,179,510	-	-	-	6,179,510
1387	AA. Bodufolhudhoo Council	4,778,651	-	-	-	4,778,651
1386	AA. Mathiveree Council	5,174,355	-	-	-	5,174,355
1388	AA. Feridhoo Council	4,201,371	-	-	-	4,201,371
1389	AA. Maalhohu Council	4,245,412	-	-	-	4,245,412
1390	AA. Himandhoo Council	5,311,106	-	-	-	5,311,106
1391	ADh. Atoll Council	7,450,223	-	-	-	7,450,223
1392	ADh. Hanyaameedhoo Council	3,989,069	-	-	-	3,989,069
1393	ADh. Omadhoo Council	5,129,151	-	-	-	5,129,151
1394	ADh. Kunburudhoo Council	3,327,225	-	-	-	3,327,225
1395	ADh. Mahibadhoo Council	9,908,652	-	-	-	9,908,652
1396	ADh. Mandhoo Council	3,329,648	-	-	-	3,329,648
1397	ADh. Dhangethee Council	4,938,842	-	-	-	4,938,842
1398	ADh. Dhigurashu Council	4,834,278	-	-	-	4,834,278
1400	ADh. Fenfushee Council	5,235,191	-	-	-	5,235,191



				Capital		
		Recurrent	PSIP	Other Capital	Total Capital	Total
1399	ADh. Dhidhdhoo Council	2,530,783	-	-	-	2,530,783
1401	ADh. Maamigilee Council	12,277,785	-	-	-	12,277,785
1402	V. Atoll Council	4,877,671	-	-	-	4,877,671
1403	V. Fulidhoo Council	3,156,505	-	-	-	3,156,505
1404	V. Thinadhoo Council	1,781,863	-	-	-	1,781,863
1405	V. Felidhoo Council	3,771,944	-	-	-	3,771,944
1406	V. Keyodhoo Council	4,489,302	-	-	-	4,489,302
1407	V. Rakeedhoo Council	2,107,915	-	-	-	2,107,915
1408	M. Atoll Council	6,004,675	-	-	-	6,004,675
1409	M. Raiymandhoo Council	2,474,486	-	-	-	2,474,486
1410	M. Veyvashu Council	2,892,378	-	-	-	2,892,378
1411	M. Mulaku Council	7,276,716	-	-	-	7,276,716
1412	M. Mulee Council	5,505,793	-	-	-	5,505,793
1413	M. Naalaafushee Council	3,541,680	-	-	-	3,541,680
1414	M. Kolhufushee Council	5,401,554	-	-	-	5,401,554
1415	M. Dhiggaru Council	5,811,109	-	-	-	5,811,109
1416	M. Maduvvaree Council	3,531,490	-	-	-	3,531,490
1417	F. Atoll Council	5,751,820	-	-	-	5,751,820
1418	F. Feealee Council	5,684,408	-	-	-	5,684,408
1419	F. Bileiydhoo Council	5,708,145	-	-	-	5,708,145
1420	F. Magoodhoo Council	4,303,431	-	-	-	4,303,431
1421	F. Dharanboodhoo Council	3,440,625	-	-	-	3,440,625
1422	F. Nilandhoo Council	9,499,447	-	-	-	9,499,447
1423	Dh. Atoll Council	6,543,370	-	-	-	6,543,370
1424	Dh. Meedhoo Council	5,817,586	-	-	-	5,817,586
1425	Dh. Bandidhoo Council	5,381,128	-	-	-	5,381,128
1426	Dh. Rinbudhoo Council	3,407,688	-	-	-	3,407,688
1427	Dh. Hulhudhelee Council	5,110,099	-	-	-	5,110,099
1429	Dh. Maaenboodoo Council	4,620,926	-	-	-	4,620,926
1430	Dh. Kudahuvadhoo Council	12,405,494	-	-	-	12,405,494
1431	Th. Atoll Council	8,383,399	-	-	-	8,383,399
1432	Th. Burunee Council	4,057,054	-	-	-	4,057,054
1433	Th. Vilufushee Council	6,869,170	-	-	-	6,869,170
1434	Th. Madifushee Council	5,785,096	-	-	-	5,785,096
1435	Th. Dhiyamigilee Council	4,646,229	-	-	-	4,646,229
1436	Th. Guraidhoo Council	7,835,095	-	-	-	7,835,095
1437	Th. Kandoodhoo Council	4,474,994	-	-	-	4,474,994
1438	Th. Vandhoo Council	3,392,435	-	-	-	3,392,435

		Recurrent	PSIP	Capital Other Capital	Total Capital	Total
1439	Th. Hirilandhoo Council	6,540,153	-	-	-	6,540,153
1440	Th. Gaadhiffushee Council	2,848,588	-	-	-	2,848,588
1441	Th. Thimarafushee Council	7,037,285	-	-	-	7,037,285
1442	Th. Veymandoo Council	6,462,675	-	-	-	6,462,675
1443	Th. Kinbidhoo Council	5,315,148	-	-	-	5,315,148
1444	Th. Omadhoo Council	4,071,764	-	-	-	4,071,764
1445	L. Atoll Council	8,876,408	-	-	-	8,876,408
1446	L. Isdhoo Council	7,187,916	-	-	-	7,187,916
1447	L. Dhanbidhoo Council	5,246,943	-	-	-	5,246,943
1448	L. Maabaidhoo Council	5,262,951	-	-	-	5,262,951
1449	L. Mundoo Council	3,456,091	-	-	-	3,456,091
1508	L. Kalaidhoo Council	6,420,229	-	-	-	6,420,229
1450	L. Gamu Council	18,508,561	-	-	-	18,508,561
1451	L. Maavashu Council	8,450,566	-	-	-	8,450,566
1452	L. Fonadhoo Council	12,778,047	-	-	-	12,778,047
1454	L. Maamendhoo Council	5,747,391	-	-	-	5,747,391
1455	L. Hithadhoo Council	6,753,696	-	-	-	6,753,696
1456	L. Kunahandhoo Council	5,492,989	-	-	-	5,492,989
1457	GA. Atoll Council	7,821,566	-	-	-	7,821,566
1458	GA. Kolamaafushee Council	6,333,653	-	-	-	6,333,653
1459	GA. Vilingilee Council	13,385,058	-	-	-	13,385,058
1460	GA. Maamendhoo Council	6,640,996	-	-	-	6,640,996
1461	GA. Nilandhoo Council	4,867,449	-	-	-	4,867,449
1462	GA. Dhaandhoo Council	6,690,430	-	-	-	6,690,430
1463	GA. Dhevvdhoo Council	4,805,448	-	-	-	4,805,448
1464	GA. Kondey Council	4,174,759	-	-	-	4,174,759
1465	GA. Gemanafushee Council	7,685,589	-	-	-	7,685,589
1466	GA. Kanduhulhuhdoo Council	4,997,921	-	-	-	4,997,921
1278	GDh. Atoll Council	9,129,201	-	-	-	9,129,201
1467	GDh. Madavelee Council	7,386,420	-	-	-	7,386,420
1468	GDh. Hoadedhdhoo Council	6,457,359	-	-	-	6,457,359
1469	GDh. Nadalla Council	5,926,558	-	-	-	5,926,558
1470	GDh. Gadhdhoo Council	9,045,284	-	-	-	9,045,284
1471	GDh. Rathafandhoo Council	4,729,474	-	-	-	4,729,474
1472	GDh. Vaadhoo Council	6,855,750	-	-	-	6,855,750
1473	GDh. Fiyoaree Council	5,922,541	-	-	-	5,922,541
1474	GDh. Faresmaathodaa Council	7,395,898	-	-	-	7,395,898
1475	GDh. Thinadhoo Council	22,915,798	-	-	-	22,915,798

## 6.4 TOTAL EXPENDITURE BY AGA 2022

IN MVR

		Domestic	Trust Fund	Grants	Loan	Total
<b>Total</b>		<b>32,894,929,201</b>	<b>591,509,659</b>	<b>627,407,775</b>	<b>2,885,433,915</b>	<b>36,999,280,550</b>
<b>S01</b>	<b>Presidents Office</b>	<b>181,000,000</b>	<b>-</b>	<b>-</b>	<b>-</b>	<b>181,000,000</b>
1001	Presidents Office	146,411,023	-	-	-	146,411,023
1003	Official Residence of the President	27,253,087	-	-	-	27,253,087
1005	Official Residence of the Vice President	7,335,890	-	-	-	7,335,890
<b>S02</b>	<b>People's Majlis</b>	<b>188,071,078</b>	<b>-</b>	<b>10,000,000</b>	<b>-</b>	<b>198,071,078</b>
1242	People's Majlis	181,209,462	-	10,000,000	-	191,209,462
1544	Official Residence of the Speaker	6,861,616	-	-	-	6,861,616
<b>S04</b>	<b>Department of Judicial Administration</b>	<b>531,183,564</b>	<b>-</b>	<b>-</b>	<b>-</b>	<b>531,183,564</b>
1264	Department of Judicial Administration	112,928,731	-	-	-	112,928,731
1545	Official Residence of the Chief Justice	5,394,833	-	-	-	5,394,833
1248	Supreme Court of the Maldives	26,300,000	-	-	-	26,300,000
1249	High Court	31,600,000	-	-	-	31,600,000
1252	Civil Court	38,600,000	-	-	-	38,600,000
1253	Criminal Court	31,600,000	-	-	-	31,600,000
1254	Family Court	25,060,000	-	-	-	25,060,000
1255	Juvenile Court	11,100,000	-	-	-	11,100,000
1486	Drug Court	13,800,000	-	-	-	13,800,000
1251	Magistrate Courts	234,800,000	-	-	-	234,800,000
<b>S03</b>	<b>Judicial Service Commission</b>	<b>17,400,000</b>	<b>-</b>	<b>-</b>	<b>-</b>	<b>17,400,000</b>
1247	Judicial Service Commission	17,400,000	-	-	-	17,400,000
<b>S05</b>	<b>Elections Commission</b>	<b>28,477,900</b>	<b>-</b>	<b>-</b>	<b>-</b>	<b>28,477,900</b>
1244	Elections Commission	28,477,900	-	-	-	28,477,900
<b>S06</b>	<b>Civil Service Commission</b>	<b>29,215,518</b>	<b>-</b>	<b>-</b>	<b>-</b>	<b>29,215,518</b>
1256	Civil Service Commission	29,215,518	-	-	-	29,215,518
<b>S07</b>	<b>Human Rights Commission</b>	<b>29,850,198</b>	<b>-</b>	<b>-</b>	<b>-</b>	<b>29,850,198</b>
1246	Human Rights Commission	29,850,198	-	-	-	29,850,198
<b>S08</b>	<b>Anti-Corruption Commission</b>	<b>45,400,000</b>	<b>-</b>	<b>-</b>	<b>-</b>	<b>45,400,000</b>
1245	Anti-Corruption Commission	45,400,000	-	-	-	45,400,000
<b>S09</b>	<b>Auditor General's Office</b>	<b>90,315,293</b>	<b>-</b>	<b>-</b>	<b>-</b>	<b>90,315,293</b>
1243	Auditor General's Office	90,315,293	-	-	-	90,315,293
<b>S10</b>	<b>Prosecutor General's Office</b>	<b>66,100,000</b>	<b>-</b>	<b>-</b>	<b>-</b>	<b>66,100,000</b>
1257	Prosecutor General's Office	66,100,000	-	-	-	66,100,000

		Domestic	Trust Fund	Grants	Loan	Total
<b>S11</b>	<b>Maldives Inland revenue Authority</b>	<b>113,700,000</b>	-	-	-	<b>113,700,000</b>
1009	Maldives Inland revenue Authority	113,700,000	-	-	-	113,700,000
<b>S12</b>	<b>Employment Tribunal</b>	<b>10,200,000</b>	-	-	-	<b>10,200,000</b>
1222	Employment Tribunal	10,200,000	-	-	-	10,200,000
<b>S13</b>	<b>Maldives Media Council</b>	<b>5,100,000</b>	-	-	-	<b>5,100,000</b>
1270	Maldives Media Council	5,100,000	-	-	-	5,100,000
<b>S14</b>	<b>Maldives Broadcasting Commission</b>	<b>9,300,000</b>	-	-	-	<b>9,300,000</b>
1478	Maldives Broadcasting Commission	9,300,000	-	-	-	9,300,000
<b>S15</b>	<b>Tax Appeal Tribunal</b>	<b>10,500,000</b>	-	-	-	<b>10,500,000</b>
1275	Tax Appeal Tribunal	10,500,000	-	-	-	10,500,000
<b>S16</b>	<b>Local Government Authority</b>	<b>62,756,570</b>	-	-	-	<b>62,756,570</b>
1276	Local Government Authority	62,756,570	-	-	-	62,756,570
<b>S17</b>	<b>Information Commissioner's Office</b>	<b>4,703,715</b>	-	-	-	<b>4,703,715</b>
1512	Information Commissioner's Office	4,703,715	-	-	-	4,703,715
<b>S18</b>	<b>National Integrity Commission</b>	<b>13,780,000</b>	-	-	-	<b>13,780,000</b>
1515	National Integrity Commission	13,780,000	-	-	-	13,780,000
<b>S44</b>	<b>Family Protection Authority</b>	<b>10,165,636</b>	-	-	-	<b>10,165,636</b>
1505	Family Protection Authority	10,165,636	-	-	-	10,165,636
<b>S60</b>	<b>Office of Ombudsperson for Transitional Justice</b>	<b>17,200,000</b>	-	-	-	<b>17,200,000</b>
1542	Office of Ombudsperson for Transitional Justice	17,200,000	-	-	-	17,200,000
<b>S57</b>	<b>Children's Ombudsperson's Office</b>	<b>9,000,000</b>	-	-	-	<b>9,000,000</b>
1540	Children's Ombudsperson's Office	9,000,000	-	-	-	9,000,000
<b>S35</b>	<b>Attorney General's Office</b>	<b>43,700,000</b>	-	-	-	<b>43,700,000</b>
1144	Attorney General's Office	43,700,000	-	-	-	43,700,000
<b>S56</b>	<b>Maldives International Arbitration Centre</b>	<b>6,100,000</b>	-	-	-	<b>6,100,000</b>
1535	Maldives International Arbitration Centre	6,100,000	-	-	-	6,100,000
<b>S20</b>	<b>Ministry of Finance</b>	<b>68,090,000</b>	-	-	<b>654,767,765</b>	<b>722,857,765</b>
1272	Ministry of Finance	68,090,000	-	-	654,767,765	722,857,765
<b>S37</b>	<b>Special Budget</b>	<b>10,455,499,033</b>	-	-	-	<b>10,455,499,033</b>
1265	Special Budget	10,455,499,033	-	-	-	10,455,499,033
<b>S38</b>	<b>Pension Budget</b>	<b>1,400,000,000</b>	-	-	-	<b>1,400,000,000</b>
1007	Pension Budget	1,400,000,000	-	-	-	1,400,000,000
<b>S21</b>	<b>Ministry of Defence</b>	<b>17,914,428</b>	-	-	-	<b>17,914,428</b>
1012	Ministry of Defence	16,586,249	-	-	-	16,586,249
1522	National Counterterrorism Centre	1,328,179	-	-	-	1,328,179
<b>S55</b>	<b>Aviation Security Command</b>	<b>145,000,000</b>	-	-	-	<b>145,000,000</b>
1498	Aviation Security Command	145,000,000	-	-	-	145,000,000

		Domestic	Trust Fund	Grants	Loan	Total
<b>S45</b>	<b>Maldives National Defense Force</b>	<b>1,516,538,064</b>	-	<b>16,635,632</b>	-	<b>1,533,173,696</b>
1013	Maldives National Defense Force	1,516,538,064	-	16,635,632	-	1,533,173,696
<b>S47</b>	<b>Maldives Immigration</b>	<b>160,064,687</b>	-	-	-	<b>160,064,687</b>
1029	Maldives Immigration	160,064,687	-	-	-	160,064,687
<b>S53</b>	<b>National Disaster Management Authority</b>	<b>12,300,000</b>	-	-	-	<b>12,300,000</b>
1014	National Disaster Management Authority	12,300,000	-	-	-	12,300,000
<b>S22</b>	<b>Ministry of Home Affairs</b>	<b>90,354,105</b>	-	-	-	<b>90,354,105</b>
1016	Ministry of Home Affairs	79,887,119	-	-	-	79,887,119
1057	Department of Juvenile Justice	10,466,986	-	-	-	10,466,986
<b>S39</b>	<b>Maldives Police Service</b>	<b>1,765,908,502</b>	-	<b>1,000,000</b>	<b>17,388,091</b>	<b>1,784,296,593</b>
1027	Maldives Police Service	1,765,908,502	-	1,000,000	17,388,091	1,784,296,593
<b>S46</b>	<b>Maldives Correctional Service</b>	<b>321,643,246</b>	-	<b>2,724,007</b>	-	<b>324,367,253</b>
1025	Maldives Correctional Service	321,643,246	-	2,724,007	-	324,367,253
<b>S40</b>	<b>Maldives Customs Service</b>	<b>236,013,533</b>	-	-	-	<b>236,013,533</b>
1008	Maldives Customs Service	236,013,533	-	-	-	236,013,533
<b>S23</b>	<b>Ministry of Education</b>	<b>3,109,307,067</b>	<b>14,243,338</b>	<b>2,553,947</b>	-	<b>3,126,104,352</b>
1058	Ministry of Education	490,652,288	10,834,581	1,753,947	-	503,240,816
1060	Department of Public Examination	62,507,341	-	-	-	62,507,341
1518	Quality Assurance Department	6,901,867	-	100,000	-	7,001,867
1500	National Institute of Education	24,667,236	-	700,000	-	25,367,236
1533	Department of Inclusive Education	9,741,519	-	-	-	9,741,519
1062	MOE / Atoll School Construction	142,032,289	-	-	-	142,032,289
1063	MOE / Male' School Construction	18,209,666	-	-	-	18,209,666
1065	Majeediyya School	32,595,274	340,000	-	-	32,935,274
1066	Dharumavantha school	20,622,558	-	-	-	20,622,558
1067	Aminiyya School	41,522,114	320,000	-	-	41,842,114
1068	Iskandaru School	35,743,884	245,000	-	-	35,988,884
1069	Centre For Higher Secondary Education	25,805,168	-	-	-	25,805,168
1070	Al- Madrasathul Arabiyyathul Islamiyya	26,323,910	-	-	-	26,323,910
1071	Jamaaludeen School	35,351,971	-	-	-	35,351,971
1072	Thaajudeen School	32,606,998	300,000	-	-	32,906,998
1073	Kalaafaanu School	30,584,029	511,000	-	-	31,095,029
1075	Muhiyudeen School	22,890,921	322,951	-	-	23,213,872
1076	Imaadudeen School	37,802,029	500,000	-	-	38,302,029
1077	Ghaazee school	34,494,055	254,667	-	-	34,748,722
1526	Huravee School	31,962,665	-	-	-	31,962,665
1514	Rehendhi School	39,127,072	465,139	-	-	39,592,211

		Domestic	Trust Fund	Grants	Loan	Total
1543	Mohamed Qasim Pre-School	13,735,093	-	-	-	13,735,093
1261	Hiriya School	30,493,714	150,000	-	-	30,643,714
1537	Izzudeen School	10,826,511	-	-	-	10,826,511
1079	Ha.Atoll Education Centre	20,384,457	-	-	-	20,384,457
1095	Ha.Atholhu Madharusaa	14,151,374	-	-	-	14,151,374
1080	Hdh.Atoll Education Centre	23,088,770	-	-	-	23,088,770
1081	Sh.Atoll Education Centre	10,001,171	-	-	-	10,001,171
1082	N.Atoll Education Centre	10,552,867	-	-	-	10,552,867
1083	R.Atoll Education Centre	15,850,453	-	-	-	15,850,453
1084	B.Atoll Education Centre	22,129,135	-	-	-	22,129,135
1085	LH.Atoll Education Centre	13,380,239	-	-	-	13,380,239
1111	Lh.Atoll School	11,203,924	-	-	-	11,203,924
1113	K.Atoll School	13,432,175	-	-	-	13,432,175
1086	Adh.Atoll Education Centre	14,481,029	-	-	-	14,481,029
1114	Adh.Atoll School	13,905,128	-	-	-	13,905,128
1087	F.Atoll Education Centre	16,737,274	-	-	-	16,737,274
1088	Dh.Atoll Education Centre	19,690,777	-	-	-	19,690,777
1089	TH.Atoll Education Centre	10,008,777	-	-	-	10,008,777
1090	L.Atoll Education Centre	19,399,663	-	-	-	19,399,663
1091	GA.Atoll Education Centre	17,873,934	-	-	-	17,873,934
1092	Gdh.Atoll Education Centre	13,982,484	-	-	-	13,982,484
1093	Gn.Atoll Education Centre	15,939,515	-	-	-	15,939,515
1096	Ihavandhoo School	20,345,328	-	-	-	20,345,328
1097	Madhurasathul Seikh Ibrahim	10,686,146	-	-	-	10,686,146
1098	Afeefudheen School	20,426,258	-	-	-	20,426,258
1099	Nolhivaram School	16,053,894	-	-	-	16,053,894
1100	Jalaaludeen School	19,483,965	-	-	-	19,483,965
1101	Sh.Atoll School	11,812,845	-	-	-	11,812,845
1102	Funadhoo School	16,997,240	-	-	-	16,997,240
1103	Milandhoo School	17,885,274	-	-	-	17,885,274
1104	Kendhikulhudhoo School	13,229,508	-	-	-	13,229,508
1105	Meyna School	15,144,421	-	-	-	15,144,421
1106	Ungoofaaru School	10,820,985	-	-	-	10,820,985
1107	Alifushee School	13,014,111	-	-	-	13,014,111
1108	Maduvaree School	13,997,973	-	-	-	13,997,973
1109	Hulhudhufaar School	12,408,452	-	-	-	12,408,452
1110	Thulhaadhoo School	13,066,362	-	-	-	13,066,362

		Domestic	Trust Fund	Grants	Loan	Total
1112	Madhurasathul Ifthithaah	20,871,022	-	-	-	20,871,022
1115	Hamadhbini Haleefa Al-saane School	16,269,137	-	-	-	16,269,137
1116	L.Maavashu School	12,241,442	-	-	-	12,241,442
1117	Aboobakuru School	11,710,497	-	-	-	11,710,497
1504	Thinadhoo School	11,558,410	-	-	-	11,558,410
1118	Hafiz Ahmed School	17,734,275	-	-	-	17,734,275
1119	Madharusathul Sheikh Mohamed Jamaaluddin / Gn.Fuvahmulah	21,339,215	-	-	-	21,339,215
1122	Feydhoo School	19,391,338	-	-	-	19,391,338
1120	Hithadhoo School	22,676,830	-	-	-	22,676,830
1121	Sharafuddheen School	29,814,088	-	-	-	29,814,088
1123	Addu High School	18,516,432	-	-	-	18,516,432
1541	S. Atoll School	16,465,037	-	-	-	16,465,037
1501	Northern Education Unit	213,791,531	-	-	-	213,791,531
1521	North Central Education Unit	236,179,578	-	-	-	236,179,578
1502	Central Education Unit	204,827,486	-	-	-	204,827,486
1520	South Central Education Unit	282,015,772	-	-	-	282,015,772
1503	Southern Education Unit	175,138,897	-	-	-	175,138,897
<b>S48</b>	<b>Ministry of Higher Education</b>	<b>701,545,914</b>	<b>-</b>	<b>7,694,166</b>	<b>18,604,700</b>	<b>727,844,780</b>
1129	Ministry of Higher Education	669,723,145	-	7,694,166	18,604,700	696,022,011
1142	Maldives Qualification Authority	6,318,994	-	-	-	6,318,994
1263	Maldives Polytechnic	19,081,877	-	-	-	19,081,877
1482	Maldives National Skills Development Authority	6,421,898	-	-	-	6,421,898
<b>S24</b>	<b>Maldives Islamic University</b>	<b>40,000,000</b>	<b>3,500,000</b>	<b>-</b>	<b>-</b>	<b>43,500,000</b>
1141	Maldives Islamic University	40,000,000	3,500,000	-	-	43,500,000
<b>S25</b>	<b>Maldives National University</b>	<b>170,838,382</b>	<b>-</b>	<b>4,759,862</b>	<b>-</b>	<b>175,598,244</b>
1130	Maldives National University	33,965,000	-	4,759,862	-	38,724,862
1131	Faculty of Education	13,581,799	-	-	-	13,581,799
1132	Faculty of Health Sciences	11,533,192	-	-	-	11,533,192
1133	Faculty of Management & Computing	10,887,770	-	-	-	10,887,770
1134	Faculty of Engineering Technology	13,132,346	-	-	-	13,132,346
1135	Faculty of Hospitality and Tourism Studies	10,275,172	-	-	-	10,275,172
1136	Centre for Maritime Studies	3,842,774	-	-	-	3,842,774
1137	Center for Education Technology & Excellence	3,267,650	-	-	-	3,267,650
1139	Atoll Campuses	14,110,579	-	-	-	14,110,579
1140	Faculty of Arts	8,873,928	-	-	-	8,873,928
1266	National Law Library	6,161,631	-	-	-	6,161,631
1138	Faculty of Sharee'a and Law	11,174,105	-	-	-	11,174,105

		Domestic	Trust Fund	Grants	Loan	Total
1523	School of Nursing	11,429,584	-	-	-	11,429,584
1524	Centre for Foundation Studies	5,076,358	-	-	-	5,076,358
1527	School of Medicine	13,526,494	-	-	-	13,526,494
<b>S26</b>	<b>Ministry of Foreign Affairs</b>	<b>352,100,000</b>	<b>-</b>	<b>-</b>	<b>-</b>	<b>352,100,000</b>
1147	Ministry of Foreign Affairs	69,674,277	-	-	-	69,674,277
1148	Embassy of the Republic of Maldives in Dhaka, Bangladesh	8,192,568	-	-	-	8,192,568
1149	Embassy of the Republic of Maldives in Colombo, Sri Lanka	35,235,419	-	-	-	35,235,419
1150	Permanent Mission of Maldives to the United Nations	24,037,750	-	-	-	24,037,750
1151	Embassy of the Republic of Maldives in London, United Kingdom	11,263,452	-	-	-	11,263,452
1152	Embassy of the Republic of Maldives in New Delhi, India	19,750,367	-	-	-	19,750,367
1153	Consulate of the Republic of Maldives in Thiruvananthapuram, India	10,863,213	-	-	-	10,863,213
1154	Embassy of the Republic of Maldives in Kuala Lumpur, Malaysia	33,534,845	-	-	-	33,534,845
1155	Embassy of the Republic of Maldives in Japan	17,263,869	-	-	-	17,263,869
1157	Embassy of the Republic of Maldives in Beijing, China	10,586,136	-	-	-	10,586,136
1158	Embassy of the Republic of Maldives in Riyadh, Saudi Arabia	16,102,943	-	-	-	16,102,943
1159	Permanent Mission of Maldives to the United Nations, Geneva, Switzerland	14,526,250	-	-	-	14,526,250
1160	Embassy of the Republic of Maldives in Islamabad, Pakistan	8,694,508	-	-	-	8,694,508
1161	Maldives Mission to the European Union, Brussels, Belgium	10,331,570	-	-	-	10,331,570
1162	Embassy of Republic of Maldives in Singapore	10,755,458	-	-	-	10,755,458
1274	Embassy of the Republic of Maldives in Abu Dhabi, United Arab Emirates	14,555,699	-	-	-	14,555,699
1519	Embassy of the Republic of Maldives in Berlin, Germany	14,422,589	-	-	-	14,422,589
1525	Embassy of the Republic of Maldives in Thailand	22,309,087	-	-	-	22,309,087
<b>S27</b>	<b>Ministry of Health</b>	<b>2,030,944,678</b>	<b>1,608,495</b>	<b>750,000</b>	<b>297,166,940</b>	<b>2,330,470,113</b>
1163	Ministry of Health	895,179,745	1,000,000	250,000	297,166,940	1,193,596,685
1164	Health Protection Agency	27,824,096	-	500,000	-	28,324,096
1191	Maldives Food & Drug Authority	26,197,540	-	-	-	26,197,540
1507	Maldives Blood Service	24,437,497	-	-	-	24,437,497
1186	Dhamanaveshi	7,753,939	-	-	-	7,753,939
1192	National Drug Agency	128,359,764	608,495	-	-	128,968,259
1173	HA. Atoll Hospital	90,671,030	-	-	-	90,671,030
1174	SH. Atoll Hospital	98,931,259	-	-	-	98,931,259
1175	N. Atoll Hospital	66,356,319	-	-	-	66,356,319
1176	B. Atoll Hospital	79,676,385	-	-	-	79,676,385
1177	LH. Atoll Hospital	51,992,126	-	-	-	51,992,126
1497	K. Atoll Health Services	55,510,155	-	-	-	55,510,155
1178	AA. Atoll Hospital	49,943,430	-	-	-	49,943,430
1179	ADH. Atoll Hospital	59,850,768	-	-	-	59,850,768



		Domestic	Trust Fund	Grants	Loan	Total
1180	V. Atoll Hospital	22,167,952	-	-	-	22,167,952
1170	M. Regional Hospital	57,272,297	-	-	-	57,272,297
1181	F. Atoll Hospital	46,617,158	-	-	-	46,617,158
1182	DH. Atoll Hospital	49,022,858	-	-	-	49,022,858
1183	TH. Atoll Hospital	87,289,447	-	-	-	87,289,447
1184	GA. Atoll Hospital	70,672,163	-	-	-	70,672,163
1185	Gn. Atoll Hospital	35,218,750	-	-	-	35,218,750
<b>S42</b>	<b>Indira Gandhi Memorial Hospital</b>	<b>1,093,433,860</b>	<b>-</b>	<b>155,215</b>	<b>-</b>	<b>1,093,589,075</b>
1166	Indira Gandhi Memorial Hospital	1,060,864,479	-	155,215	-	1,061,019,694
1187	Villingili Hospital	32,569,381	-	-	-	32,569,381
<b>S62</b>	<b>Hulhumale Hospital</b>	<b>291,066,913</b>	<b>-</b>	<b>-</b>	<b>-</b>	<b>291,066,913</b>
1188	Hulhumale Hospital	291,066,913	-	-	-	291,066,913
<b>S58</b>	<b>Kulhudhuffushi Regional Hospital</b>	<b>202,601,872</b>	<b>-</b>	<b>-</b>	<b>34,120,879</b>	<b>236,722,751</b>
1167	Kulhudhuffushi Regional Hospital	202,601,872	-	-	34,120,879	236,722,751
<b>S63</b>	<b>Ungoofaaru Regional Hospital</b>	<b>171,320,765</b>	<b>-</b>	<b>-</b>	<b>-</b>	<b>171,320,765</b>
1168	Ungoofaaru Regional Hospital	171,320,765	-	-	-	171,320,765
<b>S61</b>	<b>Gan Regional Hospital</b>	<b>160,940,967</b>	<b>-</b>	<b>-</b>	<b>-</b>	<b>160,940,967</b>
1172	Gan Regional Hospital	160,940,967	-	-	-	160,940,967
<b>S64</b>	<b>Abdul Samad Memorial Hospital</b>	<b>172,200,000</b>	<b>-</b>	<b>-</b>	<b>-</b>	<b>172,200,000</b>
1171	Abdul Samad Memorial Hospital	172,200,000	-	-	-	172,200,000
<b>S59</b>	<b>Addu Equatorial Hospital</b>	<b>267,594,165</b>	<b>-</b>	<b>-</b>	<b>-</b>	<b>267,594,165</b>
1169	Addu Equatorial Hospital	267,594,165	-	-	-	267,594,165
<b>S28</b>	<b>Ministry of Economic Development</b>	<b>208,636,556</b>	<b>50,000,000</b>	<b>10,000,000</b>	<b>19,707,391</b>	<b>288,343,947</b>
1202	Ministry of Economic Development	146,073,906	50,000,000	10,000,000	19,707,391	225,781,297
1511	Labour Relations Authority	18,000,000	-	-	-	18,000,000
1517	Invest Maldives	44,562,650	-	-	-	44,562,650
<b>S50</b>	<b>Ministry of Transport &amp; Civil Aviation</b>	<b>53,127,922</b>	<b>-</b>	<b>-</b>	<b>-</b>	<b>53,127,922</b>
1530	Ministry of Transport & Civil Aviation	37,939,047	-	-	-	37,939,047
1232	Transport Authority	15,188,875	-	-	-	15,188,875
<b>S29</b>	<b>Ministry of Tourism</b>	<b>58,600,000</b>	<b>2,037,964</b>	<b>14,591,955</b>	<b>-</b>	<b>75,229,919</b>
1204	Ministry of Tourism	58,600,000	2,037,964	14,591,955	-	75,229,919
<b>S30</b>	<b>Ministry of Youth, Sports &amp; Community Empowerment</b>	<b>312,017,166</b>	<b>-</b>	<b>-</b>	<b>80,452,485</b>	<b>392,469,651</b>
1215	Ministry of Youth, Sports & Community Empowerment	312,017,166	-	-	80,452,485	392,469,651
<b>S52</b>	<b>Ministry of Arts, Culture and Heritage</b>	<b>63,240,961</b>	<b>1,000,000</b>	<b>-</b>	<b>-</b>	<b>64,240,961</b>
1532	Ministry of Arts, Culture and Heritage	17,493,857	-	-	-	17,493,857
1210	National Library	5,434,394	-	-	-	5,434,394
1211	National Centre for the Arts	8,429,620	400,000	-	-	8,829,620

		Domestic	Trust Fund	Grants	Loan	Total
1213	National Bureau of Classification	2,729,758	-	-	-	2,729,758
1269	Dhivehi Bahuge Academy	7,028,509	200,000	-	-	7,228,509
1271	Department of Heritage	15,304,180	400,000	-	-	15,704,180
1506	National Archives	6,820,643	-	-	-	6,820,643
<b>S31</b>	<b>Ministry of National Planning, Housing and Infrastructure</b>	<b>2,130,768,712</b>	<b>338,868,213</b>	<b>156,006,444</b>	<b>1,373,538,149</b>	<b>3,999,181,518</b>
1224	Ministry of National Planning, Housing and Infrastructure	2,050,697,379	338,868,213	155,909,557	1,373,538,149	3,919,013,298
1011	Maldives Bureau of Statistics	52,511,270	-	96,887	-	52,608,157
1026	Department of National Registrations	19,060,063	-	-	-	19,060,063
1483	Maldives Land and Survey Authority	8,500,000	-	-	-	8,500,000
<b>S32</b>	<b>Ministry of Fisheries, Marine Resources and Agriculture</b>	<b>87,852,223</b>	<b>160,682</b>	<b>24,838,353</b>	<b>50,689,402</b>	<b>163,540,660</b>
1233	Ministry of Fisheries, Marine Resources and Agriculture	87,852,223	160,682	24,838,353	50,689,402	163,540,660
<b>S33</b>	<b>Ministry of Islamic Affairs</b>	<b>186,687,271</b>	<b>83,770,017</b>	<b>11,420,250</b>	<b>-</b>	<b>281,877,538</b>
1240	Ministry of Islamic Affairs	176,187,271	83,770,017	1,420,250	-	261,377,538
1241	Center for the Holy Quran	7,500,000	-	10,000,000	-	17,500,000
1534	Islamee Fathuvadhey Majilis	3,000,000	-	-	-	3,000,000
<b>S34</b>	<b>Ministry of Environment, Climate Change and Tehcnology</b>	<b>237,483,400</b>	<b>93,820,950</b>	<b>363,008,343</b>	<b>338,998,113</b>	<b>1,033,310,806</b>
1229	Ministry of Environment, Climate Change and Tehcnology	65,000,000	93,785,950	361,830,059	338,998,113	859,614,122
1228	Maldives Meteorological Service	35,000,000	-	-	-	35,000,000
1230	Utility Regulatory Authority	20,000,000	-	178,284	-	20,178,284
1231	Environmental Protection Agency	16,000,000	-	1,000,000	-	17,000,000
1238	National Centre For Information Technology	92,983,400	-	-	-	92,983,400
1239	Communications Authority of Maldives	8,500,000	35,000	-	-	8,535,000
<b>S36</b>	<b>Ministry Of Gender, Family and Social Services</b>	<b>217,704,570</b>	<b>2,500,000</b>	<b>1,269,601</b>	<b>-</b>	<b>221,474,171</b>
1510	Ministry Of Gender, Family and Social Services	58,118,358	2,500,000	1,269,601	-	61,887,959
1194	Khaassa Eeeah Beynunvaa Meehun thibey Marukaz	42,836,807	-	-	-	42,836,807
1196	Family & Children Service Centre	60,379,224	-	-	-	60,379,224
1197	Kudakudhinge Hiyaa	6,506,653	-	-	-	6,506,653
1516	Fiyavathi	28,371,972	-	-	-	28,371,972
1539	Child & Family Protection Service	21,491,556	-	-	-	21,491,556
<b>S41</b>	<b>National Social Protection Agency</b>	<b>1,297,000,000</b>	<b>-</b>	<b>-</b>	<b>-</b>	<b>1,297,000,000</b>
1250	National Social Protection Agency	1,297,000,000	-	-	-	1,297,000,000
<b>S43</b>	<b>Male' City Council</b>	<b>1,565,370,767</b>	<b>-</b>	<b>-</b>	<b>-</b>	<b>1,565,370,767</b>
1477	Male' City Council	151,958,765	-	-	-	151,958,765
1277	Addu City Council	68,675,889	-	-	-	68,675,889
1476	Fuvamulaku City Council	44,052,885	-	-	-	44,052,885
1304	Kulhudhuffushee City Council	32,732,905	-	-	-	32,732,905
1281	HA. Atoll Council	9,319,651	-	-	-	9,319,651

		Domestic	Trust Fund	Grants	Loan	Total
1282	HA. Thuraakunu Council	4,421,146	-	-	-	4,421,146
1283	HA. Uligamu Council	4,605,996	-	-	-	4,605,996
1284	HA. Molhadhoo Council	4,121,122	-	-	-	4,121,122
1285	HA. Hoarafushee Council	10,229,138	-	-	-	10,229,138
1286	HA. Ihavandhoo Council	13,068,706	-	-	-	13,068,706
1287	HA. Kelaa Council	8,049,404	-	-	-	8,049,404
1288	HA. Vashafaru Council	4,078,425	-	-	-	4,078,425
1289	HA. Dhidhdhoo Council	13,755,642	-	-	-	13,755,642
1290	HA. Filladhoo Council	6,429,571	-	-	-	6,429,571
1291	HA. Maarandhoo Council	5,241,913	-	-	-	5,241,913
1292	HA. Thakandhoo Council	3,910,196	-	-	-	3,910,196
1280	HA. Utheemu Council	4,772,111	-	-	-	4,772,111
1293	HA. Muraidhoo Council	4,305,401	-	-	-	4,305,401
1294	HA. Baarashu Council	8,916,505	-	-	-	8,916,505
1295	HDh. Atoll Council	8,433,251	-	-	-	8,433,251
1296	HDh. Hanimaadhoo Council	11,259,057	-	-	-	11,259,057
1297	HDh. Finey Council	4,517,500	-	-	-	4,517,500
1298	HDh. Naivaadhoo Council	4,106,407	-	-	-	4,106,407
1299	HDh. Hirimaradhoo Council	3,657,551	-	-	-	3,657,551
1300	HDh. Nolvivaranfaru Council	7,426,397	-	-	-	7,426,397
1301	HDh. Nellaidhoo Council	6,080,579	-	-	-	6,080,579
1302	HDh. Nolvivaramu Council	11,198,064	-	-	-	11,198,064
1303	HDh. Kurinbee Council	4,354,830	-	-	-	4,354,830
1305	HDh. Kumundhoo Council	6,744,557	-	-	-	6,744,557
1306	HDh. Neykurendhoo Council	6,325,347	-	-	-	6,325,347
1307	HDh. Vaikaradhoo Council	6,078,580	-	-	-	6,078,580
1308	HDh. Makunudhoo Council	8,118,787	-	-	-	8,118,787
1309	Sh. Atoll Council	9,828,339	-	-	-	9,828,339
1310	Sh. Kanditheemu Council	7,648,023	-	-	-	7,648,023
1311	Sh. Noomaraa Council	3,850,996	-	-	-	3,850,996
1312	Sh. Goidhoo Council	5,400,259	-	-	-	5,400,259
1313	Sh. Feydhoo Council	5,940,174	-	-	-	5,940,174
1314	Sh. Feevaku Council	5,154,651	-	-	-	5,154,651
1315	Sh. Bileiyfahee Council	4,838,530	-	-	-	4,838,530
1316	Sh. Foakaidhoo Council	8,286,756	-	-	-	8,286,756
1317	Sh. Narudhoo Council	4,356,712	-	-	-	4,356,712
1318	Sh. Maroshee Council	4,168,055	-	-	-	4,168,055

		Domestic	Trust Fund	Grants	Loan	Total
1319	Sh. Lhaimagu Council	4,617,006	-	-	-	4,617,006
1320	Sh. Komandoo Council	6,743,765	-	-	-	6,743,765
1321	Sh. Maaungoodhoo Council	5,352,503	-	-	-	5,352,503
1322	Sh. Funadhoo Council	11,436,152	-	-	-	11,436,152
1323	Sh. Milandhoo Council	10,555,215	-	-	-	10,555,215
1324	N. Atoll Council	8,075,671	-	-	-	8,075,671
1325	N. Henbadhoo Council	4,256,043	-	-	-	4,256,043
1326	N. Kendhikulhudhoo Council	8,946,632	-	-	-	8,946,632
1327	N. Maalhendhoo Council	4,890,822	-	-	-	4,890,822
1328	N. Kudafaree Council	3,960,204	-	-	-	3,960,204
1329	N. Landhoo Council	5,220,578	-	-	-	5,220,578
1330	N. Maafaru Council	5,613,271	-	-	-	5,613,271
1331	N. Lhohee Council	4,544,274	-	-	-	4,544,274
1332	N. Miladhoo Council	5,123,734	-	-	-	5,123,734
1333	N. Magoodhoo Council	3,274,515	-	-	-	3,274,515
1334	N. Manadhoo Council	7,955,655	-	-	-	7,955,655
1335	N. Holhudhoo Council	8,724,513	-	-	-	8,724,513
1336	N. Fodhdhoo Council	3,069,542	-	-	-	3,069,542
1337	N. Velidhoo Council	9,631,656	-	-	-	9,631,656
1338	R. Atoll Council	9,673,250	-	-	-	9,673,250
1339	R. Alifushee Council	9,313,461	-	-	-	9,313,461
1340	R. Vaadhoo Council	4,046,179	-	-	-	4,046,179
1341	R. Rasgetheemu Council	4,183,693	-	-	-	4,183,693
1342	R. Angolhitheemu Council	3,930,834	-	-	-	3,930,834
1344	R. Ungoofaaru Council	7,782,139	-	-	-	7,782,139
1346	R. Maakurathu Council	5,412,686	-	-	-	5,412,686
1347	R. Rasmaadhoo Council	4,228,659	-	-	-	4,228,659
1348	R. Innamaadhoo Council	4,287,657	-	-	-	4,287,657
1349	R. Maduhvaree Council	8,062,504	-	-	-	8,062,504
1350	R. Inguraidhoo Council	6,973,004	-	-	-	6,973,004
1352	R. Fainu Council	3,924,201	-	-	-	3,924,201
1351	R. Meedhoo Council	9,380,805	-	-	-	9,380,805
1353	R. Kinolhahu Council	4,453,098	-	-	-	4,453,098
1343	R. Hulhudhuffaar Council	6,988,066	-	-	-	6,988,066
1345	R. Dhuvaafaru Council	14,458,032	-	-	-	14,458,032
1354	B. Atoll Council	7,881,830	-	-	-	7,881,830
1355	B. Kudarikilu Council	3,937,729	-	-	-	3,937,729

		Domestic	Trust Fund	Grants	Loan	Total
1356	B. Kamadhoo Council	3,362,451	-	-	-	3,362,451
1357	B. Kendhoo Council	5,353,636	-	-	-	5,353,636
1358	B. Kihaadhoo Council	3,471,669	-	-	-	3,471,669
1359	B. Dhonfanu Council	3,431,410	-	-	-	3,431,410
1360	B. Dharavandhoo Council	5,361,884	-	-	-	5,361,884
1361	B. Maalhohu Council	4,012,333	-	-	-	4,012,333
1362	B. Eydhafushee Council	12,780,437	-	-	-	12,780,437
1363	B. Thulhaadhoo Council	8,338,793	-	-	-	8,338,793
1364	B. Hithaadhoo Council	5,005,129	-	-	-	5,005,129
1365	B. Fulhadhoo Council	2,714,708	-	-	-	2,714,708
1366	B. Fehendhoo Council	2,843,105	-	-	-	2,843,105
1367	B. Goidhoo Council	5,334,026	-	-	-	5,334,026
1368	Lh. Atoll Council	6,888,529	-	-	-	6,888,529
1369	Lh. Hinnavaru Council	12,446,004	-	-	-	12,446,004
1370	Lh. Naifaru Council	18,244,257	-	-	-	18,244,257
1371	Lh. Kurendhoo Council	7,160,226	-	-	-	7,160,226
1372	Lh. Olhuvelifushee Council	4,352,252	-	-	-	4,352,252
1373	K. Atoll Council	9,030,688	-	-	-	9,030,688
1279	K. Kaashidhoo Council	11,617,533	-	-	-	11,617,533
1374	K. Gaafaru Council	6,597,487	-	-	-	6,597,487
1375	K. Dhiffushee Council	6,129,985	-	-	-	6,129,985
1376	K. Thulusdhoo Council	6,912,459	-	-	-	6,912,459
1377	K. Huraa Council	6,871,485	-	-	-	6,871,485
1378	K. Himmafushee Council	7,989,654	-	-	-	7,989,654
1379	K. Gulhee Council	5,499,402	-	-	-	5,499,402
1380	K. Maafushee Council	13,632,242	-	-	-	13,632,242
1381	K. Guraidhoo Council	9,200,118	-	-	-	9,200,118
1382	AA. Atoll Council	6,913,827	-	-	-	6,913,827
1383	AA. Thoddoo Council	8,546,176	-	-	-	8,546,176
1384	AA. Rasdhoo Council	5,791,986	-	-	-	5,791,986
1385	AA. Ukulhahu Council	6,179,510	-	-	-	6,179,510
1387	AA. Bodufolhudhoo Council	4,778,651	-	-	-	4,778,651
1386	AA. Mathiveree Council	5,174,355	-	-	-	5,174,355
1388	AA. Feridhoo Council	4,201,371	-	-	-	4,201,371
1389	AA. Maalhohu Council	4,245,412	-	-	-	4,245,412
1390	AA. Himandhoo Council	5,311,106	-	-	-	5,311,106
1391	ADh. Atoll Council	7,450,223	-	-	-	7,450,223

	Domestic	Trust Fund	Grants	Loan	Total
1392 ADh. Hanyaameedhoo Council	3,989,069	-	-	-	3,989,069
1393 ADh. Omadhoo Council	5,129,151	-	-	-	5,129,151
1394 ADh. Kunburudhoo Council	3,327,225	-	-	-	3,327,225
1395 ADh. Mahibadhoo Council	9,908,652	-	-	-	9,908,652
1396 ADh. Mandhoo Council	3,329,648	-	-	-	3,329,648
1397 ADh. Dhangethee Council	4,938,842	-	-	-	4,938,842
1398 ADh. Dhigurashu Council	4,834,278	-	-	-	4,834,278
1400 ADh. Fenfushee Council	5,235,191	-	-	-	5,235,191
1399 ADh. Dhidhdhoo Council	2,530,783	-	-	-	2,530,783
1401 ADh. Maamigilee Council	12,277,785	-	-	-	12,277,785
1402 V. Atoll Council	4,877,671	-	-	-	4,877,671
1403 V. Fulidhoo Council	3,156,505	-	-	-	3,156,505
1404 V. Thinadhoo Council	1,781,863	-	-	-	1,781,863
1405 V. Felidhoo Council	3,771,944	-	-	-	3,771,944
1406 V. Keyodhoo Council	4,489,302	-	-	-	4,489,302
1407 V. Rakeedhoo Council	2,107,915	-	-	-	2,107,915
1408 M. Atoll Council	6,004,675	-	-	-	6,004,675
1409 M. Raiymandhoo Council	2,474,486	-	-	-	2,474,486
1410 M. Veyvashu Council	2,892,378	-	-	-	2,892,378
1411 M. Mulaku Council	7,276,716	-	-	-	7,276,716
1412 M. Mulee Council	5,505,793	-	-	-	5,505,793
1413 M. Naalaafushee Council	3,541,680	-	-	-	3,541,680
1414 M. Kolhufushee Council	5,401,554	-	-	-	5,401,554
1415 M. Dhiggaru Council	5,811,109	-	-	-	5,811,109
1416 M. Maduvvaree Council	3,531,490	-	-	-	3,531,490
1417 F. Atoll Council	5,751,820	-	-	-	5,751,820
1418 F. Feealee Council	5,684,408	-	-	-	5,684,408
1419 F. Bileiydhoo Council	5,708,145	-	-	-	5,708,145
1420 F. Magoodhoo Council	4,303,431	-	-	-	4,303,431
1421 F. Dharanboodhoo Council	3,440,625	-	-	-	3,440,625
1422 F. Nilandhoo Council	9,499,447	-	-	-	9,499,447
1423 Dh. Atoll Council	6,543,370	-	-	-	6,543,370
1424 Dh. Meedhoo Council	5,817,586	-	-	-	5,817,586
1425 Dh. Bandidhoo Council	5,381,128	-	-	-	5,381,128
1426 Dh. Rinbudhoo Council	3,407,688	-	-	-	3,407,688
1427 Dh. Hulhudhelee Council	5,110,099	-	-	-	5,110,099
1429 Dh. Maaenboodoo Council	4,620,926	-	-	-	4,620,926

		Domestic	Trust Fund	Grants	Loan	Total
1430	Dh. Kudahuvadhoo Council	12,405,494	-	-	-	12,405,494
1431	Th. Atoll Council	8,383,399	-	-	-	8,383,399
1432	Th. Burunee Council	4,057,054	-	-	-	4,057,054
1433	Th. Vilufushee Council	6,869,170	-	-	-	6,869,170
1434	Th. Madifushee Council	5,785,096	-	-	-	5,785,096
1435	Th. Dhiyamigilee Council	4,646,229	-	-	-	4,646,229
1436	Th. Guraidhoo Council	7,835,095	-	-	-	7,835,095
1437	Th. Kandoodhoo Council	4,474,994	-	-	-	4,474,994
1438	Th. Vandhoo Council	3,392,435	-	-	-	3,392,435
1439	Th. Hirilandhoo Council	6,540,153	-	-	-	6,540,153
1440	Th. Gaadhiffushee Council	2,848,588	-	-	-	2,848,588
1441	Th. Thimarafushee Council	7,037,285	-	-	-	7,037,285
1442	Th. Veymandoo Council	6,462,675	-	-	-	6,462,675
1443	Th. Kinbidhoo Council	5,315,148	-	-	-	5,315,148
1444	Th. Omadhoo Council	4,071,764	-	-	-	4,071,764
1445	L. Atoll Council	8,876,408	-	-	-	8,876,408
1446	L. Isdhoo Council	7,187,916	-	-	-	7,187,916
1447	L. Dhanbidhoo Council	5,246,943	-	-	-	5,246,943
1448	L. Maabaidhoo Council	5,262,951	-	-	-	5,262,951
1449	L. Mundoo Council	3,456,091	-	-	-	3,456,091
1508	L. Kalaidhoo Council	6,420,229	-	-	-	6,420,229
1450	L. Gamu Council	18,508,561	-	-	-	18,508,561
1451	L. Maavashu Council	8,450,566	-	-	-	8,450,566
1452	L. Fonadhoo Council	12,778,047	-	-	-	12,778,047
1454	L. Maamendhoo Council	5,747,391	-	-	-	5,747,391
1455	L. Hithadhoo Council	6,753,696	-	-	-	6,753,696
1456	L. Kunahandhoo Council	5,492,989	-	-	-	5,492,989
1457	GA. Atoll Council	7,821,566	-	-	-	7,821,566
1458	GA. Kolamaafushee Council	6,333,653	-	-	-	6,333,653
1459	GA. Vilingilee Council	13,385,058	-	-	-	13,385,058
1460	GA. Maamendhoo Council	6,640,996	-	-	-	6,640,996
1461	GA. Nilandhoo Council	4,867,449	-	-	-	4,867,449
1462	GA. Dhaandhoo Council	6,690,430	-	-	-	6,690,430
1463	GA. Dhevvdhoo Council	4,805,448	-	-	-	4,805,448
1464	GA. Kondey Council	4,174,759	-	-	-	4,174,759
1465	GA. Gemanafushee Council	7,685,589	-	-	-	7,685,589
1466	GA. Kanduhulhuhdoo Council	4,997,921	-	-	-	4,997,921

		Domestic	Trust Fund	Grants	Loan	Total
1278	GDh. Atoll Council	9,129,201	-	-	-	9,129,201
1467	GDh. Madavelee Council	7,386,420	-	-	-	7,386,420
1468	GDh. Hoadedhdhoo Council	6,457,359	-	-	-	6,457,359
1469	GDh. Nadalla Council	5,926,558	-	-	-	5,926,558
1470	GDh. Gadhdhoo Council	9,045,284	-	-	-	9,045,284
1471	GDh. Rathafandhoo Council	4,729,474	-	-	-	4,729,474
1472	GDh. Vaadhoo Council	6,855,750	-	-	-	6,855,750
1473	GDh. Fiyoaree Council	5,922,541	-	-	-	5,922,541
1474	GDh. Faresmaathodaa Council	7,395,898	-	-	-	7,395,898
1475	GDh. Thinadhoo Council	22,915,798	-	-	-	22,915,798



## 6.5 TOTAL BUDGET BY AGA

IN MVR

		2020	2021	2022	2023	2024
		Actuals	Revised	Estimated	Estimated	Estimated
<b>Total</b>		<b>30,156,529,875</b>	<b>37,167,687,519</b>	<b>36,999,280,550</b>	<b>41,094,407,263</b>	<b>40,108,272,162</b>
<b>S01</b>	<b>Presidents Office</b>	<b>142,121,162</b>	<b>181,882,923</b>	<b>181,000,000</b>	<b>180,771,671</b>	<b>182,596,488</b>
1001	Presidents Office	114,658,462	148,997,189	146,411,023	145,780,991	147,192,055
1003	Official Residence of the President	21,638,207	24,919,908	27,253,087	27,539,265	27,834,024
1005	Official Residence of the Vice President	5,824,493	7,965,826	7,335,890	7,451,415	7,570,409
<b>S02</b>	<b>People's Majlis</b>	<b>170,184,415</b>	<b>168,233,940</b>	<b>198,071,078</b>	<b>182,148,690</b>	<b>183,371,383</b>
1242	People's Majlis	170,184,415	167,988,940	191,209,462	175,204,211	176,341,552
1544	Official Residence of the Speaker	-	245,000	6,861,616	6,944,479	7,029,831
<b>S04</b>	<b>Department of Judicial Administration</b>	<b>417,794,532</b>	<b>464,481,292</b>	<b>531,183,564</b>	<b>552,805,797</b>	<b>596,675,180</b>
1264	Department of Judicial Administration	47,197,986	61,223,683	112,928,731	132,662,782	174,587,291
1545	Official Residence of the Chief Justice	-	-	5,394,833	5,514,995	5,638,763
1248	Supreme Court of the Maldives	22,997,443	26,016,953	26,300,000	26,390,431	26,483,566
1249	High Court	26,223,091	29,073,298	31,600,000	31,691,193	31,785,140
1252	Civil Court	33,707,310	39,422,428	38,600,000	38,748,637	38,901,713
1253	Criminal Court	25,697,553	26,444,412	31,600,000	31,723,923	31,851,563
1254	Family Court	20,873,748	25,606,647	25,060,000	25,162,410	25,267,883
1255	Juvenile Court	8,932,605	9,178,368	11,100,000	11,125,121	11,151,027
1486	Drug Court	10,751,767	12,050,172	13,800,000	13,848,764	13,899,001
1251	Magistrate Courts	221,413,029	235,465,331	234,800,000	235,937,541	237,109,233
<b>S03</b>	<b>Judicial Service Commission</b>	<b>14,509,901</b>	<b>17,704,733</b>	<b>17,400,000</b>	<b>17,596,702</b>	<b>17,799,298</b>
1247	Judicial Service Commission	14,509,901	17,704,733	17,400,000	17,596,702	17,799,298
<b>S05</b>	<b>Elections Commission</b>	<b>65,761,489</b>	<b>114,765,580</b>	<b>28,477,900</b>	<b>108,933,642</b>	<b>89,403,056</b>
1244	Elections Commission	65,761,489	114,765,580	28,477,900	108,933,642	89,403,056
<b>S06</b>	<b>Civil Service Commission</b>	<b>22,648,946</b>	<b>32,257,679</b>	<b>29,215,518</b>	<b>27,660,157</b>	<b>27,798,834</b>
1256	Civil Service Commission	22,648,946	32,257,679	29,215,518	27,660,157	27,798,834
<b>S07</b>	<b>Human Rights Commission</b>	<b>22,385,461</b>	<b>31,143,004</b>	<b>29,850,198</b>	<b>30,094,517</b>	<b>30,346,158</b>
1246	Human Rights Commission	22,385,461	31,143,004	29,850,198	30,094,517	30,346,158
<b>S08</b>	<b>Anti-Corruption Commission</b>	<b>34,435,242</b>	<b>37,736,989</b>	<b>45,400,000</b>	<b>41,882,383</b>	<b>42,276,233</b>
1245	Anti-Corruption Commission	34,435,242	37,736,989	45,400,000	41,882,383	42,276,233
<b>S09</b>	<b>Auditor General's Office</b>	<b>45,125,877</b>	<b>56,269,641</b>	<b>90,315,293</b>	<b>105,376,945</b>	<b>106,264,775</b>
1243	Auditor General's Office	45,125,877	56,269,641	90,315,293	105,376,945	106,264,775
<b>S10</b>	<b>Prosecutor General's Office</b>	<b>57,921,906</b>	<b>63,963,865</b>	<b>66,100,000</b>	<b>66,402,839</b>	<b>66,714,769</b>
1257	Prosecutor General's Office	57,921,906	63,963,865	66,100,000	66,402,839	66,714,769

		2020	2021	2022	2023	2024
		Actuals	Revised	Estimated	Estimated	Estimated
<b>S11</b>	<b>Maldives Inland revenue Authority</b>	<b>84,970,686</b>	<b>103,303,454</b>	<b>113,700,000</b>	<b>114,358,429</b>	<b>115,152,170</b>
1009	Maldives Inland revenue Authority	84,970,686	103,303,454	113,700,000	114,358,429	115,152,170
<b>S12</b>	<b>Employment Tribunal</b>	<b>8,268,004</b>	<b>10,791,857</b>	<b>10,200,000</b>	<b>10,279,562</b>	<b>10,361,490</b>
1222	Employment Tribunal	8,268,004	10,791,857	10,200,000	10,279,562	10,361,490
<b>S13</b>	<b>Maldives Media Council</b>	<b>3,906,711</b>	<b>5,035,812</b>	<b>5,100,000</b>	<b>5,141,391</b>	<b>5,184,027</b>
1270	Maldives Media Council	3,906,711	5,035,812	5,100,000	5,141,391	5,184,027
<b>S14</b>	<b>Maldives Broadcasting Commission</b>	<b>8,220,609</b>	<b>13,276,784</b>	<b>9,300,000</b>	<b>9,337,084</b>	<b>9,375,283</b>
1478	Maldives Broadcasting Commission	8,220,609	13,276,784	9,300,000	9,337,084	9,375,283
<b>S15</b>	<b>Tax Appeal Tribunal</b>	<b>6,060,403</b>	<b>12,546,942</b>	<b>10,500,000</b>	<b>10,672,464</b>	<b>10,850,102</b>
1275	Tax Appeal Tribunal	6,060,403	12,546,942	10,500,000	10,672,464	10,850,102
<b>S16</b>	<b>Local Government Authority</b>	<b>36,958,092</b>	<b>52,922,670</b>	<b>62,756,570</b>	<b>75,699,455</b>	<b>72,842,475</b>
1276	Local Government Authority	36,958,092	52,922,670	62,756,570	75,699,455	72,842,475
<b>S17</b>	<b>Information Commissioner's Office</b>	<b>3,402,827</b>	<b>3,585,015</b>	<b>4,703,715</b>	<b>4,726,231</b>	<b>4,749,416</b>
1512	Information Commissioner's Office	3,402,827	3,585,015	4,703,715	4,726,231	4,749,416
<b>S18</b>	<b>National Integrity Commission</b>	<b>8,466,907</b>	<b>17,505,435</b>	<b>13,780,000</b>	<b>13,917,901</b>	<b>14,059,943</b>
1515	National Integrity Commission	8,466,907	17,505,435	13,780,000	13,917,901	14,059,943
<b>S44</b>	<b>Family Protection Authority</b>	<b>5,865,268</b>	<b>9,876,063</b>	<b>10,165,636</b>	<b>10,319,666</b>	<b>10,478,312</b>
1505	Family Protection Authority	5,865,268	9,876,063	10,165,636	10,319,666	10,478,312
<b>S60</b>	<b>Office of Ombudsperson for Transitional Justice</b>	<b>-</b>	<b>13,933,780</b>	<b>17,200,000</b>	<b>15,151,555</b>	<b>15,307,656</b>
1542	Office of Ombudsperson for Transitional Justice	-	13,933,780	17,200,000	15,151,555	15,307,656
<b>S57</b>	<b>Children's Ombudsperson's Office</b>	<b>546,205</b>	<b>6,025,917</b>	<b>9,000,000</b>	<b>9,086,094</b>	<b>9,174,776</b>
1540	Children's Ombudsperson's Office	546,205	6,025,917	9,000,000	9,086,094	9,174,776
<b>S35</b>	<b>Attorney General's Office</b>	<b>28,699,865</b>	<b>50,951,450</b>	<b>43,700,000</b>	<b>42,673,410</b>	<b>43,161,033</b>
1144	Attorney General's Office	28,699,865	50,951,450	43,700,000	42,673,410	43,161,033
<b>S56</b>	<b>Maldives International Arbitration Centre</b>	<b>4,067,290</b>	<b>5,163,261</b>	<b>6,100,000</b>	<b>6,199,059</b>	<b>6,301,089</b>
1535	Maldives International Arbitration Centre	4,067,290	5,163,261	6,100,000	6,199,059	6,301,089
<b>S20</b>	<b>Ministry of Finance</b>	<b>858,729,537</b>	<b>583,448,449</b>	<b>722,857,765</b>	<b>728,905,770</b>	<b>833,396,814</b>
1272	Ministry of Finance	858,729,537	583,448,449	722,857,765	728,905,770	833,396,814
<b>S37</b>	<b>Special Budget</b>	<b>8,388,601,510</b>	<b>11,566,563,641</b>	<b>10,455,499,033</b>	<b>12,840,944,964</b>	<b>10,569,963,513</b>
1265	Special Budget	8,388,601,510	11,566,563,641	10,455,499,033	12,840,944,964	10,569,963,513
<b>S38</b>	<b>Pension Budget</b>	<b>1,332,763,311</b>	<b>1,408,911,207</b>	<b>1,400,000,000</b>	<b>1,442,000,000</b>	<b>1,485,300,000</b>
1007	Pension Budget	1,332,763,311	1,408,911,207	1,400,000,000	1,442,000,000	1,485,300,000
<b>S21</b>	<b>Ministry of Defence</b>	<b>11,496,142</b>	<b>14,624,353</b>	<b>17,914,428</b>	<b>21,688,625</b>	<b>23,729,174</b>
1012	Ministry of Defence	11,349,381	13,686,377	16,586,249	20,143,040	22,152,862
1522	National Counterterrorism Centre	146,761	937,976	1,328,179	1,545,585	1,576,312
<b>S55</b>	<b>Aviation Security Command</b>	<b>124,669,039</b>	<b>144,547,733</b>	<b>145,000,000</b>	<b>145,204,744</b>	<b>145,415,539</b>
1498	Aviation Security Command	124,669,039	144,547,733	145,000,000	145,204,744	145,415,539

		2020	2021	2022	2023	2024
		Actuals	Revised	Estimated	Estimated	Estimated
<b>S45</b>	<b>Maldives National Defense Force</b>	<b>1,275,416,604</b>	<b>1,526,842,006</b>	<b>1,533,173,696</b>	<b>1,469,312,091</b>	<b>1,483,959,931</b>
1013	Maldives National Defense Force	1,275,416,604	1,526,842,006	1,533,173,696	1,469,312,091	1,483,959,931
<b>S47</b>	<b>Maldives Immigration</b>	<b>128,607,315</b>	<b>158,853,275</b>	<b>160,064,687</b>	<b>163,820,640</b>	<b>166,559,129</b>
1029	Maldives Immigration	128,607,315	158,853,275	160,064,687	163,820,640	166,559,129
<b>S53</b>	<b>National Disaster Management Authority</b>	<b>436,333,530</b>	<b>54,448,646</b>	<b>12,300,000</b>	<b>13,899,530</b>	<b>39,155,972</b>
1014	National Disaster Management Authority	436,333,530	54,448,646	12,300,000	13,899,530	39,155,972
<b>S22</b>	<b>Ministry of Home Affairs</b>	<b>78,325,429</b>	<b>62,593,519</b>	<b>90,354,105</b>	<b>116,752,469</b>	<b>138,876,265</b>
1016	Ministry of Home Affairs	73,739,087	55,290,377	79,887,119	105,122,115	127,159,998
1057	Department of Juvenile Justice	4,586,342	7,303,142	10,466,986	11,630,354	11,716,267
<b>S39</b>	<b>Maldives Police Service</b>	<b>1,439,774,304</b>	<b>1,569,245,938</b>	<b>1,784,296,593</b>	<b>1,788,621,407</b>	<b>1,819,219,111</b>
1027	Maldives Police Service	1,439,774,304	1,569,245,938	1,784,296,593	1,788,621,407	1,819,219,111
<b>S46</b>	<b>Maldives Correctional Service</b>	<b>330,978,705</b>	<b>345,071,432</b>	<b>324,367,253</b>	<b>325,661,343</b>	<b>330,409,456</b>
1025	Maldives Correctional Service	330,978,705	345,071,432	324,367,253	325,661,343	330,409,456
<b>S40</b>	<b>Maldives Customs Service</b>	<b>217,523,634</b>	<b>227,357,779</b>	<b>236,013,533</b>	<b>228,796,799</b>	<b>228,350,522</b>
1008	Maldives Customs Service	217,523,634	227,357,779	236,013,533	228,796,799	228,350,522
<b>S23</b>	<b>Ministry of Education</b>	<b>2,583,877,758</b>	<b>2,989,387,973</b>	<b>3,126,104,352</b>	<b>3,248,154,172</b>	<b>3,277,621,469</b>
1058	Ministry of Education	278,474,540	408,266,188	503,240,816	603,681,478	600,106,384
1060	Department of Public Examination	15,997,169	59,000,045	62,507,341	64,138,276	65,818,141
1518	Quality Assurance Department	4,259,441	5,280,564	7,001,867	7,103,193	7,207,560
1500	National Institute of Education	23,472,198	24,186,734	25,367,236	25,746,534	26,133,912
1533	Department of Inclusive Education	2,297,364	6,495,956	9,741,519	12,178,056	11,115,456
1062	MOE / Atoll School Construction	109,723,355	166,883,408	142,032,289	152,245,790	179,740,733
1063	MOE / Male' School Construction	19,410,077	63,223,656	18,209,666	3,845,322	-
1065	Majeediyya School	31,002,958	32,504,246	32,935,274	33,000,445	33,067,540
1066	Dharumavantha school	17,873,230	18,743,223	20,622,558	20,686,045	20,751,441
1067	Aminiyya School	38,567,167	41,254,958	41,842,114	41,901,289	41,967,084
1068	Iskandaru School	34,214,475	35,337,540	35,988,884	36,064,789	36,127,643
1069	Centre For Higher Secondary Education	23,428,954	24,592,030	25,805,168	25,875,990	25,948,932
1070	Al- Madrasathul Arabiyyathul Islamiyya	26,018,699	26,440,533	26,323,910	26,471,446	26,623,410
1071	Jamaaludeen School	34,590,155	34,535,281	35,351,971	35,431,099	35,512,606
1072	Thaajudeen School	29,556,292	31,962,496	32,906,998	32,978,403	33,051,806
1073	Kalaafaanu School	28,378,118	30,066,360	31,095,029	31,223,376	31,283,575
1075	Muhiyudeen School	20,874,717	23,451,827	23,213,872	23,288,610	23,360,446
1076	Imaadudeen School	32,351,917	37,222,680	38,302,029	38,402,414	38,505,215
1077	Ghaazee school	31,213,038	35,986,411	34,748,722	34,834,356	34,922,262
1526	Huravee School	23,194,561	28,519,209	31,962,665	32,036,361	32,112,273
1514	Rehendhi School	33,937,600	36,400,312	39,592,211	39,696,412	39,732,544

	2020	2021	2022	2023	2024
	Actuals	Revised	Estimated	Estimated	Estimated
1543 Mohamed Qasim Pre-School	-	-	13,735,093	13,876,961	14,023,087
1261 Hiriya School	27,005,177	28,103,280	30,643,714	30,714,437	30,786,980
1537 Izzudeen School	8,701,823	8,707,432	10,826,511	10,878,448	10,931,943
1079 Ha.Atoll Education Centre	16,734,227	18,468,103	20,384,457	20,439,662	20,496,527
1095 Ha.Atholhu Madharusaa	13,168,212	13,442,965	14,151,374	14,194,875	14,239,683
1080 Hdh.Atoll Education Centre	21,479,040	22,512,958	23,088,770	23,139,974	23,192,716
1081 Sh.Atoll Education Centre	9,590,183	9,303,948	10,001,171	10,043,840	10,087,793
1082 N.Atoll Education Centre	10,307,243	10,439,737	10,552,867	10,590,947	10,630,169
1083 R.Atoll Education Centre	15,090,978	16,002,245	15,850,453	15,891,236	15,933,243
1084 B.Atoll Education Centre	21,346,816	22,088,106	22,129,135	22,178,328	22,228,995
1085 LH.Atoll Education Centre	13,346,399	13,274,826	13,380,239	13,435,426	13,492,269
1111 Lh.Atoll School	9,551,018	9,932,681	11,203,924	11,240,208	11,277,578
1113 K.Atoll School	11,540,185	11,436,965	13,432,175	13,474,415	13,517,926
1086 Adh.Atoll Education Centre	12,948,673	13,517,738	14,481,029	14,515,687	14,551,386
1114 Adh.Atoll School	12,528,103	12,767,073	13,905,128	13,945,802	13,987,699
1087 F.Atoll Education Centre	14,735,995	16,261,876	16,737,274	16,773,994	16,811,818
1088 Dh.Atoll Education Centre	18,156,139	20,137,094	19,690,777	19,730,437	19,771,286
1089 TH.Atoll Education Centre	9,451,380	9,927,384	10,008,777	10,051,518	10,095,544
1090 L.Atoll Education Centre	17,230,434	17,724,852	19,399,663	19,437,670	19,476,819
1091 GA.Atoll Education Centre	15,446,302	17,288,221	17,873,934	17,917,124	17,961,613
1092 Gdh.Atoll Education Centre	13,930,533	14,577,181	13,982,484	14,018,860	14,056,326
1093 Gn.Atoll Education Centre	14,397,015	16,417,620	15,939,515	15,977,813	16,017,264
1096 Ihavandhoo School	19,893,176	20,171,187	20,345,328	20,384,677	20,425,206
1097 Madhurasathul Seikh Ibrahim	8,734,848	8,539,719	10,686,146	10,725,303	10,765,637
1098 Afeefudheen School	19,325,115	20,253,010	20,426,258	20,466,643	20,508,244
1099 Nohivaram School	13,849,296	13,876,930	16,053,894	16,099,700	16,146,884
1100 Jalaaludeen School	17,397,840	19,872,787	19,483,965	19,537,221	19,592,077
1101 Sh.Atoll School	10,586,254	10,988,857	11,812,845	11,851,065	11,890,432
1102 Funadhoo School	13,765,082	14,922,253	16,997,240	17,036,460	17,076,856
1103 Milandhoo School	17,359,138	17,143,624	17,885,274	17,932,189	17,980,513
1104 Kendhikulhudhoo School	12,142,241	14,126,087	13,229,508	13,275,126	13,322,111
1105 Meyna School	13,038,773	15,024,948	15,144,421	28,200,064	28,242,957
1106 Ungoofaaruu School	11,020,116	11,394,789	10,820,985	10,863,825	10,907,954
1107 Alifushee School	12,210,961	12,955,673	13,014,111	13,053,047	13,093,151
1108 Maduvaree School	12,447,827	12,865,881	13,997,973	14,038,389	14,080,015
1109 Hulhudhufaaruu School	11,073,638	11,817,643	12,408,452	12,450,840	12,494,503
1110 Thulhaadhoo School	11,503,213	11,644,652	13,066,362	13,106,163	13,147,162

	2020	2021	2022	2023	2024
	Actuals	Revised	Estimated	Estimated	Estimated
1112 Madhurasathul Ifthithaah	19,634,729	19,103,236	20,871,022	20,920,840	20,972,156
1115 Hamadbin Haleefa Al-Saane School	15,394,675	16,877,617	16,269,137	16,306,731	16,345,458
1116 L.Maavashu School	11,175,402	11,369,333	12,241,442	12,275,523	12,310,630
1117 Aboobakuru School	10,249,156	10,781,601	11,710,497	11,748,684	11,788,015
1504 Thinadhoo School	8,789,950	9,361,746	11,558,410	11,595,922	11,634,565
1118 Hafiz Ahmed School	16,345,091	17,917,491	17,734,275	17,775,895	17,818,767
1119 Madharusathul Sheikh Mohamed Jamaaluddin / Gn.Fuvahmulah	16,342,024	18,406,704	21,339,215	21,410,428	21,483,786
1122 Feydhoo School	15,932,339	17,133,564	19,391,338	19,451,976	19,514,441
1120 Hithadhoo School	23,085,862	22,657,072	22,676,830	22,736,019	22,796,987
1121 Sharafuddheen School	29,403,829	31,027,636	29,814,088	29,875,588	29,938,939
1123 Addu High School	17,228,477	17,843,445	18,516,432	18,567,987	18,621,093
1541 S. Atoll School	-	15,503,868	16,465,037	16,519,610	16,575,826
1501 Northern Education Unit	194,575,841	210,479,154	213,791,531	214,646,014	215,526,129
1521 North Central Education Unit	207,383,752	216,987,270	236,179,578	237,297,783	238,449,533
1502 Central Education Unit	195,936,605	206,339,743	204,827,486	205,739,985	206,679,857
1520 South Central Education Unit	263,375,814	277,961,413	282,015,772	282,938,369	283,888,639
1503 Southern Education Unit	169,154,794	161,353,098	175,138,897	176,028,760	176,945,319
<b>S48 Ministry of Higher Education</b>	<b>487,171,878</b>	<b>551,816,129</b>	<b>727,844,780</b>	<b>731,899,093</b>	<b>737,784,532</b>
1129 Ministry of Higher Education	467,150,676	525,309,151	696,022,011	699,786,919	705,271,263
1142 Maldives Qualification Authority	4,068,181	4,922,362	6,318,994	6,407,047	6,497,745
1263 Maldives Polytechnic	13,438,195	17,212,791	19,081,877	19,178,790	19,381,613
1482 Maldives National Skills Development Authority	2,514,826	4,371,825	6,421,898	6,526,337	6,633,911
<b>S24 Maldives Islamic University</b>	<b>39,706,195</b>	<b>40,938,313</b>	<b>43,500,000</b>	<b>43,806,691</b>	<b>44,122,594</b>
1141 Maldives Islamic University	39,706,195	40,938,313	43,500,000	43,806,691	44,122,594
<b>S25 Maldives National University</b>	<b>170,865,979</b>	<b>170,508,462</b>	<b>175,598,244</b>	<b>194,363,626</b>	<b>206,288,093</b>
1130 Maldives National University	34,279,987	39,079,829	38,724,862	56,702,176	67,814,924
1131 Faculty of Education	16,894,538	12,099,783	13,581,799	13,633,652	13,687,057
1132 Faculty of Health Sciences	11,134,862	11,236,187	11,533,192	11,599,957	11,668,725
1133 Faculty of Management & Computing	10,779,611	9,802,920	10,887,770	10,922,934	10,959,155
1134 Faculty of Engineering Technology	11,040,680	12,123,750	13,132,346	13,169,633	13,208,039
1135 Faculty of Hospitality and Tourism Studies	11,065,183	11,332,251	10,275,172	10,359,594	10,446,549
1136 Centre for Maritime Studies	4,199,460	3,432,521	3,842,774	3,882,419	3,923,253
1137 Center for Education Technology & Excellence	2,849,072	3,050,656	3,267,650	3,284,156	3,301,158
1139 Atoll Campuses	13,547,614	15,048,048	14,110,579	14,308,990	14,513,353
1140 Faculty of Arts	6,209,661	9,740,944	8,873,928	8,908,918	8,944,959
1266 National Law Library	7,227,276	6,219,266	6,161,631	6,257,783	6,356,820
1484 Faculty of Islamic Studies	13,446,501	9,971,250	-	-	-

	2020	2021	2022	2023	2024
	Actuals	Revised	Estimated	Estimated	Estimated
1138 Faculty of Sharee'a and Law	-	-	11,174,105	11,216,370	11,259,902
1523 School of Nursing	9,451,134	11,197,678	11,429,584	11,476,025	11,523,862
1524 Centre for Foundation Studies	5,264,579	5,634,642	5,076,358	5,089,759	5,103,565
1527 School of Medicine	13,475,821	10,538,737	13,526,494	13,551,260	13,576,772
<b>S26 Ministry of Foreign Affairs</b>	<b>284,173,652</b>	<b>283,646,731</b>	<b>352,100,000</b>	<b>354,706,184</b>	<b>357,390,503</b>
1147 Ministry of Foreign Affairs	71,238,758	71,905,639	69,674,277	70,756,994	71,872,164
1148 Embassy of the Republic of Maldives in Dhaka, Bangladesh	5,798,955	6,880,703	8,192,568	8,253,445	8,316,148
1149 Embassy of the Republic of Maldives in Colombo, Sri Lanka	22,610,762	21,717,280	35,235,419	35,412,696	35,595,290
1150 Permanent Mission of Maldives to the United Nations	18,615,435	19,439,976	24,037,750	24,190,865	24,348,566
1151 Embassy of the Republic of Maldives in London, United Kingdom	12,523,527	12,680,303	11,263,452	11,314,326	11,366,723
1152 Embassy of the Republic of Maldives in New Delhi, India	9,552,363	8,254,644	19,750,367	19,927,631	20,110,218
1153 Consulate of the Republic of Maldives in Thiruvananthapuram, India	7,292,548	6,566,146	10,863,213	10,935,116	11,009,169
1154 Embassy of the Republic of Maldives in Kuala Lumpur, Malaysia	28,236,777	24,233,882	33,534,845	33,627,517	33,722,964
1155 Embassy of the Republic of Maldives in Japan	11,248,655	13,890,155	17,263,869	17,366,055	17,471,309
1157 Embassy of the Republic of Maldives in Beijing, China	8,801,230	7,576,292	10,586,136	10,665,693	10,747,640
1158 Embassy of the Republic of Maldives in Riyadh, Saudi Arabia	12,073,948	12,547,528	16,102,943	16,209,912	16,320,094
1159 Permanent Mission of Maldives to the United Nations, Geneva, Switzerland	14,594,870	7,930,389	14,526,250	14,608,212	14,692,633
1160 Embassy of the Republic of Maldives in Islamabad, Pakistan	3,679,526	5,116,544	8,694,508	8,719,620	8,745,486
1161 Maldives Mission to the European Union, Brussels, Belgium	8,202,022	11,614,283	10,331,570	10,405,412	10,481,470
1162 Embassy of Republic of Maldives in Singapore	8,887,220	9,352,401	10,755,458	10,819,453	10,885,361
1274 Embassy of the Republic of Maldives in Abu Dhabi, United Arab Emirates	11,860,255	13,689,831	14,555,699	14,597,644	14,640,844
1519 Embassy of the Republic of Maldives in Berlin, Germany	12,284,126	13,277,874	14,422,589	14,537,934	14,656,738
1525 Embassy of the Republic of Maldives in Thailand	16,617,850	16,768,208	22,309,087	22,357,659	22,407,686
1536 Consulate of the Republic of Maldives in Jeddah, KSA	51,645	204,653	-	-	-
1538 Embassy of the Republic of Maldives in Moscow, Russia	3,180	-	-	-	-
<b>S27 Ministry of Health</b>	<b>1,731,722,942</b>	<b>2,291,902,724</b>	<b>2,330,470,113</b>	<b>2,837,511,574</b>	<b>2,319,828,671</b>
1163 Ministry of Health	790,520,642	1,191,428,713	1,193,596,685	1,698,639,704	1,168,895,394
1164 Health Protection Agency	23,789,309	30,578,638	28,324,096	27,589,651	30,479,685
1191 Maldives Food & Drug Authority	21,611,974	25,003,246	26,197,540	26,309,480	26,424,778
1507 Maldives Blood Service	15,100,853	24,318,879	24,437,497	24,883,351	25,342,588
1186 Dhamanaveshi	6,069,428	7,679,503	7,753,939	7,769,328	7,785,180
1192 National Drug Agency	63,179,561	115,277,729	128,968,259	127,825,761	133,005,405
1173 HA. Atoll Hospital	82,614,365	92,808,027	90,671,030	90,956,425	91,250,388
1174 SH. Atoll Hospital	80,721,193	90,163,549	98,931,259	99,200,196	99,477,213
1175 N. Atoll Hospital	62,982,510	70,165,770	66,356,319	66,611,770	66,874,890
1176 B. Atoll Hospital	63,106,678	73,744,849	79,676,385	79,719,394	79,969,132
1177 LH. Atoll Hospital	49,129,677	50,582,210	51,992,126	52,208,267	52,430,897

		2020	2021	2022	2023	2024
		Actuals	Revised	Estimated	Estimated	Estimated
1497	K. Atoll Health Services	50,287,447	56,517,618	55,510,155	55,664,595	55,823,670
1178	AA. Atoll Hospital	41,920,329	44,513,932	49,943,430	50,143,005	50,348,575
1179	ADH. Atoll Hospital	53,350,454	58,737,387	59,850,768	60,248,334	60,452,400
1180	V. Atoll Hospital	20,053,330	22,844,962	22,167,952	22,291,083	22,417,913
1170	M. Regional Hospital	46,482,480	49,697,055	57,272,297	57,480,465	57,694,882
1181	F. Atoll Hospital	39,158,098	44,250,937	46,617,158	46,808,588	47,005,765
1182	DH. Atoll Hospital	45,297,740	50,521,080	49,022,858	49,265,268	49,514,958
1183	TH. Atoll Hospital	76,446,453	84,441,997	87,289,447	87,549,823	87,818,014
1184	GA. Atoll Hospital	66,803,058	69,012,817	70,672,163	70,711,190	70,985,084
1185	Gn. Atoll Hospital	33,097,363	39,613,826	35,218,750	35,635,896	35,831,860
<b>S42</b>	<b>Indira Gandhi Memorial Hospital</b>	<b>1,220,328,494</b>	<b>1,280,116,099</b>	<b>1,093,589,075</b>	<b>1,111,616,317</b>	<b>1,128,124,803</b>
1166	Indira Gandhi Memorial Hospital	1,104,825,513	1,207,808,009	1,061,019,694	1,078,570,003	1,094,587,256
1528	Dharumavantha Hospital	93,338,334	40,900,112	-	-	-
1187	Villingili Hospital	22,164,647	31,407,978	32,569,381	33,046,314	33,537,547
<b>S62</b>	<b>Hulhumale Hospital</b>	<b>215,629,574</b>	<b>332,047,868</b>	<b>291,066,913</b>	<b>297,752,957</b>	<b>297,265,310</b>
1188	Hulhumale Hospital	215,629,574	332,047,868	291,066,913	297,752,957	297,265,310
<b>S58</b>	<b>Kulhudhuffushi Regional Hospital</b>	<b>132,164,715</b>	<b>184,852,904</b>	<b>236,722,751</b>	<b>240,813,749</b>	<b>286,931,865</b>
1167	Kulhudhuffushi Regional Hospital	132,164,715	184,852,904	236,722,751	240,813,749	286,931,865
<b>S63</b>	<b>Ungoofaaru Regional Hospital</b>	<b>119,080,451</b>	<b>135,098,681</b>	<b>171,320,765</b>	<b>174,593,302</b>	<b>172,622,412</b>
1168	Ungoofaaru Regional Hospital	119,080,451	135,098,681	171,320,765	174,593,302	172,622,412
<b>S61</b>	<b>Gan Regional Hospital</b>	<b>100,457,323</b>	<b>129,527,357</b>	<b>160,940,967</b>	<b>168,423,823</b>	<b>167,354,581</b>
1172	Gan Regional Hospital	100,457,323	129,527,357	160,940,967	168,423,823	167,354,581
<b>S64</b>	<b>Abdul Samad Memorial Hospital</b>	<b>112,987,861</b>	<b>120,929,274</b>	<b>172,200,000</b>	<b>173,855,430</b>	<b>175,560,521</b>
1171	Abdul Samad Memorial Hospital	112,987,861	120,929,274	172,200,000	173,855,430	175,560,521
<b>S59</b>	<b>Addu Equatorial Hospital</b>	<b>127,250,761</b>	<b>205,448,495</b>	<b>267,594,165</b>	<b>279,121,866</b>	<b>273,599,470</b>
1169	Addu Equatorial Hospital	127,250,761	205,448,495	267,594,165	279,121,866	273,599,470
<b>S28</b>	<b>Ministry of Economic Development</b>	<b>225,613,312</b>	<b>462,045,514</b>	<b>288,343,947</b>	<b>295,791,069</b>	<b>282,962,567</b>
1202	Ministry of Economic Development	215,348,953	447,284,029	225,781,297	231,839,779	217,580,964
1511	Labour Relations Authority	9,477,907	13,519,140	18,000,000	18,256,289	18,520,281
1517	Invest Maldives	786,452	1,242,345	44,562,650	45,695,001	46,861,322
<b>S50</b>	<b>Ministry of Transport &amp; Civil Aviation</b>	<b>227,658,629</b>	<b>149,793,054</b>	<b>53,127,922</b>	<b>56,268,899</b>	<b>57,095,680</b>
1530	Ministry of Transport & Civil Aviation	19,057,240	38,901,417	37,939,047	40,889,825	41,520,703
1226	Regional Airports	197,187,155	90,903,915	-	-	-
1232	Transport Authority	11,414,234	19,987,722	15,188,875	15,379,074	15,574,977
<b>S29</b>	<b>Ministry of Tourism</b>	<b>75,718,782</b>	<b>49,462,870</b>	<b>75,229,919</b>	<b>31,072,305</b>	<b>31,516,679</b>
1204	Ministry of Tourism	75,718,782	49,462,870	75,229,919	31,072,305	31,516,679

		2020	2021	2022	2023	2024
		Actuals	Revised	Estimated	Estimated	Estimated
<b>S30</b>	<b>Ministry of Youth, Sports &amp; Community Empowerment</b>	<b>320,196,624</b>	<b>370,835,062</b>	<b>392,469,651</b>	<b>375,002,511</b>	<b>395,240,227</b>
1215	Ministry of Youth, Sports & Community Empowerment	320,196,624	370,835,062	392,469,651	375,002,511	395,240,227
<b>S52</b>	<b>Ministry of Arts, Culture and Heritage</b>	<b>45,750,977</b>	<b>59,544,222</b>	<b>64,240,961</b>	<b>63,654,120</b>	<b>63,366,083</b>
1532	Ministry of Arts, Culture and Heritage	12,548,027	15,156,637	17,493,857	19,101,420	18,924,761
1210	National Library	5,645,488	5,608,519	5,434,394	5,456,630	5,479,535
1211	National Centre for the Arts	4,824,203	7,082,581	8,829,620	7,484,444	6,284,734
1213	National Bureau of Classification	2,318,720	2,234,382	2,729,758	2,745,324	2,761,358
1269	Dhivehi Bahuve Academy	5,961,137	6,919,111	7,228,509	7,309,430	7,392,787
1271	Department of Heritage	10,903,580	17,682,644	15,704,180	16,134,989	17,028,204
1506	National Archives	3,549,822	4,860,348	6,820,643	5,421,883	5,494,704
<b>S31</b>	<b>Ministry of National Planning, Housing and Infrastructure</b>	<b>2,553,609,729</b>	<b>3,679,144,734</b>	<b>3,999,181,518</b>	<b>4,601,951,642</b>	<b>5,548,702,396</b>
1224	Ministry of National Planning, Housing and Infrastructure	2,527,699,509	3,628,742,243	3,919,013,298	4,557,150,771	5,504,715,778
1011	Maldives Bureau of Statistics	12,337,028	24,916,310	52,608,157	13,761,345	12,556,248
1026	Department of National Registrations	8,818,032	14,437,122	19,060,063	22,452,271	22,753,245
1483	Maldives Land and Survey Authority	4,755,160	11,049,059	8,500,000	8,587,255	8,677,125
<b>S49</b>	<b>Ministry of Housing &amp; Urban Development</b>	<b>91,602,617</b>	<b>-</b>	<b>-</b>	<b>-</b>	<b>-</b>
1529	Ministry of Housing & Urban Development	91,602,617	-	-	-	-
<b>S51</b>	<b>Ministry of Communication, Science and Technology</b>	<b>11,434,955</b>	<b>3,138,568</b>	<b>-</b>	<b>-</b>	<b>-</b>
1531	Ministry of Communication, Science and Technology	11,434,955	3,138,568	-	-	-
<b>S32</b>	<b>Ministry of Fisheries, Marine Resources and Agriculture</b>	<b>103,638,111</b>	<b>176,623,976</b>	<b>163,540,660</b>	<b>133,263,423</b>	<b>149,451,484</b>
1233	Ministry of Fisheries, Marine Resources and Agriculture	103,638,111	176,623,976	163,540,660	133,263,423	149,451,484
<b>S33</b>	<b>Ministry of Islamic Affairs</b>	<b>226,300,289</b>	<b>261,462,512</b>	<b>281,877,538</b>	<b>305,319,885</b>	<b>313,550,131</b>
1240	Ministry of Islamic Affairs	213,184,484	244,509,404	261,377,538	284,616,051	292,555,598
1241	Center for the Holy Quran	10,891,144	14,798,191	17,500,000	17,671,238	17,928,360
1534	Islamee Fathuvadhey Majilis	2,224,661	2,154,917	3,000,000	3,032,596	3,066,173
<b>S34</b>		<b>366,906,526</b>	<b>733,170,302</b>	<b>1,033,310,806</b>	<b>1,172,313,147</b>	<b>1,492,261,268</b>
1229	Ministry of Environment, Climate Change and Tehcnology	299,242,301	578,454,841	859,614,122	990,857,976	1,307,985,457
1228	Maldives Meteorological Service	28,284,831	31,188,602	35,000,000	35,219,557	35,445,704
1230	Utility Regulatory Authority	2,008,869	8,432,580	20,178,284	20,515,509	20,862,849
1231	Environmental Protection Agency	11,642,339	11,489,747	17,000,000	17,212,817	17,432,018
1238	National Centre For Information Technology	20,399,005	95,824,190	92,983,400	99,871,838	101,796,324
1239	Communications Authority of Maldives	5,329,181	7,780,342	8,535,000	8,635,450	8,738,916
<b>S36</b>	<b>Ministry Of Gender, Family and Social Services</b>	<b>147,947,121</b>	<b>203,044,361</b>	<b>221,474,171</b>	<b>235,362,233</b>	<b>239,200,097</b>
1510	Ministry Of Gender, Family and Social Services	37,335,931	63,668,930	61,887,959	74,480,702	76,984,393
1194	Khaassa Eheeah Beynunvaa Meehun thibey Marukaz	37,482,652	34,241,086	42,836,807	43,241,656	43,658,652
1196	Family & Children Service Centre	27,225,911	56,201,745	60,379,224	60,721,056	61,073,143
1197	Kudakudhinge Hiyaa	17,354,843	10,970,886	6,506,653	6,598,434	6,692,969



		2020	2021	2022	2023	2024
		Actuals	Revised	Estimated	Estimated	Estimated
1516	Fiyavathi	23,726,040	23,193,794	28,371,972	28,599,705	28,834,266
1539	Child & Family Protection Service	4,821,744	14,767,920	21,491,556	21,720,680	21,956,674
<b>S41</b>	<b>National Social Protection Agency</b>	<b>1,666,896,111</b>	<b>1,848,015,306</b>	<b>1,297,000,000</b>	<b>1,334,021,653</b>	<b>1,372,153,955</b>
1250	National Social Protection Agency	1,666,896,111	1,848,015,306	1,297,000,000	1,334,021,653	1,372,153,955
<b>S43</b>	<b>Male' City Council</b>	<b>952,297,651</b>	<b>1,319,319,964</b>	<b>1,565,370,767</b>	<b>1,706,923,566</b>	<b>1,783,697,399</b>
1477	Male' City Council	144,965,132	133,048,280	151,958,765	165,700,040	173,152,879
1277	Addu City Council	49,369,518	73,508,343	68,675,889	74,886,088	78,254,307
1476	Fuvamulaku City Council	30,525,000	36,483,874	44,052,885	48,036,484	50,197,064
1304	Kulhudhuffushee City Council	21,215,273	27,402,306	32,732,905	35,692,865	37,298,255
1281	HA. Atoll Council	6,582,395	8,559,220	9,319,651	10,162,405	10,619,489
1282	HA. Thuraakunu Council	2,184,806	3,492,965	4,421,146	4,820,939	5,037,775
1283	HA. Uligamu Council	2,284,546	3,711,353	4,605,996	5,022,505	5,248,407
1284	HA. Molhadhoo Council	2,040,533	3,293,899	4,121,122	4,493,786	4,695,907
1285	HA. Hoarafushee Council	6,558,787	8,793,301	10,229,138	11,154,135	11,655,824
1286	HA. Ihavandhoo Council	6,975,441	10,355,131	13,068,706	14,250,479	14,891,435
1287	HA. Kelaa Council	4,814,532	6,561,568	8,049,404	8,777,292	9,172,077
1288	HA. Vashafaru Council	1,921,082	3,222,347	4,078,425	4,447,228	4,647,255
1289	HA. Dhidhdhoo Council	7,527,246	10,935,880	13,755,642	14,999,532	15,674,180
1290	HA. Filladhoo Council	3,333,635	5,173,951	6,429,571	7,010,982	7,326,321
1291	HA. Maarandhoo Council	2,667,612	4,264,495	5,241,913	5,715,927	5,973,017
1292	HA. Thakandhoo Council	1,833,016	3,388,834	3,910,196	4,263,786	4,455,562
1280	HA. Utheemu Council	3,103,834	3,812,239	4,772,111	5,203,642	5,437,691
1293	HA. Muraidhoo Council	2,163,492	3,438,872	4,305,401	4,694,728	4,905,887
1294	HA. Baarashu Council	4,699,040	7,107,484	8,916,505	9,722,803	10,160,115
1295	HDh. Atoll Council	6,445,650	7,692,480	8,433,251	9,195,850	9,609,460
1296	HDh. Hanimaadhoo Council	5,888,746	8,785,703	11,259,057	12,277,188	12,829,390
1297	HDh. Finey Council	2,147,846	3,463,561	4,517,500	4,926,006	5,147,568
1298	HDh. Naivaadhoo Council	2,025,283	3,250,644	4,106,407	4,477,740	4,679,139
1299	HDh. Hirimaradhoo Council	2,416,151	2,870,549	3,657,551	3,988,295	4,167,680
1300	HDh. Nollhivaranfaru Council	3,882,857	5,969,848	7,426,397	8,097,948	8,462,177
1301	HDh. Nellaidhoo Council	2,884,926	4,583,655	6,080,579	6,630,431	6,928,654
1302	HDh. Nollhivaramu Council	5,990,418	8,945,624	11,198,064	12,210,678	12,759,889
1303	HDh. Kurinbee Council	2,764,868	3,416,219	4,354,830	4,748,627	4,962,210
1305	HDh. Kumundhoo Council	3,535,306	5,483,161	6,744,557	7,354,451	7,685,239
1306	HDh. Neykurendhoo Council	3,293,812	5,010,430	6,325,347	6,897,334	7,207,561
1307	HDh. Vaikaradhoo Council	3,845,623	4,806,818	6,078,580	6,628,252	6,926,377
1308	HDh. Makunudhoo Council	4,092,370	6,274,662	8,118,787	8,852,950	9,251,137

	2020	2021	2022	2023	2024
	Actuals	Revised	Estimated	Estimated	Estimated
1309 Sh. Atoll Council	5,969,619	9,053,116	9,828,339	10,717,092	11,199,124
1310 Sh. Kanditheemu Council	3,966,618	6,082,794	7,648,023	8,339,616	8,714,714
1311 Sh. Noomaraa Council	1,825,105	3,078,723	3,850,996	4,199,232	4,388,105
1312 Sh. Goidhoo Council	3,193,843	4,289,443	5,400,259	5,888,592	6,153,448
1313 Sh. Feydhoo Council	3,068,002	4,819,904	5,940,174	6,477,330	6,768,667
1314 Sh. Feevaku Council	2,655,557	4,247,037	5,154,651	5,620,774	5,873,585
1315 Sh. Bileiyfahee Council	2,760,244	3,648,877	4,838,530	5,276,067	5,513,374
1316 Sh. Foakaidhoo Council	4,155,264	10,788,658	8,286,756	9,036,107	9,442,533
1317 Sh. Narudhoo Council	2,394,468	3,535,881	4,356,712	4,750,679	4,964,355
1318 Sh. Maroshee Council	2,247,525	3,520,278	4,168,055	4,544,962	4,749,385
1319 Sh. Lhaimagu Council	2,316,040	3,732,818	4,617,006	5,034,511	5,260,953
1320 Sh. Komandoo Council	3,389,186	5,296,296	6,743,765	7,353,588	7,684,337
1321 Sh. Maaungoodhoo Council	2,691,407	4,314,143	5,352,503	5,836,518	6,099,032
1322 Sh. Funadhoo Council	6,222,176	9,855,215	11,436,152	12,470,296	13,031,184
1323 Sh. Milandhoo Council	5,628,995	8,442,752	10,555,215	11,509,698	12,027,380
1324 N. Atoll Council	4,656,832	7,355,310	8,075,671	8,805,935	9,202,007
1325 N. Henbadhoo Council	2,127,817	3,350,007	4,256,043	4,640,907	4,849,646
1326 N. Kendhikulhudhoo Council	4,747,345	7,184,636	8,946,632	9,755,655	10,194,444
1327 N. Maalhendhoo Council	2,339,914	3,819,120	4,890,822	5,333,088	5,572,959
1328 N. Kudafaree Council	2,066,811	3,386,184	3,960,204	4,318,316	4,512,545
1329 N. Landhoo Council	2,723,229	4,137,046	5,220,578	5,692,662	5,948,706
1330 N. Maafaru Council	2,790,858	4,447,392	5,613,271	6,120,866	6,396,170
1331 N. Lhohee Council	2,179,876	3,594,339	4,544,274	4,955,202	5,178,077
1332 N. Miladhoo Council	2,960,217	4,303,779	5,123,734	5,587,061	5,838,356
1333 N. Magoodhoo Council	1,670,672	2,484,044	3,274,515	3,570,622	3,731,221
1334 N. Manadhoo Council	4,125,972	6,337,769	7,955,655	8,675,066	9,065,252
1335 N. Holhudhoo Council	4,384,685	6,709,407	8,724,513	9,513,451	9,941,346
1336 N. Fodhdhoo Council	2,054,631	2,455,479	3,069,542	3,347,114	3,497,660
1337 N. Velidhoo Council	4,960,027	7,515,489	9,631,656	10,502,624	10,975,010
1338 R. Atoll Council	6,481,651	8,867,636	9,673,250	10,547,979	11,022,405
1339 R. Alifushee Council	4,961,013	7,500,713	9,313,461	10,155,655	10,612,436
1340 R. Vaadhoo Council	2,249,775	3,348,872	4,046,179	4,412,065	4,610,511
1341 R. Rasgetheemu Council	2,880,726	3,415,624	4,183,693	4,562,014	4,767,204
1342 R. Angolhitheemu Council	2,161,743	3,153,288	3,930,834	4,286,290	4,479,078
1344 R. Ungooaar Council	7,935,352	6,357,921	7,782,139	8,485,860	8,867,536
1346 R. Maakurathu Council	2,642,502	4,113,860	5,412,686	5,902,143	6,167,609
1347 R. Rasmaadhoo Council	2,044,913	3,387,441	4,228,659	4,611,047	4,818,442

	2020	2021	2022	2023	2024
	Actuals	Revised	Estimated	Estimated	Estimated
1348 R. Innamaadhoo Council	1,904,481	3,211,307	4,287,657	4,675,379	4,885,668
1349 R. Maduhvaree Council	4,197,504	6,438,629	8,062,504	8,791,577	9,187,004
1350 R. Inguraidhoo Council	3,593,948	5,605,438	6,973,004	7,603,557	7,945,549
1352 R. Fainu Council	1,890,502	3,245,358	3,924,201	4,279,057	4,471,520
1351 R. Meedhoo Council	4,965,182	7,517,683	9,380,805	10,229,089	10,689,172
1353 R. Kinolhahu Council	3,443,849	3,536,682	4,453,098	4,855,781	5,074,184
1343 R. Hulhudhuffaaruu Council	4,144,050	5,628,958	6,988,066	7,619,980	7,962,711
1345 R. Dhuvaafaru Council	7,656,691	11,342,844	14,458,032	15,765,438	16,474,535
1354 B. Atoll Council	4,996,433	16,034,674	7,881,830	8,594,565	8,981,130
1355 B. Kudarikilu Council	2,100,959	3,143,315	3,937,729	4,293,808	4,486,935
1356 B. Kamadhoo Council	1,660,962	2,807,431	3,362,451	3,666,510	3,831,421
1357 B. Kendhoo Council	2,903,053	4,539,027	5,353,636	5,837,752	6,100,322
1358 B. Kihaadhoo Council	1,666,312	2,849,211	3,471,669	3,785,604	3,955,872
1359 B. Dhonfanu Council	1,825,117	2,777,282	3,431,410	3,741,704	3,909,998
1360 B. Dharavandhoo Council	2,941,059	4,303,027	5,361,884	5,846,746	6,109,721
1361 B. Maalhohu Council	2,266,768	3,228,511	4,012,333	4,375,159	4,571,944
1362 B. Eydhafushee Council	6,846,896	10,191,794	12,780,437	13,936,142	14,562,960
1363 B. Thulhaadhoo Council	4,300,881	6,515,508	8,338,793	9,092,851	9,501,828
1364 B. Hithaadhoo Council	2,854,574	3,978,150	5,005,129	5,457,731	5,703,208
1365 B. Fulhadhoo Council	1,207,389	2,219,115	2,714,708	2,960,193	3,093,336
1366 B. Fehendhoo Council	1,401,605	2,296,227	2,843,105	3,100,200	3,239,640
1367 B. Goidhoo Council	2,683,727	4,275,620	5,334,026	5,816,369	6,077,977
1368 Lh. Atoll Council	4,436,810	6,219,158	6,888,529	7,511,443	7,849,291
1369 Lh. Hinnavaru Council	6,475,728	9,673,386	12,446,004	13,571,467	14,181,883
1370 Lh. Naifaru Council	9,998,567	14,638,553	18,244,257	19,894,042	20,788,834
1371 Lh. Kurendhoo Council	3,709,590	5,748,134	7,160,226	7,807,708	8,158,882
1372 Lh. Olhuvelifushee Council	2,248,182	3,507,456	4,352,252	4,745,816	4,959,273
1373 K. Atoll Council	4,373,499	8,174,961	9,030,688	9,847,312	10,290,223
1279 K. Kaashidhoo Council	6,351,850	9,420,748	11,617,533	12,668,079	13,237,863
1374 K. Gaafaru Council	3,368,500	5,261,231	6,597,487	7,194,083	7,517,657
1375 K. Dhiffushee Council	3,224,417	4,980,080	6,129,985	6,684,305	6,984,951
1376 K. Thulusdhoo Council	3,420,429	5,354,453	6,912,459	7,537,536	7,876,559
1377 K. Huraa Council	3,447,831	5,371,258	6,871,485	7,492,857	7,829,870
1378 K. Himmafushee Council	4,156,842	6,379,160	7,989,654	8,712,140	9,103,993
1379 K. Gulhee Council	2,735,963	4,378,868	5,499,402	5,996,700	6,266,419
1380 K. Maafushee Council	7,283,159	10,787,979	13,632,242	14,864,974	15,533,569
1381 K. Guraidhoo Council	4,887,907	7,374,817	9,200,118	10,032,063	10,483,285

	2020	2021	2022	2023	2024
	Actuals	Revised	Estimated	Estimated	Estimated
1382 AA. Atoll Council	3,959,601	6,254,419	6,913,827	7,539,028	7,878,118
1383 AA. Thoddoo Council	5,283,288	6,980,733	8,546,176	9,318,987	9,738,135
1384 AA. Rasdhoo Council	2,951,399	4,508,108	5,791,986	6,315,742	6,599,810
1385 AA. Ukulhahu Council	3,133,655	4,931,962	6,179,510	6,738,309	7,041,384
1387 AA. Bodufolhudhoo Council	2,289,895	3,523,122	4,778,651	5,210,773	5,445,142
1386 AA. Mathiveree Council	3,150,737	4,044,513	5,174,355	5,642,260	5,896,037
1388 AA. Feridhoo Council	2,167,473	3,363,553	4,201,371	4,581,291	4,787,348
1389 AA. Maalhohu Council	2,763,181	3,269,977	4,245,412	4,629,315	4,837,531
1390 AA. Himandhoo Council	2,654,077	4,177,287	5,311,106	5,791,377	6,051,861
1391 ADh. Atoll Council	4,653,731	6,733,758	7,450,223	8,123,929	8,489,326
1392 ADh. Hanyaameedhoo Council	2,491,539	3,166,863	3,989,069	4,349,792	4,545,436
1393 ADh. Omadhoo Council	2,516,270	4,086,758	5,129,151	5,592,968	5,844,528
1394 ADh. Kunburudhoo Council	1,885,946	2,861,937	3,327,225	3,628,098	3,791,282
1395 ADh. Mahibadhoo Council	5,255,548	7,948,549	9,908,652	10,804,668	11,290,639
1396 ADh. Mandhoo Council	1,504,513	2,639,463	3,329,648	3,630,740	3,794,043
1397 ADh. Dhangethee Council	2,640,825	3,795,261	4,938,842	5,385,450	5,627,677
1398 ADh. Dhigurashu Council	2,504,604	3,697,287	4,834,278	5,271,431	5,508,529
1400 ADh. Fenfushee Council	3,066,779	4,927,792	5,235,191	5,708,597	5,965,358
1399 ADh. Dhidhdhoo Council	1,502,844	2,012,062	2,530,783	2,759,636	2,883,759
1401 ADh. Maamigilee Council	6,606,066	10,913,709	12,277,785	13,388,037	13,990,202
1402 V. Atoll Council	3,703,967	4,371,990	4,877,671	5,318,748	5,557,974
1403 V. Fulidhoo Council	1,736,374	2,718,359	3,156,505	3,441,940	3,596,751
1404 V. Thinadhoo Council	1,275,723	1,421,670	1,781,863	1,942,993	2,030,384
1405 V. Felidhoo Council	2,061,542	3,234,969	3,771,944	4,113,032	4,298,028
1406 V. Keyodhoo Council	2,480,611	3,619,534	4,489,302	4,895,259	5,115,438
1407 V. Rakeedhoo Council	1,172,310	1,677,434	2,107,915	2,298,528	2,401,911
1408 M. Atoll Council	4,733,679	5,459,985	6,004,675	6,547,664	6,842,164
1409 M. Raiymandhoo Council	1,782,331	2,310,691	2,474,486	2,698,247	2,819,609
1410 M. Veyvashu Council	2,127,900	2,424,429	2,892,378	3,153,929	3,295,787
1411 M. Mulaku Council	4,285,319	5,623,477	7,276,716	7,934,733	8,291,620
1412 M. Mulee Council	2,772,441	4,428,903	5,505,793	6,003,669	6,273,701
1413 M. Naalaafushee Council	1,803,987	2,801,453	3,541,680	3,861,946	4,035,648
1414 M. Kolhufushee Council	2,866,390	4,337,351	5,401,554	5,890,004	6,154,924
1415 M. Dhiggaru Council	2,853,228	4,556,334	5,811,109	6,336,594	6,621,600
1416 M. Maduvvaree Council	2,406,494	2,772,178	3,531,490	3,850,834	4,024,037
1417 F. Atoll Council	5,144,702	5,203,815	5,751,820	6,271,944	6,554,043
1418 F. Feealee Council	3,992,698	4,678,193	5,684,408	6,198,436	6,477,229

	2020	2021	2022	2023	2024
	Actuals	Revised	Estimated	Estimated	Estimated
1419 F. Bileiydhoo Council	3,433,513	4,519,943	5,708,145	6,224,319	6,504,276
1420 F. Magoodhoo Council	3,203,833	5,686,662	4,303,431	4,692,580	4,903,642
1421 F. Dharanboodhoo Council	2,771,786	3,320,666	3,440,625	3,751,753	3,920,499
1422 F. Nilandhoo Council	4,926,070	8,344,127	9,499,447	10,358,460	10,824,362
1423 Dh. Atoll Council	4,898,631	5,828,246	6,543,370	7,135,072	7,455,992
1424 Dh. Meedhoo Council	2,913,280	4,624,760	5,817,586	6,343,657	6,628,981
1425 Dh. Bandidhoo Council	2,689,115	4,298,156	5,381,128	5,867,731	6,131,649
1426 Dh. Rinbudhoo Council	1,987,049	2,811,272	3,407,688	3,715,837	3,882,967
1427 Dh. Hulhudhelee Council	2,481,561	4,015,220	5,110,099	5,572,193	5,822,818
1429 Dh. Maaenboodoo Council	2,351,127	3,671,494	4,620,926	5,038,786	5,265,420
1430 Dh. Kudahuvadhoo Council	6,989,900	9,875,812	12,405,494	13,527,294	14,135,723
1431 Th. Atoll Council	5,975,973	7,625,205	8,383,399	9,141,490	9,552,655
1432 Th. Burunee Council	2,501,989	3,671,126	4,057,054	4,423,924	4,622,903
1433 Th. Vilufushee Council	3,420,275	5,262,439	6,869,170	7,490,333	7,827,232
1434 Th. Madifushee Council	2,955,321	4,666,983	5,785,096	6,308,229	6,591,959
1435 Th. Dhiyamigilee Council	2,450,927	3,397,765	4,646,229	5,066,377	5,294,251
1436 Th. Guraidhoo Council	4,055,726	6,110,707	7,835,095	8,543,604	8,927,878
1437 Th. Kandoodhoo Council	2,530,659	3,426,179	4,474,994	4,879,657	5,099,134
1438 Th. Vandhoo Council	1,667,866	2,706,073	3,392,435	3,699,205	3,865,587
1439 Th. Hirilandhoo Council	3,812,566	5,230,026	6,540,153	7,131,563	7,452,326
1440 Th. Gaadhiffushee Council	1,490,905	2,261,693	2,848,588	3,106,180	3,245,889
1441 Th. Thimarafushee Council	3,600,719	5,529,673	7,037,285	7,673,650	8,018,794
1442 Th. Veymandoo Council	3,333,857	5,224,998	6,462,675	7,047,079	7,364,042
1443 Th. Kinbidhoo Council	3,010,063	4,236,304	5,315,148	5,795,784	6,056,467
1444 Th. Omadhoo Council	2,591,459	3,235,972	4,071,764	4,439,964	4,639,665
1445 L. Atoll Council	5,898,147	8,188,556	8,876,408	9,679,081	10,114,426
1446 L. Isdhoo Council	3,876,438	5,738,280	7,187,916	7,837,902	8,190,435
1447 L. Dhanbidhoo Council	3,251,861	4,163,527	5,246,943	5,721,411	5,978,748
1448 L. Maabaidhoo Council	2,765,200	4,256,408	5,262,951	5,738,867	5,996,989
1449 L. Mundoo Council	1,702,422	2,531,869	3,456,091	3,768,617	3,938,122
1508 L. Kalaidhoo Council	3,736,553	5,019,288	6,420,229	7,000,795	7,315,676
1450 L. Gamu Council	10,471,548	15,188,292	18,508,561	20,182,246	21,090,001
1451 L. Maavashu Council	4,476,680	6,819,222	8,450,566	9,214,731	9,629,190
1452 L. Fonadhoo Council	6,900,982	10,234,480	12,778,047	13,933,535	14,560,237
1454 L. Maamendhoo Council	3,351,272	4,625,702	5,747,391	6,267,114	6,548,995
1455 L. Hithadhoo Council	3,535,578	5,495,955	6,753,696	7,364,417	7,695,653
1456 L. Kunahandhoo Council	2,755,024	4,385,252	5,492,989	5,989,707	6,259,111

	2020	2021	2022	2023	2024
	Actuals	Revised	Estimated	Estimated	Estimated
1457 GA. Atoll Council	4,859,256	7,127,262	7,821,566	8,528,852	8,912,462
1458 GA. Kolamaafushee Council	3,346,510	5,516,876	6,333,653	6,906,390	7,217,025
1459 GA. Vilingilee Council	7,018,564	10,423,512	13,385,058	14,595,437	15,251,909
1460 GA. Maamendhoo Council	3,500,228	5,451,377	6,640,996	7,241,526	7,567,234
1461 GA. Nilandhoo Council	3,211,436	3,905,968	4,867,449	5,307,601	5,546,325
1462 GA. Dhaandhoo Council	3,549,277	5,373,025	6,690,430	7,295,429	7,623,562
1463 GA. Dheevadhoo Council	3,849,841	4,084,195	4,805,448	5,239,994	5,475,678
1464 GA. Kondey Council	2,135,660	3,495,183	4,174,759	4,552,273	4,757,024
1465 GA. Gemanafushee Council	4,051,488	6,208,821	7,685,589	8,380,579	8,757,520
1466 GA. Kanduhulhuhdoo Council	2,503,197	4,018,617	4,997,921	5,449,871	5,694,995
1278 GDh. Atoll Council	5,412,392	8,265,786	9,129,201	9,954,733	10,402,476
1467 GDh. Madavelee Council	3,934,209	5,852,599	7,386,420	8,054,357	8,416,625
1468 GDh. Hoadedhdhoo Council	3,337,943	5,132,591	6,457,359	7,041,283	7,357,985
1469 GDh. Nadalla Council	2,982,732	4,703,741	5,926,558	6,462,483	6,753,152
1470 GDh. Gadhhdoo Council	4,789,463	7,239,841	9,045,284	9,863,227	10,306,855
1471 GDh. Rathafandhoo Council	2,678,159	4,406,428	4,729,474	5,157,149	5,389,107
1472 GDh. Vaadhoo Council	3,575,254	5,506,903	6,855,750	7,475,699	7,811,940
1473 GDh. Fiyoaree Council	3,085,858	4,838,786	5,922,541	6,458,102	6,748,574
1474 GDh. Faresmaathodaa Council	3,739,796	5,768,372	7,395,898	8,064,692	8,427,425
1475 GDh. Thinadhoo Council	12,608,244	18,298,851	22,915,798	24,988,020	26,111,928



## **Program Budget**

# Program Performance based Budget

The Government's Strategic Action Plan (SAP) 2019-2023 contains a commitment to implement a results/program-based budgeting system during its term, to improve the effectiveness of budgeting, and to better understand the results achieved from the Government's investments in key sectors.

To operationalise this strategy, the Fiscal Affairs Department of the Ministry of Finance (MOF), with the support of USAID's Public Financial Management (PFM) Maldives project, launched the implementation of a Program Performance Based Budgeting (PBB) initiative for the 2022 budget. This builds on previous work of the Ministry and selected agencies to pilot program/results-based budgeting. PBB requires agencies to align their agency strategic goals and objectives with national priorities, to allocate their resources to programs and activities that address these strategic objectives, and identify key performance measures that will measure the success of agency programs in achieving their stated objectives. Implementing PBB will assist the government to:

Link the funding of public sector organizations to the results they deliver making systematic use of performance information.

- Prioritize resources to programs that most important to economic and social development.
- Focus on the outcomes of Government resource allocation – have the results been achieved.
- Have a more efficient, effective and responsive public sector.
- Improve transparency and accountability of the budget.
- Develop enhanced information for budget preparation, monitoring, analysis, reporting and decision making.

Based on international experience, implementation of a fully functional PBB framework is a significant task, and will take a number of budget cycles to become fully operational. To implement the initiative for the 2022 Budget, and build capacity for achievement of this goal, representatives of the Ministry of Finance, supported by technical experts from the USAID PFM Maldives Activity project, coordinated with all central Accountable Government Agencies (AGA)s, to provide dedicated technical support in preparing for the 2022 budget. The implementation tasks were split into two phases as set out in the adjoining Information Diagram: "Program Performance-Based Budgeting (PBB) Implementation - 2022 Budget". Phase One developed the framework for allocating resources in accordance with strategic priorities, by clarifying agency strategic objectives, and allocating resources to programs and activities that address achievement of these goals. This phase of work also included augmentation of the Chart of Accounts to develop a program classification architecture, to support the allocation and execution of budget resources by programs and sub-programs through MOF's Financial Management Information System (FMIS). Disaggregation is available down to the sub-unit and project level for each program. The new program structure has also been mapped to the COFOG (the international Classification of Functions of Government) classification, to produce improved fiscal data by sector, and assist international comparisons and analysis.

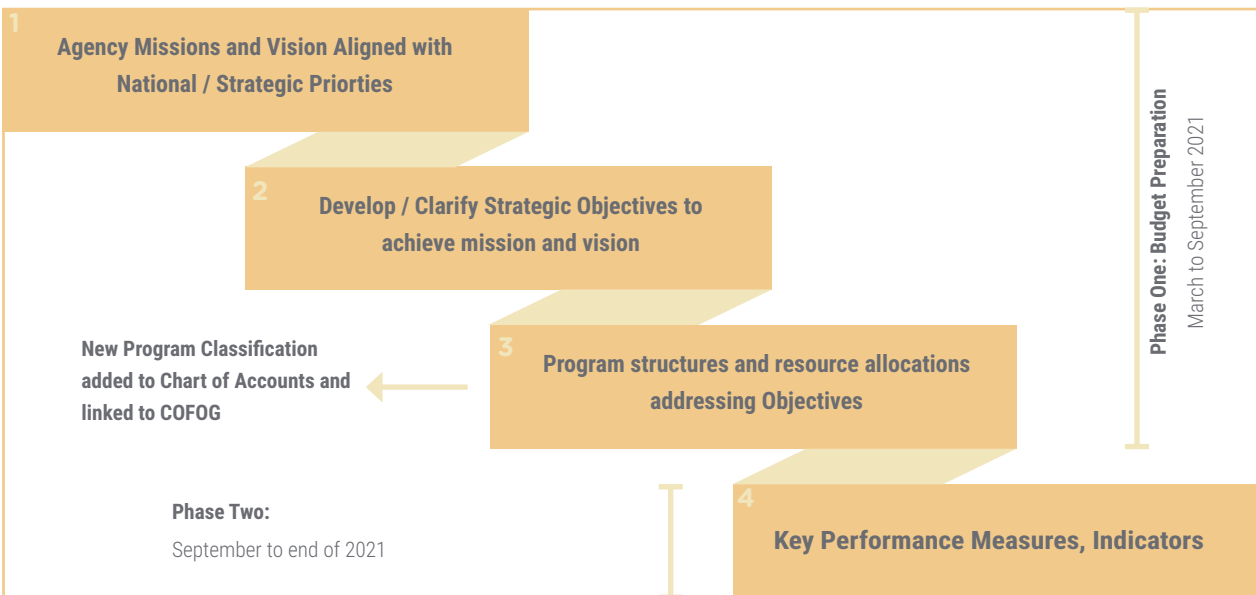


The result of this work is that for the first-time, agency budgets are able to be prepared on a program basis, which formed the basis for submission of the 2022 budget estimates for all AGAs. This is a significant achievement and provides access to significantly expanded information for budget monitoring, analysis and reporting.

Phase 2 of PBB implementation will extend until through 2022, to develop the first set of meaningful performance indicators for gauging progress towards, or achievement of planned outcomes. Presentation of future Budgets will include, in addition to a disaggregation of agency expenditures by programs, strategic and performance information in the budget documentation. The Ministry of Finance's FMIS has been developed to record the details of performance indicators, their base-line levels in 2021, and projected values over the medium-term budget horizon from 2022 to 2024.

The results and experience from the 2022 budget will be used to refine and improve the PBB framework for future budgets. Full implementation and operationalization of the PBB framework will make a significant contribution to improved budget and fiscal management and performance, through identifying how resources allocated to government policies and activities are contributing to effective service delivery, and achievement of economic and social development objectives.

## Program Performance-based Budgeting Implementation 2022



## 7.1 PROGRAMME BUDGET - PRESIDENTS OFFICE

IN MVR

Programme/ Sub Programme	2022 Estimated	2023 Estimated	2024 Estimated
<b>Total</b>	<b>181,000,000</b>	<b>180,771,671</b>	<b>182,596,488</b>
<b>Chief of Staff and Executive and Corporate Services</b>	<b>74,328,349</b>	<b>73,087,479</b>	<b>73,869,378</b>
Chief of Staff	6,460,834	6,462,470	6,464,149
Executive and Corporate Services	67,867,515	66,625,009	67,405,229
<b>Chief of Staff and Administration</b>	<b>34,588,977</b>	<b>34,990,680</b>	<b>35,404,433</b>
HEP Residence	27,253,087	27,539,265	27,834,024
VP Residence	7,335,890	7,451,415	7,570,409
<b>Secretariat of the President and Vice President</b>	<b>16,672,960</b>	<b>17,042,464</b>	<b>17,423,054</b>
Secretariat of the President	12,480,134	12,777,638	13,084,068
Secretariat of the Vice President	4,192,826	4,264,826	4,338,986
<b>Political &amp; Parliamentary and Legal Affairs Offices</b>	<b>7,982,361</b>	<b>7,982,361</b>	<b>7,982,361</b>
Political & Parliamentary Offices	3,539,677	3,539,677	3,539,677
Legal Affairs Office	4,442,684	4,442,684	4,442,684
<b>Cabinet Office</b>	<b>12,179,692</b>	<b>12,208,342</b>	<b>12,237,852</b>
Cabinet Secretariat	3,244,520	3,273,170	3,302,680
Committees and Councils	4,188,951	4,188,951	4,188,951
Public Administration Reform	4,746,221	4,746,221	4,746,221
<b>Communication</b>	<b>13,440,429</b>	<b>13,590,429</b>	<b>13,744,929</b>
Communication	13,440,429	13,590,429	13,744,929
<b>Policy Formulation &amp; Coordination</b>	<b>20,695,352</b>	<b>20,743,036</b>	<b>20,792,151</b>
Policy Office	12,952,045	12,953,415	12,954,826
Foreign Relations Office	2,400,827	2,401,577	2,402,350
National Security	3,716,999	3,762,563	3,809,494
Technology	1,625,481	1,625,481	1,625,481
<b>Climate change</b>	<b>1,111,880</b>	<b>1,126,880</b>	<b>1,142,330</b>
Special Envoy for Climate Change Office	1,111,880	1,126,880	1,142,330

## 7.2 PROGRAMME BUDGET - PEOPLE'S MAJILIS

IN MVR MILLIONS

Programme/ Sub Programme	2022 Estimated	2023 Estimated	2024 Estimated
<b>Total</b>	<b>198,071,078</b>	<b>182,148,690</b>	<b>183,371,383</b>
<b>Executive Management &amp; Corporate Services</b>	<b>53,273,947</b>	<b>36,591,762</b>	<b>37,031,860</b>
Executive Management	4,676,175	4,676,925	4,677,698
Corporate Services	48,597,772	31,914,837	32,354,162
<b>Sergeant At Arms &amp; Internal Security &amp; Escort Services</b>	<b>2,632,079</b>	<b>2,632,079</b>	<b>2,632,079</b>
Sergeant At Arms & Internal Security & Escort Services	2,632,079	2,632,079	2,632,079
<b>Members Of Parliament</b>	<b>101,745,565</b>	<b>102,067,813</b>	<b>102,399,729</b>
Members Of Parliament	101,745,565	102,067,813	102,399,729
<b>International Affairs</b>	<b>6,693,456</b>	<b>6,826,230</b>	<b>6,962,988</b>
Members Services Protocol	915,603	915,603	915,603
Foreign Relations	5,777,853	5,910,627	6,047,385
<b>Legal Affairs</b>	<b>23,444,936</b>	<b>23,642,548</b>	<b>23,846,088</b>
Counsel General	525,180	525,180	525,180
Committees And Research	10,039,508	10,053,301	10,067,507
Table Office	7,245,756	7,407,342	7,573,776
Hansard	3,534,126	3,534,126	3,534,126
Library & Archives	2,100,366	2,122,599	2,145,499
<b>Media And Education</b>	<b>3,419,479</b>	<b>3,443,779</b>	<b>3,468,808</b>
Media & Communication	1,808,417	1,811,417	1,814,507
Parliamentary Education	1,611,062	1,632,362	1,654,301
<b>Speakers Residence</b>	<b>6,861,616</b>	<b>6,944,479</b>	<b>7,029,831</b>
Bureau Services	1,293,136	1,305,136	1,317,496
Corporate Services	3,210,812	3,257,915	3,306,434
Household Services	2,357,668	2,381,428	2,405,901

## 7.3 PROGRAMME BUDGET - DEPARTMENT OF JUDICIAL ADMINISTRATION

IN MVR

Programme/ Sub Programme	Estimated	Estimated	Estimated
<b>Total</b>	<b>531,183,564</b>	<b>552,805,797</b>	<b>596,675,180</b>
<b>Executive and Corporate Services</b>	<b>108,829,046</b>	<b>128,486,114</b>	<b>170,331,331</b>
Executive and Corporate Services	108,829,046	128,486,114	170,331,331
<b>Supreme Court</b>	<b>26,300,000</b>	<b>26,390,431</b>	<b>26,483,566</b>
Corporate Services	11,375,788	11,465,379	11,557,648
Case and Court room management	14,924,212	14,925,052	14,925,918
<b>High Court</b>	<b>31,600,000</b>	<b>31,691,193</b>	<b>31,785,140</b>
Court Administration	11,189,951	11,235,272	11,281,977
Case and Court room management	20,410,049	20,455,921	20,503,163
<b>Criminal Court</b>	<b>31,600,000</b>	<b>31,723,923</b>	<b>31,851,563</b>
Court Administration	13,501,005	13,616,898	13,736,267
Court Trials	18,098,995	18,107,025	18,115,296
<b>Civil Court</b>	<b>38,600,000</b>	<b>38,748,637</b>	<b>38,901,713</b>
Court Administration	11,013,338	11,160,625	11,312,310
Court Operations	27,586,662	27,588,012	27,589,403
<b>Juvenile Court</b>	<b>11,100,000</b>	<b>11,125,121</b>	<b>11,151,027</b>
Court Administration	3,390,389	3,400,654	3,411,238
Court Operations	7,709,611	7,724,467	7,739,789
<b>Drug Court</b>	<b>13,800,000</b>	<b>13,848,764</b>	<b>13,899,001</b>
Administrative Division	4,904,381	4,952,695	5,002,468
Court Operations	8,895,619	8,896,069	8,896,533
<b>Family Court</b>	<b>25,060,000</b>	<b>25,162,410</b>	<b>25,267,883</b>
Court Administration	25,060,000	25,162,410	25,267,883
<b>Magistrate Courts</b>	<b>234,800,000</b>	<b>235,937,541</b>	<b>237,109,233</b>
Island Magistrate Courts	230,069,995	231,182,012	232,327,414
Hulhumale Court	4,730,005	4,755,529	4,781,819
<b>Judicial Academy</b>	<b>4,099,685</b>	<b>4,176,668</b>	<b>4,255,960</b>
Programs	4,099,685	4,176,668	4,255,960

## 7.4 PROGRAMME BUDGET - JUDICIAL SERVICE COMMISSION

IN MVR

Programme/ Sub Programme	2022 Estimated	2023 Estimated	2024 Estimated
<b>Total</b>	<b>17,400,000</b>	<b>17,596,702</b>	<b>17,799,298</b>
<b>Executive and Corporate Services</b>	<b>11,898,511</b>	<b>12,077,386</b>	<b>12,261,623</b>
Executive and Corporate Services	11,898,511	12,077,386	12,261,623
<b>Judicial Human Resource And Judicial Service</b>	<b>2,257,829</b>	<b>2,260,036</b>	<b>2,262,307</b>
Judicial Human Resource And Judicial Service	2,257,829	2,260,036	2,262,307
<b>Legal, Complaints and Investigation</b>	<b>3,243,660</b>	<b>3,259,280</b>	<b>3,275,368</b>
Legal, Complaints and Investigation	3,243,660	3,259,280	3,275,368

## 7.5 PROGRAMME BUDGET - ELECTIONS COMMISSION

IN MVR

Programme/ Sub Programme	2022 Estimated	2023 Estimated	2024 Estimated
<b>Total</b>	<b>28,477,900</b>	<b>108,933,642</b>	<b>89,403,056</b>
<b>Executive and Corporate Services</b>	<b>21,012,083</b>	<b>21,353,953</b>	<b>21,706,079</b>
Administration & Human Resource Development	21,012,083	21,353,953	21,706,079
<b>Political Party Regulation &amp; Community Awareness</b>	<b>4,263,319</b>	<b>84,335,229</b>	<b>64,409,296</b>
Civic Education, Training & Research	1,408,640	1,434,945	1,462,039
Legal & Political Party Regulations	1,288,060	1,302,675	1,317,728
Electoral Management and Coordination	1,566,619	81,597,609	61,629,529
<b>Information Technology &amp; Communications</b>	<b>3,202,498</b>	<b>3,244,460</b>	<b>3,287,681</b>
Information Services & System Administration	1,655,930	1,679,789	1,704,365
Technical Support Services & Archive	1,546,568	1,564,671	1,583,316

## 7.6 PROGRAMME BUDGET - CIVIL SERVICE COMMISSION

IN MVR

Programme/ Sub Programme	2022 Estimated	2023 Estimated	2024 Estimated
<b>Total</b>	<b>29,215,518</b>	<b>27,660,157</b>	<b>27,798,834</b>
<b>Executive and Corporate services</b>	<b>14,941,987</b>	<b>13,789,947</b>	<b>13,908,662</b>
Executive and Corporate Services	14,941,987	13,789,947	13,908,662
<b>CS Monitoring and Enforcement</b>	<b>5,828,050</b>	<b>5,832,100</b>	<b>5,836,272</b>
CS Monitoring and Enforcement	5,828,050	5,832,100	5,836,272
<b>CS Reforms and Development</b>	<b>2,838,722</b>	<b>2,845,322</b>	<b>2,852,120</b>
CS Reforms and Development	2,838,722	2,845,322	2,852,120
<b>CS Training and Development</b>	<b>2,632,741</b>	<b>2,640,872</b>	<b>2,649,246</b>
Training and Administration	2,632,741	2,640,872	2,649,246
<b>Employee relations</b>	<b>2,974,018</b>	<b>2,551,916</b>	<b>2,552,534</b>
Employee relations	2,974,018	2,551,916	2,552,534

## 7.7 PROGRAMME BUDGET - HUMAN RIGHTS COMMISSION

IN MVR

Programme/ Sub Programme	2022 Estimated	2023 Estimated	2024 Estimated
<b>Total</b>	<b>29,850,198</b>	<b>30,094,517</b>	<b>30,346,158</b>
<b>Executive &amp; Corporate Services</b>	<b>13,994,461</b>	<b>14,191,949</b>	<b>14,395,362</b>
Executive & Commission Bureau	3,892,778	3,893,533	3,894,312
Corporate Services	10,101,683	10,298,416	10,501,050
<b>Human Rights Protection &amp; Promotion</b>	<b>15,855,737</b>	<b>15,902,568</b>	<b>15,950,796</b>
Advocacy	2,623,407	2,647,303	2,671,914
Investigation	6,105,612	6,116,053	6,126,807
Legal and Policy	1,840,436	1,841,613	1,842,825
National Preventive Mechanism	1,510,155	1,515,552	1,521,112
Monitoring and Research	1,817,330	1,822,953	1,828,741
Whistle Blower Protection	475,930	476,080	476,234
Southern Regional Office	1,482,867	1,483,014	1,483,163



## 7.8 PROGRAMME BUDGET - ANTI-CORRUPTION COMMISSION

IN MVR

Programme/ Sub Programme	2022 Estimated	2023 Estimated	2024 Estimated
<b>Total</b>	<b>45,400,000</b>	<b>41,882,383</b>	<b>42,276,233</b>
<b>Executive and Corporate Services</b>	<b>18,942,393</b>	<b>19,286,705</b>	<b>19,641,343</b>
Executive & Corporate Services	18,942,393	19,286,705	19,641,343
<b>Prevention</b>	<b>1,379,696</b>	<b>1,394,102</b>	<b>1,408,941</b>
Research	1,379,696	1,394,102	1,408,941
<b>Investigation</b>	<b>21,972,627</b>	<b>18,083,286</b>	<b>18,094,263</b>
Registration	1,716,936	1,716,936	1,716,936
Investigation	17,494,347	13,605,006	13,615,983
Southern Regional office	1,467,852	1,467,852	1,467,852
Intelligence	589,776	589,776	589,776
Post Investigation & Monitoring	703,716	703,716	703,716
<b>Legal Framework and Awareness Raising</b>	<b>3,105,284</b>	<b>3,118,290</b>	<b>3,131,686</b>
Legal Department	1,208,832	1,208,832	1,208,832
Education	1,496,264	1,509,090	1,522,301
Media Unit	400,188	400,368	400,553

## 7.9 PROGRAMME BUDGET - AUDITOR GENERALS OFFICE

IN MVR

Programme/ Sub Programme	2022 Estimated	2023 Estimated	2024 Estimated
<b>Total</b>	<b>90,315,293</b>	<b>105,376,945</b>	<b>106,264,775</b>
<b>Executive and Corporate Services</b>	<b>55,079,909</b>	<b>68,988,391</b>	<b>69,735,719</b>
Executive & Corporate Services	55,079,909	68,988,391	69,735,719
<b>Finance and Compliance Audit</b>	<b>31,037,396</b>	<b>32,045,243</b>	<b>32,134,077</b>
Financial Audit Services	18,736,545	19,347,272	19,383,907
Regional Office	3,591,993	3,710,529	3,746,842
Performance and Special Audit	8,708,858	8,987,442	9,003,328
<b>Technical &amp; Legal Services</b>	<b>4,197,988</b>	<b>4,343,311</b>	<b>4,394,979</b>
Technical & Legal Services	4,197,988	4,343,311	4,394,979

## 7.10 PROGRAMME BUDGET - PROSECUTOR GENERAL'S OFFICE

IN MVR

	2022	2023	2024
Programme/ Sub Programme	Estimated	Estimated	Estimated
<b>Total</b>	<b>66,100,000</b>	<b>66,402,839</b>	<b>66,714,769</b>
<b>Executive &amp; Corporate Services</b>	<b>17,030,183</b>	<b>17,224,711</b>	<b>17,425,079</b>
Executive & Corporate Services	17,030,183	17,224,711	17,425,079
<b>Prosecution</b>	<b>49,069,817</b>	<b>49,178,128</b>	<b>49,289,690</b>
Atolls	14,069,727	14,121,684	14,175,201
Prosecution	25,996,717	25,996,717	25,996,717
Witness & Victim Support	881,772	881,772	881,772
Prosecution Support	8,121,601	8,177,955	8,236,000

## 7.11 PROGRAMME BUDGET - MALDIVES INLAND REVENUE AUTHORITY

IN MVR

Programme/ Sub Programme	2022 Estimated	2023 Estimated	2024 Estimated
<b>Total</b>	<b>113,700,000</b>	<b>114,358,429</b>	<b>115,152,170</b>
<b>Corporate Governance &amp; Our People</b>	<b>23,967,550</b>	<b>24,272,491</b>	<b>24,586,577</b>
Administration & Finance	19,874,054	20,104,949	20,342,769
Human Resources	4,093,496	4,167,542	4,243,808
<b>Information Technology</b>	<b>11,739,509</b>	<b>11,795,979</b>	<b>11,969,708</b>
Software	6,133,574	6,074,169	6,128,548
Hardware	5,605,935	5,721,810	5,841,160
<b>Relationship With Others</b>	<b>8,639,674</b>	<b>8,790,703</b>	<b>8,946,264</b>
International Relation & Corporation	5,094,534	5,221,598	5,352,475
Technical & Facilitation	1,780,071	1,801,537	1,823,647
Planning	1,765,069	1,767,568	1,770,142
<b>Tax Payer Education</b>	<b>9,669,970</b>	<b>9,755,341</b>	<b>9,843,273</b>
Tax Payer Education	2,395,633	2,403,764	2,412,139
Facilitation & Engagement	3,811,945	3,828,182	3,844,907
Marketing	3,462,392	3,523,395	3,586,227
<b>Tax Administration Services</b>	<b>24,323,494</b>	<b>24,362,255</b>	<b>24,402,177</b>
Registration Processing	1,854,396	1,855,400	1,856,433
Return Processing	3,791,475	3,791,475	3,791,475
Payment Processing	6,354,984	6,373,524	6,392,620
Regional Offices	12,322,639	12,341,856	12,361,649
<b>Compliance &amp; Debt Collection</b>	<b>35,359,803</b>	<b>35,381,660</b>	<b>35,404,171</b>
Enforced Collection	3,690,345	3,690,345	3,690,345
Tax Clearance	3,688,785	3,688,785	3,688,785
Legal Services	3,842,325	3,842,325	3,842,325
Tax Payer Audit	18,749,108	18,764,990	18,781,348
Risk Management & Investigation	5,389,240	5,395,215	5,401,368

## 7.12 PROGRAMME BUDGET - EMPLOYMENT TRIBUNAL

IN MVR

	2022	2023	2024
Programme/ Sub Programme	Estimated	Estimated	Estimated
<b>Total</b>	<b>10,200,000</b>	<b>10,279,562</b>	<b>10,361,490</b>
<b>Court Administration</b>	<b>4,104,791</b>	<b>4,156,757</b>	<b>4,210,267</b>
Policy & Administrative Executive	3,782,616	3,834,582	3,888,092
Registrar	322,175	322,175	322,175
<b>Case Management, Legal, &amp; Research</b>	<b>6,095,209</b>	<b>6,122,805</b>	<b>6,151,223</b>
Registration & Case Management	4,987,210	5,010,201	5,033,872
Legal Services & Research	1,107,999	1,112,604	1,117,351

## 7.13 PROGRAMME BUDGET - MALDIVES MEDIA COUNCIL

IN MVR

Programme/ Sub Programme	2022 Estimated	2023 Estimated	2024 Estimated
<b>Total</b>	<b>5,100,000</b>	<b>5,141,391</b>	<b>5,184,027</b>
<b>Corporate Services</b>	<b>3,504,700</b>	<b>3,520,117</b>	<b>3,535,997</b>
Corporate Services	3,504,700	3,520,117	3,535,997
<b>Media Services</b>	<b>1,359,123</b>	<b>1,385,097</b>	<b>1,411,853</b>
Events & Registration	923,644	944,242	965,459
Planning & Development	435,479	440,855	446,394
<b>Legal Services</b>	<b>236,177</b>	<b>236,177</b>	<b>236,177</b>
Complaints	236,177	236,177	236,177

## 7.14 PROGRAMME BUDGET - BROADCASTING COMMISSION

IN MVR

	2022	2023	2024
Programme/ Sub Programme	Estimated	Estimated	Estimated
<b>Total</b>	<b>9,300,000</b>	<b>9,337,084</b>	<b>9,375,283</b>
<b>Human Resources and Administration</b>	<b>7,368,462</b>	<b>7,402,308</b>	<b>7,437,171</b>
Human Resources and Administration	2,996,430	3,030,276	3,065,139
Commissioners Bureau	4,372,032	4,372,032	4,372,032
<b>Planning and Policy</b>	<b>652,890</b>	<b>656,128</b>	<b>659,464</b>
Planning and Policy	652,890	656,128	659,464
<b>Legal Affairs, Monitoring and Licensing</b>	<b>1,278,648</b>	<b>1,278,648</b>	<b>1,278,648</b>
Legal Affairs, Monitoring and Licensing	1,278,648	1,278,648	1,278,648

## 7.15 PROGRAMME BUDGET - TAX APPEAL TRIBUNAL

IN MVR

Programme/ Sub Programme	2022	2023	2024
	Estimated	Estimated	Estimated
<b>Total</b>	<b>10,500,000</b>	<b>10,672,464</b>	<b>10,850,102</b>
<b>Corporate Affairs</b>	<b>6,381,116</b>	<b>6,541,355</b>	<b>6,706,401</b>
Executives and Corporate Services	6,381,116	6,541,355	6,706,401
<b>Case Management</b>	<b>4,118,884</b>	<b>4,131,109</b>	<b>4,143,701</b>
Legal and Assessment	4,118,884	4,131,109	4,143,701



## 7.16 PROGRAMME BUDGET - LOCAL GOVERNMENT AUTHORITY

IN MVR

Programme/ Sub Programme	2022 Estimated	2023 Estimated	2024 Estimated
<b>Total</b>	<b>62,756,570</b>	<b>75,699,455</b>	<b>72,842,475</b>
<b>Executive and Corporate Services</b>	<b>44,120,229</b>	<b>57,165,729</b>	<b>53,950,939</b>
Executive and Corporate Services	44,120,229	57,165,729	53,950,939
<b>Planning &amp; Development</b>	<b>13,340,670</b>	<b>13,662,825</b>	<b>13,994,644</b>
Policy Planning & International Relations	10,836,369	11,123,724	11,419,699
Training & Advocacy	2,504,301	2,539,101	2,574,945
<b>Council Support Service &amp; Monitoring</b>	<b>5,295,671</b>	<b>4,870,901</b>	<b>4,896,892</b>
Council Digitalization	2,073,462	1,634,562	1,645,996
Legal, monitoring & investigation	2,332,939	2,344,249	2,355,901
Council Corporate Services	889,270	892,090	894,995

## 7.17 PROGRAMME BUDGET - INFORMATION COMMISSIONERS OFFICE

IN MVR

Programme/ Sub Programme	2022 Estimated	2023 Estimated	2024 Estimated
<b>Total</b>	<b>4,703,715</b>	<b>4,726,231</b>	<b>4,749,416</b>
<b>Corporate Services &amp; Commissioners Bureau</b>	<b>3,166,345</b>	<b>3,183,761</b>	<b>3,201,694</b>
Corporate Services	1,805,965	1,823,381	1,841,314
Commissioners Bureau	1,360,380	1,360,380	1,360,380
<b>Legal &amp; Case Management</b>	<b>989,760</b>	<b>989,760</b>	<b>989,760</b>
Legal & Research	850,920	850,920	850,920
Case Management	138,840	138,840	138,840
<b>Programs &amp; Development</b>	<b>547,610</b>	<b>552,710</b>	<b>557,962</b>
Training and awareness	415,250	420,350	425,602
Monitoring and Media	132,360	132,360	132,360

## 7.18 PROGRAMME BUDGET -NATIONAL INTEGRITY COMMISION

IN MVR

Programme/ Sub Programme	2022	2023	2024
	Estimated	Estimated	Estimated
<b>Total</b>	<b>13,780,000</b>	<b>13,917,901</b>	<b>14,059,943</b>
<b>Corporate Services and Public Outreach</b>	<b>10,106,066</b>	<b>10,231,967</b>	<b>10,361,649</b>
Corporate Services and Public Outreach	10,106,066	10,231,967	10,361,649
<b>Investigation Legal</b>	<b>3,673,934</b>	<b>3,685,934</b>	<b>3,698,294</b>
Legal Counsel	3,673,934	3,685,934	3,698,294

## 7.19 PROGRAMME BUDGET - FAMILY PROTECTION AUTHORITY

IN MVR

Programme/ Sub Programme	2022 Estimated	2023 Estimated	2024 Estimated
<b>Total</b>	<b>10,165,636</b>	<b>10,319,666</b>	<b>10,478,312</b>
<b>Corporate Services</b>	<b>4,321,663</b>	<b>4,414,547</b>	<b>4,510,213</b>
Corporate Services	4,321,663	4,414,547	4,510,213
<b>Research, Training &amp; Advocacy</b>	<b>2,618,251</b>	<b>2,667,397</b>	<b>2,718,017</b>
Research	1,213,912	1,239,412	1,265,677
Training & Advocacy	1,404,339	1,427,985	1,452,340
<b>Referral &amp; Monitoring</b>	<b>2,304,128</b>	<b>2,316,128</b>	<b>2,328,488</b>
Referral & Reporting	696,500	698,000	699,545
Monitoring	1,607,628	1,618,128	1,628,943
<b>Bureau</b>	<b>722,958</b>	<b>722,958</b>	<b>722,958</b>
Bureau	722,958	722,958	722,958
<b>Legal Affairs</b>	<b>198,636</b>	<b>198,636</b>	<b>198,636</b>
Legal Affairs	198,636	198,636	198,636

## 7.20 PROGRAMME BUDGET - OFFICE OF OMBUDSPERSONS FOR TRANSITIONAL JUSTICE

IN MVR

	2022	2023	2024
Programme/ Sub Programme	Estimated	Estimated	Estimated
<b>Total</b>	<b>17,200,000</b>	<b>15,151,555</b>	<b>15,307,656</b>
<b>Corporate Support and Informed Decision Making</b>	<b>8,064,180</b>	<b>8,150,398</b>	<b>8,239,207</b>
Court Affairs	7,162,054	7,247,234	7,334,973
Bureau	902,126	903,164	904,234
<b>Core Technical Support Services</b>	<b>9,135,820</b>	<b>7,001,157</b>	<b>7,068,449</b>
Legal	402,145	404,790	407,513
Investigation	4,936,915	2,753,397	2,770,372
Case Management	772,065	773,854	775,696
Victim Support	459,025	463,664	468,441
Mediation & Dispute Resolution	849,645	855,994	862,532
Research & Awareness	1,716,025	1,749,458	1,783,895

## 7.21 PROGRAMME BUDGET - CHILDREN'S OMBUDSPERSON OFFICE

IN MVR

Programme/ Sub Programme	2022 Estimated	2023 Estimated	2024 Estimated
<b>Total</b>	<b>9,000,000</b>	<b>9,086,094</b>	<b>9,174,776</b>
<b>Executive and Corporate Services</b>	<b>3,852,654</b>	<b>3,915,888</b>	<b>3,981,023</b>
Administration & HR	3,647,514	3,710,748	3,775,883
Finance and Procurement	205,140	205,140	205,140
<b>Advocacy &amp; Awareness</b>	<b>1,119,929</b>	<b>1,132,079</b>	<b>1,144,594</b>
Advocacy & Education	1,119,929	1,132,079	1,144,594
<b>Compliance &amp; Enforcement</b>	<b>1,507,453</b>	<b>1,518,163</b>	<b>1,529,195</b>
Compliance & Enforcement	1,507,453	1,518,163	1,529,195
<b>Investigation &amp; Legal</b>	<b>1,587,273</b>	<b>1,587,273</b>	<b>1,587,273</b>
Legal	511,086	511,086	511,086
Investigation	1,076,187	1,076,187	1,076,187
<b>Monitoring &amp; Evaluation</b>	<b>932,691</b>	<b>932,691</b>	<b>932,691</b>
Monitoring & Evaluation	932,691	932,691	932,691

## 7.22 PROGRAMME BUDGET - ATTORNEY GENERAL'S OFFICE

IN MVR

	2022	2023	2024
Programme/ Sub Programme	Estimated	Estimated	Estimated
<b>Total</b>	<b>43,700,000</b>	<b>42,673,410</b>	<b>43,161,033</b>
<b>Executive and Corporate Services</b>	<b>13,399,893</b>	<b>11,997,783</b>	<b>12,098,617</b>
Executive and Corporate Services	13,399,893	11,997,783	12,098,617
<b>Strengthen regulatory environment and promote rule of law</b>	<b>30,300,107</b>	<b>30,675,627</b>	<b>31,062,416</b>
State Representation	8,032,620	8,065,560	8,099,491
Legislative Support	4,371,925	4,383,693	4,395,814
Legal Opinion	11,050,898	11,264,626	11,484,766
Human Rights Protection & International Representation	4,705,216	4,776,782	4,850,496
Research & Development Division	2,139,448	2,184,966	2,231,849

## 7.23 PROGRAMME BUDGET - MALDIVES ARBITRATION CENTRE

IN MVR

<b>Total</b>	<b>6,100,000</b>	<b>6,199,059</b>	<b>6,301,089</b>
<b>Executive &amp; Corporate Services</b>	<b>2,943,756</b>	<b>2,974,392</b>	<b>3,005,948</b>
Executive & Corporate Services	2,943,756	2,974,392	3,005,948
<b>Arbitration &amp; Case Management</b>	<b>905,936</b>	<b>912,836</b>	<b>919,943</b>
Arbitration & Case Management Section	905,936	912,836	919,943
<b>IT Services &amp; Capacity Building</b>	<b>2,250,308</b>	<b>2,311,831</b>	<b>2,375,198</b>
IT Services	225,046	225,811	226,598
Capacity Building	2,025,262	2,086,020	2,148,600



## 7.24 PROGRAMME BUDGET - MINISTRY OF FINANCE

IN MVR

	2022	2023	2024
Programme/ Sub Programme	Estimated	Estimated	Estimated
<b>Total</b>	<b>722,857,765</b>	<b>728,905,770</b>	<b>833,396,814</b>
<b>Executive and Corporate Services</b>	<b>43,041,419</b>	<b>41,538,567</b>	<b>38,406,908</b>
Executive and Corporate Services	43,041,419	41,538,567	38,406,908
<b>Treasury and Public Accounts Management</b>	<b>6,283,188</b>	<b>6,285,633</b>	<b>6,288,151</b>
Assets and Treasury and Management	1,384,747	1,387,192	1,389,710
Funds Management	3,094,368	3,094,368	3,094,368
Financial and Management Reporting	1,804,073	1,804,073	1,804,073
<b>Fiscal Affairs, Resource Mobilization and Debt Management</b>	<b>660,127,933</b>	<b>667,664,690</b>	<b>775,272,871</b>
Fiscal Affairs Department	4,600,858	4,455,193	4,459,658
Resource Mobilization and Debt Management Department	7,279,710	7,364,520	7,451,873
Project Implementation	648,247,365	655,844,977	763,361,340
<b>Governance of tenders, CS salaries, privatisation, and audit</b>	<b>13,405,225</b>	<b>13,416,880</b>	<b>13,428,884</b>
National Tender Board	3,346,424	3,350,999	3,355,711
Audit and Complaints	3,452,252	3,456,407	3,460,686
National Pay Commission	2,464,484	2,464,484	2,464,484
Privatization and Corporatization Board	4,142,065	4,144,990	4,148,003

## 7.25 PROGRAMME BUDGET - SPECIAL BUDGET

IN MVR

Programme/ Sub Programme	2022 Estimated	2023 Estimated	2024 Estimated
<b>Total</b>	<b>10,455,499,033</b>	<b>12,840,944,964</b>	<b>10,569,963,513</b>
<b>Provision for Governments New Policies</b>	<b>500,000,000</b>	<b>750,000,000</b>	<b>1,000,000,000</b>
Provision for Pay Harmonization	500,000,000	750,000,000	1,000,000,000
<b>Benefit scheme for Former Presidents</b>	<b>11,700,000</b>	<b>11,700,000</b>	<b>11,700,000</b>
Benefit scheme for Former Presidents	11,700,000	11,700,000	11,700,000
<b>Utility and General Administration of the Government/State</b>	<b>210,533,260</b>	<b>240,533,260</b>	<b>240,533,260</b>
Utility Cost	18,500,000	18,500,000	18,500,000
Insurance	3,232,000	3,232,000	3,232,000
Legal and General Administrative Costs	178,801,260	208,801,260	208,801,260
Acquiring Fixed Assets	10,000,000	10,000,000	10,000,000
<b>Budget for Extrabudgetary Entities</b>	<b>72,062,067</b>	<b>75,871,931</b>	<b>74,107,342</b>
Extrabudgetary Entities	39,200,000	39,200,000	39,200,000
Budget contribution for Political Parties	32,862,067	36,671,931	34,907,342
<b>Public Services via SOEs</b>	<b>121,000,000</b>	<b>116,000,000</b>	<b>70,000,000</b>
Expansion of Regional Airport & Ports	35,000,000	30,000,000	-
High-speed Ferry Network	16,000,000	16,000,000	-
Government Media Service	70,000,000	70,000,000	70,000,000
<b>Finance Charges/Interest Expenses &amp; Repayments</b>	<b>5,776,967,562</b>	<b>8,247,994,016</b>	<b>6,099,665,531</b>
Finance Cost	2,915,223,862	3,307,099,185	3,600,905,331
Loan Repayments	2,861,743,700	4,940,894,831	2,498,760,200
<b>Subsidies, Welfare Expenses &amp; Transfers</b>	<b>1,408,849,956</b>	<b>1,362,617,454</b>	<b>1,313,153,327</b>
Transport Subsidy	204,000,000	214,200,000	224,910,000
Electricity Subsidy	539,928,525	566,924,951	595,271,199
Fuel Subsidy	341,500,000	258,900,000	165,500,000
Staple Food Subsidy	283,421,431	297,592,503	312,472,128
Waste Management Subsidy	15,000,000	-	-
Transfers from Government Revenue	25,000,000	25,000,000	15,000,000
<b>Capital Contributions to SOEs</b>	<b>868,653,498</b>	<b>858,529,440</b>	<b>645,529,440</b>
Capital Contributions to SOEs	868,653,498	858,529,440	645,529,440
<b>Capital Contribution to multi-lateral corporations</b>	<b>35,732,690</b>	<b>27,698,863</b>	<b>15,274,613</b>
Capital Contribution to multi-lateral corporations	35,732,690	27,698,863	15,274,613

Programme/ Sub Programme	2022	2023	2024
	Estimated	Estimated	Estimated
<b>Contingency</b>	<b>1,400,000,000</b>	<b>1,100,000,000</b>	<b>1,100,000,000</b>
Compensation - Legal Suits	100,000,000	100,000,000	100,000,000
Budget Contingency	1,300,000,000	1,000,000,000	1,000,000,000
<b>Treasury Loans</b>	<b>50,000,000</b>	<b>50,000,000</b>	<b>-</b>
Sifco Housing Project	50,000,000	50,000,000	-

## 7.26 PROGRAMME BUDGET - PENSION BUDGET

IN MVR

Programme/ Sub Programme	2022	2023	2024
	Estimated	Estimated	Estimated
<b>Total</b>	<b>1,400,000,000</b>	<b>1,442,000,000</b>	<b>1,485,300,000</b>
<b>State Pension</b>	<b>1,022,611,545</b>	<b>1,022,891,853</b>	<b>1,031,823,131</b>
Long-Service Pension (20, 40, & 60 years)	68,817,064	66,140,076	62,793,840
Basic Pension	946,334,925	949,292,221	961,569,735
Special Allowance (Matyrs, etc.)	7,459,556	7,459,556	7,459,556
<b>Retirement Pensions (Other Pensions)</b>	<b>377,388,455</b>	<b>419,108,147</b>	<b>453,476,869</b>
Gratuity Payment upon retirement	114,387,935	152,066,960	164,801,335
Pension Benefits	263,000,520	267,041,187	288,675,534

## 7.27 PROGRAMME BUDGET - MINISTRY OF DEFENCE

IN MVR

Programme/ Sub Programme	2022 Estimated	2023 Estimated	2024 Estimated
<b>Total</b>	<b>17,914,428</b>	<b>21,688,625</b>	<b>23,729,174</b>
<b>Executive and Corporate Services</b>	<b>11,469,066</b>	<b>14,977,043</b>	<b>16,936,588</b>
Executive Services	3,565,670	3,583,882	3,602,642
Corporate Services	7,858,146	11,346,553	13,285,939
Internal Audit	45,250	46,608	48,007
<b>Department of International Defence Cooperation &amp; Policy</b>	<b>296,995</b>	<b>305,905</b>	<b>315,082</b>
Department of International Defence Cooperation & Policy	296,995	305,905	315,082
<b>Chemical Management</b>	<b>495,423</b>	<b>495,423</b>	<b>495,423</b>
Chemical Management	495,423	495,423	495,423
<b>Directorate of Aviation Security Administration</b>	<b>2,551,092</b>	<b>2,563,454</b>	<b>2,576,186</b>
Oversight, Inspection, & Implementation Support	1,793,895	1,806,257	1,818,989
Policy, Regulation & Planning	757,197	757,197	757,197
<b>Anti-TIP office</b>	<b>1,773,673</b>	<b>1,801,215</b>	<b>1,829,583</b>
Anti-TIP office	1,773,673	1,801,215	1,829,583
<b>NCTC</b>	<b>1,328,179</b>	<b>1,545,585</b>	<b>1,576,312</b>
Executive and Administrative Services	647,606	667,034	687,047
Counter. Terrorism and Preventing/Counter, Violent Extremism	214,429	406,857	411,855
Research, Publications, and Strategic Communication	361,143	363,543	366,015
Intelligence Fusion Cell	105,001	108,151	111,395

## 7.28 PROGRAMME BUDGET - AVIATION SECURITY COMMAND

IN MVR

Programme/ Sub Programme	2022 Estimated	2023 Estimated	2024 Estimated
<b>Total</b>	<b>145,000,000</b>	<b>145,204,744</b>	<b>145,415,539</b>
<b>Executive and Administrative Services</b>	<b>8,499,580</b>	<b>8,558,545</b>	<b>8,619,235</b>
Executive and Corporate Services	4,052,449	4,072,612	4,093,338
Maintenance, Logistics & Technical Management	2,993,956	3,019,134	3,045,067
Transport Unit	1,453,175	1,466,799	1,480,830
<b>Operations</b>	<b>136,500,420</b>	<b>136,646,199</b>	<b>136,796,304</b>
Operational Management	5,857,409	5,888,692	5,920,913
Training & Recreation	1,642,615	1,650,992	1,659,620
Intelligence	951,063	953,717	956,451
Access Control, Screening and Security	128,049,333	128,152,798	128,259,320

## 7.29 PROGRAMME BUDGET - MALDIVES NATIONAL DEFENCE FORCE

IN MVR

Programme/ Sub Programme	2022 Estimated	2023 Estimated	2024 Estimated
<b>Total</b>	<b>1,533,173,696</b>	<b>1,469,312,091</b>	<b>1,483,959,931</b>
<b>Executive &amp; Administrative Services</b>	<b>200,391,271</b>	<b>194,983,649</b>	<b>195,887,827</b>
Executive Administrative Services	4,390,876	4,390,876	4,390,876
Integrated Admin. Services Of Joint Staff Directorates	196,000,395	190,592,773	191,496,951
<b>Combat And Maneuver Forces</b>	<b>337,068,825</b>	<b>337,457,545</b>	<b>337,857,923</b>
Coast Guard	149,658,312	150,031,550	150,415,983
Marine Corps	138,247,948	138,250,644	138,253,421
Fire & Rescue Services	49,162,565	49,175,351	49,188,519
<b>Logistic Support Services</b>	<b>665,905,207</b>	<b>655,314,175</b>	<b>666,856,680</b>
Defence Intelligence Service (Dis)	41,008,042	19,211,898	19,213,135
Service Corps	472,899,490	482,180,139	491,739,212
Adjutant General Corps	57,857,593	57,890,648	57,924,690
Medical Corps	94,140,082	96,031,490	97,979,643
<b>Functional Commands</b>	<b>207,710,724</b>	<b>157,997,602</b>	<b>158,293,088</b>
Welfare And Recreational Services	3,390,235	3,391,172	3,392,138
Special Protection Services	141,155,117	91,232,989	91,313,198
Training And Education Command	41,604,330	41,811,780	42,025,453
Special Forces	21,561,042	21,561,661	21,562,299
<b>Combatant Commands</b>	<b>122,097,669</b>	<b>123,559,120</b>	<b>125,064,413</b>
Southern Area Command	35,468,449	35,746,885	36,033,676
Central Area Command	25,647,340	26,006,463	26,376,359
Male Area Command	26,907,333	27,256,108	27,615,347
Northern Area Command	34,074,547	34,549,664	35,039,031

## 7.30 PROGRAMME BUDGET - MALDIVES IMMIGRATION

IN MVR

Programme/ Sub Programme	2022 Estimated	2023 Estimated	2024 Estimated
<b>Total</b>	<b>160,064,687</b>	<b>163,820,640</b>	<b>166,559,129</b>
<b>Corporate Affairs &amp; organisational reform</b>	<b>48,873,042</b>	<b>50,935,494</b>	<b>51,929,677</b>
Corporate Services	30,170,096	30,924,513	31,701,560
Controller Generals Bureau	5,791,375	6,931,527	6,975,744
Human Resources	3,815,606	3,868,560	3,923,102
Information, Communication & Technology	9,095,965	9,210,894	9,329,271
<b>People-centered services</b>	<b>34,945,576</b>	<b>35,629,818</b>	<b>36,334,587</b>
International and Regional Services	6,050,680	6,052,702	6,054,785
Citizen Services	28,894,896	29,577,116	30,279,802
<b>Border Control Facilitation</b>	<b>32,138,371</b>	<b>32,144,371</b>	<b>32,150,551</b>
Airport	27,000,150	27,003,510	27,006,971
Seaport	3,030,734	3,033,374	3,036,093
Investigation, intelligence & Legal Affairs	2,107,487	2,107,487	2,107,487
<b>Migration management</b>	<b>44,107,698</b>	<b>45,110,957</b>	<b>46,144,314</b>
Visa	36,597,791	37,543,345	38,517,266
Permit Section	1,614,576	1,614,576	1,614,576
Expatriate Monitoring & Repatriation	5,895,331	5,953,036	6,012,472



## 7.31 PROGRAMME BUDGET - NATIONAL DISASTER MANAGEMENT

IN MVR

Programme/ Sub Programme	2022 Estimated	2023 Estimated	2024 Estimated
<b>Total</b>	<b>12,300,000</b>	<b>13,899,530</b>	<b>39,155,972</b>
<b>Corporate Affairs</b>	<b>4,765,125</b>	<b>4,809,444</b>	<b>4,855,098</b>
Corporate Affairs	4,765,125	4,809,444	4,855,098
<b>Emergency Management</b>	<b>4,677,226</b>	<b>3,228,500</b>	<b>3,281,317</b>
Emergency Coordination and Communication	225,688	226,288	226,908
Emergency Operations	4,451,538	3,002,212	3,054,409
<b>Disaster Preparedness and Risk Reduction</b>	<b>1,924,371</b>	<b>4,928,308</b>	<b>30,086,279</b>
Training and Advocacy	476,188	484,393	492,845
Development and Resilience	1,448,183	4,443,915	29,593,434
<b>Policy and Planning</b>	<b>933,278</b>	<b>933,278</b>	<b>933,278</b>
Policy and Planning	933,278	933,278	933,278

## 7.32 PROGRAMME BUDGET - MINISTRY OF HOME AFFAIRS

IN MVR

Programme/ Sub Programme	2022 Estimated	2023 Estimated	2024 Estimated
<b>Total</b>	<b>90,354,105</b>	<b>116,752,469</b>	<b>138,876,265</b>
<b>Executive and Corporate Services</b>	<b>25,208,729</b>	<b>25,308,697</b>	<b>25,617,670</b>
Executive and Corporate Services	23,027,062	23,107,830	23,397,027
Policy & Legal	2,181,667	2,200,867	2,220,643
<b>Monitoring, Rehabilitation, &amp; Piece</b>	<b>23,997,461</b>	<b>45,623,975</b>	<b>69,292,169</b>
Monitoring	3,440,213	5,760,247	6,190,213
Rehabilitation	12,414,093	33,055,112	56,225,914
Peace & Security	2,897,085	1,530,176	1,564,260
Police Board Secretariat	3,981,255	4,010,775	4,041,181
ICSS	1,264,815	1,267,665	1,270,601
<b>Program &amp; Event Management</b>	<b>7,141,284</b>	<b>7,317,578</b>	<b>7,499,161</b>
Program & Event Management	7,141,284	7,317,578	7,499,161
<b>Media</b>	<b>2,175,298</b>	<b>2,206,798</b>	<b>2,239,245</b>
Press & publication	718,274	722,774	727,410
Media registration & development	1,457,024	1,484,024	1,511,835
<b>Local Governance</b>	<b>8,190,750</b>	<b>8,235,600</b>	<b>8,281,797</b>
Local Governance Support	1,246,937	1,254,437	1,262,163
Project & Resources Development	6,943,813	6,981,163	7,019,634
<b>National Reintegration Center</b>	<b>8,779,489</b>	<b>8,902,249</b>	<b>9,028,693</b>
Admin & logistic Support	5,480,867	5,594,627	5,711,801
Program Management	2,641,841	2,650,841	2,660,111
Assessment & Development	263,337	263,337	263,337
Medical Services	393,444	393,444	393,444
<b>Department of Juvenile Justice</b>	<b>14,861,094</b>	<b>19,157,572</b>	<b>16,917,530</b>
Corporate Services	4,313,678	4,378,002	4,444,263
Rehabilitation & Reintegration	6,650,318	8,377,280	8,369,498
Prevention & Community Support	3,897,098	6,402,290	4,103,769

## 7.33 PROGRAMME BUDGET - MALDIVES POLICE SERVICES

IN MVR

	2022	2023	2024
Programme/ Sub Programme	Estimated	Estimated	Estimated
<b>Total</b>	<b>1,784,296,593</b>	<b>1,788,621,407</b>	<b>1,819,219,111</b>
<b>Executive and Corporate Services</b>	<b>77,092,850</b>	<b>89,335,655</b>	<b>114,232,188</b>
Commissioners Bureau	67,265,782	79,481,827	104,350,796
Organizational Reform & Development	5,612,984	5,639,744	5,667,308
Police Corporative Society	4,214,084	4,214,084	4,214,084
<b>Training &amp; Development</b>	<b>73,391,668</b>	<b>74,471,422</b>	<b>75,583,568</b>
Institute for Security & law Enforcement	8,260,358	8,264,858	8,269,493
Police Academy	65,131,310	66,206,564	67,314,075
<b>Professional Standard Command</b>	<b>9,140,820</b>	<b>9,145,500</b>	<b>9,150,321</b>
Professional Standard Command	9,140,820	9,145,500	9,150,321
<b>Specialist Support</b>	<b>112,235,250</b>	<b>99,551,771</b>	<b>101,306,912</b>
Specialist Support	112,235,250	99,551,771	101,306,912
<b>Forensic Services</b>	<b>48,548,707</b>	<b>47,827,867</b>	<b>48,074,202</b>
Forensic Services	48,548,707	47,827,867	48,074,202
<b>Resource Management</b>	<b>166,958,308</b>	<b>170,237,518</b>	<b>173,615,104</b>
Resource Management	166,958,308	170,237,518	173,615,104
<b>Support Services</b>	<b>168,679,746</b>	<b>172,673,613</b>	<b>176,787,300</b>
Support Services	168,679,746	172,673,613	176,787,300
<b>Crime Investigation Command</b>	<b>116,959,463</b>	<b>107,188,213</b>	<b>107,300,229</b>
Support Units	8,240,169	8,243,169	8,246,259
Serious & Organized Crimes	90,735,619	80,953,719	81,054,765
Family & Child Protection	17,983,675	17,991,325	17,999,205
<b>Directorate of Intelligence</b>	<b>125,501,335</b>	<b>125,742,931</b>	<b>114,780,822</b>
Directorate of Intelligence	125,501,335	125,742,931	114,780,822
<b>Central Policing Command</b>	<b>420,204,669</b>	<b>423,316,954</b>	<b>425,605,914</b>
Male Police	105,587,461	105,727,861	105,872,474
Hulhumale Police	60,150,600	60,655,596	61,175,744
Central operations support	226,852,338	229,316,227	230,937,336
Communication & Events	27,614,270	27,617,270	27,620,360

Programme/ Sub Programme	2022	2023	2024
	Estimated	Estimated	Estimated
<b>Divisional Operational Command</b>	<b>465,583,777</b>	<b>469,129,963</b>	<b>472,782,551</b>
Norther Division	234,489,603	236,360,695	238,287,928
Southern Division	216,406,203	218,081,297	219,806,652
Divisional Support	14,687,971	14,687,971	14,687,971

## 7.34 PROGRAMME BUDGET - MALDIVES CORRECTIONAL SERVICES

IN MVR

	2022	2023	2024
Programme/ Sub Programme	Estimated	Estimated	Estimated
<b>Total</b>	<b>324,367,253</b>	<b>325,661,343</b>	<b>330,409,456</b>
<b>Executive and Corporate Services</b>	<b>72,874,932</b>	<b>71,791,931</b>	<b>73,482,172</b>
Executive & Corporate Services	72,874,932	71,791,931	73,482,172
<b>Policy Planning &amp; Legal Services</b>	<b>2,422,750</b>	<b>2,446,425</b>	<b>2,470,809</b>
Policy	1,054,112	1,065,837	1,077,913
Legal Services	1,368,638	1,380,588	1,392,896
<b>Rehabilitation &amp; Reintegration</b>	<b>5,832,486</b>	<b>5,973,309</b>	<b>6,118,358</b>
Programs	5,473,988	5,614,811	5,759,860
Case Management & Counselling	198,581	198,581	198,581
Juvenile Offender Management	159,917	159,917	159,917
<b>Parole office</b>	<b>3,858,519</b>	<b>3,882,342</b>	<b>3,906,881</b>
Parole Office	3,858,519	3,882,342	3,906,881
<b>Prisons</b>	<b>205,417,879</b>	<b>207,401,815</b>	<b>210,054,748</b>
Maafushi Prison	100,961,059	101,498,633	102,708,137
Asseyri Prison	51,274,705	52,131,042	52,966,743
Male Prison	33,328,219	33,670,245	34,022,532
Hulhumale Prison	19,853,896	20,101,895	20,357,336
<b>Institute for Correctional Studies</b>	<b>5,330,011</b>	<b>5,425,177</b>	<b>5,523,195</b>
Faculty of Professionalism & Development	894,239	896,625	899,084
Registrar	254,738	254,786	254,835
Curriculum Designing	300,702	300,750	300,799
Faculty of Rehabilitation	457,411	457,504	457,600
Administration	3,422,921	3,515,512	3,610,877
<b>Operational Management</b>	<b>7,580,940</b>	<b>7,604,810</b>	<b>7,629,395</b>
Offender Services	4,016,603	4,028,748	4,041,257
Health Care Services	3,564,337	3,576,062	3,588,138
<b>Emergency Support Group</b>	<b>21,049,736</b>	<b>21,135,534</b>	<b>21,223,898</b>
Maafushi	21,049,736	21,135,534	21,223,898

## 7.35 PROGRAMME BUDGET - MALDIVES CUSTOMS SERVICE

IN MVR

Programme/ Sub Programme	2022 Estimated	2023 Estimated	2024 Estimated
<b>Total</b>	<b>236,013,533</b>	<b>228,796,799</b>	<b>228,350,522</b>
<b>Human Capital Management</b>	<b>19,286,458</b>	<b>19,375,063</b>	<b>19,466,326</b>
Customs Academy	1,743,296	1,757,027	1,771,170
Human Resource Management	17,543,162	17,618,036	17,695,156
<b>Organization Strengthening</b>	<b>48,301,388</b>	<b>48,861,595</b>	<b>49,438,611</b>
Finance, Administration & Logistics	33,904,824	34,416,304	34,943,131
Strategic Management & Communications	3,495,757	3,496,717	3,497,706
Commissioner General Bureau	10,900,807	10,948,574	10,997,774
<b>Facilitation &amp; Risk Management</b>	<b>17,733,920</b>	<b>16,971,574</b>	<b>17,057,501</b>
Trade Facilitations & Procedures	13,056,502	12,294,156	12,380,083
Compliance Management	4,677,418	4,677,418	4,677,418
<b>Border Security and Enforcement</b>	<b>146,161,441</b>	<b>139,051,302</b>	<b>137,843,672</b>
Intelligence and Security Operations	11,403,413	11,478,123	11,555,074
Harbor Management	6,093,693	5,973,693	5,973,693
Investigation, Legal Affair & Special Operations	11,785,291	10,042,821	10,050,577
.Bonded Wrhouse & Re-exprt, Air & Sea Crgo, and Pssnger Oper	116,879,044	111,556,665	110,264,328
<b>Partnership and Coordination</b>	<b>4,530,326</b>	<b>4,537,265</b>	<b>4,544,412</b>
Strategic Management Section	231,300	238,239	245,386
Administrative Section	4,299,026	4,299,026	4,299,026

## 7.36 PROGRAMME BUDGET - MINISTRY OF EDUCATION

IN MVR

Programme/ Sub Programme	2022 Estimated	2023 Estimated	2024 Estimated
<b>Total</b>	<b>3,126,104,352</b>	<b>3,248,154,172</b>	<b>3,277,621,469</b>
<b>Executive and Corporate Services</b>	<b>524,181,084</b>	<b>616,420,903</b>	<b>632,323,930</b>
Executive & Corporate Services	524,181,084	616,420,903	632,323,930
<b>School Administration</b>	<b>2,493,003,618</b>	<b>2,518,265,523</b>	<b>2,530,720,783</b>
Education Unit Northern	213,791,531	214,646,014	215,526,129
Education Unit North Central	236,179,578	237,297,783	238,449,533
Education Unit Central	204,827,486	205,739,985	206,679,857
Education Unit South Central	282,015,772	282,938,369	283,888,639
Education Unit Southern	175,138,897	176,028,760	176,945,319
Breakfast	135,000,000	139,050,000	143,221,500
Autonomous School	1,246,050,354	1,262,564,612	1,266,009,806
<b>Quality Education &amp; Assessment</b>	<b>69,509,208</b>	<b>71,241,469</b>	<b>73,025,701</b>
Administration & Statistics	7,001,867	7,103,193	7,207,560
Public Examinations	62,507,341	64,138,276	65,818,141
<b>Equitable access &amp; Special needs</b>	<b>14,043,206</b>	<b>16,479,743</b>	<b>15,417,143</b>
Inclusive Education	9,741,519	12,178,056	11,115,456
Education Supervision and & Quality Improvement Division	4,301,687	4,301,687	4,301,687
<b>National Institute of Education</b>	<b>25,367,236</b>	<b>25,746,534</b>	<b>26,133,912</b>
Corporate Affairs	12,578,928	12,839,054	13,106,986
Curriculum Development	6,173,866	6,179,813	6,185,938
Research & Development	1,867,429	1,978,704	2,090,017
Teacher Development	3,530,497	3,531,172	3,531,867
Continuing Education	1,216,516	1,217,791	1,219,104

## 7.36 PROGRAMME BUDGET - MINISTRY OF HIGHER EDUCATION

IN MVR

Programme/ Sub Programme	2022 Estimated	2023 Estimated	2024 Estimated
<b>Total</b>	<b>727,844,780</b>	<b>731,899,093</b>	<b>737,784,532</b>
<b>Executive &amp; Corporate Services</b>	<b>58,848,072</b>	<b>85,320,975</b>	<b>87,217,026</b>
Executive & Corporate Services	58,848,072	85,320,975	87,217,026
<b>Higher Education Facilitating</b>	<b>602,344,752</b>	<b>579,271,831</b>	<b>579,183,024</b>
Scholarships	201,219,938	220,957,208	224,631,894
First Degree	160,099,076	186,573,979	195,640,932
Loan	241,025,738	171,740,644	158,910,198
<b>Policy Planning</b>	<b>1,158,747</b>	<b>1,158,747</b>	<b>1,158,747</b>
Policy Planning	1,158,747	1,158,747	1,158,747
<b>Maldives Qualification Authority</b>	<b>6,318,994</b>	<b>6,407,047</b>	<b>6,497,745</b>
Quality Assurance	713,866	713,866	713,866
Framework Services & Advocacy	277,113	277,113	277,113
Corporate Services	5,328,015	5,416,068	5,506,766
<b>Maldives Polytechnic</b>	<b>52,752,317</b>	<b>53,214,156</b>	<b>57,094,079</b>
Executive & Corporate Services	13,072,415	13,269,328	13,472,151
Vocational Training Programs	39,679,902	39,944,828	43,621,928
<b>Maldives National Skills Development Authority</b>	<b>6,421,898</b>	<b>6,526,337</b>	<b>6,633,911</b>
Corporate Services	5,365,421	5,469,860	5,577,434
Standard Development	492,964	492,964	492,964
Monitoring & Evaluation	563,513	563,513	563,513



## 7.38 PROGRAMME BUDGET - MALDIVES ISLAMIC UNIVERSITY

IN MVR

Programme/ Sub Programme	2022 Estimated	2023 Estimated	2024 Estimated
<b>Total</b>	<b>43,500,000</b>	<b>43,806,691</b>	<b>44,122,594</b>
<b>Executive and Corporate Services</b>	<b>18,045,310</b>	<b>18,301,731</b>	<b>18,565,850</b>
Executive & Corporate Services	18,045,310	18,301,731	18,565,850
<b>Research &amp; Innovation</b>	<b>4,819,446</b>	<b>4,840,712</b>	<b>4,862,616</b>
Research & Publication	2,264,651	2,281,151	2,298,146
Library & Archives	973,094	974,594	976,139
LIR	522,064	523,611	525,204
Center for Postgraduate Studies	1,059,637	1,061,356	1,063,127
<b>Accademic Affairs</b>	<b>20,635,244</b>	<b>20,664,248</b>	<b>20,694,128</b>
Student Affairs	2,676,318	2,684,388	2,692,701
Acedemic Planning & Development	315,970	317,290	318,650
Assesment & Examination	882,410	885,050	887,769
Kulliyyah of Quran & Sunnah	2,286,232	2,288,872	2,291,592
Kulliyyah of Islamic and Human Science	2,042,184	2,043,504	2,044,864
Kulliyyah of Shariah & Law	3,746,803	3,750,175	3,753,649
Kulliyyah of Arabic Language	2,094,890	2,097,932	2,101,066
Kulliyyah of Eduaction	3,413,119	3,415,759	3,418,479
Kulliyyah of Economic & Management Studies	1,513,189	1,515,829	1,518,549
Centre for Continuing Education	1,664,129	1,665,449	1,666,809

## 7.39 PROGRAMME BUDGET - MALDIVES NATIONAL UNIVERSITY

IN MVR

Programme/ Sub Programme	2022 Estimated	2023 Estimated	2024 Estimated
<b>Total</b>	<b>175,598,244</b>	<b>194,363,626</b>	<b>206,288,093</b>
<b>Executive and Corporate Services</b>	<b>33,160,625</b>	<b>51,137,939</b>	<b>62,250,687</b>
Executive & Corporate Services	33,160,625	51,137,939	62,250,687
<b>Central Academic Support</b>	<b>11,725,868</b>	<b>11,822,020</b>	<b>11,921,057</b>
Student Administration	2,328,162	2,328,162	2,328,162
Student Support	1,159,331	1,159,331	1,159,331
Research & Publications	2,076,744	2,076,744	2,076,744
Library Services	6,161,631	6,257,783	6,356,820
<b>Academic &amp; Research</b>	<b>130,711,751</b>	<b>131,403,667</b>	<b>132,116,349</b>
Centre for Foundation Studies	5,076,358	5,089,759	5,103,565
Centre for Maritime Studies	3,842,774	3,882,419	3,923,253
Center for Education Technology & Excellence	3,267,650	3,284,156	3,301,158
Faculty of Arts	8,873,928	8,908,918	8,944,959
Faculty of Education	13,581,799	13,633,652	13,687,057
Faculty of Engineering, Science & Technology	13,132,346	13,169,633	13,208,039
Faculty of Health Sciences	11,533,192	11,599,957	11,668,725
Faculty of Hospitality & Tourism Studies	10,275,172	10,359,594	10,446,549
Faculty of Shariah & Law	11,174,105	11,216,370	11,259,902
MNU Business School	10,887,770	10,922,934	10,959,155
School of Medicine	13,526,494	13,551,260	13,576,772
School of Nursing	11,429,584	11,476,025	11,523,862
Campus	14,110,579	14,308,990	14,513,353

## 7.40 PROGRAMME BUDGET - MINISTRY OF FOREIGN AFFAIRS

IN MVR

	2022	2023	2024
Programme/ Sub Programme	Estimated	Estimated	Estimated
<b>Total</b>	<b>352,100,000</b>	<b>354,706,184</b>	<b>357,390,503</b>
<b>Corporate Affairs &amp; Permanent Secretary</b>	<b>199,911,444</b>	<b>201,833,693</b>	<b>203,813,559</b>
Corporate Affairs	198,789,000	200,711,249	202,691,115
Permanent Secretary	1,122,444	1,122,444	1,122,444
<b>Bilateral and Multilateral engagements</b>	<b>83,380,656</b>	<b>83,992,580</b>	<b>84,622,862</b>
Asia, Middle-East, & Africa	45,804,140	46,015,413	46,233,025
Europe, America & Oceania	20,219,811	20,304,964	20,392,671
Multilateral	17,356,705	17,672,203	17,997,166
<b>Indian Ocean Region</b>	<b>64,149,632</b>	<b>64,199,650</b>	<b>64,251,169</b>
Indian Ocean Region	64,149,632	64,199,650	64,251,169
<b>Economic and trade diplomacy</b>	<b>3,117,898</b>	<b>3,138,616</b>	<b>3,159,954</b>
Economic Cooperation	1,405,350	1,426,068	1,447,406
Protocol	1,712,548	1,712,548	1,712,548
<b>Consular services &amp; Foreign Service Institute</b>	<b>1,540,370</b>	<b>1,541,645</b>	<b>1,542,959</b>
Consular	786,940	788,215	789,529
Foreign Service Institute of Maldives	753,430	753,430	753,430

## 7.41 PROGRAMME BUDGET - MINISTRY OF HEALTH

IN MVR

Programme/ Sub Programme	2022 Estimated	2023 Estimated	2024 Estimated
<b>Total</b>	<b>2,330,470,113</b>	<b>2,837,511,574</b>	<b>2,319,828,671</b>
<b>Executive and Corporate Services</b>	<b>183,201,904</b>	<b>178,331,153</b>	<b>181,961,790</b>
Executive & Corporate Services	183,201,904	178,331,153	181,961,790
<b>Planning &amp; International Health</b>	<b>3,290,031</b>	<b>3,375,761</b>	<b>3,462,561</b>
Planning & International Health	3,290,031	3,375,761	3,462,561
<b>Health/Medical Infrastructure</b>	<b>440,958,964</b>	<b>1,137,238,810</b>	<b>646,603,858</b>
Health/Medical Infrastructure	440,958,964	1,137,238,810	646,603,858
<b>Health Services</b>	<b>923,127,531</b>	<b>926,432,646</b>	<b>929,836,989</b>
Health Services Coordination & Monitoring	1,935,434	1,938,347	1,941,348
Hospitals & Health Centers	921,192,097	924,494,299	927,895,641
<b>Quality Assurance &amp; Regulation</b>	<b>3,220,074</b>	<b>3,235,903</b>	<b>3,252,206</b>
Quality Assurance & Regulation	3,220,074	3,235,903	3,252,206
<b>Boards &amp; Council Secretariat</b>	<b>3,357,068</b>	<b>3,383,802</b>	<b>3,411,339</b>
Boards & Council Secretariat	3,357,068	3,383,802	3,411,339
<b>Central Medical Supplies</b>	<b>227,041,683</b>	<b>233,798,471</b>	<b>240,757,960</b>
Central Medical Supplies	227,041,683	233,798,471	240,757,960
<b>Public Health</b>	<b>358,994,120</b>	<b>164,858,979</b>	<b>117,764,865</b>
PH Preparedness Surveillance and Epidemiology	13,028,709	13,033,462	13,038,359
Communicable Disease Prevention and Control	331,218,418	138,004,908	88,213,563
Health Promotion and Chronic Disease	1,970,562	1,977,342	1,984,326
Population and reproductive health	1,913,570	1,930,745	1,948,436
Environmental and Occupational Health	3,108,922	2,143,194	4,795,001
Dhamana Veshi	7,753,939	7,769,328	7,785,180
<b>Maldives Food &amp; Drug Authority</b>	<b>26,197,540</b>	<b>26,309,480</b>	<b>26,424,778</b>
Medicine regulatory programs	5,072,743	5,085,787	5,099,223
National health laboratory services	6,930,278	7,003,703	7,079,331
Food regulatory programs	14,194,519	14,219,990	14,246,224

## 7.42 PROGRAMME BUDGET - INDHIRA GANDHI HOSPITAL

IN MVR

	2022	2023	2024
Programme/ Sub Programme	Estimated	Estimated	Estimated
<b>Total</b>	<b>1,093,589,075</b>	<b>1,111,616,317</b>	<b>1,128,124,803</b>
<b>Executive and Corporate Services</b>	<b>337,210,458</b>	<b>344,858,203</b>	<b>350,675,815</b>
Executive & Corporate Services (IGMH)	337,210,458	344,858,203	350,675,815
<b>Medical Services</b>	<b>298,940,380</b>	<b>303,590,380</b>	<b>308,379,880</b>
Speciality Centres	101,321,524	103,721,524	106,193,524
Medical Specialities	73,165,262	73,165,262	73,165,262
Diagnostic Services	118,342,498	120,592,498	122,909,998
Allied Health Services	6,111,096	6,111,096	6,111,096
<b>Nursing Services</b>	<b>424,868,856</b>	<b>430,121,420</b>	<b>435,531,561</b>
Critical Care	9,734,213	9,734,213	9,734,213
General Nursing Care	415,134,643	420,387,207	425,797,348
<b>Villimale Hospital</b>	<b>32,569,381</b>	<b>33,046,314</b>	<b>33,537,547</b>
Villimale Corporate Services	17,732,596	18,074,625	18,426,908
Villimale Medical Services	7,007,678	7,088,678	7,172,108
Villimale Nursing Services	7,353,172	7,403,870	7,456,089
Public Health	475,935	479,141	482,442

## 7.43 PROGRAMME BUDGET - HULHUMALE' HOSPITAL

IN MVR

	2022	2023	2024
Programme/ Sub Programme	Estimated	Estimated	Estimated
<b>Total</b>	<b>291,066,913</b>	<b>297,752,957</b>	<b>297,265,310</b>
<b>Executive and Corporate Services</b>	<b>95,304,422</b>	<b>99,453,796</b>	<b>96,353,379</b>
Executive & Corporate Services	95,304,422	99,453,796	96,353,379
<b>Medical Services</b>	<b>75,395,224</b>	<b>75,856,339</b>	<b>76,331,288</b>
Medical Administration	2,265,289	2,270,740	2,276,355
Specialties	28,618,576	28,618,576	28,618,576
Medical Officers	14,144,049	14,144,049	14,144,049
Child Development Center	5,815,227	5,815,227	5,815,227
Physiotherapy	659,976	659,976	659,976
Diagnostic Services	23,892,107	24,347,771	24,817,105
<b>Nursing Services</b>	<b>120,367,267</b>	<b>122,442,822</b>	<b>124,580,643</b>
Inpatient Area	17,626,359	17,874,037	18,129,143
ER & Private Ward	21,246,876	21,524,340	21,810,127
OPD Department	16,085,116	16,333,793	16,589,931
Obstetrics & Gynecology	17,307,567	17,604,490	17,910,320
Specialised Area	48,101,349	49,106,162	50,141,122

## 7.44 PROGRAMME BUDGET - KULHUDHUFFUSHI REGIONAL HOSPITAL

IN MVR

	2022	2023	2024
Programme/ Sub Programme	Estimated	Estimated	Estimated
<b>Total</b>	<b>236,722,751</b>	<b>240,813,749</b>	<b>286,931,865</b>
<b>Corporate Services</b>	<b>111,096,296</b>	<b>109,777,347</b>	<b>152,858,412</b>
Corporate Services	111,096,296	109,777,347	152,858,412
Clinical Services	29,312,638	29,312,638	29,312,638
Medicine	12,334,169	12,334,169	12,334,169
Surgery	2,733,360	2,733,360	2,733,360
General Practice	9,763,908	9,763,908	9,763,908
Facilitative Service	4,481,201	4,481,201	4,481,201
<b>Diagnostic &amp; Therapeutic Service</b>	<b>6,313,494</b>	<b>6,313,494</b>	<b>6,313,494</b>
Radiology & Imaging	1,283,807	1,283,807	1,283,807
Laboratory Service	3,699,759	3,699,759	3,699,759
Therapeutic	1,329,928	1,329,928	1,329,928
<b>Nursing Service</b>	<b>26,019,020</b>	<b>26,019,020</b>	<b>26,019,020</b>
Nursing Specialty	178,915	178,915	178,915
General Nursing	25,840,105	25,840,105	25,840,105
<b>Public Health Service</b>	<b>4,139,290</b>	<b>3,170,547</b>	<b>5,819,248</b>
Non-Communicable Diseases	790,303	790,303	790,303
Communicable Diseases	3,348,987	2,380,244	5,028,945
<b>Health Centers</b>	<b>59,842,013</b>	<b>66,220,703</b>	<b>66,609,053</b>
Hanimaadhoo Health Center	7,746,260	7,759,143	7,772,413
Finney Health Center	2,322,502	2,327,020	2,331,674
Naivaadhoo Health Center	2,041,108	2,046,709	2,052,478
Hirimaradhoo Health Center	2,088,851	2,091,209	2,093,637
Nolhivaranfaru Health Center	7,693,172	10,849,878	11,192,186
Nellaidhoo Health Center	4,223,938	4,720,978	4,721,609
Nolhivaramu Health Center	7,387,959	7,400,923	7,414,278
Kurinbee Health Center	2,659,931	2,662,623	2,665,396
Kumundhoo Health Center	7,479,702	10,141,390	10,121,646

	2022	2023	2024
	Estimated	Estimated	Estimated
Programme/ Sub Programme			
Neykurendhoo Health Center	5,120,759	5,126,890	5,133,205
Vaikaradhoo Health Center	4,168,271	4,173,522	4,178,930
Makunudhoo Health Center	6,909,560	6,920,418	6,931,601



## 7.45 PROGRAMME BUDGET - UNGOOFAARU REGIONAL HOSPITAL

IN MVR

	2022	2023	2024
Programme/ Sub Programme	Estimated	Estimated	Estimated
<b>Total</b>	<b>171,320,765</b>	<b>174,593,302</b>	<b>172,622,412</b>
<b>Corporate Services</b>	<b>54,023,873</b>	<b>55,482,101</b>	<b>56,984,081</b>
Executive and Corporate Services	54,023,873	55,482,101	56,984,081
<b>Clinical Services</b>	<b>10,320,904</b>	<b>10,320,904</b>	<b>10,320,904</b>
General Practice	1,262,940	1,262,940	1,262,940
Medical Section	5,148,522	5,148,522	5,148,522
Surgery Section	2,253,026	2,253,026	2,253,026
Facilitative Services	1,656,416	1,656,416	1,656,416
<b>Diagnostic &amp; Therapeutic Service</b>	<b>5,774,282</b>	<b>5,774,282</b>	<b>5,774,282</b>
Radiology & Imaging	2,546,834	2,546,834	2,546,834
Laboratory Service	2,622,696	2,622,696	2,622,696
Therapeutic Service	604,752	604,752	604,752
<b>Nursing Service</b>	<b>43,721,982</b>	<b>43,721,982</b>	<b>43,721,982</b>
General Nursing	41,801,023	41,801,023	41,801,023
Speciality Nursing	1,920,959	1,920,959	1,920,959
<b>Public Health Services</b>	<b>1,741,310</b>	<b>3,637,670</b>	<b>922,333</b>
Non-communicable Diseases	1,590,863	3,487,223	771,886
Communicable Diseases	150,447	150,447	150,447
<b>Health Centers</b>	<b>55,738,414</b>	<b>55,656,363</b>	<b>54,898,830</b>
Alifushi Health Center	6,693,209	6,693,209	6,693,209
Vaadhoo Health Center	2,421,201	2,421,201	2,421,201
Rasgetheem Health Center	3,118,028	3,118,028	3,118,028
Angolhitheem Health Center	1,511,799	1,511,799	1,511,799
Hulhudhuffaar Health Center	5,941,870	5,941,870	5,941,870
Dhuvaafaru Health Center	7,251,891	7,169,840	6,412,307
Maakurathu Health Center	4,586,119	4,586,119	4,586,119
Innamaadhoo Health Center	2,308,441	2,308,441	2,308,441
Inguraidhoo Health Center	5,110,619	5,110,619	5,110,619

	2022	2023	2024
Programme/ Sub Programme	Estimated	Estimated	Estimated
Meedhoo Health Center	6,429,163	6,429,163	6,429,163
Maduvvaree Health Center	6,557,059	6,557,059	6,557,059
Kinolhas Health Center	1,963,334	1,963,334	1,963,334
Fainu Health Center	1,845,681	1,845,681	1,845,681

## 7.46 PROGRAMME BUDGET - GAN REGIONAL HOSPITAL

IN MVR

	2022	2023	2024
Programme/ Sub Programme	Estimated	Estimated	Estimated
<b>Total</b>	<b>160,940,967</b>	<b>168,423,823</b>	<b>167,354,581</b>
<b>Executive and Corporate Services</b>	<b>28,110,273</b>	<b>29,724,634</b>	<b>30,369,398</b>
Executive and Corporate Services	28,110,273	29,724,634	30,369,398
<b>Clinical Services</b>	<b>21,980,404</b>	<b>21,980,404</b>	<b>21,980,404</b>
Consultants	13,704,720	13,704,720	13,704,720
Medical Officers	7,256,644	7,256,644	7,256,644
Dental	1,019,040	1,019,040	1,019,040
<b>Diagnostic &amp; Therapeutic Service</b>	<b>26,063,248</b>	<b>26,663,248</b>	<b>27,281,248</b>
Radiology Service	1,285,988	1,285,988	1,285,988
Laboratory Service	23,565,542	24,165,542	24,783,542
Physiotherapy	1,211,718	1,211,718	1,211,718
<b>Nursing</b>	<b>35,226,509</b>	<b>35,526,509</b>	<b>35,835,509</b>
Attendant	2,591,526	2,591,526	2,591,526
General Nursing	32,634,983	32,934,983	33,243,983
<b>Public Health</b>	<b>4,032,460</b>	<b>8,928,820</b>	<b>6,213,483</b>
Senior Community Health	415,991	415,991	415,991
Family Health	814,808	814,808	814,808
Community Health	2,801,661	7,698,021	4,982,684
<b>Outpatient</b>	<b>8,904,230</b>	<b>8,904,230</b>	<b>8,904,230</b>
Clinical Support Service	6,047,233	6,047,233	6,047,233
Transport & Logistic	921,574	921,574	921,574
Housekeeping	1,935,423	1,935,423	1,935,423
<b>Health Centers</b>	<b>36,623,843</b>	<b>36,695,978</b>	<b>36,770,309</b>
Isdhoo Health Center	5,527,104	5,535,119	5,543,378
Dhanbidhoo Health Center	3,025,359	3,033,374	3,041,633
Maabaidhoo Health Centre	3,089,713	3,097,728	3,105,987
Mundoo Health Centre	1,010,973	1,018,988	1,027,247
Maavah Health Centre	6,040,969	6,048,984	6,057,243
Fonadhoo Health Centre	6,843,527	6,851,542	6,859,801

	2022	2023	2024
Programme/ Sub Programme	Estimated	Estimated	Estimated
Maamendhoo Health Centre	2,211,600	2,219,615	2,227,874
Hithadhoo Health Centre	5,989,557	5,997,572	6,005,831
Kunahandhoo Health Centre	2,885,041	2,893,056	2,901,315

## 7.47 PROGRAMME BUDGET - ABDUL SAMAD MEMPORIAL HOSPITAL

IN MVR

	2022	2023	2024
Programme/ Sub Programme	Estimated	Estimated	Estimated
<b>Total</b>	<b>172,200,000</b>	<b>173,855,430</b>	<b>175,560,521</b>
<b>Executive and Corporate Services</b>	<b>54,834,921</b>	<b>55,946,854</b>	<b>57,092,116</b>
Executive and Corporate Services	54,834,921	55,946,854	57,092,116
<b>Clinical Services</b>	<b>23,863,077</b>	<b>23,890,602</b>	<b>23,918,954</b>
General Practice	6,235,985	6,245,000	6,254,285
Medical Specialties	17,627,092	17,645,602	17,664,669
<b>Diagnostic &amp; Therapeutic Service</b>	<b>4,812,104</b>	<b>4,815,524</b>	<b>4,819,047</b>
Radiology & Imaging	963,726	963,726	963,726
Laboratory Service	3,104,831	3,107,396	3,110,038
Physiotherapy & Occupational Therapy	743,547	744,402	745,283
<b>Nursing Service</b>	<b>24,913,049</b>	<b>24,924,401</b>	<b>24,936,094</b>
OT	2,883,910	2,884,480	2,885,067
ER Treatment Room	5,252,735	5,254,547	5,256,414
Labour Room, NICU, GW	3,797,140	3,799,990	3,802,925
ICU	2,278,752	2,279,607	2,280,488
Dialysis	1,511,508	1,512,078	1,512,665
Pvt, SW, HDU, GW	4,068,422	4,069,502	4,070,615
PW, Isolation	5,120,582	5,124,197	5,127,920
<b>Public Health</b>	<b>1,014,752</b>	<b>1,015,352</b>	<b>1,015,970</b>
PHPE, Communicable Disease Prevention and control	1,004,752	1,005,052	1,005,361
Health Promotion & Chronic Disease	10,000	10,300	10,609
<b>Health Centers</b>	<b>62,762,097</b>	<b>63,262,697</b>	<b>63,778,340</b>
Faresmaathodaa Health Center	9,542,597	9,603,645	9,666,528
Fiyori Health Center	7,140,634	7,198,652	7,258,411
Gadhoo Health Center	12,947,975	13,025,283	13,104,911
Hoadehdhoo Health Center	5,944,281	6,007,004	6,071,612
Madaveli Health Center	8,090,312	8,149,744	8,210,963
Nadella Health Center	5,460,348	5,518,165	5,577,719

	2022	2023	2024
Programme/ Sub Programme	Estimated	Estimated	Estimated
Rathafandhoo Health Center	6,194,880	6,264,553	6,336,319
Vaadhoo Health Center	7,441,070	7,495,651	7,551,877

## 7.48 PROGRAMME BUDGET - ADDU EQUATORIAL HOSPITAL

IN MVR

	2022	2023	2024
Programme/ Sub Programme	Estimated	Estimated	Estimated
<b>Total</b>	<b>267,594,165</b>	<b>279,121,866</b>	<b>273,599,470</b>
<b>Executive and Corporate Services</b>	<b>74,311,870</b>	<b>83,567,687</b>	<b>75,705,250</b>
Executive & Corporate Services	74,311,870	83,567,687	75,705,250
<b>Medical Administration</b>	<b>1,995,783</b>	<b>2,025,005</b>	<b>2,055,105</b>
Medical Administration	1,995,783	2,025,005	2,055,105
<b>Clinical Medicine</b>	<b>46,053,198</b>	<b>46,418,068</b>	<b>46,793,888</b>
Surgical Specialities	20,900,661	21,126,778	21,359,678
Medical Specialities	20,453,423	20,519,227	20,587,006
Southern Child Development Centre	1,208,205	1,214,155	1,220,288
Southern Centre for Mental Health	464,257	470,175	476,271
Allied Health Department & Units	1,279,623	1,288,292	1,297,221
Southern Cardiac Centre	372,488	383,663	395,173
Southern Uro Nephro Centre	1,374,541	1,415,778	1,458,251
<b>Clinical Diagnostic &amp; Imaging</b>	<b>31,742,136</b>	<b>32,486,930</b>	<b>33,254,067</b>
Administration	131,400	131,400	131,400
Laboratory Medicine	26,208,725	26,844,665	27,499,684
Diagnostic Imaging	1,761,233	1,780,298	1,799,933
Non-Imaging Neuro-Diagnostics	3,202,744	3,284,013	3,367,720
Cardiology ECHO/EC/HOLTER	188,034	189,054	190,105
Audiology	250,000	257,500	265,225
<b>Emergency Medicine, NCD Care &amp; Community Health</b>	<b>17,225,219</b>	<b>17,274,375</b>	<b>17,325,007</b>
GP & NCD Care	389,587	401,274	413,312
Emergency Medicine	13,990,328	14,004,054	14,018,191
Home Care & Care Coordination	148,625	153,083	157,676
Public Health Services	2,696,679	2,715,964	2,735,828
<b>Health Centers</b>	<b>48,630,655</b>	<b>49,299,754</b>	<b>49,988,924</b>
Maradhoo Health Centers	15,611,518	15,841,060	16,077,489
Maradhoo Feydhoo Health Centers	1,035,240	1,046,985	1,059,081
Feydhoo Health Centers	14,781,180	14,984,031	15,192,968

	2022	2023	2024
Programme/ Sub Programme	Estimated	Estimated	Estimated
Hulhumeedhoo Health Centers	17,202,717	17,427,678	17,659,386
<b>Nursing Administration</b>	<b>6,721,271</b>	<b>6,721,271</b>	<b>6,721,271</b>
Nursing Administration	6,721,271	6,721,271	6,721,271
<b>Medical &amp; Surgical Nursing</b>	<b>8,236,530</b>	<b>8,287,317</b>	<b>8,339,625</b>
Medical Nursing	6,733,297	6,746,546	6,760,192
Surgical Nursing	1,503,233	1,540,771	1,579,433
<b>Operating Room &amp; Associated Services (Nursing)</b>	<b>10,744,723</b>	<b>10,807,133</b>	<b>10,871,415</b>
Operation Theatres	3,214,851	3,244,330	3,274,692
Central Sterilization & Supplies	3,286,714	3,311,940	3,337,923
OPD	251,958	251,958	251,958
Accident & Trauma Services	3,991,200	3,998,905	4,006,842
<b>Maternal, Child Health &amp; Critical Care</b>	<b>21,932,780</b>	<b>22,234,326</b>	<b>22,544,918</b>
Gynae & Obstetrics Ward/LIU/LR	5,442,795	5,464,316	5,486,483
Paediatric Ward	1,411,313	1,424,491	1,438,064
CCU/ICU	7,418,405	7,537,066	7,659,287
NICU	7,660,267	7,808,453	7,961,084



## 7.49 PROGRAMME BUDGET - MINISTRY OF ECONOMIC DEVELOPMENT

IN MVR

	2022	2023	2024
Programme/ Sub Programme	Estimated	Estimated	Estimated
<b>Total</b>	<b>288,343,947</b>	<b>295,791,069</b>	<b>282,962,567</b>
<b>Executive and Corporate Services</b>	<b>94,186,719</b>	<b>96,518,399</b>	<b>98,826,399</b>
Executive & Corporate Services	94,186,719	96,518,399	98,826,399
<b>Business Services</b>	<b>60,303,083</b>	<b>61,107,522</b>	<b>46,670,139</b>
Business Registration	34,836,929	35,161,185	20,229,213
Employment Registration	25,466,154	25,946,337	26,440,926
<b>Human Resources &amp; Employment</b>	<b>9,347,657</b>	<b>10,353,637</b>	<b>7,616,328</b>
Human Resource Development	1,189,058	1,189,058	1,189,058
Job Centers	8,158,599	9,164,579	6,427,270
<b>Labor Relations</b>	<b>19,000,000</b>	<b>19,111,627</b>	<b>19,375,619</b>
Administration	7,869,519	8,036,978	8,209,464
Awareness and Reporting	2,068,518	2,099,812	2,132,049
Inspection	6,151,707	6,052,086	6,098,482
Legal and Dispute Resolution	2,910,256	2,922,751	2,935,624
<b>Trade &amp; Investment</b>	<b>91,249,316</b>	<b>94,130,412</b>	<b>95,582,940</b>
Business Facilitation	41,892,368	43,135,173	44,415,262
Fair Trade	1,726,460	2,232,400	1,238,518
SOE Strategy & Invest Maldives	3,067,838	3,067,838	3,067,838
Special Economic Zone	44,562,650	45,695,001	46,861,322
<b>Policy &amp; Economic Research</b>	<b>14,257,172</b>	<b>14,569,472</b>	<b>14,891,142</b>
Planning & Policy Cordination	11,809,810	12,114,460	12,428,250
Notification & Reporting	473,272	480,922	488,802
Economic Research, Statistics & Publication	1,974,090	1,974,090	1,974,090

## 7.50 PROGRAMME BUDGET - MINISTRY OF TRANSPORT & CIVIL AVIATION

IN MVR

	2022	2023	2024
Programme/ Sub Programme	Estimated	Estimated	Estimated
<b>Total</b>	<b>53,127,922</b>	<b>56,268,899</b>	<b>57,095,680</b>
<b>Executive &amp; Corporate Affairs</b>	<b>30,189,007</b>	<b>30,819,148</b>	<b>31,468,175</b>
Executive & Corporate Affairs	30,189,007	30,819,148	31,468,175
<b>Planning &amp; Policy Assessment</b>	<b>7,750,040</b>	<b>10,070,677</b>	<b>10,052,528</b>
Planning & Policy Assessment	7,750,040	10,070,677	10,052,528
<b>Maldives Transport Authority</b>	<b>15,188,875</b>	<b>15,379,074</b>	<b>15,574,977</b>
Board & Corporate Services	6,657,582	6,741,319	6,827,569
Land Transport	4,331,472	4,375,497	4,420,841
Maritime Transport	4,199,821	4,262,258	4,326,567

## 7.51 PROGRAMME BUDGET - MINISTRY OF TOURISM

IN MVR

	2022	2023	2024
Programme/ Sub Programme	Estimated	Estimated	Estimated
<b>Total</b>	<b>75,229,919</b>	<b>31,072,305</b>	<b>31,516,679</b>
<b>Executive &amp; Corporate Services</b>	<b>14,869,280</b>	<b>15,002,429</b>	<b>15,139,573</b>
Corporate Services	13,262,258	13,395,407	13,532,551
Legal Services	1,607,022	1,607,022	1,607,022
<b>Policy &amp; Development</b>	<b>7,657,221</b>	<b>7,828,321</b>	<b>8,001,554</b>
Planning	4,525,309	4,596,409	4,669,642
Development, Environment and Monitoring	3,131,912	3,231,912	3,331,912
<b>Destination Management</b>	<b>46,365,412</b>	<b>1,800,251</b>	<b>1,827,849</b>
Marketing Policy and Public Relations	30,000,000	-	-
Tourism Research and Statistics Section	1,424,214	1,451,008	1,478,606
Local Tourism	14,591,955	-	-
Security & Crisis Management	349,243	349,243	349,243
<b>Industry Relations</b>	<b>3,932,100</b>	<b>4,035,398</b>	<b>4,141,797</b>
Industry HR and International Relations	3,932,100	4,035,398	4,141,797
<b>Quality Assurance</b>	<b>2,405,906</b>	<b>2,405,906</b>	<b>2,405,906</b>
Registration	808,474	808,474	808,474
Inspection	1,125,587	1,125,587	1,125,587
Compliance	471,845	471,845	471,845

## 7.52 PROGRAMME BUDGET - MINISTRY OF YOUTH SPORTS AND COMMUNITY EMPOWERMENT

IN MVR

Programme/ Sub Programme	Estimated	Estimated	Estimated
<b>Total</b>	<b>392,469,651</b>	<b>375,002,511</b>	<b>395,240,227</b>
<b>Corporate Affairs, Projects &amp; Planning</b>	<b>246,887,256</b>	<b>241,787,901</b>	<b>258,863,747</b>
Corporate Affairs	48,725,560	49,570,180	50,440,142
Projects	197,372,997	191,429,022	207,634,906
Planning	788,699	788,699	788,699
<b>Youth</b>	<b>43,772,953</b>	<b>29,017,710</b>	<b>29,720,497</b>
Youth Empowerment	23,598,307	24,280,624	24,983,411
Youth Health & Well-being	1,066,527	1,066,527	1,066,527
Youth Skills Development	464,486	464,486	464,486
Youth and Community Centres Management	18,643,633	3,206,073	3,206,073
<b>Sports</b>	<b>90,497,176</b>	<b>92,574,734</b>	<b>94,714,620</b>
Sports Development	79,432,889	81,453,072	83,533,861
Sports Service	7,694,618	7,694,618	7,694,618
Maldives National Institute of Sports	2,446,923	2,496,798	2,548,170
Commissioner of Sports	922,746	930,246	937,971
<b>Community</b>	<b>11,312,266</b>	<b>11,622,166</b>	<b>11,941,363</b>
Community Empowerment	11,312,266	11,622,166	11,941,363

## 7.53 PROGRAMME BUDGET - MINISTRY OF ARTS, CULTURE AND HERITAGE

IN MVR

	2022	2023	2024
Programme/ Sub Programme	Estimated	Estimated	Estimated
<b>Total</b>	<b>64,240,961</b>	<b>63,654,120</b>	<b>63,366,083</b>
<b>Corporate Affairs</b>	<b>17,493,857</b>	<b>19,101,420</b>	<b>18,924,761</b>
Corporate Division	15,129,497	15,191,306	15,029,175
History & Research Divison	38,000	39,140	40,315
Project Management Division	2,326,360	3,870,974	3,855,271
<b>Dhivehi Bahuge Academy</b>	<b>7,228,509</b>	<b>7,309,430</b>	<b>7,392,787</b>
Corporate Division	4,187,135	4,227,638	4,269,361
Dhivehi Thaareekh Section	652,893	655,710	658,613
Dhivehi Language Section	2,388,481	2,426,082	2,464,813
<b>National Center for Cultural Heritage</b>	<b>15,704,180</b>	<b>16,134,989</b>	<b>17,028,204</b>
Corporate Division	5,405,896	5,519,045	5,635,587
National Museum Section	1,640,204	1,644,961	1,649,861
Heritage Section	8,658,080	8,970,983	9,742,756
<b>National Center for Arts</b>	<b>8,829,620</b>	<b>7,484,444</b>	<b>6,284,734</b>
Corporate Division	4,877,609	4,929,696	3,727,167
Arts Development Division	3,952,011	2,554,748	2,557,567
<b>National Archives</b>	<b>6,820,643</b>	<b>5,421,883</b>	<b>5,494,704</b>
Corporate Section	3,606,369	3,667,196	3,729,850
Record management Section	3,214,274	1,754,687	1,764,854
<b>National Library</b>	<b>5,434,394</b>	<b>5,456,630</b>	<b>5,479,535</b>
Corporate Section	2,563,396	2,583,601	2,604,413
Digitalization and Trainning Section	845,150	845,150	845,150
Collection and services Section	2,025,848	2,027,879	2,029,972
<b>National Bureau of classification</b>	<b>2,729,758</b>	<b>2,745,324</b>	<b>2,761,358</b>
Corporate Division	1,766,665	1,781,061	1,795,889
Classification and development Section	963,093	964,263	965,469

## 7.54 PROGRAMME BUDGET - MINISTRY OF NATIONAL PLANNING, HOUSING AND INFRASTRUCTURE

IN MVR

	2022	2023	2024
Programme/ Sub Programme	Estimated	Estimated	Estimated
<b>Total</b>	<b>3,999,181,518</b>	<b>4,601,951,642</b>	<b>5,548,702,396</b>
<b>Executive and Corporate Services</b>	<b>132,810,645</b>	<b>343,315,204</b>	<b>373,083,457</b>
Executive and Corporate Services	132,810,645	343,315,204	373,083,457
<b>Infrastructure</b>	<b>3,676,095,463</b>	<b>4,102,061,656</b>	<b>5,019,517,953</b>
Support Services	9,349,873	9,352,873	9,355,963
Engineering	855,232	1,616,901	1,608,310
Project Implementation	3,665,890,358	4,091,091,882	5,008,553,680
<b>Public Work Services</b>	<b>68,051,652</b>	<b>68,051,652</b>	<b>68,051,652</b>
Administrative Unit	68,051,652	68,051,652	68,051,652
<b>Facilities Monitoring</b>	<b>600,000</b>	<b>1,100,000</b>	<b>1,200,000</b>
Maintanance Unit (Government Building)	600,000	1,100,000	1,200,000
<b>National Planning</b>	<b>10,010,344</b>	<b>10,067,672</b>	<b>10,126,717</b>
Physical Planning	8,886,483	8,910,095	8,934,413
National Planning	72,168	74,333	76,563
Portfolio Management	1,051,693	1,083,244	1,115,741
<b>Housing Data Management &amp; Digitalization</b>	<b>6,320,661</b>	<b>6,344,356</b>	<b>6,368,762</b>
Housing Data Collection & Management	5,538,333	5,538,558	5,538,790
Digitalization	782,328	805,798	829,972
<b>Housing Sector Development</b>	<b>1,500,000</b>	<b>2,142,000</b>	<b>1,842,000</b>
Housing Regulation Standards	1,500,000	2,142,000	1,842,000
<b>Housing Scheme &amp; Beneficiary</b>	<b>3,966,600</b>	<b>4,085,598</b>	<b>4,208,166</b>
Beneficiary	3,966,600	4,085,598	4,208,166
<b>Construction Industry Development</b>	<b>19,657,933</b>	<b>19,982,633</b>	<b>20,317,071</b>
Registration	8,834,638	8,834,638	8,834,638
Construction Regulations and Standards	8,034,612	8,275,651	8,523,920
Construction Development & Sustainability	2,356,923	2,427,631	2,500,459
Construction Quality Control	431,760	444,713	458,054

	2022	2023	2024
Programme/ Sub Programme	Estimated	Estimated	Estimated
<b>National Bureau of Statistics</b>	<b>52,608,157</b>	<b>13,761,345</b>	<b>12,556,248</b>
Training & Research	116,748	116,748	116,748
Development & Coordination	1,836,492	1,839,793	1,843,194
Survey & Data Processing	1,874,820	1,876,415	1,878,057
Economic Statistics	1,877,658	1,886,850	1,896,315
Population & Social Statistics	41,116,284	2,146,396	814,534
Corporate Affairs	5,786,155	5,895,143	6,007,400
<b>Maldives Land and Survey Authority</b>	<b>8,500,000</b>	<b>8,587,255</b>	<b>8,677,125</b>
Standard & Regulation	949,069	968,149	987,799
Cadastral Surveying	291,838	291,838	291,838
National Mapping	253,133	253,133	253,133
NGIS	1,451,768	1,466,181	1,481,027
Land Management & Approval	233,228	233,228	233,228
Land Valuation & Registration	1,449,566	1,462,273	1,475,361
Regulatory Works	410,468	410,468	410,468
Corporate Affairs	3,460,930	3,501,985	3,544,271
<b>Department of National Registration</b>	<b>19,060,063</b>	<b>22,452,271</b>	<b>22,753,245</b>
Customer Services	4,706,488	6,257,657	6,258,862
Administrative Services	10,045,767	10,262,361	10,485,452
Information & Communication	4,307,808	5,932,253	6,008,931

## 7.55 PROGRAMME BUDGET - MINISTRY OF FISHERIES, MARINE RESOURCES AND AGRICULTURE

IN MVR

Programme/ Sub Programme	2022 Estimated	2023 Estimated	2024 Estimated
<b>Total</b>	<b>163,540,660</b>	<b>133,263,423</b>	<b>149,451,484</b>
<b>Executive and Corporate Services</b>	<b>17,278,316</b>	<b>17,446,983</b>	<b>17,620,716</b>
Executive and Corporate Services	17,278,316	17,446,983	17,620,716
<b>Agriculture</b>	<b>36,299,847</b>	<b>36,315,570</b>	<b>27,615,820</b>
Forestry & Coconut Rehabilitation	1,013,876	1,028,864	1,044,302
Training, Extension, & Adaptive Research	4,636,900	4,724,783	4,813,803
Plant Protection & Quarantine Services	4,465,033	5,767,806	3,975,644
Animal Health & Veterinary Services	4,590,889	4,701,126	4,816,814
Production & product Diversification	21,593,149	20,092,991	12,965,257
<b>Fisheries</b>	<b>91,873,568</b>	<b>61,044,076</b>	<b>85,379,247</b>
Fisheries Management	1,701,158	1,707,158	1,713,338
FAD Management Services	10,719,345	15,537,361	12,584,113
Fisheries Compliance	3,290,171	3,312,692	3,335,888
Training & Extension	580,187	586,235	592,464
Fisheries Industrial Development & Promotion	75,582,707	39,900,630	67,153,444
<b>Marine Research</b>	<b>8,697,528</b>	<b>8,821,303</b>	<b>8,948,797</b>
Mariculture development	2,691,820	2,730,340	2,770,015
Coral reef research and monitoring	2,361,424	2,405,303	2,450,502
Fisheries research	2,940,191	2,981,567	3,024,187
Information and dissemination	704,093	704,093	704,093
<b>Policy, Planning &amp; Resource Management</b>	<b>9,391,401</b>	<b>9,635,491</b>	<b>9,886,904</b>
Policy and Planning	5,233,536	5,376,203	5,523,150
Natural Resource Management	4,157,865	4,259,288	4,363,754



## 7.56 PROGRAMME BUDGET - MINISTRY OF ISLAMIC AFFAIRS

IN MVR

	2022	2023	2024
Programme/ Sub Programme	Estimated	Estimated	Estimated
<b>Total</b>	<b>281,877,538</b>	<b>305,319,885</b>	<b>313,550,131</b>
<b>Executive and Corporate Services</b>	<b>26,723,348</b>	<b>27,002,446</b>	<b>27,289,917</b>
Executive & Corporate Services	26,723,348	27,002,446	27,289,917
<b>Mosque Affairs</b>	<b>154,047,017</b>	<b>170,926,481</b>	<b>172,496,207</b>
Mosque Management	119,543,066	119,604,056	119,666,876
Awqaf & Infrastructure	27,934,087	44,612,398	45,974,937
Islamic Centre Management	6,569,864	6,710,027	6,854,394
<b>Islamic Affairs</b>	<b>80,607,173</b>	<b>86,687,124</b>	<b>92,769,474</b>
Islamic Dawa	6,806,241	7,853,346	8,901,863
Zakat	71,620,215	76,631,473	81,643,069
Hajju & Umra	850,558	861,493	872,757
Halaal Certification	594,592	600,337	606,255
Media & Publications	735,567	740,475	745,530
<b>National Center for Holy Quran</b>	<b>17,500,000</b>	<b>17,671,238</b>	<b>17,928,360</b>
Administration	3,319,481	3,363,906	3,409,664
Academic Development & Monitoring	363,293	370,838	378,609
Campus Management	13,817,226	13,936,494	14,140,087
<b>Supreme Council for Islamic Affairs</b>	<b>3,000,000</b>	<b>3,032,596</b>	<b>3,066,173</b>
Supreme Council for Islamic Affairs	3,000,000	3,032,596	3,066,173

## 7.57 PROGRAMME BUDGET - MINISTRY OF ENVIRONMENT, CLIMATE CHANGE AND TECHNOLOGY

IN MVR

	2022	2023	2024
Programme/ Sub Programme	Estimated	Estimated	Estimated
<b>Total</b>	<b>1,033,310,806</b>	<b>1,172,313,147</b>	<b>1,492,261,268</b>
<b>Executive &amp; Corporate Services</b>	<b>29,812,847</b>	<b>30,065,407</b>	<b>30,325,516</b>
Executive & Corporate Services	29,812,847	30,065,407	30,325,516
<b>Climate Change</b>	<b>71,990,802</b>	<b>81,894,152</b>	<b>73,383,176</b>
Adaptation and Resilience	47,481,266	64,437,689	55,921,676
Low Emission Development	736,326	736,326	736,326
Monitoring, Reporting & Verification	8,723,072	8,723,072	7,037,687
Climate Research & Negotiation Outreach	15,050,138	7,997,065	9,687,487
<b>Maldives Meterological Services</b>	<b>35,000,000</b>	<b>35,219,557</b>	<b>35,445,704</b>
Meterological Adminsitration	11,239,181	11,437,245	11,641,252
Climate Service	1,104,394	1,104,394	1,104,394
Weather Service	22,656,425	22,677,918	22,700,058
<b>Environment</b>	<b>20,334,530</b>	<b>20,511,985</b>	<b>20,841,722</b>
Policy Planning and International Relations	2,116,706	2,149,374	2,183,024
Environmental Conservation and Assessment	9,684,619	9,877,906	10,076,993
Conservation Funds	7,030,542	6,982,042	7,079,042
B.Atoll Biosphere Reserve	1,502,663	1,502,663	1,502,663
<b>Waste Management &amp; Pollution Control</b>	<b>378,009,507</b>	<b>435,096,837</b>	<b>459,470,895</b>
Policy & Planning	5,282,826	5,424,751	5,570,934
Research Development	372,726,681	429,672,086	453,899,961
<b>Environment Protection Agency</b>	<b>16,867,000</b>	<b>17,079,817</b>	<b>17,299,018</b>
Corporate Service	10,329,922	10,495,361	10,665,763
Environment Protection	5,458,425	5,502,803	5,548,512
Pollution Prevention, Water and Sewerage	1,078,653	1,081,653	1,084,743
<b>Energy</b>	<b>342,090,614</b>	<b>411,756,349</b>	<b>704,449,702</b>
Policy and Sector Development	135,353,794	314,356,294	559,441,658
Energy Technology Development	206,736,820	97,400,055	145,008,044

	2022	2023	2024
Programme/ Sub Programme	Estimated	Estimated	Estimated
<b>Water &amp; Sanitation</b>	<b>17,164,890</b>	<b>11,322,314</b>	<b>19,303,514</b>
Planning & Development	1,433,463	1,433,463	1,433,463
Project Management	6,731,427	618,851	8,321,951
Emergency Water Supply	9,000,000	9,270,000	9,548,100
<b>Utility Regulation Authority</b>	<b>20,178,284</b>	<b>20,515,509</b>	<b>20,862,849</b>
Corporate Services	13,264,521	13,545,869	13,835,657
Regulation & Standard Enforcement	2,777,244	2,785,448	2,793,898
Service Quality Assurance & Monitoring	1,635,761	1,653,434	1,671,636
Regulation & Standard Development	1,818,694	1,848,694	1,879,594
Planing & Marketing Development	682,064	682,064	682,064
<b>National Center for Information Technology</b>	<b>92,983,400</b>	<b>99,871,838</b>	<b>101,796,324</b>
Corporate Affairs	10,437,622	10,683,254	10,936,256
eGov Operation	7,432,471	7,194,474	7,194,471
IT Infrastructure	53,372,559	54,922,672	56,519,287
eGov Development	18,115,802	21,650,492	21,725,365
Projects	3,624,946	5,420,946	5,420,945
<b>Communication Authority of Maldives</b>	<b>8,535,000</b>	<b>8,635,450</b>	<b>8,738,916</b>
Corporate Services	5,695,266	5,752,833	5,812,129
Regulatory Services	2,839,734	2,882,617	2,926,787
<b>Communication, Science &amp; Technology</b>	<b>343,932</b>	<b>343,932</b>	<b>343,932</b>
Policy Planning & Research	343,932	343,932	343,932

## 7.58 PROGRAMME BUDGET - MINISTRY OF GENDER, FAMILY AND SOCIAL SERVICES

IN MVR

	2022	2023	2024
Programme/ Sub Programme	Estimated	Estimated	Estimated
<b>Total</b>	<b>221,474,171</b>	<b>235,362,233</b>	<b>239,200,097</b>
<b>Executive &amp; Corporate Service</b>	<b>79,903,553</b>	<b>95,421,362</b>	<b>98,562,751</b>
Executive & Corporate Service	79,903,553	95,421,362	98,562,751
<b>Gender Mainstreaming And Empowerment</b>	<b>1,916,415</b>	<b>1,947,979</b>	<b>1,980,490</b>
Gender Development And Advocacy	1,916,415	1,947,979	1,980,490
<b>Family And Community Development</b>	<b>1,432,491</b>	<b>1,450,726</b>	<b>1,469,507</b>
Family And Community Development	1,432,491	1,450,726	1,469,507
<b>Elderly Rights And Well-Being</b>	<b>4,356,878</b>	<b>4,466,225</b>	<b>4,578,855</b>
Elderly Rights And Well-Being	4,356,878	4,466,225	4,578,855
<b>Disability Rights And Well-Being</b>	<b>8,459,906</b>	<b>6,303,912</b>	<b>6,458,352</b>
Disability Rights And Well-Being	8,459,906	6,303,912	6,458,352
<b>Policy Planning, Monitoring &amp; Research</b>	<b>2,057,980</b>	<b>2,057,980</b>	<b>2,057,980</b>
Policy Planning, Monitoring & Research	1,383,360	1,383,360	1,383,360
Legal Affairs	674,620	674,620	674,620
<b>Quality Assurance</b>	<b>1,596,115</b>	<b>1,613,119</b>	<b>1,630,631</b>
Quality Assurance	1,596,115	1,613,119	1,630,631
<b>Social Service</b>	<b>93,965,054</b>	<b>94,167,551</b>	<b>94,376,122</b>
Social Service	93,965,054	94,167,551	94,376,122
<b>Child &amp; Family Protection Service</b>	<b>27,785,779</b>	<b>27,933,379</b>	<b>28,085,409</b>
Child & Family Protection Service	21,098,097	21,148,663	21,200,747
Planning, Research And Advocacy	4,814,611	4,911,645	5,011,591
Planning And Legal	1,873,071	1,873,071	1,873,071

## 7.59 PROGRAMME BUDGET - NATIONAL SOCIAL PROTECTION AGENCY

IN MVR

	2022	2023	2024
Programme/ Sub Programme	Estimated	Estimated	Estimated
<b>Total</b>	<b>1,297,000,000</b>	<b>1,334,021,653</b>	<b>1,372,153,955</b>
<b>Corporate Affairs</b>	<b>18,129,945</b>	<b>18,399,921</b>	<b>18,677,994</b>
Corporate Affairs	18,129,945	18,399,921	18,677,994
<b>Social Protection</b>	<b>1,278,870,055</b>	<b>1,315,621,732</b>	<b>1,353,475,961</b>
Monitoring & Recovery	126,910	126,910	126,910
Program Implementation	386,178,654	397,709,044	409,585,345
Policy & Arbitration	3,035,367	3,081,581	3,129,181
Welfare	887,373,114	912,545,937	938,473,947
Stakeholder Relation	2,156,010	2,158,260	2,160,578



# **Public Sector Investment Program**

## 8.1 PUBLIC SECTOR INVESTMENT PROGRAM FUNCTION

IN MVR

	Domestic Budget	Loan	Grant	Trust Fund	Total	%
<b>Total</b>	<b>2,672,694,942</b>	<b>2,694,337,624</b>	<b>548,860,704</b>	<b>414,518,012</b>	<b>6,330,411,282</b>	<b>100.0</b>
<b>1 National Security &amp; Public Order</b>	<b>91,440,378</b>	<b>17,388,091</b>	<b>9,805,490</b>	<b>-</b>	<b>118,633,959</b>	<b>1.9</b>
Police	26,718,030	17,388,091	-	-	44,106,121	0.7
National Security	2,896,153	-	2,356,046	-	5,252,199	0.1
Penitentiary	18,833,790	-	-	-	18,833,790	0.3
Court Building	19,148,734	-	-	-	19,148,734	0.3
Rehabilitation	14,558,397	-	7,449,444	-	22,007,841	0.3
Customs	9,285,274	-	-	-	9,285,274	0.1
<b>2 Health Services</b>	<b>293,670,160</b>	<b>236,118,524</b>	<b>-</b>	<b>-</b>	<b>529,788,684</b>	<b>8.4</b>
Health	293,670,160	236,118,524	-	-	529,788,684	8.4
<b>3 Education Sector</b>	<b>254,648,620</b>	<b>-</b>	<b>4,759,862</b>	<b>-</b>	<b>259,408,482</b>	<b>4.1</b>
University	39,245,914	-	4,759,862	-	44,005,776	0.7
Education	215,402,706	-	-	-	215,402,706	3.4
<b>4 Environmental Protection</b>	<b>52,918,598</b>	<b>376,548,459</b>	<b>351,738,567</b>	<b>160,518,259</b>	<b>941,723,883</b>	<b>14.9</b>
Waste Management	-	117,607,958	176,659,789	64,596,427	358,864,174	5.7
Coastal Protection	44,209,025	37,550,346	57,673,476	91,287,302	230,720,149	3.6
Water Drainage System	8,709,573	-	-	3,698,633	12,408,206	0.2
Renewable Energy	-	221,390,155	117,405,302	935,897	339,731,354	5.4
<b>5 Water and Sewerage</b>	<b>295,454,271</b>	<b>408,999,151</b>	<b>2,309,160</b>	<b>247,685,694</b>	<b>954,448,276</b>	<b>15.1</b>
Sewerage System	18,734,605	12,131,019	-	38,653,880	69,519,504	1.1
Water/Sewerage	209,013,719	396,868,132	-	147,927,117	753,808,968	11.9
Water System	67,705,947	-	2,309,160	61,104,697	131,119,804	2.1
<b>6 Transport</b>	<b>492,448,349</b>	<b>1,186,495,028</b>	<b>77,718,860</b>	<b>-</b>	<b>1,756,662,237</b>	<b>27.7</b>
Harbours	434,085,925	-	-	-	434,085,925	6.9
Bridges	14,390,524	543,284,735	76,157,793	-	633,833,052	10.0
Airports	38,487,630	623,210,293	1,561,067	-	663,258,990	10.5
Transport	4,484,270	-	-	-	4,484,270	0.1
Development of Ports	1,000,000	20,000,000	-	-	21,000,000	0.3
<b>7 General Administration</b>	<b>61,583,641</b>	<b>-</b>	<b>14,279,586</b>	<b>-</b>	<b>75,863,227</b>	<b>1.2</b>
Office Buildings	42,125,087	-	14,279,586	-	56,404,673	0.9
Development of Councils	19,458,554	-	-	-	19,458,554	0.3
<b>8 Housing &amp; Infrastructure</b>	<b>542,998,262</b>	<b>56,684,880</b>	<b>-</b>	<b>-</b>	<b>599,683,142</b>	<b>9.5</b>

	Domestic Budget	Loan	Grant	Trust Fund	Total	%
Housing	542,998,262	56,684,880	-	-	599,683,142	9.5
<b>9 Recreation, Culture and Religion</b>	<b>166,884,937</b>	<b>116,848,089</b>	<b>1,420,250</b>	<b>770,017</b>	<b>285,923,293</b>	<b>4.5</b>
Construction of Mosques	25,649,908	-	1,420,250	770,017	27,840,175	0.4
Community & Social Services	34,908,762	1,364,836	-	-	36,273,598	0.6
Sports	104,593,767	115,483,253	-	-	220,077,020	3.5
Culture	1,732,500	-	-	-	1,732,500	0.0
<b>10 Land Reclamation &amp; Road Construction</b>	<b>386,078,694</b>	<b>233,373,624</b>	<b>-</b>	<b>-</b>	<b>619,452,318</b>	<b>9.8</b>
Road Construction	264,899,627	109,186,812	-	-	374,086,439	5.9
Land Reclamation	121,179,067	124,186,812	-	-	245,365,879	3.9
<b>11 Fisheries &amp; Agriculture</b>	<b>18,960,935</b>	<b>50,689,402</b>	<b>24,638,353</b>	<b>-</b>	<b>94,288,690</b>	<b>1.5</b>
Fisheries / Agriculture	18,960,935	50,689,402	24,638,353	-	94,288,690	1.5
<b>12 Others</b>	<b>15,608,097</b>	<b>11,192,376</b>	<b>62,190,576</b>	<b>5,544,042</b>	<b>94,535,091</b>	<b>1.5</b>
Others	15,608,097	11,192,376	62,190,576	5,544,042	94,535,091	1.5





## 8.2 PUBLIC SECTOR INVESTMENT PROGRAM - DOMESTIC BUDGET 2022-2024

IN MVR

Office	Project Name	Island	Status	2022 Estimate	2023 Estimate	2024 Estimate
<b>Total</b>				<b>2,672,694,942</b>	<b>3,713,818,805</b>	<b>3,939,422,245</b>
<b>1242</b>	<b>People's Majlis</b>			<b>109,462</b>	<b>-</b>	<b>-</b>
	Peoples Majlis New Building	Male' City	retention	109,462	-	-
<b>1264</b>	<b>Department of Judicial Administration</b>			<b>19,148,734</b>	<b>38,257,944</b>	<b>78,220,469</b>
	Construction Of Magistrate Court - HA.Baarah	HA. Baarah	on-going	685,322	440,447	118,712
	Construction Of Magistrate Court - Th.Guraidhoo	Th. Guraidhoo	on-going	1,210,456	83,288	-
	Construction Of Magistrate Court - GDh. Vaadhoo	GDh. Vaadhoo	on-going	1,210,456	83,378	-
	Const. Of Magistrate Court - Multiple Islands	Multiple Islands	new	5,000,000	10,000,000	10,000,000
	Construction Of Magistrate Court - K.Huraa	K. Huraa	tendering	360,000	680,616	677,000
	Construction Of Niyaavehi (10 Storey Building)	Male' City	tendering	5,000,000	8,978,013	44,821,745
	Construction Of Magistrate Court - R.Angolitheemu	R. Angolitheemu	pre-tendering	200,000	360,000	971,391
	Estab. Of Supreme Court New Building	Male' City	pre-tendering	1,500,000	10,102,890	14,142,311
	Construction Of Magistrate Court - M. Veyvah	M. Veyvah	pre-tendering	360,000	680,616	677,000
	Construction Of Court Complex Building - Addu City	S. Hithadhoo	pre-tendering	3,622,500	6,848,696	6,812,310
<b>1243</b>	<b>Auditor General's Office</b>			<b>30,000,000</b>	<b>43,000,000</b>	<b>43,094,536</b>
	Const. Of Auditor Generals Office	Hulhumale'	pre-tendering	30,000,000	43,000,000	43,094,536

## Office Project Name

## Island

## Status

2022  
Estimate2023  
Estimate2024  
Estimate

## 1276 Local Government Authority

			22,906,570	35,442,482	31,702,817
Construction Of Fish Market - HA.Kelaa	HA. Kelaa	on-going	486,346	-	-
Construction of Fish Market - Lh.Kurendhoo	Lh. Kurendhoo	on-going	434,485	-	-
Construction of Fish Market - Villimale'	Villimale'	on-going	499,071	76,232	-
Const.of Council Building- Kudahuvaadhoo	Dh. Kudahuvaadhoo	on-going	1,125,078	-	-
Construction Of Fish Market - S.Maradhoo	S. Maradhoo	on-going	586,292	59,291	-
Leveling Mud Lands - S.Feydhoo	S. Feydhoo	on-going	670,049	203,283	-
Const.of Council Building - Lh. Naifaru	Lh. Naifaru	retention	293,373	-	-
Const.of Council Office - K.Huraa	K. Huraa	retention	270,966	-	-
Const.of Council Office - L.Isdhoo	L. Isdhoo	retention	226,586	-	-
Const.of Council Office - GA.Kondey	GA. Kondey	retention	224,624	-	-
Construction Of Council Office - N.Maalhendhoo	N. Maalhendhoo	new	429,000	777,737	787,488
Estab. Of Council Office Building - N.Miladhoo	N. Miladhoo	new	260,000	597,786	606,863
Construction Of Council Office - B.Fulhadhoo	B. Fulhadhoo	new	375,000	567,654	514,795
Construction Of New Council Office - Lh.Himnavaru	Lh. Himnavaru	new	880,118	1,663,950	1,655,110
Const. Of City Council Office - HDH.Kulhudhuffushi	HDH. Kulhudhuffushi	new	5,000,000	9,250,000	750,000
Construction Of Council Office - K.Dhiffushi	K. Dhiffushi	new	363,750	545,056	494,301
Estab. Of Council Office Building - AA.Feridhoo	AA. Feridhoo	new	390,000	597,786	542,120
Construction Of Council Office - Adh.Hanyaameedhoo	ADH. Hangaameedhoo	new	303,750	424,530	384,998

Office Project Name	Island	Status	2022	2023	2024
			Estimate	Estimate	Estimate
Construction Of Council Office - Male City	Male' City	new	1,500,000	3,934,810	6,257,708
Construction Of Council Office - M. Raimandhoo	M. Raiymandhoo	new	750,000	1,417,949	1,410,416
Construction Of Council Office - F. Bileidhoo	F. Bileidhoo	new	480,000	650,695	590,103
Construction Of Council Office - Th. Kinbidhoo	Th. Kinbidhoo	new	750,000	1,506,571	1,366,281
Const. of Council Building - Th. Madifushi	Th. Madifushi	new	661,071	1,146,134	1,039,407
Construction Of Council Office - L. Kalaidhoo	L. Kalaidhoo	new	846,750	1,600,865	1,592,360
Construction Of Council Office - L. Dhanbidhoo	L. Dhanbidhoo	new	719,738	1,360,735	1,353,506
Construction Of Council Office - GDh. Hoandeddhoo	GDh. Hoandeddhoo	new	693,750	1,202,791	1,090,788
Construction Of Council Office - GDh. Vaadhoo	GDh. Vaadhoo	new	1,350,000	2,366,678	2,370,403
Construction Of Council Office - GDh. Gaddhoo	GDh. Gaddhoo	new	540,000	899,100	815,377
Const. of Fish Market - HDh. Vaikaradhoo	HDh. Vaikaradhoo	tendering	375,000	708,975	705,208
Construction Of Council Office - HA. Hoarafushi	HA. Hoarafushi	pre-tendering	200,000	184,333	1,601,465
Construction Of Farmers Market - HA. Kelaa	HA. Kelaa	pre-tendering	281,250	531,731	528,906
Cemetery Boundary Wall - HDh. Nohivaranfaru	HDh. Nohivaranfaru	pre-tendering	225,000	425,385	423,125
Construction Of Council Office - R. Rasgetheemu	R. Rasgetheemu	pre-tendering	200,000	372,000	1,069,811
Construction Of Council Office - R. Maduvvari	R. Maduvvari	pre-tendering	200,000	731,250	1,948,255
Construction Of Council Office - V. Rakeedhoo	V. Rakeedhoo	pre-tendering	200,000	1,407,118	1,593,575
Const. of Funeral Home - Th. Vilufushi	Th. Vilufushi	pre-tendering	115,523	232,057	210,448

Office Project Name	Island	Status	2022 Estimate	2023 Estimate	2024 Estimate
<b>1272 Ministry of Finance</b>			<b>5,600,000</b>	<b>7,722,908</b>	<b>19,799,640</b>
Digital Terrestrial network development project	Male' City	pre-tendering	5,600,000	7,722,908	19,799,640
<b>1012 Ministry of Defence</b>			<b>200,000</b>	<b>3,651,220</b>	<b>5,552,309</b>
Devel. Of Joint Inter Agency Operation Centre	Male' City	pre-tendering	200,000	3,651,220	5,552,309
<b>1013 Maldives National Defense Force</b>			<b>10,594,130</b>	<b>7,880,825</b>	<b>10,442,695</b>
Fire Station Vehicle Garage Extension - Naifaru	Lh. Naifaru	on-going	715,149	2,226,550	425,807
Fire Station Vehicle Garage Extension - Kulhudhuffushi	HDh. Kulhudhuffushi	on-going	80,802	22,023	24,055
Upgrade of Harbour - K.Girfushi	K. Girfushi	on-going	7,447,977	-	-
Radar System Projects	Multiple Islands	on-going	446,097	-	-
Construction of 2 Storey Fire Building - S.Hulhumeedhoo	S. Hulhumeedhoo	retention	454,105	-	-
Devel. Of Joint Inter Agency Operation Centre	Male' City	pre-tendering	1,000,000	4,781,482	9,146,584
MNDF Accomodation building - M.Muli	M. Muli	pre-tendering	450,000	850,770	846,249
<b>1029 Maldives Immigration</b>			<b>1,218,662</b>	<b>2,304,001</b>	<b>2,291,761</b>
Construction of Immigration Office Building - S.Hithadhoo	S. Hithadhoo	pre-tendering	1,218,662	2,304,001	2,291,761
<b>1014 National Disaster Management Authority</b>			<b>800,000</b>	<b>3,791,832</b>	<b>28,937,334</b>
Estab. of Reg. Emergency Oper. Centre - HDh.Kulhudhuffushi	HDh. Kulhudhuffushi	pre-tendering	200,000	964,206	6,691,286
Estab. of State of Art Regional Emergency Operation Centre	L. Fonadhoo	pre-tendering	200,000	1,207,226	9,142,804
Estab. of Reg. Emergency Oper. Centre - GDh.Thinadhoo	GDh. Thinadhoo	pre-tendering	200,000	810,200	6,551,622
Estab. of Reg. Emergency Oper. Centre - S.Hithadhoo	S. Hithadhoo	pre-tendering	200,000	810,200	6,551,622

Office	Project Name	Island	Status	2022	2023	2024
				Estimate	Estimate	Estimate
<b>1016</b>	<b>Ministry of Home Affairs</b>			<b>17,294,107</b>	<b>39,652,637</b>	<b>60,481,415</b>
	Const. Of Child Residential Centre - Dh.Kudahuvadhoo	Dh. Kudahuvadhoo	on-going	2,459,108	3,875,934	1,568,761
	Establishment of high security wing - Maafushi Jail	K. Maafushi	retention	1,399,999	-	-
	Reloc. of Male Jail & Upgr. of Hulhumale Jail	Male' City	pre-tendering	1,500,000	17,945,924	40,339,570
	Const. Of Juvenile Justice Unit - HA.Hoarafushi	HA. Hoarafushi	pre-tendering	967,500	1,822,129	1,813,065
	Estab. Of Correction Facility - HDh.Neykurendhoo	HDh. Neykurendhoo	pre-tendering	10,000,000	14,179,495	14,940,582
	Estab. Of Juvenile Justice Unit - L.Fonadhoo	L. Fonadhoo	pre-tendering	967,500	1,829,155	1,819,437
<b>1027</b>	<b>Maldives Police Service</b>			<b>31,702,170</b>	<b>46,918,953</b>	<b>45,998,014</b>
	Const. of Police Accomodation Building - Lh.Naifaru	Lh. Naifaru	on-going	853,160	1,626,266	1,927,335
	Reclamation & Re-Development of Harbour - Dhoonidhoo	K. Dhoonidhoo	on-going	4,984,140	995,440	-
	FCPD building Finishing Works	Male' City	on-going	836,432	-	-
	Finishing of Police Accomodation - L.Gan	L. Gan	on-going	2,160,781	3,645,431	385,965
	Contruction of 10 Storey Building - Fourwind	Male' City	retention	1,500,000	-	-
	Construction of National Police Academy	S. Hithadhoo	retention	617,657	-	-
	Juvenile Justice Detention - K.Dhoonidhoo	K. Dhoonidhoo	new	2,250,000	4,253,848	4,231,248
	Const. of Police Station Building - N.Manadhoo	N. Manadhoo	pre-tendering	4,500,000	8,507,697	8,462,496
	Const. of Police Station Building - L.Fonadhoo	L. Fonadhoo	pre-tendering	200,000	1,800,000	5,039,316
	Construction of G.Dh.Thinadhoo Police Station	GDh. Thinadhoo	pre-tendering	6,000,000	11,343,596	11,283,328

Office Project Name	Island	Status	2022	2023	2024
			Estimate	Estimate	Estimate
Construction of S.Hithadhoo Police Accomodation	S. Hithadhoo	pre-tendering	6,000,000	11,343,596	11,283,328
Construction of S.Gan Police Station	S. Gan	pre-tendering	1,800,000	3,403,079	3,384,998
<b>1025 Maldives Correctional Service</b>			<b>3,998,791</b>	<b>3,269,026</b>	<b>3,126,835</b>
Asseyri Jail Rehabilitation Infrastructure & Boundary Wall	K. Himmafushi	on-going	1,442,772	125,488	-
Upgrading Unit 9 - Maafushi Jail	K. Maafushi	on-going	780,669	-	-
Finishing of Rehab Workshop Building - K.Maafushi	K. Maafushi	retention	17,500	-	-
Estab. Of Perimeter Security Wall - Maafushi Jail	K. Maafushi	retention	95,130	-	-
Estab. Of Asseyri Jail Medical Centre - K.Himmafushi	K. Himmafushi	new	675,000	1,276,155	1,269,374
Upg. Asseyri Jail Juvenile Facility phase 2 - K.Himmafushi	K. Himmafushi	new	300,000	567,180	564,166
Estab. Of Asseyri Jail Gatehouse - K.Himmafushi	K. Himmafushi	new	402,720	761,382	757,337
Stand. Infrastructure of Maafushi Prison Cells - K.Maafushi	K. Maafushi	new	285,000	538,821	535,958
<b>1008 Maldives Customs Service</b>			<b>9,285,274</b>	<b>3,960,495</b>	<b>2,665,686</b>
Customs South Region Head Office	Addu City	on-going	7,867,774	1,280,570	-
Const. of Customs Office Building - N.Maafaru	N. Maafaru	new	1,417,500	2,679,925	2,665,686
<b>1058 Ministry of Education</b>			<b>215,402,706</b>	<b>275,127,732</b>	<b>281,303,934</b>
Const. of a New School in Hulhumale'	Hulhumale'	on-going	9,877,767	2,000,548	-
HA. Ihavandhoo School Multipurpose	HA. Ihavandhoo	on-going	192,924	-	-
Finishing Of School 4 Classroom Building - HA.Utheemu	HA. Utheemu	on-going	669,145	50,821	-

Office Project Name	Island	Status	2022	2023	2024
			Estimate	Estimate	Estimate
School Building (12 Class & Office) - HA,Atoll	HA. Dhidhdhoo	on-going	810,721	1,182,208	307,728
School 3 Storey Building - Sh.Narudhoo	Sh. Narudhoo	on-going	3,080,146	155,955	229,244
School Building (Multi Purp. Hall) - Sh.Maaungoodhoo	Sh. Maaungoodhoo	on-going	1,422,982	166,267	244,401
School Building (8 Class & Multi Purp. Hall) - Sh.Feydhoo	Sh. Feydhoo	on-going	1,299,904	197,453	290,241
School 3 Storey Building (12 Class & Hall) - Sh.Foakaidhoo	Sh. Foakaidhoo	on-going	3,999,849	303,784	446,540
School Building - N.Kudafaree	N. Kudafari	on-going	1,289,138	261,089	-
School Building (8 Class & Multi Purp. Hall) - N.Miladhoo	N. Miladhoo	on-going	1,338,290	271,044	-
Multi Purpose Hall - R. Alifushi	R. Alifushi	on-going	718,811	113,009	-
School Building (Multi Purp. Hall) - R.Innamaadhoo	R. Innamaadhoo	on-going	509,412	1,892,721	398,416
Multi Purpose Hall - R. Ungoofaaruu	R. Ungoofaaruu	on-going	1,417,359	141,401	-
School 2 Storey Building (4 Class Room) - R.Dhuvaafaru	R. Dhuvaafaru	on-going	757,493	75,570	-
Const. of 6 classroom (2 story) -K.Huraa	K. Huraa	on-going	945,545	63,833	-
School Building (4 Class & Multi Purp. Hall) - AA.Maalhos	AA. Maalhos	on-going	2,168,984	2,899,281	-
Multi Purpose Hall - V. Keyodhoo	V. Keyodhoo	on-going	1,658,992	126,533	-
School 2 Storey Building - V.Keyodhoo	V. Keyodhoo	on-going	1,524,760	75,507	-
Multi Purpose Hall - V. Felidhoo	V. Felidhoo	on-going	1,277,658	124,284	-
Construction of Dharumavantha School	Male' City	on-going	4,260,902	1,278,455	-
CHSE 8 Storey Classroom Block	Male' City	on-going	4,070,997	566,319	-
Moh. Jalaaludhin School Building (16 Class & Comp. Lab)	Fuvahmulah City	on-going	3,349,334	203,503	-

Office Project Name	Island	Status	2022	2023	2024
			Estimate	Estimate	Estimate
Fuvamulak School Building (Multi Purp. Hall)	Fuvahmulah City	on-going	2,059,598	139,043	-
School Building (Multi Purp. Hall) - Dh.Meedhoo	Dh. Meedhoo	on-going	1,737,580	131,967	-
School Building (6 Classroom) - Th.Buruni	Th. Buruni	on-going	976,089	98,844	-
School 3 Storey Building - Th.Veymandoo	Th. Veymandoo	on-going	1,460,006	147,848	-
Multi Purpose Hall - Th. Veymandoo	Th. Veymandoo	on-going	970,040	80,400	-
School 6 Classroom Building - Th. Thimarafushi	Th. Thimarafushi	on-going	1,125,911	117,432	-
School Building (10 Classroom) - Th. Gaadhiffushi	Th. Gaadhiffushi	on-going	1,490,943	150,981	-
Multi Purpose Hall - Th. Guraidhoo	Th. Guraidhoo	on-going	1,377,946	139,538	-
School 2 Storey Building (4 Class) - L.Hithadhoo	L. Hithadhoo	on-going	1,098,756	74,178	-
School Building (9 Classroom) - L. Maavah	L. Maavah	on-going	2,523,734	153,340	-
School Building (12 Classroom) - L.Fonadhoo	L. Fonadhoo	on-going	2,647,669	178,745	-
School Building (Multi Purp. Hall) - GA. Kanduhulhudhoo	GA. Kanduhulhudhoo	on-going	1,710,286	129,895	-
Const. of 12 classroom block - Addu High School	S. Hithadhoo	on-going	1,746,754	132,664	-
Sharafudin School 3 Storey Building (18 Class) - S.Hithadhoo	S. Hithadhoo	on-going	2,911,877	196,581	-
School Building (12 Class Rooms) - HA.Baarah	HA. Baarah	retention	177,290	-	-
Sheih Ibrah. School (Hall & Classroom) HA.Kelaa	HA. Kelaa	retention	295,877	-	-
School Building (4 Class & Hall) - HDh. Hanimaadhoo	HDh. Hanimaadhoo	retention	146,545	-	-
School Building (Boundary Wall) - HDh. Naivaadhoo	HDh. Naivaadhoo	retention	64,444	-	-
Const. of 2 Classroom - HDh.Nellaidhoo	HDh. Nellaidhoo	retention	89,988	-	-



Office Project Name	Island	Status	2022	2023	2024
			Estimate	Estimate	Estimate
School Building (Boundary Wall) - HDh.Neykurendhoo	HDh. Neykurendhoo	retention	59,444	-	-
Const. of 5 Classroom - HDh. Nohivaram	HDh. Nohivaram	retention	372,807	-	-
5 Classroom & Staff Room - HDh. Kurinbi	HDh. Kurinbi	retention	195,833	-	-
Const. of 12 Classroom - HDh. Vaikaradhoo	HDh. Vaikaradhoo	retention	389,014	-	-
N. Lhohi School 6 Calssroom	N. Lhohi	retention	292,612	-	-
Multi Purpose Hall - R. Hulhudhuffaaruu	R. Hulhudhuffaaruu	retention	416,770	-	-
Contraction of R. Kinolhas 6 Classroom	R. Kinolhas	retention	282,311	-	-
Multi Purpose Hall - R. Maduwvari	R. Maduwvari	retention	581,562	-	-
Madh. Ifthithaahu (10 Class, Staff, AV Room) - Lh.Naifaru	Lh. Naifaru	retention	713,369	-	-
Const.12 Classroom in AEC, Kulhudufushi	HDh. Kulhudhuffushi	retention	434,433	-	-
Construction of New School -K.Kaashidhoo	K. Kaashidhoo	retention	1,754,391	-	-
MP Hall & 12 classroom - AA.Thoddoo	AA. Thoddoo	retention	823,296	-	-
Const. of 12 Classroom - ADh.Mahibadhoo	ADh. Mahibadhoo	retention	573,148	-	-
Multi-Purpose Hall& 5 Cl room- M.Kolhufushi	M. Kolhufushi	retention	710,093	-	-
MJM School Building (Multi Purp. Hall) - Fuvamulak	Fuvahmulah City	retention	381,804	-	-
School Building (Multi Purp. Hall) - F.Bileidhoo	F. Bileidhoo	retention	414,636	-	-
School Building (3 Class Rooms) - Th. Kandoodhoo	Th. Kandoodhoo	retention	57,335	-	-
Multi Purpose Hall - L. Isdhoo School	L. Isdhoo	retention	382,000	-	-
School Building (5 Class & Mult.P.Hall) - L.Maavah	L. Maavah	retention	701,884	-	-

Office Project Name	Island	Status	2022 Estimate	2023 Estimate	2024 Estimate
Construction of 04 class room - Ga.Nilandhoo	GA. Nilandhoo	retention	162,305	-	-
Sultan Mohamed School 2 Storey Building - GA.Dhehvadhoo	GA. Dhehvadhoo	retention	184,390	-	-
Const. of 10 Classroom - GA. Gemanafushi	GA. Gemanafushi	retention	518,348	-	-
Const. of 6 classroom - GDh. Fiyoaree	GDh. Fiyoaree	retention	306,817	-	-
Const. of 5 Classrooms - S.Hulhumedhoo	S. Hulhumedhoo	retention	345,069	-	-
S.Maradhoo School New Building - 12 room	S. Maradhoo	retention	458,586	-	-
Const. of 12 Classroom at Irushaathiyya school-S.Maradhoofoeydhoo	S. Maradhoofoeydhoo	retention	419,752	-	-
Const. of New School 1 - Hulhumale	Male' City	new	5,516,667	14,666,915	10,302,776
Const. of New School 2 - Hulhumale	Male' City	new	5,516,667	14,666,915	10,302,776
Const. of New School 3 - Hulhumale	Male' City	new	5,516,667	14,666,915	10,302,776
Const. of New School 4 - Hulhumale	Male' City	new	3,000,000	5,671,798	5,641,664
Const. of CHSE B Block - Hulhumale	Male' City	new	5,043,750	9,535,710	9,485,048
Const. of School 3 Storey Building - HA.Kelaa	HA. Kelaa	new	2,100,000	3,970,259	3,949,165
Const. of Multi Purpose Hall - HDH. Vaikaradhoo	HDh. Vaikaradhoo	new	1,200,000	1,701,539	1,392,499
Upgr. Of School - Sh.Komandoo	Sh. Komandoo	new	240,000	453,744	451,333
Const. of School Science Lab - Sh.Maroshi	Sh. Maroshi	new	225,000	159,519	555,531
Const. of Library & Science Lab - Sh.Feydhoo	Sh. Feydhoo	new	450,000	850,770	846,249
Const. of 3 Storey Building - N. Holhudhoo	N. Holhudhoo	new	2,100,000	3,970,259	3,949,165
Const. of 02 Classroom & Staffroom - N.Magoodhoo	N. Magoodhoo	new	315,000	595,539	592,375

Office Project Name	Island	Status	2022	2023	2024
			Estimate	Estimate	Estimate
Const. of 8 Classroom - R.Rasgatheem	R. Rasgatheemu	new	900,000	1,701,539	1,692,499
Const. of 4 Classroom - B. Kudarikilu	B. Kudarikilu	new	500,000	1,500,000	2,000,000
Const. of 01 Classroom - B. Fulhadhoo	B. Fulhadhoo	new	375,000	119,639	127,175
Const. of Staffroom - B. Goidhoo	B. Goidhoo	new	200,000	750,000	50,000
Const. of Multi Purpose Hall - HDh. Kulhudhufushi	HDh. Kulhudhufushi	new	900,000	1,701,539	1,692,499
Const. of Science lab & Sen Classroom - K. Dhiffushi	K. Dhiffushi	new	450,000	850,770	846,249
Const. of School Science Lab - K. Thulusdhoo	K. Thulusdhoo	new	450,000	850,770	846,249
School 06 Class Room & Multi Purpose Hall - AA. Bodufulhadhoo	AA. Bodufulhadhoo	new	1,462,500	2,765,001	2,750,312
Const. of 4 Classroom - AA. Ukulhas	AA. Ukulhas	new	500,000	1,500,000	2,000,000
Upgr. Of School - Adh. Dhangethi	Adh. Dhangethi	new	450,000	850,770	846,249
Const. of Multi Purpose Hall - Adh. Dhangethi	Adh. Dhangethi	new	900,000	1,701,539	1,692,499
Const. of 3 Storey Building - Adh. Dhigurah	Adh. Dhigurah	new	1,500,000	2,835,899	2,820,832
Const. of 01 Classroom - M. Veyvah	M. Veyvah	new	225,000	425,385	423,125
Const. of 2 Classroom & Godown - M. Maduwari	M. Maduwari	new	375,000	2,000,000	125,000
Upgr. Of School - M. Dhiggaru	M. Dhiggaru	new	1,500,000	2,835,899	2,820,832
Const. of School Science Lab - F. Bilehdhoo	F. Bilehdhoo	new	500,000	1,200,000	300,000
Const. of School Science Lab - F. Feeali	F. Feeali	new	500,000	1,200,000	300,000
Const. of Sen Classroom - DH. Maenboodhoo	Dh. Maenboodhoo	new	200,000	940,000	60,000
School Boundary Wall - TH. Buruni	Th. Buruni	new	150,000	47,856	50,870

Office Project Name	Island	Status	2022 Estimate	2023 Estimate	2024 Estimate
School 03 Class Room & Multi Purpose Hall - Th.Kinbidhoo	Th. Kinbidhoo	new	1,237,500	2,339,617	2,327,186
Const. of Multi Purpose Hall - Th.Omadhoo	Th. Omadhoo	new	387,000	731,662	727,775
Const. of 05 Classroom - TH.Vandhoo	Th. Vandhoo	new	750,000	1,417,949	1,410,416
Const. of 10 Classroom - TH.Dhiyamigili	Th. Dhiyamigili	new	1,500,000	2,835,899	2,820,832
Const. of 3 Classroom & Science Lab - L.Kalaidhoo	L. Kalaidhoo	new	600,000	1,134,360	1,128,333
Const. of Multi Purpose Hall - L.Gan	L. Gan	new	900,000	1,701,539	1,692,499
Const. of 4 Classroom - GA. Kondey	GA. Kondey	new	450,000	850,770	846,249
Const. of 02 Classroom & Staffroom - GDh.Nadella	GDh. Nadella	new	337,500	638,077	634,687
Const. of 6 Classroom - Gdh.Rathafandhoo	GDh. Rathafandhoo	new	750,000	1,417,949	1,410,416
Const. of School Admin Building - GDH.Vaadhoo	GDh. Vaadhoo	new	500,000	1,500,000	2,000,000
School 05 Class Room & Multi Purpose Hall - GDh.Rathafandhoo	GDh. Faresmaatthodaa	new	1,462,500	2,765,001	2,750,312
Const. of Toilets - GDH.Thinadhoo	GDh. Thinadhoo	new	475,000	25,000	-
Const. of Sen Classroom - GDH. Thinadhoo	GDh. Thinadhoo	new	200,000	940,000	60,000
Const. of School Science Lab - S.Maradhoo	S. Maradhoo	new	1,000,000	1,500,000	2,000,000
School Building (4 Class & Multi Purp. Hall) - GDh.Vaadhoo	GDh. Vaadhoo	awarded	1,350,000	2,552,309	2,538,749
School 2 Storey Building - HA.Maarandhoo	HA. Maarandhoo	tendering	750,000	1,417,949	1,410,416
School (2 Class, Toilet, Library & Office) - Thuraakunu	HA. Thuraakunu	tendering	450,000	1,170,283	1,173,361
School Building (8 Class & Hall) - Sh.Lhaimagu	Sh. Lhaimagu	tendering	2,100,000	3,584,613	3,948,044
School Building (Multi Purp. Hall) - Sh.Atoll	Sh. Kanditheemu	tendering	900,000	1,701,539	1,692,499

Office Project Name	Island	Status	2022	2023	2024
			Estimate	Estimate	Estimate
School Building (15 Class Rooms) - Sh.Funadhoo	Sh. Funadhoo	tendering	2,250,000	2,810,050	2,921,894
School Building (2 Class & Multi Purp. Hall) - N.Henbadhoo	N. Henbadhoo	tendering	1,245,000	2,262,493	2,255,490
Cont.of Multi Purpose Hall in N.atoll Sc	N. Manadhoo	tendering	900,000	1,701,539	1,692,499
School 3 Storey Building - N.Manadhoo	N. Manadhoo	tendering	1,350,000	1,914,301	1,735,043
School 3 Storey Building - R.Rasmaadhoo	R. Rasmaadhoo	tendering	1,800,000	2,908,062	2,935,077
School Building (4 Class, Staff & Hall) - R.Inguraidhoo	R. Inguraidhoo	tendering	1,530,000	2,892,617	2,877,249
School Building (Upgrade & Multi Purp. Hall) - B.Kendhoo	B. Kendhoo	tendering	1,200,000	2,268,719	2,256,666
Multi Purpose Hall - Lh. Kurendhoo	Lh. Kurendhoo	tendering	900,000	1,701,539	1,692,499
Afeefudin School Building (8 Classroom)	HDh. Kulhudhuffushi	tendering	900,000	1,701,539	1,692,499
School 12 Class Room & Multi Purpose Hall - AA.Himandhoo	AA. Himandhoo	tendering	2,250,000	4,253,848	4,231,248
School Building (12 Class & Multi Purp. Hall) - AA.Atoll	AA. Rasdhoo	tendering	2,250,000	4,253,848	4,231,248
School Building (4 Class Room) - Adh. Fenfushi	ADh. Fenfushi	tendering	600,000	820,244	743,864
School 2 Storey Building - M.Naalaafushi	M. Naalaafushi	tendering	900,000	1,701,539	1,692,499
School 3 Storey Building - M.Mulaku	M. Mulah	tendering	1,350,000	2,552,309	2,538,749
Multi Purpose Hall - Dh. Maaenboodhoo	Dh. Maaenboodhoo	tendering	900,000	1,701,539	1,692,499
Construction Of 4 School Classroom - L.Kunahandhoo	L. Kunahandhoo	tendering	825,000	674,070	611,301
Ihahdhoo School 6 Class & Mukurimagu School Office	L. Gan	tendering	900,000	735,349	666,874
GDH.Gaddhoo School MP Hall&office bildng	GDh. Gaddhoo	tendering	1,425,000	1,312,050	1,189,873
School Building (5 Classroom) - S.Atoll	S. Hulhudhoo	tendering	562,500	1,063,462	1,057,812

Office Project Name	Island	Status	2022	2023	2024
			Estimate	Estimate	Estimate
Irushadhyya School Building (12 Class, Lab & Office)	S. Maradhoofeydhoo	tendering	1,650,000	3,119,489	3,102,915
School Building (8 Class, Lab, AV Room & Wall) - HA.Uligamu	HA. Uligamu	pre-tendering	1,500,000	2,835,899	2,820,832
School 3 Classroom - HA.Molhadhoo	HA. Molhadhoo	pre-tendering	337,500	638,077	634,687
School Building (Hall) - HA.Filladhoo	HA. Filladhoo	pre-tendering	1,200,000	2,268,719	2,256,666
School Building (Hall) - HDh.Naivaadhoo	HDh. Naivaadhoo	pre-tendering	200,000	496,282	3,637,393
School 4 Classroom - HDh.Neykurendhoo	HDh. Neykurendhoo	pre-tendering	525,000	983,702	991,705
School Building (Multi Purp. Hall) - HDh.Nolhivaram	HDh. Nolhivaram	pre-tendering	900,000	1,701,539	1,692,499
Const. of 12 classroom - HDh.Kumundhoo	HDh. Kumundhoo	pre-tendering	1,800,000	3,403,079	3,384,998
School Building (Multi Purp. Hall) - HDh.Makunudhoo	HDh. Makunudhoo	pre-tendering	900,000	1,630,642	1,727,808
School New Building - HDh.Finey	HDh. Finey	pre-tendering	1,200,000	2,268,719	2,256,666
School Building (2 Classroom) - Sh.Noomaraa	Sh. Noomaraa	pre-tendering	600,000	1,134,360	1,128,333
4 Classroom and School Multi Purpose Hall - Sh.Bileffahi	Sh. Bileffahi	pre-tendering	1,350,000	2,552,309	2,538,749
School Building (Multi Purp. Hall & Wall) - Sh.Feevah	Sh. Feevah	pre-tendering	200,000	2,410,514	2,684,069
School 8 Classroom - Sh.Goidhoo	Sh. Goidhoo	pre-tendering	1,200,000	2,268,719	2,256,666
School Building - N.Kendhikuludhoo	N. Kendhikuludhoo	pre-tendering	900,000	1,701,539	1,692,499
School Building (4 Classroom) - N.Atoll	N. Velidhoo	pre-tendering	600,000	1,134,360	1,128,333
School Building - N.Maalhendhoo	N. Maalhendhoo	pre-tendering	1,350,000	2,552,309	2,538,749
4 Classroom and Multi Purpose Hall - N.Maafaru	N. Maafaru	pre-tendering	1,350,000	2,392,790	2,618,192
School Building (4 Classroom) - N.Fohdhoo	N. Fohdhoo	pre-tendering	420,000	794,052	789,833

Office Project Name	Island	Status	2022	2023	2024
			Estimate	Estimate	Estimate
4 Classroom and Multi Purpose Hall - N.Landhoo	N. Landhoo	pre-tendering	200,000	1,350,000	3,710,244
School 3 Storey Building (12 Class Room) - R.Hulhudhuffaaruu	R. Hulhudhuffaaruu	pre-tendering	1,800,000	3,265,084	3,259,853
Upgrading Of Teacher Accommodation Block - R.Hulhudhuffaaruu	R. Hulhudhuffaaruu	pre-tendering	200,000	283,590	2,249,260
School 8 Classroom Building - R.Ungoofaaruu	R. Ungoofaaruu	pre-tendering	1,200,000	2,268,719	2,256,666
School 2 Storey Building - R.Vaadhoo	R. Vaadhoo	pre-tendering	200,000	283,590	2,249,260
School 2 Storey Building - R.Maakurathu	R. Maakurathu	pre-tendering	600,000	1,063,462	1,163,641
School 2 Storey Building - R.Atoll	R. Meedhoo	pre-tendering	900,000	1,701,539	1,692,499
School 3 Storey Building - R.Fainu	R. Fainu	pre-tendering	2,250,000	3,456,252	4,628,467
School Building (4 Class, Staff & Hall) - B.Kihaadhoo	B. Kihaadhoo	pre-tendering	600,000	1,134,360	1,128,333
School Building (Office) - B.Fulhadhoo	B. Fulhadhoo	pre-tendering	600,000	1,134,360	1,128,333
School Multi Purpose Hall - B.Thulhaadhoo	B. Thulhaadhoo	pre-tendering	200,000	354,487	2,711,971
School 8 Classroom & 2 Storey Building - Lh.Olhuveifushi	Lh. Olhuveifushi	pre-tendering	200,000	1,205,257	2,288,271
School Building (Office) - HDh.Atoll	HDh. Kulhudhuffushi	pre-tendering	900,000	1,701,539	1,692,499
Jalaaludhin School Building (8 Classroom)	HDh. Kulhudhuffushi	pre-tendering	1,200,000	2,268,719	2,256,666
4 Classroom and School Multi Purpose Hall - K.Himmafushi	K. Himmafushi	pre-tendering	200,000	478,558	4,144,239
School Building - K.Maafushi	K. Maafushi	pre-tendering	200,000	500,573	4,438,115
School Building (8 Class Room) - K.Guraidhoo	K. Guraidhoo	pre-tendering	200,000	496,282	3,637,393
School Building (6 Class & Hall) - K.Gulhi	K. Gulhi	pre-tendering	825,000	1,559,744	1,551,458
School Building (12 Classroom) - AA.Ukulhas	AA. Ukulhas	pre-tendering	1,350,000	2,552,309	2,538,749

Office Project Name	Island	Status	2022	2023	2024
			Estimate	Estimate	Estimate
School 3 Storey Building (12 Class & Hall) - AA.Mathiveri	AA. Mathiveri	pre-tendering	2,250,000	4,253,848	4,231,248
School New Building (Class, AV Room & Hall) - ADh.Atoll	ADh. Maamingili	pre-tendering	200,000	567,180	4,100,104
Muhyiddin School Multi Purpose Hall - Villimale'	Villimale'	pre-tendering	900,000	1,666,091	1,710,153
School Building (Multi Purp. Hall) - V.Fulidhoo	V. Fulidhoo	pre-tendering	900,000	1,701,539	1,692,499
Hafiz Ahmed School 3 Storey Building (16 Classroom)	Fuvahmulah City	pre-tendering	2,400,000	4,537,438	4,513,332
School Building (12 Classroom) - Gn.Atoll	Fuvahmulah City	pre-tendering	1,350,000	2,552,309	2,538,749
School 3 Storey Building & Multi Purpose Hall - TH.Hirilandhoo	Th. Hirilandhoo	pre-tendering	1,350,000	2,552,309	2,538,749
School 3 Storey Building & Wall - Th.Omadhoo	Th. Omadhoo	pre-tendering	1,350,000	2,552,309	2,538,749
Finishing School 2 Storey Building - Th.Vilufushi	Th. Vilufushi	pre-tendering	600,000	1,134,360	1,128,333
School Building (Multi Purp. Hall) - Th.Madifushi	Th. Madifushi	pre-tendering	200,000	354,487	2,711,971
School Building (6 Class, Counseling & Health) - Th.Atoll	Th. Guraidhoo	pre-tendering	200,000	425,385	3,174,682
School Building (3 Classroom) - L.Kunahandhoo	L. Kunahandhoo	pre-tendering	200,000	274,728	2,191,421
School Building (Multi Purp. Hall) - GA.Atoll	GA. Kolamaafushi	pre-tendering	900,000	1,591,536	1,592,739
School 2 Classroom, Lab and ICT Building - GDh.Hoandehdhoo	GDh. Hoandehdhoo	pre-tendering	750,000	1,417,949	1,410,416
Nooraanee School 12 Classroom Building - S.Hithadhoo	S. Hithadhoo	pre-tendering	1,350,000	2,499,136	2,565,230
School Building (12 Classroom) - S.Hithadhoo	S. Hithadhoo	pre-tendering	1,350,000	2,499,136	2,565,230
School Blding (2 Class, Health, Counc. & Godown) - S.Feydhoo	S. Feydhoo	pre-tendering	562,500	1,041,307	1,068,846



Office Project Name	Island	Status	2022	2023	2024
			Estimate	Estimate	Estimate
<b>1129 Ministry of Higher Education</b>			<b>36,280,914</b>	<b>62,352,675</b>	<b>63,835,545</b>
Estab. Of State of Art TIVET Institution - Male	Hulhumale'	pre-tendering	300,000	15,482,951	9,446,670
Estab. Of Junior College - HA.Dhithoo	HA. Dhithdhoo	pre-tendering	9,459,377	8,941,946	9,421,906
Estab. Of Junior College - N.Kendhikuldhoo	N. Kendhikuldhoo	pre-tendering	7,157,617	6,481,208	6,974,221
Estab. Of State of Art TIVET Institution - R.Alifushi	R. Alifushi	pre-tendering	200,000	4,468,998	9,567,151
Estab. Of State of Art TIVET Institution - Kulhudhuffushi	HDh. Kulhudhuffushi	pre-tendering	9,481,960	8,963,293	9,444,399
Devel. Of Polytechnic Building - K.Thulusdhoo	K. Thulusdhoo	pre-tendering	200,000	9,050,986	9,536,799
Estab. Of State of Art TIVET Institution - Fuvamulaku	Fuvahmulah City	pre-tendering	9,481,960	8,963,293	9,444,399
<b>1130 Maldives National University</b>			<b>2,965,000</b>	<b>20,882,377</b>	<b>31,284,993</b>
Estab. Of ICT Faculty Building - Fuvamulaku	Fuvahmulah City	pre-tendering	1,665,000	2,963,625	2,964,055
Estab. A Tourism Training Facility - L.Atoll	L. Gan	pre-tendering	500,000	5,731,476	12,475,386
MNU Campus (Extension) - GDh. Thinaadhoo	GDh. Thinaadhoo	pre-tendering	200,000	3,598,047	6,699,333
MNU Campus (Student Accomodation Block) - GDh. Thinaadhoo	GDh. Thinaadhoo	pre-tendering	200,000	5,990,837	5,881,192
MNU Campus (Staff Accomodation Block) - GDh. Thinaadhoo	GDh. Thinaadhoo	pre-tendering	200,000	2,454,825	2,412,991
MNU Green House Building - S.Hithadhoo	S. Hithadhoo	pre-tendering	200,000	143,567	852,036
<b>1163 Ministry of Health</b>			<b>265,477,116</b>	<b>452,284,241</b>	<b>398,606,013</b>
Upgrading Health Centre - Adh.Dhangethi	ADh. Dhangethi	on-going	555,078	-	-
Health Centre New Building - Th.Kandoodhoo	Th. Kandoodhoo	on-going	1,465,011	4,000,000	2,000,000
Health Centre Building - Th.Kinbidhoo	Th. Kinbidhoo	on-going	1,718,631	5,000,000	2,000,000

Office Project Name	Island	Status	2022	2023	2024
			Estimate	Estimate	Estimate
Upgrading Health Centre (Laboratory) - GA.Nilandhoo	GA. Nilandhoo	on-going	334,573	33,881	-
Health Centre Extension - HA. Vashafaru	HA. Vashafaru	retention	169,849	-	-
Health Centre Extension - HA. Maarandhoo	HA. Maarandhoo	retention	156,752	-	-
Health Centre Extension - HA. Filladhoo	HA. Filladhoo	retention	174,052	-	-
Health Centre Extension - HDh. Vaikaradhoo	HDh. Vaikaradhoo	retention	193,730	-	-
Upgrading Health Centre (Boundary Wall) - HDh. Finey	HDh. Finey	retention	77,545	-	-
Health Centre New Building - N. Holhudhoo	N. Holhudhoo	retention	145,704	-	-
Ext. of N. Atoll Hospital - N. Manadhoo	N. Manadhoo	retention	388,222	-	-
Health Centre Extension - R. Hulhudhuffaaruu	R. Hulhudhuffaaruu	retention	168,133	-	-
Estab. Of Lab in Health Centre - R. Angolhitheemu	R. Angolhitheemu	retention	169,992	-	-
Dev. of New Tertiary Hospital - R. Ungoofaaru	R. Ungoofaaru	retention	3,858,795	-	-
Upgrading of Hospital - R. Ungoofaaru	R. Ungoofaaru	retention	242,432	-	-
Upgr. Health Centre (Store, Garage & Laundry) - R. Vaadhoo	R. Vaadhoo	retention	317,524	-	-
Extension of Health Centre - R. Maakurathu	R. Maakurathu	retention	130,498	-	-
Atoll Hospital Extension - B. Eydhafushi	B. Eydhafushi	retention	239,677	-	-
Construction of emergency medical service centre	B. Dharavandhoo	retention	422,515	-	-
Upgrading of Tertiary Hospital - Kulhudhuffushi	HDh. Kulhudhuffushi	retention	2,230,950	-	-
Health Centre Extension - AA. Feridhoo	AA. Feridhoo	retention	281,386	-	-
Upgrading Of Hospital - ADh. Mahibadhoo	ADh. Mahibadhoo	retention	95,195	-	-

Office Project Name	Island	Status	2022	2023	2024
			Estimate	Estimate	Estimate
Upgrading Health Centre - Adh.Mandhoo	ADh. Mandhoo	retention	110,946	-	-
Purch. Lab Equipment. - ADh.Dhigurah	ADh. Dhigurah	retention	153,154	-	-
Health Centre Extension - M.Mulah	M. Mulah	retention	225,482	-	-
Upgrading Health Centre (Laboratory) - L.Maamendhoo	L. Maamendhoo	retention	168,990	-	-
Health Centre Building - GA.Nilandhoo	GA. Nilandhoo	retention	144,877	-	-
Upgrading Health Centre - GA.Maamendhoo	GA. Maamendhoo	retention	158,126	-	-
Upgr. Health Centre & Lab -GDh.Madaveli	GDh. Madaveli	retention	309,669	-	-
Tertiary Hospital -GDh.Thinadhoo	GDh. Thinadhoo	retention	1,965,065	-	-
Upgrading Health Centre - S.Hulhudhoo	S. Hulhudhoo	retention	292,523	-	-
Construction of E.M.S Call Centre - Hulhumale	Male' City	new	3,628,530	6,860,096	6,823,649
Hospital New Building - HA.Hoarafushi	HA. Hoarafushi	new	500,000	11,875,327	13,757,623
Hospital New Building - HA.Ihavandhoo	HA. Ihavandhoo	new	17,567,235	27,300,424	7,245,473
Upgrading Health Centre - HA.Utheemu	HA. Utheemu	new	1,152,884	2,179,642	2,168,061
Upgrading Health Centre - HA.Molhadhoo	HA. Molhadhoo	new	1,500,000	1,417,949	660,416
Upgrading Health Centre (Boundary Wall) - HA.Filladhoo	HA. Filladhoo	new	150,000	53,173	48,222
Hospital New Building - HA.Dhidhoo	HA. Dhidhoo	new	17,567,235	27,300,424	26,246,471
Upgrading Health Centre - SH.Narudhoo	Sh. Narudhoo	new	551,370	1,042,420	1,036,881
Upgrading Health Centre (Laboratory) - SH.Noomara	Sh. Noomaraa	new	210,000	397,026	394,916
Health Centre Extension - Sh.Lhaimagu	Sh. Lhaimagu	new	540,000	1,020,924	1,015,499

Office Project Name	Island	Status	2022	2023	2024
			Estimate	Estimate	Estimate
Upgrading Health Centre - SH. Maroshi	Sh. Maroshi	new	551,370	1,042,420	1,036,881
Extension of Health Centre - SH. Maaungoodhoo	Sh. Maaungoodhoo	new	551,370	1,042,420	1,036,881
Health Centre Extension - SH. Feevah	Sh. Feevah	new	551,370	1,042,420	1,036,881
Hospital New Building - Sh. Funadhoo	Sh. Funadhoo	new	6,000,000	10,634,621	11,636,412
Health Centre Extension - SH. Feydhoo	Sh. Feydhoo	new	551,370	1,042,420	1,036,881
Health Centre Extension - Sh. Foakaidhoo	Sh. Foakaidhoo	new	551,370	1,042,420	1,036,881
Extension of Health Centre - N. Henbadhoo	N. Henbadhoo	new	551,370	1,042,420	1,036,881
Health Centre Extension - N. Kudafani	N. Kudafani	new	888,770	1,680,308	1,671,381
Construction Of Portico And Garage For Health Centres	Multiple Islands	new	1,211,250	2,289,988	2,277,822
Hospital New Building - N. Kendhikuludhoo	N. Kendhikuludhoo	new	17,567,235	27,300,424	7,245,473
N. Atoll Hospital New Building - N. Manadhoo	N. Manadhoo	new	17,567,235	27,300,424	26,246,471
Upgrading Health Centre - N. Maalhendhoo	N. Maalhendhoo	new	750,000	1,417,949	1,410,416
Extension of Health Centre - N. Miladhoo	N. Miladhoo	new	551,370	1,042,420	1,036,881
Health Centre Extension - N. Fohdhoo	N. Fohdhoo	new	315,758	634,282	575,218
Health Centre Extension - N. Landhoo	N. Landhoo	new	551,370	1,042,420	1,036,881
Health Centre Extension - B. Kendhoo	B. Kendhoo	new	551,370	1,042,420	1,036,881
Hospital New Building - LH. Hinnavaru	Lh. Hinnavaru	new	17,567,235	27,300,424	7,245,473
Establishing Zone 2 Management Office With Warehouse	Lh. Hinnavaru	new	2,000,000	5,147,157	5,479,629
Health Centre Extension - LH. Olhuvelifushi	Lh. Olhuvelifushi	new	299,348	565,946	562,939

Office	Project Name	Island	Status	2022	2023	2024
				Estimate	Estimate	Estimate
	Upgrading Health Centre - K.Kaashidhoo	K. Kaashidhoo	new	1,152,884	2,179,642	2,168,061
	Establishing Zone 3 Management Centre - AA.Ukulhas	AA. Ukulhas	new	2,000,000	5,147,157	5,479,629
	Health Centre Extension - AA.Mathiveri	AA. Mathiveri	new	551,370	1,042,420	1,036,881
	Extension of Health Centre - AA.Maalhohos	AA. Maalhohos	new	551,370	1,042,420	1,036,881
	Upgrading Health Centre - Adh.Omadhoo	ADh. Omadhoo	new	330,000	623,898	620,583
	Upgrading Health Centre (Boundary Wall) - V.Rakeedhoo	V. Rakeedhoo	new	100,000	200,000	-
	Health Centre New Building - V.Keyodhoo	V. Keyodhoo	new	2,250,000	4,253,848	4,231,248
	Health Centre New Building - M.Naalaafushi	M. Naalaafushi	new	2,677,568	5,062,207	5,035,312
	Upgrading Health Centre (Boundary Wall) - M.Madduvvari	M. Madduvvari	new	150,000	53,173	48,222
	Regional Hospital Extension - M.Muli	M. Muli	new	622,568	1,177,026	1,170,772
	Health Centre Extension - M.Dhiggaru	M. Dhiggaru	new	732,797	1,385,425	1,378,064
	Upgrading F.Atoll Hospital - F.Nilandhoo	F. Nilandhoo	new	3,498,345	6,613,969	6,578,829
	Health Centre Extension - F.Magoodhoo	F. Magoodhoo	new	551,370	1,042,420	1,036,881
	DH.Atoll Hospital New Building - DH.Kudahuvadhoo	Dh. Kudahuvadhoo	new	17,567,235	27,300,424	26,246,471
	Upgrading Health Centre - TH.Dhiyamingili	Th. Dhiyamingili	new	1,152,884	2,179,642	2,168,061
	Upgrading Health Centre - TH.Guraidhoo	Th. Guraidhoo	new	450,000	850,770	846,249
	GA.Atoll Hospital New Building - GA.Villingili	GA. Villingili	new	17,567,235	27,300,424	26,246,471
	Upgrading Health Centre (Laboratory) - GA.Maamendhoo	GA. Maamendhoo	new	210,000	397,026	394,916
	Health Centre Extension - GA.Gemanafushi	GA. Gemanafushi	new	551,370	1,042,420	1,036,881

Office Project Name	Island	Status	2022	2023	2024
			Estimate	Estimate	Estimate
Upgrading of Sh.Atoll Hospital	Sh. Funadhoo	awarded	1,139,290	683,238	2,874,937
Health Centre Extension - GDh. Fiyoari	GDh. Fiyoaree	awarded	691,790	1,037,685	2,583,936
Const. ER and 10 Consultation Room	HDh. Kulhudhuffushi	tendering	6,066,629	11,469,565	11,408,628
Health Centre Upgrade & Boundary Wall - Th. Thimarafushi	Th. Thimarafushi	tendering	1,500,000	5,795,869	5,256,162
Upgrading of Health Centre - HA. Kelaa	HA. Kelaa	pre-tendering	6,114,168	11,526,566	11,468,214
Health Centre Extension - HDh. Makunadhoo	HDh. Makunadhoo	pre-tendering	6,114,168	11,559,441	11,498,027
Health Centre New Building - Sh. Kandithemu	Sh. Kandithemu	pre-tendering	6,114,168	11,559,441	11,498,027
Health Centre New Building - Sh. Goidhoo	Sh. Goidhoo	pre-tendering	6,114,168	11,559,441	11,498,027
Health Centre Extension - N. Maafaru	N. Maafaru	pre-tendering	6,114,168	11,559,441	11,498,027
Health Centre New Building - R. Inguraidhoo	R. Inguraidhoo	pre-tendering	6,114,168	11,559,441	11,498,027
Upgrading Health Centre - R. Meedhoo	R. Meedhoo	pre-tendering	6,000,000	11,343,596	11,283,328
Health Centre Extension - B. Thulhaadhoo	B. Thulhaadhoo	pre-tendering	1,713,750	3,240,015	3,222,800
Estab. Of Dhamanaveshi - HDh. Kulhudhuffushi	HDh. Kulhudhuffushi	pre-tendering	200,000	1,260,224	11,076,039
Health Centre New Building - K. Gaafaru	K. Gaafaru	pre-tendering	5,955,135	11,258,774	11,198,957
Health Centre New Building - K. Guraidhoo	K. Guraidhoo	pre-tendering	3,057,084	5,779,721	5,749,013
Health Centre Extension - AA. Ukulhas	AA. Ukulhas	pre-tendering	5,958,105	11,139,260	11,091,065
Health Centre New Building - AA. Thoddoo	AA. Thoddoo	pre-tendering	6,114,168	11,449,438	11,398,267
Upgrading MBS Building	Male' City	pre-tendering	200,000	2,410,514	3,680,107
Health Centre New Building - F. Feeali	F. Feeali	pre-tendering	5,955,135	11,258,774	11,198,957

Office Project Name	Island	Status	2022	2023	2024
			Estimate	Estimate	Estimate
Health Centre Extension - GA,Dhehavadhoo	GA, Dhehavadhoo	pre-tendering	973,785	1,841,037	1,831,256
Health Centre New Building - S.Hulhumeedhoo	S. Hulhumeedhoo	pre-tendering	1,038,750	1,963,860	1,953,426
<b>1192 National Drug Agency</b>			<b>10,558,397</b>	<b>16,327,601</b>	<b>20,046,705</b>
Estab. Of Drug Offenders Remand Centre - K.Himmafushi	K. Himmafushi	on-going	1,254,647	3,109,210	373,515
Southern Regional Drug Rehabilitation Centre	S. Hithadhoo	new	1,905,000	3,601,592	3,582,457
Estab. Of NDA Wellness Centre	Hulhumale'	pre-tendering	7,398,750	9,616,799	16,090,733
<b>1166 Indira Gandhi Memorial Hospital</b>			<b>3,433,856</b>	<b>5,405,488</b>	<b>5,376,770</b>
Upgrading IGMH Backhouse	Male' City	retention	135,645	-	-
Upgrading IGMH Laundry	Male' City	retention	79,771	-	-
IGMH OBG Consultation / RHC	Male' City	retention	146,374	-	-
Upgrading IGMH CSSD	Male' City	retention	138,558	-	-
Estab. Mental Health Ward	Male' City	retention	74,368	-	-
Upgrading Blood Bank	Male' City	new	293,705	555,279	552,329
Estab. Of Oncology Ward at IGMH	Male' City	new	606,180	1,146,043	1,139,955
Estab. Of Transplant Ward at IGMH	Male' City	new	419,640	793,371	789,156
Estab. Of Pulmonology Ward at IGMH	Male' City	new	1,239,480	2,343,360	2,330,910
Relocation Of IGMH Phlebotomy To Ground Floor	Male' City	new	300,135	567,435	564,420

Office Project Name	Island	Status	2022 Estimate	2023 Estimate	2024 Estimate
<b>1188 Hulhumale Hospital</b>			<b>3,066,915</b>	<b>5,556,759</b>	<b>747,029</b>
Finishing of 6 Storey Building	Hulhumale'	on-going	1,951,673	4,370,940	498,019
Ophthalmic & General Operation Theatre	Hulhumale'	on-going	1,115,242	1,185,819	249,010
<b>1167 Kulhudhuffushi Regional Hospital</b>			<b>5,762,938</b>	<b>12,289,014</b>	<b>12,542,269</b>
Upgrading Health Centre - HDh. Nelliidhoo	HDh. Nelliidhoo	new	551,370	1,042,420	1,036,881
Establishing Zone 1 Management Office With Warehouse	HDh. Noliivaranfaru	new	2,000,000	5,147,157	5,479,629
Health Centre New Building - HDh. Kumundhoo	HDh. Kumundhoo	new	2,977,568	5,629,387	5,599,479
Extension Of Physiotherapy Building	HDh. Kulhudhuffushi	new	234,000	470,050	426,280
<b>1168 Ungoofaaruu Regional Hospital</b>			<b>2,500,000</b>	<b>4,314,309</b>	<b>841,439</b>
Estab. Mental Service Unit - R. Ungoofaaruu	R. Ungoofaaruu	new	1,000,000	2,896,360	181,023
Upgrading Health Centre - R. Dhuvaafaru	R. Dhuvaafaru	new	1,500,000	1,417,949	660,416
<b>1172 Gan Regional Hospital</b>			<b>2,097,768</b>	<b>4,971,799</b>	<b>2,245,435</b>
Estab. Mental Service Unit - L.Gan	L. Gan	new	1,000,000	2,896,360	181,023
Extension of Water Storage - L.Gan	L. Gan	new	30,000	56,718	56,417
Estab. Medical Store Cold Storeroom - L.Gan	L. Gan	new	330,000	623,898	620,583
Estab. Medical Store Warehouse - L.Gan	L. Gan	new	270,000	510,462	507,750
Estab. Of PCR Lab - L.Gan	L. Gan	new	467,768	884,361	879,662



Office Project Name	Island	Status	2022	2023	2024
			Estimate	Estimate	Estimate
<b>1169 Addu Equatorial Hospital</b>			<b>3,594,171</b>	<b>11,186,228</b>	<b>1,610,126</b>
Estab. Of Cath Lab, Pvt Rooms and Hyperbaric Chamber	S. Hithadhoo	on-going	3,252,936	10,541,089	968,415
Estab. Of Medical Waste Management Centre	S. Hithadhoo	new	341,235	645,139	641,711
<b>1202 Ministry of Economic Development</b>			<b>3,000,000</b>	<b>4,608,336</b>	<b>6,171,289</b>
Estab. Of Expat Accomodation Facility - Hulhumale	Hulhumale'	pre-tendering	3,000,000	4,608,336	6,171,289
<b>1530 Ministry of Transport &amp; Civil Aviation</b>			<b>1,672,863</b>	-	-
Estab. Of Mini Bus Service - Male City	Male City	on-going	1,672,863	-	-
<b>1215 Ministry of Youth, Sports &amp; Community Empowerment</b>			<b>115,579,606</b>	<b>151,296,532</b>	<b>143,613,997</b>
Estab. Of Football Ground - HA.Baarah	HA. Baarah	on-going	111,524	20,328	-
Devel. Of Outdoor Gym - HA. Baarah	HA. Baarah	on-going	3,613	-	-
Devel. Of Football Ground Stands - HA.Kelaa	HA. Kelaa	on-going	418,216	65,566	-
Dev. of Football Ground - HA.Maarandhoo	HA. Maarandhoo	on-going	562,667	95,126	34,677
Estab. Of Football Ground - HA. Muraidhoo	HA. Muraidhoo	on-going	1,122,759	92,465	-
Estab. Of Outdoor Gym - HA.Thakandhoo	HA. Thakandhoo	on-going	3,613	-	-
Devel. Of Football Ground - HDh.Hanimaadhoo	HDh. Hanimaadhoo	on-going	517,508	115,471	-
Devel. Of Football Ground - HDh.Neykurendhoo	HDh. Neykurendhoo	on-going	1,359,218	97,417	-
FootballGround Boundary Wall-HDh.Kurinbi	HDh. Kurinbi	on-going	35,915	21,822	-
Estab. Of Outdoor Gym - HDh.Kumundhoo	HDh. Kumundhoo	on-going	3,613	-	-

Office Project Name	Island	Status	2022	2023	2024
			Estimate	Estimate	Estimate
Estab. Of Outdoor Gym - HDh.Vaikaradhoo	HDh. Vaikaradhoo	on-going	3,613	-	-
Devel. Of Outdoor Gym - Sh. Kanditheemu	Sh. Kanditheemu	on-going	3,596	-	-
Estab. Of Football Ground - Sh.Kanditheemu	Sh. Kanditheemu	on-going	1,171,004	499,738	-
Devel. Of Football Ground - Sh.Milandhoo	Sh. Milandhoo	on-going	91,988	-	-
Estab. Of Turf Football Ground - Sh.Feevah	Sh. Feevah	on-going	710,967	1,126,528	-
Devel. Of Football Ground - Sh.Funadhoo	Sh. Funadhoo	on-going	437,054	-	-
Devel. Of Outdoor Gym - Sh. Foakaidhoo	Sh. Foakaidhoo	on-going	3,596	-	-
Devel. Of Football Ground - Sh.Foakaidhoo	Sh. Foakaidhoo	on-going	94,212	-	-
Devel. Of Outdoor Gym - N. Henbadhoo	N. Henbadhoo	on-going	3,591	-	-
Estab. Of Surf Track - N. Lhohi	N. Lhohi	on-going	83,643	-	-
Devel. Of Outdoor Gym - N. Kudafari	N. Kudafari	on-going	3,591	-	-
Devel. Of Outdoor Gym - N. Velidhoo	N. Velidhoo	on-going	3,591	-	-
Estab. Of Outdoor Gym - N.Manadhoo	N. Manadhoo	on-going	3,591	-	-
Devel. Of Football Ground - N.Manadhoo	N. Manadhoo	on-going	318,911	896,891	-
Estab. Of Outdoor Gym - N.Maalhendhoo	N. Maalhendhoo	on-going	3,591	-	-
Estab. Of Outdoor Gym - N.Maafaru	N. Maafaru	on-going	3,591	-	-
Estab. Of Outdoor Gym - R.Hulhudhuffaar	R. Hulhudhuffaar	on-going	3,582	-	-
Devel. Of Outdoor Gym - R. Innamaadhoo	R. Innamaadhoo	on-going	3,582	-	-
Devel. Of Outdoor Gym - R. Inguraidhoo	R. Inguraidhoo	on-going	3,582	-	-

Office Project Name	Island	Status	2022	2023	2024
			Estimate	Estimate	Estimate
Devel. Of Outdoor Gym - R. Fainu	R. Fainu	on-going	3,582	-	-
Devel. Of Football Ground Stadium - R.Dhuvaafaru	R. Dhuvaafaru	on-going	301,854	-	-
Devel. Turf ground and handball court - B.Kendhoo	B. Kendhoo	on-going	1,919,432	59,291	-
Devel. Of Football Ground - B.Dharavandhoo	B. Dharavandhoo	on-going	1,917,516	59,291	-
Devel. Of Football Ground - B.Thulhaadhoo	B. Thulhaadhoo	on-going	746,512	338,805	199,208
Devel. Of Outdoor Gym - B. Goidhoo	B. Goidhoo	on-going	3,582	-	-
Upg. of Football Ground - Lh. Kurendhoo	Lh. Kurendhoo	on-going	501,859	-	-
Estab. Of Football Ground - K.Kaashidhoo	K. Kaashidhoo	on-going	1,901,222	59,291	-
Devel. Of Outdoor Gym - K. Dhiffushi	K. Dhiffushi	on-going	3,500	-	-
Devel. Of Football Ground - K.Dhiffushi	K. Dhiffushi	on-going	1,906,643	59,291	-
Estab. Of Outdoor Gym - K.Thulusdhoo	K. Thulusdhoo	on-going	3,447	-	-
Estab. Of Football Ground - AA.Himandhoo	AA. Himandhoo	on-going	683,086	59,291	-
Estab. Football Ground - AA.Bodufulhadhoo	AA. Bodufulhadhoo	on-going	776,585	1,076,730	-
Estab. Lighting at Football Ground - AA.Ukulhas	AA. Ukulhas	on-going	338,227	194,873	-
Devel. Of Football Ground - AA.Thoddoo	AA. Thoddoo	on-going	1,914,571	59,291	-
Estab. Of Futsal Ground - Adh.Kunburudhoo	Adh. Kunburudhoo	on-going	41,822	-	-
Devel. Of Football Ground - Adh.Maamigili	Adh. Maamigili	on-going	562,004	-	-
Dev. Of Volley Court - V. Keyodhoo	V. Keyodhoo	on-going	446,097	-	-
Devel. Of Football Ground - V.Keyodhoo	V. Keyodhoo	on-going	560,948	1,404,074	-

Office Project Name	Island	Status	2022	2023	2024
			Estimate	Estimate	Estimate
Development Of Youth Centre - K.Male	Male' City	on-going	306,750	69,101	-
Estab. Of Outdoor Gym - M.Naalaafushi	M. Naalaafushi	on-going	4,226	-	-
Devel. Of Football Ground - M.Dhiggaru	M. Dhiggaru	on-going	1,597,279	53,550	-
Devel. Of Football Ground - Fuvamulah Dhoodigan	Fuvahmulah City	on-going	1,458,335	-	-
Estab. Of Surf Track - Fuvahmulah City	Fuvahmulah City	on-going	83,643	-	-
Dev. Of Volley Court - F. Magoodhoo	F. Magoodhoo	on-going	36,245	-	-
Devel. Of Outdoor Gym - F. Feeali	F. Feeali	on-going	4,078	-	-
Devel. Of Outdoor Gym - Dh. Meedhoo	Dh. Meedhoo	on-going	4,078	-	-
Devel. Of Outdoor Gym - Th. Hirilandhoo	Th. Hirilandhoo	on-going	4,167	-	-
Devel. Of Outdoor Gym - Th. Kandoodhoo	Th. Kandoodhoo	on-going	4,167	-	-
Devel. Of Football Ground - Th. Kandoodhoo	Th. Kandoodhoo	on-going	292,751	25,411	-
Estab. Of Outdoor Gym - Th. Kinbidhoo	Th. Kinbidhoo	on-going	6,000	-	-
Dev. of Football Ground - Th. Vilufushi	Th. Vilufushi	on-going	223,048	-	-
Devel. Of Football Ground - Th. Madifushi	Th. Madifushi	on-going	780,669	59,291	-
Devel. Of Football Ground - Th. Dhiyamigili	Th. Dhiyamigili	on-going	697,026	-	-
Devel. Of Outdoor Gym - L. Kalaidhoo	L. Kalaidhoo	on-going	8,364	-	-
Devel. Of Youth Centre - L. Kalaidhoo	L. Kalaidhoo	on-going	23,947	-	-
Devel. Of Football Ground - L. Maamendhoo	L. Maamendhoo	on-going	798,142	844,982	-
Devel. Of Outdoor Gym - GA. Kanduhulhudhoo	GA. Kanduhulhudhoo	on-going	4,285	-	-

Office Project Name		Island	Status	2022 Estimate	2023 Estimate	2024 Estimate
Devel. Of Football Ground - GA.Villingili		GA. Villingili	on-going	1,032,030	-	-
Devel. Of Badminton Court - GA.Dhaandhoo		GA. Dhaandhoo	on-going	278,811	-	-
Estab. Of Outdoor Gym - GA.Dhaandhoo		GA. Dhaandhoo	on-going	4,285	-	-
Devel. Of Football Ground - GA.Dhaandhoo		GA. Dhaandhoo	on-going	1,307,020	99,266	-
Devel. Of Football Ground - GA.Dhehvadhoo		GA. Dhehvadhoo	on-going	1,294,124	98,288	-
Devel. Of Outdoor Gym - GDh. Hoandeddhoo		GDh. Hoandeddhoo	on-going	4,285	-	-
Devel. Of Youth Centre - GDh.Nadellaa		GDh. Nadellaa	on-going	501,859	918,840	-
Estab. Of Surf Track - GDh. Vaadhoo		GDh. Vaadhoo	on-going	83,643	-	-
Dev. Of Social Centre - GDh.Fiyoaree		GDh. Fiyoaree	on-going	501,859	880,894	-
Estab. Of Outdoor Gym - GDh. Thinadhoo		GDh. Thinadhoo	on-going	4,285	-	-
Estab. Of Football Ground - GDh.Gaddhoo		GDh. Gaddhoo	on-going	822,491	59,291	-
Devel. Of Football Ground - S.Hithadhoo		S. Hithadhoo	on-going	1,055,768	184,985	-
Football Ground Turfing - S. Maradhoo		S. Maradhoo	on-going	1,034,065	-	-
Devel. Of Indoor Volley Court - S.Maradhoofeydhoo		S. Maradhoofeydhoo	on-going	334,573	-	-
Devel. Of Football Ground - HA.Hoarafushi		HA. Hoarafushi	retention	304,566	-	-
Developing Sub base - HA.Ihavandhoo		HA. Ihavandhoo	retention	116,055	-	-
Turfing Football Stadium - HA.Ihavandhoo		HA. Ihavandhoo	retention	178,065	-	-
Devel. Of Football Ground - HA.Dhiidhoo		HA. Dhiidhoo	retention	215,697	-	-
Developing Sub base - HA.Thuraakunu		HA. Thuraakunu	retention	213,387	-	-

Office Project Name	Island	Status	2022 Estimate	2023 Estimate	2024 Estimate
Devel. Of Football Ground - HDh. Nellaidhoo	HDh. Nellaidhoo	retention	369,859	-	-
Devel. Of Football Ground - HDh. Noliivaram	HDh. Noliivaram	retention	178,065	-	-
Devel. Of Football Ground - N. Kudafari	N. Kudafari	retention	143,830	-	-
Devel. Of Football Ground - N. Velidhoo	N. Velidhoo	retention	139,934	-	-
Devel. Of Football Ground - N. Maafaru	N. Maafaru	retention	291,116	-	-
Estab. Of Surf Track - R. Rasmaadhoo	R. Rasmaadhoo	retention	20,000	-	-
Devel. Of Football Ground - R. Alifushi	R. Alifushi	retention	657,914	-	-
Dev. of Football Ground - R. Maakurathu	R. Maakurathu	retention	144,869	-	-
Dev. of Football Ground - R. Meedhoo	R. Meedhoo	retention	433,776	-	-
Upgr. of Football Ground - Lh. Hinnavaru	Lh. Hinnavaru	retention	389,488	-	-
Devel. Of Football Ground - Lh. Olhuvelifushi	Lh. Olhuvelifushi	retention	231,392	-	-
Devel. Of Football Ground - Kulhudhuffushi	HDh. Kulhudhuffushi	retention	220,412	-	-
Devel. Of Football Ground - K. Maafushi	K. Maafushi	retention	129,934	-	-
Developing Sub base - K. Guraidhoo	K. Guraidhoo	retention	78,842	-	-
Turfing Football Ground - K. Guraidhoo	K. Guraidhoo	retention	129,934	-	-
Developing Sub base - K. Gulhi	K. Gulhi	retention	46,816	-	-
Turfing Football Ground - K. Gulhi	K. Gulhi	retention	134,550	-	-
Estab. Of Futsal Ground - AA. Rasdhoo	AA. Rasdhoo	retention	259,111	-	-
Recla & Dev. Football Ground - Fenfushi	ADh. Fenfushi	retention	316,412	-	-

Office Project Name	Island	Status	2022	2023	2024
			Estimate	Estimate	Estimate
Devel. Of Football Ground - Villimale	Villimale'	retention	28,830	-	-
Estab. Of Synthetic Track - K.Male	Male' City	retention	417,056	-	-
Devel. Of Football Ground - Dh.Kudahuvadhoo	Dh. Kudahuvadhoo	retention	255,657	-	-
Install. Lighting System at Stadium - Dh.Meedhoo	Dh. Meedhoo	retention	91,416	-	-
Estab. Of Futsal Ground - Th.Kinbidhoo	Th. Kinbidhoo	retention	45,587	-	-
Devel. Of Football Ground - Th.Thimarafushi	Th. Thimarafushi	retention	236,952	-	-
Devel. Of Outdoor Gym - L.Dhanbidhoo	L. Dhanbidhoo	retention	15,000	-	-
Upgrading Zone Stadium - L.Gan	L. Gan	retention	212,000	-	-
Sports Arena Indo Complex - GD.Thinadhoo	GDh. Thinadhoo	retention	21,454	-	-
Devel. Of Football Ground - GDh.Thinadhoo	GDh. Thinadhoo	retention	345,815	-	-
Devel. Of Football Ground - S.Hulhudhoo	S. Hulhudhoo	retention	303,028	-	-
Stadium (FootballGround&Track)-S.Feydhoo	S. Feydhoo	retention	414,074	-	-
Dev. Of Volley Court - HA.Hoarafushi	HA. Hoarafushi	new	180,000	361,577	327,907
Estab. Of Swimming Track - HA.Hoarafushi	HA. Hoarafushi	new	350,000	111,664	118,696
Upgrading Of Football Ground - HA.Baarah	HA. Baarah	new	500,000	1,000,000	100,000
Devel. Of Childrens Park - HA.Kelaa	HA. Kelaa	new	75,000	26,587	24,111
Estab. Football Ground - HA.Utheem	HA. Utheemu	new	1,050,000	1,985,129	1,974,583
Repairing Futsal Ground Boundary Wall & Fence - HA.Maandhoo	HA. Maandhoo	new	75,000	141,795	141,042
Estab. Lighting at Football Ground - HDh.Hanimaadhoo	HDh. Hanimaadhoo	new	345,000	652,257	648,791

Office Project Name	Island	Status	2022	2023	2024
			Estimate	Estimate	Estimate
Estab. Of Futsal Ground - HDh. Hanimaadhoo	HDh. Hanimaadhoo	new	195,000	368,667	366,708
Estab. Football Ground - HDh. Hirimaradhoo	HDh. Hirimaradhoo	new	1,050,000	1,985,129	1,974,583
Estab. Football Ground - HDh. Naivaadhoo	HDh. Naivaadhoo	new	1,050,000	1,985,129	1,974,583
Estab. Lighting at Football Ground - HDh. Nohivaram	HDh. Nohivaram	new	345,000	652,257	648,791
Estab. Of Indoor Volley Court - HDh. Vaikaradhoo	HDh. Vaikaradhoo	new	180,000	361,577	327,907
Devel. Of Childrens Park - Sh. Narudhoo	Sh. Narudhoo	new	75,000	26,587	24,111
Devel. Of Outdoor Gym - SH. Lhaimagu	Sh. Lhaimagu	new	125,000	39,880	42,391
Devel. Of Childrens Park - Sh. Kanditheemu	Sh. Kanditheemu	new	75,000	26,587	24,111
Devel. Of Football Ground - SH. Feydhoo	Sh. Feydhoo	new	1,050,000	1,985,129	1,974,583
Estab. Lighting at Football Ground - N. Holhudhoo	N. Holhudhoo	new	345,000	652,257	648,791
Estab. Of Football Ground - N. Lhohi	N. Lhohi	new	1,050,000	1,985,129	1,974,583
Repairing Futsal Ground Boundary Wall & Fence - N. Velidhoo	N. Velidhoo	new	75,000	141,795	141,042
Repairing Futsal Ground Boundary Wall & Fence - N. Manadhoo	N. Manadhoo	new	75,000	141,795	141,042
Dev. Of Volley Court - N. Maafaru	N. Maafaru	new	180,000	361,577	327,907
Developing Sub base & Turf - N. Landhoo	N. Landhoo	new	750,000	1,400,225	1,419,243
Estab. Football Ground - R. Hulhudhuffaaruu	R. Hulhudhuffaaruu	new	1,050,000	1,985,129	1,974,583
Devel. Of Outdoor Gym - R. Angolhitheemu	R. Angolhitheemu	new	125,000	39,880	42,391
Devel. Of Childrens Park - R. Inguraidhoo	R. Inguraidhoo	new	150,000	283,590	282,083
Estab. Of Football Ground - R. Ungoofaaru	R. Ungoofaaru	new	1,050,000	1,985,129	1,974,583



Office Project Name	Island	Status	2022	2023	2024
			Estimate	Estimate	Estimate
Devel. Of Outdoor Gym - R. Vaadhoo	R. Vaadhoo	new	175,000	-	-
Estab. Of Football Ground - R. Madduvvari	R. Madduvvari	new	500,000	4,300,000	1,200,000
Repairing Futsal Ground Fence - R. Maakurathu	R. Maakurathu	new	250,000	88,622	80,369
Devel. Of Childrens Park - B. Hithaadhoo	B. Hithaadhoo	new	75,000	26,587	24,111
Devel. Of Childrens Park - B. Kamadhoo	B. Kamadhoo	new	75,000	26,587	24,111
Estab. Football Ground - B. Kamadhoo	B. Kamadhoo	new	1,050,000	1,985,129	1,974,583
Dev. Of Volley Court - B. Kihaadhoo	B. Kihaadhoo	new	180,000	361,577	327,907
Estab. Of Futsal Ground - B. Eydhafushi	B. Eydhafushi	new	195,000	368,667	366,708
Devel. Of Childrens Park - B. Dharavandhoo	B. Dharavandhoo	new	75,000	26,587	24,111
Dev. Of Volley Court - B. Dharavandhoo	B. Dharavandhoo	new	180,000	361,577	327,907
Estab. Lighting & Rostrum at Football Ground - LH. Hinnavaru	Lh. Hinnavaru	new	1,020,000	1,928,411	1,918,166
Est. of Youth Centre - LH. Naifaru	Lh. Naifaru	new	682,418	1,773,541	250,000
Dev. Of Volley Court - LH. Kurendhoo	Lh. Kurendhoo	new	180,000	361,577	327,907
Repairing Futsal Ground Boundary Wall & Fence - LH. Olhuvelifushi	Lh. Olhuvelifushi	new	75,000	141,795	141,042
Repairing Futsal Ground Boundary Wall & Fence - K. Kaashidhoo	K. Kaashidhoo	new	75,000	141,795	141,042
Estab. Of Indoor Volley Court - Aa. Himandhoo	AA. Himandhoo	new	108,000	204,185	203,100
Repairing Futsal Ground Boundary Wall & Fence - AA. Himandhoo	AA. Himandhoo	new	75,000	141,795	141,042
Repairing Futsal Ground Boundary Wall & Fence - AA. Rasdhoo	AA. Rasdhoo	new	75,000	141,795	141,042
Estab. Of Outdoor Gym - AA. Bodufulhadhoo	AA. Bodufulhadhoo	new	125,000	39,880	42,391

Office Project Name	Island	Status	2022	2023	2024
			Estimate	Estimate	Estimate
Devel. Of Childrens Park - AA.Bodufolhadhoo	AA. Bodufolhadhoo	new	75,000	26,587	24,111
Devel. Of Futsal Ground with Futsal Grass - AA.Maalhoh	AA. Maalhoh	new	525,000	992,565	987,291
Devel. Of Youth Centre - AA.Maalhoh	AA. Maalhoh	new	330,000	623,898	620,583
Estab. Football Ground - AA.Feridhoo	AA. Feridhoo	new	1,050,000	1,985,129	1,974,583
Devel. Of Badminton Court - Aa. Thoddo	AA. Thoddo	new	1,000,000	2,000,000	3,000,000
Estab. Lighting at Football Ground - AA.Thoddo	AA. Thoddo	new	345,000	652,257	648,791
Estab. Football Ground - Adh.Mandhoo	Adh. Mandhoo	new	1,050,000	1,985,129	1,974,583
Estab. Of Futsal Ground - Villimale'	Villimale'	new	195,000	368,667	366,708
Devel. Of Childrens Park - V.Rakeedhoo	V. Rakeedhoo	new	75,000	26,587	24,111
Estab. Football Ground - V.Felidhoo	V. Felidhoo	new	1,050,000	1,985,129	1,974,583
Estab. Of Youth Innovation Lab - Male City	Male' City	new	1,815,000	3,431,438	3,413,207
Upgrading of Male' Kulhivaru Ekuveni	Male' City	new	1,725,000	3,261,284	3,243,957
Estab. Of Football Ground - M.Mulah	M. Mulah	new	500,000	4,300,000	1,200,000
Devel. Of Football Ground Stands - Fuvahmulah	Fuvahmulah City	new	525,000	992,565	987,291
Estab. Of Football Ground Changing Room - F.Nilandhoo	F. Nilandhoo	new	700,000	-	-
Repairing Futsal Ground Boundary Wall & Fence - F.Nilandhoo	F. Nilandhoo	new	75,000	141,795	141,042
Estab. Football Ground - F.Magoodhoo	F. Magoodhoo	new	1,050,000	1,985,129	1,974,583
Completion of Indoor Hall - F.Dharanboodhoo	F. Dharanboodhoo	new	26,250	49,628	49,365
Repairing Futsal Ground - F.Dharanboodhoo	F. Dharanboodhoo	new	300,000	-	-

Office Project Name	Island	Status	2022	2023	2024
			Estimate	Estimate	Estimate
Devel. Of Childrens Park - DH.Rinbudhoo	Dh. Rinbudhoo	new	75,000	26,587	24,111
Repairing Futsal Ground Boundary Wall & Fence - DH.Kudahuvadhoo	Dh. Kudahuvadhoo	new	75,000	141,795	141,042
Devel. Of Childrens Park - TH.Hirilandhoo	Th. Hirilandhoo	new	75,000	26,587	24,111
Devel of Futsal Ground - TH.Kandoodhoo	Th. Kandoodhoo	new	195,000	368,667	366,708
Estab. Of Handball Court - TH.Omadhoo	Th. Omadhoo	new	150,000	47,856	50,870
Devel. Of Outdoor Gym - TH.Veymandoo	Th. Veymandoo	new	125,000	39,880	42,391
Devel. Of Childrens Park - TH.Thimarafushi	Th. Thimarafushi	new	75,000	26,587	24,111
Devel. Of Childrens Park - TH.Gaadhifushi	Th. Gaadhifushi	new	75,000	26,587	24,111
Estab. Of Handball Court - L.Hithadhoo	L. Hithadhoo	new	67,500	127,615	126,938
Estab. Of Futsal Ground - L.Kunahandhoo	L. Kunahandhoo	new	195,000	368,667	366,708
Devel. Of Outdoor Gym - L.Mundoo	L. Mundoo	new	125,000	39,880	42,391
Estab. Of Futsal Ground - L.Dhanbidhoo	L. Dhanbidhoo	new	195,000	368,667	366,708
Estab. Of Futsal Ground - L.Gan	L. Gan	new	195,000	368,667	366,708
Estab. Of Indoor Complex for New Settlement - L.Gan	L. Gan	new	1,350,000	2,552,309	2,538,749
Estab. Of Indoor Volley Court - Ga.Kanduhulhudhoo	GA. Kanduhulhudhoo	new	180,000	361,577	327,907
Repairing Futsal Ground Boundary Wall & Fence - GA.Dhaandhoo	GA. Dhaandhoo	new	75,000	141,795	141,042
Est. of Youth Centre - GA.Gemanafushi	GA. Gemanafushi	new	682,418	1,773,541	250,000
Estab. Of Changing Room - S.Hithadhoo	S. Hithadhoo	new	100,000	400,000	200,000
Estab. Of Kasaba Stadium Futsal Ground - S.Hithadhoo	S. Hithadhoo	new	1,050,000	1,985,129	1,974,583

Office Project Name	Island	Status	2022	2023	2024
			Estimate	Estimate	Estimate
Devel. Of Youth Centre - S.Hulhuthoo	S. Hulhuthoo	new	841,209	1,773,541	250,000
Estab. Lighting at Football Ground - S.Maradhoo	S. Maradhoo	new	345,000	652,257	648,791
Estab. Of Swimming Track - S.Maradhoo feydhoo	S. Maradhoo feydhoo	new	350,000	111,664	118,696
Estab. Of Netball Court - S.Feydhoo	S. Feydhoo	new	75,000	141,795	141,042
Devel. Of Camp Site - K.Huraa	K. Huraa	awarded	1,800,000	1,772,437	4,197,090
Devel. Of Youth Centre - GDh.Hoandeddhoo	GDh. Hoandeddhoo	awarded	675,000	1,025,390	1,394,260
Estab. Of Futsal Ground - HA.Uligamu	HA. Uligamu	tendering	975,000	1,843,334	1,833,541
Stands and Lighting Of Football Ground - HA.Dhithdhoo	HA. Dhithdhoo	tendering	525,000	992,565	987,291
Devel. Of Swimming Track - HDh.Hanimaadhoo	HDh. Hanimaadhoo	tendering	105,000	198,513	197,458
Dev. Of Volley Court - HDh.Neykurendhoo	HDh. Neykurendhoo	tendering	195,000	87,823	79,645
Estab. Of Netball Court - HDh.Kurinbi	HDh. Kurinbi	tendering	75,000	141,795	141,042
Dev. Of Volley Court - HDh.Kumundhoo	HDh. Kumundhoo	tendering	180,000	196,572	178,267
Devel. Of Handball Court - HDh.Makunudhoo	HDh. Makunudhoo	tendering	105,000	198,513	197,458
Dev. Of Volley Court - HDh. Finey	HDh. Finey	tendering	195,000	212,952	193,123
Upgrading of Football Ground - HDh.Finey	HDh. Finey	tendering	225,000	425,385	423,125
Devel. Of Childrens Park - Sh.Milandhoo	Sh. Milandhoo	tendering	150,000	283,590	282,083
Dev. Of Volley Court - Sh.Milandhoo	Sh. Milandhoo	tendering	195,000	212,952	193,123
Dev. Of Volley Court - Sh. Funadhoo	Sh. Funadhoo	tendering	195,000	212,952	193,123
Devel. Of Football Ground - N.Miladhoo	N. Miladhoo	tendering	225,000	433,611	393,234

Office Project Name	Island	Status	2022	2023	2024
			Estimate	Estimate	Estimate
Estab. Of Football Ground - R.Vaadhoo	R. Vaadhoo	tendering	525,000	812,736	824,208
Dev. Of Volley Court - B. Kendhoo	B. Kendhoo	tendering	195,000	212,952	193,123
Dev. Of Volley Court - B. Goidhoo	B. Goidhoo	tendering	195,000	212,952	193,123
Dev. Of Volley Court - Lh. Hinnavaru	Lh. Hinnavaru	tendering	195,000	205,900	186,727
Dev. Of Volley Court - HDh. Kulhudhuffushi	HDh. Kulhudhuffushi	tendering	195,000	301,516	273,439
Dev. Of Volley Court - K. Thulusdhoo	K. Thulusdhoo	tendering	195,000	211,706	191,992
Devel. Of Youth Centre - AA. Ukulhas	AA. Ukulhas	tendering	675,000	1,170,283	1,061,307
Dev. Of Volley Court - V.Fulidhoo	V. Fulidhoo	tendering	195,000	212,952	193,123
Dev. Of Volley Court - V. Felidhoo	V. Felidhoo	tendering	195,000	212,952	193,123
Dev. Of Volley Court - M. Mulah	M. Mulah	tendering	195,000	212,952	193,123
Development Of Youth Centre - M.Mulah	M. Mulah	tendering	450,000	850,770	846,249
Dev. Of Volley Court - M. Dhiggaru	M. Dhiggaru	tendering	195,000	335,554	304,308
Estab. Of Stadium - Fuvahmulah City	Fuvahmulah City	tendering	300,000	567,180	564,166
Devel of Dhiguvaadu Futsal Ground - Fuvahmulah	Fuvahmulah City	tendering	180,000	76,326	69,219
Dev. Of Volley Court - Fuvahmulah City	Fuvahmulah City	tendering	195,000	338,082	306,600
Development of Sports Infrastructure - Fuvamulak	Fuvahmulah City	tendering	54,000	102,092	101,550
Dev. Of Volley Court - F. Nilandhoo	F. Nilandhoo	tendering	195,000	212,952	193,123
Devel. Of Indoor Volley Court - F. Feeali	F. Feeali	tendering	300,000	567,180	564,166
Estab. Of Social Centre - Dh.Bandidhoo	Dh. Bandidhoo	tendering	675,000	1,170,283	1,061,307

Office Project Name	Island	Status	2022	2023	2024
			Estimate	Estimate	Estimate
Dev. Of Volley Court - Th. Hirilandhoo	Th. Hirilandhoo	tendering	195,000	212,952	193,123
Devel. Of Youth Centre - Th. Veymandoo	Th. Veymandoo	tendering	675,000	1,170,283	1,061,307
Dev. Of Volley Court - Th. Madifushi	Th. Madifushi	tendering	195,000	212,952	193,123
Devel. Of Childrens Park - L. Mundoo	L. Mundoo	tendering	45,000	85,077	84,625
Dev. Of Volley Court - L. Fonadhoo	L. Fonadhoo	tendering	195,000	212,952	193,123
Devel. Of Football Ground - L. Fonadhoo	L. Fonadhoo	tendering	750,000	1,417,949	1,410,416
Dev. Of Volley Court - GA. Nilandhoo	GA. Nilandhoo	tendering	195,000	212,952	193,123
Dev. Of Volley Court - GA. Kolamaafushi	GA. Kolamaafushi	tendering	195,000	212,952	193,123
Dev. Of Volley Court - GA. Villingili	GA. Villingili	tendering	195,000	212,952	193,123
Dev. Of Volley Court - GA. Dhaandhoo	GA. Dhaandhoo	tendering	195,000	212,952	193,123
Devel. Of Youth Centre - S. Maradhoo	S. Maradhoo	tendering	675,000	1,276,155	1,269,374
Upgrading Of Futsal Ground - S. Meedhoo	S. Meedhoo	tendering	180,000	180,000	39,219
Dev. Of Volley Court - S. Feydhoo	S. Feydhoo	tendering	195,000	304,598	276,234
Devel. Of Stadium - S. Feydhoo	S. Feydhoo	tendering	570,000	1,077,642	1,071,916
Estab. Of Football Training School - Hulhumale	Hulhumale'	pre-tendering	1,500,000	9,963,203	12,820,385
Devel. Of Youth Centre - HA. Baarah	HA. Baarah	pre-tendering	675,000	931,004	1,180,473
Devel. Of Youth Centre - HA. Ihavandhoo	HA. Ihavandhoo	pre-tendering	200,000	248,141	2,017,904
Devel. Of Childrens Park - HDh. Nohivaram	HDh. Nohivaram	pre-tendering	150,000	283,590	282,083
Repairing Futsal Ground - HDh. Vaikaradhoo	HDh. Vaikaradhoo	pre-tendering	150,000	283,590	282,083

Office Project Name	Island	Status	2022	2023	2024
			Estimate	Estimate	Estimate
Est. of Youth Centre - HDh. Vaikaradhoo	HDh. Vaikaradhoo	pre-tendering	200,000	675,000	1,845,738
Devel. Of Youth Centre - R. Angolhitheemu	R. Angolhitheemu	pre-tendering	200,000	675,000	1,933,108
Devel. Of Sports Complex - R. Alifushi	R. Alifushi	pre-tendering	200,000	750,000	2,062,209
Devel. Of Youth Centre - R. Maduvvari	R. Maduvvari	pre-tendering	675,000	1,276,155	1,269,374
Devel. Of Youth Centre (With Indoor Hall) - R. Dhuvaafaru	R. Dhuvaafaru	pre-tendering	675,000	1,276,155	1,269,374
Dev. Of Skating Park - B. Goidhoo	B. Goidhoo	pre-tendering	150,000	283,590	282,083
Devel. Of Youth Centre - AA. Himandhoo	AA. Himandhoo	pre-tendering	200,000	675,000	1,849,559
Devel. Of Childrens Park - Villimale	Villimale'	pre-tendering	170,000	60,263	54,651
Development of Henveyru football ground	Male' City	pre-tendering	375,000	708,975	705,208
Estab. Of Indoor Volley Court - Male City	Male' City	pre-tendering	2,250,000	4,253,848	4,231,248
Estab. Of Futsal Ground - Male Galolhu	Male' City	pre-tendering	150,000	283,590	282,083
Upgrading Of Social Centres - Greater Male Region	Male' City	pre-tendering	1,800,000	3,113,406	3,122,300
Devel. Of Football Ground - Fuvamulaku Hoadhandu	Fuvahmulah City	pre-tendering	1,286,150	2,459,778	2,230,726
Dev. Of Skating Park - Fuvamulak City	Fuvahmulah City	pre-tendering	150,000	283,590	282,083
Dev. Indo Sports Complex-Fuvahmulah City	Fuvahmulah City	pre-tendering	3,000,000	5,671,798	5,641,664
Devel. Of Youth Centre - F. Magoodhoo	F. Magoodhoo	pre-tendering	200,000	675,000	1,921,262
Dev. Of Social Centre - Dh. Maaenboodhoo	Dh. Maaenboodhoo	pre-tendering	675,000	1,170,283	1,061,307
Estab. Of Futsal Ground - Dh. Maaenboodhoo	Dh. Maaenboodhoo	pre-tendering	500,000	4,300,000	1,200,000
Devel. Of Youth Centre - Dh. Meedhoo	Dh. Meedhoo	pre-tendering	675,000	1,090,523	1,101,029

Office Project Name	Island	Status	2022 Estimate	2023 Estimate	2024 Estimate
Dev. of Youth Centre - Th.Vilufushi	Th. Vilufushi	pre-tendering	200,000	675,000	1,921,262
Devel. Of Youth Centre - L.Isdhoo	L. Isdhoo	pre-tendering	200,000	675,000	1,849,559
Estab. Of Surf Track - L. Maabaidhoo	L. Maabaidhoo	pre-tendering	60,000	113,436	112,833
Devel. Of Youth Centre - L.Dhanbidhoo	L. Dhanbidhoo	pre-tendering	581,250	1,098,911	1,093,072
Swimming Track - GA.Villingili	GA. Villingili	pre-tendering	350,000	111,664	118,696
Upgrading Of Youth Centre - GA.Maamendhoo	GA. Maamendhoo	pre-tendering	675,000	1,276,155	1,269,374
Devel. Of Youth Centre - GDh.Faresmaathoda	GDh. Faresmaathoda	pre-tendering	200,000	239,279	2,022,318
Upgrading Zone Stadium - GDh.Thinadhoo	GDh. Thinadhoo	pre-tendering	105,000	198,513	197,458
Estab. Of Surf Track - GDh. Gaddhoo	GDh. Gaddhoo	pre-tendering	60,000	113,436	112,833
Development of Youth Centre - S.Meedhoo	S. Meedhoo	pre-tendering	841,209	1,276,155	944,374
Development Of Sports Complex - S.Feydhoo	S. Feydhoo	pre-tendering	750,000	1,417,949	1,410,416
<b>1532 Ministry of Arts, Culture and Heritage</b>			<b>1,732,500</b>	<b>3,275,464</b>	<b>3,258,061</b>
Estab. Of Site Museums & Maintenance of Cultural Sites	Multiple Islands	new	1,239,000	2,342,453	2,330,007
Estab. Of South Arts & Cultural Centre - S.Maradhoo Feydhoo	S. Maradhoo Feydhoo	new	493,500	933,011	928,054
<b>1211 National Centre for the Arts</b>			<b>562,230</b>	<b>33,881</b>	-
Development of Olypmus Hall	Male' City	on-going	562,230	33,881	-
<b>1271 Department of Heritage</b>			<b>2,263,236</b>	<b>2,457,285</b>	<b>3,106,639</b>
Upgrade Uthymu B.thakrufn Hadhany Markaz	HA. Utheemu	on-going	947,956	126,034	555,782
Estab. Of Museum - HA.Utheemu	HA. Utheemu	tendering	1,315,280	2,331,251	2,550,857



Office Project Name	Island	Status	2022	2023	2024
			Estimate	Estimate	Estimate
<b>1224 Ministry of National Planning, Housing and Infrastructure</b>			<b>1,789,574,439</b>	<b>2,347,889,566</b>	<b>2,540,573,020</b>
Contruction of MNPI Office Building	Hulhumale'	on-going	10,360,963	3,147,613	-
Development of 1500 Housing Units - Ph2	Multiple Islands	on-going	3,614,471	-	-
Coastal Protection - HA.Hoarafushi Airport	HA. Hoarafushi	on-going	9,140,630	1,851,255	2,721,210
Developing Harbour - HA.Baarah	HA. Baarah	on-going	1,282,528	232,082	341,143
Provision of Water Supply & Sewerage Project	Multiple Islands	on-going	16,500,000	10,173,788	315,228,601
Land Reclamation - HA.Ihavandhoo	HA. Ihavandhoo	on-going	3,456,158	2,105,012	4,482,174
Estab. Water System - HA.Utheemu	HA. Utheemu	on-going	3,991,632	373,120	-
Water and Sewerage Network - HA.Uligamu	HA. Uligamu	on-going	2,280,205	611,685	-
Establishing Water & Sewerage System - HA. Vashafaru	HA. Vashafaru	on-going	7,233,955	1,354,213	9,825,976
Developing Harbour - HA.Muraidhoo	HA. Muraidhoo	on-going	5,195,715	894,447	-
Estab. Water & Sewerage System - HA.Molhadhoo	HA. Molhadhoo	on-going	3,999,704	6,392,123	1,786,097
Estab. Water & Sewerage System - HA.Filladhoo	HA. Filladhoo	on-going	816,056	464,147	-
Developing Harbour - HA.Dhidhdhoo	HA. Dhidhdhoo	on-going	6,730,813	1,158,715	1,703,226
Jetty Construction - HA. Dhidhdhoo	HA. Dhidhdhoo	on-going	6,730,813	1,158,715	-
Land Reclamation - HA.Thuraakunu	HA. Thuraakunu	on-going	1,640,061	1,282,658	1,885,414
Harbor Upgrading - HDh. Hanimaadhoo	HDh. Hanimaadhoo	on-going	6,525,707	991,240	1,457,051
Upgrading of Airport - HDh.Hanimaadhoo	HDh. Hanimaadhoo	on-going	1,631,533	330,434	3,885,721

Office Project Name	Island	Status	2022	2023	2024
			Estimate	Estimate	Estimate
Developing Roads - HDh.Hanimaadhoo	HDh. Hanimaadhoo	on-going	6,412,708	1,311,799	1,928,250
Estab. Water System - HDh.Naivaadhoo	HDh. Naivaadhoo	on-going	392,788	-	-
Completion Of Housing Units - HDh.Nolhivaranfaru	HDh. Nolhivaranfaru	on-going	9,914,785	1,506,034	221,376
Water Supply System - HDh.Nolhivaram	HDh. Nolhivaram	on-going	2,919,285	428,074	629,238
Water and Sewerage System -HDh. Kumundhoo	HDh. Kumundhoo	on-going	8,673,796	16,839,968	12,720,664
Estab. Water & Sewerage System - Sh.Noomara	Sh. Noomaraa	on-going	3,743,397	9,432,294	491,659
Upgrading of Harbour - Sh.Bileffahi	Sh. Bileffahi	on-going	937,193	436,816	-
Estab. Water & Sewerage System - Sh.Bileffahi	Sh. Bileffahi	on-going	4,249,099	13,338,855	632,489
Upgr.Habour&Shore Protection-Sh.Lhaimagu	Sh. Lhaimagu	on-going	1,093,383	962,565	-
Upgrading Harbour - Sh.Maroshi	Sh. Maroshi	on-going	3,676,117	9,286,353	4,377,590
Developing Roads - Sh.Milandhoo	Sh. Milandhoo	on-going	10,470,624	18,032,111	15,585,779
Reconstruction of Habour - Sh.Feevah	Sh. Feevah	on-going	666,636	-	-
Upgrading of Habour - Sh.Feydhoo	Sh. Feydhoo	on-going	646,228	569,955	-
Estab. Sewerage System - Sh.Foakaidhoo	Sh. Foakaidhoo	on-going	2,843,798	1,520,425	423,306
Sh. Foakaidhoo Harbor Upgrading	Sh. Foakaidhoo	on-going	3,306,961	11,128,066	1,476,747
Water and Sewerage System - Sh.Goidhoo	Sh. Goidhoo	on-going	4,611,976	16,653,185	12,357,070
Water and Sewerage Systm-Kendhikuludhoo	N. Kendhikuludhoo	on-going	5,280,327	8,906,625	4,421,191
Development Of Slipway - N.Velidhoo	N. Velidhoo	on-going	1,770,332	5,756,474	-

Office	Project Name	Island	Status	2022	2023	2024
				Estimate	Estimate	Estimate
	Developing Entrance Channel - N.Manadhoo	N. Manadhoo	on-going	2,155,204	9,216,403	3,272,236
	Estab. Water & Sewerage System - N.Maafaru	N. Maafaru	on-going	8,144,559	8,112,393	2,866,991
	Upgrading of Habour - N.Miladhoo	N. Miladhoo	on-going	1,031,933	6,709,295	2,611,767
	Upgrading of Habour- N.Landhoo	N. Landhoo	on-going	2,057,312	5,358,392	2,939,865
	Road Construction - R.Hulhuduffaar	R. Hulhuduffaar	on-going	4,906,729	18,105,433	2,213,996
	Upgrading of Habour - R.Rasmadhoo	R. Rasmadhoo	on-going	466,961	417,614	-
	Estab. Water System - R.Rasmadhoo	R. Rasmadhoo	on-going	2,652,166	423,343	666,999
	Upgrading of Habour - R. Rasgetheemu	R. Rasgetheemu	on-going	1,977,297	1,708,677	-
	Upgrading Harbour - R.Kinolhas	R. Kinolhas	on-going	4,583,033	731,552	1,075,328
	Water and Sewerage System - R.Kinolhas	R. Kinolhas	on-going	5,730,627	610,664	-
	R. Angolhitheem Harbor Upgrading	R. Angolhitheemu	on-going	4,996,324	2,052,567	-
	R. Alifushi Land Reclamation	R. Alifushi	on-going	4,431,462	14,991,432	7,998,191
	Water Supply System - R.Alifushi	R. Alifushi	on-going	2,107,086	3,969,854	823,985
	Land Reclamation - R.Ungoofaar	R. Ungoofaar	on-going	1,924,955	1,276,370	1,876,172
	Estab. Water System - R.Maakurath	R. Maakurath	on-going	2,001,209	6,398,008	1,565,162
	Water and Sewerage System - R.Fainu	R. Fainu	on-going	6,775,060	1,038,250	7,440,265
	Land Reclamation - R.Dhuvaafaru	R. Dhuvaafaru	on-going	3,868,042	2,424,352	5,976,233
	Developing Roads - R.Dhuvaafaru	R. Dhuvaafaru	on-going	4,072,345	1,120,147	-

Office Project Name	Island	Status	2022	2023	2024
			Estimate	Estimate	Estimate
Developing Breakwater & Quay Wall - B.Hithaadhoo	B. Hithaadhoo	on-going	3,389,709	5,750,971	605,480
Water and Sewerage System - B.Kamadhoo	B. Kamadhoo	on-going	7,665,210	4,642,913	6,655,418
Developing Harbour - B.Fulhadhoo	B. Fulhadhoo	on-going	1,394,053	-	-
Developing Harbour - B.Fehendhoo	B. Fehendhoo	on-going	1,449,815	-	-
Const. of 100 Housing units-B.Thulhaadhoo	B. Thulhaadhoo	on-going	6,817,858	1,349,849	2,029,710
B. Goidhoo Water & Sewerage System	B. Goidhoo	on-going	11,619,209	5,186,280	1,153,032
Upgrading Harbour - Lh.Hinnavaru	Lh. Hinnavaru	on-going	11,609,668	13,359,814	26,743,641
Const. of 100 Housing Units in Lh.Naifaru (Equity Comp)	Lh. Naifaru	on-going	3,055,786	1,224,353	-
Water and Sewerage System -Olhuvelifushi	Lh. Olhuvelifushi	on-going	10,745,272	6,514,330	9,406,266
Finishing Of 105 Housing units - HDh. Kulhudhuffushi	HDh. Kulhudhuffushi	on-going	7,949,519	966,011	1,419,966
Harbor Project (Phase II)- K. Himmafushi	K. Himmafushi	on-going	5,796,470	6,321,138	-
Micro grid desalination Plant	Multiple Islands	on-going	2,788,104	1,517,139	247,787
Land Reclamation - K.Gulhi	K. Gulhi	on-going	2,788,104	17,682,084	1,962,878
Land Reclamation - K.Gulhifalhu	K. Gulhifalhu	on-going	1,875,908	955,880	1,745,586
Addu City Reclamation and Shore Protection	Addu City	on-going	6,691,451	4,388,479	3,225,373
Estab. Of High Speed Ferry System - North Region	Multiple Islands	on-going	557,621	-	-
Upgrading Sewerage System - AA.Rasdhoo	AA. Rasdhoo	on-going	198,291	-	-
Land Reclamation - AA.Bodufulhadhoo	AA. Bodufulhadhoo	on-going	2,198,934	17,960,469	1,963,899

Office Project Name	Island	Status	2022	2023	2024
			Estimate	Estimate	Estimate
Estab. Water & Sewerage System - AA.Bodufulhadhoo	AA. Bodufulhadhoo	on-going	3,734,116	2,268,814	666,999
Land Reclamation - AA.Ukulhas	AA. Ukulhas	on-going	1,994,912	18,181,352	1,781,685
Upgrading Harbour - AA.Maalhoh	AA. Maalhoh	on-going	8,364,314	7,476,378	18,725,529
Reconstruction of Harbour - AA.Thoddoo	AA. Thoddoo	on-going	8,224,659	10,265,378	1,469,112
Harbor Upgrading - ADh. Hangnaameedhoo	ADh. Hangnaameedhoo	on-going	5,575,757	7,503,057	995,958
Habour Construction - ADh.Mandhoo	ADh. Mandhoo	on-going	5,945,745	8,421,198	1,062,046
Developing Roads - Adh.Maamigili	ADh. Maamigili	on-going	10,599,628	15,023,483	4,733,341
Upgrading Harbour - ADh.Fenfushi	ADh. Fenfushi	on-going	4,472,120	8,666,642	998,529
Upgrading Roads - Male	Male' City	on-going	8,585,640	5,216,557	1,268,980
Greater Male Connectivity Project (Male - Thilafushi Bridge)	Male' City	on-going	13,940,524	27,877,458	47,428,557
Storm Water Development and Maintenance (Male') Phase 4	Male' City	on-going	334,573	-	-
Const.of 150 Housing Units -M.Kolhufushi	M. Kolhufushi	on-going	8,564,822	4,671,653	1,886,798
Estab. Water & Sewerage System - M.Veyvah	M. Veyvah	on-going	4,556,945	2,768,758	666,999
Expan. of Harbour & Const. of Entrance Channel - HA.Uligamu	M. Mulah	on-going	6,059,769	15,498,503	-
Reconstruction of Harbour - M.Muli	M. Muli	on-going	3,919,484	12,090,418	1,166,849
Development of Airport - M. Muli	M. Muli	on-going	1,366,385	11,072,160	1,017,205
Land Reclamation - M.Dhiggaru	M. Dhiggaru	on-going	5,576,209	22,457,443	16,932,659
Road Construction - Fuvahmulah City	Fuvahmulah City	on-going	27,881,047	34,532,717	8,460,099

Office Project Name	Island	Status	2022	2023	2024
			Estimate	Estimate	Estimate
Land Reclamation - F. Magoodhoo	F. Magoodhoo	on-going	2,788,104	17,036,078	1,896,241
Land Reclamation - F. Feeli	F. Feeli	on-going	4,082,220	19,740,916	1,822,945
Estab. Water System - F. Feeli	F. Feeli	on-going	3,548,854	2,156,252	666,999
Harbor Upgrading - F. Dharanboodhoo	F. Dharanboodhoo	on-going	5,679,233	-	-
Upgrading of Habour - Dh. Hulhudheli	Dh. Hulhudheli	on-going	6,156,149	4,257,546	1,099,629
Estab. Water & Sewerage System - Dh. Rinbudhoo	Dh. Rinbudhoo	on-going	5,795,065	5,880,117	862,609
Estab. Water System - Dh. Maaenboodhoo	Dh. Maaenboodhoo	on-going	2,298,465	1,396,526	666,999
Upgrading of Habour - Dh. Meedhoo	Dh. Meedhoo	on-going	6,217,641	6,388,644	991,619
Estab. Water System - Th. Buruni	Th. Buruni	on-going	2,680,472	2,893,977	666,999
Reconstruction of Harbour - Th. Kandoodhoo	Th. Kandoodhoo	on-going	4,590,495	7,768,520	-
Water and Sewerage System - Th. Thakandhoo	Th. Kandoodhoo	on-going	3,017,247	840,746	-
Water and Sewerage System - Th. Kinbidhoo	Th. Kinbidhoo	on-going	3,753,629	2,165,560	-
Estab. Water & Sewerage System - Th. Omadhoo	Th. Omadhoo	on-going	3,259,177	3,616,743	666,999
Water and Sewerage System - Th. Vandhoo	Th. Vandhoo	on-going	2,463,798	2,183,706	356,654
Completion Of 56 Housing Units - Th. Vilufushi	Th. Vilufushi	on-going	7,868,846	17,069,215	234,259
Road Construction - Th. Thimarafushi	Th. Thimarafushi	on-going	7,645,690	10,743,949	1,885,109
Contst. of 100 Housing Units-Thimarafushi	Th. Thimarafushi	on-going	5,890,016	5,611,552	1,780,675
Land Reclamation - L. Maavah	L. Maavah	on-going	5,592,938	21,544,212	2,497,567

Office Project Name	Island	Status	2022	2023	2024
			Estimate	Estimate	Estimate
Estab. Water & Sewerage System - L.Mundoo	L. Mundoo	on-going	4,953,884	5,940,443	884,877
Upgrading Harbour - L.Gan	L. Gan	on-going	4,264,261	13,818,273	1,269,491
Estab. Water & Sewerage System - GA. Kondey	GA. Kondey	on-going	5,013,390	4,264,526	895,506
Land Reclamation - GA.Kolamaafushi	GA. Kolamaafushi	on-going	3,430,373	9,804,608	2,450,973
Harbor Project Ph 3 - GA. Villingili	GA. Villingili	on-going	6,118,363	929,365	-
Estab. Sewerage System for New Settlement - GA.Villingili	GA. Villingili	on-going	10,017,885	4,480,579	-
Land Reclamation - GA.Dhaandhoo	GA. Dhaandhoo	on-going	10,424,505	15,834,586	46,551,389
Estab. Water & Sewerage System - GDh.Rathafandhoo	GDh. Rathafandhoo	on-going	4,227,249	5,422,259	838,982
Land Reclamation & Causeway Upgrade - GDh.Madaveli	GDh. Madaveli	on-going	8,364,314	26,680,925	3,735,145
Developing Airport - Faresmaathoda	GDh. Faresmaathodaa	on-going	12,118,481	13,213,410	20,360,646
Road Construction - GDh.Gaddhoo	GDh. Gaddhoo	on-going	11,604,495	20,967,177	3,454,714
Developing Quay Wall - S.Hithadhoo	S. Hithadhoo	on-going	6,157,821	935,359	-
Developing Roads in 4 Islands - Addu City	Addu City	on-going	11,242,024	11,170,500	3,346,805
Developing Harbour - S.Hulhudhoo	S. Hulhudhoo	on-going	1,924,157	-	-
Harbor Upgrading - HA. Ihavandhoo	HA. Ihavandhoo	retention	2,868,054	-	-
Habour Construction - HA.Molhadhoo	HA. Molhadhoo	retention	1,699,461	-	-
Upgrading of Harbour - HDh. Nellaidhoo	HDh. Nellaidhoo	retention	2,160,000	-	-
Devel. Of 60 Housing Units - HDh.Nolhivaranfaru	HDh. Nolhivaranfaru	retention	1,911,883	-	-

Office Project Name	Island	Status	2022	2023	2024
			Estimate	Estimate	Estimate
Upgrading of Habour - Sh.Komandoo	Sh. Komandoo	retention	1,469,876	-	-
Developing Harbour - N.Henbadhoo	N. Henbadhoo	retention	1,530,904	-	-
N. Landhoo Sewerage Sytem	N. Landhoo	retention	649,331	-	-
Developing Roads - R.Ungoofaaru	R. Ungoofaaru	retention	1,519,395	-	-
Habour Construction - R.Maduvvari	R. Maduvvari	retention	3,470,000	-	-
Road Construction - B.Eydhafushi	B. Eydhafushi	retention	1,957,905	-	-
K.Huraa Land Reclamation&revetment (Ph2)	K. Huraa	retention	1,812,940	-	-
Developing Entrance Channel - K.Kaashidhoo	K. Kaashidhoo	retention	800,000	-	-
Land Reclamation - K.Maafushi	K. Maafushi	retention	6,448,368	-	-
Land Reclamation - K.Guraidhoo	K. Guraidhoo	retention	4,924,498	-	-
Devel. Breakwater at Ferry Terminal - AA.Ukulhas	AA. Ukulhas	retention	1,262,500	-	-
Harbor Construction - ADh. Dhidhdhoo	ADh. Dhidhdhoo	retention	1,258,351	-	-
Construction of T-Jetty - V.Rakeedhoo	V. Rakeedhoo	retention	1,063,747	-	-
V. Felidhoo Harbour	V. Felidhoo	retention	955,163	-	-
Construction of King Salman Mosque	Male' City	retention	846,758	-	-
Renovating Min. Of Foreign Affaris	Male' City	retention	36,000	-	-
Reconstruction of Harbour - M. Veyvah	M. Veyvah	retention	2,436,296	-	-
Fuvahmulah Flat area Landscape and fence	Fuvahmulah City	retention	958,893	-	-



Office Project Name	Island	Status	2022	2023	2024
			Estimate	Estimate	Estimate
Habour Construction - Dh.Rinbudhoo	Dh. Rinbudhoo	retention	1,671,569	-	-
Habour Construction - Th.Omadhoo	Th. Omadhoo	retention	1,832,020	-	-
Completion of Breakwater - Th. Madifushi	Th. Madifushi	retention	317,129	-	-
Reconstruction of Harbour - Th. Guraidhoo	Th. Guraidhoo	retention	2,293,835	-	-
Upgrading of Harbour - L.Isdhoo	L. Isdhoo	retention	1,773,700	-	-
Construction of Breakwater - L. Maavah	L. Maavah	retention	1,369,940	-	-
Road Construction - L. Fonadhoo	L. Fonadhoo	retention	2,200,786	-	-
Harbor Project Ph 2 - GA. Villingili	GA. Villingili	retention	575,353	-	-
Breakwater project - GA. Maamendhoo	GA. Maamendhoo	retention	1,603,107	-	-
Ice Plant Jetty Construction - GDh. Thinadhoo	GDh. Thinadhoo	retention	974,135	-	-
Expansion of Harbour entrance channel - S. Hulhumeedhoo	S. Hulhudhoo	retention	3,735,000	-	-
Developing Roads - S. Hulhudhoo & Meedhoo	Addu City	retention	2,254,588	-	-
Habour Construction - S. Maradhoofoeydhoo	S. Maradhoofoeydhoo	retention	2,049,599	-	-
Upgr. Harbour and Revetment - S.Meedhoo	S. Meedhoo	retention	1,810,912	-	-
Developing Roads - HA. Ihavandhoo	HA. Ihavandhoo	new	10,500,000	9,925,646	10,458,407
Land Reclamation - HA.Dhidhdhoo	HA. Dhidhdhoo	new	1,994,912	5,000,000	1,781,685
High Speed Ferry Network Access Improvement Platform	Multiple Islands	new	30,000,000	15,512,254	29,500,509
Upgrading Harbour - H.DH.Neykurendhoo	HDh. Neykurendhoo	new	4,002,631	22,173,584	981,119

Office Project Name	Island	Status	2022	2023	2024
			Estimate	Estimate	Estimate
Upgrading Harbour - H.Dh.Finey	HDh. Finey	new	1,000,000	2,000,000	1,000,000
Coastal Protection - SH.Komandoo	Sh. Komandoo	new	2,584,504	4,886,261	4,860,301
Upgrading Harbour - Sh.Milandhoo	Sh. Milandhoo	new	200,000	1,790,161	11,583,851
Devel. Swimming Area - Sh.Feevah	Sh. Feevah	new	450,000	850,770	846,249
Devel. Swimming Area - Sh.Feydhoo	Sh. Feydhoo	new	450,000	850,770	846,249
Coastal Protection - N.Holhudhoo	N. Holhudhoo	new	1,141,890	2,158,857	2,147,387
Const. of Entrance Channel - N.Kudafari	N. Kudafari	new	1,000,000	3,500,000	350,000
Upgrading Entrance Channel - N.Kendhikulhudhoo	N. Kendhikulhudhoo	new	2,250,000	4,253,848	4,231,248
Coastal Protection - R.Kinolhas	R. Kinolhas	new	2,366,640	4,474,368	4,450,596
Upgrading of Jetty - R.Angolhitheem	R. Angolhitheemu	new	200,000	2,000,000	500,000
Coastal Protection - R.Innamaadhoo	R. Innamaadhoo	new	2,584,504	4,886,261	4,860,301
Const. of Entrance Channel - R.Inguraidhoo	R. Inguraidhoo	new	2,250,000	4,253,848	4,231,248
Coastal Protection - R.Maakurathu	R. Maakurathu	new	2,584,504	4,886,261	4,860,301
Coastal Protection - B.Hithaadhoo	B. Hithaadhoo	new	2,556,075	4,832,514	4,806,839
Repairing Harbour - B.Maalhosh	B. Maalhosh	new	6,054,001	11,445,690	11,384,881
Upgrading Harbour - B.Dharavandhoo	B. Dharavandhoo	new	4,200,000	7,940,517	7,898,330
Upgrading Entrance Channel - B.Thulhaadhoo	B. Thulhaadhoo	new	2,250,000	4,253,848	4,231,248
Devel. Of Ferry Terminal - Lh.Naifaru	Lh. Naifaru	new	630,000	1,191,078	1,184,749

Office	Project Name	Island	Status	2022	2023	2024
				Estimate	Estimate	Estimate
	Devel. Of Breakwater - LH.Kurendhoo	Lh. Kurendhoo	new	2,625,756	8,093,585	7,738,332
	Coastal Protection of Kulhudhufushi Airport	HDh. Kulhudhufushi	new	2,175,000	4,112,054	4,090,206
	Upgrading Harbour - K.Maafushi	K. Maafushi	new	3,787,500	7,160,645	7,122,601
	Repairing Harbour - K.Gaafaru	K. Gaafaru	new	1,000,000	11,445,690	11,384,881
	National Social Housing Project	Multiple Islands	new	448,512,777	500,000,000	500,000,000
	Completion of Breakwater - AA.Rasdho	AA. Rasdho	new	2,250,000	4,253,848	4,231,248
	Upgrading Harbour - AA.Ukulhas	AA. Ukulhas	new	3,787,500	7,160,645	7,122,601
	Developing Roads - AA.Ukulhas	AA. Ukulhas	new	729,000	1,378,247	1,370,924
	Upgrading Harbour - AA.Mathiveri	AA. Mathiveri	new	1,500,000	1,000,000	-
	Land Reclamation - AA. Mathiveri	AA. Mathiveri	new	1,994,912	5,000,000	1,781,685
	Upgrading Harbour - Aa.Feridhoo	AA. Feridhoo	new	3,002,631	22,173,584	981,119
	Coastal Protection - AA.Thoddoo	AA. Thoddoo	new	783,750	1,481,757	1,473,885
	Upgrading Harbour - Adh.Omadhoo	ADh. Omadhoo	new	200,000	1,790,161	11,583,851
	Coastal Protection - ADh.Dhangethi	ADh. Dhangethi	new	2,584,504	4,886,261	4,860,301
	Ease of Access to Quay Wall - ADH.Dhangethi	ADh. Dhangethi	new	500,000	2,000,000	2,000,000
	Upgrading Harbour - Adh.Dhigurah	ADh. Dhigurah	new	6,054,001	11,445,690	11,384,881
	Coastal Protection - V.Keyodhoo	V. Keyodhoo	new	2,584,504	4,886,261	4,860,301
	Ease of access to Harbour - V.Fulidhoo	V. Fulidhoo	new	525,000	992,565	987,291

Office Project Name	Island	Status	2022	2023	2024
			Estimate	Estimate	Estimate
Intergrated National Public Ferry Network (Phase 2 & 3)	Male' City	new	536,286	911,845	1,059,342
Building 2 Parkings Buildings	Male' City	new	3,000,000	2,658,655	8,387,316
Upgrading Harbour - M.Naalaafushi	M. Naalaafushi	new	200,000	1,790,161	11,583,851
Upgr. Of Ice Plant Jetty - F.Feali	F. Feali	new	562,500	1,063,462	1,057,812
Coastal Protection - DH. Rinbudhoo	Dh. Rinbudhoo	new	200,000	277,829	2,364,183
Coastal Protection - Dh.Bandidhoo	Dh. Bandidhoo	new	2,584,504	4,886,261	4,860,301
Upgrding Harbour - Dh.Kudahuvadhoo	Dh. Kudahuvadhoo	new	1,182,418	1,773,541	250,000
Coastal Protection - TH.Madifushi	Th. Madifushi	new	2,584,504	4,886,261	4,860,301
Upgrading Harbour - TH.Thimarafushi	Th. Thimarafushi	new	6,000,000	11,343,596	11,283,328
Harbor Construction - L.Kalaidhoo	L. Kalaidhoo	new	6,054,001	11,445,690	11,384,881
Coastal Protection - L.Maabaidhoo	L. Maabaidhoo	new	2,584,504	4,886,261	4,860,301
Coastal Protection - L.Maamendhoo	L. Maamendhoo	new	2,584,504	4,886,261	4,860,301
Const. Of Office Complex - L.Fonadhoo	L. Fonadhoo	new	200,000	751,513	5,303,153
Upgrading Sewerage System at New Settlement- L.Gan	L. Gan	new	3,450,000	6,522,568	6,487,914
Coastal Protection - L.Gan	L. Gan	new	2,584,504	4,886,261	4,860,301
Bridge Const. Study GA.Villingili-Kooddoo	GA. Villingili	new	450,000	903,943	819,768
Upgrading Breakwater - GA.Gemanafushi	GA. Gemanafushi	new	2,250,000	4,253,848	4,231,248
Development Of Slipway - G.dh.Hoadeddhoo	GDh. Hoadeddhoo	new	200,000	787,500	2,115,537

Office Project Name	Island	Status	2022	2023	2024
			Estimate	Estimate	Estimate
Habour Survey and Designing - GDh.Fiyoaree	GDh. Fiyoaree	new	135,000	255,231	253,875
Finishing of Islamic Centre - GDh. Thinadhoo	GDh. Thinadhoo	new	720,000	1,361,232	1,353,999
Devel. Swimming Area - Gdh. Thinadhoo	GDh. Thinadhoo	new	450,000	850,770	846,249
Land Reclamation - GDh.Gahdhoo	GDh. Gaddhoo	new	7,800,000	11,060,006	11,653,654
Water and Sewerage System at New Settlement - S.Hithadhoo	S. Hithadhoo	new	3,000,000	8,507,697	9,209,525
Water and Sewerage System at Tourism Development Zone	Addu City	new	3,000,000	8,507,697	9,209,525
Upgrading Harbour - S.Feydhoo	S. Feydhoo	new	5,700,000	10,776,416	10,719,162
Developing Roads - HA.Hoarafushi	HA. Hoarafushi	awarded	10,786,187	10,196,179	10,743,460
Finishing Of 100 Housing units - HDh.Hanimaadhoo	HDh. Hanimaadhoo	awarded	13,540,045	9,026,696	13,486,409
Estab. Sewerage System - HDh.Naivaadhoo	HDh. Naivaadhoo	awarded	1,083,065	2,228,392	675,724
Maldives Urband Dev. & Resilience Project	Multiple Islands	awarded	3,738,048	3,158,887	42,495,496
Developing Roads - Lh.Hinnavaru	Lh. Hinnavaru	awarded	12,204,870	18,307,306	18,234,786
Developing Roads (Phase 2) - Kulhudhuffushi	HDh. Kulhudhuffushi	awarded	22,605,007	13,862,231	22,515,464
Estab. Drainage System - Kulhudhuffushi	HDh. Kulhudhuffushi	awarded	4,875,000	9,216,672	9,167,704
Harbor Upgrading - K. Huraa	K. Huraa	awarded	200,000	5,999,514	17,030,715
Addu City Road Development	Addu City	awarded	9,000,000	10,750,648	12,317,837
Road Construction - M.Mulah	M. Mulah	awarded	10,623,072	8,862,184	15,871,488
Estab. Water System - Dh.Hulhudheli	Dh. Hulhudheli	awarded	3,051,182	3,612,563	5,134,917

Office Project Name	Island	Status	2022 Estimate	2023 Estimate	2024 Estimate
Developing Roads - Dh. Kudahuvadhoo	Dh. Kudahuvadhoo	awarded	1,700,000	18,000,000	17,928,698
Land Reclamation - Th. Hirilandhoo	Th. Hirilandhoo	awarded	2,941,297	24,049,694	2,626,916
Road Construction (Phase2 ) - L. Fonadhoo	L. Fonadhoo	awarded	8,099,690	7,444,235	19,150,840
Estab. Water System - L.Dhanbidhoo	L. Dhanbidhoo	awarded	3,976,298	4,707,888	6,305,457
Water and Sewerage System -GA.Dhewvadhoo	GA. Dhewvadhoo	awarded	5,705,235	8,229,056	8,670,752
Development of Causeway - GDh. Faresmaathodaa	GDh. Faresmaathodaa	awarded	2,957,371	2,795,602	6,953,762
Developing Roads - GDh. Thinadhoo	GDh. Thinadhoo	awarded	11,820,131	10,362,272	11,773,308
Finishing of POLCO Housing Flats	Hulhumale'	tendering	18,952,500	27,006,833	18,970,953
Estab. Water & Sewerage System - N. Magoodhoo	N. Magoodhoo	tendering	4,396,290	3,116,859	16,454,129
Extension of Airport - N.Maafaru	N. Maafaru	tendering	3,000,000	6,868,355	6,827,777
Estab. Water System - N.Miladhoo	N. Miladhoo	tendering	6,203,372	9,857,762	10,999,415
Estab. Water System - N.Landhoo	N. Landhoo	tendering	6,280,100	9,979,690	11,135,464
Establishing Water & Sewerage System - M.Raiymandhoo	M. Raiymandhoo	tendering	3,109,292	2,204,410	12,705,013
Estab. Water System - Th.Madifushi	Th. Madifushi	tendering	6,802,533	7,161,289	15,528,551
Water and Sewerage System - L.Hithadhoo	L. Hithadhoo	tendering	7,154,567	5,072,407	10,689,340
Water and Sewerage System -L.Kunahandhoo	L. Kunahandhoo	tendering	5,736,626	4,067,123	8,570,852
Build. Of Cricket Stadium - Hulhumale	Hulhumale'	pre-tendering	8,167,080	12,762,284	9,284,466
Road Construction - HA. Kelaa	HA. Kelaa	pre-tendering	215,067	68,615	72,936

Office Project Name	Island	Status	2022	2023	2024
			Estimate	Estimate	Estimate
Expansion of Harbour - HA.Uligamu	HA. Uligamu	pre-tendering	8,775,000	8,295,004	8,740,240
Developing Roads - HA.Filladhoo	HA. Filladhoo	pre-tendering	8,250,000	15,597,444	8,217,320
Repair of 5 Housing Units - HA.Dhithdhoo	HA. Dhithdhoo	pre-tendering	152,717	288,726	287,192
Road Construction - HA.Dhithdhoo	HA. Dhithdhoo	pre-tendering	14,250,000	13,470,520	14,193,552
Estab. Drainage System - HA.Dhithdhoo	HA. Dhithdhoo	pre-tendering	1,200,000	2,268,719	2,256,666
Installing Street Lights in Road Devel. Islands	Multiple Islands	pre-tendering	1,575,000	2,544,554	2,569,068
Upgrading Entrance Channel - HA.Thakandhoo	HA. Thakandhoo	pre-tendering	2,212,500	4,182,175	4,160,023
Repairing Harbour - HDh.Naivaadhoo	HDh. Naivaadhoo	pre-tendering	1,924,050	3,637,608	3,618,281
Developing Roads - HDh.Nolhivaranfaru	HDh. Nolhivaranfaru	pre-tendering	300,000	567,180	564,166
Developing Harbour - HDh.Kurinbi	HDh. Kurinbi	pre-tendering	4,305,090	8,139,200	8,095,958
Developing Entrance Channel - HDh.Kumundhoo	HDh. Kumundhoo	pre-tendering	1,833,075	3,465,610	3,447,198
Estab. Drainage System - HDh.Vaikaradhoo	HDh. Vaikaradhoo	pre-tendering	750,000	1,417,949	1,410,416
Development of slipway - HDh.Makunodhoo	HDh. Makunodhoo	pre-tendering	200,000	787,500	2,115,537
Repairing Harbour - Sh.Narudhoo	Sh. Narudhoo	pre-tendering	5,602,470	9,792,520	10,740,741
Devel. Swimming Area - Sh.Komandoo	Sh. Komandoo	pre-tendering	315,000	554,287	554,965
Developing Harbour - Sh.Maaungoodhoo	Sh. Maaungoodhoo	pre-tendering	5,899,238	10,456,026	11,440,993
Developing Roads - N.Holhudhoo	N. Holhudhoo	pre-tendering	300,000	567,180	564,166
Upgrading Harbour - N.Lhohi	N. Lhohi	pre-tendering	6,278,000	11,759,782	12,686,677

Office Project Name	Island	Status	2022	2023	2024
			Estimate	Estimate	Estimate
Developing Slipway - N.Kendhikuluhdhoo	N. Kendhikuluhdhoo	pre-tendering	1,017,750	1,924,157	1,913,935
Developing Roads - N. Velidhoo	N. Velidhoo	pre-tendering	14,250,000	13,470,520	14,193,552
Developing Roads - N. Manadhoo	N. Manadhoo	pre-tendering	200,000	300,000	823,717
Developing Roads - N. Manadhoo	N. Magoodhoo	pre-tendering	4,910,130	9,283,088	9,233,768
Developing Jetty - N. Fohdhoo	N. Fohdhoo	pre-tendering	2,325,180	4,395,984	4,372,628
Estab. Of Cultural Centre - R. Rasgetheemu	R. Rasgetheemu	pre-tendering	200,000	424,156	3,711,428
Road Constriction - R. Alifushi	R. Alifushi	pre-tendering	200,000	3,653,258	8,546,910
Upgrading Entrance Channel - R. Ungoofaaru	R. Ungoofaaru	pre-tendering	1,849,500	3,496,663	3,478,086
Extension of Harbour - R. Maakurath	R. Maakurathu	pre-tendering	4,019,520	7,599,302	7,558,927
Devel. Of Breakwater and Harbour - R. Dhuvaafaru	R. Dhuvaafaru	pre-tendering	200,000	2,336,308	17,191,728
Reconstruction of Harbour - B. Kamadhoo	B. Kamadhoo	pre-tendering	6,620,250	12,516,240	12,449,743
Estab. Water & Sewerage System - B. Kihaadhoo	B. Kihaadhoo	pre-tendering	4,687,698	3,323,459	19,355,931
Estab. Water & Sewerage System - B. Kudarikilu	B. Kudarikilu	pre-tendering	4,421,968	3,135,063	18,258,708
Developing Harbour - B. Eydhafushi	B. Eydhafushi	pre-tendering	200,000	1,687,078	12,954,544
Estab. Water & Sewerage System - B. Fulhadhoo	B. Fulhadhoo	pre-tendering	3,799,038	2,693,422	15,686,573
Estab. Water & Sewerage System - B. Fehendhoo	B. Fehendhoo	pre-tendering	4,051,323	2,872,286	16,728,282
Estab. Water & Sewerage System - B. Dhonfanu	B. Dhonfanu	pre-tendering	4,259,399	3,019,806	17,587,446
Estab. Causeway - B. Goidhoo & Fehendhoo	B. Goidhoo	pre-tendering	200,000	348,934	3,000,268



Office Project Name	Island	Status	2022	2023	2024
			Estimate	Estimate	Estimate
Developing Roads - Lh.Naifaru	Lh. Naifaru	pre-tendering	300,000	429,675	439,466
Jetty Construction - HDh.Kulhudhuffushi	HDh. Kulhudhuffushi	pre-tendering	200,000	538,821	3,915,020
Const. Of Office Complex - HDh.Kulhudhuffushi	HDh. Kulhudhuffushi	pre-tendering	200,000	751,513	5,303,153
Developing Quay Wall - K.Kaashidhoo	K. Kaashidhoo	pre-tendering	1,500,000	2,835,899	2,820,832
Land Reclamation & Coastal Protection - K.Dhiffushi	K. Dhiffushi	pre-tendering	6,383,490	9,051,466	9,537,305
Estab. Water System - K.Thulusdhoo	K. Thulusdhoo	pre-tendering	9,012,401	8,519,419	8,976,700
Upgrading Sewerage System - K.Guraidhoo	K. Guraidhoo	pre-tendering	1,141,566	2,158,244	2,146,777
Port Development Project - K.Gulhifalhu	K. Gulhifalhu	pre-tendering	1,000,000	5,000,000	5,000,000
Dev. Roads Ph 2 - Addu City	Addu City	pre-tendering	200,000	2,481,412	10,458,407
Upgrading Water System - Addu City	Addu City	pre-tendering	1,800,000	3,403,079	3,384,998
Dev. Of Domestic Airports on Multiple Islands	Multiple Islands	pre-tendering	20,000,000	40,067,257	37,351,454
Road Construction - Adh. Mahibadhoo	Adh. Mahibadhoo	pre-tendering	6,000,000	7,798,722	13,048,744
A.Dh Fenfushi Water Supply System	ADh. Fenfushi	pre-tendering	5,200,000	14,684,780	15,907,046
Upgrading Harbour - V.Thinadhoo	V. Thinadhoo	pre-tendering	5,992,770	10,423,328	10,447,555
Repairing Male' Hiyaa - Male' City	Male' City	pre-tendering	750,000	1,417,949	1,410,416
Repairing Sinamale Flats - Male' City	Male' City	pre-tendering	600,000	1,134,360	1,128,333
Est.Causeway - M.Muli/M.Naalaafushi	M. Naalaafushi	pre-tendering	1,095,000	2,070,206	2,059,208
Developing Jetty - M.Raiymandhoo	M. Raiymandhoo	pre-tendering	7,032,713	13,269,588	13,201,411

Office Project Name	Island	Status	2022	2023	2024
			Estimate	Estimate	Estimate
Developing Roads - M.Kolhufushi	M. Kolhufushi	pre-tendering	200,000	300,000	823,717
Developing Breakwater - M.Maduvvari	M. Maduvvari	pre-tendering	6,601,650	12,454,622	12,390,774
Upgrading Harbour - M.Dhiggaru	M. Dhiggaru	pre-tendering	200,000	1,661,273	17,224,742
Upgrading of Harbour - Fuvahmulah City	Fuvahmulah City	pre-tendering	7,914,513	14,963,172	14,883,674
Land Reclamation - F.Bileidhoo	F. Bileidhoo	pre-tendering	4,300,000	10,456,513	11,039,071
Const. of 1 Housing Unit - Dh.Kudahuvadhoo	Dh. Kudahuvadhoo	pre-tendering	493,344	855,336	775,688
Estab. Drainage System - Dh.Kudahuvadhoo	Dh. Kudahuvadhoo	pre-tendering	1,350,000	2,574,324	2,334,605
Land Reclamation - Dh.Maaenboodhoo	Dh. Maaenboodhoo	pre-tendering	500,000	8,142,852	12,057,049
Upgrading Harbour - Th.Buruni	Th. Buruni	pre-tendering	5,902,035	11,158,383	11,099,100
Land Reclamation & Devel. Beach - Th.Kinbidhoo	Th. Kinbidhoo	pre-tendering	5,450,000	9,145,774	9,636,675
Est. Causeway-Th.Veymandoo/Th.Kinbidhoo	Th. Veymandoo	pre-tendering	1,095,000	2,070,206	2,059,208
Estab. Drainage System - Th.Veymandoo	Th. Veymandoo	pre-tendering	200,000	1,050,000	2,925,281
Road Construction - Th.Guraidhoo	Th. Guraidhoo	pre-tendering	57,330	108,389	107,813
Estab.Causeway - L.Hithadhoo/L.Mendhoo	L. Hithadhoo	pre-tendering	1,095,000	1,983,840	1,980,883
Estb.Causeway -L.Kalaidhoo/L.Dhanbidhoo	L. Kalaidhoo	pre-tendering	1,095,000	1,983,840	1,980,883
Upgrading Harbour - L.Maamendhoo	L. Maamendhoo	pre-tendering	6,670,796	12,611,801	12,544,796
Developing Harbour - L.Mundoo	L. Mundoo	pre-tendering	6,193,140	11,708,746	11,646,539
Const. of Cancer Hospital - L.Gan	L. Gan	pre-tendering	7,737,396	12,856,637	13,546,719

Office Project Name	Island	Status	2022	2023	2024
			Estimate	Estimate	Estimate
Road Construction - L.Gan	L. Gan	pre-tendering	200,000	3,722,117	10,458,407
Road Construction - GA. Kolamaafushi	GA. Kolamaafushi	pre-tendering	68,298	129,124	128,439
Dev. Roads Ph 2 - GA. Villingili	GA. Villingili	pre-tendering	675,000	717,837	1,547,427
Extension of Harbour - GA. Dhaandhoo	GA. Dhaandhoo	pre-tendering	6,431,525	12,159,436	12,094,834
Road Construction - GA. Gemanafushi	GA. Gemanafushi	pre-tendering	200,000	300,000	823,717
Developing Roads - GDh. Vaadhoo	GDh. Vaadhoo	pre-tendering	200,000	300,000	823,717
Developing Harbour - GDh. Faresmaathodaa	GDh. Faresmaathodaa	pre-tendering	200,000	2,267,156	18,730,168
Road Const. Airport to Habor-Faresmathoda	GDh. Faresmaathodaa	pre-tendering	300,000	567,180	564,166
Estab. Electricity, Water & Sewerage System - GDh. Thinadhoo	GDh. Thinadhoo	pre-tendering	6,200,000	4,395,643	9,263,161
Land Reclamation for Industrial Zone - GDh. Thinadhoo	GDh. Thinadhoo	pre-tendering	5,500,000	5,671,798	5,641,664
Developing New Entrance Channel - GDh. Gaddhoo	GDh. Gaddhoo	pre-tendering	4,486,650	8,482,457	8,437,391
Estab. Visitors Centre & Public Toilets - S. Hulhudhoo	S. Hulhudhoo	pre-tendering	360,000	680,616	677,000
Upgrading of Airport - S.Gan	S. Gan	pre-tendering	371,231	701,848	698,119
<b>1233 Ministry of Fisheries, Marine Resources and Agriculture</b>			<b>16,298,491</b>	<b>24,657,444</b>	<b>15,951,353</b>
Establishing Ice Plant	Multiple Islands	on-going	195,167	-	-
Maldives Agribusiness Project	Multiple Islands	on-going	3,124,335	9,785,555	930,130
Maldives Sustainable Fisheries Development Project	Multiple Islands	on-going	5,576,209	3,388,054	4,980,194
Estab. Ice Plant - F. Feeli	F. Feeli	on-going	115,428	-	-

Office Project Name	Island	Status	2022	2023	2024
			Estimate	Estimate	Estimate
Estab. Of Fish Factory - S.Hulhudhoo	S. Hulhudhoo	on-going	2,311,339	2,168,354	637,465
Estb. Of Fish Storage Facility - HA.Ihavandhoo	HA. Ihavandhoo	new	780,000	1,382,501	1,512,733
Const. of Multi Purpose Labortary at Agricultrual Centre	HDh. Hanimaadhoo	new	465,513	880,099	875,422
Estab. Of Quarantine Facility at Commercial Ports	Multiple Islands	new	250,500	473,595	471,079
Estab. Ice Plant - Gdh.Rathafandhoo	GDh. Rathafandhoo	new	630,000	1,191,078	1,184,749
Estab. Ice Plant - GDh. Madaveli	GDh. Madaveli	new	780,000	1,474,667	1,466,833
Estab. Ice Plant - Gdh.Fiyoaree	GDh. Fiyoaree	new	630,000	1,191,078	1,184,749
Estab. Ice Plant - GDh.Gahdhoo	GDh. Gaddhoo	new	780,000	1,474,667	1,466,833
Estab. Ice Plant - L.Maabaidhoo	L. Maabaidhoo	pre-tendering	660,000	1,247,796	1,241,166
<b>1240 Ministry of Islamic Affairs</b>			<b>25,015,266</b>	<b>43,201,456</b>	<b>44,104,618</b>
Construction of Mosque - R. Vaadhoo	R. Vaadhoo	on-going	723,164	72,146	-
Upgrading of Masjidhul Hudha -Fuvahmulah	Fuvahmulah City	on-going	738,141	146,557	-
Installation Of Mosque Dome - Th.Gaadhiffushi	Th. Gaadhiffushi	on-going	19,518	-	-
Construction Of Mosque - L.Kalaidhoo	L. Kalaidhoo	on-going	671,283	83,400	-
Construction of a Mosque - N.Magoodhoo	N. Magoodhoo	retention	208,074	-	-
Construction Of Islamic Centre - R.Ungoofaaruu	R. Ungoofaaruu	retention	73,021	-	-
Const. of Mosque - AA.Bodufulhadhoo	AA. Bodufulhadhoo	retention	198,914	-	-
Contruction of Mosque - L. Fonadhoo	L. Fonadhoo	retention	146,752	-	-

Office Project Name	Island	Status	2022	2023	2024
			Estimate	Estimate	Estimate
Repairing Mosque - GA. Kolamaafushi	GA. Kolamaafushi	retention	20,000	-	-
Repairing Mosque - HA. Utheem	HA. Utheemu	new	150,000	265,866	290,910
Construction Of Mosque - B. Kendhoo	B. Kendhoo	new	617,851	1,168,109	1,161,903
Const. of Mosque - B. Fehendhoo	B. Fehendhoo	new	750,000	2,250,000	2,000,000
Const. of Mosque in New Settlement - L. Gan	L. Gan	new	1,050,000	1,985,129	1,974,583
Const. Of Islamic Centre - S. Hithadhoo	S. Hithadhoo	new	744,141	3,055,431	3,016,342
Construction Of Mosque - GA. Kondey	GA. Kondey	awarded	1,150,918	1,251,608	2,624,692
Construction Of Islamic Centre - HA. Dhidhoo	HA. Dhidhoo	tendering	744,141	3,055,431	3,016,342
Construction Of Mosque - HA. Thuraakunu	HA. Thuraakunu	tendering	1,223,833	2,308,466	2,306,443
Construction Of Mosque - HDh. Hanimaadhoo	HDh. Hanimaadhoo	tendering	1,265,412	2,392,386	2,379,676
Construction Of Mosque - HDh. Hirimaradhoo	HDh. Hirimaradhoo	tendering	1,027,204	1,942,031	1,931,713
Construction Of Mosque - N. Manadhoo	N. Manadhoo	tendering	1,437,815	2,169,114	2,205,815
Construction Of Mosque - Lh. Kurendhoo	Lh. Kurendhoo	tendering	1,023,833	2,458,557	2,467,368
Construction Of Mosque - AA. Himandhoo	AA. Himandhoo	tendering	938,740	1,735,537	1,752,312
Construction Of Mosque - Adh. Dhigurah	Adh. Dhigurah	tendering	1,072,714	1,673,373	1,695,627
Construction Of Mosque - Fuvamulak Dhoodigan	Fuvamulak City	tendering	1,072,714	2,028,072	2,017,298
Construction Of Mosque - F. Nilandhoo	F. Nilandhoo	tendering	1,072,714	1,401,750	1,449,298
Construction Of Mosque - Th. Vandhoo	Th. Vandhoo	tendering	1,042,714	1,589,013	1,614,143

Office Project Name	Island	Status	2022	2023	2024
			Estimate	Estimate	Estimate
Completion Of Mosque - Th.Dhiyamigili	Th. Dhiyamigili	tendering	1,110,058	1,752,732	1,773,796
Construction Of Mosque - L. Isdhoo	L. Isdhoo	tendering	1,223,835	1,803,883	1,848,623
Construction Of Mosque - S.Maradhoo	S. Maradhoo	tendering	1,297,822	2,453,661	2,440,626
Construction Of Mosque - S.Meedhoo	S. Meedhoo	tendering	1,267,824	2,396,946	2,384,212
Estb.of Centre For Holy Quran-Fuvahmulah	Fuvahmulah City	pre-tendering	932,116	1,762,258	1,752,896
<b>1510 Ministry Of Gender, Family and Social Services</b>			<b>12,998,630</b>	<b>29,848,295</b>	<b>31,889,499</b>
Estab.Amaan Hiya - Addu City	Addu City	on-going	160,595	3,121,076	1,494,058
Estab. Family & Childrens Service Centre - F.Nilandhoo	F. Nilandhoo	on-going	2,263,940	2,208,551	1,830,221
Estab. Elderly Welness Centre - S.Hithadhoo	S. Hithadhoo	on-going	160,595	3,138,006	1,494,058
Estab. Special Need Centre - K.Guraidhoo	K. Guraidhoo	new	1,200,000	2,268,719	2,256,666
Estab. Elderly Home - S.Feydhoo	S. Feydhoo	new	300,000	567,180	564,166
Estab. Of Rehabilitation Centre for People with Special Need	Hulhumale'	pre-tendering	4,000,000	10,989,109	12,455,909
Estab.Amaan Hiya - Hulhumale	Hulhumale'	pre-tendering	1,553,500	2,753,481	5,591,771
Estab. Amaan Hiya - R.Ungoofaaruu	R. Ungoofaaruu	pre-tendering	2,250,000	4,186,982	4,170,608
Estab. Day Care Centre - Male	Male' City	pre-tendering	1,110,000	615,191	2,032,042

## 8.3 PUBLIC SECTOR INVESTMENT PROGRAM - LOAN DISBURSEMENTS 2022-2024

IN MVR

Office	Project Name	Location	Loan Given By	Status	2022 Estimated	2023 Estimated	2024 Estimated
<b>Total</b>					<b>2,694,337,624</b>	<b>3,031,030,224</b>	<b>3,879,175,304</b>
<b>1272 Ministry of Finance</b>					<b>642,647,365</b>	<b>648,122,069</b>	<b>743,561,700</b>
	Hulhumale' Island Development Project	Hulhumale'	X-KSA - Saudi Fund	on-going	81,890,109	87,884,490	42,304,100
	Velana International Airport Development (Terminal)	Hulhule'	X-KSA - Saudi Fund	on-going	127,384,614	130,863,193	202,414,900
	Velana International Airport Development (Terminal)	Hulhule'	kuwait fund	on-going	127,384,614	96,056,800	20,962,600
	Velana International Airport Development (Terminal)	Hulhule'	kuwait fund	on-going	127,384,614	130,863,193	166,524,400
	Velana International Airport Development (Terminal)	Hulhule'	for International Developpr	on-going	127,384,614	130,863,193	222,414,900
	Velana International Airport Development (Terminal)	Hulhule'	Others	on-going	51,218,800	71,591,200	88,940,800
<b>1027 Maldives Police Service</b>					<b>17,388,091</b>	<b>14,212,003</b>	<b>39,821,300</b>
	Establishing Of Police Stations	Multiple Islands	India Exim Bank	new	17,388,091	14,212,003	39,821,300
<b>1163 Ministry of Health</b>					<b>156,503,140</b>	<b>665,890,362</b>	<b>228,845,576</b>
	Regional Hospital New Building - GDh. Thinaadhoo	GDh. Thinaadhoo	kuwait fund	new	34,120,879	33,253,890	75,000,000
	Hospital New Building - R. Alifushi	R. Alifushi	India Exim Bank	new	17,567,235	30,821,142	21,650,315
	Hospital New Building - AA. Rasdhoo	AA. Rasdhoo	kuwait fund	new	10,680,722	88,479,325	11,738,475
	Hospital New Building - Fuvahmulah	Fuvahmulah City	kuwait fund	new	10,680,722	88,479,325	11,738,475
	Hospital New Building - Sh. Milandhoo	Sh. Milandhoo	kuwait fund	new	6,592,584	54,613,100	7,245,473
	Hospital New Building - HDh. Hanimaadhoo	HDh. Hanimaadhoo	kuwait fund	new	6,592,584	54,613,100	7,245,473
	Hospital New Building - N. Veldhoo	N. Veldhoo	kuwait fund	new	6,592,584	54,613,100	7,245,473
	Hospital New Building - ADh. Maamigili	Adh. Maamigili	kuwait fund	new	6,592,584	54,613,100	7,245,473
	Hospital New Building - TH. Vilufushi	Th. Vilufushi	kuwait fund	new	6,592,584	54,613,100	7,245,473
	Hospital New Building - V. Felidhoo	V. Felidhoo	kuwait fund	new	6,592,584	54,613,100	7,245,473

Office	Project Name	Location	Loan Given By	Status	2022 Estimated	2023 Estimated	2024 Estimated
	Hospital New Building - K.Thulusdhoo	K.Thulusdhoo	kuwait fund	new	6,592,584	54,613,100	7,245,473
	New Hospital Building - GDh.Gaddhoo	Gdh.Gaddhoo	Deutsche Bank	pret-tendering	19,107,692	18,622,179	6,000,000
	Dev. of New Tertiary Hospital - L.Gan	L.Gan	Deutsche Bank	pret-tendering	18,197,802	23,942,801	52,000,000
1167	Kulhudhuffushi Regional Hospital				34,120,879	33,253,890	75,000,000
	Tertiary Hospital New Building - HDh.Kulhudhuffushi	Kulhudhuffushi City	kuwait fund	new	34,120,879	33,253,890	75,000,000
1215	Ministry of Youth, Sports & Community Empowerment				80,452,485	38,791,584	62,680,003
	Dev. Of National Netball Centre	Male' City	India Exim Bank	on-going	18,197,802	665,078	-
	Development of National Stadium	Male' City	India Exim Bank	new	45,494,505	10,000,000	-
	Estab. Of Synthetic Track - Fuvamulak	Fuvahmuleh City	India Exim Bank	new	2,004,358	3,500,000	8,811,429
	Dev. Of National Basketball Centre	Male' City	India Exim Bank	new	2,004,358	2,344,114	8,811,429
	Dev. Of National Table Tennis Centre	Male' City	India Exim Bank	new	2,004,358	2,344,114	8,811,429
	Estab. Of Badminton Court Complex - Hulhumale	Hulhumale'	India Exim Bank	new	2,004,358	2,344,114	8,811,429
	Estab. Of Synthetic Track - S.Hithadhoo	S.Hithadhoo	India Exim Bank	new	2,004,358	3,500,000	8,811,429
	Estab. Of Synthetic Track - Kulhudhuffushi	Kulhudhuffushi City	India Exim Bank	new	2,004,358	3,500,000	8,811,429
	Estab. Of Synthetic Track - GDh.Thinadhoo	GDh.Thinadhoo	India Exim Bank	new	2,004,358	3,500,000	8,811,429
	Devel. Of Youth Centre - Hdh.Kumundhoo	HDh.Kumundhoo	India Exim Bank	new	682,418	1,773,541	250,000
	Devel. Of Youth Centre - Th.Kandoodhoo	Th.Kandoodhoo	India Exim Bank	new	682,418	1,773,541	250,000
	Dev. Of National Volley Court - Male City	Male' City	India Exim Bank	new	682,418	1,773,541	250,000
	Estab. Of Indoor Complex - Hdh.Kulhudhuffushi	Kulhudhuffushi City	India Exim Bank	new	682,418	1,773,541	250,000
1224	Ministry of National Planning, Housing and Infrastructure				1,373,538,149	1,175,229,729	1,892,489,525
	Greater Male Connectivity Project (Male - Thilafushi Bridge)	Male' City	India Exim Bank	on-going	543,284,735	333,578,022	934,275,811



Office	Project Name	Location	Loan Given By	Status	2022 Estimated	2023 Estimated	2024 Estimated
	Provision of Water Supply & Sewerage Project	Adh.Dhigrah, V.Fulidhoo, V.Feildhoo, V.Thinadhoo, M.Maduvvari, M.Muli, M.Kolhufushi, F.Bileddhoo, F.Dharanboddhoo, Dh.Bandidhoo, Dh.Meedho, Th.Hirilandhoo, L.Isdhoo, L.Kalaidhoo, L.Maabaidhoo, L.Gan, L.Maamendhoo, GA.Maamendhoo, GA.Dhaandhoo, GA.Gemanafushi, GDh.Hoandedhoo, GDh.Madaveli, GDh.Faresmaathodaa	India Exim Bank	on-going	209,274,724	215,640,962	81,237,169
	Addu City Reclamation and Shore Protection	Addu City	India Exim Bank	on-going	109,186,812	95,717,998	107,940,000
	Outer Island Harbour, Water Supply & Sewerage - OFID Phase 3	HDh.Nellaidhoo, HDh.Neykurendhoo, HDh.Makunudhoo, Sh.Feydhoo, B.Khaadhoo, B.Kudarkilli, B.Kendhoo, B.Dharavandhoo, B.Dhonthanu, GA.Kolamaafushi, GDh.Hoandedhoo, GDh.Fiyaaaree, GDh.Vaadhoo	d for International Developm	on-going	79,511,384	43,649,323	97,362,600
	Upgrading of Airport - Hdh.Hanimaadhoo	HDh.Hanimaadhoo	India Exim Bank	on-going	56,823,387	44,338,521	134,000,000
	Affordable Housing Scheme Project	Multiple Islands	X-KSA - Saudi Fund	on-going	56,684,880	23,255,598	51,901,500
	Coastal Protection-Gn.Fuvamulah-OREO Prj	Fuvahmulah City	kuwait fund	on-going	37,550,346	12,191,142	3,283,300
	Prov.WaterSupply,Sani.&WasteMgmt-OFID-P2	HA.Hoarafushi, HDh.Hanimaadhoo, HDh.Nolhivaram, HDh.Nellaidhoo, HDh.Vaikaradhoo, HDh.Kumundhoo, HDh.Makunudhoo, Sh.Milandhoo, N.Maafaru, N.Holhudhoo, R.Ungotaaru, R.Maakurathu, R.Inguradhoo, B.Eydhafushi, B.Kendhoo, Lh.Naifaru, K.Gaafaru, Dh.Kudahuvadhoo,Th.Vilufushi, Th.Guraidhoo, L.Gan, GA.Villingilli, S.Hulhudhoo, S.Feydhoo, S.Maradhoo, S.MaradhooFeydhoo, S.Meedhoo	d for International Developm	on-going	26,191,915	21,430,315	-

Office	Project Name	Location	Loan Given By	Status	2022 Estimated	2023 Estimated	2024 Estimated
	Land Reclamation - K.Gulhifaru	K.Gulhifaru	ING Bank	on-going	15,000,000	20,848,904	58,417,600
	Sanitation in 5 Islands	HDh.Nolhivaranfaru, Lh>Naifaru,K.Hinmmafushi, K.Thulusdhoo, Th.Veymandoo	IDB	on-going	12,131,019	2,884,398	-
	Addu City Road Development	Addu City	India Exim Bank	awarded	109,186,812	124,111,325	117,064,153
	Maldives Urban Dev. & Resilience Project	HDh.Kulhudhuffushi, Lh.Naifaru, Male' City, Hulhumale', Addu City	IDA	awarded	11,192,376	7,481,460	27,845,000
	Const. of Cancer Hospital - L.Gan	L.Gan	India Exim Bank	pre-tendering	45,494,505	80,000,000	77,100,000
	Build. Of Cricket Stadium - Hulhumale'	Hulhumale'	India Exim Bank	pre-tendering	36,395,604	35,470,816	100,000,000
	Port Development Project - K.Gulhifaru	K.Gulhifaru	India Exim Bank	pre-tendering	20,000,000	100,000,000	100,000,000
	Upgrading of Airport - S.Gan	S.Gan	India Exim Bank	pre-tendering	5,629,650	14,630,945	2,062,392
<b>1233 Ministry of Fisheries, Marine Resources and Agriculture</b>					<b>50,689,402</b>	<b>22,348,677</b>	<b>57,603,000</b>
	Fisheries Sector Development Project	Multiple Islands	X-KSA - Saudi Fund	on-going	41,355,688	17,351,570	47,963,000
	Maldives Agribusiness Project	Multiple Islands	d for International Developm	on-going	7,333,714	2,997,107	7,640,000
	Expansion Of MIFCO Facility - Kooddoo & Kaduohgiri	GA.Kooddoo, K.Kanduohgiri	India Exim Bank	on-going	2,000,000	2,000,000	2,000,000
<b>1229 Ministry of Environment, Climate Change and Tehcnology</b>					<b>338,998,113</b>	<b>433,181,910</b>	<b>779,174,200</b>
	Preparing Outer Island For Sustainable Energy Devel - POISED	Multiple Islands	EIB	on-going	104,184,055	45,029,359	100,000,000
	AREISE Project	Multiple Islands	IDA	on-going	53,144,200	57,684,900	50,000,000
	Greater Male Environmental Improvement & Waste Management	K.Thlufushi	AIIB	on-going	46,122,875	33,351,036	83,447,900
	AREISE Project	Multiple Islands	AIIB	on-going	44,845,300	75,000,000	150,000,000
	Greater Male Environmental Improvement & Waste Management	K.Thlufushi	ADB	on-going	40,145,100	33,351,036	64,963,300
	Preparing Outer Island For Sustainable Energy Devel - POISED	Multiple Islands	ADB	on-going	18,726,000	15,704,500	19,510,400
	Small Scale Waste to Energy Project - Phase 2	Multiple Islands	Abu Dhabi	new	13,082,700	16,457,700	20,446,200
	Greater Male Environmental Improvement & Waste Management	K.Thlufushi	IDB	on-going	9,344,800	15,674,000	19,472,500
	Arena converting waste to energy	Addu City	Abu Dhabi	new	6,541,400	10,971,800	13,630,800
	Small Scale Waste to Energy Project	R.Vandhoo	Abu Dhabi	on-going	2,371,083	4,957,579	-

Office	Project Name	Location	Loan Given By	Status	2022 Estimated	2023 Estimated	2024 Estimated
	AREISE Project	Multiple Islands	CDP	on-going	490,600	75,000,000	150,000,000
	Water Supply and Sewerage System in Fuvahmulah - Kuwait Fund	Fuvahmulah City	kuwait fund	on-going	-	-	7,703,100
	AREISE Project	Multiple Islands	CTF	on-going	-	50,000,000	100,000,000

## 8.4 PUBLIC SECTOR INVESTMENT PROGRAM - GRANTS 2022 - 2024

IN MVR

Office	Project Name	Location	Donor	Status	2022 Estimated	2023 Estimated	2024 Estimated
Total					548,860,704	562,715,262	532,963,268
1013 Maldives National Defense Force					16,635,632	3,398,235	-
	Lh. Maafilaafushi Composite Training Centre	Lh. Maafilaafushi	India	on-going	2,356,046	-	-
	Construction Of Ministry of Defense New Building	Male' City	India	on-going	14,279,586	3,398,235	-
1130 Maldives National University					4,759,862	4,558,749	5,000,000
	Establishment of Medical School	Male' City	Pakistan	on-going	4,759,862	4,558,749	5,000,000
1204 Ministry of Tourism					14,591,955	-	-
	Estab. Of Addu Tourism Zone - S.Hithadhoo	S.Hithadhoo	India	on-going	2,918,391	-	-
	Estab. Of Addu Tourism Zone - S.Hulhudhoo	S.Hulhudhoo	India	on-going	2,918,391	-	-
	Estab. Of Addu Tourism Zone - S.Maradhoo	S.Maradhoo	India	on-going	2,918,391	-	-
	Estab. Of Addu Tourism Zone - S.Meedhoo	S.Meedhoo	India	on-going	2,918,391	-	-
	Estab. Of Addu Tourism Zone - S.Feydhoo	S.Feydhoo	India	on-going	2,918,391	-	-
1224 Ministry of National Planning, Housing and Infrastructure					155,909,557	218,293,974	200,000,000
	Maldives Urban Dev. & Resilience Project	Hdh. Kulhudhuffushi, Lh. Maafaru, Male' City, Hulhumale', Addu City	IDA	on-going	47,598,621	-	-
	Coastal Protection-On Fuvamulah-OREO Prj	Fuvamulah City	Netherlands	on-going	23,142,632	35,943,999	-
	Greater Male Connectivity Project (Male - Thilafushi Bridge)	Male' City	India	on-going	76,157,793	182,349,975	200,000,000
	Comm. Rehab. & Detox Centre-S.Hulhudhoo	S.Hulhudhoo	India	on-going	7,449,444	-	-
	Extension of Airport - N. Maafaru	N. Maafaru	Abu Dhabi	new	1,561,067	-	-

Office	Project Name	Location	Donor	Status	2022 Estimated	2023 Estimated	2024 Estimated
<b>1229 Ministry of Environment, Climate Change and Technology</b>							
		HDh. Nohivaranfaru, Sh. Fookaidhoo R. Maduvvari, B. Dharavandhoo AA. Himandhoo, AA. Bodufulhadhoo AA. Mathiveri, Adh. Kumburudhoo M. Raihmandhoo, M. Meyyah M. Dhiggaru, M. Naalaa fushi Dh. Hulhudheli, Dh. Bandidhoo Dh. Meedhoo, Th. Kandoodhoo Th. Kinbidhoo, Th. Omadhoo Th. Vandhoo, Th. Dhiyamigili Th. Gaadhifufushi, GA. Nlandhoo GA. Maamendhoo, GA. Kondey GDh. Hoandeddhoo, GDh. Nadella GDh. Rathafandhoo, GDh. Faresmaathodaa GDh. Fiyaree	UNCC	on-going	2,309,160	-	-
	Estab. Water System (4 Islands) & Water Storage (25 Islands)						
	AREISE Project	Multiple islands	IDA	on-going	35,012,078	54,804,678	107,569,689
	Maldives Clean Environment Project	Multiple islands	IDA	on-going	39,448,449	27,910,417	-
	Greater Male Environmental Improvement & Waste Management	K.Thiafushi	ABD	on-going	25,000,000	50,000,000	-
	Preparing Outer Island For Sustainable Energy Devel - POSED	Multiple islands	ABD	on-going	57,393,224	10,431,914	-
	Renewable Energy Project - ASSURE	Multiple islands	ABD	new	25,000,000	25,000,000	25,000,000
	Building Climate Resilient Safer Islands	L.maamendhoo, Fonadhoo, Gan, Isdhoo and Addu City Meedhoo	Japan	new	17,265,422	24,648,985	20,192,765
	Building Climate Resilient Safer Islands	L.maamendhoo, Fonadhoo, Gan, Isdhoo and Addu City Meedhoo	GCF	new	17,265,422	24,648,985	20,192,765
	Greater Male Waste To Energy Project	K.Thiafushi	ABD	new	112,211,340	111,837,145	153,637,170
<b>1233 Ministry of Fisheries, Marine Resources and Agriculture</b>							
	Estab. Of Geydhoshu Mas Plant - N.Kendhikuldhoo	N.Kendhikuldhoo	India	on-going	4,000,000	3,600,000	-
	Enhancmt. of agri. support services and community linkages	Multiple islands	India	on-going	1,597,541	-	-
	Maldives Agribusiness Project	Multiple islands	IFAD	on-going	6,620,416	3,582,180	1,370,879
	Maldives Sustainable Fisheries Development Project	Multiple islands	IDA	on-going	12,420,396	-	-
<b>1240 Ministry of Islamic Affairs</b>							
	Contruction of Mosque - Adh. Dhangethi	Adh. Dhangethi	Saudi Arabia	on-going	1,420,250	-	-

8.5 PUBLIC SECTOR INVESTMENT PROGRAM - TRUST FUND 2022 - 2024

IN MVR

Office	Project Name	Island	Fund	Status	2022 Estimated	2023 Estimated	2024 Estimated
Total					414,518,012	451,844,227	451,122,990
1224 Ministry of National Planning, Housing and Infrastructure							
	Water and Sewerage System - HA. Maarandhoo	HA. Maarandhoo	Green Fund	on-going	6,115,201	1,250,669	9,064,972
	Water Supply System - HA. Muraidhoo	HA. Muraidhoo	Green Fund	on-going	3,965,102	810,935	5,833,085
	Estab. Water & Sewerage System - HA. Thakandhoo	HA. Thakandhoo	Green Fund	on-going	6,441,317	1,317,366	9,555,169
	Water and Sewerage Network - Hirimaradhoo	HDh. Hirimaradhoo	Green Fund	on-going	9,951,169	1,197,174	8,608,296
	Estab. Water System - HDh. Naivaadhoo	HDh. Naivaadhoo	Green Fund	on-going	1,300,953	260,851	-
	Coastal Protection - HDh. Nellaidhoo	HDh. Nellaidhoo	Green Fund	on-going	281,623	337,110	495,528
	Water and Sewerage System - HDh. Kurinbi	HDh. Kurinbee	Green Fund	on-going	6,306,384	334,694	-
	Establishing Water & Sewerage System - HDh. Finey	HDh. Finey	Green Fund	on-going	4,248,090	361,433	-
	Estab. Water & Sewerage System - Sh. Narudhoo	SH. Narudhoo	Green Fund	on-going	2,877,132	2,301,866	635,988
	Water Supply System - Sh. Kanditheemu	Sh. Kanditheemu	Green Fund	on-going	2,067,625	533,025	-
	Water and Sewerage Network - Sh. Komandoo	Sh. Komandoo	Green Fund	on-going	2,919,876	964,039	-
	Water and Sewerage System - Sh. Maroshi	Sh. Maroshi	Green Fund	on-going	2,986,257	3,112,831	880,146
	Water and Sewerage System - Sh. Maungoodhoo	Sh. Maungoodhoo	Green Fund	on-going	2,108,798	2,382,426	621,531
	Coastal Protection - Sh. Milandhoo	Sh. Milandhoo	Green Fund	on-going	3,021,810	12,385,031	5,343,748
	Sh. Feevah Sewerage Sytem	Sh. Feevah	Green Fund	on-going	3,683,555	2,351,362	542,831
	Water Supply System - Sh. Feevah	Sh. Feevah	Green Fund	on-going	4,082,880	9,646,038	5,826,289
	Water Supply System - N. Henbadhoo	N. Henbadhoo	Green Fund	on-going	2,415,813	3,632,923	5,149,641

Office	Project Name	Island	Fund	Status	2022	2023	2024
					Estimated	Estimated	Estimated
	Coastal Protection - N.Henbadhoo	N.Henbadhoo	Green Fund	on-going	140,811	1,066,903	124,505
	Water Supply System - N.Holhudhoo	N.Holhudhoo	Green Fund	on-going	2,692,802	540,575	-
	Water and Sewerage System - N.Lhohi	N.L.hohi	Green Fund	on-going	1,405,237	1,267,926	1,242,506
	Water and Sewerage System - N.Kudafaree	N.Kudafari	Green Fund	on-going	5,110,268	4,707,541	1,904,721
	Water and Sewerage System - N.Maalhendhoo	N.Maalhendhoo	Green Fund	on-going	7,962,337	3,508,687	1,070,128
	Water and Sewerage System - N.Foddhoo	N.Foddhoo	Green Fund	on-going	3,361,313	5,040,376	7,239,661
	Coastal Protection - R.Rasmaadhoo	R.Rasmaadhoo	Green Fund	on-going	250,483	197,916	-
	Water and Sewerage System - R.Rasgetheemu	R.Rasgetheemu	Green Fund	on-going	1,360,196	414,935	-
	Water and Sewerage System - Angolhitheemu	R.Angolhitheemu	Green Fund	on-going	1,259,170	4,547,341	487,487
	R. Innamaadhoo Sewerage Sytem	R. Innamaadhoo	Green Fund	on-going	4,047,669	424,222	447,567
	Water Supply System- R.Innamaadhoo	R. Innamaadhoo	Green Fund	on-going	5,298,522	837,314	5,963,466
	Water and Sewerage System - R.Inguraidhoo	R. Inguraidhoo	Green Fund	on-going	3,938,581	575,893	-
	Coastal Protection - R.Ungoofaaruu	R. Ungoofaaruu	Green Fund	on-going	611,471	3,635,680	5,478,213
	Water and Sewerage System - R.Vaadhoo	R. Vaadhoo	Green Fund	on-going	1,652,914	3,530,770	479,943
	R. Maakurathu Sewerage Sytem	R. Maakurathu	Green Fund	on-going	379,938	-	-
	Coastal Protection - R.Faniu	R. Faniu	Green Fund	on-going	192,272	-	-
	Water and Sewerage System - B.Hithaadhoo	B. Hithaadhoo	Green Fund	on-going	3,518,789	1,411,090	-
	Water and Sewerage System - B.Maalhös	B. Maalhös	Green Fund	on-going	6,733,052	8,995,506	7,100,075
	Coastal Protection - B.Dhonfanu	B. Dhonfanu	Green Fund	on-going	563,245	3,042,142	-
	Coastal Protection - B.Thulhaadhoo	B. Thulhaadhoo	Green Fund	on-going	571,005	2,580,718	252,440
	Coastal Protection - Lh. Kurendhoo	Lh. Kurendhoo	Green Fund	on-going	1,126,490	1,693,976	249,084

Office	Project Name	Island	Fund	Status	2022 Estimated	2023 Estimated	2024 Estimated
Coastal Protection - Lh.Olhuvelifushi		Lh.Olhuvelifushi	Green Fund	on-going	699,609	1,215,735	171,831
Water Supply System - K.Himmafushi		K.Himmafushi	Green Fund	on-going	8,027,245	8,584,143	1,232,233
K. Kaashidhoo Sewerage Sytem		K.Kaashidhoo	Green Fund	on-going	1,887,153	567,584	-
Water and Sewerage Network - K.Gulhi		K.Gulhi	Green Fund	on-going	1,755,548	228,503	-
Outer Island Harbour, Water Supply & Sewerage - OFID Phase 3		HDh.Nehlaidhoo, HDh.Neykurendhoo, HDh.Makunudhoo, Sh.Feydhoo, B.Khaadhoo, B.Kudarikilu, B.Kendhoo, B.Dharavandhoo, B.Dhonfau, GA.Kolamaafushi, GDh.Hoandehdhoo, GDh.Fiyaree, GDh.Vaadhoo	Green Fund	on-going	9,011,922	5,903,893	10,124,677
	Water and Sewerage Network -AA. Himandhoo	AA.Himandhoo	Green Fund	on-going	8,960,957	5,375,831	7,732,755
	Coastal Protection - AA.Rasdhoo	AA.Rasdhoo	Green Fund	on-going	821,748	-	-
	Water Supply System - AA.Mathiveri	AA.Mathiveri	Green Fund	on-going	5,277,316	6,392,354	4,560,785
	AA. Mathiveri Sewerage Sytem	AA.Mathiveri	Green Fund	on-going	2,118,617	1,547,820	-
Water and Sewerage System - AA.Feridhoo		AA.Feridhoo	Green Fund	on-going	1,137,472	4,105,298	2,432,107
Estab. Water System - Adh. Hanyaameedhoo		Adh. Hanyaameedhoo	Green Fund	on-going	3,048,828	3,961,317	539,153
Water and Sewerage System - Kunburudhoo		Adh.Kunburudhoo	Green Fund	on-going	6,209,594	3,720,820	5,300,009
Coastal Protection - Adh.Kunburudhoo		Adh.Kunburudhoo	Green Fund	on-going	3,748,019	7,765,580	920,552
Adh. Omadhoo Sewerage Sytem		Adh.Omadhoo	Green Fund	on-going	1,402,195	81,841	-
Coastal Protection - ADh.Omadhoo		Adh.Omadhoo	Green Fund	on-going	1,547,235	3,151,314	342,015
Sewerage System - ADh.Fenfushi		Adh.Fenfushi	Green Fund	on-going	1,628,590	4,411,591	479,998
Adh. Dhangethi Water Supply System		Adh.Dhangethi	Green Fund	on-going	2,703,577	2,540,840	-
Coastal Protection - V.Rakeedhoo		V.Rakeedhoo	Green Fund	on-going	774,283	2,173,499	-
Water and Sewerage System - V.Keyodhoo		V.Keyodhoo	Green Fund	on-going	6,407,664	7,186,781	491,809



Office	Project Name	Island	Fund	Status	2022	2023	2024
					Estimated	Estimated	Estimated
	Coastal Protection - V.Fulidhoo	V.Fulidhoo	Green Fund	on-going	5,475,112	1,256,085	484,107
	Coastal Protection - M.Kolhufushi	M.Kolhufushi	Green Fund	on-going	2,263,934	4,767,985	500,441
	Coastal Protection - M. Mulah	M.Mulah	Green Fund	on-going	1,913,498	5,191,843	263,939
	Coastal Protection - M. Dhiggaru	M.Dhiggaru	Green Fund	on-going	152,274	-	-
	Coastal Protection-Gn.Fuamulah-OREO Prij	Fuvahmulah City	Green Fund	on-going	3,942,716	4,799,850	-
	F. Nilandhoo Water Supply System	F. Nilandhoo	Green Fund	on-going	3,579,491	-	-
	F. Bileidhoo Sewerage Sytem	F. Bileidhoo	Green Fund	on-going	4,913,297	2,536,309	911,631
	Water & Sewerage System - F. Magoodhoo	F. Magoodhoo	Green Fund	on-going	2,976,846	266,783	-
	F. Feeali Sewerage Sytem	F. Feeali	Green Fund	on-going	1,776,489	84,711	-
	Coastal Protection - Th. Buruni	Th. Buruni	Green Fund	on-going	2,263,934	4,069,731	500,441
	Estab. Water System - Th. Veymandoo	Th. Veymandoo	Green Fund	on-going	4,265,113	618,051	-
	Water and Sewerage System-Th.Gaadhifushi	Th. Gaadhifushi	Green Fund	on-going	1,981,206	3,263,537	-
	Estab. Water System - L. Maavah	L. Maavah	Green Fund	on-going	1,387,007	178,578	-
	Water and Sewerage System - GA. Nilandhoo	GA. Nilandhoo	Green Fund	on-going	3,537,533	3,546,446	651,640
	Water and Sewerage System -Kanduhulhudoo	GA. Kanduhulhudhoo	Green Fund	on-going	6,934,056	2,110,757	-
	GA. Maamendhoo Sewerage Sytem	GA. Maamendhoo	Green Fund	on-going	3,327,876	500,449	-
	GA. Gemanafushi Sewerage Sytem	GA. Gemanafushi	Green Fund	on-going	2,482,165	497,694	-
	Coastal Protection - GDh. Rathafandhoo	GDh. Rathafandhoo	Green Fund	on-going	1,352,988	2,910,885	-
	GDh. Madaveli Sewerage Sytem	GDh. Madaveli	Green Fund	on-going	3,563,081	535,820	-
	Sanitation in 5 islands	HDh. Nohivaranfaru, Lh. Naifarau, K. Himmmafushi, K. Thulusdhoo, Th. Veymandoo	Green Fund	on-going	2,521,730	-	-
	Coastal Protection (Study)- S. Meedhoo	S. Meedhoo	Green Fund	on-going	163,459	294,974	-

Office	Project Name	Island	Fund	Status	2022 Estimated	2023 Estimated	2024 Estimated
Prov. WaterSupply,Sani.&WasteMgmt-OFID-P2		HA.Hoarafushi, HDh.Hanimaadhoo, HDh.Nolhivaram, HDh.Nehlaidhoo, HDh.Vaikaradhoo, HDh.Kumundhoo, HDh.Makunudhoo, Sh.Milandhoo, N.Maafaru, N.Holhudhoo, R.Ungoofaaru, R.Maakurathu, R.Inguraidhoo, B.Eydhafushi, B.Kendhoo, Lh.Naifaru, K.Gaafaru, Dh.Kudahuvadhoo, Th.Vilufushi, Th.Guraidhoo, L.Gan, GA.Villingili, S.Hulhudhoo, S.Feydhoo, S.Maradhoo, S.Maradhooofeydhoo, S.Meedhoo	Green Fund	on-going	2,628,748	982,537	
Coastal Protection - HA.Hoarafushi		HA.Hoarafushi	Green Fund	retention	319,976	-	-
HA. Baarah Sewerage Sytem		HA.Baarah	Green Fund	retention	884,796	-	-
HA. Utheemu Sewerage Sytem		HA.Utheemu	Green Fund	retention	640,332	-	-
Coastal Protection - HA.Dhiidhoo		HA.Dhiidhoo	Green Fund	retention	501,250	-	-
R. Rasmaadhoo Sewerage Sytem		R.Rasmaadhoo	Green Fund	retention	531,598	-	-
Adh. Hangnaameedhoo Sewerage Sytem		Adh.Hanyaameedhoo	Green Fund	retention	545,779	-	-
L. Maavah Sewerage Sytem		L.Maavah	Green Fund	retention	1,060,033	-	-
Coastal Protection - N.Maalhendhoo		N.Maalhendhoo	Green Fund	new	1,495,018	4,102,215	4,464,768
Coastal Protection South Side - R.Rasmaadhoo		R.Rasmaadhoo	Green Fund	new	1,050,000	1,985,129	1,974,583
Coastal Protection - R.Maduvvari		R.Maduvvari	Green Fund	new	1,562,795	4,156,919	4,548,133
Coastal Protection - B.Maalhos		B.Maalhos	Green Fund	new	2,242,527	3,699,728	4,099,760
Coastal Protection - B.Dharavandhoo		B.Dharavandhoo	Green Fund	new	1,139,868	1,745,334	1,961,261
Coastal Protection - Adh.Dhigurah		Adh.Dhigurah	Green Fund	new	2,250,000	3,712,974	4,114,253
Coastal Protection - M.Muli		M.Muli	Green Fund	new	2,301,772	4,079,746	4,464,061

Office	Project Name	Island	Fund	Status	2022	2023	2024
					Estimated	Estimated	Estimated
Coastal Protection - F. Nilandhoo		F. Nilandhoo	Green Fund	new	2,202,609	3,353,966	3,772,942
Coastal Protection - GDh. Nadella		GDh. Nadella	Green Fund	new	2,202,609	3,628,975	4,022,343
Sewerage Systm for new Stlmnts-Funadhoo		Sh. Funadhoo	Green Fund	awarded	1,258,987	2,597,146	3,304,572
Coastal Protection - Th. Vandhoo		Th. Vandhoo	Green Fund	tendering	1,195,956	2,013,243	264,365
Coastal Protection - S. Hithadhoo		S.Hithadhoo	Green Fund	pre-tendering	3,341,018	6,316,527	6,282,968
Coastal Protection - HA.Filladhoo		HA.Filladhoo	Green Fund	pre-tendering	200,000	728,961	7,010,501
Coastal Protection - HDh.Naivaadhoo		HDh.Naivaadhoo	Green Fund	pre-tendering	2,322,000	4,389,972	4,366,648
Coastal Protection - Sh. Komandoo		Sh. Komandoo	Green Fund	pre-tendering	2,602,200	4,041,081	4,096,761
Coastal Protection - Sh. Maaungoodhoo		Sh. Maaungoodhoo	Green Fund	pre-tendering	1,890,000	3,573,233	3,554,248
Coastal Protection - N.Kudafari		N.Kudafari	Green Fund	pre-tendering	397,500	751,513	747,521
Coastal Protection - R. Hulhuffaaru		R. Hulhuffaaru	Green Fund	pre-tendering	368,217	696,151	692,452
Coastal Protection - R. Vaadhoo		R. Vaadhoo	Green Fund	pre-tendering	200,000	1,024,134	8,627,850
Coastal Protection - B. Kudarikilu		B. Kudarikilu	Green Fund	pre-tendering	2,212,485	4,182,923	4,160,699
Coastal Protection - B. Kendhoo		B. Kendhoo	Green Fund	pre-tendering	2,250,000	4,253,848	4,231,248
Coastal Protection - K. Himmafushi		K. Himmafushi	Green Fund	pre-tendering	200,000	353,601	2,649,764
Coastal Protection - K. Thulusdhoo		K. Thulusdhoo	Green Fund	pre-tendering	2,478,231	4,685,341	4,660,448
Coastal Protection - AA.Mathiveri		AA.Mathiveri	Green Fund	pre-tendering	783,750	1,481,757	1,473,885
Water Supply System- ADh.Omadhoo		Adh.Omadhoo	Green Fund	pre-tendering	6,143,272	6,464,610	14,021,214
Coastal Protection - Adh. Mahibadhoo		Adh. Mahibadhoo	Green Fund	pre-tendering	200,000	802,500	2,211,065
Water and Sewerage System - ADh. Dhihdhoo		ADh. Dhihdhoo	Green Fund	pre-tendering	3,769,783	2,564,366	15,467,549
Establishing Water & Sewerage System - V. Rakeedhoo		V. Rakeedhoo	Green Fund	pre-tendering	3,561,318	2,436,464	14,624,820
Coastal Protection - V. Feildhoo		V. Feildhoo	Green Fund	pre-tendering	3,075,450	5,176,032	5,715,133

Office	Project Name	Island	Fund	Status	2022	2023	2024	
					Estimated	Estimated	Estimated	
1240 Ministry of Islamic Affairs	Water and Sewerage Network -M.Naalafushi	M.Naalafushi	Green Fund	pre-tendering	3,693,165	2,527,730	15,167,225	
	Coastal Protection - M.Maduvari	M.Maduvari	Green Fund	pre-tendering	200,000	745,772	6,513,891	
	Devel. Swimming Area & Coastal Protection - Th. Vilufushi	Th. Vilufushi	Green Fund	pre-tendering	1,174,500	2,220,509	2,208,711	
	Water Supply System - Th. Dhiyamigili	Th. Dhiyamigili	Green Fund	pre-tendering	4,744,368	4,974,719	10,812,243	
	Coastal Protection - Th. Dhiyamigili	Th. Dhiyamigili	Green Fund	pre-tendering	200,000	858,750	2,370,553	
	Coastal Protection - Th. Thimarafushi	Th. Thimarafushi	Green Fund	pre-tendering	1,159,500	2,192,150	2,180,503	
	Coastal Protection - Th. Gaadhiffushi	Th.gaadhiffushi	Green Fund	pre-tendering	2,234,449	4,224,448	4,202,005	
	Coastal Protection - GA.Dhehvadhoo	GA.Dhehvadhoo	Green Fund	pre-tendering	802,994	1,518,139	1,510,073	
	Coastal Protection - GA.Gemanafushi	GA.Gemanafushi	Green Fund	pre-tendering	1,000,000	9,333,907	15,793,863	
	Water and Sewerage Network -GDh.Nadellaa	GDh.Nadellaa	Green Fund	pre-tendering	5,105,224	3,526,633	20,995,742	
	Devel. East Breakwater & Upgr. Old Jetty - GDh. Thinadhoo	GDh. Thinadhoo	Green Fund	pre-tendering	4,575,000	8,649,492	8,603,538	
	Revetment Project - GDh. Thinadoo	GDh. Thinadhoo	Green Fund	pre-tendering	4,575,000	8,649,492	8,603,538	
	Coastal Protection - S. Hithadhoo (Beyrumathi)	S.Hithadhoo	Green Fund	pre-tendering	2,502,609	4,731,430	4,706,292	
						770,017	682,388	1,141,765
	Const. of Mosque Mathimaradhoo,L.Gan	L.Gan	Zakat Fund	retention	245,017	-	-	
	Devel. Of Zikura Mosque - Male City	Male City	Zakat Fund	pre-tendering	525,000	682,388	1,141,765	

Office	Project Name	Island	Fund	Status	2022 Estimated	2023 Estimated	2024 Estimated
1229 Ministry of Environment, Climate Change and Technology					74,879,782	109,483,226	82,490,090
		HDh.Nohivaranfaru, Sh.Foakaidhoo, R.Maduvari, B.Dharavandhoo, AA.Himandhoo, AA.Bodufulhadhoo, AA.Mathiveri, ADh.Kunburudhoo, M.Rahmandhoo, M.Meyyah, M.Dhiggaru, M.Naalaafushi, Dh.Hulhudheli, Dh.Banddhoo, Dh.Meedhoo, Th.Kandoodhoo, Th.Kinbidhoo, Th.Omadhoo, Th.Vandhoo, Th.Dhiyamigili, Th.Gaadhihfushi, GA.Nilandhoo, GA.Maamendhoo, GA.Kondey, GDh.Hoandehdhoo, GDh.Nadella, GDh.Rathafandhoo, GDh.Faresmaathodaa, GDh.Fiyaree	Green Fund	on-going	104,783	-	-
	Estab. Water System (4 Islands) & Water Storage (25 Islands)						
	Estab. Regional Waste Management System - Huvadhu Atoll	Huvadhu Atoll	Green Fund	on-going	978,396	-	-
	Waste Management Centre - HDh.Nellaidhoo	HDh.Nellaidhoo	Green Fund	on-going	188,642	38,994	-
	Upg. Of Waste Management Centre - N. Kendhikuhdhoo	N.Kendhikuhdhoo	Green Fund	on-going	27,881	-	-
	Estab. Of Waste Management Centre - N.Velidhoo	N.Velidhoo	Green Fund	on-going	109,551	-	-
	Upg. Of Waste Management Centre - N. Manadhoo	N.Manadhoo	Green Fund	on-going	27,881	-	-
	Upg. Of Waste Management Centre - N. Magoodhoo	N.Magoodhoo	Green Fund	on-going	21,052	-	-
	Upg. Of Waste Management Centre - B. Thulhaadhoo	B.Thulhaadhoo	Green Fund	on-going	27,740	-	-
	Estab. Of Waste Management Centre - Lh.Hinnavaru	Lh.Hinnavaru	Green Fund	on-going	54,776	-	-
	Estab. Regional Waste Management Facility - Addu City	Addu City	Green Fund	on-going	16,897,354	8,536,507	9,350,809
	Maldives Clean Environment Project	Multiple Islands	Green Fund	on-going	4,224,339	14,326,647	-
	Estab. Of Regnl Lab for Water Quality Testing - L.Fonadhoo	L.Fonadhoo	Green Fund	on-going	1,249,137	119,741	-
	Greater Male Environmental Improvement & Waste Management	K.Thilafushi	Green Fund	on-going	5,075,306	4,513,507	2,880,814

Office	Project Name	Island	Fund	Status	2022 Estimated	2023 Estimated	2024 Estimated
	Estab. Drainage System - GDh. Thinadhoo	GDh. Thinadhoo	Green Fund	on-going	2,534,603	-	-
	Small Scale Waste to Energy Project	R.Vandhoo	Green Fund	on-going	291,391	13,005,852	-
	Preparing Outer Island For Sustainable Energy Devel - POISED	Multiple islands	Green Fund	on-going	935,897	736,638	-
	Estab. Of Waste Yard - HA.Kelaa	HA.Kelaa	Green Fund	retention	44,725	-	-
	Estab. Drainage System - S.Feydhoo	S.Feydhoo	Green Fund	retention	1,164,030	-	-
	Greater Male Waste To Energy Project	K.Thilafushi	Green Fund	new	15,248,008	20,241,811	22,781,411
	Upg. of Zone 1 Island Waste Management Centres	HA.Thuraakunu, N.Magoodhoo, HA.Hoarafushi, Sh.Goidhoo, Sh.Maroshi, Sh.Milandhoo	Green Fund	new	3,093,300	5,848,191	5,817,120
	Estab. Systems For Bio-Treatment Of Org. Waste in Zone 2	N.Kudafari, N.Maafaru, N.Holhudhoo, N.Velidhoo, R.Alifushi, R.Ungoofaaruu, R.Innamaadhoo, R.Maduvaru, B.Kamadhoo, B.Kendhoo, B.Thulhaadhoo, B.Hithaadhoo, Lh.Hinnavaru, Lh.Naifaru, Lh.Kurendhoo	Green Fund	new	3,600,000	6,806,158	6,769,997
	Estab. Syst. For Bio-Treatment Of Orgnc. Waste Zones 4 & 5	M.Mulah, Dh.Maaenboodhoo, Th.Burnee, Th.Vilufushi, Th.Madifushi, Th.Thimara fushi, Th.Veymandoo, Th.Kinbidhoo, L.Dhanbidhoo, L.Gan	Green Fund	new	4,725,000	8,933,082	8,885,621
	Estab. Of Waste Transfer Stations of Zone 4 & 5	Male' City	Green Fund	new	1,237,500	2,339,617	2,327,186
	Protection of Pond Area - S.Hulhudhoo	S.Hulhumeedhoo	Green Fund	awarded	2,323,125	4,285,752	4,421,726
	Estab. Air Quality Checking System	Hulhumale'	Green Fund	tendering	490,080	926,545	921,622
	Estab. Ambient Air Quality Monitoring Station - Male	Male' City	Green Fund	tendering	1,481,700	2,801,301	2,786,418
	Waste Mngmt Project in Zone 1 Islands (OFD Ph2 - Waste LC)	Multiple islands	Green Fund	tendering	332,965	668,848	606,566
	Estab. Waste Transfer Station - Huvaadhu Atoll	GDh.Vaadhoo	Green Fund	pre-tendering	4,575,000	8,649,492	8,603,538
	Establishment of Waste Yard - HA.Baarah	HA.Baarah	Green Fund	pre-tendering	375,000	708,975	705,208

Office	Project Name	Island	Fund	Status	2022	2023	2024
					Estimated	Estimated	Estimated
	Estab. Of Waste Yard - HA.Dhindhoo	HA.Dhindhoo	Green Fund	pre-tendering	86,250	163,064	162,198
	Estab. Of Waste Yard - HDh.Nolhivranfaru	HDh.Nolhivranfaru	Green Fund	pre-tendering	306,821	580,076	576,994
	Estab. Waste Management System - Sh. Funadhoo	Sh. Funadhoo	Green Fund	pre-tendering	241,500	456,580	454,154
	Upg. Of Waste Management Centre - R. Innamaadhoo	R. Innamaadhoo	Green Fund	pre-tendering	118,500	224,036	222,846
	Upg. Of Waste Management Centre - B. Kendhoo	B. Kendhoo	Green Fund	pre-tendering	147,750	279,336	277,852
	Estab. Of Waste Yard (Phase 2) - GDh. Thinadhoo	GDh. Thinadhoo	Green Fund	pre-tendering	272,558	515,298	512,560
	Zone 1 Regional Waste Management Project	HA.Ihavandhoo, HA.Yashafaru, HA.Filadhoo, HA.Utheemu, HDh.Hanimaadhoo, HDh.Naivaadhoo, Sh.Foakaidhoo, Sh.Narudhoo, Sh.Komandoo	Green Fund	pre-tendering	2,267,241	3,777,178	3,425,450

8.6 PUBLIC SECTOR INVESTMENT PROGRAM BY ISLAND 2022

IN MVR

BA	Island	Office	Project Name	Status	Domestic	Loan	Grant	Trust Fund	Total
Total					2,672,694,942	2,694,337,624	548,860,704	414,518,012	6,330,411,282
HA, Thuraakunu					3,527,281	-	-	-	-
1224	Ministry of National Planning, Housing and Infrastructure		Land Reclamation - HA, Thuraakunu	on-going	1,640,061	-	-	-	-
1215	Ministry of Youth, Sports & Community Empowerment		Developing Sub base - HA, Thuraakunu	retention	213,387	-	-	-	-
1062	MOE / Atoll School Construction		School (2 Class, Toilet, Library & Office) - Thuraakunu	Tendering	450,000	-	-	-	-
1240	Ministry of Islamic Affairs		Construction Of Mosque - HA, Thuraakunu	Tendering	1,223,833	-	-	-	-
1224	Ministry of National Planning, Housing and Infrastructure		Estab. Of High Speed Ferry System - North Region	on-going	-	-	-	-	-
1229	Ministry of Environment, Climate Change and Technology		Preparing Outer Island For Sustainable Energy Devel - POISED	on-going	-	-	-	-	-
1229	Ministry of Environment, Climate Change and Technology		Upg. of Zone 1 Island Waste Management Centres	new	-	-	-	-	-
HA, Uligamu					135,302,205	-	-	-	-
1224	Ministry of National Planning, Housing and Infrastructure		Water and Sewerage Network - HA, Uligamu	on-going	2,280,205	-	-	-	-
1215	Ministry of Youth, Sports & Community Empowerment		Estab. Of Futsal Ground - HA, Uligamu	tendering	975,000	-	-	-	-
1062	MOE / Atoll School Construction		School Building (8 Class, Lab, AV Room & Wall) - HA, Uligamu	pre-tendering	1,500,000	-	-	-	-
1224	Ministry of National Planning, Housing and Infrastructure		Expansion of Harbour - HA, Uligamu	pre-tendering	8,775,000	-	-	-	-
1013	Maldives National Defense Force		Radar System Projects	on-going	-	-	-	-	-
1224	Ministry of National Planning, Housing and Infrastructure		Estab. Of High Speed Ferry System - North Region	on-going	-	-	-	-	-
1229	Ministry of Environment, Climate Change and Technology		Preparing Outer Island For Sustainable Energy Devel - POISED	on-going	-	-	-	-	-
1224	Ministry of National Planning, Housing and Infrastructure		High Speed Ferry Network Access Improvement Platform	new	-	-	-	-	-
1229	Ministry of Environment, Climate Change and Technology		Waste Mngmt Project In Zone 1 Islands (OFID Ph2 - Waste LC)	tendering	-	-	-	-	-
HA, Hoarafushi					22,428,883	-	-	319,976	319,976
1224	Ministry of National Planning, Housing and Infrastructure		Coastal Protection - HA, Hoarafushi Airport	on-going	91,40,630	-	-	-	-
1215	Ministry of Youth, Sports & Community Empowerment		Devel. Of Football Ground - HA, Hoarafushi	retention	304,566	-	-	-	-
1224	Ministry of National Planning, Housing and Infrastructure		Coastal Protection - HA, Hoarafushi	retention	-	-	-	319,976	319,976
1163	Ministry of Health		Hospital New Building - HA, Hoarafushi	new	500,000	-	-	-	-
1215	Ministry of Youth, Sports & Community Empowerment		Dev. Of Volley Court - HA, Hoarafushi	new	180,000	-	-	-	-
1215	Ministry of Youth, Sports & Community Empowerment		Estab. Of Swimming Track - HA, Hoarafushi	new	350,000	-	-	-	-
1224	Ministry of National Planning, Housing and Infrastructure		Developing Roads - HA, Hoarafushi	awarded	10,786,187	-	-	-	-
1016	Ministry of Home Affairs		Const. Of Juvenile Justice Unit - HA, Hoarafushi	pre-tendering	967,500	-	-	-	-



BA	Island	Office	Project Name	Status	Domestic	Loan	Grant	Trust Fund	Total
1276		Local Government Authority	Construction Of Council Office - HA, Hooratushi	pre-tendering	200,000	-	-	-	-
1224		Ministry of National Planning, Housing and Infrastructure	Estab. Of High Speed Ferry System - North Region	on-going	-	-	-	-	-
1224		Ministry of National Planning, Housing and Infrastructure	Prov.WaterSupply,Sani.&WasteMngmtOFID-P2	on-going	-	-	-	-	-
1229		Ministry of Environment, Climate Change and Technology	Preparing Outer Island For Sustainable Energy Devel - POISED	on-going	-	-	-	-	-
1224		Ministry of National Planning, Housing and Infrastructure	High Speed Ferry Network Access Improvement Platform	new	-	-	-	-	-
1229		Ministry of Environment, Climate Change and Technology	Upp. of Zone 1 Island Waste Management Centres	new	-	-	-	-	-
<b>HA, Molhadhoo</b>					<b>7,536,665</b>	-	-	-	-
1224		Ministry of National Planning, Housing and Infrastructure	Estab. Water & Sewerage System - HA, Molhadhoo	on-going	3,999,704	-	-	-	-
1224		Ministry of National Planning, Housing and Infrastructure	Habour Construction - HA, Molhadhoo	retention	1,699,461	-	-	-	-
1163		Ministry of Health	Upgrading Health Centre - HA, Molhadhoo	new	1,500,000	-	-	-	-
1062		MOE / Abol School Construction	School 3 Classroom - HA, Molhadhoo	pre-tendering	337,500	-	-	-	-
1224		Ministry of National Planning, Housing and Infrastructure	Estab. Of High Speed Ferry System - North Region	on-going	-	-	-	-	-
1229		Ministry of Environment, Climate Change and Technology	Preparing Outer Island For Sustainable Energy Devel - POISED	on-going	-	-	-	-	-
1224		Ministry of National Planning, Housing and Infrastructure	High Speed Ferry Network Access Improvement Platform	new	-	-	-	-	-
1229		Ministry of Environment, Climate Change and Technology	Waste Mngmt Project in Zone 1 islands (OFID PH2 - Waste LC)	tendering	-	-	-	-	-
<b>HA, Ihavandhoo</b>					<b>35,858,491</b>	-	-	-	-
1062		MOE / Abol School Construction	HA, Ihavandhoo School Multipurpose	on-going	192,924	-	-	-	-
1224		Ministry of National Planning, Housing and Infrastructure	Land Reclamation - HA, Ihavandhoo	on-going	3,456,158	-	-	-	-
1215		Ministry of Youth, Sports & Community Empowerment	Developing Sub base - HA, Ihavandhoo	retention	116,055	-	-	-	-
1215		Ministry of Youth, Sports & Community Empowerment	Turfing Football Stadium - HA, Ihavandhoo	retention	178,065	-	-	-	-
1224		Ministry of National Planning, Housing and Infrastructure	Harbor Upgrading - HA, Ihavandhoo	retention	2,868,054	-	-	-	-
1163		Ministry of Health	Hospital New Building - HA, Ihavandhoo	new	17,567,235	-	-	-	-
1224		Ministry of National Planning, Housing and Infrastructure	Developing Roads - HA, Ihavandhoo	new	10,500,000	-	-	-	-
1233		Ministry of Fisheries, Marine Resources and Agriculture	Estb. Of Fish Storage Facility - HA, Ihavandhoo	new	780,000	-	-	-	-
1215		Ministry of Youth, Sports & Community Empowerment	Devel. Of Youth Centre - HA, Ihavandhoo	pre-tendering	200,000	-	-	-	-
1224		Ministry of National Planning, Housing and Infrastructure	Estab. Of High Speed Ferry System - North Region	on-going	-	-	-	-	-
1229		Ministry of Environment, Climate Change and Technology	Preparing Outer Island For Sustainable Energy Devel - POISED	on-going	-	-	-	-	-
1027		Maldives Police Service	Establishing Of Police Stations	new	-	-	-	-	-
1224		Ministry of National Planning, Housing and Infrastructure	High Speed Ferry Network Access Improvement Platform	new	-	-	-	-	-
1229		Ministry of Environment, Climate Change and Technology	Zone 1 Regional Waste Management Project	pre-tendering	-	-	-	-	-

BA	Island	Office	Project Name	Status	Domestic	Loan	Grant	Trust Fund	Total
HA.Maarandhoo					1,544,419	-	-	6,115,201	6,115,201
1215	Ministry of Youth, Sports & Community Empowerment		Dev. of Football Ground - HA.Maarandhoo	ongoing	562,667	-	-	-	-
1224	Ministry of National Planning, Housing and Infrastructure		Water and Sewerage System -HA.Maarandhoo	ongoing	-	-	-	6,115,201	6,115,201
1163	Ministry of Health		Health Centre Extension -HA.Maarandhoo	retention	156,762	-	-	-	-
1215	Ministry of Youth, Sports & Community Empowerment		Repairing Futsal Ground Boundary Wall & Fence - HA.Maarandhoo	new	75,000	-	-	-	-
1062	MOE / Atoll School Construction		School 2 Storey Building - HA.Maarandhoo	tendering	750,000	-	-	-	-
1224	Ministry of National Planning, Housing and Infrastructure		Estab. Of High Speed Ferry System - North Region	ongoing	-	-	-	-	-
1229	Ministry of Environment, Climate Change and Technology		Preparing Outer Island For Sustainable Energy Devel - POISED	ongoing	-	-	-	-	-
1224	Ministry of National Planning, Housing and Infrastructure		High Speed Ferry Network Access Improvement Platform	new	-	-	-	-	-
1229	Ministry of Environment, Climate Change and Technology		Waste Mngmt Project in Zone 1 Islands (OFID Ph2 - Waste LC)	tendering	-	-	-	-	-
HA.Thakandhoo					2,216,113	-	-	6,441,317	6,441,317
1215	Ministry of Youth, Sports & Community Empowerment		Estab. Of Outdoor Gym - HA.Thakandhoo	ongoing	3,613	-	-	-	-
1224	Ministry of National Planning, Housing and Infrastructure		Estab. Water & Sewerage System -HA.Thakandhoo	ongoing	-	-	-	6,441,317	6,441,317
1224	Ministry of National Planning, Housing and Infrastructure		Upgrading Entrance Channel - HA.Thakandhoo	pre-tendering	2,212,500	-	-	-	-
1224	Ministry of National Planning, Housing and Infrastructure		Estab. Of High Speed Ferry System - North Region	ongoing	-	-	-	-	-
1229	Ministry of Environment, Climate Change and Technology		Preparing Outer Island For Sustainable Energy Devel - POISED	ongoing	-	-	-	-	-
1224	Ministry of National Planning, Housing and Infrastructure		High Speed Ferry Network Access Improvement Platform	new	-	-	-	-	-
1229	Ministry of Environment, Climate Change and Technology		Waste Mngmt Project in Zone 1 Islands (OFID Ph2 - Waste LC)	tendering	-	-	-	-	-
HA.Utheemu					9,276,897	-	-	640,332	640,332
1062	MOE / Atoll School Construction		Finishing Of School 4 Classroom Building - HA.Utheemu	ongoing	669,145	-	-	-	-
1224	Ministry of National Planning, Housing and Infrastructure		Estab. Water System - HA.Utheemu	ongoing	3,991,632	-	-	-	-
1271	Department of Heritage		Upgrade Uthymu B.thakudun Hadhary Markaz	ongoing	947,956	-	-	-	-
1224	Ministry of National Planning, Housing and Infrastructure		HA. Utheemu Sewerage Sytem	retention	-	-	-	640,332	640,332
1163	Ministry of Health		Upgrading Health Centre - HA.Utheem	new	1,152,884	-	-	-	-
1215	Ministry of Youth, Sports & Community Empowerment		Estab. Football Ground -HA.Utheem	new	1,050,000	-	-	-	-
1240	Ministry of Islamic Affairs		Repairing Mosque - HA.Utheem	new	150,000	-	-	-	-
1271	Department of Heritage		Estab. Of Museum -HA.Utheemu	tendering	1,315,280	-	-	-	-
1224	Ministry of National Planning, Housing and Infrastructure		Estab. Of High Speed Ferry System - North Region	ongoing	-	-	-	-	-
1229	Ministry of Environment, Climate Change and Technology		Preparing Outer Island For Sustainable Energy Devel - POISED	ongoing	-	-	-	-	-
1224	Ministry of National Planning, Housing and Infrastructure		High Speed Ferry Network Access Improvement Platform	new	-	-	-	-	-
1229	Ministry of Environment, Climate Change and Technology		Zone 1 Regional Waste Management Project	pre-tendering	-	-	-	-	-

BA	Island	Office	Project Name	Status	Domestic	Loan	Grant	Trust Fund	Total
<b>HA.Muraidhoo</b>									
1215		Ministry of Youth, Sports & Community Empowerment	Estab. Of Football Ground - HA. Muraidhoo	on-going	6,318,474	-	-	3,965,102	3,965,102
1224		Ministry of National Planning, Housing and Infrastructure	Developing Harbour - HA.Muraidhoo	on-going	1,122,759	-	-	-	-
1224		Ministry of National Planning, Housing and Infrastructure	Water Supply System - HA.Muraidhoo	on-going	5,195,715	-	-	-	-
1224		Ministry of National Planning, Housing and Infrastructure	Estab. Of High Speed Ferry System - North Region	on-going	-	-	-	3,965,102	3,965,102
1229		Ministry of Environment, Climate Change and Technology	Preparing Outer Island For Sustainable Energy Devel- POISED	on-going	-	-	-	-	-
1224		Ministry of National Planning, Housing and Infrastructure	High Speed Ferry Network Access Improvement Platform	new	-	-	-	-	-
1229		Ministry of Environment, Climate Change and Technology	Waste Mngmt Project in Zone 1 Islands (OFID Ph2 - Waste LC)	tendering	-	-	-	-	-
<b>HA.Baarah</b>									
1215		Ministry of Youth, Sports & Community Empowerment	Estab. Of Football Ground - HA.Baarah	on-going	3,485,277	-	-	1,259,796	1,259,796
1215		Ministry of Youth, Sports & Community Empowerment	Devel. Of Outdoor Gym - HA. Baarah	on-going	111,524	-	-	-	-
1224		Ministry of National Planning, Housing and Infrastructure	Developing Harbour - HA. Baarah	on-going	3,613	-	-	-	-
1264		Department of Judicial Administration	Construction Of Magistrate Court - HA.Baarah	on-going	1,282,528	-	-	-	-
1062		MOE / Abil School Construction	School Building (12 Class Rooms) - HA.Baarah	retention	685,322	-	-	-	-
1224		Ministry of National Planning, Housing and Infrastructure	HA. Baarah Sewerage Sytem	retention	177,290	-	-	884,796	884,796
1215		Ministry of Youth, Sports & Community Empowerment	Upgrading Of Football Ground - HA.Baarah	new	500,000	-	-	-	-
1215		Ministry of Youth, Sports & Community Empowerment	Devel. Of Youth Centre - HA.Baarah	pre-tendering	675,000	-	-	-	-
1229		Ministry of Environment, Climate Change and Technology	Establishment of Waste Yard - HA.Baarah	pre-tendering	-	-	-	375,000	375,000
1224		Ministry of National Planning, Housing and Infrastructure	Provision of Water Supply & Sewerage Project	on-going	-	-	-	-	-
1224		Ministry of National Planning, Housing and Infrastructure	Estab. Of High Speed Ferry System - North Region	on-going	-	-	-	-	-
1229		Ministry of Environment, Climate Change and Technology	Preparing Outer Island For Sustainable Energy Devel- POISED	on-going	-	-	-	-	-
1027		Maldives Police Service	Establishing Of Police Stations	new	-	-	-	-	-
1224		Ministry of National Planning, Housing and Infrastructure	High Speed Ferry Network Access Improvement Platform	new	-	-	-	-	-
1532		Ministry of Arts, Culture and Heritage	Estab. Of Site Museums & Maintenance of Cultural Sites	new	-	-	-	-	-
<b>HA.Dhidhoo</b>									
1062		MOE / Abil School Construction	School Building (12 Class & Office) - HA.Atil	on-going	60,381,426	-	-	587,500	587,500
1224		Ministry of National Planning, Housing and Infrastructure	Developing Harbour - HA.Dhidhoo	on-going	810,721	-	-	-	-
1224		Ministry of National Planning, Housing and Infrastructure	Jetty Construction - HA. Dhidhoo	on-going	6,730,813	-	-	-	-
1215		Ministry of Youth, Sports & Community Empowerment	Devel. Of Football Ground - HA.Dhidhoo	retention	6,730,813	-	-	-	-
1224		Ministry of National Planning, Housing and Infrastructure	Coastal Protection - HA.Dhidhoo	retention	215,697	-	-	-	-
1163		Ministry of Health	Hospital New Building - HA.Dhidhoo	new	-	-	-	501,250	501,250
					17,567,235	-	-	-	-

BA	Island	Office	Project Name	Status	Domestic	Loan	Grant	Trust Fund	Total
1224		Ministry of National Planning, Housing and Infrastructure	Land Reclamation - HA.Dhiidhoo	new	1,994,912	-	-	-	-
1215		Ministry of Youth, Sports & Community Empowerment	Stands and Lighting Of Football Ground - HA.Dhiidhoo	tendering	525,000	-	-	-	-
1240		Ministry of Islamic Affairs	Construction Of Islamic Centre - HA.Dhiidhoo	tendering	744,141	-	-	-	-
1129		Ministry of Higher Education	Estab. Of Junior College - HA.Dhiidhoo	pre-tendering	9,459,377	-	-	-	-
1224		Ministry of National Planning, Housing and Infrastructure	Repair of 5 Housing Units - HA.Dhiidhoo	pre-tendering	132,717	-	-	-	-
1224		Ministry of National Planning, Housing and Infrastructure	Road Construction - HA.Dhiidhoo	pre-tendering	14,250,000	-	-	-	-
1224		Ministry of National Planning, Housing and Infrastructure	Estab. Drainage System - HA.Dhiidhoo	pre-tendering	1,200,000	-	-	-	-
1229		Ministry of Environment, Climate Change and Technology	Estab. Of Waste Yard - HA.Dhiidhoo	pre-tendering	-	-	-	86,250	86,250
1224		Ministry of National Planning, Housing and Infrastructure	Estab. Of High Speed Ferry System - North Region	ongoing	-	-	-	-	-
1233		Ministry of Fisheries, Marine Resources and Agriculture	Fisheries Sector Development Project	ongoing	-	-	-	-	-
1027		Maldives Police Service	Establishing Of Police Stations	new	-	-	-	-	-
1224		Ministry of National Planning, Housing and Infrastructure	High Speed Ferry Network Access Improvement Platform	new	-	-	-	-	-
1229		Ministry of Environment, Climate Change and Technology	Waste Mngmt Project in Zone 1 islands (OFD Ph2 - Waste LC)	tendering	-	-	-	-	-
1224		Ministry of National Planning, Housing and Infrastructure	Installing Street Lights in Road Devel. Islands	pre-tendering	-	-	-	-	-
HA.Kelaa					9,985,924	-	-	44,725	44,725
1215		Ministry of Youth, Sports & Community Empowerment	Devel. Of Football Ground Stands - HA.Kelaa	ongoing	418,216	-	-	-	-
1276		Local Government Authority	Construction Of Fish Market - HA.Kelaa	ongoing	486,346	-	-	-	-
1062		MOE / Atoll School Construction	Sheih Ibrahim. School (Hall & Classroom) HA.Kelaa	retention	295,877	-	-	-	-
1229		Ministry of Environment, Climate Change and Technology	Estab. Of Waste Yard - HA.Kelaa	retention	-	-	-	44,725	44,725
1058		Ministry of Education	Const. of School 3 Storey Building - HA.Kelaa	new	2,100,000	-	-	-	-
1215		Ministry of Youth, Sports & Community Empowerment	Devel. Of Childrens Park - HA.Kelaa	new	75,000	-	-	-	-
1163		Ministry of Health	Upgrading of Health Centre - HA.Kelaa	pre-tendering	6,114,168	-	-	-	-
1224		Ministry of National Planning, Housing and Infrastructure	Road Construction - HA.Kelaa	pre-tendering	215,067	-	-	-	-
1276		Local Government Authority	Construction Of Farmers Market - HA.Kelaa	pre-tendering	281,250	-	-	-	-
1224		Ministry of National Planning, Housing and Infrastructure	Provision of Water Supply & Sewerage Project	ongoing	-	-	-	-	-
1224		Ministry of National Planning, Housing and Infrastructure	Estab. Of High Speed Ferry System - North Region	ongoing	-	-	-	-	-
1224		Ministry of National Planning, Housing and Infrastructure	Micro grid desalination Plant	ongoing	-	-	-	-	-
1229		Ministry of Environment, Climate Change and Technology	Preparing Outer Island For Sustainable Energy Devel - POISED	ongoing	-	-	-	-	-
1027		Maldives Police Service	Establishing Of Police Stations	new	-	-	-	-	-
1224		Ministry of National Planning, Housing and Infrastructure	High Speed Ferry Network Access Improvement Platform	new	-	-	-	-	-
1552		Ministry of Arts, Culture and Heritage	Estab. Of Site Museums & Maintenance of Cultural Sites	new	-	-	-	-	-

BA	Island Office	Project Name	Status	Domestic	Loan	Grant	Trust Fund	Total
<b>HA, Vashafaru</b>								
				<b>7,403,804</b>	-	-	-	-
1224	Ministry of National Planning, Housing and Infrastructure	Establishing Water & Sewerage System - HA Vashafaru	ongoing	7,233,955	-	-	-	-
1163	Ministry of Health	Health Centre Extension - HA Vashafaru	retention	169,849	-	-	-	-
1224	Ministry of National Planning, Housing and Infrastructure	Estab. Of High Speed Ferry System- North Region	ongoing	-	-	-	-	-
1229	Ministry of Environment, Climate Change and Technology	Preparing Outer Island For Sustainable Energy Devel - POISED	ongoing	-	-	-	-	-
1224	Ministry of National Planning, Housing and Infrastructure	High Speed Ferry Network Access Improvement Platform	new	-	-	-	-	-
1229	Ministry of Environment, Climate Change and Technology	Zone 1 Regional Waste Management Project	pre-tendering	-	-	-	-	-
<b>HA, Filladhoo</b>				<b>10,590,108</b>	-	-	<b>200,000</b>	<b>200,000</b>
1224	Ministry of National Planning, Housing and Infrastructure	Estab. Water & Sewerage System - HA Filladhoo	ongoing	816,056	-	-	-	-
1163	Ministry of Health	Health Centre Extension - HA Filladhoo	retention	174,052	-	-	-	-
1163	Ministry of Health	Upgrading Health Centre (Boundary Wall) - HA, Filladhoo	new	150,000	-	-	-	-
1062	MOE / Atoll School Construction	School Building (Hall) - HA, Filladhoo	pre-tendering	1,200,000	-	-	-	-
1224	Ministry of National Planning, Housing and Infrastructure	Developing Roads - HA, Filladhoo	pre-tendering	8,250,000	-	-	-	-
1224	Ministry of National Planning, Housing and Infrastructure	Coastal Protection - HA, Filladhoo	pre-tendering	-	-	-	200,000	200,000
1224	Ministry of National Planning, Housing and Infrastructure	Estab. Of High Speed Ferry System - North Region	ongoing	-	-	-	-	-
1229	Ministry of Environment, Climate Change and Technology	Preparing Outer Island For Sustainable Energy Devel - POISED	ongoing	-	-	-	-	-
1224	Ministry of National Planning, Housing and Infrastructure	High Speed Ferry Network Access Improvement Platform	new	-	-	-	-	-
1229	Ministry of Environment, Climate Change and Technology	Zone 1 Regional Waste Management Project	pre-tendering	-	-	-	-	-
<b>HDh, Hanimaadhoo</b>				<b>31,149,971</b>	<b>63,415,971</b>	-	-	-
1215	Ministry of Youth, Sports & Community Empowerment	Devel. Of Football Ground - HDh, Hanimaadhoo	ongoing	517,508	-	-	-	-
1224	Ministry of National Planning, Housing and Infrastructure	Harbor Upgrading - HDh, Hanimaadhoo	ongoing	6,525,707	-	-	-	-
1224	Ministry of National Planning, Housing and Infrastructure	Upgrading of Airport - HDh, Hanimaadhoo	ongoing	1,631,533	56,823,387	-	-	-
1224	Ministry of National Planning, Housing and Infrastructure	Developing Roads - HDh, Hanimaadhoo	ongoing	6,412,708	-	-	-	-
1062	MOE / Atoll School Construction	School Building (4 Class & Hall) - HDh, Hanimaadhoo	retention	146,545	-	-	-	-
1163	Ministry of Health	Hospital New Building - HDh, Hanimaadhoo	new	-	6,592,584	-	-	-
1215	Ministry of Youth, Sports & Community Empowerment	Estab. Lighting at Football Ground - HDh, Hanimaadhoo	new	345,000	-	-	-	-
1215	Ministry of Youth, Sports & Community Empowerment	Estab. Of Futsal Ground - HDh, Hanimaadhoo	new	195,000	-	-	-	-
1233	Ministry of Fisheries, Marine Resources and Agriculture	Const. of Multi Purpose Laboratory at Agricultural Centre	new	465,513	-	-	-	-
1224	Ministry of National Planning, Housing and Infrastructure	Finishing Of 100 Housing units - HDh, Hanimaadhoo	awarded	13,540,045	-	-	-	-
1215	Ministry of Youth, Sports & Community Empowerment	Devel. Of Swimming Track - HDh, Hanimaadhoo	tendering	105,000	-	-	-	-
1240	Ministry of Islamic Affairs	Construction Of Mosque - HDh, Hanimaadhoo	tendering	1,265,412	-	-	-	-

BA	Island	Office	Project Name	Status	Domestic	Loan	Grant	Trust Fund	Total
1224	Ministry of National Planning, Housing and Infrastructure		Estab. Of High Speed Ferry System - North Region	ongoing	-	-	-	-	-
1224	Ministry of National Planning, Housing and Infrastructure		Prov.WaterSupply,Sani.&WasteMgmt-OFID-P2	ongoing	-	-	-	-	-
1229	Ministry of Environment, Climate Change and Technology		Preparing Outer Island For Sustainable Energy Devel - POISED	ongoing	-	-	-	-	-
1027	Maldives Police Service		Establishing Of Police Stations	new	-	-	-	-	-
1224	Ministry of National Planning, Housing and Infrastructure		High Speed Ferry Network Access Improvement Platform	new	-	-	-	-	-
1233	Ministry of Fisheries, Marine Resources and Agriculture		Estab. Of Quarantine Facility at Commercial Ports	new	-	-	-	-	-
1224	Ministry of National Planning, Housing and Infrastructure		Installing Street Lights in Road Devel. Islands	pre-tendering	-	-	-	-	-
1229	Ministry of Environment, Climate Change and Technology		Zone 1 Regional Waste Management Project	pre-tendering	-	-	-	-	-
HDh.Finey					2,697,545	-	-	4,248,090	4,248,090
1224	Ministry of National Planning, Housing and Infrastructure		Establishing Water & Sewerage System - HDh.Finey	ongoing	-	-	-	4,248,090	4,248,090
1163	Ministry of Health		Upgrading Health Centre (Boundary Wall) - HDh.Finey	retention	77,545	-	-	-	-
1224	Ministry of National Planning, Housing and Infrastructure		Upgrading Harbour - H.Dh.Finey	new	1,000,000	-	-	-	-
1215	Ministry of Youth, Sports & Community Empowerment		Dev. Of Volley Court - HDh. Finey	tendering	195,000	-	-	-	-
1215	Ministry of Youth, Sports & Community Empowerment		Upgrading of Football Ground - HDh.Finey	tendering	225,000	-	-	-	-
1062	MOE / Atoll School Construction		School New Building - HDh.Finey	pre-tendering	1,200,000	-	-	-	-
1224	Ministry of National Planning, Housing and Infrastructure		Estab. Of High Speed Ferry System - North Region	ongoing	-	-	-	-	-
1229	Ministry of Environment, Climate Change and Technology		Preparing Outer Island For Sustainable Energy Devel - POISED	ongoing	-	-	-	-	-
1224	Ministry of National Planning, Housing and Infrastructure		High Speed Ferry Network Access Improvement Platform	new	-	-	-	-	-
1229	Ministry of Environment, Climate Change and Technology		Waste Mngmt Project In Zone 1 Islands (OFID P12 - Waste LC)	tendering	-	-	-	-	-
HDh.Naivaadhoo					4,714,317	-	-	3,622,953	3,622,953
1224	Ministry of National Planning, Housing and Infrastructure		Estab. Water System - HDh.Naivaadhoo	ongoing	392,788	-	-	1,300,953	1,300,953
1062	MOE / Atoll School Construction		School Building (Boundary Wall) - HDh.Naivaadhoo	retention	64,444	-	-	-	-
1215	Ministry of Youth, Sports & Community Empowerment		Estab. Football Ground - HDh.Naivaadhoo	new	1,050,000	-	-	-	-
1224	Ministry of National Planning, Housing and Infrastructure		Estab. Sewerage System - HDh.Naivaadhoo	awarded	1,083,065	-	-	-	-
1062	MOE / Atoll School Construction		School Building (Hail) - HDh.Naivaadhoo	pre-tendering	200,000	-	-	-	-
1224	Ministry of National Planning, Housing and Infrastructure		Repairing Harbour - HDh. Naivaadhoo	pre-tendering	1,924,050	-	-	-	-
1224	Ministry of National Planning, Housing and Infrastructure		Coastal Protection - HDh.Naivaadhoo	pre-tendering	-	-	-	2,322,000	2,322,000
1224	Ministry of National Planning, Housing and Infrastructure		Estab. Of High Speed Ferry System - North Region	ongoing	-	-	-	-	-
1229	Ministry of Environment, Climate Change and Technology		Preparing Outer Island For Sustainable Energy Devel - POISED	ongoing	-	-	-	-	-
1224	Ministry of National Planning, Housing and Infrastructure		High Speed Ferry Network Access Improvement Platform	new	-	-	-	-	-
1229	Ministry of Environment, Climate Change and Technology		Zone 1 Regional Waste Management Project	pre-tendering	-	-	-	-	-

BA	Island	Office	Project Name	Status	Domestic	Loan	Grant	Trust Fund	Total
<b>HdH.Himaraadho</b>									
1224		Ministry of National Planning, Housing and Infrastructure	Water and Sewerage Network - Himaraadho	ongoing	2,077,204	-	-	9,951,169	9,951,169
1215		Ministry of Youth, Sports & Community Empowerment	Estab. Football Ground - HdH.Himaraadho	new	1,050,000	-	-	9,951,169	9,951,169
1240		Ministry of Islamic Affairs	Construction Of Mosque - HdH.Himaraadho	tendering	1,027,204	-	-	-	-
1224		Ministry of National Planning, Housing and Infrastructure	Estab. Of High Speed Ferry System - North Region	ongoing	-	-	-	-	-
1229		Ministry of Environment, Climate Change and Technology	Preparing Outer Island For Sustainable Energy Level - POISED	ongoing	-	-	-	-	-
1224		Ministry of National Planning, Housing and Infrastructure	High Speed Ferry Network Access Improvement Platform	new	-	-	-	-	-
1229		Ministry of Environment, Climate Change and Technology	Waste Mngmt Project In Zone 1 islands (OFID PH2 - Waste LC)	tendering	-	-	-	-	-
<b>HdH.Nolhivaranfau</b>									
1224		Ministry of National Planning, Housing and Infrastructure	Completion Of Housing Units - HdH.Nolhivaranfau	ongoing	9,914,785	-	-	306,821	306,821
1224		Ministry of National Planning, Housing and Infrastructure	Devel. Of 60 Housing Units - HdH.Nolhivaranfau	retention	1,911,883	-	-	-	-
1167		Kuldhufushi Regional Hospital	Establishing Zone 1 Management Office With Warehouse	new	2,000,000	-	-	-	-
1224		Ministry of National Planning, Housing and Infrastructure	Developing Roads - HdH.Nolhivaranfau	pre-tendering	300,000	-	-	-	-
1229		Ministry of Environment, Climate Change and Technology	Estab. Of Waste Yard - HdH.Nolhivaranfau	pre-tendering	-	-	-	306,821	306,821
1276		Local Government Authority	Cemetery Boundary Wall - HdH.Nolhivaraifaru	pre-tendering	225,000	-	-	-	-
1224		Ministry of National Planning, Housing and Infrastructure	Estab. Of High Speed Ferry System - North Region	ongoing	-	-	-	-	-
1229		Ministry of Environment, Climate Change and Technology	Estab. Water System (4 islands) & Water Storage (25 islands)	ongoing	-	-	-	-	-
1229		Ministry of Environment, Climate Change and Technology	Preparing Outer Island For Sustainable Energy Level - POISED	ongoing	-	-	-	-	-
1224		Ministry of National Planning, Housing and Infrastructure	Sanitation in 5 islands	ongoing	-	-	-	-	-
1224		Ministry of National Planning, Housing and Infrastructure	High Speed Ferry Network Access Improvement Platform	new	-	-	-	-	-
<b>HdH.Nolhivaram</b>									
1224		Ministry of National Planning, Housing and Infrastructure	Water Supply System - HdH.Nolhivaram	ongoing	2,919,285	-	-	-	-
1062		MOE / Atoll School Construction	Const. of 5 Classroom - HdH. Nolhivaram	retention	372,807	-	-	-	-
1215		Ministry of Youth, Sports & Community Empowerment	Devel. Of Football Ground - HdH.Nolhivaram	retention	178,065	-	-	-	-
1215		Ministry of Youth, Sports & Community Empowerment	Estab. Lighting at Football Ground - HdH.Nolhivaram	new	345,000	-	-	-	-
1062		MOE / Atoll School Construction	School Building (Multi Pulp. Hall) - HdH.Nolhivaram	pre-tendering	900,000	-	-	-	-
1215		Ministry of Youth, Sports & Community Empowerment	Devel. Of Childrens Park - HdH.Nolhivaram	pre-tendering	150,000	-	-	-	-
1224		Ministry of National Planning, Housing and Infrastructure	Estab. Of High Speed Ferry System - North Region	ongoing	-	-	-	-	-
1224		Ministry of National Planning, Housing and Infrastructure	Prov.WaterSupply,Sani.&WasteMngmt OFID-P2	ongoing	-	-	-	-	-
1229		Ministry of Environment, Climate Change and Technology	Preparing Outer Island For Sustainable Energy Level - POISED	ongoing	-	-	-	-	-

BA	Island	Office	Project Name	Status	Domestic	Loan	Grant	Trust Fund	Total
1224	Ministry of National Planning, Housing and Infrastructure		High Speed Ferry Network Access Improvement Platform	new	-	-	-	-	-
1229	Ministry of Environment, Climate Change and Technology		Waste Mngmt Project in Zone 1 islands (OFD PH2 - Waste LC)	tendering	-	-	-	-	-
HDh, Nelloidhoo					3,171,217	-	-	470,265	470,265
1224	Ministry of National Planning, Housing and Infrastructure		Coastal Protection - HDh, Nelloidhoo	ongoing	-	-	-	281,623	281,623
1229	Ministry of Environment, Climate Change and Technology		Waste Management Centre - HDh, Nelloidhoo	ongoing	-	-	-	188,642	188,642
1062	MOE / Atoll School Construction		Const. of 2 Classroom - HDh, Nelloidhoo	retention	89,988	-	-	-	-
1215	Ministry of Youth, Sports & Community Empowerment		Devel. Of Football Ground - HDh, Nelloidhoo	retention	369,859	-	-	-	-
1224	Ministry of National Planning, Housing and Infrastructure		Upgrading of Harbour - HDh, Nelloidhoo	retention	2,160,000	-	-	-	-
1167	Kulhudhuffushi Regional Hospital		Upgrading Health Centre - HDh, Nelloidhoo	new	551,370	-	-	-	-
1224	Ministry of National Planning, Housing and Infrastructure		Outer Island Harbour, Water Supply & Sewerage - OFID Phase 3	ongoing	-	-	-	-	-
1224	Ministry of National Planning, Housing and Infrastructure		Estab. Of High Speed Ferry System- North Region	ongoing	-	-	-	-	-
1224	Ministry of National Planning, Housing and Infrastructure		Prov. Water Supply, Smti. & Waste Mgmt OFID-P2	ongoing	-	-	-	-	-
1229	Ministry of Environment, Climate Change and Technology		Preparing Outer Island For Sustainable Energy Devel - POISED	ongoing	-	-	-	-	-
1224	Ministry of National Planning, Housing and Infrastructure		High Speed Ferry Network Access Improvement Platform	new	-	-	-	-	-
HDh, Kurinbi					4,611,838	-	-	6,306,384	6,306,384
1215	Ministry of Youth, Sports & Community Empowerment		Football Ground Boundary Wall- HDh, Kurinbi	ongoing	35,915	-	-	-	-
1224	Ministry of National Planning, Housing and Infrastructure		Water and Sewerage System - HDh, Kurinbi	ongoing	-	-	-	6,306,384	6,306,384
1062	MOE / Atoll School Construction		Classroom & Staff Room - HDh, Kurinbi 5	retention	195,833	-	-	-	-
1215	Ministry of Youth, Sports & Community Empowerment		Estab. Of Netball Court - HDh, Kurinbi	tendering	75,000	-	-	-	-
1224	Ministry of National Planning, Housing and Infrastructure		Developing Harbour - HDh, Kurinbi	pre-tendering	4,305,090	-	-	-	-
1224	Ministry of National Planning, Housing and Infrastructure		Estab. Of High Speed Ferry System - North Region	ongoing	-	-	-	-	-
1229	Ministry of Environment, Climate Change and Technology		Preparing Outer Island For Sustainable Energy Devel - POISED	ongoing	-	-	-	-	-
1224	Ministry of National Planning, Housing and Infrastructure		High Speed Ferry Network Access Improvement Platform	new	-	-	-	-	-
1229	Ministry of Environment, Climate Change and Technology		Waste Mngmt Project in Zone 1 islands (OFD PH2 - Waste LC)	tendering	-	-	-	-	-
HDh, Vaikaradhoo					3,441,357	-	-	-	-
1215	Ministry of Youth, Sports & Community Empowerment		Estab. Of Outdoor Gym - HDh, Vaikaradhoo	ongoing	3,613	-	-	-	-
1062	MOE / Atoll School Construction		Const. of 12 Classroom - HDh, Vaikaradhoo	retention	389,014	-	-	-	-
1163	Ministry of Health		Health Centre Extension - HDh, Vaikaradhoo	retention	193,730	-	-	-	-
1058	Ministry of Education		Const. of Multi Purpose Hall - HDh, Vaikaradhoo	new	1,200,000	-	-	-	-
1215	Ministry of Youth, Sports & Community Empowerment		Estab. Of Indoor Volley Court - HDh, Vaikaradhoo	new	180,000	-	-	-	-
1216	Local Government Authority		Const. of Fish Market - HDh, Vaikaradhoo	tendering	375,000	-	-	-	-



BA	Island	Office	Project Name	Status	Domestic	Loan	Grant	Trust Fund	Total
1215	Ministry of Youth, Sports & Community Empowerment		Repairing Futsal Ground - HDh.Vaikaradhoo	pre-tendering	150,000	-	-	-	-
1215	Ministry of Youth, Sports & Community Empowerment		Est. of Youth Centre - HDh.Vaikaradhoo	pre-tendering	200,000	-	-	-	-
1224	Ministry of National Planning, Housing and Infrastructure		Estab. Drainage System - HDh.Vaikaradhoo	pre-tendering	750,000	-	-	-	-
1224	Ministry of National Planning, Housing and Infrastructure		Provision of Water Supply & Sewerage Project	on-going	-	-	-	-	-
1224	Ministry of National Planning, Housing and Infrastructure		Estab. Of High Speed Ferry System - North Region	on-going	-	-	-	-	-
1224	Ministry of National Planning, Housing and Infrastructure		Prov.WaterSupply,Sani.&WasteMgmt-OFID-P2	on-going	-	-	-	-	-
1229	Ministry of Environment, Climate Change and Technology		Preparing Outer Island For Sustainable Energy Devel - POISED	on-going	-	-	-	-	-
1027	Maldives Police Service		Establishing Of Police Stations	new	-	-	-	-	-
1224	Ministry of National Planning, Housing and Infrastructure		High Speed Ferry Network Access Improvement Platform	new	-	-	-	-	-
1229	Ministry of Environment, Climate Change and Technology		Waste Mngmt Project In Zone 1 Islands (OFID PH2 - Waste LC)	tendering	-	-	-	-	-
<b>HDh.Kumundhoo</b>					<b>15,468,052</b>	<b>682,418</b>			
1215	Ministry of Youth, Sports & Community Empowerment		Estab. Of Outdoor Gym - HDh.Kumundhoo	on-going	3,613	-	-	-	-
1224	Ministry of National Planning, Housing and Infrastructure		Water and Sewerage System - HDh.Kumundhoo	on-going	8,673,796	-	-	-	-
1167	Kulhudhuffushi Regional Hospital		Health Centre New Building - HDh.Kumundhoo	new	2,977,568	-	-	-	-
1215	Ministry of Youth, Sports & Community Empowerment		Devel. Of Youth Centre - HDh.Kumundhoo	new	-	682,418	-	-	-
1215	Ministry of Youth, Sports & Community Empowerment		Dev. Of Volley Court - HDh.Kumundhoo	tendering	180,000	-	-	-	-
1062	MOE / Atoll School Construction		Const. of 12 classroom - HDh.Kumundhoo	pre-tendering	1,800,000	-	-	-	-
1224	Ministry of National Planning, Housing and Infrastructure		Developing Entrance Channel - HDh.Kumundhoo	pre-tendering	1,833,075	-	-	-	-
1224	Ministry of National Planning, Housing and Infrastructure		Estab. Of High Speed Ferry System - North Region	on-going	-	-	-	-	-
1224	Ministry of National Planning, Housing and Infrastructure		Prov.WaterSupply,Sani.&WasteMgmt-OFID-P2	on-going	-	-	-	-	-
1229	Ministry of Environment, Climate Change and Technology		Preparing Outer Island For Sustainable Energy Devel - POISED	on-going	-	-	-	-	-
1224	Ministry of National Planning, Housing and Infrastructure		High Speed Ferry Network Access Improvement Platform	new	-	-	-	-	-
1229	Ministry of Environment, Climate Change and Technology		Waste Mngmt Project In Zone 1 Islands (OFID PH2 - Waste LC)	tendering	-	-	-	-	-
<b>HDh.Neykurendhoo</b>					<b>16,141,293</b>				
1215	Ministry of Youth, Sports & Community Empowerment		Devel. Of Football Ground - HDh.Neykurendhoo	on-going	1,399,218	-	-	-	-
1062	MOE / Atoll School Construction		School Building (Boundary Wall) - HDh.Neykurendhoo	retention	59,444	-	-	-	-
1224	Ministry of National Planning, Housing and Infrastructure		Upgrading Harbour - H.Dh.Neykurendhoo	new	4,002,631	-	-	-	-
1215	Ministry of Youth, Sports & Community Empowerment		Dev. Of Volley Court - HDh.Neykurendhoo	tendering	195,000	-	-	-	-
1016	Ministry of Home Affairs		Estab. Of Correction Facility - HDh.Neykurendhoo	pre-tendering	10,000,000	-	-	-	-
1062	MOE / Atoll School Construction		School 4 Classroom - HDh.Neykurendhoo	pre-tendering	525,000	-	-	-	-
1224	Ministry of National Planning, Housing and Infrastructure		Outer Island Harbour, Water Supply & Sewerage - OFID Phase 3	on-going	-	-	-	-	-

BA	Island	Office	Project Name	Status	Domestic	Loan	Grant	Trust Fund	Total
1224	Ministry of National Planning, Housing and Infrastructure		Estab. Of High Speed Ferry System - North Region	on-going	-	-	-	-	-
1229	Ministry of Environment, Climate Change and Technology		Preparing Outer Island For Sustainable Energy Devel - POISED	on-going	-	-	-	-	-
1224	Ministry of National Planning, Housing and Infrastructure		High Speed Ferry Network Access Improvement Platform	new	-	-	-	-	-
1229	Ministry of Environment, Climate Change and Technology		Waste Mngmt Project In Zone 1 Islands (OFD PH2 - Waste LC)	tendering	-	-	-	-	-
HDh. Makundhoo					7,319,168	-	-	-	-
1215	Ministry of Youth, Sports & Community Empowerment		Devel. Of Handball Court - HDh.Makundhoo	tendering	105,000	-	-	-	-
1062	MOE / Atoll School Construction		School Building (Multi Purp. Hall) - HDh.Makundhoo	pre-tendering	900,000	-	-	-	-
1163	Ministry of Health		Health Centre Extension - HDh.Makundhoo	pre-tendering	6,114,168	-	-	-	-
1224	Ministry of National Planning, Housing and Infrastructure		Development of slipway - HDh.Makundhoo	pre-tendering	200,000	-	-	-	-
1013	Maldives National Defense Force		Radar System Projects	ongoing	-	-	-	-	-
1224	Ministry of National Planning, Housing and Infrastructure		Outer Island Harbour, Water Supply & Sewerage - OFD Phase 3	on-going	-	-	-	-	-
1224	Ministry of National Planning, Housing and Infrastructure		Estab. Of High Speed Ferry System - North Region	on-going	-	-	-	-	-
1224	Ministry of National Planning, Housing and Infrastructure		Prov Water Supply/Sani.&WasteMngmt-OFD-P2	ongoing	-	-	-	-	-
1229	Ministry of Environment, Climate Change and Technology		Preparing Outer Island For Sustainable Energy Devel - POISED	on-going	-	-	-	-	-
1027	Maldives Police Service		Establishing Of Police Stations	new	-	-	-	-	-
1224	Ministry of National Planning, Housing and Infrastructure		High Speed Ferry Network Access Improvement Platform	new	-	-	-	-	-
1229	Ministry of Environment, Climate Change and Technology		Waste Mngmt Project In Zone 1 Islands (OFD PH2 - Waste LC)	tendering	-	-	-	-	-
HDh. Kulhudhuffushi					66,248,712	36,807,655	-	-	-
1013	Maldives National Defense Force		Fire Station Vehicle Garage Extension - Kulhudhuffushi	ongoing	80,802	-	-	-	-
1224	Ministry of National Planning, Housing and Infrastructure		Finishing Of 105 Housing units - HDh.Kulhudhufushi	on-going	7,949,519	-	-	-	-
1062	MOE / Atoll School Construction		Const. 12 Classroom in AEC, Kulhudufushi	retention	434,433	-	-	-	-
1163	Ministry of Health		Upgrading of Tertiary Hospital - Kulhudhuffushi	retention	2,230,950	-	-	-	-
1215	Ministry of Youth, Sports & Community Empowerment		Devel. Of Football Ground - Kulhudhuffushi	retention	220,412	-	-	-	-
1058	Ministry of Education		Const. of Multi Purpose Hall - HDh. Kulhudhuffushi	new	900,000	-	-	-	-
1167	Kulhudhuffushi Regional Hospital		Tertiary Hospital New Building - HDh. Kulhudhuffushi	new	-	34,120,979	-	-	-
1167	Kulhudhuffushi Regional Hospital		Extension Of Physiotherapy Building	new	234,000	-	-	-	-
1215	Ministry of Youth, Sports & Community Empowerment		Estab. Of Indoor Complex - HDh. Kulhudhuffushi	new	-	682,418	-	-	-
1215	Ministry of Youth, Sports & Community Empowerment		Estab. Of Synthetic Track - Kulhudhuffushi	new	-	2,004,358	-	-	-
1224	Ministry of National Planning, Housing and Infrastructure		Coastal Protection of Kulhudhuffushi Airport	new	2,175,000	-	-	-	-
1276	Local Government Authority		Const. Of City Council Office - HDH. Kulhudhuffushi	new	5,000,000	-	-	-	-
1224	Ministry of National Planning, Housing and Infrastructure		Developing Roads (Phase 2) - Kulhudhuffushi	awarded	22,605,007	-	-	-	-

BA	Island	Office	Project Name	Status	Domestic	Loan	Grant	Trust Fund	Total
1224	Ministry of National Planning, Housing and Infrastructure		Estab. Drainage System - Kulhudhufushi	awarded	4,275,000	-	-	-	-
1062	MOE / Atoll School Construction		Aleefudhin School Building (8 Classroom)	tendering	900,000	-	-	-	-
1163	Ministry of Health		Const. ER and 10 Consultation Room	tendering	6,066,629	-	-	-	-
1215	Ministry of Youth, Sports & Community Empowerment		Dev. Of Volley Court - HDh. Kulhudhufushi	tendering	195,000	-	-	-	-
1014	National Disaster Management Authority		Estab. of Reg. Emergency Oper. Centre - HDh. Kulhudhufushi	pre-tendering	200,000	-	-	-	-
1062	MOE / Atoll School Construction		School Building (Office) - HDh. Atoll	pre-tendering	900,000	-	-	-	-
1062	MOE / Atoll School Construction		Jalaaludhin School Building (8 Classroom)	pre-tendering	1,200,000	-	-	-	-
1129	Ministry of Higher Education		Estab. Of State of Art TVET Institution - Kulhudhufushi	pre-tendering	9,481,960	-	-	-	-
1163	Ministry of Health		Estab. Of Dhamaaweshi - HDh. Kulhudhufushi	pre-tendering	200,000	-	-	-	-
1224	Ministry of National Planning, Housing and Infrastructure		Jetty construction - HDh. Kulhudhufushi	pre-tendering	200,000	-	-	-	-
1224	Ministry of National Planning, Housing and Infrastructure		Const. Of Office Complex - HDh. Kulhudhufushi	pre-tendering	200,000	-	-	-	-
1224	Ministry of National Planning, Housing and Infrastructure		Estab. Of High Speed Ferry System - North Region	on-going	-	-	-	-	-
1229	Ministry of Environment, Climate Change and Technology		AREISE Project	on-going	-	-	-	-	-
1229	Ministry of Environment, Climate Change and Technology		Preparing Outer Island For Sustainable Energy Devel - POISED	on-going	-	-	-	-	-
1027	Maldives Police Service		Establishing Of Police Stations	new	-	-	-	-	-
1224	Ministry of National Planning, Housing and Infrastructure		High Speed Ferry Network Access Improvement Platform	new	-	-	-	-	-
1224	Ministry of National Planning, Housing and Infrastructure		Maldives Urban Dev. & Resilience Project	on-going	-	-	-	-	-
1229	Ministry of Environment, Climate Change and Technology		Waste Mngmt Project In Zone 1 Islands (OFID PH2 - Waste LC)	tendering	-	-	-	-	-
1224	Ministry of National Planning, Housing and Infrastructure		Installing Street Lights in Road Devel Islands	pre-tendering	-	-	-	-	-
<b>Sh.Kandheemu</b>					<b>9,263,768</b>	-	-	<b>2,067,625</b>	<b>2,067,625</b>
1215	Ministry of Youth, Sports & Community Empowerment		Devel. Of Outdoor Gym - Sh. Kandheemu	on-going	3,596	-	-	-	-
1215	Ministry of Youth, Sports & Community Empowerment		Estab. Of Football Ground - Sh.Kandheemu	on-going	1,171,004	-	-	-	-
1224	Ministry of National Planning, Housing and Infrastructure		Water Supply System - Sh.Kandheemu	on-going	-	-	-	2,067,625	2,067,625
1215	Ministry of Youth, Sports & Community Empowerment		Devel. Of Childrens Park - Sh.Kandheem	new	75,000	-	-	-	-
1062	MOE / Atoll School Construction		School Building (Multi Purp. Hall) - Sh. Atoll	tendering	900,000	-	-	-	-
1163	Ministry of Health		Health Centre New Building -Sh.Kandheemu	pre-tendering	6,114,168	-	-	-	-
1224	Ministry of National Planning, Housing and Infrastructure		Estab. Of High Speed Ferry System - North Region	on-going	-	-	-	-	-
1229	Ministry of Environment, Climate Change and Technology		Preparing Outer Island For Sustainable Energy Devel - POISED	on-going	-	-	-	-	-
1027	Maldives Police Service		Establishing Of Police Stations	new	-	-	-	-	-
1224	Ministry of National Planning, Housing and Infrastructure		High Speed Ferry Network Access Improvement Platform	new	-	-	-	-	-
1229	Ministry of Environment, Climate Change and Technology		Waste Mngmt Project In Zone 1 Islands (OFID PH2 - Waste LC)	tendering	-	-	-	-	-

BA	Island	Office	Project Name	Status	Domestic	Loan	Grant	Trust Fund	Total
<b>Sh.Noomaraa</b>									
1224	Ministry of National Planning, Housing and Infrastructure		Estab. Water & Sewerage System - Sh.Noomara	ongoing	4,553,397	-	-	-	-
1163	Ministry of Health		Upgrading Health Centre (Laboratory) - SH.Noomara	new	3,743,997	-	-	-	-
1062	MOE / Atoll School Construction		School Building (2 Classroom) - SH.Noomaraa	pre-tendering	600,000	-	-	-	-
1224	Ministry of National Planning, Housing and Infrastructure		Estab. Of High Speed Ferry System - North Region	ongoing	-	-	-	-	-
1229	Ministry of Environment, Climate Change and Technology		Preparing Outer Island For Sustainable Energy Devel - POISED	ongoing	-	-	-	-	-
1224	Ministry of National Planning, Housing and Infrastructure		High Speed Ferry Network Access Improvement Platform	new	-	-	-	-	-
1229	Ministry of Environment, Climate Change and Technology		Waste Mngmt Project in Zone 1 Islands (OFID PH2 - Waste LC)	tendering	-	-	-	-	-
<b>Sh.Gaithoo</b>									
1224	Ministry of National Planning, Housing and Infrastructure		Water and Sewerage System - Sh.Gaithoo	ongoing	11,926,144	-	-	-	-
1062	MOE / Atoll School Construction		School 8 Classroom - Sh.Gaithoo	pre-tendering	4,611,976	-	-	-	-
1163	Ministry of Health		Health Centre New Building - Sh.Gaithoo	pre-tendering	1,200,000	-	-	-	-
1224	Ministry of National Planning, Housing and Infrastructure		Estab. Of High Speed Ferry System - North Region	pre-tendering	6,114,168	-	-	-	-
1229	Ministry of Environment, Climate Change and Technology		Preparing Outer Island For Sustainable Energy Devel - POISED	ongoing	-	-	-	-	-
1224	Ministry of National Planning, Housing and Infrastructure		High Speed Ferry Network Access Improvement Platform	new	-	-	-	-	-
1229	Ministry of Environment, Climate Change and Technology		Upg. of Zone 1 Island Waste Management Centres	new	-	-	-	-	-
<b>Sh.Feydhoo</b>									
1062	MOE / Atoll School Construction		School Building (8 Class & Multi Purp. Hall) - Sh.Feydhoo	ongoing	4,447,502	-	-	-	-
1224	Ministry of National Planning, Housing and Infrastructure		Upgrading of Harbour - Sh.Feydhoo	ongoing	1,299,904	-	-	-	-
1058	Ministry of Education		Const. of Library & Science Lab - Sh.Feydhoo	new	646,228	-	-	-	-
1163	Ministry of Health		Health Centre Extension - SH.Feydhoo	new	450,000	-	-	-	-
1215	Ministry of Youth, Sports & Community Empowerment		Devel. Of Football Ground - SH.Feydhoo	new	551,370	-	-	-	-
1224	Ministry of National Planning, Housing and Infrastructure		Devel. Swimming Area - Sh.Feydhoo	new	1,050,000	-	-	-	-
1224	Ministry of National Planning, Housing and Infrastructure		Outer Island Harbour, Water Supply & Sewerage - OFID Phase 3	ongoing	450,000	-	-	-	-
1224	Ministry of National Planning, Housing and Infrastructure		Estab. Of High Speed Ferry System - North Region	ongoing	-	-	-	-	-
1229	Ministry of Environment, Climate Change and Technology		Preparing Outer Island For Sustainable Energy Devel - POISED	ongoing	-	-	-	-	-
1224	Ministry of National Planning, Housing and Infrastructure		High Speed Ferry Network Access Improvement Platform	new	-	-	-	-	-
1229	Ministry of Environment, Climate Change and Technology		Waste Mngmt Project in Zone 1 Islands (OFID PH2 - Waste LC)	tendering	-	-	-	-	-
<b>Sh.Bilefahi</b>									
1224	Ministry of National Planning, Housing and Infrastructure		Upgrading of Harbour - Sh.Bilefahi	ongoing	6,536,292	-	-	-	-
1224	Ministry of National Planning, Housing and Infrastructure		Estab. Water & Sewerage System - Sh.Bilefahi	ongoing	937,193	-	-	-	-
1224	Ministry of National Planning, Housing and Infrastructure		Estab. Water & Sewerage System - Sh.Bilefahi	ongoing	4,249,099	-	-	-	-

BA	Island	Office	Project Name	Status	Domestic	Loan	Grant	Trust Fund	Total
1062		MOE / Atoll School Construction	Classroom and School Multi Purpose Hall - Sh.Bilefahi 4	pre-tendering	1,350,000	-	-	-	-
1224		Ministry of National Planning, Housing and Infrastructure	Estab. Of High Speed Ferry System - North Region	ongoing	-	-	-	-	-
1229		Ministry of Environment, Climate Change and Technology	Preparing Outer Island For Sustainable Energy Devel - POISED	ongoing	-	-	-	-	-
1224		Ministry of National Planning, Housing and Infrastructure	High Speed Ferry Network Access Improvement Platform	new	-	-	-	-	-
1229		Ministry of Environment, Climate Change and Technology	Waste Mngmt Project in Zone 1 islands (OFD Ph2 - Waste LC)	tendering	-	-	-	-	-
<b>Sh.Feevah</b>					<b>2,578,973</b>	-	-	<b>7,766,435</b>	<b>7,766,435</b>
1215		Ministry of Youth, Sports & Community Empowerment	Estab. Of Turf Football Ground - Sh.Feevah	ongoing	710,967	-	-	-	-
1224		Ministry of National Planning, Housing and Infrastructure	Sh. Feevah Sewerage Sytem	ongoing	-	-	-	3,683,555	3,683,555
1224		Ministry of National Planning, Housing and Infrastructure	Reconstruction of Habour - Sh.Feevah	ongoing	666,636	-	-	-	-
1224		Ministry of National Planning, Housing and Infrastructure	Water Supply System -Sh.Feevah	ongoing	-	-	-	4,082,880	4,082,880
1163		Ministry of Health	Health Centre Extension -SH.Feevah	new	551,370	-	-	-	-
1224		Ministry of National Planning, Housing and Infrastructure	Devel. Swimming Area - Sh.Feevah	new	450,000	-	-	-	-
1062		MOE / Atoll School Construction	School Building (Multi Pupp. Hall & Wall) - Sh.Feevah	pre-tendering	200,000	-	-	-	-
1224		Ministry of National Planning, Housing and Infrastructure	Estab. Of High Speed Ferry System - North Region	ongoing	-	-	-	-	-
1229		Ministry of Environment, Climate Change and Technology	Preparing Outer Island For Sustainable Energy Devel - POISED	ongoing	-	-	-	-	-
1224		Ministry of National Planning, Housing and Infrastructure	High Speed Ferry Network Access Improvement Platform	new	-	-	-	-	-
1229		Ministry of Environment, Climate Change and Technology	Waste Mngmt Project in Zone 1 islands (OFD Ph2 - Waste LC)	tendering	-	-	-	-	-
<b>Sh.Narudhoo</b>					<b>9,308,986</b>	-	-	<b>2,877,132</b>	<b>2,877,132</b>
1062		MOE / Atoll School Construction	School 3 Storey Building - Sh.Narudhoo	ongoing	3,080,146	-	-	-	-
1224		Ministry of National Planning, Housing and Infrastructure	Estab. Water & Sewerage System - Sh.Narudhoo	ongoing	-	-	-	2,877,132	2,877,132
1163		Ministry of Health	Upgrading Health Centre - SH.Narudhoo	new	551,370	-	-	-	-
1215		Ministry of Youth, Sports & Community Empowerment	Devel. Of Childrens Park - Sh.Narudhoo	new	750,000	-	-	-	-
1224		Ministry of National Planning, Housing and Infrastructure	Repairing Harbour - Sh.Narudhoo	pre-tendering	5,602,470	-	-	-	-
1224		Ministry of National Planning, Housing and Infrastructure	Estab. Of High Speed Ferry System - North Region	ongoing	-	-	-	-	-
1229		Ministry of Environment, Climate Change and Technology	Preparing Outer Island For Sustainable Energy Devel - POISED	ongoing	-	-	-	-	-
1163		Ministry of Health	Construction Of Portico And Garage For Health Centres	new	-	-	-	-	-
1224		Ministry of National Planning, Housing and Infrastructure	High Speed Ferry Network Access Improvement Platform	new	-	-	-	-	-
1229		Ministry of Environment, Climate Change and Technology	Zone 1 Regional Waste Management Project	pre-tendering	-	-	-	-	-
<b>Sh.Milandhoo</b>					<b>11,107,612</b>	<b>6,592,584</b>	-	<b>3,021,810</b>	<b>3,021,810</b>
1215		Ministry of Youth, Sports & Community Empowerment	Devel. Of Football Ground - Sh.Milandhoo	ongoing	91,988	-	-	-	-
1224		Ministry of National Planning, Housing and Infrastructure	Developing Roads- Sh.Milandhoo	ongoing	10,470,624	-	-	-	-

BA	Island	Office	Project Name	Status	Domestic	Loan	Grant	Trust Fund	Total
1224		Ministry of National Planning, Housing and Infrastructure	Coastal Protection - Sh.Milandhoo	ongoing	-	-	-	3,021,810	3,021,810
1163		Ministry of Health	Hospital New Building - Sh.Milandhoo	new	-	6,592,384	-	-	-
1224		Ministry of National Planning, Housing and Infrastructure	Upgrading Harbour - Sh.Milandhoo	new	200,000	-	-	-	-
1215		Ministry of Youth, Sports & Community Empowerment	Devel. Of Childrens Park - Sh.Milandhoo	tendering	150,000	-	-	-	-
1215		Ministry of Youth, Sports & Community Empowerment	Dev. Of Volley Court - Sh.Milandhoo	tendering	195,000	-	-	-	-
1224		Ministry of National Planning, Housing and Infrastructure	Estab. Of High Speed Ferry System - North Region	ongoing	-	-	-	-	-
1224		Ministry of National Planning, Housing and Infrastructure	Prov.WaterSupply,Sani.&WasteMgmt-CEEP2	ongoing	-	-	-	-	-
1229		Ministry of Environment, Climate Change and Technology	Preparing Outer Island For Sustainable Energy Devel - POISED	ongoing	-	-	-	-	-
1027		Maldives Police Service	Establishing Of Police Stations	new	-	-	-	-	-
1224		Ministry of National Planning, Housing and Infrastructure	High Speed Ferry Network Access Improvement Platform	new	-	-	-	-	-
1229		Ministry of Environment, Climate Change and Technology	Upgr. of Zone 1 Island Waste Management Centres	new	-	-	-	-	-
Sh.Foakaidhoo					10,799,786	-	-	-	-
1062		MOE / Atoll School Construction	School 3 Storey Building (12 Class & Hall) -Sh.Foakaidhoo	ongoing	3,999,849	-	-	-	-
1215		Ministry of Youth, Sports & Community Empowerment	Devel. Of Outdoor Gym - Sh. Foakaidhoo	ongoing	3,596	-	-	-	-
1215		Ministry of Youth, Sports & Community Empowerment	Devel. Of Football Ground - Sh.Foakaidhoo	ongoing	94,212	-	-	-	-
1224		Ministry of National Planning, Housing and Infrastructure	Estab. Sewerage System - Sh.Foakaidhoo	ongoing	2,843,798	-	-	-	-
1224		Ministry of National Planning, Housing and Infrastructure	Sh. Foakaidhoo Harbor Upgrading	ongoing	3,306,961	-	-	-	-
1163		Ministry of Health	Health Centre Extension -Sh.Foakaidhoo	new	551,370	-	-	-	-
1224		Ministry of National Planning, Housing and Infrastructure	Estab. Of High Speed Ferry System- North Region	ongoing	-	-	-	-	-
1229		Ministry of Environment, Climate Change and Technology	Estab. Water System (4 islands) & Water Storage (25 islands)	ongoing	-	-	-	-	-
1229		Ministry of Environment, Climate Change and Technology	Preparing Outer Island For Sustainable Energy Devel - POISED	ongoing	-	-	-	-	-
1027		Maldives Police Service	Establishing Of Police Stations	new	-	-	-	-	-
1224		Ministry of National Planning, Housing and Infrastructure	High Speed Ferry Network Access Improvement Platform	new	-	-	-	-	-
1229		Ministry of Environment, Climate Change and Technology	Zone 1 Regional Waste Management Project	pre-tendering	-	-	-	-	-
Sh.Maroshi					4,452,487	-	-	2,986,257	2,986,257
1224		Ministry of National Planning, Housing and Infrastructure	Upgrading Harbour - Sh.Maroshi	ongoing	3,676,117	-	-	-	-
1224		Ministry of National Planning, Housing and Infrastructure	Water and Sewerage System -Sh.Maroshi	ongoing	-	-	-	2,986,257	2,986,257
1058		Ministry of Education	Const. of School Science Lab - Sh.Maroshi	new	225,000	-	-	-	-
1163		Ministry of Health	Upgrading Health Centre - Sh.Maroshi	new	551,270	-	-	-	-
1224		Ministry of National Planning, Housing and Infrastructure	Estab. Of High Speed Ferry System -North Region	ongoing	-	-	-	-	-
1229		Ministry of Environment, Climate Change and Technology	Preparing Outer Island For Sustainable Energy Devel - POISED	ongoing	-	-	-	-	-

BA	Island	Office	Project Name	Status	Domestic	Loan	Grant	Trust Fund	Total
1224	Ministry of National Planning, Housing and Infrastructure		High Speed Ferry Network Access Improvement Platform	new	-	-	-	-	-
1229	Ministry of Environment, Climate Change and Technology		Upgr. of Zone 1 Island Waste Management Centres	new	-	-	-	-	-
<b>Sh. Komandoo</b>					<b>4,609,380</b>	-	-	5,522,076	<b>5,522,076</b>
1224	Ministry of National Planning, Housing and Infrastructure		Water and Sewerage Network - Sh.Komandoo	ongoing	-	-	-	2,919,876	2,919,876
1224	Ministry of National Planning, Housing and Infrastructure		Upgrading of Harbour - Sh.Komandoo	retention	1,469,876	-	-	-	-
1058	Ministry of Education		Upgr. Of School - Sh.Komandoo	new	240,000	-	-	-	-
1224	Ministry of National Planning, Housing and Infrastructure		Coastal Protection- Sh.Komandoo	new	2,584,504	-	-	-	-
1224	Ministry of National Planning, Housing and Infrastructure		Devel. Swimming Area - Sh. Komandoo	pre-tendering	315,000	-	-	-	-
1224	Ministry of National Planning, Housing and Infrastructure		Coastal Protection- Sh.Komandoo	pre-tendering	-	-	-	2,602,200	2,602,200
1224	Ministry of National Planning, Housing and Infrastructure		Estab. Of High Speed Ferry System- North Region	ongoing	-	-	-	-	-
1229	Ministry of Environment, Climate Change and Technology		Preparing Outer Island For Sustainable Energy Devel - POISED	ongoing	-	-	-	-	-
1233	Ministry of Fisheries, Marine Resources and Agriculture		Fisheries Sector Development Project	ongoing	-	-	-	-	-
1027	Maldives Police Service		Establishing Of Police Stations	new	-	-	-	-	-
1224	Ministry of National Planning, Housing and Infrastructure		High Speed Ferry Network Access Improvement Platform	new	-	-	-	-	-
1229	Ministry of Environment, Climate Change and Technology		Zone 1 Regional Waste Management Project	pre-tendering	-	-	-	-	-
<b>Sh.Lhaimagu</b>					<b>3,858,383</b>	-	-	-	-
1224	Ministry of National Planning, Housing and Infrastructure		Upgr.Habour&Store Protection-Sh.Lhaimagu	ongoing	1,093,383	-	-	-	-
1163	Ministry of Health		Health Centre Extension- Sh.Lhaimagu	new	540,000	-	-	-	-
1215	Ministry of Youth Sports & Community Empowerment		Devel. Of Outdoor Gym- SH.Lhaimagu	new	125,000	-	-	-	-
1062	MOE / Abol School Construction		School Building (6 Class & Hall) - Sh.Lhaimagu	tendering	21,00,000	-	-	-	-
1224	Ministry of National Planning, Housing and Infrastructure		Provision of Water Supply & Sewerage Project	ongoing	-	-	-	-	-
1224	Ministry of National Planning, Housing and Infrastructure		Estab. Of High Speed Ferry System- North Region	ongoing	-	-	-	-	-
1229	Ministry of Environment, Climate Change and Technology		Preparing Outer Island For Sustainable Energy Devel - POISED	ongoing	-	-	-	-	-
1224	Ministry of National Planning, Housing and Infrastructure		High Speed Ferry Network Access Improvement Platform	new	-	-	-	-	-
1229	Ministry of Environment, Climate Change and Technology		Waste Mngmt Project in Zone 1 islands (OFID Ph2- Waste LC)	tendering	-	-	-	-	-
<b>Sh. Maungoodhoo</b>					<b>7,873,590</b>	-	-	3,998,798	<b>3,998,798</b>
1062	MOE / Abol School Construction		School Building (Multi Purp. Hall) - Sh. Maungoodhoo	ongoing	1,422,982	-	-	-	-
1224	Ministry of National Planning, Housing and Infrastructure		Water and Sewerage System-Sh.Maungoodhoo	ongoing	-	-	-	2,108,798	2,108,798
1163	Ministry of Health		Extension of Health Centre - SH.Maungoodhoo	new	551,270	-	-	-	-
1224	Ministry of National Planning, Housing and Infrastructure		Developing Harbour - Sh. Maungoodhoo	pre-tendering	5,899,238	-	-	-	-
1224	Ministry of National Planning, Housing and Infrastructure		Coastal Protection- Sh.Maungoodhoo	pre-tendering	-	-	-	1,890,000	1,890,000

BA	Island	Office	Project Name	Status	Domestic	Loan	Grant	Trust Fund	Total
1224		Ministry of National Planning, Housing and Infrastructure	Estab. Of High Speed Ferry System - North Region	ongoing	-	-	-	-	-
1229		Ministry of Environment, Climate Change and Technology	Preparing Outer Island For Sustainable Energy Devel - POISED	ongoing	-	-	-	-	-
1224		Ministry of National Planning, Housing and Infrastructure	High Speed Ferry Network Access Improvement Platform	new	-	-	-	-	-
Sh.Funadhoo					10,021,344	-	-	1,500,487	1,500,487
1215		Ministry of Youth, Sports & Community Empowerment	Devel. Of Football Ground - Sh.Funadhoo	ongoing	437,054	-	-	-	-
1163		Ministry of Health	Hospital New Building - Sh.Funadhoo	new	6,000,000	-	-	-	-
1163		Ministry of Health	Upgrading of Sh.Abiol Hospital	awarded	1,139,290	-	-	-	-
1224		Ministry of National Planning, Housing and Infrastructure	Sewerage Systm for new Sltmmts Funadhoo	awarded	-	-	-	1,258,987	1,258,987
1062		MOE / Atoll School Construction	School Building (15 Glass Rooms) - Sh.Funadhoo	tendering	2,250,000	-	-	-	-
1215		Ministry of Youth, Sports & Community Empowerment	Dev. Of Volley Court - Sh. Funadhoo	tendering	195,000	-	-	-	-
1229		Ministry of Environment, Climate Change and Technology	Estab. Waate Management System - Sh.Funadhoo	pre-tendering	-	-	-	241,500	241,500
1224		Ministry of National Planning, Housing and Infrastructure	Provision of Water Supply & Sewerage Project	ongoing	-	-	-	-	-
1224		Ministry of National Planning, Housing and Infrastructure	Estab. Of High Speed Ferry System - North Region	ongoing	-	-	-	-	-
1229		Ministry of Environment, Climate Change and Technology	ARESE Project	ongoing	-	-	-	-	-
1224		Ministry of National Planning, Housing and Infrastructure	High Speed Ferry Network Access Improvement Platform	new	-	-	-	-	-
N.Herbadhoo					3,330,865	-	-	2,556,624	2,556,624
1215		Ministry of Youth, Sports & Community Empowerment	Devel. Of Outdoor Gym - N. Herbadhoo	ongoing	3,591	-	-	-	-
1224		Ministry of National Planning, Housing and Infrastructure	Water Supply System - N.Herbadhoo	ongoing	-	-	-	2,415,813	2,415,813
1224		Ministry of National Planning, Housing and Infrastructure	Coastal Protection - N.Herbadhoo	ongoing	-	-	-	140,811	140,811
1224		Ministry of National Planning, Housing and Infrastructure	Developing Harbour - N.Herbadhoo	retention	1,530,904	-	-	-	-
1163		Ministry of Health	Extension of Health Centre - N.Herbadhoo	new	551,270	-	-	-	-
1062		MOE / Atoll School Construction	School Building (2 Class & Multi Purp. Hall) - N.Herbadhoo	tendering	1,245,000	-	-	-	-
1229		Ministry of Environment, Climate Change and Technology	Preparing Outer Island For Sustainable Energy Devel - POISED	ongoing	-	-	-	-	-
1224		Ministry of National Planning, Housing and Infrastructure	High Speed Ferry Network Access Improvement Platform	new	-	-	-	-	-
N.Kendhikuldhoo					34,172,929	-	4,000,000	27,881	27,881
1224		Ministry of National Planning, Housing and Infrastructure	Water and Sewerage Systm-Kendhikuldhoo	ongoing	5,280,327	-	-	-	-
1229		Ministry of Environment, Climate Change and Technology	Upg. Of Waste Management Centre - N. Kendhikuldhoo	ongoing	-	-	-	27,881	27,881
1233		Ministry of Fisheries, Marine Resources and Agriculture	Estab. Of Geydhoshu Mas Plant - N.Kendhikuldhoo	ongoing	-	-	4,000,000	-	-
1163		Ministry of Health	Hospital New Building - N.Kendhikuldhoo	new	17,567,235	-	-	-	-
1224		Ministry of National Planning, Housing and Infrastructure	Upgrading Entrance Channel - N.Kendhikuldhoo	new	2,250,000	-	-	-	-
1062		MOE / Atoll School Construction	School Building - N.Kendhikuldhoo	pre-tendering	900,000	-	-	-	-



BA	Island	Office	Project Name	Status	Domestic	Loan	Grant	Trust Fund	Total
1129		Ministry of Higher Education	Estab. Of Junior College - N. Kendrikulhuthoo	pre-tendering	7,157,617	-	-	-	-
1224		Ministry of National Planning, Housing and Infrastructure	Developing Slipway - N.Kendrikulhuthoo	pre-tendering	1,017,750	-	-	-	-
1229		Ministry of Environment, Climate Change and Technology	Preparing Outer Island For Sustainable Energy Devel - POISED	on-going	-	-	-	-	-
1224		Ministry of National Planning, Housing and Infrastructure	High Speed Ferry Network Access Improvement Platform	new	-	-	-	-	-
<b>N.Maalehndhoo</b>					<b>2,532,591</b>	-	-	<b>9,457,355</b>	<b>9,457,355</b>
1215		Ministry of Youth, Sports & Community Empowerment	Estab. Of Outdoor Gym - N. Maalehndhoo	on-going	3,591	-	-	-	-
1224		Ministry of National Planning, Housing and Infrastructure	Water and Sewerage Sytem -N. Maalehndhoo	on-going	-	-	-	7,962,337	7,962,337
1163		Ministry of Health	Upgrading Health Centre - N. Maalehndhoo	new	750,000	-	-	-	-
1224		Ministry of National Planning, Housing and Infrastructure	Coastal Protection - N. Maalehndhoo	new	-	-	-	1,495,018	1,495,018
1276		Local Government Authority	Construction Of Council Office - N. Maalehndhoo	new	429,000	-	-	-	-
1062		MOE / Atoll School Construction	School Building - N. Maalehndhoo	pre-tendering	1,350,000	-	-	-	-
1229		Ministry of Environment, Climate Change and Technology	Preparing Outer Island For Sustainable Energy Devel - POISED	on-going	-	-	-	-	-
1224		Ministry of National Planning, Housing and Infrastructure	High Speed Ferry Network Access Improvement Platform	new	-	-	-	-	-
<b>N.Kudafari</b>					<b>3,325,329</b>	-	-	<b>5,507,768</b>	<b>5,507,768</b>
1062		MOE / Atoll School Construction	School Building - N. Kudafaree	on-going	1,289,138	-	-	-	-
1215		Ministry of Youth, Sports & Community Empowerment	Devel. Of Outdoor Gym - N. Kudafari	on-going	3,591	-	-	-	-
1224		Ministry of National Planning, Housing and Infrastructure	Water and Sewerage System - N. Kudafaree	on-going	-	-	-	5,110,268	5,110,268
1215		Ministry of Youth, Sports & Community Empowerment	Devel. Of Football Ground - N. Kudafari	retention	143,830	-	-	-	-
1163		Ministry of Health	Health Centre Extension - N. Kudafari	new	888,770	-	-	-	-
1224		Ministry of National Planning, Housing and Infrastructure	Const. of Entrance Chamel - N. Kudafari	new	1,000,000	-	-	-	-
1224		Ministry of National Planning, Housing and Infrastructure	Coastal Protection - N. Kudafari	pre-tendering	-	-	-	397,500	397,500
1229		Ministry of Environment, Climate Change and Technology	Preparing Outer Island For Sustainable Energy Devel - POISED	on-going	-	-	-	-	-
1163		Ministry of Health	Construction Of Portico And Garage For Health Centres	new	-	-	-	-	-
1224		Ministry of National Planning, Housing and Infrastructure	High Speed Ferry Network Access Improvement Platform	new	-	-	-	-	-
1229		Ministry of Environment, Climate Change and Technology	Estab. Systems For Bio-Treatment Of Org. Waste in Zone 2	new	-	-	-	-	-
<b>N.Landhoo</b>					<b>10,488,113</b>	-	-	-	-
1224		Ministry of National Planning, Housing and Infrastructure	Upgrading of Harbour - N.Landhoo	on-going	2,057,312	-	-	-	-
1224		Ministry of National Planning, Housing and Infrastructure	N. Landhoo Sewerage Sytem	retention	649,331	-	-	-	-
1163		Ministry of Health	Health Centre Extension - N.Landhoo	new	551,370	-	-	-	-
1215		Ministry of Youth, Sports & Community Empowerment	Developing Sub base & Turf - N.Landhoo	new	750,000	-	-	-	-
1224		Ministry of National Planning, Housing and Infrastructure	Estab. Water System - N.Landhoo	tendering	6,280,100	-	-	-	-

BA	Island	Office	Project Name	Status	Domestic	Loan	Grant	Trust Fund	Total
1062	MOE / Atoll School Construction		Classroom and Multi Purpose Hall - N.Landhoo 4	pre-tendering	200,000	-	-	-	-
1229	Ministry of Environment, Climate Change and Technology		Preparing Outer Island For Sustainable Energy Devel - POISED	on-going	-	-	-	-	-
1224	Ministry of National Planning, Housing and Infrastructure		High Speed Ferry Network Access Improvement Platform	new	-	-	-	-	-
N.Maafaru					20,500,934	-	1,561,067	-	-
1215	Ministry of Youth, Sports & Community Empowerment		Estab. Of Outdoor Gym - N.Maafaru	on-going	3,591	-	-	-	-
1224	Ministry of National Planning, Housing and Infrastructure		Estab. Water & Sewerage System - N. Maafaru	on-going	8,144,559	-	-	-	-
1215	Ministry of Youth, Sports & Community Empowerment		Devel. Of Football Ground - N. Maafaru	retention	291,116	-	-	-	-
1008	Maldives Customs Service		Const. of Customs Office Building - N. Maafaru	new	1,417,500	-	-	-	-
1215	Ministry of Youth, Sports & Community Empowerment		Dev. Of Volley Court - N. Maafaru	new	180,000	-	-	-	-
1224	Ministry of National Planning, Housing and Infrastructure		Extension of Airport - N. Maafaru	tendering	-	-	1,561,067	-	-
1224	Ministry of National Planning, Housing and Infrastructure		Extension of Airport - N. Maafaru	tendering	3,000,000	-	-	-	-
1062	MOE / Atoll School Construction		Classroom and Multi Purpose Hall - N. Maafaru 4	pre-tendering	1,350,000	-	-	-	-
1163	Ministry of Health		Health Centre Extension - N. Maafaru	pre-tendering	6,114,168	-	-	-	-
1224	Ministry of National Planning, Housing and Infrastructure		Prov. Water Supply, San. & Waste Mgmt - OFID-P2	on-going	-	-	-	-	-
1229	Ministry of Environment, Climate Change and Technology		Preparing Outer Island For Sustainable Energy Devel - POISED	on-going	-	-	-	-	-
1027	Maldives Police Service		Establishing Of Police Stations	new	-	-	-	-	-
1224	Ministry of National Planning, Housing and Infrastructure		High Speed Ferry Network Access Improvement Platform	new	-	-	-	-	-
1229	Ministry of Environment, Climate Change and Technology		Estab. Systems For Bio-Treatment Of Org. Waste in Zone 2	new	-	-	-	-	-
1233	Ministry of Fisheries, Marine Resources and Agriculture		Estab. Of Quarantine Facility at Commercial Ports	new	-	-	-	-	-
N.Mandhoo					28,895,978	-	-	27,881	27,881
1215	Ministry of Youth, Sports & Community Empowerment		Estab. Of Outdoor Gym - N. Mandhoo	on-going	3,591	-	-	-	-
1215	Ministry of Youth, Sports & Community Empowerment		Devel. Of Football Ground - N. Mandhoo	on-going	318,911	-	-	-	-
1224	Ministry of National Planning, Housing and Infrastructure		Developing Entrance Channel - N. Mandhoo	on-going	2,155,204	-	-	-	-
1229	Ministry of Environment, Climate Change and Technology		Upgr. Of Waste Management Centre - N. Mandhoo	on-going	-	-	-	27,881	27,881
1163	Ministry of Health		Ext. of N. Atoll Hospital - N. Mandhoo	retention	388,222	-	-	-	-
1163	Ministry of Health		N. Atoll Hospital New Building - N. Mandhoo	new	17,567,235	-	-	-	-
1215	Ministry of Youth, Sports & Community Empowerment		Repairing Fictal Ground Boundary Wall & Fence - N. Mandhoo	new	75,000	-	-	-	-
1062	MOE / Atoll School Construction		Cont. of Multi Purpose Hall in N. atoll Sc	tendering	900,000	-	-	-	-
1062	MOE / Atoll School Construction		School 3 Storey Building - N. Mandhoo	tendering	1,350,000	-	-	-	-
1240	Ministry of Islamic Affairs		Construction Of Mosque - N. Mandhoo	tendering	1,437,815	-	-	-	-
1027	Maldives Police Service		Const. of Police Station Building - N. Mandhoo	pre-tendering	4,500,000	-	-	-	-

BA	Island	Office	Project Name	Status	Domestic	Loan	Grant	Trust Fund	Total
1224		Ministry of National Planning, Housing and Infrastructure	Developing Roads - N.Mandhoo	pre-tendering	200,000	-	-	-	-
1224		Ministry of National Planning, Housing and Infrastructure	Provision of Water Supply & Sewerage Project	ongoing	-	-	-	-	-
1229		Ministry of Environment, Climate Change and Technology	Preparing Outer Island For Sustainable Energy Devel - POISED	ongoing	-	-	-	-	-
1224		Ministry of National Planning, Housing and Infrastructure	High Speed Ferry Network Access Improvement Platform	new	-	-	-	-	-
<b>N.Lhohi</b>					<b>77 04,255</b>	-	-	<b>1,405,237</b>	<b>1,405,237</b>
1215		Ministry of Youth Sports & Community Empowerment	Estab. Of Surf Track - N. Lhohi	ongoing	83,643	-	-	-	-
1224		Ministry of National Planning, Housing and Infrastructure	Water and Sewerage System - N.Lhohi	ongoing	-	-	-	1,405,237	1,405,237
1062		MOE / Atoll School Construction	N. Lhohi School 6 Calsroom	retention	292,612	-	-	-	-
1215		Ministry of Youth Sports & Community Empowerment	Estab. Of Football Ground - N.Lhohi	new	1,050,000	-	-	-	-
1224		Ministry of National Planning, Housing and Infrastructure	Upgrading Harbour - N.Lhohi	pre-tendering	6,278,000	-	-	-	-
1229		Ministry of Environment, Climate Change and Technology	Preparing Outer Island For Sustainable Energy Devel - POISED	ongoing	-	-	-	-	-
1163		Ministry of Health	Construction Of Portico And Garage For Health Centres	new	-	-	-	-	-
1224		Ministry of National Planning, Housing and Infrastructure	High Speed Ferry Network Access Improvement Platform	new	-	-	-	-	-
<b>N.Foddhoo</b>					<b>3 060,938</b>	-	-	<b>3,361,313</b>	<b>3,361,313</b>
1224		Ministry of National Planning, Housing and Infrastructure	Water and Sewerage System - N.Foddhoo	ongoing	-	-	-	3,361,313	3,361,313
1163		Ministry of Health	Health Centre Extension - N.Foddhoo	new	315,758	-	-	-	-
1062		MOE / Atoll School Construction	School Building (4 Classroom) - N.Foddhoo	pre-tendering	420,000	-	-	-	-
1224		Ministry of National Planning, Housing and Infrastructure	Developing Jetty - N.Foddhoo	pre-tendering	2,225,180	-	-	-	-
1229		Ministry of Environment, Climate Change and Technology	Preparing Outer Island For Sustainable Energy Devel - POISED	ongoing	-	-	-	-	-
1224		Ministry of National Planning, Housing and Infrastructure	High Speed Ferry Network Access Improvement Platform	new	-	-	-	-	-
<b>N.Veldhoo</b>					<b>16,838,857</b>	<b>6,592,584</b>	-	<b>109,551</b>	<b>109,551</b>
1215		Ministry of Youth, Sports & Community Empowerment	Devel. Of Outdoor Gym - N. Veldhoo	ongoing	3,591	-	-	-	-
1224		Ministry of National Planning, Housing and Infrastructure	Development Of Slipway - N.Veldhoo	ongoing	1,770,332	-	-	-	-
1229		Ministry of Environment, Climate Change and Technology	Estab. Of Waste Management Centre - N.Veldhoo	ongoing	-	-	-	109,551	109,551
1215		Ministry of Youth, Sports & Community Empowerment	Devel. Of Football Ground - N.Veldhoo	retention	139,934	-	-	-	-
1163		Ministry of Health	Hospital New Building - N.Veldhoo	new	-	6,592,584	-	-	-
1215		Ministry of Youth, Sports & Community Empowerment	Repairing Ftisal Ground Boundary Wall & Fence - N.Veldhoo	new	75,000	-	-	-	-
1062		MOE / Atoll School Construction	School Building (4 Classroom) - N.Atoll	pre-tendering	600,000	-	-	-	-
1224		Ministry of National Planning, Housing and Infrastructure	Developing Roads - N.Veldhoo	pre-tendering	14,250,000	-	-	-	-
1229		Ministry of Environment, Climate Change and Technology	Preparing Outer Island For Sustainable Energy Devel - POISED	ongoing	-	-	-	-	-
1027		Maldives Police Service	Establishing Of Police Stations	new	-	-	-	-	-

BA	Island	Office	Project Name	Status	Domestic	Loan	Grant	Trust Fund	Total
1224	Ministry of National Planning, Housing and Infrastructure		High Speed Ferry Network Access Improvement Platform	new	-	-	-	-	-
1229	Ministry of Environment, Climate Change and Technology		Estab. Systems For Bio-Treatment Of Org. Waste In Zone 2	new	-	-	-	-	-
<b>N.Miladhoos</b>					<b>9,609,965</b>	-	-	-	-
1062	MOE / Atoll School Construction		School Building (6 Class & Multi Purp. Hall) - N.Miladhoos	ongoing	1,338,290	-	-	-	-
1224	Ministry of National Planning, Housing and Infrastructure		Upgrading of Harbour - N.Miladhoos	ongoing	1,031,933	-	-	-	-
1163	Ministry of Health		Extension of Health Centre - N.Miladhoos	new	551,370	-	-	-	-
1276	Local Government Authority		Estab. Of Council Office Building - N.Miladhoos	new	260,000	-	-	-	-
1215	Ministry of Youth, Sports & Community Empowerment		Devel. Of Football Ground - N.Miladhoos	tendering	225,000	-	-	-	-
1224	Ministry of National Planning, Housing and Infrastructure		Estab. Water System - N.Miladhoos	tendering	6,203,372	-	-	-	-
1229	Ministry of Environment, Climate Change and Technology		Preparing Outer Island For Sustainable Energy Devel - POISED	ongoing	-	-	-	-	-
1224	Ministry of National Planning, Housing and Infrastructure		High Speed Ferry Network Access Improvement Platform	new	-	-	-	-	-
<b>N.Magoodhoos</b>					<b>9,829,494</b>	-	-	<b>21,052</b>	<b>21,052</b>
1229	Ministry of Environment, Climate Change and Technology		Upp. Of Waste Management Centre - N. Magoodhoos	ongoing	-	-	-	21,052	21,052
1240	Ministry of Islamic Affairs		Construction of a Mosque - N.Magoodhoos	retention	208,074	-	-	-	-
1058	Ministry of Education		Const. of 12 Classroom & Staffroom - N.Magoodhoos	new	315,000	-	-	-	-
1224	Ministry of National Planning, Housing and Infrastructure		Estab. Water & Sewerage System - N.Magoodhoos	tendering	4,396,290	-	-	-	-
1224	Ministry of National Planning, Housing and Infrastructure		Developing Harbour - N.Magoodhoos	pre-tendering	4,910,130	-	-	-	-
1229	Ministry of Environment, Climate Change and Technology		Preparing Outer Island For Sustainable Energy Devel - POISED	ongoing	-	-	-	-	-
1224	Ministry of National Planning, Housing and Infrastructure		High Speed Ferry Network Access Improvement Platform	new	-	-	-	-	-
1229	Ministry of Environment, Climate Change and Technology		Upp. of Zone 1 Island Waste Management Centres	new	-	-	-	-	-
<b>N.Holhudhoos</b>					<b>4,032,594</b>	-	-	<b>2,692,802</b>	<b>2,692,802</b>
1224	Ministry of National Planning, Housing and Infrastructure		Water Supply System - N.Holhudhoos	ongoing	-	-	-	2,692,802	2,692,802
1163	Ministry of Health		Health Centre New Building - N.Holhudhoos	retention	145,704	-	-	-	-
1058	Ministry of Education		Const. of 3 Storey Building - N.Holhudhoos	new	2,100,000	-	-	-	-
1215	Ministry of Youth, Sports & Community Empowerment		Estab. Lighting at Football Ground - N.Holhudhoos	new	345,000	-	-	-	-
1224	Ministry of National Planning, Housing and Infrastructure		Coastal Protection - N.Holhudhoos	new	1,141,890	-	-	-	-
1224	Ministry of National Planning, Housing and Infrastructure		Developing Roads - N.Holhudhoos	pre-tendering	300,000	-	-	-	-
1224	Ministry of National Planning, Housing and Infrastructure		Prov.WaterSupply,Sani.&WasteMgmt OFID-P2	ongoing	-	-	-	-	-
1229	Ministry of Environment, Climate Change and Technology		Maldives Clean Environment Project	ongoing	-	-	-	-	-
1229	Ministry of Environment, Climate Change and Technology		Preparing Outer Island For Sustainable Energy Devel - POISED	ongoing	-	-	-	-	-
1027	Maldives Police Service		Establishing Of Police Stations	new	-	-	-	-	-

BA	Island	Office	Project Name	Status	Domestic	Loan	Grant	Trust Fund	Total
1224		Ministry of National Planning, Housing and Infrastructure	High Speed Ferry Network Access Improvement Platform	new	-	-	-	-	-
1229		Ministry of Environment, Climate Change and Technology	Estab. Systems For Bio-Treatment Of Org. Waste in Zone 2	new	-	-	-	-	-
<b>R. Alifushi</b>									
1062		MOE / Atoll School Construction	Multi Purpose Hall - R. Alifushi	on-going	8,515,273	17,567,235	-	-	-
1224		Ministry of National Planning, Housing and Infrastructure	R. Alifushi Land Reclamation	on-going	718,811	-	-	-	-
1224		Ministry of National Planning, Housing and Infrastructure	Water Supply System - R. Alifushi	on-going	4,431,462	-	-	-	-
1215		Ministry of Youth, Sports & Community Empowerment	Devel. Of Football Ground - R. Alifushi	retention	657,914	-	-	-	-
1163		Ministry of Health	Hospital New Building - R. Alifushi	new	-	17,567,235	-	-	-
1129		Ministry of Higher Education	Estab. Of State of Art TVET Institution - R. Alifushi	pre-tendering	200,000	-	-	-	-
1215		Ministry of Youth, Sports & Community Empowerment	Devel. Of Sports Complex - R. Alifushi	pre-tendering	200,000	-	-	-	-
1224		Ministry of National Planning, Housing and Infrastructure	Road Construction - R. Alifushi	pre-tendering	200,000	-	-	-	-
1224		Ministry of National Planning, Housing and Infrastructure	Dev. Of Domestic Airports on Multiple Islands	pre-tendering	-	-	-	-	-
1224		Ministry of National Planning, Housing and Infrastructure	Micro grid desalination Plant	on-going	-	-	-	-	-
1229		Ministry of Environment, Climate Change and Technology	Preparing Outer Island For Sustainable Energy Devel - POISED	on-going	-	-	-	-	-
1027		Maldives Police Service	Establishing Of Police Stations	new	-	-	-	-	-
1229		Ministry of Environment, Climate Change and Technology	Estab. Systems For Bio-Treatment Of Org. Waste in Zone 2	new	-	-	-	-	-
<b>R. Vaadhoo</b>									
1224		Ministry of National Planning, Housing and Infrastructure	Water and Sewerage System- R. Vaadhoo	on-going	1,940,688	-	-	1,852,914	1,852,914
1240		Ministry of Islamic Affairs	Construction of Mosque - R. Vaadhoo	on-going	-	-	-	1,652,914	1,652,914
1163		Ministry of Health	Upgr. Health Centre (Store, Garage & Laundry) - R. Vaadhoo	retention	723,164	-	-	-	-
1215		Ministry of Youth, Sports & Community Empowerment	Devel. Of Outdoor Gym - R. Vaadhoo	new	317,524	-	-	-	-
1215		Ministry of Youth, Sports & Community Empowerment	Estab. Of Football Ground - R. Vaadhoo	tendering	175,000	-	-	-	-
1062		MOE / Atoll School Construction	School 2 Storey Building - R. Vaadhoo	pre-tendering	525,000	-	-	-	-
1224		Ministry of National Planning, Housing and Infrastructure	Coastal Protection - R. Vaadhoo	pre-tendering	200,000	-	-	-	-
1229		Ministry of Environment, Climate Change and Technology	Preparing Outer Island For Sustainable Energy Devel - POISED	on-going	-	-	200,000	-	200,000
<b>R. Rasgetheemu</b>									
1224		Ministry of National Planning, Housing and Infrastructure	Water and Sewerage System - R. Rasgetheemu	on-going	3,277,297	-	-	1,360,196	1,360,196
1224		Ministry of National Planning, Housing and Infrastructure	Upgrading of Harbour - R. Rasgetheemu	on-going	-	-	-	1,360,196	1,360,196
1058		Ministry of Education	Const. of 8 Classroom - R. Rasgetheemu	new	1,977,297	-	-	-	-
1224		Ministry of National Planning, Housing and Infrastructure	Estab. Of Cultural Centre - R. Rasgetheemu	pre-tendering	900,000	-	-	-	-
					200,000	-	-	-	-

BA	Island	Office	Project Name	Status	Domestic	Loan	Grant	Trust Fund	Total
1276		Local Government Authority	Construction Of Council Office - R.Rasgeethemu	pre-tendering	200,000	-	-	-	-
1229		Ministry of Environment, Climate Change and Technology	Preparing Outer Island For Sustainable Energy Devel - POISED	on-going	-	-	-	-	-
1163		Ministry of Health	Construction Of Portico And Garage For Health Centres	new	-	-	-	-	-
R.Angolhiethemu					5,891,316	-	-	1,259,170	1,259,170
1224		Ministry of National Planning, Housing and Infrastructure	R. Angolhiethem Harbor Upgrading	on-going	4,996,324	-	-	-	-
1224		Ministry of National Planning, Housing and Infrastructure	Water and Sewerage System - Angolhiethemu	on-going	-	-	-	1,259,170	1,259,170
1163		Ministry of Health	Estab. Of Lab in Health Centre - R.Angolhiethemu	retention	169,992	-	-	-	-
1215		Ministry of Youth, Sports & Community Empowerment	Devel. Of Outdoor Gym - R.Angolhiethem	new	125,000	-	-	-	-
1224		Ministry of National Planning, Housing and Infrastructure	Upgrading of Jetty - R.Angolhiethem	new	200,000	-	-	-	-
1215		Ministry of Youth, Sports & Community Empowerment	Devel. Of Youth Centre - R.Angolhiethemu	pre-tendering	200,000	-	-	-	-
1264		Department of Judicial Administration	Construction Of Magistrate Court - R.Angolhiethemu	pre-tendering	200,000	-	-	-	-
1229		Ministry of Environment, Climate Change and Technology	Preparing Outer Island For Sustainable Energy Devel - POISED	on-going	-	-	-	-	-
R.Ungofaaru					16,385,457	-	-	611,471	611,471
1062		MOE / Atoll School Construction	Multi Purpose Hall - R. Ungofaaru	on-going	1,417,359	-	-	-	-
1224		Ministry of National Planning, Housing and Infrastructure	Land Reclamation - R.Ungofaaru	on-going	1,924,955	-	-	-	-
1224		Ministry of National Planning, Housing and Infrastructure	Coastal Protection - R.Ungofaaru	on-going	-	-	-	611,471	611,471
1163		Ministry of Health	Dev. of New Tertiary Hospital - R.Ungofaaru	retention	3,858,795	-	-	-	-
1163		Ministry of Health	Upgrading of Hospital - R.Ungofaaru	retention	242,432	-	-	-	-
1224		Ministry of National Planning, Housing and Infrastructure	Developing Roads - R.Ungofaaru	retention	1,519,395	-	-	-	-
1240		Ministry of Islamic Affairs	Construction Of Islamic Centre - R.Ungofaaru	retention	73,021	-	-	-	-
1168		Ungofaaru Regional Hospital	Estab. Mental Service Unit - R. Ungofaaru	new	1,000,000	-	-	-	-
1215		Ministry of Youth, Sports & Community Empowerment	Estab. Of Football Ground - R.Ungofaaru	new	1,050,000	-	-	-	-
1062		MOE / Atoll School Construction	School 8 Classroom Building - R.Ungofaaru	pre-tendering	1,200,000	-	-	-	-
1224		Ministry of National Planning, Housing and Infrastructure	Upgrading Entrance Channel - R.Ungofaaru	pre-tendering	1,849,500	-	-	-	-
1510		Ministry Of Gender, Family and Social Services	Estab. Amaan Hiya - R.Ungofaaru	pre-tendering	2,250,000	-	-	-	-
1224		Ministry of National Planning, Housing and Infrastructure	Prov. Water Supply, Sanit. & Waste Mgmt OF D-P2	on-going	-	-	-	-	-
1229		Ministry of Environment, Climate Change and Technology	Maldives Clean Environment Project	on-going	-	-	-	-	-
1229		Ministry of Environment, Climate Change and Technology	Estab. Systems For Bio-Treatment Of Org. Waste in Zone 2	new	-	-	-	-	-
R.Maakurathu					9,720,600	-	-	379,938	379,938
1224		Ministry of National Planning, Housing and Infrastructure	R. Maakurathu Sewerage Sytem	on-going	-	-	-	379,938	379,938
1224		Ministry of National Planning, Housing and Infrastructure	Estab. Water System - R. Maakurath	on-going	2,001,209	-	-	-	-

BA	Island	Office	Project Name	Status	Domestic	Loan	Grant	Trust Fund	Total
1163		Ministry of Health	Extension of Health Centre - R.Maakurathu	retention	130,498	-	-	-	-
1215		Ministry of Youth, Sports & Community Empowerment	Dev. of Football Ground - R.Maakurathu	retention	144,869	-	-	-	-
1215		Ministry of Youth, Sports & Community Empowerment	Repairing Futsal Ground Fence - R.Maakurathu	new	250,000	-	-	-	-
1224		Ministry of National Planning, Housing and Infrastructure	Coastal Protection - R.Maakurathu	new	2,584,504	-	-	-	-
1062		MOE / Atoll School Construction	School 2 Storey Building - R. Maakurathu	pre-tendering	600,000	-	-	-	-
1224		Ministry of National Planning, Housing and Infrastructure	Extension of Harbour - R. Maakurath	pre-tendering	4,019,520	-	-	-	-
1224		Ministry of National Planning, Housing and Infrastructure	Prov. Water Supply/Sani.&Waste Mgmt-OFID-P2	ongoing	-	-	-	-	-
1229		Ministry of Environment, Climate Change and Technology	Maldives Clean Environment Project	ongoing	-	-	-	-	-
1229		Ministry of Environment, Climate Change and Technology	Preparing Outer Island For Sustainable Energy Devel - POSED	ongoing	-	-	-	-	-
<b>R.Hulhudhuffaar</b>					<b>8,545,214</b>	-	-	<b>368,217</b>	<b>368,217</b>
1215		Ministry of Youth, Sports & Community Empowerment	Estab. Of Outdoor Gym - R.Hulhudhuffaar	ongoing	3,852	-	-	-	-
1224		Ministry of National Planning, Housing and Infrastructure	Road Construction - R. Hulhudhuffaar	ongoing	4,906,729	-	-	-	-
1062		MOE / Atoll School Construction	Multi Purpose Hall - R. Hulhudhuffaar	retention	416,770	-	-	-	-
1163		Ministry of Health	Health Centre Extension - R.Hulhudhuffaar	retention	168,133	-	-	-	-
1215		Ministry of Youth, Sports & Community Empowerment	Estab. Football Ground - R. Hulhudhuffaar	new	1,050,000	-	-	-	-
1062		MOE / Atoll School Construction	School 3 Storey Building (12 Class Room) - R. Hulhudhuffaar	pre-tendering	1,800,000	-	-	-	-
1062		MOE / Atoll School Construction	Upgrading Of Teacher Accommodation Block - R. Hulhudhuffaar	pre-tendering	200,000	-	-	-	-
1224		Ministry of National Planning, Housing and Infrastructure	Coastal Protection - R. Hulhudhuffaar	pre-tendering	-	-	-	368,217	368,217
1229		Ministry of Environment, Climate Change and Technology	Preparing Outer Island For Sustainable Energy Devel - POSED	ongoing	-	-	-	-	-
<b>R.Dhuvaaifaru</b>					<b>11,374,734</b>	-	-	-	-
1062		MOE / Atoll School Construction	School 2 Storey Building (4 Class Room) - R. Dhuvaaifaru	ongoing	757,493	-	-	-	-
1215		Ministry of Youth, Sports & Community Empowerment	Devel. Of Football Ground Stadium - R.Dhuvaaifaru	ongoing	301,854	-	-	-	-
1224		Ministry of National Planning, Housing and Infrastructure	Land Reclamation - R.Dhuvaaifaru	ongoing	3,868,042	-	-	-	-
1224		Ministry of National Planning, Housing and Infrastructure	Developing Roads - R.Dhuvaaifaru	ongoing	4,072,345	-	-	-	-
1168		Ungosfaanu Regional Hospital	Upgrading Health Centre - R.Dhuvaaifaru	new	1,500,000	-	-	-	-
1215		Ministry of Youth, Sports & Community Empowerment	Devel. Of Youth Centre (With Indoor Hall) - R.Dhuvaaifaru	pre-tendering	675,000	-	-	-	-
1224		Ministry of National Planning, Housing and Infrastructure	Devel. Of Breakwater and Harbour - R.Dhuvaaifaru	pre-tendering	200,000	-	-	-	-
1027		Maldives Police Service	Establishing Of Police Stations	new	-	-	-	-	-
<b>R.Rasmaadhoo</b>					<b>4,939,127</b>	-	-	<b>1,832,081</b>	<b>1,832,081</b>
1224		Ministry of National Planning, Housing and Infrastructure	Upgrading of Harbour - R. Rasmaadhoo	ongoing	466,961	-	-	-	-
1224		Ministry of National Planning, Housing and Infrastructure	Estab. Water System - R. Rasmaadhoo	ongoing	2,652,166	-	-	-	-

BA	Island	Office	Project Name	Status	Domestic	Loan	Grant	Trust Fund	Total
1224	Ministry of National Planning, Housing and Infrastructure		Coastal Protection - R.Rasnaadhoo	on-going	-	-	-	250,483	250,483
1215	Ministry of Youth, Sports & Community Empowerment		Estab. Of Surf Track - R. Rasnaadhoo	retention	20,000	-	-	-	-
1224	Ministry of National Planning, Housing and Infrastructure		R. Rasnaadhoo Sewerage Sytem	retention	-	-	-	531,598	531,598
1224	Ministry of National Planning, Housing and Infrastructure		Coastal Protection South Side - R.Rasnaadhoo	new	-	-	-	1,050,000	1,050,000
1062	MOE / Atoll School Construction		School 3 Storey Building - R.Rasnaadhoo	tendering	1,800,000	-	-	-	-
1229	Ministry of Environment, Climate Change and Technology		Preparing Outer Island For Sustainable Energy Devel - POISED	on-going	-	-	-	-	-
R. Inimaadhoo					3,097,498	-	-	9,464,691	9,464,691
1062	MOE / Atoll School Construction		School Building (Multi Purp. Hall) - R. Inimaadhoo	on-going	509,412	-	-	-	-
1215	Ministry of Youth, Sports & Community Empowerment		Devel. Of Outdoor Gym - R. Inimaadhoo	on-going	3,582	-	-	-	-
1224	Ministry of National Planning, Housing and Infrastructure		R. Inimaadhoo Sewerage Sytem	on-going	-	-	-	4,047,669	4,047,669
1224	Ministry of National Planning, Housing and Infrastructure		Water Supply System- R. Inimaadhoo	on-going	-	-	-	5,298,522	5,298,522
1224	Ministry of National Planning, Housing and Infrastructure		Coastal Protection - R. Inimaadhoo	new	2,584,504	-	-	-	-
1229	Ministry of Environment, Climate Change and Technology		Upd. Of Waste Management Centre - R. Inimaadhoo	pre-tendering	-	-	-	118,500	118,500
1229	Ministry of Environment, Climate Change and Technology		Preparing Outer Island For Sustainable Energy Devel - POISED	on-going	-	-	-	-	-
1229	Ministry of Environment, Climate Change and Technology		Estab. Systems For Bio-Treatment Of Org. Waste in Zone 2	new	-	-	-	-	-
R. Ingaadhdoo					10,047,750	-	-	3,938,581	3,938,581
1215	Ministry of Youth, Sports & Community Empowerment		Devel. Of Outdoor Gym - R. Ingaadhdoo	on-going	3,582	-	-	-	-
1224	Ministry of National Planning, Housing and Infrastructure		Water and Sewerage System R.Ingaadhdoo	on-going	-	-	-	3,938,581	3,938,581
1215	Ministry of Youth, Sports & Community Empowerment		Devel. Of Childrens Park - R. Ingaadhdoo	new	150,000	-	-	-	-
1224	Ministry of National Planning, Housing and Infrastructure		Const. of Entrance Channel - R. Ingaadhdoo	new	2,250,000	-	-	-	-
1062	MOE / Atoll School Construction		School Building (4 Class, Staff & Hall) - R. Ingaadhdoo	tendering	1,530,000	-	-	-	-
1163	Ministry of Health		Health Centre New Building - R. Ingaadhdoo	pre-tendering	6,114,168	-	-	-	-
1224	Ministry of National Planning, Housing and Infrastructure		Prov. Water Supply, Sanit. & Waste Mgmt. OFID-P2	on-going	-	-	-	-	-
1229	Ministry of Environment, Climate Change and Technology		Preparing Outer Island For Sustainable Energy Devel - POISED	on-going	-	-	-	-	-
1027	Maldives Police Service		Establishing Of Police Stations	new	-	-	-	-	-
R. Fainu					9,028,642	-	-	192,272	192,272
1215	Ministry of Youth, Sports & Community Empowerment		Devel. Of Outdoor Gym - R. Fainu	on-going	3,582	-	-	-	-
1224	Ministry of National Planning, Housing and Infrastructure		Water and Sewerage System - R. Fainu	on-going	6,775,060	-	-	-	-
1224	Ministry of National Planning, Housing and Infrastructure		Coastal Protection - R. Fainu	on-going	-	-	-	192,272	192,272
1062	MOE / Atoll School Construction		School 3 Storey Building - R. Fainu	pre-tendering	2,250,000	-	-	-	-
1229	Ministry of Environment, Climate Change and Technology		Preparing Outer Island For Sustainable Energy Devel - POISED	on-going	-	-	-	-	-



BA	Island	Office	Project Name	Status	Domestic	Loan	Grant	Trust Fund	Total
<b>R. Kinolhas</b>									
					12,562,611	-	-	-	-
1224		Ministry of National Planning, Housing and Infrastructure	Upgrading Harbour - R. Kinolhas	on-going	4,583,033	-	-	-	-
1224		Ministry of National Planning, Housing and Infrastructure	Water and Sewerage System - R. Kinolhas	on-going	5,730,627	-	-	-	-
1062		MOE / Atoll School Construction	Construction of R. Kinolhas 6 Classroom	retention	282,311	-	-	-	-
1224		Ministry of National Planning, Housing and Infrastructure	Coastal Protection - R. Kinolhas	new	2,566,640	-	-	-	-
1229		Ministry of Environment, Climate Change and Technology	Preparing Outer Island For Sustainable Energy Devel - POISED	on-going	-	-	-	-	-
1163		Ministry of Health	Construction Of Portico And Garage For Health Centres	new	-	-	-	-	-
					5,426,562	-	-	1,562,795	1,562,795
<b>R. Maduvarri</b>									
1062		MOE / Atoll School Construction	Multi Purpose Hall - R. Maduvarri	retention	581,562	-	-	-	-
1224		Ministry of National Planning, Housing and Infrastructure	Harbour Construction - R. Maduvarri	retention	3,470,000	-	-	-	-
1215		Ministry of Youth, Sports & Community Empowerment	Estab. Of Football Ground - R. Maduvarri	new	500,000	-	-	-	-
1224		Ministry of National Planning, Housing and Infrastructure	Coastal Protection - R. Maduvarri	new	-	-	-	1,562,795	1,562,795
1215		Ministry of Youth, Sports & Community Empowerment	Devel. Of Youth Centre - R. Maduvarri	pre-tendering	675,000	-	-	-	-
1276		Local Government Authority	Construction Of Council Office - R. Maduvarri	pre-tendering	200,000	-	-	-	-
1229		Ministry of Environment, Climate Change and Technology	Estab. Water System (4 Islands & Water Storage (25 Islands)	on-going	-	-	-	-	-
1229		Ministry of Environment, Climate Change and Technology	Preparing Outer Island For Sustainable Energy Devel - POISED	on-going	-	-	-	-	-
1233		Ministry of Fisheries, Marine Resources and Agriculture	Establishing Ice Plant	on-going	-	-	-	-	-
1027		Maldives Police Service	Establishing Of Police Stations	new	-	-	-	-	-
1229		Ministry of Environment, Climate Change and Technology	Estab. Systems For Bio-Treatment Of Org. Waste In Zone 2	new	-	-	-	-	-
					7,333,776	-	-	-	-
<b>R. Meedhoo</b>									
1215		Ministry of Youth, Sports & Community Empowerment	Dev. of Football Ground - R. Meedhoo	retention	433,776	-	-	-	-
1062		MOE / Atoll School Construction	School 2 Storey Building - R. Atoll	pre-tendering	900,000	-	-	-	-
1163		Ministry of Health	Upgrading Health Centre - R. Meedhoo	pre-tendering	6,000,000	-	-	-	-
1229		Ministry of Environment, Climate Change and Technology	Preparing Outer Island For Sustainable Energy Devel - POISED	on-going	-	-	-	-	-
1027		Maldives Police Service	Establishing Of Police Stations	new	-	-	-	-	-
					11,728,120	-	-	598,745	598,745
<b>B. Thulhaadhoo</b>									
1215		Ministry of Youth, Sports & Community Empowerment	Devel. Of Football Ground - B. Thulhaadhoo	on-going	746,512	-	-	-	-
1224		Ministry of National Planning, Housing and Infrastructure	Coastal Protection - B. Thulhaadhoo	on-going	-	-	-	571,005	571,005
1224		Ministry of National Planning, Housing and Infrastructure	Const. of 100 Housing units-B. Thulhaadhoo	on-going	6,817,858	-	-	-	-
1229		Ministry of Environment, Climate Change and Technology	Upg. Of Waste Management Centre - B. Thulhaadhoo	on-going	-	-	-	27,740	27,740
1224		Ministry of National Planning, Housing and Infrastructure	Upgrading Entrance Channel - B. Thulhaadhoo	new	2,250,000	-	-	-	-

BA	Island	Office	Project Name	Status	Domestic	Loan	Grant	Trust Fund	Total
1062	MOE / Atoll School Construction		School Multi Purpose Hall - B. Thulhaadhoo	pre-tendering	200,000	-	-	-	-
1163	Ministry of Health		Health Centre Extension - B. Thulhaadhoo	pre-tendering	1,713,750	-	-	-	-
1229	Ministry of Environment, Climate Change and Technology		Preparing Outer Island For Sustainable Energy Devel - POISED	on-going	-	-	-	-	-
1027	Maldives Police Service		Establishing Of Police Stations	new	-	-	-	-	-
1229	Ministry of Environment, Climate Change and Technology		Estab. Systems For Bio-Treatment Of Org. Waste In Zone 2	new	-	-	-	-	-
<b>B. Fulhaadhoo</b>					<b>6,543,091</b>	-	-	-	-
1224	Ministry of National Planning, Housing and Infrastructure		Developing Harbour - B. Fulhaadhoo	on-going	1,394,053	-	-	-	-
1058	Ministry of Education		Const. of 01 Classroom - B. Fulhaadhoo	new	375,000	-	-	-	-
1276	Local Government Authority		Construction Of Council Office - B. Fulhaadhoo	new	375,000	-	-	-	-
1062	MOE / Atoll School Construction		School Building (Office) - B. Fulhaadhoo	pre-tendering	600,000	-	-	-	-
1224	Ministry of National Planning, Housing and Infrastructure		Estab. Water & Sewerage System - B. Fulhaadhoo	pre-tendering	3,799,038	-	-	-	-
1229	Ministry of Environment, Climate Change and Technology		Preparing Outer Island For Sustainable Energy Devel - POISED	on-going	-	-	-	-	-
1163	Ministry of Health		Construction Of Portico And Garage For Health Centres	new	-	-	-	-	-
<b>B. Fehendhoo</b>					<b>6,251,138</b>	-	-	-	-
1224	Ministry of National Planning, Housing and Infrastructure		Developing Harbour - B. Fehendhoo	on-going	1,449,815	-	-	-	-
1240	Ministry of Islamic Affairs		Const. of Mosque - B. Fehendhoo	new	750,000	-	-	-	-
1224	Ministry of National Planning, Housing and Infrastructure		Estab. Water & Sewerage System - B. Fehendhoo	pre-tendering	4,051,323	-	-	-	-
1229	Ministry of Environment, Climate Change and Technology		Preparing Outer Island For Sustainable Energy Devel - POISED	on-going	-	-	-	-	-
<b>B. Gadhoo</b>					<b>12,367,791</b>	-	-	-	-
1215	Ministry of Youth, Sports & Community Empowerment		Devel. Of Outdoor Gym - B. Gadhoo	on-going	3,582	-	-	-	-
1224	Ministry of National Planning, Housing and Infrastructure		B. Gadhoo Water & Sewerage System	on-going	11,619,209	-	-	-	-
1058	Ministry of Education		Const. of Staffroom - B. Gadhoo	new	200,000	-	-	-	-
1215	Ministry of Youth, Sports & Community Empowerment		Dev. Of Volley Court - B. Gadhoo	tendering	195,000	-	-	-	-
1215	Ministry of Youth, Sports & Community Empowerment		Dev. Of Skating Park - B. Gadhoo	pre-tendering	150,000	-	-	-	-
1224	Ministry of National Planning, Housing and Infrastructure		Estab. Causeway - B. Gadhoo & Fehendhoo	pre-tendering	200,000	-	-	-	-
1229	Ministry of Environment, Climate Change and Technology		Preparing Outer Island For Sustainable Energy Devel - POISED	on-going	-	-	-	-	-
1027	Maldives Police Service		Establishing Of Police Stations	new	-	-	-	-	-

BA	Island	Office	Project Name	Status	Domestic	Loan	Grant	Trust Fund	Total
B. Maalhos									
1224	Ministry of National Planning, Housing and Infrastructure	Water and Sewerage System - B. Maalhos	on-going	6,054,001	-	-	-	8,975,579	8,975,579
1224	Ministry of National Planning, Housing and Infrastructure	Repairing Harbour - B. Maalhos	new	6,054,001	-	-	-	6,733,052	6,733,052
1224	Ministry of National Planning, Housing and Infrastructure	Coastal Protection - B. Maalhos	new	-	-	-	-	2,242,527	2,242,527
1229	Ministry of Environment, Climate Change and Technology	Preparing Outer Island For Sustainable Energy Devel - POSED	on-going	-	-	-	-	-	-
B. Eydhafushi									
1163	Ministry of Health	Atoll Hospital Extension - B. Eydhafushi	retention	2,592,582	-	-	-	-	-
1224	Ministry of National Planning, Housing and Infrastructure	Road Construction- B. Eydhafushi	retention	239,677	-	-	-	-	-
1215	Ministry of Youth, Sports & Community Empowerment	Estab. Of Futsal Ground - B. Eydhafushi	new	1,957,905	-	-	-	-	-
1224	Ministry of National Planning, Housing and Infrastructure	Developing Harbour - B. Eydhafushi	pre-tendering	200,000	-	-	-	-	-
1224	Ministry of National Planning, Housing and Infrastructure	Prov. Water Supply, Sani & Waste Mgmt- OFD-P2	on-going	-	-	-	-	-	-
1229	Ministry of Environment, Climate Change and Technology	AREISE Project	on-going	-	-	-	-	-	-
1229	Ministry of Environment, Climate Change and Technology	Maldives Clean Environment Project	on-going	-	-	-	-	-	-
1229	Ministry of Environment, Climate Change and Technology	Preparing Outer Island For Sustainable Energy Devel - POSED	on-going	-	-	-	-	-	-
B. Hithaadhoo									
1224	Ministry of National Planning, Housing and Infrastructure	Developing Breakwater & Quay Wall - B. Hithaadhoo	on-going	6,020,784	-	-	-	3,518,789	3,518,789
1224	Ministry of National Planning, Housing and Infrastructure	Water and Sewerage System - B. Hithaadhoo	on-going	3,389,709	-	-	-	-	-
1215	Ministry of Youth, Sports & Community Empowerment	Devel. Of Childrens Park - B. Hithaadhoo	new	75,000	-	-	-	-	-
1224	Ministry of National Planning, Housing and Infrastructure	Coastal Protection - B. Hithaadhoo	new	2,556,075	-	-	-	-	-
1229	Ministry of Environment, Climate Change and Technology	Maldives Clean Environment Project	on-going	-	-	-	-	-	-
1229	Ministry of Environment, Climate Change and Technology	Preparing Outer Island For Sustainable Energy Devel - POSED	on-going	-	-	-	-	-	-
1229	Ministry of Environment, Climate Change and Technology	Estab. Systems for Bio-Treatment Of Org. Waste in Zone 2	new	-	-	-	-	-	-
B. Kudarikilu									
1058	Ministry of Education	Const. of 4 Classroom - B. Kudarikilu	new	4,921,968	-	-	-	2,212,485	2,212,485
1224	Ministry of National Planning, Housing and Infrastructure	Estab. Water & Sewerage System - B. Kudarikilu	pre-tendering	500,000	-	-	-	-	-
1224	Ministry of National Planning, Housing and Infrastructure	Coastal Protection - B. Kudarikilu	pre-tendering	4,421,968	-	-	-	-	-
1224	Ministry of National Planning, Housing and Infrastructure	Outer Island Harbour, Water Supply & Sewerage - OFD Phase 3	on-going	-	-	-	-	2,212,485	2,212,485
1229	Ministry of Environment, Climate Change and Technology	Preparing Outer Island For Sustainable Energy Devel - POSED	on-going	-	-	-	-	-	-
B. Kamadhoo									
1224	Ministry of National Planning, Housing and Infrastructure	Water and Sewerage System - B. Kamadhoo	on-going	15,410,460	-	-	-	-	-
1215	Ministry of Youth, Sports & Community Empowerment	Devel. Of Childrens Park - B. Kamadhoo	new	7,665,210	-	-	-	-	-
				75,000	-	-	-	-	-

BA	Island	Office	Project Name	Status	Domestic	Loan	Grant	Trust Fund	Total
1215	Ministry of Youth, Sports & Community Empowerment		Estab. Football Ground - B. Kamadhoo	new	1,050,000	-	-	-	-
1224	Ministry of National Planning, Housing and Infrastructure		Reconstruction of Harbour - B. Kamadhoo	pre-tendering	6,620,250	-	-	-	-
1229	Ministry of Environment, Climate Change and Technology		Preparing Outer Island For Sustainable Energy Devel - POISED	on-going	-	-	-	-	-
1229	Ministry of Environment, Climate Change and Technology		Estab. Systems For Bio-Treatment Of Org. Waste in Zone 2	new	-	-	-	-	-
<b>B. Kendhoo</b>					<b>4,483,653</b>	-	-	<b>2,397,750</b>	<b>2,397,750</b>
1215	Ministry of Youth, Sports & Community Empowerment		Devel. Turf ground and handball court - B. Kendhoo	on-going	1,919,432	-	-	-	-
1163	Ministry of Health		Health Centre Extension - B. Kendhoo	new	551,370	-	-	-	-
1240	Ministry of Islamic Affairs		Construction Of Mosque - B. Kendhoo	new	617,851	-	-	-	-
1062	MOE / Atoll School Construction		School Building (Upgrade & Multi Purp. Hall) - B. Kendhoo	tendering	1,200,000	-	-	-	-
1215	Ministry of Youth, Sports & Community Empowerment		Dev. Of Volley Court - B. Kendhoo	tendering	195,000	-	-	-	-
1224	Ministry of National Planning, Housing and Infrastructure		Coastal Protection - B. Kendhoo	pre-tendering	-	-	-	2,250,000	2,250,000
1229	Ministry of Environment, Climate Change and Technology		Upgr. Of Waste Management Centre - B. Kendhoo	pre-tendering	-	-	-	147,750	147,750
1224	Ministry of National Planning, Housing and Infrastructure		Outer Island Harbour, Water Supply & Sewerage - OFID Phase 3	on-going	-	-	-	-	-
1224	Ministry of National Planning, Housing and Infrastructure		Prov. Water Supply/Sani.&WasteMgmt-OFID-P2	on-going	-	-	-	-	-
1229	Ministry of Environment, Climate Change and Technology		Preparing Outer Island For Sustainable Energy Devel - POISED	on-going	-	-	-	-	-
1229	Ministry of Environment, Climate Change and Technology		Estab. Systems For Bio-Treatment Of Org. Waste in Zone 2	new	-	-	-	-	-
<b>B. Kilaadho</b>					<b>5,467,698</b>	-	-	-	-
1215	Ministry of Youth, Sports & Community Empowerment		Dev. Of Volley Court - B. Kilaadho	new	180,000	-	-	-	-
1062	MOE / Atoll School Construction		School Building (4 Class, Staff & Hall) - B. Kilaadho	pre-tendering	600,000	-	-	-	-
1224	Ministry of National Planning, Housing and Infrastructure		Estab. Water & Sewerage System - B. Kilaadho	pre-tendering	4,487,698	-	-	-	-
1224	Ministry of National Planning, Housing and Infrastructure		Outer Island Harbour, Water Supply & Sewerage - OFID Phase 3	on-going	-	-	-	-	-
1229	Ministry of Environment, Climate Change and Technology		Preparing Outer Island For Sustainable Energy Devel - POISED	on-going	-	-	-	-	-
<b>B. Dhorifanu</b>					<b>4,259,399</b>	-	-	<b>563,245</b>	<b>563,245</b>
1224	Ministry of National Planning, Housing and Infrastructure		Coastal Protection - B. Dhorifanu	on-going	-	-	-	563,245	563,245
1224	Ministry of National Planning, Housing and Infrastructure		Estab. Water & Sewerage System - B. Dhorifanu	pre-tendering	4,259,399	-	-	-	-
1224	Ministry of National Planning, Housing and Infrastructure		Outer Island Harbour, Water Supply & Sewerage - OFID Phase 3	on-going	-	-	-	-	-
1229	Ministry of Environment, Climate Change and Technology		Maldives Clean Environment Project	on-going	-	-	-	-	-
1229	Ministry of Environment, Climate Change and Technology		Preparing Outer Island For Sustainable Energy Devel - POISED	on-going	-	-	-	-	-

BA	Island	Office	Project Name	Status	Domestic	Loan	Grant	Trust Fund	Total
<b>B.Dharavandhoo</b>									
1215		Ministry of Youth, Sports & Community Empowerment	Devel. Of Football Ground - B.Dharavandhoo	on-going	6,795,031	-	-	1,139,868	1,139,868
1163		Ministry of Health	Construction of emergency medical service centre	retention	1,917,516	-	-	-	-
1215		Ministry of Youth, Sports & Community Empowerment	Devel. Of Childrens Park - B.Dharavandhoo	new	75,000	-	-	-	-
1215		Ministry of Youth, Sports & Community Empowerment	Dev. Of Volley Court - B.Dharavandhoo	new	180,000	-	-	-	-
1224		Ministry of National Planning, Housing and Infrastructure	Upgrading Harbour - B.Dharavandhoo	new	4,200,000	-	-	-	-
1224		Ministry of National Planning, Housing and Infrastructure	Coastal Protection - B.Dharavandhoo	new	-	-	-	1,139,868	1,139,868
1224		Ministry of National Planning, Housing and Infrastructure	Outer Island Harbour, Water Supply & Sewerage - OFID Phase 3	on-going	-	-	-	-	-
1229		Ministry of Environment, Climate Change and Technology	Estab. Water System (4 Islands) & Water Storage (25 Islands)	on-going	-	-	-	-	-
1229		Ministry of Environment, Climate Change and Technology	Preparing Outer Island For Sustainable Energy Devel - POISED	on-going	-	-	-	-	-
1027		Maldives Police Service	Establishing Of Police Stations	new	-	-	-	-	-
<b>Lh.Himavaru</b>									
1224		Ministry of National Planning, Housing and Infrastructure	Upgrading Harbour - Lh.Himavaru	on-going	11,609,668	-	-	54,776	54,776
1229		Ministry of Environment, Climate Change and Technology	Estab. Of Waste Management Centre - Lh.Himavaru	on-going	-	-	-	54,776	54,776
1215		Ministry of Youth, Sports & Community Empowerment	Upgr. of Football Ground - Lh.Himavaru	retention	389,488	-	-	-	-
1163		Ministry of Health	Hospital New Building - Lh.Himavaru	new	17,367,235	-	-	-	-
1163		Ministry of Health	Establishing Zone 2 Management Office With Warehouse	new	2,000,000	-	-	-	-
1215		Ministry of Youth, Sports & Community Empowerment	Estab. Lighting & Rostrum at Football Ground - Lh.Himavaru	new	1,020,000	-	-	-	-
1276		Local Government Authority	Construction Of New Council Office - Lh.Himavaru	new	880,118	-	-	-	-
1224		Ministry of National Planning, Housing and Infrastructure	Developing Roads - Lh.Himavaru	awarded	12,204,870	-	-	-	-
1215		Ministry of Youth, Sports & Community Empowerment	Dev. Of Volley Court - Lh. Himavaru	tendering	195,000	-	-	-	-
1229		Ministry of Environment, Climate Change and Technology	AREISE Project	on-going	-	-	-	-	-
1027		Maldives Police Service	Establishing Of Police Stations	new	-	-	-	-	-
1229		Ministry of Environment, Climate Change and Technology	Estab. Systems For Bio-Treatment Of Org. Waste in Zone 2	new	-	-	-	-	-
<b>Lh.Naifaru</b>									
1013		Maldives National Defense Force	Fire Station Vehicle Garage Extension - Naifaru	on-going	715,149	-	-	-	-
1027		Maldives Police Service	Const. of Police Accomodation Building - Lh.Naifaru	on-going	853,160	-	-	-	-
1224		Ministry of National Planning, Housing and Infrastructure	Const. of 100 Housing Units in Lh.Naifaru (Equity Comp)	on-going	3,055,786	-	-	-	-
1062		MOE / Aboli School Construction	Madh. Ifthithahu (10 Class, Staff, AV Room) - Lh.Naifaru	retention	713,369	-	-	-	-
1276		Local Government Authority	Const of Council Building - Lh. Naifaru	retention	293,373	-	-	-	-
1215		Ministry of Youth, Sports & Community Empowerment	Estab. Lighting at Football Ground - S.Maradhoo	new	682,418	-	-	-	-

BA	Island	Office	Project Name	Status	Domestic	Loan	Grant	Trust Fund	Total
1224		Ministry of National Planning, Housing and Infrastructure	Devel. Of Ferry Terminal - Lh. Naifaru	new	630,000	-	-	-	-
1224		Ministry of National Planning, Housing and Infrastructure	Developing Roads - Lh. Naifaru	pre-tendering	300,000	-	-	-	-
1224		Ministry of National Planning, Housing and Infrastructure	Prov. Water Supply/Sani.&WasteMgmt-OFD-P2	on-going	-	-	-	-	-
1229		Ministry of Environment, Climate Change and Technology	AREISE Project	on-going	-	-	-	-	-
1224		Ministry of National Planning, Housing and Infrastructure	Sanitation in 5 islands	on-going	-	-	-	-	-
1229		Ministry of Environment, Climate Change and Technology	Estab. Systems For Bio-Treatment Of Org. Waste in Zone 2	new	-	-	-	-	-
1224		Ministry of National Planning, Housing and Infrastructure	Maldives Urban Dev. & Resilience Project	on-going	-	-	-	-	-
<b>Lh. Kurendhoo</b>					<b>5,665,933</b>	-	-	<b>1,126,490</b>	<b>1,126,490</b>
1215		Ministry of Youth, Sports & Community Empowerment	Upgr. of Football Ground - Lh. Kurendhoo	on-going	501,859	-	-	-	-
1224		Ministry of National Planning, Housing and Infrastructure	Coastal Protection - Lh. Kurendhoo	on-going	-	-	-	1,126,490	1,126,490
1276		Local Government Authority	Construction of Fish Market - Lh. Kurendhoo	on-going	434,485	-	-	-	-
1215		Ministry of Youth, Sports & Community Empowerment	Dev. Of Volley Court - Lh. Kurendhoo	new	180,000	-	-	-	-
1224		Ministry of National Planning, Housing and Infrastructure	Devel. Of Breakwater - Lh. Kurendhoo	new	2,625,756	-	-	-	-
1062		MOE / Atoll School Construction	Multi Purpose Hall - Lh. Kurendhoo	tendering	900,000	-	-	-	-
1240		Ministry of Islamic Affairs	Construction Of Mosque - Lh. Kurendhoo	tendering	1,023,833	-	-	-	-
1224		Ministry of National Planning, Housing and Infrastructure	Provision of Water Supply & Sewerage Project	on-going	-	-	-	-	-
1229		Ministry of Environment, Climate Change and Technology	Maldives Clean Environment Project	on-going	-	-	-	-	-
1229		Ministry of Environment, Climate Change and Technology	Preparing Outer Island For Sustainable Energy Devel - POISED	on-going	-	-	-	-	-
1027		Maldives Police Service	Establishing Of Police Stations	new	-	-	-	-	-
1229		Ministry of Environment, Climate Change and Technology	Estab. Systems For Bio-Treatment Of Org. Waste in Zone 2	new	-	-	-	-	-
<b>Lh. Oluvelifushi</b>					<b>11,551,012</b>	-	-	<b>699,609</b>	<b>699,609</b>
1224		Ministry of National Planning, Housing and Infrastructure	Water and Sewerage System - Oluvelifushi	on-going	10,745,272	-	-	-	-
1224		Ministry of National Planning, Housing and Infrastructure	Coastal Protection - Lh. Oluvelifushi	on-going	-	-	-	699,609	699,609
1215		Ministry of Youth, Sports & Community Empowerment	Devel. Of Football Ground - Lh. Oluvelifushi	retention	231,392	-	-	-	-
1163		Ministry of Health	Health Centre Extension - Lh. Oluvelifushi	new	299,348	-	-	-	-
1215		Ministry of Youth, Sports & Community Empowerment	Repairing Futsal Ground Boundary Wall & Fence - Lh. Oluvelifushi	new	75,000	-	-	-	-
1062		MOE / Atoll School Construction	School 8 Classroom & 2 Storey Building - Lh. Oluvelifushi	pre-tendering	200,000	-	-	-	-
1224		Ministry of National Planning, Housing and Infrastructure	Micro grid desalination Plant	on-going	-	-	-	-	-
1229		Ministry of Environment, Climate Change and Technology	Preparing Outer Island For Sustainable Energy Devel - POISED	on-going	-	-	-	-	-
1163		Ministry of Health	Construction Of Portico And Garage For Health Centres	new	-	-	-	-	-

BA	Island	Office	Project Name	Status	Domestic	Loan	Grant	Trust Fund	Total
<b>K.Kaashidhoo</b>									
1215		Ministry of Youth, Sports & Community Empowerment	Estab. Of Football Ground - K.Kaashidhoo	on-going	1,901,222	-	-	1,887,153	1,887,153
1224		Ministry of National Planning, Housing and Infrastructure	K. Kaashidhoo Sewerage Sytem	on-going	-	-	-	1,887,153	1,887,153
1062		MOE / Atoll School Construction	Construction of New School -K.Kaashidhoo	retention	1,754,391	-	-	-	-
1224		Ministry of National Planning, Housing and Infrastructure	Developing Entrance Channel - K.Kaashidhoo	retention	800,000	-	-	-	-
1163		Ministry of Health	Upgrading Health Centre - K.Kaashidhoo	new	1,152,884	-	-	-	-
1215		Ministry of Youth, Sports & Community Empowerment	Repairing Fusal Ground Boundary Wall & Fence - K.Kaashidhoo	new	75,000	-	-	-	-
1224		Ministry of National Planning, Housing and Infrastructure	Developing Quay Wall - K.Kaashidhoo	pre-tendering	1,500,000	-	-	-	-
1013		Maldives National Defense Force	Radar System Projects	on-going	-	-	-	-	-
1224		Ministry of National Planning, Housing and Infrastructure	Provision of Water Supply & Sewerage Project	on-going	-	-	-	-	-
1224		Ministry of National Planning, Housing and Infrastructure	Micro grid desalination Plant	on-going	-	-	-	-	-
1229		Ministry of Environment, Climate Change and Tehcnology	Preparing Outer Island For Sustainable Energy Devel - POISED	on-going	-	-	-	-	-
1027		Maldives Police Service	Establishing Of Police Stations	new	-	-	-	-	-
<b>K.Gaafaru</b>									
1163		Ministry of Health	Health Centre New Building - K.Gaafaru	pre-tendering	5,955,135	-	-	-	-
1224		Ministry of National Planning, Housing and Infrastructure	Provision of Water Supply & Sewerage Project	on-going	-	-	-	-	-
1224		Ministry of National Planning, Housing and Infrastructure	Prox Water Supply / Sanit. & Waste Mgmt - OFID-PP2	on-going	-	-	-	-	-
1229		Ministry of Environment, Climate Change and Tehcnology	Preparing Outer Island For Sustainable Energy Devel - POISED	on-going	-	-	-	-	-
1233		Ministry of Fisheries, Marine Resources and Agriculture	Establishing Ice Plant	on-going	-	-	-	-	-
1224		Ministry of National Planning, Housing and Infrastructure	Repairing Harbour - K.Gaafaru	new	1,000,000	-	-	-	-
<b>K.Dhiffushi</b>									
1215		Ministry of Youth, Sports & Community Empowerment	Devel. Of Outdoor Gym - K. Dhiffushi	on-going	3,500	-	-	-	-
1215		Ministry of Youth, Sports & Community Empowerment	Devel. Of Football Ground - K.Dhiffushi	on-going	1,906,643	-	-	-	-
1058		Ministry of Education	Const. of Science lab & Sen Classroom - K.Dhiffushi	new	450,000	-	-	-	-
1276		Local Government Authority	Construction Of Council Office - K.Dhiffushi	new	363,750	-	-	-	-
1224		Ministry of National Planning, Housing and Infrastructure	Land Reclamation & Coastal Protection - K.Dhiffushi	pre-tendering	6,383,490	-	-	-	-
1229		Ministry of Environment, Climate Change and Tehcnology	Preparing Outer Island For Sustainable Energy Devel - POISED	on-going	-	-	-	-	-
<b>K.Thulusdhoo</b>									
1215		Ministry of Youth, Sports & Community Empowerment	Estab. Of Outdoor Gym - K. Thulusdhoo	on-going	3,447	-	-	2,478,231	2,478,231
1058		Ministry of Education	Const. of School Science Lab - K. Thulusdhoo	new	450,000	-	-	-	-
1163		Ministry of Health	Hospital New Building - K. Thulusdhoo	new	-	6,592,584	-	-	-

BA	Island	Office	Project Name	Status	Domestic	Loan	Grant	Trust Fund	Total
1215	Ministry of Youth, Sports & Community Empowerment		Dev. Of Volley Court - K. Thulusdhoo	tendering	195,000	-	-	-	-
1129	Ministry of Higher Education		Devel. Of Polytechnic Building - K. Thulusdhoo	pre-tendering	200,000	-	-	-	-
1224	Ministry of National Planning, Housing and Infrastructure		Estab. Water System - K. Thulusdhoo	pre-tendering	9,012,401	-	-	-	-
1224	Ministry of National Planning, Housing and Infrastructure		Coastal Protection - K. Thulusdhoo	pre-tendering	-	-	-	2,478,231	2,478,231
1229	Ministry of Environment, Climate Change and Technology		Preparing Outer Island For Sustainable Energy Devel - POISED	on-going	-	-	-	-	-
1224	Ministry of National Planning, Housing and Infrastructure		Sanitation in 5 Islands	on-going	-	-	-	-	-
1027	Maldives Police Service		Establishing Of Police Stations	new	-	-	-	-	-
K. Huraa					5389,451	-	-	-	-
1062	MOE / Atoll School Construction		Const. of 6 classroom (2 story) -K. Huraa	on-going	945,545	-	-	-	-
1224	Ministry of National Planning, Housing and Infrastructure		K. Huraa Land Reclamation&revetment (Ph2)	retention	1,312,940	-	-	-	-
1276	Local Government Authority		Const. of Council Office - K. Huraa	retention	270,966	-	-	-	-
1215	Ministry of Youth, Sports & Community Empowerment		Devel. Of Camp Site - K. Huraa	awarded	1,800,000	-	-	-	-
1224	Ministry of National Planning, Housing and Infrastructure		Harbor Upgrading - K. Huraa	awarded	200,000	-	-	-	-
1264	Department of Judicial Administration		Construction Of Magistrate Court - K. Hura	tendering	360,000	-	-	-	-
K. Himmafushi					10071,699	-	-	8,227,245	8,227,245
1025	Maldives Correctional Service		Asseyri Jail Rehabilitation Infrastructure & Boundary Wall	on-going	1,442,772	-	-	-	-
1192	National Drug Agency		Estab. Of Drug Offenders Remand Centre - K. Himmafushi	on-going	1,254,647	-	-	-	-
1224	Ministry of National Planning, Housing and Infrastructure		Harbor Project (Phase II) - K. Himmafushi	on-going	5,796,470	-	-	-	-
1224	Ministry of National Planning, Housing and Infrastructure		Water Supply System - K. Himmafushi	on-going	-	-	-	8,027,245	8,027,245
1025	Maldives Correctional Service		Estab. Of Asseyri Jail Medical Centre - K. Himmafushi	new	675,000	-	-	-	-
1025	Maldives Correctional Service		Uppr. Asseyri Jail Juvenile Facility phase 2 - K. Himmafushi	new	300,000	-	-	-	-
1025	Maldives Correctional Service		Estab. Of Asseyri Jail Gatehouse - K. Himmafushi	new	402,720	-	-	-	-
1062	MOE / Atoll School Construction		Classroom and School Multi Purpose Hall - K. Himmafushi 4	pre-tendering	200,000	-	-	-	-
1224	Ministry of National Planning, Housing and Infrastructure		Coastal Protection - K. Himmafushi	pre-tendering	-	-	-	200,000	200,000
1229	Ministry of Environment, Climate Change and Tehcnology		Preparing Outer Island For Sustainable Energy Devel - POISED	on-going	-	-	-	-	-
1224	Ministry of National Planning, Housing and Infrastructure		Sanitation in 5 Islands	on-going	-	-	-	-	-
K. Gulhi					3794,470	-	-	1,755,548	1,755,548
1224	Ministry of National Planning, Housing and Infrastructure		Land Reclamation - K. Gulhi	on-going	2,788,104	-	-	-	-
1224	Ministry of National Planning, Housing and Infrastructure		Water and Sewerage Network - K. Gulhi	on-going	-	-	-	1,755,548	1,755,548
1215	Ministry of Youth, Sports & Community Empowerment		Developing Sub base - K. Gulhi	retention	46,816	-	-	-	-
1215	Ministry of Youth, Sports & Community Empowerment		Turfing Football Ground - K. Gulhi	retention	134,550	-	-	-	-



BA	Island	Office	Project Name	Status	Domestic	Loan	Grant	Trust Fund	Total
1062		MOE / Atoll School Construction	School Building (6 Class & Hall) - K.Gulhi	pre-tendering	825,000	-	-	-	-
1229		Ministry of Environment, Climate Change and Technology	Preparing Outer Island For Sustainable Energy Devel - POSED	on-going	-	-	-	-	-
1163		Ministry of Health	Construction Of Portico And Garage For Health Centres	new	-	-	-	-	-
<b>K.Maafushi</b>					<b>13,144,100</b>	-	-	-	-
1025		Maldives Correctional Service	Upgrading Unit 9 - Maafushi Jail	on-going	780,669	-	-	-	-
1016		Ministry of Home Affairs	Establishment of high security wing - Maafushi Jail	retention	1,399,999	-	-	-	-
1025		Maldives Correctional Service	Finishing of Rehab Workshop Building - K.Maafushi	retention	17,500	-	-	-	-
1025		Maldives Correctional Service	Estab. Of Perimeter Security Wall - Maafushi Jail	retention	95,130	-	-	-	-
1215		Ministry of Youth, Sports & Community Empowerment	Devel. Of Football Ground - K.Maafushi	retention	129,934	-	-	-	-
1224		Ministry of National Planning, Housing and Infrastructure	Land Reclamation - K.Maafushi	retention	6,448,368	-	-	-	-
1025		Maldives Correctional Service	Stand. Infrastructure of Maafushi Prison Cells - K.Maafushi	new	285,000	-	-	-	-
1224		Ministry of National Planning, Housing and Infrastructure	Upgrading Harbour - K.Maafushi	new	3,787,500	-	-	-	-
1062		MOE / Atoll School Construction	School Building - K.Maafushi	pre-tendering	200,000	-	-	-	-
1229		Ministry of Environment, Climate Change and Technology	Preparing Outer Island For Sustainable Energy Devel - POSED	on-going	-	-	-	-	-
1027		Maldives Police Service	Establishing Of Police Stations	new	-	-	-	-	-
<b>K.Guraidhoo</b>					<b>10,731,924</b>	-	-	-	-
1215		Ministry of Youth, Sports & Community Empowerment	Developing Sub base - K.Guraidhoo	retention	78,842	-	-	-	-
1215		Ministry of Youth, Sports & Community Empowerment	Turfing Football Ground - K.Guraidhoo	retention	129,934	-	-	-	-
1224		Ministry of National Planning, Housing and Infrastructure	Land Reclamation - K.Guraidhoo	retention	4,924,498	-	-	-	-
1510		Ministry Of Gender, Family and Social Services	Estab. Special Need Centre - K.Guraidhoo	new	1,200,000	-	-	-	-
1062		MOE / Atoll School Construction	School Building (8 Class Room) - K.Guraidhoo	pre-tendering	200,000	-	-	-	-
1163		Ministry of Health	Health Centre New Building - K.Guraidhoo	pre-tendering	3,057,084	-	-	-	-
1224		Ministry of National Planning, Housing and Infrastructure	Upgrading Sewerage System - K.Guraidhoo	pre-tendering	1,141,566	-	-	-	-
1229		Ministry of Environment, Climate Change and Technology	Preparing Outer Island For Sustainable Energy Devel - POSED	on-going	-	-	-	-	-
<b>Villimalé</b>					<b>1,792,901</b>	-	-	-	-
1276		Local Government Authority	Construction of Fish Market - Villimalé	on-going	499,071	-	-	-	-
1215		Ministry of Youth, Sports & Community Empowerment	Devel. Of Football Ground - Villimalé	retention	28,830	-	-	-	-
1215		Ministry of Youth, Sports & Community Empowerment	Estab. Of Futsal Ground - Villimalé	new	195,000	-	-	-	-
1062		MOE / Atoll School Construction	Muhyiddin School Multi Purpose Hall - Villimalé	pre-tendering	900,000	-	-	-	-

BA	Island	Office	Project Name	Status	Domestic	Loan	Grant	Trust Fund	Total
1215	Ministry of Youth, Sports & Community Empowerment		Devel. Of Childrens Park - Villmale	pre-tendering	170,000	-	-	-	-
1013	Maldives National Defense Force		Radar System Projects	ongoing	-	-	-	-	-
1027	Maldives Police Service		Establishing Of Police Stations	new	-	-	-	-	-
Hulhumale					90,010,395	120,290,071	-	-	-
1063	MOE / Male' School Construction		*Const. of a New School in Hulhumale	ongoing	9,877,767	-	-	-	-
1188	Hulhumale Hospital		Finishing of 6 Storey Building	ongoing	1,951,673	-	-	-	-
1188	Hulhumale Hospital		Ophthalmic & General Operation Theatre	ongoing	1,115,242	-	-	-	-
1224	Ministry of National Planning, Housing and Infrastructure		Contruction of MNPI Office Building	ongoing	10,860,963	-	-	-	-
1272	Ministry of Finance		Hulhumale Island Development Project	ongoing	-	81,890,109	-	-	-
1215	Ministry of Youth, Sports & Community Empowerment		Estab. Of Badminton Court Complex - Hulhumale	new	-	2,004,358	-	-	-
1224	Ministry of National Planning, Housing and Infrastructure		Finishing of POLCO Housing Flats	tendering	18,952,500	-	-	-	-
1129	Ministry of Higher Education		Estab. Of State of Art TIVET Institution - Male	pre-tendering	300,000	-	-	-	-
1192	National Drug Agency		Estab. Of NDA Wellness Centre	pre-tendering	7,398,750	-	-	-	-
1202	Ministry of Economic Development		Estab. Of Expat Accomodation Facility - Hulhumale	pre-tendering	3,000,000	-	-	-	-
1215	Ministry of Youth, Sports & Community Empowerment		Estab. Of Football Training School - Hulhumale	pre-tendering	1,500,000	-	-	-	-
1224	Ministry of National Planning, Housing and Infrastructure		Build. Of Cricket Stadium - Hulhumale	pre-tendering	-	36,395,604	-	-	-
1243	Auditor General's Office		Const. Of Auditor Generals Office	pre-tendering	30,000,000	-	-	-	-
1510	Ministry Of Gender, Family and Social Services		Estab. Of Rehabilitation Centre for People with Special Need	pre-tendering	4,000,000	-	-	-	-
1510	Ministry Of Gender, Family and Social Services		Estab.Amaan Hyia - Hulhumale	pre-tendering	1,553,500	-	-	-	-
1224	Ministry of National Planning, Housing and Infrastructure		Development of 1 500 Housing Units - PH2	ongoing	-	-	-	-	-
1229	Ministry of Environment, Climate Change and Teknology		AREISE Project	ongoing	-	-	-	-	-
1027	Maldives Police Service		Establishing Of Police Stations	new	-	-	-	-	-
1224	Ministry of National Planning, Housing and Infrastructure		Maldives Ubund Dev. & Resilience Project	ongoing	-	-	-	-	-
Male' City					107,914,690	611,668,176	95,197,241	3,734,280	3,734,280
1058	Ministry of Education		Const. of New School 1 - Hulhumale	new	5,516,667	-	-	-	-
1058	Ministry of Education		Const. of New School 2 - Hulhumale	new	5,516,667	-	-	-	-
1058	Ministry of Education		Const. of New School 3 - Hulhumale	new	5,516,667	-	-	-	-
1058	Ministry of Education		Const. of New School 4 - Hulhumale	new	3,000,000	-	-	-	-
1058	Ministry of Education		Const. of CHSE B Block - Hulhumale	new	5,043,750	-	-	-	-
1163	Ministry of Health		Construction of E.M.S Cal Centre - Hulhumale	new	3,628,530	-	-	-	-
1229	Ministry of Environment, Climate Change and Teknology		Estab. Air Quality Checking System	tendering	-	-	-	490,080	490,080

BA	Island	Office	Project Name	Status	Domestic	Loan	Grant	Trust Fund	Total
1016	Ministry of Home Affairs		Reloc. of Male Jail & Upgr. of Hulhumale Jail	pre-tendering	1,500,000	-	-	-	-
1224	Ministry of National Planning, Housing and Infrastructure		Build. Of Cricket Stadium - Hulhumale	pre-tendering	8,167,080	-	-	-	-
1224	Ministry of National Planning, Housing and Infrastructure		Greater Male Connectivity Project (Male - Thilafushi Bridge)	ongoing	-	543,284,735	-	-	-
1166	Indira Gandhi Memorial Hospital		Upgrading Blood Bank	new	293,705	-	-	-	-
1166	Indira Gandhi Memorial Hospital		Estab. Of Oncology Ward at IGMH	new	606,180	-	-	-	-
1166	Indira Gandhi Memorial Hospital		Estab. Of Transplant Ward at IGMH	new	419,640	-	-	-	-
1166	Indira Gandhi Memorial Hospital		Estab. Of Pulmonology Ward at IGMH	new	1,239,480	-	-	-	-
1166	Indira Gandhi Memorial Hospital		Relocation Of IGMH Phlebectomy To Ground Floor	new	300,135	-	-	-	-
1215	Ministry of Youth, Sports & Community Empowerment		Dev. Of National Volley Court - Male City	new	-	682,418	-	-	-
1215	Ministry of Youth, Sports & Community Empowerment		Estab. Of Youth Innovation Lab- Male City	new	1,815,000	-	-	-	-
1215	Ministry of Youth, Sports & Community Empowerment		Upgrading of Male' Kulhivaru Ekuveni	new	1,725,000	-	-	-	-
1215	Ministry of Youth, Sports & Community Empowerment		Development of National Stadium	new	-	45,494,505	-	-	-
1224	Ministry of National Planning, Housing and Infrastructure		Integrated National Public Ferry Network (Phase 2 & 3)	new	536,286	-	-	-	-
1229	Ministry of Environment, Climate Change and Technology		Estab. Of Waste Transfer Stations of Zone 4 & 5	new	-	-	-	1,237,500	1,237,500
1027	Maldives Police Service		Establishing Of Police Stations	new	-	-	-	-	-
1229	Ministry of Environment, Climate Change and Technology		Small Scale Waste to Energy Project - Phase 2	new	-	-	-	-	-
1013	Maldives National Defense Force		Construction Of Ministry of Defense New Building	ongoing	-	-	14,279,586	-	-
1027	Maldives Police Service		FCPD building Finishing Works	ongoing	836,432	-	-	-	-
1063	MOE / Male' School Construction		Construction of Charunavantha School	ongoing	4,260,902	-	-	-	-
1063	MOE / Male' School Construction		CHSE 8 Storey Classroom Block	ongoing	4,070,997	-	-	-	-
1130	Maldives National University		Establishment of Medical School	ongoing	-	-	4,759,862	-	-
1211	National Centre for the Arts		Development of Olympos Hall	ongoing	562,230	-	-	-	-
1215	Ministry of Youth, Sports & Community Empowerment		Dev. Of National Netball Centre	ongoing	-	18,197,802	-	-	-
1215	Ministry of Youth, Sports & Community Empowerment		Development Of Youth Centre - K. Male	ongoing	306,750	-	-	-	-
1224	Ministry of National Planning, Housing and Infrastructure		Upgrading Roads - Male	ongoing	8,585,640	-	-	-	-
1224	Ministry of National Planning, Housing and Infrastructure		Greater Male Connectivity Project (Male - Thilafushi Bridge)	ongoing	13,940,524	-	76,157,793	-	-
1224	Ministry of National Planning, Housing and Infrastructure		Storm Water Development and Maintenance (Male') Phase 4	ongoing	334,573	-	-	-	-
1530	Ministry of Transport & Civil Aviation		Estab. Of Mini Bus Service - Male City	ongoing	1,672,863	-	-	-	-
1027	Maldives Police Service		Construction of 10 Storey Building - Fourwind	retention	1,500,000	-	-	-	-
1166	Indira Gandhi Memorial Hospital		Upgrading IGMH Backhouse	retention	135,645	-	-	-	-
1166	Indira Gandhi Memorial Hospital		Upgrading IGMH Laundry	retention	79,771	-	-	-	-

BA	Island	Office	Project Name	Status	Domestic	Loan	Grant	Trust Fund	Total
1166		Indira Gandhi Memorial Hospital	IGMH CBG Consultation / RHC	retention	146,374	-	-	-	-
1166		Indira Gandhi Memorial Hospital	Upgrading IGMH CSSD	retention	138,558	-	-	-	-
1166		Indira Gandhi Memorial Hospital	Estab. Mental Health Ward	retention	74,368	-	-	-	-
1215		Ministry of Youth, Sports & Community Empowerment	Estab. Of Synthetic Track - KMale	retention	417,056	-	-	-	-
1224		Ministry of National Planning, Housing and Infrastructure	Construction of King Salmaan Mosque	retention	846,758	-	-	-	-
1224		Ministry of National Planning, Housing and Infrastructure	Renovating Min. Of Foreign Affairs	retention	36,000	-	-	-	-
1242		People's Majlis	Peoples Majlis New Building	retention	109,462	-	-	-	-
1215		Ministry of Youth, Sports & Community Empowerment	Dev. Of National Basketball Centre	new	-	2,004,358	-	-	-
1215		Ministry of Youth, Sports & Community Empowerment	Dev. Of National Table Tennis Centre	new	-	2,004,358	-	-	-
1224		Ministry of National Planning, Housing and Infrastructure	Building 2 Parkings Buildings	new	3,000,000	-	-	-	-
1276		Local Government Authority	Construction Of Council Office - Male City	new	1,500,000	-	-	-	-
1229		Ministry of Environment, Climate Change and Technology	Estab. Ambient Air Quality Monitoring Station - Male	tendering	-	-	-	1,481,700	1,481,700
1264		Department of Judicial Administration	Construction Of Nyaaqeehi (10 Storey Building)	tendering	5,000,000	-	-	-	-
1012		Ministry of Defence	Estab. Of Joint Inter Agency Operation Centre	pre-tendering	200,000	-	-	-	-
1013		Maldives National Defense Force	Devel. Of Joint Inter Agency Operation Centre	pre-tendering	1,000,000	-	-	-	-
1163		Ministry of Health	Upgrading MBS Building	pre-tendering	200,000	-	-	-	-
1215		Ministry of Youth, Sports & Community Empowerment	Development of Heneyyu football ground	pre-tendering	375,000	-	-	-	-
1215		Ministry of Youth, Sports & Community Empowerment	Estab. Of Indoor Volley Court - Male City	pre-tendering	2,250,000	-	-	-	-
1215		Ministry of Youth, Sports & Community Empowerment	Estab. Of Futsal Ground - Male Galohu	pre-tendering	150,000	-	-	-	-
1215		Ministry of Youth, Sports & Community Empowerment	Upgrading Of Social Centres - Greater Male Region	pre-tendering	1,800,000	-	-	-	-
1224		Ministry of National Planning, Housing and Infrastructure	Repairing Male' Hyaa - Male' City	pre-tendering	750,000	-	-	-	-
1224		Ministry of National Planning, Housing and Infrastructure	Repairing Sinamale Flats - Male' City	pre-tendering	600,000	-	-	-	-
1240		Ministry of Islamic Affairs	Devel. Of Zikura Mosque - Male City	pre-tendering	-	-	-	525,000	525,000
1264		Department of Judicial Administration	Estab. Of Supreme Court New Building	pre-tendering	1,500,000	-	-	-	-
1272		Ministry of Finance	Digital Terrestrial network development project	pre-tendering	5,600,000	-	-	-	-
1510		Ministry Of Gender, Family and Social Services	Estab. Day Care Centre - Male	pre-tendering	1,110,000	-	-	-	-
1229		Ministry of Environment, Climate Change and Technology	ARESE Project	on-going	-	-	-	-	-
1233		Ministry of Fisheries, Marine Resources and Agriculture	Fisheries Sector Development Project	on-going	-	-	-	-	-
1233		Ministry of Fisheries, Marine Resources and Agriculture	Estab. Of Quarantine Facility at Commercial Ports	new	-	-	-	-	-
1224		Ministry of National Planning, Housing and Infrastructure	Maldives Urban Dev. & Resilience Project	on-going	-	-	-	-	-

BA	Island	Office	Project Name	Status	Domestic	Loan	Grant	Trust Fund	Total
<b>AA.Bodufuadhoo</b>									
1215		Ministry of Youth, Sports & Community Empowerment	Estab. Football Ground - AA.Bodufuadhoo	on-going	8,571,449	-	-	-	-
1224		Ministry of National Planning, Housing and Infrastructure	Land Reclamation - AA.Bodufuadhoo	on-going	776,585	-	-	-	-
1224		Ministry of National Planning, Housing and Infrastructure	Estab. Water & Sewerage System - AA.Bodufuadhoo	on-going	2,198,934	-	-	-	-
1240		Ministry of Islamic Affairs	Const. of Mosque - AA.Bodufuadhoo	retention	3,734,116	-	-	-	-
1058		Ministry of Education	School 06 Class Room & Multi Purpose Hall - AA.Bodufuadhoo	new	198,914	-	-	-	-
1215		Ministry of Youth, Sports & Community Empowerment	Estab. Of Outdoor Gym - AA.Bodufuadhoo	new	1,462,500	-	-	-	-
1215		Ministry of Youth, Sports & Community Empowerment	Devel. Of Childrens Park - AA.Bodufuadhoo	new	125,000	-	-	-	-
1229		Ministry of Environment, Climate Change and Technology	Estab. Water System (4 Islands) & Water Storage (25 Islands)	on-going	75,000	-	-	-	-
1229		Ministry of Environment, Climate Change and Technology	Preparing Outer Island For Sustainable Energy Devel - POISED	on-going	-	-	-	-	-
<b>AA.Mathiveri</b>					<b>6,296,282</b>	-	-	<b>8,179,683</b>	<b>8,179,683</b>
1224		Ministry of National Planning, Housing and Infrastructure	Water Supply System - AA.Mathiveri	on-going	-	-	-	5,277,316	5,277,316
1224		Ministry of National Planning, Housing and Infrastructure	AA. Mathiveri Sewerage System	on-going	-	-	-	2,118,617	2,118,617
1163		Ministry of Health	Health Centre Extension - AA.Mathiveri	new	551,370	-	-	-	-
1224		Ministry of National Planning, Housing and Infrastructure	Upgrading Harbour - AA.Mathiveri	new	1,500,000	-	-	-	-
1224		Ministry of National Planning, Housing and Infrastructure	Land Reclamation - AA.Mathiveri	new	1,994,912	-	-	-	-
1062		MOE / Atoll School Construction	School 3 Storey Building (12 Class & Hall) - AA.Mathiveri	pre-tendering	2,250,000	-	-	-	-
1224		Ministry of National Planning, Housing and Infrastructure	Coastal Protection - AA.Mathiveri	pre-tendering	-	-	-	783,750	783,750
1229		Ministry of Environment, Climate Change and Technology	Estab. Water System (4 Islands) & Water Storage (25 Islands)	on-going	-	-	-	-	-
1229		Ministry of Environment, Climate Change and Technology	Preparing Outer Island For Sustainable Energy Devel - POISED	on-going	-	-	-	-	-
1163		Ministry of Health	Construction Of Portico And Garage For Health Centres	new	-	-	-	-	-
<b>AA.Feridhoo</b>					<b>4,724,017</b>	-	-	<b>1,137,472</b>	<b>1,137,472</b>
1224		Ministry of National Planning, Housing and Infrastructure	Water and Sewerage System - AA.Feridhoo	on-going	-	-	-	1,137,472	1,137,472
1163		Ministry of Health	Health Centre Extension - AA.Feridhoo	retention	281,386	-	-	-	-
1215		Ministry of Youth, Sports & Community Empowerment	Estab. Football Ground - AA.Feridhoo	new	1,050,000	-	-	-	-
1224		Ministry of National Planning, Housing and Infrastructure	Upgrading Harbour - Asa Feridhoo	new	3,002,631	-	-	-	-
1276		Local Government Authority	Estab. Of Council Office Building - AA.Feridhoo	new	390,000	-	-	-	-
1229		Ministry of Environment, Climate Change and Technology	Preparing Outer Island For Sustainable Energy Devel - POISED	on-going	-	-	-	-	-
<b>AA.Maalihoos</b>					<b>11,939,668</b>	-	-	-	-
1062		MOE / Atoll School Construction	School Building (4 Class & Multi Purp. Hall) - AA.Maalihoos	on-going	2,168,984	-	-	-	-
1224		Ministry of National Planning, Housing and Infrastructure	Upgrading Harbour - AA.Maalihoos	on-going	8,364,314	-	-	-	-

BA	Island	Office	Project Name	Status	Domestic	Loan	Grant	Trust Fund	Total
1163		Ministry of Health	Extension of Health Centre - AA, Maalhos	new	551,270	-	-	-	-
1215		Ministry of Youth, Sports & Community Empowerment	Devel. Of Futsal Ground with Futsal Grass - AA, Maalhos	new	525,000	-	-	-	-
1215		Ministry of Youth, Sports & Community Empowerment	Devel. Of Youth Centre - AA, Maalhos	new	330,000	-	-	-	-
1224		Ministry of National Planning, Housing and Infrastructure	Provision of Water Supply & Sewerage Project	on-going	-	-	-	-	-
1229		Ministry of Environment, Climate Change and Technology	Preparing Outer Island For Sustainable Energy Devel - POISED	on-going	-	-	-	-	-
AA, Himandhoo					4,254,826	-	-	8,960,957	8,960,957
1215		Ministry of Youth, Sports & Community Empowerment	Estab. Of Football Ground - AA, Himandhoo	on-going	683,086	-	-	-	-
1224		Ministry of National Planning, Housing and Infrastructure	Water and Sewerage Network - AA, Himandhoo	on-going	-	-	-	8,960,957	8,960,957
1215		Ministry of Youth, Sports & Community Empowerment	Estab. Of Indoor Volley Court - Aa, Himandhoo	new	108,000	-	-	-	-
1215		Ministry of Youth, Sports & Community Empowerment	Repairing Futsal Ground Boundary Wall & Fence - AA, Himandhoo	new	75,000	-	-	-	-
1062		MCE / Atoll School Construction	School 12 Class Room & Multi Purpose Hall - AA, Himandhoo	tendering	2,250,000	-	-	-	-
1240		Ministry of Islamic Affairs	Construction Of Mosque - AA, Himandhoo	tendering	938,740	-	-	-	-
1215		Ministry of Youth, Sports & Community Empowerment	Devel. Of Youth Centre - AA, Himandhoo	pre-tendering	200,000	-	-	-	-
1229		Ministry of Environment, Climate Change and Technology	Estab. Water System (4 Islands) & Water Storage (25 Islands)	on-going	-	-	-	-	-
1229		Ministry of Environment, Climate Change and Technology	Preparing Outer Island For Sustainable Energy Devel - POISED	on-going	-	-	-	-	-
1027		Maldives Police Service	Establishing Of Police Stations	new	-	-	-	-	-
AA, Thoddoo					19,285,444	-	-	-	-
1215		Ministry of Youth, Sports & Community Empowerment	Devel. Of Football Ground - AA, Thoddoo	on-going	1,914,571	-	-	-	-
1224		Ministry of National Planning, Housing and Infrastructure	Reconstruction of Harbour - AA, Thoddoo	on-going	8,224,659	-	-	-	-
1062		MCE / Atoll School Construction	MP Hall & 12 classroom - AA, Thoddoo	retention	823,296	-	-	-	-
1215		Ministry of Youth, Sports & Community Empowerment	Devel. Of Badminton Court - Aa, Thoddoo	new	1,000,000	-	-	-	-
1215		Ministry of Youth, Sports & Community Empowerment	Estab. Lighting at Football Ground - AA, Thoddoo	new	345,000	-	-	-	-
1224		Ministry of National Planning, Housing and Infrastructure	Coastal Protection - AA, Thoddoo	new	783,750	-	-	-	-
1163		Ministry of Health	Health Centre New Building - AA, Thoddoo	pre-tendering	6,114,168	-	-	-	-
1224		Ministry of National Planning, Housing and Infrastructure	Provision of Water Supply & Sewerage Project	on-going	-	-	-	-	-
1229		Ministry of Environment, Climate Change and Technology	Preparing Outer Island For Sustainable Energy Devel - POISED	on-going	-	-	-	-	-
1027		Maldives Police Service	Establishing Of Police Stations	new	-	-	-	-	-
AA, Rasdhoo					5,032,402	10,680,722	-	821,748	821,748
1224		Ministry of National Planning, Housing and Infrastructure	Upgrading Sewerage System - AA, Rasdhoo	on-going	198,291	-	-	-	-
1224		Ministry of National Planning, Housing and Infrastructure	Coastal Protection - AA, Rasdhoo	on-going	-	-	-	821,748	821,748
1215		Ministry of Youth, Sports & Community Empowerment	Estab. Of Futsal Ground - AA, Rasdhoo	retention	259,111	-	-	-	-

BA	Island	Office	Project Name	Status	Domestic	Loan	Grant	Trust Fund	Total
1163		Ministry of Health	Hospital New Building - AA.Rasdhoo	new	-	10,680,722	-	-	-
1215		Ministry of Youth, Sports & Community Empowerment	Repairing Futsal Ground Boundary Wall & Fence - AA.Rasdhoo	new	75,000	-	-	-	-
1224		Ministry of National Planning, Housing and Infrastructure	Completion of Breakwater - AA.Rasdhoo	new	2,250,000	-	-	-	-
1062		MOE / Atoll School Construction	School Building (12 Class & Multi Purp. Hall) - AA.Aolli	tendering	2,250,000	-	-	-	-
1233		Ministry of Fisheries, Marine Resources and Agriculture	Fisheries Sector Development Project	on-going	-	-	-	-	-
<b>AA.Ukkuhas</b>					<b>18,595,244</b>				
1215		Ministry of Youth, Sports & Community Empowerment	Estab. Lighting at Football Ground - AA.Ukkuhas	on-going	338,227	-	-	-	-
1224		Ministry of National Planning, Housing and Infrastructure	Land Reclamation - AA.Ukkuhas	on-going	1,994,912	-	-	-	-
1224		Ministry of National Planning, Housing and Infrastructure	Devel. Breakwater at Ferry Terminal - AA.Ukkuhas	retention	1,262,500	-	-	-	-
1058		Ministry of Education	Const. of 4 Classroom - AA.Ukkuhas	new	500,000	-	-	-	-
1163		Ministry of Health	Establishing Zone 3 Management Centre - AA.Ukkuhas	new	2,000,000	-	-	-	-
1224		Ministry of National Planning, Housing and Infrastructure	Upgrading Harbour - AA.Ukkuhas	new	3,787,500	-	-	-	-
1224		Ministry of National Planning, Housing and Infrastructure	Developing Roads - AA.Ukkuhas	new	729,000	-	-	-	-
1215		Ministry of Youth, Sports & Community Empowerment	Devel. Of Youth Centre - AA.Ukkuhas	tendering	675,000	-	-	-	-
1058		Ministry of Education	School Building (12 Classroom) - AA.Ukkuhas	pre-tendering	1,350,000	-	-	-	-
1163		Ministry of Health	Health Centre Extension - AA.Ukkuhas	pre-tendering	5,958,105	-	-	-	-
1229		Ministry of Environment, Climate Change and Technology	Preparing Outer Island For Sustainable Energy Devel - POISED	on-going	-	-	-	-	-
1027		Maldives Police Service	Establishing Of Police Stations	new	-	-	-	-	-
<b>Adh.Fenushi</b>					<b>10,588,532</b>			<b>1,628,590</b>	<b>1,628,590</b>
1224		Ministry of National Planning, Housing and Infrastructure	Sewerage System - Adh.Fenushi	on-going	-	-	-	1,628,590	1,628,590
1224		Ministry of National Planning, Housing and Infrastructure	Upgrading Harbour - Adh.Fenushi	on-going	4,472,120	-	-	-	-
1215		Ministry of Youth, Sports & Community Empowerment	Reca & Dev. Football Ground-Fenushi	retention	316,412	-	-	-	-
1062		MOE / Atoll School Construction	School Building (4 Class Room) - Adh.Fenushi	tendering	600,000	-	-	-	-
1224		Ministry of National Planning, Housing and Infrastructure	A.Dh.Fenushi Water Supply System	pre-tendering	5,200,000	-	-	-	-
1229		Ministry of Environment, Climate Change and Technology	Preparing Outer Island For Sustainable Energy Devel - POISED	on-going	-	-	-	-	-
<b>Adh. Maamigili</b>					<b>11,1361,632</b>	<b>6,592,584</b>			
1215		Ministry of Youth, Sports & Community Empowerment	Devel. Of Football Ground - Adh.Maamigili	on-going	562,004	-	-	-	-
1224		Ministry of National Planning, Housing and Infrastructure	Developing Roads - Adh.Maamigili	on-going	10,599,628	-	-	-	-
1163		Ministry of Health	Hospital New Building -Adh.Maamigili	new	-	6,592,584	-	-	-

BA	Island	Office	Project Name	Status	Domestic	Loan	Grant	Trust Fund	Total
1062	MOE / Atoll School Construction		School New Building (Class, AV Room & Hall) - Adh. Atoll	pre-tendering	200,000	-	-	-	-
1013	Maldives National Defense Force		Radar System Projects	ongoing	-	-	-	-	-
1027	Maldives Police Service		Establishing Of Police Stations	new	-	-	-	-	-
Adh. Hanyameedhoo					5,879,507	-	-	3,594,607	3,594,607
1224	Ministry of National Planning, Housing and Infrastructure		Harbor Upgrading - Adh. Hanyameedhoo	ongoing	5,575,757	-	-	-	-
1224	Ministry of National Planning, Housing and Infrastructure		Estab. Water System - Adh. Hanyameedhoo	ongoing	-	-	-	3,048,828	3,048,828
1224	Ministry of National Planning, Housing and Infrastructure		Adh. Hanyameedhoo Sewerage System	retention	-	-	-	545,779	545,779
1276	Local Government Authority		Construction Of Council Office - Adh. Hanyameedhoo	new	303,750	-	-	-	-
1229	Ministry of Environment, Climate Change and Technology		Preparing Outer Island For Sustainable Energy Devel - POISED	ongoing	-	-	-	-	-
Adh. Kunburudhoo					41,822	-	-	9,957,613	9,957,613
1215	Ministry of Youth Sports & Community Empowerment		Estab. Of Futsal Ground - Adh. Kunburudhoo	ongoing	41,822	-	-	-	-
1224	Ministry of National Planning, Housing and Infrastructure		Water and Sewerage System - Kunburudhoo	ongoing	-	-	-	6,209,594	6,209,594
1224	Ministry of National Planning, Housing and Infrastructure		Coastal Protection - Adh. Kunburudhoo	ongoing	-	-	-	3,748,019	3,748,019
1229	Ministry of Environment, Climate Change and Technology		Estab. Water System (4 Islands) & Water Storage (25 Islands)	ongoing	-	-	-	-	-
1229	Ministry of Environment, Climate Change and Technology		Preparing Outer Island For Sustainable Energy Devel - POISED	ongoing	-	-	-	-	-
1163	Ministry of Health		Construction Of Portico And Garage For Health Centres	new	-	-	-	-	-
Adh. Mahladhoo					6,668,343	-	-	200,000	200,000
1062	MOE / Atoll School Construction		Const. of 12 Classroom - Adh. Mahladhoo	retention	573,148	-	-	-	-
1163	Ministry of Health		Upgrading Of Hospital - Adh. Mahladhoo	retention	95,95	-	-	-	-
1224	Ministry of National Planning, Housing and Infrastructure		Road Construction - Adh. Mahladhoo	pre-tendering	6,000,000	-	-	-	-
1224	Ministry of National Planning, Housing and Infrastructure		Coastal Protection - Adh. Mahladhoo	pre-tendering	-	-	-	200,000	200,000
1229	Ministry of Environment, Climate Change and Technology		Preparing Outer Island For Sustainable Energy Devel - POISED	ongoing	-	-	-	-	-
1233	Ministry of Fisheries, Marine Resources and Agriculture		Maldives Sustainable Fisheries Development Project	ongoing	-	-	-	-	-
Adh. Omadhoo					530,000	-	-	9,092,702	9,092,702
1224	Ministry of National Planning, Housing and Infrastructure		Adh. Omadhoo Sewerage System	ongoing	-	-	-	1,402,195	1,402,195
1224	Ministry of National Planning, Housing and Infrastructure		Coastal Protection - Adh. Omadhoo	ongoing	-	-	-	1,547,235	1,547,235
1163	Ministry of Health		Upgrading Health Centre - Adh. Omadhoo	new	330,000	-	-	-	-
1224	Ministry of National Planning, Housing and Infrastructure		Upgrading Harbour - Adh. Omadhoo	new	200,000	-	-	-	-
1224	Ministry of National Planning, Housing and Infrastructure		Water Supply System - Adh. Omadhoo	pre-tendering	-	-	-	6,143,272	6,143,272
1233	Ministry of Fisheries, Marine Resources and Agriculture		Maldives Sustainable Fisheries Development Project	ongoing	-	-	-	-	-



BA	Island	Office	Project Name	Status	Domestic	Loan	Grant	Trust Fund	Total
<b>Adh. Mandhoo</b>									
1224	Ministry of National Planning, Housing and Infrastructure		Harbour Construction - Adh. Mandhoo	on-going	5,945,745	-	-	-	-
1163	Ministry of Health		Upgrading Health Centre - Adh. Mandhoo	retention	110,946	-	-	-	-
1215	Ministry of Youth, Sports & Community Empowerment		Estab. Football Ground - Adh. Mandhoo	new	1,150,000	-	-	-	-
1229	Ministry of Environment, Climate Change and Technology		Preparing Outer Island For Sustainable Energy Devel - POISED	on-going	-	-	-	-	-
<b>Adh. Dhangethi</b>									
1163	Ministry of Health		Upgrading Health Centre - Adh. Dhangethi	on-going	555,078	-	-	-	-
1224	Ministry of National Planning, Housing and Infrastructure		Adh. Dhangethi Water Supply System	on-going	-	-	-	2,703,577	2,703,577
1240	Ministry of Islamic Affairs		Construction of Mosque - Adh. Dhangethi	on-going	-	-	1,420,250	-	-
1058	Ministry of Education		Upgr. Of School - Adh. Dhangethi	new	450,000	-	-	-	-
1058	Ministry of Education		Const. of Multi Purpose Hall - Adh. Dhangethi	new	900,000	-	-	-	-
1224	Ministry of National Planning, Housing and Infrastructure		Coastal Protection - Adh. Dhangethi	new	2,584,504	-	-	-	-
1224	Ministry of National Planning, Housing and Infrastructure		Provision of Water Supply & Sewerage Project	on-going	-	-	-	-	-
1229	Ministry of Environment, Climate Change and Technology		Preparing Outer Island For Sustainable Energy Devel - POISED	on-going	-	-	-	-	-
1233	Ministry of Fisheries, Marine Resources and Agriculture		Maldives Sustainable Fisheries Development Project	on-going	-	-	-	-	-
1027	Maldives Police Service		Establishing Of Police Stations	new	-	-	-	-	-
1224	Ministry of National Planning, Housing and Infrastructure		Ease of Access to Quay Wall - Adh. Dhangethi	new	500,000	-	-	-	-
<b>Adh. Dhigurah</b>									
1163	Ministry of Health		Purch. Lab Equipment - Adh. Dhigurah	retention	153,154	-	-	-	-
1058	Ministry of Education		Const. of 3 Storey Building - Adh. Dhigurah	new	1,500,000	-	-	-	-
1224	Ministry of National Planning, Housing and Infrastructure		Upgrading Harbour - Adh. Dhigurah	new	6,054,001	-	-	-	-
1224	Ministry of National Planning, Housing and Infrastructure		Coastal Protection - Adh. Dhigurah	new	-	-	-	2,250,000	2,250,000
1240	Ministry of Islamic Affairs		Construction Of Mosque - Adh. Dhigurah	tendering	1,072,714	-	-	-	-
1224	Ministry of National Planning, Housing and Infrastructure		Provision of Water Supply & Sewerage Project	on-going	-	-	-	-	-
1229	Ministry of Environment, Climate Change and Technology		Preparing Outer Island For Sustainable Energy Devel - POISED	on-going	-	-	-	-	-
1233	Ministry of Fisheries, Marine Resources and Agriculture		Maldives Sustainable Fisheries Development Project	on-going	-	-	-	-	-
<b>Adh. Dhidhdhoo</b>									
1224	Ministry of National Planning, Housing and Infrastructure		Harbor Construction - Adh. Dhidhdhoo	retention	1,258,351	-	-	3,769,783	3,769,783
1224	Ministry of National Planning, Housing and Infrastructure		Water and Sewerage System - Adh. Dhidhdhoo	pre-tendering	-	-	-	3,769,783	3,769,783

BA	Island	Office	Project Name	Status	Domestic	Loan	Grant	Trust Fund	Total
<b>Adh. Mandhoo</b>									
1224	Ministry of National Planning, Housing and Infrastructure		Habour Construction - Adh. Mandhoo	on-going	5,945,745	-	-	-	-
1163	Ministry of Health		Upgrading Health Centre - Adh. Mandhoo	retention	110,946	-	-	-	-
1215	Ministry of Youth, Sports & Community Empowerment		Estab. Football Ground - Adh. Mandhoo	new	1,050,000	-	-	-	-
1229	Ministry of Environment, Climate Change and Technology		Preparing Outer Island For Sustainable Energy Devel - POISED	on-going	-	-	-	-	-
<b>Adh. Dhangethi</b>									
					<b>4,989,582</b>	-	<b>1,420,250</b>	<b>2,703,577</b>	<b>2,703,577</b>
1163	Ministry of Health		Upgrading Health Centre - Adh. Dhangethi	on-going	555,078	-	-	-	-
1224	Ministry of National Planning, Housing and Infrastructure		Adh. Dhangethi Water Supply System	on-going	-	-	-	2,703,577	2,703,577
1240	Ministry of Islamic Affairs		Construction of Mosque - Adh. Dhangethi	on-going	-	-	1,420,250	-	-
1058	Ministry of Education		Upgr. Of School - Adh. Dhangethi	new	450,000	-	-	-	-
1058	Ministry of Education		Const. of Multi Purpose Hall - Adh. Dhangethi	new	900,000	-	-	-	-
1224	Ministry of National Planning, Housing and Infrastructure		Coastal Protection - Adh. Dhangethi	new	2,584,504	-	-	-	-
1224	Ministry of National Planning, Housing and Infrastructure		Provision of Water Supply & Sewerage Project	on-going	-	-	-	-	-
1229	Ministry of Environment, Climate Change and Technology		Preparing Outer Island For Sustainable Energy Devel - POISED	on-going	-	-	-	-	-
1233	Ministry of Fisheries, Marine Resources and Agriculture		Maldives Sustainable Fisheries Development Project	on-going	-	-	-	-	-
1027	Maldives Police Service		Establishing Of Police Stations	new	-	-	-	-	-
1224	Ministry of National Planning, Housing and Infrastructure		Ease of Access to Quay Wall - Adh. Dhangethi	new	500,000	-	-	-	-
<b>Adh. Dhigurah</b>									
					<b>8,779,869</b>	-	-	<b>2,250,000</b>	<b>2,250,000</b>
1163	Ministry of Health		Purch. Lab Equipment - Adh. Dhigurah	retention	153,154	-	-	-	-
1058	Ministry of Education		Const. of 3 Storey Building - Adh. Dhigurah	new	1,500,000	-	-	-	-
1224	Ministry of National Planning, Housing and Infrastructure		Upgrading Harbour - Adh. Dhigurah	new	6,054,001	-	-	-	-
1224	Ministry of National Planning, Housing and Infrastructure		Coastal Protection - Adh. Dhigurah	new	-	-	-	2,250,000	2,250,000
1240	Ministry of Islamic Affairs		Construction Of Mosque - Adh. Dhigurah	tendering	1,072,714	-	-	-	-
1224	Ministry of National Planning, Housing and Infrastructure		Provision of Water Supply & Sewerage Project	on-going	-	-	-	-	-
1229	Ministry of Environment, Climate Change and Technology		Preparing Outer Island For Sustainable Energy Devel - POISED	on-going	-	-	-	-	-
1233	Ministry of Fisheries, Marine Resources and Agriculture		Maldives Sustainable Fisheries Development Project	on-going	-	-	-	-	-
<b>Adh. Dhidhdhoo</b>									
					<b>1,258,351</b>	-	-	<b>3,769,783</b>	<b>3,769,783</b>
1224	Ministry of National Planning, Housing and Infrastructure		Harbor Construction - Adh. Dhidhdhoo	retention	1,258,351	-	-	-	-
1224	Ministry of National Planning, Housing and Infrastructure		Water and Sewerage System - Adh. Dhidhdhoo	pre-tendering	-	-	-	3,769,783	3,769,783

BA	Island	Office	Project Name	Status	Domestic	Loan	Grant	Trust Fund	Total
<b>V.Faildhoo</b>					<b>1,620,000</b>	-	-	<b>5,475,112</b>	<b>5,475,112</b>
1224	Ministry of National Planning, Housing and Infrastructure	Coastal Protection - V.Faildhoo	ongoing					5,475,112	
1224	Ministry of National Planning, Housing and Infrastructure	Ease of access to Harbour - V.Faildhoo	new		525,000			5,475,112	
1215	Ministry of Youth, Sports & Community Empowerment	Dev. Of Volley Court - V.Faildhoo	tendering		195,000			-	-
1062	MOE / Atoll School Construction	School Building (Multi Pulp. Hall) - V.Faildhoo	pre-tendering		900,000			-	-
1224	Ministry of National Planning, Housing and Infrastructure	Provision of Water Supply & Sewerage Project	ongoing		-			-	-
1229	Ministry of Environment, Climate Change and Technology	Preparing Outer Island For Sustainable Energy Devel - POISED	ongoing		-			-	-
<b>V.Thinaadoo</b>					<b>5,992,770</b>				
1224	Ministry of National Planning, Housing and Infrastructure	Upgrading Harbour - V.Thinaadoo	pre-tendering		5,992,770			-	-
1224	Ministry of National Planning, Housing and Infrastructure	Provision of Water Supply & Sewerage Project	ongoing		-			-	-
1229	Ministry of Environment, Climate Change and Technology	Preparing Outer Island For Sustainable Energy Devel - POISED	ongoing		-			-	-
<b>V.Feldhoo</b>					<b>3,477,821</b>	<b>6,592,584</b>		<b>3,075,450</b>	<b>3,075,450</b>
1062	MOE / Atoll School Construction	Multi Purpose Hall - V. Feldhoo	ongoing		1,277,658			-	-
1224	Ministry of National Planning, Housing and Infrastructure	V. Feldhoo Harbour	retention		955,163			-	-
1163	Ministry of Health	Hospital New Building - V.Feldhoo	new		-	6,592,584		-	-
1215	Ministry of Youth, Sports & Community Empowerment	Estab. Football Ground - V.Feldhoo	new		1,050,000			-	-
1215	Ministry of Youth, Sports & Community Empowerment	Dev. Of Volley Court - V. Feldhoo	tendering		195,000			-	-
1224	Ministry of National Planning, Housing and Infrastructure	Coastal Protection - V.Feldhoo	pre-tendering		-			3,075,450	
1224	Ministry of National Planning, Housing and Infrastructure	Provision of Water Supply & Sewerage Project	ongoing		-			-	-
1229	Ministry of Environment, Climate Change and Technology	Preparing Outer Island For Sustainable Energy Devel - POISED	ongoing		-			-	-
1027	Maldives Police Service	Establishing Of Police Stations	new		-			-	-
<b>V.Keydhoo</b>					<b>9,025,301</b>			<b>6,407,664</b>	<b>6,407,664</b>
1062	MOE / Atoll School Construction	Multi Purpose Hall - V. Keydhoo	ongoing		1,658,992			-	-
1062	MOE / Atoll School Construction	School 2 Storey Building - V.Keydhoo	ongoing		1,524,760			-	-
1215	Ministry of Youth, Sports & Community Empowerment	Dev. Of Volley Court - V. Keydhoo	ongoing		446,097			-	-
1215	Ministry of Youth, Sports & Community Empowerment	Devel. Of Football Ground - V.Keydhoo	ongoing		560,948			-	-
1224	Ministry of National Planning, Housing and Infrastructure	Water and Sewerage System - V.Keydhoo	ongoing		-			6,407,664	
1163	Ministry of Health	Health Centre New Building - V.Keydhoo	new		2,250,000			-	-
1224	Ministry of National Planning, Housing and Infrastructure	Coastal Protection - V.Keydhoo	new		2,584,504			-	-
1229	Ministry of Environment, Climate Change and Technology	Preparing Outer Island For Sustainable Energy Devel - POISED	ongoing		-			-	-

BA	Island	Office	Project Name	Status	Domestic	Loan	Grant	Trust Fund	Total
<b>V.Rakeedhoo</b>									
1224	Ministry of National Planning, Housing and Infrastructure		Coastal Protection - V.Rakeedhoo	on-going	1,438,747	-	-	4,335,601	4,335,601
1224	Ministry of National Planning, Housing and Infrastructure		Construction of T-Jetty - V.Rakeedhoo	retention	1,063,747	-	-	774,283	774,283
1163	Ministry of Health		Upgrading Health Centre (Boundary Wall) - V.Rakeedhoo	new	100,000	-	-	-	-
1215	Ministry of Youth, Sports & Community Empowerment		Devel. Of Childrens Park - V.Rakeedhoo	new	75,000	-	-	-	-
1224	Ministry of National Planning, Housing and Infrastructure		Establishing Water & Sewerage System - V.Rakeedhoo	pre-tendering	-	-	-	3,561,318	3,561,318
1276	Local Government Authority		Construction Of Council Office - V.Rakeedhoo	pre-tendering	200,000	-	-	-	-
1163	Ministry of Health		Construction Of Portico And Garage For Health Centres	new	-	-	-	-	-
<b>M.Raimandhoo</b>									
					10,892,005	-	-	-	-
1276	Local Government Authority		Construction Of Council Office - M.Raimandhoo	new	750,000	-	-	-	-
1224	Ministry of National Planning, Housing and Infrastructure		Establishing Water & Sewerage System - M.Rajmandhoo	tendering	3,109,292	-	-	-	-
1224	Ministry of National Planning, Housing and Infrastructure		Developing Jetty - M.Rajmandhoo	pre-tendering	7,032,713	-	-	-	-
1229	Ministry of Environment, Climate Change and Technology		Estab. Water System (4 Islands) & Water Storage (25 Islands)	on-going	-	-	-	-	-
1229	Ministry of Environment, Climate Change and Technology		Preparing Outer Island For Sustainable Energy Devel - POSED	on-going	-	-	-	-	-
1163	Ministry of Health		Construction Of Portico And Garage For Health Centres	new	-	-	-	-	-
<b>M.Veyvah</b>									
					7,578,241	-	-	-	-
1224	Ministry of National Planning, Housing and Infrastructure		Estab. Water & Sewerage System - M.Veyvah	on-going	4,556,945	-	-	-	-
1224	Ministry of National Planning, Housing and Infrastructure		Reconstruction of Harbour - M.Veyvah	retention	2,436,296	-	-	-	-
1058	Ministry of Education		Const. of 01 Classroom - M.Veyvah	new	225,000	-	-	-	-
1264	Department of Judicial Administration		Construction Of Magistrate Court - M.Veyvah	pre-tendering	360,000	-	-	-	-
1229	Ministry of Environment, Climate Change and Technology		Estab. Water System (4 Islands) & Water Storage (25 Islands)	on-going	-	-	-	-	-
1229	Ministry of Environment, Climate Change and Technology		Preparing Outer Island For Sustainable Energy Devel - POSED	on-going	-	-	-	-	-
<b>M.Muli</b>									
					6,359,437	-	-	2,301,772	2,301,772
1224	Ministry of National Planning, Housing and Infrastructure		Reconstruction of Harbour - M.Muli	on-going	3,919,484	-	-	-	-
1224	Ministry of National Planning, Housing and Infrastructure		Development of Airport - M. Muli	on-going	1,366,285	-	-	-	-
1163	Ministry of Health		Regional Hospital Extension - M.Muli	new	622,568	-	-	-	-
1224	Ministry of National Planning, Housing and Infrastructure		Coastal Protection - M.Muli	new	-	-	-	2,301,772	2,301,772
1013	Maldives National Defense Force		MNDF Accomodation building - M.Muli	pre-tendering	450,000	-	-	-	-
1013	Maldives National Defense Force		Radar System Projects	on-going	-	-	-	-	-
1224	Ministry of National Planning, Housing and Infrastructure		Provision of Water Supply & Sewerage Project	on-going	-	-	-	-	-
1229	Ministry of Environment, Climate Change and Technology		Maldives Clean Environment Project	on-going	-	-	-	-	-

BA	Island	Office	Project Name	Status	Domestic	Loan	Grant	Trust Fund	Total
1229	Ministry of Environment, Climate Change and Technology		Preparing Outer Island For Sustainable Energy Devel - POISED	ongoing	-	-	-	-	-
1027	Maldives Police Service		Establishing Of Police Stations	new	-	-	-	-	-
1224	Ministry of National Planning, Housing and Infrastructure		Dev. Of Domestic Airports on Multiple Islands	pre-tendering	-	-	-	-	-
<b>M.Dhiggaru</b>									
1215	Ministry of Youth, Sports & Community Empowerment		Devel. Of Football Ground - M.Dhiggaru	ongoing	1,397,279	-	-	-	-
1224	Ministry of National Planning, Housing and Infrastructure		Land Reclamation - M.Dhiggaru	ongoing	5,576,209	-	-	-	-
1224	Ministry of National Planning, Housing and Infrastructure		Coastal Protection - M.Dhiggaru	ongoing	-	-	-	152,274	152,274
1058	Ministry of Education		Upgr. Of School - M.Dhiggaru	new	1,500,000	-	-	-	-
1163	Ministry of Health		Health Centre Extension - M.Dhiggaru	new	732,797	-	-	-	-
1215	Ministry of Youth, Sports & Community Empowerment		Dev. Of Volley Court - M. Dhiggaru	tendering	195,000	-	-	-	-
1224	Ministry of National Planning, Housing and Infrastructure		Upgrading Harbour - M.Dhiggaru	pre-tendering	200,000	-	-	-	-
1229	Ministry of Environment, Climate Change and Technology		Estab. Water System (4 Islands) & Water Storage (25 Islands)	ongoing	-	-	-	-	-
1229	Ministry of Environment, Climate Change and Technology		Preparing Outer Island For Sustainable Energy Devel - POISED	ongoing	-	-	-	-	-
<b>M.Maduvari</b>									
1058	Ministry of Education		Const. of 2 Classroom & Godown - M.Maduvari	new	375,000	-	-	200,000	200,000
1163	Ministry of Health		Upgrading Health Centre (Boundary Wall) - M.Madduvari	new	150,000	-	-	-	-
1224	Ministry of National Planning, Housing and Infrastructure		Developing Breakwater - M.Maduvari	pre-tendering	6,601,650	-	-	-	-
1224	Ministry of National Planning, Housing and Infrastructure		Coastal Protection - M.Maduvari	pre-tendering	-	-	-	200,000	200,000
1224	Ministry of National Planning, Housing and Infrastructure		Provision of Water Supply & Sewerage Project	ongoing	-	-	-	-	-
1229	Ministry of Environment, Climate Change and Technology		Preparing Outer Island For Sustainable Energy Devel - POISED	ongoing	-	-	-	-	-
<b>M.Mulah</b>									
1224	Ministry of National Planning, Housing and Infrastructure		Expan. of Harbour & Const. of Entrance Channel - HA, Ulgamu	ongoing	6,059,769	-	-	-	-
1224	Ministry of National Planning, Housing and Infrastructure		Coastal Protection - M. Mulah	ongoing	-	-	-	1,913,498	1,913,498
1163	Ministry of Health		Health Centre Extension - M.Mulah	retention	225,482	-	-	-	-
1215	Ministry of Youth, Sports & Community Empowerment		Estab. Of Football Ground - M.Mulah	new	500,000	-	-	-	-
1224	Ministry of National Planning, Housing and Infrastructure		Road Construction - M.Mulah	awarded	10,623,072	-	-	-	-
1062	MOE / Atoll School Construction		School 3 Storey Building - M.Mulaku	tendering	1,350,000	-	-	-	-
1215	Ministry of Youth, Sports & Community Empowerment		Dev. Of Volley Court - M. Mulah	tendering	195,000	-	-	-	-
1215	Ministry of Youth, Sports & Community Empowerment		Development Of Youth Centre - M. Mulah	tendering	450,000	-	-	-	-
1229	Ministry of Environment, Climate Change and Technology		Maldives Clean Environment Project	ongoing	-	-	-	-	-
1229	Ministry of Environment, Climate Change and Technology		Preparing Outer Island For Sustainable Energy Devel - POISED	ongoing	-	-	-	-	-

BA	Island	Office	Project Name	Status	Domestic	Loan	Grant	Trust Fund	Total
1233	Ministry of Fisheries, Marine Resources and Agriculture		Fisheries Sector Development Project	on-going	-	-	-	-	-
1027	Maldives Police Service		Establishing Of Police Stations	new	-	-	-	-	-
1229	Ministry of Environment, Climate Change and Technology		Estab. Syst. For Bio-Treatment Of Orgnic Waste Zones 4 & 5	new	-	-	-	-	-
M.Naalaafushi					4,876,794	-	-	3,693,165	3,693,165
1215	Ministry of Youth, Sports & Community Empowerment		Estab. Of Outdoor Gym - M.Naalaafushi	on-going	4,226	-	-	-	-
1163	Ministry of Health		Health Centre New Building - M.Naalaafushi	new	2,677,568	-	-	-	-
1224	Ministry of National Planning, Housing and Infrastructure		Upgrading Harbour - M.Naalaafushi	new	200,000	-	-	-	-
1062	MOE / Atoll School Construction		School 2 Storey Building - M.Naalaafushi	tendering	900,000	-	-	-	-
1224	Ministry of National Planning, Housing and Infrastructure		Water and Sewerage Network - M.Naalaafushi	pre-tendering	-	-	-	3,693,165	3,693,165
1224	Ministry of National Planning, Housing and Infrastructure		Est.Causeway - M.Muli/M.Naalaafushi	pre-tendering	1,095,000	-	-	-	-
1229	Ministry of Environment, Climate Change and Technology		Estab. Water System (4 Islands) & Water Storage (25 Islands)	on-going	-	-	-	-	-
1229	Ministry of Environment, Climate Change and Technology		Preparing Outer Island For Sustainable Energy Devel - POISED	on-going	-	-	-	-	-
M.Koluhufushi					9,474,915	-	-	2,263,934	2,263,934
1224	Ministry of National Planning, Housing and Infrastructure		Coastal Protection - M.Koluhufushi	on-going	-	-	-	2,263,934	2,263,934
1224	Ministry of National Planning, Housing and Infrastructure		Const of 150 Housing Units -M.Koluhufushi	on-going	8,564,822	-	-	-	-
1062	MOE / Atoll School Construction		Multi-Purpose Hall& 5 Of room-Koluhufushi	retention	710,093	-	-	-	-
1224	Ministry of National Planning, Housing and Infrastructure		Developing Roads- M.Koluhufushi	pre-tendering	200,000	-	-	-	-
1224	Ministry of National Planning, Housing and Infrastructure		Provision of Water Supply & Sewerage Project	on-going	-	-	-	-	-
1229	Ministry of Environment, Climate Change and Technology		Maldives Clean Environment Project	on-going	-	-	-	-	-
1229	Ministry of Environment, Climate Change and Technology		Preparing Outer Island For Sustainable Energy Devel - POISED	on-going	-	-	-	-	-
1163	Ministry of Health		Construction Of Portico And Garage For Health Centres	new	-	-	-	-	-
F.Feeli					15,068,215	-	-	1,776,489	1,776,489
1215	Ministry of Youth, Sports & Community Empowerment		Devel. Of Outdoor Gym - F. Feali	on-going	4,078	-	-	-	-
1224	Ministry of National Planning, Housing and Infrastructure		Land Reclamation - F.Feali	on-going	4,082,220	-	-	-	-
1224	Ministry of National Planning, Housing and Infrastructure		Estab. Water System - F.Feali	on-going	3,548,854	-	-	-	-
1224	Ministry of National Planning, Housing and Infrastructure		F. Feali Sewerage Sstem	on-going	-	-	-	1,776,489	1,776,489
1233	Ministry of Fisheries, Marine Resources and Agriculture		Estab. Ice Plant - F.Feali	on-going	115,428	-	-	-	-
1058	Ministry of Education		Const. of School Science Lab - F.Feali	new	500,000	-	-	-	-
1224	Ministry of National Planning, Housing and Infrastructure		Upgr. Of Ice Plant Jetty - F.Feali	new	562,500	-	-	-	-
1215	Ministry of Youth, Sports & Community Empowerment		Devel. Of Indoor Volley Court - F.Feali	tendering	300,000	-	-	-	-

BA	Island	Office	Project Name	Status	Domestic	Loan	Grant	Trust Fund	Total
1163		Ministry of Health	Health Centre New Building - F. Feali	pre-tendering	5,955,135	-	-	-	-
1229		Ministry of Environment, Climate Change and Technology	Preparing Outer Island For Sustainable Energy Devel - POISED	ongoing	-	-	-	-	-
<b>F.Bileidhoo</b>									
1224		Ministry of National Planning, Housing and Infrastructure	F. Bileidhoo Sewerage System	ongoing	5,694,636	-	-	4,913,297	4,913,297
1062		MOE / Aolil School Construction	School Building (Multi Purp. Hall) - F. Bileidhoo	retention	414,636	-	-	4,913,297	4,913,297
1058		Ministry of Education	Const. of School Science Lab - F. Bileidhoo	new	500,000	-	-	-	-
1276		Local Government Authority	Construction Of Council Office - F. Bileidhoo	new	480,000	-	-	-	-
1224		Ministry of National Planning, Housing and Infrastructure	Land Reclamation - F. Bileidhoo	pre-tendering	4,300,000	-	-	-	-
1224		Ministry of National Planning, Housing and Infrastructure	Provision of Water Supply & Sewerage Project	ongoing	-	-	-	-	-
1229		Ministry of Environment, Climate Change and Technology	Preparing Outer Island For Sustainable Energy Devel - POISED	ongoing	-	-	-	-	-
1027		Maldives Police Service	Establishing Of Police Stations	new	-	-	-	-	-
<b>F.Magoodhoo</b>									
1215		Ministry of Youth, Sports & Community Empowerment	Dev. Of Volley Court - F. Magoodhoo	ongoing	4,625,719	-	-	2,976,846	2,976,846
1224		Ministry of National Planning, Housing and Infrastructure	Land Reclamation - F. Magoodhoo	ongoing	36,245	-	-	-	-
1224		Ministry of National Planning, Housing and Infrastructure	Water & Sewerage System - F. Magoodhoo	ongoing	2,788,104	-	-	-	-
1163		Ministry of Health	Health Centre Extension - F. Magoodhoo	new	551,370	-	-	2,976,846	2,976,846
1215		Ministry of Youth, Sports & Community Empowerment	Estab. Football Ground - F. Magoodhoo	new	1,050,000	-	-	-	-
1215		Ministry of Youth, Sports & Community Empowerment	Devel. Of Youth Centre - F. Magoodhoo	pre-tendering	200,000	-	-	-	-
1229		Ministry of Environment, Climate Change and Technology	Maldives Clean Environment Project	ongoing	-	-	-	-	-
1229		Ministry of Environment, Climate Change and Technology	Preparing Outer Island For Sustainable Energy Devel - POISED	ongoing	-	-	-	-	-
<b>F.Dharanboddhoo</b>									
1224		Ministry of National Planning, Housing and Infrastructure	Harbor Upgrading - F. Dharanboddhoo	ongoing	5,679,233	-	-	-	-
1215		Ministry of Youth, Sports & Community Empowerment	Completion of Indoor Hall - F. Dharanboddhoo	new	26,250	-	-	-	-
1215		Ministry of Youth, Sports & Community Empowerment	Repairing Futsal Ground - F. Dharanboddhoo	new	300,000	-	-	-	-
1224		Ministry of National Planning, Housing and Infrastructure	Provision of Water Supply & Sewerage Project	ongoing	-	-	-	-	-
1229		Ministry of Environment, Climate Change and Technology	Preparing Outer Island For Sustainable Energy Devel - POISED	ongoing	-	-	-	-	-
<b>F.Nilandhoo</b>									
1224		Ministry of National Planning, Housing and Infrastructure	F. Nilandhoo Water Supply System	ongoing	7,804,999	-	-	5,782,100	5,782,100
1510		Ministry Of Gender, Family and Social Services	Estab. Family & Childrens Service Centre - F. Nilandhoo	ongoing	-	-	-	3,579,491	3,579,491
1163		Ministry of Health	Upgrading F. Aolil Hospital - F. Nilandhoo	new	2,183,940	-	-	-	-
1215		Ministry of Youth, Sports & Community Empowerment	Repairing Futsal Ground Boundary Wall & Fence - F. Nilandhoo	new	3,498,345	-	-	-	-
					75,000	-	-	-	-

BA	Island	Office	Project Name	Status	Domestic	Loan	Grant	Trust Fund	Total
1224		Ministry of National Planning, Housing and Infrastructure	Coastal Protection - F.Nilandhoo	new	-	-	-	2,202,609	2,202,609
1215		Ministry of Youth, Sports & Community Empowerment	Estab. Of Football Ground Changing Room - F.Nilandhoo	new	700,000	-	-	-	-
1215		Ministry of Youth, Sports & Community Empowerment	Dev. Of Volley Court - F. Nilandhoo	tendering	195,000	-	-	-	-
1240		Ministry of Islamic Affairs	Construction Of Mosque - F.Nilandhoo	tendering	1,072,714	-	-	-	-
1229		Ministry of Environment, Climate Change and Technology	Maldives Clean Environment Project	ongoing	-	-	-	-	-
1027		Maldives Police Service	Establishing Of Police Stations	new	-	-	-	-	-
Dh. Meedhoo					8,725,715	-	-	-	-
1062		MOE / Atoll School Construction	School Building (Multi Purp. Hall) - Dh.Meedhoo	ongoing	1,737,980	-	-	-	-
1215		Ministry of Youth, Sports & Community Empowerment	Devel. Of Outdoor Gym - Dh. Meedhoo	ongoing	4,078	-	-	-	-
1224		Ministry of National Planning, Housing and Infrastructure	Upgrading of Harbour - Dh.Meedhoo	ongoing	6,217,641	-	-	-	-
1215		Ministry of Youth, Sports & Community Empowerment	Install. Lighting System at Stadium - Dh.Meedhoo	retention	91,416	-	-	-	-
1215		Ministry of Youth, Sports & Community Empowerment	Devel. Of Youth Centre - Dh. Meedhoo	pre-tendering	675,000	-	-	-	-
1224		Ministry of National Planning, Housing and Infrastructure	Provision of Water Supply & Sewerage Project	ongoing	-	-	-	-	-
1229		Ministry of Environment, Climate Change and Technology	Estab. Water System (4 Islands) & Water Storage (25 Islands)	ongoing	-	-	-	-	-
1229		Ministry of Environment, Climate Change and Technology	Preparing Outer Island For Sustainable Energy Devel - POISED	ongoing	-	-	-	-	-
1233		Ministry of Fisheries, Marine Resources and Agriculture	Fisheries Sector Development Project	ongoing	-	-	-	-	-
1027		Maldives Police Service	Establishing Of Police Stations	new	-	-	-	-	-
Dh. Bandidhoo					32,59,504	-	-	-	-
1224		Ministry of National Planning, Housing and Infrastructure	Coastal Protection - Dh.Bandidhoo	new	2,584,504	-	-	-	-
1215		Ministry of Youth, Sports & Community Empowerment	Estab. Of Social Centre - Dh.Bandidhoo	tendering	675,000	-	-	-	-
1224		Ministry of National Planning, Housing and Infrastructure	Provision of Water Supply & Sewerage Project	ongoing	-	-	-	-	-
1229		Ministry of Environment, Climate Change and Technology	Estab. Water System (4 Islands) & Water Storage (25 Islands)	ongoing	-	-	-	-	-
1229		Ministry of Environment, Climate Change and Technology	Preparing Outer Island For Sustainable Energy Devel - POISED	ongoing	-	-	-	-	-
1163		Ministry of Health	Construction Of Portico And Garage For Health Centres	new	-	-	-	-	-
Dh. Rinbudhoo					7,741,634	-	-	-	-
1224		Ministry of National Planning, Housing and Infrastructure	Estab. Water & Sewerage System - Dh.Rinbudhoo	ongoing	5,795,065	-	-	-	-
1224		Ministry of National Planning, Housing and Infrastructure	Harbour Construction -Dh.Rinbudhoo	retention	1,671,569	-	-	-	-
1215		Ministry of Youth, Sports & Community Empowerment	Devel. Of Childrens Park - DH.Rinbudhoo	new	75,000	-	-	-	-
1224		Ministry of National Planning, Housing and Infrastructure	Coastal Protection - DH. Rinbudhoo	new	200,000	-	-	-	-
1229		Ministry of Environment, Climate Change and Technology	Maldives Clean Environment Project	ongoing	-	-	-	-	-
1229		Ministry of Environment, Climate Change and Technology	Preparing Outer Island For Sustainable Energy Devel - POISED	ongoing	-	-	-	-	-



BA	Island	Office	Project Name	Status	Domestic	Loan	Grant	Trust Fund	Total
<b>Dh. Hulhutheli</b>									
					9,207,231	-	-	-	-
1224		Ministry of National Planning, Housing and Infrastructure	Upgrading of Harbour - Dh. Hulhutheli	on-going	6,156,149	-	-	-	-
1224		Ministry of National Planning, Housing and Infrastructure	Estab. Water System - Dh. Hulhutheli	awarded	3,051,182	-	-	-	-
1229		Ministry of Environment, Climate Change and Technology	Estab. Water System (4 islands) & Water Storage (25 islands)	on-going	-	-	-	-	-
1229		Ministry of Environment, Climate Change and Technology	Preparing Outer Island For Sustainable Energy Devel - POISED	on-going	-	-	-	-	-
<b>Dh. Maenboodhoo</b>									
					5,073,465	-	-	-	-
1224		Ministry of National Planning, Housing and Infrastructure	Estab. Water System - Dh. Maenboodhoo	on-going	2,298,465	-	-	-	-
1058		Ministry of Education	Const. of San Classroom - Dh. Maenboodhoo	new	200,000	-	-	-	-
1062		MOE / Atoll School Construction	Multi Purpose Hall - Dh. Maenboodhoo	tendering	900,000	-	-	-	-
1215		Ministry of Youth, Sports & Community Empowerment	Dev. Of Social Centre - Dh. Maenboodhoo	pre-tendering	675,000	-	-	-	-
1215		Ministry of Youth, Sports & Community Empowerment	Estab. Of Futsal Ground - Dh. Maenboodhoo	pre-tendering	500,000	-	-	-	-
1224		Ministry of National Planning, Housing and Infrastructure	Land Reclamation - Dh. Maenboodhoo	pre-tendering	500,000	-	-	-	-
1229		Ministry of Environment, Climate Change and Technology	Maldives Clean Environment Project	on-going	-	-	-	-	-
1229		Ministry of Environment, Climate Change and Technology	Preparing Outer Island For Sustainable Energy Devel - POISED	on-going	-	-	-	-	-
1229		Ministry of Environment, Climate Change and Technology	Estab. Syst. For Bio-Treatment Of Orgnc. Waste Zones 4 & 5	new	-	-	-	-	-
<b>Dh. Kudahuvadhoo</b>									
					2,620,740	-	-	-	-
1016		Ministry of Home Affairs	Const. Of Child Residential Centre - Dh. Kudahuvadhoo	on-going	2,459,108	-	-	-	-
1276		Local Government Authority	Const. of Council Building - Kudahuvadhoo	on-going	1,125,078	-	-	-	-
1215		Ministry of Youth, Sports & Community Empowerment	Devel. Of Football Ground - Dh. Kudahuvadhoo	retention	255,657	-	-	-	-
1163		Ministry of Health	DH. Atoll Hospital New Building - DH. Kudahuvadhoo	new	17,567,235	-	-	-	-
1215		Ministry of Youth, Sports & Community Empowerment	Repairing Futsal Ground Boundary Wall & Fence - DH. Kudahuvadhoo	new	75,000	-	-	-	-
1224		Ministry of National Planning, Housing and Infrastructure	Upgrading Harbour - Dh. Kudahuvadhoo	new	1,182,418	-	-	-	-
1224		Ministry of National Planning, Housing and Infrastructure	Developing Roads - Dh. Kudahuvadhoo	awarded	1,700,000	-	-	-	-
1224		Ministry of National Planning, Housing and Infrastructure	Const. of 1 Housing Unit - Dh. Kudahuvadhoo	pre-tendering	493,344	-	-	-	-
1224		Ministry of National Planning, Housing and Infrastructure	Estab. Drainage System - Dh. Kudahuvadhoo	pre-tendering	1,350,000	-	-	-	-
1224		Ministry of National Planning, Housing and Infrastructure	Prov. Water Supply, San. & Waste Mgmt - OFID-P2	on-going	-	-	-	-	-
1229		Ministry of Environment, Climate Change and Technology	AREISE Project	on-going	-	-	-	-	-
1229		Ministry of Environment, Climate Change and Technology	Maldives Clean Environment Project	on-going	-	-	-	-	-
1229		Ministry of Environment, Climate Change and Technology	Preparing Outer Island For Sustainable Energy Devel - POISED	on-going	-	-	-	-	-
1224		Ministry of National Planning, Housing and Infrastructure	Installing Street Lights in Road Devel. Islands	pre-tendering	-	-	-	-	-

BA	Island	Office	Project Name	Status	Domestic	Loan	Grant	Trust Fund	Total
<b>Th. Buruni</b>									
1062		MOE / Atoll School Construction	School Building (6 Classroom) - Th. Buruni	ongoing	9,708,596	-	-	2,263,934	2,263,934
1224		Ministry of National Planning, Housing and Infrastructure	Estab. Water System - Th. Buruni	ongoing	976,089	-	-	-	-
1224		Ministry of National Planning, Housing and Infrastructure	Coastal Protection - Th. Buruni	ongoing	2,680,472	-	-	-	-
1058		Ministry of Education	School Boundary Wall - Th. Buruni	new	150,000	-	-	2,263,934	2,263,934
1224		Ministry of National Planning, Housing and Infrastructure	Upgrading Harbour - Th. Buruni	pre-tendering	5,402,035	-	-	-	-
1229		Ministry of Environment, Climate Change and Technology	Maldives Clean Environment Project	ongoing	-	-	-	-	-
1229		Ministry of Environment, Climate Change and Technology	Preparing Outer Island For Sustainable Energy Devel - POISED	ongoing	-	-	-	-	-
1229		Ministry of Environment, Climate Change and Technology	Estab. Syst. For Bio-Treatment Of Orgnc. Waste Zones 4 & 5	new	-	-	-	-	-
<b>Th. Vilifushi</b>									
1215		Ministry of Youth, Sports & Community Empowerment	Dev. of Football Ground- Th. Vilifushi	ongoing	9,007,417	6,592,584	-	1,174,500	1,174,500
1224		Ministry of National Planning, Housing and Infrastructure	Completion Of 56 Housing Units - Th. Vilifushi	ongoing	223,048	-	-	-	-
1163		Ministry of Health	Hospital New Building - Th. Vilifushi	new	7,868,846	-	-	-	-
1062		MOE / Atoll School Construction	Finishing School 2 Storey Building - Th. Vilifushi	pre-tendering	600,000	-	-	-	-
1215		Ministry of Youth, Sports & Community Empowerment	Dev. of Youth Centre - Th. Vilifushi	pre-tendering	200,000	-	-	-	-
1224		Ministry of National Planning, Housing and Infrastructure	Devel. Swimming Area & Coastal Protection - Th. Vilifushi	pre-tendering	-	-	-	1,174,500	1,174,500
1276		Local Government Authority	Const. of Funeral Home - Th. Vilifushi	pre-tendering	115,523	-	-	-	-
1224		Ministry of National Planning, Housing and Infrastructure	Prov. Water Supply/Smn. & Waste Mgmt OF D-P2	ongoing	-	-	-	-	-
1229		Ministry of Environment, Climate Change and Technology	Preparing Outer Island For Sustainable Energy Devel - POISED	ongoing	-	-	-	-	-
1229		Ministry of Environment, Climate Change and Technology	Estab. Syst. For Bio-Treatment Of Orgnc. Waste Zones 4 & 5	new	-	-	-	-	-
1224		Ministry of National Planning, Housing and Infrastructure	Installing Street Lights in Road Devel. Islands	pre-tendering	-	-	-	-	-
<b>Th. Madifushi</b>									
1215		Ministry of Youth, Sports & Community Empowerment	Devel. Of Football Ground - Th. Madifushi	ongoing	780,669	-	-	-	-
1224		Ministry of National Planning, Housing and Infrastructure	Completion of Breakwater - Th. Madifushi	retention	317,129	-	-	-	-
1224		Ministry of National Planning, Housing and Infrastructure	Coastal Protection - Th. Madifushi	new	2,584,504	-	-	-	-
1276		Local Government Authority	Const. of Council Building - Th. Madifushi	new	661,071	-	-	-	-
1215		Ministry of Youth, Sports & Community Empowerment	Dev. Of Volley Court - Th. Madifushi	tendering	195,000	-	-	-	-
1224		Ministry of National Planning, Housing and Infrastructure	Estab. Water System - Th. Madifushi	tendering	6,802,533	-	-	-	-
1062		MOE / Atoll School Construction	School Building (Multi Pulp. Hall) - Th. Madifushi	pre-tendering	200,000	-	-	-	-
1229		Ministry of Environment, Climate Change and Technology	Maldives Clean Environment Project	ongoing	-	-	-	-	-

BA	Island	Office	Project Name	Status	Domestic	Loan	Grant	Trust Fund	Total
1229	Ministry of Environment, Climate Change and Technology		Preparing Outer Island For Sustainable Energy Devel- POISED	ongoing	-	-	-	-	-
1229	Ministry of Environment, Climate Change and Technology		Estab. Syst. For Bio-Treatment Of Orgnc. Waste Zones 4 & 5	new	-	-	-	-	-
<b>Th.Thimarafushi</b>					<b>22,473,569</b>	-	-	<b>1,159,500</b>	<b>1,159,500</b>
1062	MOE / Atoll School Construction		School 6 Classroom Building - Th. Thimarafushi	ongoing	1,125,911	-	-	-	-
1224	Ministry of National Planning, Housing and Infrastructure		Road Construction - Th. Thimarafushi	ongoing	7,645,690	-	-	-	-
1224	Ministry of National Planning, Housing and Infrastructure		Const of 100 Housing Units- Thimarafushi	ongoing	5,890,016	-	-	-	-
1215	Ministry of Youth, Sports & Community Empowerment		Devel. Of Football Ground - Th. Thimarafushi	retention	236,952	-	-	-	-
1215	Ministry of Youth, Sports & Community Empowerment		Devel. Of Childrens Park - Th. Thimarafushi	new	75,000	-	-	-	-
1224	Ministry of National Planning, Housing and Infrastructure		Upgrading Harbour - Th. Thimarafushi	new	6,000,000	-	-	-	-
1163	Ministry of Health		Health Centre Upgrade & Boundary Wall - Th. Thimarafushi	tendering	1,500,000	-	-	-	-
1224	Ministry of National Planning, Housing and Infrastructure		Coastal Protection - Th. Thimarafushi	pre-tendering	-	-	-	1,159,500	1,159,500
1229	Ministry of Environment, Climate Change and Technology		Maldives Clean Environment Project	ongoing	-	-	-	-	-
1229	Ministry of Environment, Climate Change and Technology		Preparing Outer Island For Sustainable Energy Devel - POISED	ongoing	-	-	-	-	-
1027	Maldives Police Service		Establishing Of Police Stations	new	-	-	-	-	-
1229	Ministry of Environment, Climate Change and Technology		Estab. Syst. For Bio-Treatment Of Orgnc. Waste Zones 4 & 5	new	-	-	-	-	-
<b>Th.Veymandoo</b>					<b>4,525,046</b>	-	-	<b>4,265,113</b>	<b>4,265,113</b>
1062	MOE / Atoll School Construction		School 3 Storey Building - Th. Veymandoo	ongoing	1,460,006	-	-	-	-
1062	MOE / Atoll School Construction		Multi Purpose Hall - Th. Veymandoo	ongoing	970,040	-	-	-	-
1224	Ministry of National Planning, Housing and Infrastructure		Estab. Water System - Th. Veymandoo	ongoing	-	-	-	4,265,113	4,265,113
1215	Ministry of Youth, Sports & Community Empowerment		Devel. Of Outdoor Gym - Th. Veymandoo	new	125,000	-	-	-	-
1215	Ministry of Youth, Sports & Community Empowerment		Devel. Of Youth Centre - Th. Veymandoo	tendering	675,000	-	-	-	-
1224	Ministry of National Planning, Housing and Infrastructure		Est. Causeway-Th.Veymandoo/Th.Kribdhoo	pre-tendering	1,095,000	-	-	-	-
1224	Ministry of National Planning, Housing and Infrastructure		Estab. Drainage System - Th. Veymandoo	pre-tendering	200,000	-	-	-	-
1229	Ministry of Environment, Climate Change and Technology		Maldives Clean Environment Project	ongoing	-	-	-	-	-
1229	Ministry of Environment, Climate Change and Technology		Preparing Outer Island For Sustainable Energy Devel - POISED	ongoing	-	-	-	-	-
1224	Ministry of National Planning, Housing and Infrastructure		Sanitation in 5 islands	ongoing	-	-	-	-	-
1027	Maldives Police Service		Establishing Of Police Stations	new	-	-	-	-	-
1229	Ministry of Environment, Climate Change and Technology		Estab. Syst. For Bio-Treatment Of Orgnc. Waste Zones 4 & 5	new	-	-	-	-	-

BA	Island	Office	Project Name	Status	Domestic	Loan	Grant	Trust Fund	Total
<b>Th.Kandoodhoo</b>									
1163		Ministry of Health	Health Centre New Building - Th.Kandoodhoo	ongoing	9,622,066	682,418	-	-	-
1215		Ministry of Youth, Sports & Community Empowerment	Devel. Of Outdoor Gym - Th. Kandoodhoo	ongoing	1,465,011	-	-	-	-
1215		Ministry of Youth, Sports & Community Empowerment	Devel. Of Football Ground - Th. Kandoodhoo	ongoing	4,167	-	-	-	-
1224		Ministry of National Planning, Housing and Infrastructure	Reconstruction of Harbour - Th. Kandoodhoo	ongoing	292,751	-	-	-	-
1224		Ministry of National Planning, Housing and Infrastructure	Water and Sewerage System -Th.Thakandhoo	ongoing	4,590,495	-	-	-	-
1062		MOE / Atoll School Construction	School Building (3 Class Rooms) - Th. Kandoodhoo	retention	3,017,247	-	-	-	-
1215		Ministry of Youth, Sports & Community Empowerment	Devel of Futsal Ground - Th. Kandoodhoo	new	57,335	-	-	-	-
1215		Ministry of Youth, Sports & Community Empowerment	Devel. Of Youth Centre - Th.Kandoodhoo	new	195,000	-	-	-	-
1229		Ministry of Environment, Climate Change and Technology	Estab. Water System (4 Islands) & Water Storage (25 Islands)	ongoing	-	682,418	-	-	-
1229		Ministry of Environment, Climate Change and Technology	Preparing Outer Island For Sustainable Energy Devel - POISED	ongoing	-	-	-	-	-
<b>Th.Vandhoo</b>					<b>4,256,512</b>	-	-	<b>1,195,956</b>	<b>1,195,956</b>
1224		Ministry of National Planning, Housing and Infrastructure	Water and Sewerage System - Th. Vandhoo	ongoing	2,463,798	-	-	-	-
1058		Ministry of Education	Const. of 05 Classroom - TH Vandhoo	new	750,000	-	-	-	-
1224		Ministry of National Planning, Housing and Infrastructure	Coastal Protection - Th.Vandhoo	tendering	-	-	-	1,195,956	1,195,956
1240		Ministry of Islamic Affairs	Construction Of Mosque - Th. Vandhoo	tendering	1,042,714	-	-	-	-
1229		Ministry of Environment, Climate Change and Technology	Estab. Water System (4 Islands) & Water Storage (25 Islands)	ongoing	-	-	-	-	-
1229		Ministry of Environment, Climate Change and Technology	Maldives Clean Environment Project	ongoing	-	-	-	-	-
1229		Ministry of Environment, Climate Change and Technology	Preparing Outer Island For Sustainable Energy Devel - POISED	ongoing	-	-	-	-	-
<b>Th.Hirilandhoo</b>					<b>4,565,464</b>	-	-	-	-
1215		Ministry of Youth, Sports & Community Empowerment	Devel. Of Outdoor Gym - Th. Hirilandhoo	ongoing	4,167	-	-	-	-
1215		Ministry of Youth, Sports & Community Empowerment	Devel. Of Childrens Park - TH.Hirilandhoo	new	75,000	-	-	-	-
1224		Ministry of National Planning, Housing and Infrastructure	Land Reclamation - Th.Hirilandhoo	awarded	2,941,297	-	-	-	-
1215		Ministry of Youth, Sports & Community Empowerment	Dev. Of Volley Court- Th. Hirilandhoo	tendering	195,000	-	-	-	-
1062		MOE / Atoll School Construction	School 3 Storey Building & Multi Purpose Hall - TH.Hirilandhoo	pre-tendering	1,350,000	-	-	-	-
1224		Ministry of National Planning, Housing and Infrastructure	Provision of Water Supply & Sewerage Project	ongoing	-	-	-	-	-
1229		Ministry of Environment, Climate Change and Technology	Maldives Clean Environment Project	ongoing	-	-	-	-	-
1229		Ministry of Environment, Climate Change and Technology	Preparing Outer Island For Sustainable Energy Devel - POISED	ongoing	-	-	-	-	-
<b>Th.Kinbidhoo</b>					<b>12,961,347</b>	-	-	-	-
1163		Ministry of Health	Health Centre Building - Th.Kinbidhoo	ongoing	1,718,631	-	-	-	-
1215		Ministry of Youth, Sports & Community Empowerment	Estab. Of Outdoor Gym - Th.Kinbidhoo	ongoing	6,000	-	-	-	-

BA	Island	Office	Project Name	Status	Domestic	Loan	Grant	Trust Fund	Total
1224	Ministry of National Planning, Housing and Infrastructure		Water and Sewerage System - Th.Kinbidhoo	ongoing	3,753,629	-	-	-	-
1215	Ministry of Youth, Sports & Community Empowerment		Estab. Of Futsal Ground - Th.Kinbidhoo	retention	45,587	-	-	-	-
1058	Ministry of Education		School 03 Class Room & Multi Purpose Hall - Th.Kinbidhoo	new	1,237,500	-	-	-	-
1276	Local Government Authority		Construction Of Council Office - Th.Kinbidhoo	new	750,000	-	-	-	-
1224	Ministry of National Planning, Housing and Infrastructure		Land Reclamation & Devel. Beach - Th.Kinbidhoo	pre-tendering	5,450,000	-	-	-	-
1229	Ministry of Environment, Climate Change and Technology		Estab. Water System (4 Islands) & Water Storage (25 Islands)	ongoing	-	-	-	-	-
1229	Ministry of Environment, Climate Change and Technology		Maldives Clean Environment Project	ongoing	-	-	-	-	-
1229	Ministry of Environment, Climate Change and Technology		Preparing Outer Island For Sustainable Energy Devel - POISED	ongoing	-	-	-	-	-
1027	Maldives Police Service		Establishing Of Police Stations	new	-	-	-	-	-
1229	Ministry of Environment, Climate Change and Technology		Estab. Syst. For Bio-Treatment Of Orgnic. Waste Zones 4 & 5	new	-	-	-	-	-
1532	Ministry of Arts, Culture and Heritage		Estab. Of Site Museums & Maintenance of Cultural Sites	new	-	-	-	-	-
<b>Th.Omadhoo</b>					<b>6,978,197</b>	-	-	-	-
1224	Ministry of National Planning, Housing and Infrastructure		Estab. Water & Sewerage System - Th.Omadhoo	ongoing	3,259,177	-	-	-	-
1224	Ministry of National Planning, Housing and Infrastructure		Habour Construction - Th.Omadhoo	retention	1,832,020	-	-	-	-
1058	Ministry of Education		Const. of Multi Purpose Hall - Th.Omadhoo	new	387,000	-	-	-	-
1215	Ministry of Youth, Sports & Community Empowerment		Estab. Of Handball Court - Th.Omadhoo	new	150,000	-	-	-	-
1062	MOE / Atoll School Construction		School 3 Storey Building & Wall - Th.Omadhoo	pre-tendering	1,350,000	-	-	-	-
1229	Ministry of Environment, Climate Change and Technology		Estab. Water System (4 Islands) & Water Storage (25 Islands)	ongoing	-	-	-	-	-
1229	Ministry of Environment, Climate Change and Technology		Maldives Clean Environment Project	ongoing	-	-	-	-	-
1229	Ministry of Environment, Climate Change and Technology		Preparing Outer Island For Sustainable Energy Devel - POISED	ongoing	-	-	-	-	-
1163	Ministry of Health		Construction Of Portico And Garage For Health Centres	new	-	-	-	-	-
<b>Th.Dhiyamigili</b>					<b>4,459,568</b>	-	-	<b>4,944,368</b>	<b>4,944,368</b>
1215	Ministry of Youth, Sports & Community Empowerment		Devel. Of Football Ground - Th.Dhiyamigili	ongoing	697,026	-	-	-	-
1058	Ministry of Education		Const. of 10 Classroom - Th.Dhiyamigili	new	1,500,000	-	-	-	-
1163	Ministry of Health		Upgrading Health Centre - Th.Dhiyamigili	new	1,152,884	-	-	-	-
1240	Ministry of Islamic Affairs		Completion Of Mosque - Th.Dhiyamigili	tendering	1,110,058	-	-	-	-
1224	Ministry of National Planning, Housing and Infrastructure		Water Supply System - Th.Dhiyamigili	pre-tendering	-	-	-	4,744,368	4,744,368
1224	Ministry of National Planning, Housing and Infrastructure		Coastal Protection - Th.Dhiyamigili	pre-tendering	-	-	-	200,000	200,000
1229	Ministry of Environment, Climate Change and Technology		Estab. Water System (4 Islands) & Water Storage (25 Islands)	ongoing	-	-	-	-	-
1229	Ministry of Environment, Climate Change and Technology		Preparing Outer Island For Sustainable Energy Devel - POISED	ongoing	-	-	-	-	-

BA	Island Office	Project Name	Status	Domestic	Loan	Grant	Trust Fund	Total
Th.Guraidhoo								
1062	MOE / Atoll School Construction	Multi Purpose Hall - Th.Guraidhoo	ongoing	5,589,567	-	-	-	-
1264	Department of Judicial Administration	Construction Of Magistrate Court - Th.Guraidhoo	ongoing	1,377,946	-	-	-	-
1224	Ministry of National Planning, Housing and Infrastructure	Reconstruction of Harbour - Th.Guraidhoo	retention	1,210,456	-	-	-	-
1163	Ministry of Health	Upgrading Health Centre - Th.Guraidhoo	new	2,293,835	-	-	-	-
1062	MOE / Atoll School Construction	School Building (6 Class, Counseling & Health) - Th.Aolli	pre-tendering	450,000	-	-	-	-
1224	Ministry of National Planning, Housing and Infrastructure	Road Construction - Th.Guraidhoo	pre-tendering	200,000	-	-	-	-
1224	Ministry of National Planning, Housing and Infrastructure	Prov.WaterSupply,Sani.&WasteMgmt-OFID-P2	ongoing	57,330	-	-	-	-
1229	Ministry of Environment, Climate Change and Technology	Maldives Clean Environment Project	ongoing	-	-	-	-	-
1229	Ministry of Environment, Climate Change and Technology	Preparing Outer Island For Sustainable Energy Devel - POISED	ongoing	-	-	-	-	-
1027	Maldives Police Service	Establishing Of Police Stations	new	-	-	-	-	-
Th.Gaadhifushi				1,585,461	-	-	4,215,655	4,215,655
1062	MOE / Atoll School Construction	School Building (10 Classroom) - Th.Gaadhifushi	ongoing	1,490,943	-	-	-	-
1224	Ministry of National Planning, Housing and Infrastructure	Water and Sewerage System- Th.Gaadhifushi	ongoing	-	-	-	1,981,206	1,981,206
1240	Ministry of Islamic Affairs	Installation Of Mosque Dome - Th.Gaadhifushi	ongoing	19,518	-	-	-	-
1215	Ministry of Youth, Sports & Community Empowerment	Devel. Of Childrens Park - Th.Gaadhifushi	new	75,000	-	-	-	-
1224	Ministry of National Planning, Housing and Infrastructure	Coastal Protection - Th.Gaadhifushi	pre-tendering	-	-	-	2,234,449	2,234,449
1229	Ministry of Environment, Climate Change and Technology	Estab. Water System (4 Islands) & Water Storage (25 Islands)	ongoing	-	-	-	-	-
1229	Ministry of Environment, Climate Change and Technology	Preparing Outer Island For Sustainable Energy Devel - POISED	ongoing	-	-	-	-	-
L.Ishoo				3,806,121	-	-	-	-
1062	MOE / Atoll School Construction	Multi Purpose Hall- L. Ishoo School	retention	382,000	-	-	-	-
1224	Ministry of National Planning, Housing and Infrastructure	Upgrading of Harbour - L.Ishoo	retention	1,773,700	-	-	-	-
1276	Local Government Authority	Const. of Council Office - L.Ishoo	retention	226,586	-	-	-	-
1240	Ministry of Islamic Affairs	Construction Of Mosque - L.Ishoo	tendering	1,223,835	-	-	-	-
1215	Ministry of Youth, Sports & Community Empowerment	Devel. Of Youth Centre - L.Ishoo	pre-tendering	200,000	-	-	-	-
1224	Ministry of National Planning, Housing and Infrastructure	Provision of Water Supply & Sewerage Project	ongoing	-	-	-	-	-
1229	Ministry of Environment, Climate Change and Technology	AREISE Project	ongoing	-	-	-	-	-
1027	Maldives Police Service	Establishing Of Police Stations	new	-	-	-	-	-
1229	Ministry of Environment, Climate Change and Technology	Building Climate Resilient Safer Islands	new	-	-	-	-	-

BA	Island	Office	Project Name	Status	Domestic	Loan	Grant	Trust Fund	Total
<b>L Dhanbaidhoo</b>									
1215	Ministry of Youth, Sports & Community Empowerment	Develop. Of Outdoor Gym - L. Dhanbaidhoo	retention	5,487,286	-	-	-	-	-
1215	Ministry of Youth, Sports & Community Empowerment	Estab. Of Futsal Ground - L. Dhanbaidhoo	new	15,000	-	-	-	-	-
1276	Local Government Authority	Construction Of Council Office- L. Dhanbaidhoo	new	195,000	-	-	-	-	-
1224	Ministry of National Planning, Housing and Infrastructure	Estab. Water System- L. Dhanbaidhoo	awarded	719,738	-	-	-	-	-
1215	Ministry of Youth, Sports & Community Empowerment	Develop. Of Youth Centre - L. Dhanbaidhoo	pre-tendering	3,976,298	-	-	-	-	-
1229	Ministry of Environment, Climate Change and Technology	AREISE Project	on-going	581,250	-	-	-	-	-
1229	Ministry of Environment, Climate Change and Technology	Maldives Clean Environment Project	on-going	-	-	-	-	-	-
1229	Ministry of Environment, Climate Change and Technology	Estab. Syst. For Bio-Treatment Of Orgnc. Waste Zones 4 & 5	new	-	-	-	-	-	-
<b>L Maabaidhoo</b>									
1224	Ministry of National Planning, Housing and Infrastructure	Coastal Protection - L. Maabaidhoo	new	3,304,504	-	-	-	-	-
1215	Ministry of Youth, Sports & Community Empowerment	Estab. Of Surf Track- L. Maabaidhoo	pre-tendering	2,584,504	-	-	-	-	-
1233	Ministry of Fisheries, Marine Resources and Agriculture	Estab. Ice Plant - L. Maabaidhoo	pre-tendering	60,000	-	-	-	-	-
1224	Ministry of National Planning, Housing and Infrastructure	Provision of Water Supply & Sewerage Project	on-going	660,000	-	-	-	-	-
1229	Ministry of Environment, Climate Change and Technology	AREISE Project	on-going	-	-	-	-	-	-
<b>L Kalaidhoo</b>									
1215	Ministry of Youth, Sports & Community Empowerment	Develop. Of Outdoor Gym - L. Kalaidhoo	on-going	9,299,245	-	-	-	-	-
1215	Ministry of Youth, Sports & Community Empowerment	Develop. Of Youth Centre - L. Kalaidhoo	on-going	8,364	-	-	-	-	-
1240	Ministry of Islamic Affairs	Construction Of Mosque - L. Kalaidhoo	on-going	23,947	-	-	-	-	-
1058	Ministry of Education	Const. of 3 Classroom & Science Lab - L. Kalaidhoo	new	671,283	-	-	-	-	-
1224	Ministry of National Planning, Housing and Infrastructure	Harbor Construction - L. Kalaidhoo	new	600,000	-	-	-	-	-
1276	Local Government Authority	Construction Of Council Office- L. Kalaidhoo	new	6,054,001	-	-	-	-	-
1224	Ministry of National Planning, Housing and Infrastructure	Estb. Causeway- L. Kalaidhoo/ L. Dhanbaidhoo	pre-tendering	846,750	-	-	-	-	-
1224	Ministry of National Planning, Housing and Infrastructure	Provision of Water Supply & Sewerage Project	on-going	1,095,000	-	-	-	-	-
1229	Ministry of Environment, Climate Change and Technology	AREISE Project	on-going	-	-	-	-	-	-
<b>L Mundoo</b>									
1224	Ministry of National Planning, Housing and Infrastructure	Estab. Water & Sewerage System - L. Mundoo	on-going	11,317,024	-	-	-	-	-
1215	Ministry of Youth, Sports & Community Empowerment	Estab. Lighting & Rostrum at Football Ground - LH Hinnaaru	new	4,953,884	-	-	-	-	-
1215	Ministry of Youth, Sports & Community Empowerment	Develop. Of Childrens Park- L. Mundoo	tendering	125,000	-	-	-	-	-
1224	Ministry of National Planning, Housing and Infrastructure	Developing Harbour - L. Mundoo	pre-tendering	45,000	-	-	-	-	-
				6,193,140	-	-	-	-	-

BA	Island	Office	Project Name	Status	Domestic	Loan	Grant	Trust Fund	Total
L Gan					27,601,710	63,692,307	-	245,017	245,017
1027	Maldives	Police Service	Finishing of Police Accommodation - L Gan	on-going	2,160,781	-	-	-	-
1224	Ministry of National Planning, Housing and Infrastructure		Upgrading Harbour - L Gan	on-going	4,264,261	-	-	-	-
1215	Ministry of Youth, Sports & Community Empowerment		Upgrading Zone Stadium - L Gan	retention	212,000	-	-	-	-
1240	Ministry of Islamic Affairs		Const. of Mosque Mahimaradhoo, L Gan	retention	-	-	-	245,017	245,017
1058	Ministry of Education		Const. of Multi Purpose Hall - L Gan	new	900,000	-	-	-	-
1172	Gan Regional Hospital		Estab. Mental Service Unit - L Gan	new	1,000,000	-	-	-	-
1172	Gan Regional Hospital		Extension of Water Storage - L Gan	new	30,000	-	-	-	-
1172	Gan Regional Hospital		Estab. Medical Store Cold Storeroom - L Gan	new	330,000	-	-	-	-
1172	Gan Regional Hospital		Estab. Medical Store Warehouse - L Gan	new	270,000	-	-	-	-
1172	Gan Regional Hospital		Estab. Of PCR Lab - L Gan	new	467,768	-	-	-	-
1215	Ministry of Youth, Sports & Community Empowerment		Estab. Of Futsal Ground - L Gan	new	195,000	-	-	-	-
1215	Ministry of Youth, Sports & Community Empowerment		Estab. Of Indoor Complex for New Settlement - L Gan	new	1,350,000	-	-	-	-
1224	Ministry of National Planning, Housing and Infrastructure		Upgrading Sewerage System at New Settlement- L Gan	new	3,450,000	-	-	-	-
1224	Ministry of National Planning, Housing and Infrastructure		Coastal Protection - L Gan	new	2,584,504	-	-	-	-
1240	Ministry of Islamic Affairs		Const. of Mosque in New Settlement - L Gan	new	1,050,000	-	-	-	-
1062	MOE / Atoll School Construction		Ihaldhoo School 6 Class & Mukunmagu School Office	tendering	900,000	-	-	-	-
1130	Maldives National University		Estab. A Tourism Training Facility - L Atoll	pre-tendering	500,000	-	-	-	-
1163	Ministry of Health		Dev. of New Tertiary Hospital - L Gan	pre-tendering	-	18,197,802	-	-	-
1224	Ministry of National Planning, Housing and Infrastructure		Const. of Cancer Hospital - L Gan	pre-tendering	7,737,396	45,494,505	-	-	-
1224	Ministry of National Planning, Housing and Infrastructure		Road Construction- L Gan	pre-tendering	200,000	-	-	-	-
1224	Ministry of National Planning, Housing and Infrastructure		Provision of Water Supply & Sewerage Project	on-going	-	-	-	-	-
1224	Ministry of National Planning, Housing and Infrastructure		Prov WaterSupply,Sani.&WasteMgmt-OFDP-P2	on-going	-	-	-	-	-
1229	Ministry of Environment, Climate Change and Technology		AREISE Project	on-going	-	-	-	-	-
1229	Ministry of Environment, Climate Change and Technology		Maldives Clean Environment Project	on-going	-	-	-	-	-
1027	Maldives Police Service		Establishing Of Police Stations	new	-	-	-	-	-
1229	Ministry of Environment, Climate Change and Technology		Building Climate Resilient Safer Islands	new	-	-	-	-	-
1229	Ministry of Environment, Climate Change and Technology		Estab. Syst. For Bio-Treatment Of Orgnnc. Waste Zones 4 & 5	new	-	-	-	-	-
L Fonadhoo					15,607,397	-	-	1,249,137	1,249,137
1062	MOE / Atoll School Construction		School Building (12 Classroom) - L Fonadhoo	on-going	2,647,669	-	-	-	-
1229	Ministry of Environment, Climate Change and Technology		Estab. Of Regnll Lab for Water Quality Testing - L Fonadhoo	on-going	-	-	-	1,249,137	1,249,137



BA	Island	Office	Project Name	Status	Domestic	Loan	Grant	Trust Fund	Total
1224		Ministry of National Planning, Housing and Infrastructure	Road Construction - L. Fonadhoo	retention	2,200,786	-	-	-	-
1240		Ministry of Islamic Affairs	Contuction of Mosque - L. Fonadhoo	retention	146,752	-	-	-	-
1224		Ministry of National Planning, Housing and Infrastructure	Const. Of Office Complex - L.Fonadhoo	new	200,000	-	-	-	-
1224		Ministry of National Planning, Housing and Infrastructure	Road Construction (Phase2) - L. Fonadhoo	awarded	8,099,690	-	-	-	-
1215		Ministry of Youth, Sports & Community Empowerment	Dev. Of Volley Court- L. Fonadhoo	tendering	195,000	-	-	-	-
1215		Ministry of Youth, Sports & Community Empowerment	Devel. Of Football Ground - L.Fonadhoo	tendering	750,000	-	-	-	-
1014		National Disaster Management Authority	Estab. of State of Art Regional Emergency Operation Centre	pre-tendering	200,000	-	-	-	-
1016		Ministry of Home Affairs	Estab. Of Juvenile Justice Unit - L. Fonadhoo	pre-tendering	967,500	-	-	-	-
1027		Maldives Police Service	Const. of Police Station Building - L. Fonadhoo	pre-tendering	200,000	-	-	-	-
1229		Ministry of Environment, Climate Change and Tehnology	AREISE Project	on-going	-	-	-	-	-
1229		Ministry of Environment, Climate Change and Tehnology	Maldives Clean Environment Project	on-going	-	-	-	-	-
1229		Ministry of Environment, Climate Change and Tehnology	Building Climate Resilient Safer Islands	new	-	-	-	-	-
Lh. Maamendhoo					10,222,432	-	-	-	-
1215		Ministry of Youth, Sports & Community Empowerment	Devel. Of Football Ground - L.Maamendhoo	on-going	798,142	-	-	-	-
1163		Ministry of Health	Upgrading Health Centre (Laboratory)- L. Maamendhoo	retention	168,990	-	-	-	-
1224		Ministry of National Planning, Housing and Infrastructure	Coastal Protection - L. Maamendhoo	new	2,584,504	-	-	-	-
1224		Ministry of National Planning, Housing and Infrastructure	Upgrading Harbour - L. Maamendhoo	pre-tendering	6,670,796	-	-	-	-
1224		Ministry of National Planning, Housing and Infrastructure	Provision of Water Supply & Sewerage Project	on-going	-	-	-	-	-
1229		Ministry of Environment, Climate Change and Tehnology	AREISE Project	on-going	-	-	-	-	-
1229		Ministry of Environment, Climate Change and Tehnology	Maldives Clean Environment Project	on-going	-	-	-	-	-
1233		Ministry of Fisheries, Marine Resources and Agriculture	Fisheries Sector Development Project	on-going	-	-	-	-	-
1027		Maldives Police Service	Establishing Of Police Stations	new	-	-	-	-	-
1229		Ministry of Environment, Climate Change and Tehnology	Building Climate Resilient Safer Islands	new	-	-	-	-	-
L. Maarah					10,188,496	-	-	2,447,040	2,447,040
1062		MOE / Atoll School Construction	School Building (9 Classroom)- L. Maarah	on-going	2,523,734	-	-	-	-
1224		Ministry of National Planning, Housing and Infrastructure	Estab. Water System - L. Maarah	on-going	-	-	-	1,387,007	1,387,007
1224		Ministry of National Planning, Housing and Infrastructure	Land Reclamation- L. Maarah	on-going	5,592,938	-	-	-	-
1062		MOE / Atoll School Construction	School Building (5 Class & Multi P Hall)- L. Maarah	retention	701,884	-	-	-	-
1224		Ministry of National Planning, Housing and Infrastructure	L. Maarah Sewerage Sytem	retention	-	-	-	1,060,033	1,060,033

BA	Island	Office	Project Name	Status	Domestic	Loan	Grant	Trust Fund	Total
1224	Ministry of National Planning, Housing and Infrastructure		Construction of Breakwater - L. Maavah	retention	1,369,940	-	-	-	-
1229	Ministry of Environment, Climate Change and Technology		AREISE Project	on-going	-	-	-	-	-
1027	Maldives Police Service		Establishing Of Police Stations	new	-	-	-	-	-
L.Hithadhoo					9,415,823	-	-	-	-
1062	Ministry of Education		School 2 Storey Building (4 Class) - L.Hithadhoo	on-going	1,098,756	-	-	-	-
1215	Ministry of Youth, Sports & Community Empowerment		Estab. Of Handball Court - L.Hithadhoo	new	67,500	-	-	-	-
1224	Ministry of National Planning, Housing and Infrastructure		Water and Sewerage System - L.Hithadhoo	tendering	7,154,567	-	-	-	-
1224	Ministry of National Planning, Housing and Infrastructure		Estab. Causeway - L.Hithadhoo/L.Mendhoo	pre-tendering	1,095,000	-	-	-	-
1229	Ministry of Environment, Climate Change and Technology		AREISE Project	on-going	-	-	-	-	-
1163	Ministry of Health		Construction Of Portico And Garage For Health Centres	new	-	-	-	-	-
L.Kunahandhoo					6,956,626	-	-	-	-
1215	Ministry of Youth, Sports & Community Empowerment		Estab. Of Futsal Ground - L.Kunahandhoo	new	195,000	-	-	-	-
1062	Ministry of Education		Construction Of 4 School Classroom - L.Kunahandhoo	tendering	825,000	-	-	-	-
1224	Ministry of National Planning, Housing and Infrastructure		Water and Sewerage System - L.Kunahandhoo	tendering	5,736,626	-	-	-	-
1062	Ministry of Education		School Building (3 Classroom) - L.Kunahandhoo	pre-tendering	200,000	-	-	-	-
1229	Ministry of Environment, Climate Change and Technology		AREISE Project	on-going	-	-	-	-	-
GA.Kolamaafushi					46,13,671	-	-	-	-
1224	Ministry of National Planning, Housing and Infrastructure		Land Reclamation - GA.Kolamaafushi	on-going	3,430,373	-	-	-	-
1240	Ministry of Islamic Affairs		Repairing Mosque - GA.Kolamaafushi	retention	20,000	-	-	-	-
1215	Ministry of Youth, Sports & Community Empowerment		Dev. Of Volley Court - GA.Kolamaafushi	tendering	195,000	-	-	-	-
1062	Ministry of Education		School Building (Multi Pupp. Hall) - GA.Aolli	pre-tendering	900,000	-	-	-	-
1224	Ministry of National Planning, Housing and Infrastructure		Road Construction - GA.Kolamaafushi	pre-tendering	68,298	-	-	-	-
1224	Ministry of National Planning, Housing and Infrastructure		Outer Island Harbour, Water Supply & Sewerage - OFD Phase 3	on-going	-	-	-	-	-
1229	Ministry of Environment, Climate Change and Technology		Estab. Regional Waste Management System - Huravdhoo Atoll	on-going	-	-	-	-	-
1027	Maldives Police Service		Establishing Of Police Stations	new	-	-	-	-	-
GA.Villingili					36,900,866	-	-	-	-
1215	Ministry of Youth, Sports & Community Empowerment		Devel. Of Football Ground - GA.Villingili	on-going	1,032,030	-	-	-	-
1224	Ministry of National Planning, Housing and Infrastructure		Harbor Project Ph 3 - GA.Villingili	on-going	6,118,363	-	-	-	-
1224	Ministry of National Planning, Housing and Infrastructure		Estab. Sewerage System for New Settlement - GA.Villingili	on-going	10,017,885	-	-	-	-
1224	Ministry of National Planning, Housing and Infrastructure		Harbor Project Ph 2 - GA.Villingili	retention	575,353	-	-	-	-
1163	Ministry of Health		GA.Atoll Hospital New Building - GA.Villingili	new	17,567,235	-	-	-	-

BA	Island	Office	Project Name	Status	Domestic	Loan	Grant	Trust Fund	Total
1224		Ministry of National Planning, Housing and Infrastructure	Bridge Const. Study GA Villigili Kooddoo	new	450,000	-	-	-	-
1215		Ministry of Youth, Sports & Community Empowerment	Dev. Of Volley Court - GA. Villigili	tendering	195,000	-	-	-	-
1215		Ministry of Youth, Sports & Community Empowerment	Swimming Track - GA.Villingili	pre-tendering	350,000	-	-	-	-
1224		Ministry of National Planning, Housing and Infrastructure	Dev. Roads Ph 2 - GA Villingili	pre-tendering	675,000	-	-	-	-
1013		Maldives National Defense Force	Radar System Projects	on-going	-	-	-	-	-
1224		Ministry of National Planning, Housing and Infrastructure	Development of 1500 Housing Units - PH2	on-going	-	-	-	-	-
1224		Ministry of National Planning, Housing and Infrastructure	Prov.WaterSupply,Snn.&WasteMgmt-OFID-P2	on-going	-	-	-	-	-
1229		Ministry of Environment, Climate Change and Technology	Estab. Regional Waste Management System - Hurvadhoo Atoll	on-going	-	-	-	-	-
1229		Ministry of Environment, Climate Change and Technology	AREISE Project	on-going	-	-	-	-	-
1229		Ministry of Environment, Climate Change and Technology	Preparing Outer Island For Sustainable Energy Devel - POISED	on-going	-	-	-	-	-
1027		Maldives Police Service	Establishing Of Police Stations	new	-	-	-	-	-
1229		Ministry of Environment, Climate Change and Technology	Small Scale Waste to Energy Project - Phase 2	new	-	-	-	-	-
1224		Ministry of National Planning, Housing and Infrastructure	Installing Street Lights in Road Devel. Islands	pre-tendering	-	-	-	-	-
<b>GA.Maamendhoo</b>					<b>2,646,233</b>	-	-	<b>3,327,876</b>	<b>3,327,876</b>
1224		Ministry of National Planning, Housing and Infrastructure	GA. Maamendhoo Sewerage Sytem	on-going	-	-	-	3,327,876	3,327,876
1163		Ministry of Health	Upgrading Health Centre - GA. Maamendhoo	retention	158,126	-	-	-	-
1224		Ministry of National Planning, Housing and Infrastructure	Breakwater project - GA. Maamendhoo	retention	1,603,107	-	-	-	-
1163		Ministry of Health	Upgrading Health Centre (Laboratory) - GA. Maamendhoo	new	210,000	-	-	-	-
1215		Ministry of Youth, Sports & Community Empowerment	Upgrading Of Youth Centre - GA. Maamendhoo	pre-tendering	675,000	-	-	-	-
1224		Ministry of National Planning, Housing and Infrastructure	Provision of Water Supply & Sewerage Project	on-going	-	-	-	-	-
1229		Ministry of Environment, Climate Change and Technology	Estab. Water System (4 islands) & Water Storage (25 Islands)	on-going	-	-	-	-	-
<b>GA.Nilandhoo</b>					<b>836,755</b>	-	-	<b>3,537,533</b>	<b>3,537,533</b>
1163		Ministry of Health	Upgrading Health Centre (Laboratory) - GA. Nilandhoo	on-going	334,573	-	-	-	-
1224		Ministry of National Planning, Housing and Infrastructure	Water and Sewerage System - GA. Nilandhoo	on-going	-	-	-	3,537,533	3,537,533
1062		MOE / Atoll School Construction	Construction of 04 class room - Ga. Nilandhoo	retention	162,305	-	-	-	-
1163		Ministry of Health	Health Centre Building - GA. Nilandhoo	retention	144,877	-	-	-	-
1215		Ministry of Youth, Sports & Community Empowerment	Dev. Of Volley Court - GA. Nilandhoo	tendering	195,000	-	-	-	-
1229		Ministry of Environment, Climate Change and Technology	Estab. Water System (4 Islands) & Water Storage (25 Islands)	on-going	-	-	-	-	-
1229		Ministry of Environment, Climate Change and Technology	Estab. Regional Waste Management System - Hurvadhoo Atoll	on-going	-	-	-	-	-

BA	Island	Office	Project Name	Status	Domestic	Loan	Grant	Trust Fund	Total
<b>GA.Dhaandhoo</b>									
					<b>18,716,146</b>	-	-	-	-
1215		Ministry of Youth, Sports & Community Empowerment	Devel. Of Badminton Court - GA.Dhaandhoo	on-going	278,811	-	-	-	-
1215		Ministry of Youth, Sports & Community Empowerment	Estab. Of Outdoor Gym - GA.Dhaandhoo	on-going	4,285	-	-	-	-
1215		Ministry of Youth, Sports & Community Empowerment	Devel. Of Football Ground - GA.Dhaandhoo	on-going	1,307,020	-	-	-	-
1224		Ministry of National Planning, Housing and Infrastructure	Land Reclamation - GA.Dhaandhoo	on-going	10,424,505	-	-	-	-
1215		Ministry of Youth, Sports & Community Empowerment	Repairing Futsal Ground Boundary Wall & Fence - GA.Dhaandhoo	new	75,000	-	-	-	-
1215		Ministry of Youth, Sports & Community Empowerment	Dev. Of Volley Court - GA.Dhaandhoo	tendering	195,000	-	-	-	-
1224		Ministry of National Planning, Housing and Infrastructure	Extension of Harbour - GA.Dhaandhoo	pre-tendering	6,431,525	-	-	-	-
1224		Ministry of National Planning, Housing and Infrastructure	Provision of Water Supply & Sewerage Project	on-going	-	-	-	-	-
1224		Ministry of National Planning, Housing and Infrastructure	Micro grid desalination Plant	on-going	-	-	-	-	-
1229		Ministry of Environment, Climate Change and Technology	Estab. Regional Waste Management System - Huradhu Atoll	on-going	-	-	-	-	-
1027		Maldives Police Service	Establishing Of Police Stations	new	-	-	-	-	-
<b>GA.Dheevadhoo</b>									
					<b>8,157,534</b>	-	-	<b>802,994</b>	<b>802,994</b>
1215		Ministry of Youth, Sports & Community Empowerment	Devel. Of Football Ground - GA.Dheevadhoo	on-going	1,294,124	-	-	-	-
1062		MOE / Atoll School Construction	Sulten Mohamed School 2 Storey Building - GA.Dheevadhoo	retention	184,390	-	-	-	-
1224		Ministry of National Planning, Housing and Infrastructure	Water and Sewerage System - GA.Dheevadhoo	awarded	5,705,235	-	-	-	-
1163		Ministry of Health	Health Centre Extension - GA.Dheevadhoo	pre-tendering	973,785	-	-	-	-
1224		Ministry of National Planning, Housing and Infrastructure	Coastal Protection - GA.Dheevadhoo	pre-tendering	-	-	-	802,994	802,994
<b>GA.Konday</b>									
					<b>6,638,932</b>	-	-	-	-
1224		Ministry of National Planning, Housing and Infrastructure	Estab. Water & Sewerage System - GA.Konday	on-going	5,013,390	-	-	-	-
1276		Local Government Authority	Const. of Council Office - GA.Konday	retention	224,624	-	-	-	-
1058		Ministry of Education	Const. of 4 Classroom - GA.Konday	new	450,000	-	-	-	-
1240		Ministry of Islamic Affairs	Construction Of Mosque - GA.Konday	awarded	1,150,918	-	-	-	-
1229		Ministry of Environment, Climate Change and Technology	Estab. Water System (4 Islands) & Water Storage (25 Islands)	on-going	-	-	-	-	-
1229		Ministry of Environment, Climate Change and Technology	Estab. Regional Waste Management System - Huradhu Atoll	on-going	-	-	-	-	-
<b>GA.Gemanafushi</b>									
					<b>42,02,136</b>	-	-	<b>3,482,165</b>	<b>3,482,165</b>
1224		Ministry of National Planning, Housing and Infrastructure	GA. Gemanafushi Sewerage System	on-going	-	-	-	3,482,165	2,482,165
1062		MOE / Atoll School Construction	Const. of 10 Classroom - GA.Gemanafushi	retention	518,348	-	-	-	-
1163		Ministry of Health	Health Centre Extension - GA.Gemanafushi	new	551,370	-	-	-	-
1215		Ministry of Youth, Sports & Community Empowerment	Est. of Youth Centre - GA.Gemanafushi	new	682,418	-	-	-	-
1224		Ministry of National Planning, Housing and Infrastructure	Upgrading Breakwater - GA.Gemanafushi	new	2,250,000	-	-	-	-

BA	Island	Office	Project Name	Status	Domestic	Loan	Grant	Trust Fund	Total
1224		Ministry of National Planning, Housing and Infrastructure	Road Construction - GA Gemanafushi	pre-tendering	200,000	-	-	-	-
1224		Ministry of National Planning, Housing and Infrastructure	Coastal Protection - GA Gemanafushi	pre-tendering	-	-	-	1,000,000	1,000,000
1224		Ministry of National Planning, Housing and Infrastructure	Provision of Water Supply & Sewerage Project	ongoing	-	-	-	-	-
1027		Maldives Police Service	Establishing Of Police Stations	new	-	-	-	-	-
<b>GA, Kanduhulhudhoo</b>					<b>1,894,571</b>	-	-	<b>6,934,056</b>	<b>6,934,056</b>
1062		MOE / Atoll School Construction	School Building (Multi Purp. Hall) - GA, Kanduhulhudhoo	ongoing	1,710,286	-	-	-	-
1215		Ministry of Youth, Sports & Community Empowerment	Devel. Of Outdoor Gym - GA, Kanduhulhudhoo	ongoing	4,285	-	-	-	-
1224		Ministry of National Planning, Housing and Infrastructure	Water and Sewerage System- Kanduhulhudoo	ongoing	-	-	-	6,934,056	6,934,056
1215		Ministry of Youth, Sports & Community Empowerment	Estab. Of Indoor Volley Court - Ga, Kanduhulhudhoo	new	180,000	-	-	-	-
<b>GDh, Madaveli</b>					<b>9,453,983</b>	-	-	<b>3,563,081</b>	<b>3,563,081</b>
1224		Ministry of National Planning, Housing and Infrastructure	Land Reclamation & Causeway Upgrade - GDh, Madaveli	ongoing	8,364,314	-	-	-	-
1224		Ministry of National Planning, Housing and Infrastructure	GDh, Madaveli Sewerage Sytem	ongoing	-	-	-	3,563,081	3,563,081
1163		Ministry of Health	Upgr. Health Centre & Lab - GDh, Madaveli	retention	309,669	-	-	-	-
1233		Ministry of Fisheries, Marine Resources and Agriculture	Estab. Ice Plant- GDh, Madaveli	new	780,000	-	-	-	-
1224		Ministry of National Planning, Housing and Infrastructure	Development of 1500 Housing Units - PH2	ongoing	-	-	-	-	-
1224		Ministry of National Planning, Housing and Infrastructure	Provision of Water Supply & Sewerage Project	ongoing	-	-	-	-	-
1027		Maldives Police Service	Establishing Of Police Stations	new	-	-	-	-	-
<b>GDh, Hoandehdhoo</b>					<b>2,323,035</b>	-	-	-	-
1215		Ministry of Youth, Sports & Community Empowerment	Devel. Of Outdoor Gym- GDh, Hoandehdhoo	ongoing	4,285	-	-	-	-
1224		Ministry of National Planning, Housing and Infrastructure	Development Of Slipway - G.dh, Hoandehdhoo	new	200,000	-	-	-	-
1276		Local Government Authority	Construction Of Council Office - GDh, Hoandehdhoo	new	693,750	-	-	-	-
1215		Ministry of Youth, Sports & Community Empowerment	Devel. Of Youth Centre - GDh, Hoandehdhoo	awarded	675,000	-	-	-	-
1062		MOE / Atoll School Construction	School 2 Classroom, Lab and ICT Building - GDh, Hoandehdhoo	pre-tendering	750,000	-	-	-	-
1224		Ministry of National Planning, Housing and Infrastructure	Development of 1500 Housing Units - PH2	ongoing	-	-	-	-	-
1224		Ministry of National Planning, Housing and Infrastructure	Provision of Water Supply & Sewerage Project	ongoing	-	-	-	-	-
1224		Ministry of National Planning, Housing and Infrastructure	Outer Island Harbour, Water Supply & Sewerage - OFID Phase 3	ongoing	-	-	-	-	-
1229		Ministry of Environment, Climate Change and Technology	Estab. Water System (4 Islands) & Water Storage (25 Islands)	ongoing	-	-	-	-	-
1229		Ministry of Environment, Climate Change and Technology	Estab. Regional Waste Management System - Huvadhu Atoll	ongoing	-	-	-	-	-
<b>GDH, Nadella</b>					<b>839,359</b>	-	-	<b>7,307,833</b>	<b>7,307,833</b>
1215		Ministry of Youth, Sports & Community Empowerment	Devel. Of Youth Centre - GDh, Nadella	ongoing	501,859	-	-	-	-
1058		Ministry of Education	Const. of 02 Classroom & Staffroom - GDh, Nadella	new	337,500	-	-	-	-

BA	Island	Office	Project Name	Status	Domestic	Loan	Grant	Trust Fund	Total
1224	Ministry of National Planning, Housing and Infrastructure		Coastal Protection - GDh. Nadella	new	-	-	-	2,202,609	2,202,609
1224	Ministry of National Planning, Housing and Infrastructure		Water and Sewerage Network - GDh. Madellaa	pre-tendering	-	-	-	5,105,224	5,105,224
1229	Ministry of Environment, Climate Change and Technology		Estab. Water System (4 Islands) & Water Storage (25 Islands)	on-going	-	-	-	-	-
1163	Ministry of Health		Construction Of Porico And Garage For Health Centres	new	-	-	-	-	-
GDh. Rathafandhoo					5,607,249	-	-	1,352,988	1,352,988
1224	Ministry of National Planning, Housing and Infrastructure		Estab. Water & Sewerage System - GDh. Rathafandhoo	on-going	4,227,249	-	-	-	-
1224	Ministry of National Planning, Housing and Infrastructure		Coastal Protection - GDh. Rathafandhoo	on-going	-	-	-	1,352,988	1,352,988
1058	Ministry of Education		Const. of 6 Classroom - GDh. Rathafandhoo	new	750,000	-	-	-	-
1233	Ministry of Fisheries, Marine Resources and Agriculture		Estab. Ice Plant - GDh. Rathafandhoo	new	630,000	-	-	-	-
1229	Ministry of Environment, Climate Change and Technology		Estab. Water System (4 Islands) & Water Storage (25 Islands)	on-going	-	-	-	-	-
1229	Ministry of Environment, Climate Change and Technology		Estab. Regional Waste Management System - Huvadhoo Atoll	on-going	-	-	-	-	-
GDh. Fiyooare					2,265,466	-	-	-	-
1215	Ministry of Youth Sports & Community Empowerment		Dev. Of Social Centre - GDh. Fiyooare	on-going	501,859	-	-	-	-
1062	MOE/ Aboli School Construction		Const. of 6 classroom - GDh. Fiyooare	retention	306,817	-	-	-	-
1224	Ministry of National Planning, Housing and Infrastructure		Harbour Survey and Designing - GDh. Fiyooare	new	135,000	-	-	-	-
1233	Ministry of Fisheries, Marine Resources and Agriculture		Estab. Ice Plant - GDh. Fiyooare	new	630,000	-	-	-	-
1163	Ministry of Health		Health Centre Extension - GDh. Fiyooari	awarded	691,790	-	-	-	-
1224	Ministry of National Planning, Housing and Infrastructure		Outer Island Harbour, Water Supply & Sewerage - OFID Phase 3	on-going	-	-	-	-	-
1229	Ministry of Environment, Climate Change and Technology		Estab. Water System (4 Islands) & Water Storage (25 Islands)	on-going	-	-	-	-	-
GDh. Faresmaathoda					17,238,352	-	-	-	-
1224	Ministry of National Planning, Housing and Infrastructure		Developing Airport - Faresmaathoda	on-going	12,118,481	-	-	-	-
1058	Ministry of Education		School 05 Class Room & Multi Purpose Hall - GDh. Rathafandhoo	new	1,462,500	-	-	-	-
1224	Ministry of National Planning, Housing and Infrastructure		Development of Causeway - GDh. Faresmaathodaa	awarded	2,957,371	-	-	-	-
1215	Ministry of Youth, Sports & Community Empowerment		Devel. Of Youth Centre - GDh. Faresmaathoda	pre-tendering	200,000	-	-	-	-
1224	Ministry of National Planning, Housing and Infrastructure		Developing Harbour - GDh. Faresmaathoda	pre-tendering	200,000	-	-	-	-
1224	Ministry of National Planning, Housing and Infrastructure		Road Const. Airport to Harbor - Faresmaathoda	pre-tendering	300,000	-	-	-	-
1224	Ministry of National Planning, Housing and Infrastructure		Provision of Water Supply & Sewerage Project	on-going	-	-	-	-	-
1229	Ministry of Environment, Climate Change and Technology		Estab. Water System (4 Islands) & Water Storage (25 Islands)	on-going	-	-	-	-	-
1027	Maldives Police Service		Establishing Of Police Stations	new	-	-	-	-	-
1532	Ministry of Arts, Culture and Heritage		Estab. Of Site Museums & Maintenance of Cultural Sites	new	-	-	-	-	-

BA	Island	Office	Project Name	Status	Domestic	Loan	Grant	Trust Fund	Total
<b>GDH, Gaddhoo</b>									
1215	Ministry of Youth, Sports & Community Empowerment	Estab. Of Football Ground - GDH, Gaddhoo	ongoing	27,518,636	19,107,692	-	-	-	-
1224	Ministry of National Planning, Housing and Infrastructure	Road Construction - GDH, Gaddhoo	ongoing	822,491	-	-	-	-	-
1224	Ministry of National Planning, Housing and Infrastructure	Land Reclamation - GDH, Gaddhoo	new	11,604,495	-	-	-	-	-
1223	Ministry of Fisheries, Marine Resources and Agriculture	Estab. Ice Plant - GDH, Gaddhoo	new	7,800,000	-	-	-	-	-
1276	Local Government Authority	Construction Of Council Office - GDH, Gaddhoo	new	780,000	-	-	-	-	-
1062	MOE / Atoll School Construction	GDH, Gaddhoo School IMP Hall & Office bldg	tendering	540,000	-	-	-	-	-
1163	Ministry of Health	New Hospital Building - GDH, Gaddhoo	pre-tendering	1,425,000	-	19,107,692	-	-	-
1215	Ministry of Youth, Sports & Community Empowerment	Estab. Of Surf Track - GDH, Gaddhoo	pre-tendering	60,000	-	-	-	-	-
1224	Ministry of National Planning, Housing and Infrastructure	Developing New Entrance Channel - GDH, Gaddhoo	pre-tendering	4,486,650	-	-	-	-	-
1224	Ministry of National Planning, Housing and Infrastructure	Development of 1500 Housing Units - Ph2	ongoing	-	-	-	-	-	-
1027	Maldives Police Service	Establishing Of Police Stations	new	-	-	-	-	-	-
<b>GDH, Vaadhoo</b>									
1215	Ministry of Youth, Sports & Community Empowerment	Estab. Of Surf Track - GDH, Vaadhoo	ongoing	83,643	-	-	-	4,575,000	4,575,000
1264	Department of Judicial Administration	Construction Of Magistrate Court - GDH, Vaadhoo	ongoing	1,210,456	-	-	-	-	-
1058	Ministry of Education	Const. of School Admin Building - GDH, Vaadhoo	new	500,000	-	-	-	-	-
1276	Local Government Authority	Construction Of Council Office - GDH, Vaadhoo	new	1,350,000	-	-	-	-	-
1062	MOE / Atoll School Construction	School Building (4 Class & Multi Purp. Hall) - GDH, Vaadhoo	awarded	1,350,000	-	-	-	-	-
1224	Ministry of National Planning, Housing and Infrastructure	Developing Roads - GDH, Vaadhoo	pre-tendering	200,000	-	-	-	-	-
1229	Ministry of Environment, Climate Change and Technology	Estab. Waste Transfer Station - Huvaadhoo Atoll	pre-tendering	-	-	-	-	4,575,000	4,575,000
1224	Ministry of National Planning, Housing and Infrastructure	Outer Island Harbour, Water Supply & Sewerage - OFID Phase 3	ongoing	-	-	-	-	-	-
1027	Maldives Police Service	Establishing Of Police Stations	new	-	-	-	-	-	-
<b>GDH, Thinaadhoo</b>									
1215	Ministry of Youth, Sports & Community Empowerment	Estab. Of Outdoor Gym - GDH, Thinaadhoo	ongoing	35,580,885	36,125,237	-	-	11,957,161	11,957,161
1229	Ministry of Environment, Climate Change and Technology	Estab. Drainage System - GDH, Thinaadhoo	ongoing	4,285	-	-	-	-	-
1163	Ministry of Health	Tertiary Hospital - GDH, Thinaadhoo	retention	1,965,065	-	-	-	-	-
1215	Ministry of Youth, Sports & Community Empowerment	Sports Arena Indo Complex - GD, Thinaadhoo	retention	21,454	-	-	-	-	-
1215	Ministry of Youth, Sports & Community Empowerment	Devel. Of Football Ground - GDH, Thinaadhoo	retention	345,815	-	-	-	-	-
1224	Ministry of National Planning, Housing and Infrastructure	Ice Plant Jetty Construction - GDH, Thinaadhoo	retention	974,135	-	-	-	-	-
1058	Ministry of Education	Const. of Toilets - GDH, Thinaadhoo	new	475,000	-	-	-	-	-
1058	Ministry of Education	Const. of Sen Classroom - GDH, Thinaadhoo	new	200,000	-	-	-	-	-

BA	Island	Office	Project Name	Status	Domestic	Loan	Grant	Trust Fund	Total
1163	Ministry of Health		Regional Hospital New Building - GDh, Thinaadhoo	new	-	34,120,879	-	-	-
1215	Ministry of Youth, Sports & Community Empowerment		Estab. Of Synthetic Track - GDh, Thinaadhoo	new	-	2,004,358	-	-	-
1224	Ministry of National Planning, Housing and Infrastructure		Finishing of Islamic Centre - GDh, Thinaadhoo	new	720,000	-	-	-	-
1224	Ministry of National Planning, Housing and Infrastructure		Devel. Swimming Area - GDh, Thinaadhoo	new	450,000	-	-	-	-
1224	Ministry of National Planning, Housing and Infrastructure		Developing Roads - GDh, Thinaadhoo	awarded	11,820,131	-	-	-	-
1014	National Disaster Management Authority		Estab. of Reg. Emergency Oper. Centre - GDh, Thinaadhoo	pre-tendering	200,000	-	-	-	-
1027	Maldives Police Service		Construction of GDh Thinaadhoo Police Station	pre-tendering	6,000,000	-	-	-	-
1130	Maldives National University		MNU Campus (Extension) - GDh, Thinaadhoo	pre-tendering	200,000	-	-	-	-
1130	Maldives National University		MNU Campus (Student Accomodation Block) - GDh, Thinaadhoo	pre-tendering	200,000	-	-	-	-
1130	Maldives National University		MNU Campus (Staff Accomodation Block) - GDh, Thinaadhoo	pre-tendering	200,000	-	-	-	-
1215	Ministry of Youth, Sports & Community Empowerment		Upgrading Zone Stadium - GDh, Thinaadhoo	pre-tendering	105,000	-	-	-	-
1224	Ministry of National Planning, Housing and Infrastructure		Estab. Electricity, Water & Sewerage System - GDh, Thinaadhoo	pre-tendering	6,200,000	-	-	-	-
1224	Ministry of National Planning, Housing and Infrastructure		Devel. East Breakwater & Upgr. Old Jetty - GDh, Thinaadhoo	pre-tendering	-	-	-	4,575,000	4,575,000
1224	Ministry of National Planning, Housing and Infrastructure		Land Reclamation for Industrial Zone - GDh, Thinaadhoo	pre-tendering	5,500,000	-	-	-	-
1224	Ministry of National Planning, Housing and Infrastructure		Revetment Project - GDh, Thinaadhoo	pre-tendering	-	-	-	4,575,000	4,575,000
1229	Ministry of Environment, Climate Change and Technology		Estab. Of Waste Yard (Phase 2) - GDh, Thinaadhoo	pre-tendering	-	-	-	272,558	272,558
1224	Ministry of National Planning, Housing and Infrastructure		Development of 1500 Housing Units - Ph2	on-going	-	-	-	-	-
1229	Ministry of Environment, Climate Change and Technology		ARESE Project	on-going	-	-	-	-	-
1233	Ministry of Fisheries, Marine Resources and Agriculture		Fisheries Sector Development Project	on-going	-	-	-	-	-
1224	Ministry of National Planning, Housing and Infrastructure		Installing Street Lights in Road Devel   islands	pre-tendering	-	-	-	-	-
Fuvahmulah City					67,117,248	50,235,426	23,142,632	3,942,716	3,942,716
1062	MOE / Atoll School Construction		Moh. Jalaaludin School Building (16 Class & Comp. Lab)	on-going	3,349,334	-	-	-	-
1062	MOE / Atoll School Construction		Fuvamulak School Building (Multi Purp. Hall)	on-going	2,059,598	-	-	-	-
1215	Ministry of Youth, Sports & Community Empowerment		Devel. Of Football Ground - Fuvamulak Dhoodigan	on-going	1,458,335	-	-	-	-
1215	Ministry of Youth, Sports & Community Empowerment		Estab. Of Surf Track - Fuvahmulah City	on-going	83,643	-	-	-	-
1224	Ministry of National Planning, Housing and Infrastructure		Road Construction - Fuvahmulah City	on-going	27,881,047	-	-	-	-
1224	Ministry of National Planning, Housing and Infrastructure		Coastal Protection On Fuvamulak-OREO Pj	on-going	-	37,550,346	23,142,632	3,942,716	3,942,716
1240	Ministry of Islamic Affairs		Upgrading of Masjidul Hudha -Fuvahmulah	on-going	738,141	-	-	-	-
1062	MOE / Atoll School Construction		IJM School Building (Multi Purp. Hall) - Fuvamulak	retention	381,804	-	-	-	-
1224	Ministry of National Planning, Housing and Infrastructure		Fuvahmulah Flat area Landscape and fence	retention	958,893	-	-	-	-
1163	Ministry of Health		Hospital New Building - Fuvahmulah	new	-	10,680,722	-	-	-



BA	Island	Office	Project Name	Status	Domestic	Loan	Grant	Trust Fund	Total
1215	Ministry of Youth, Sports & Community Empowerment		Estab. Of Synthetic Track - Fuvamulak	new	-	2,004,358	-	-	-
1215	Ministry of Youth, Sports & Community Empowerment		Devel. Of Football Ground Stands - Fuvahmulah	new	525,000	-	-	-	-
1215	Ministry of Youth, Sports & Community Empowerment		Estab. Of Stadium - Fuvahmulah City	tendering	300,000	-	-	-	-
1215	Ministry of Youth, Sports & Community Empowerment		Devel of Dhiguvaelu Futsal Ground - Fuvahmulah	tendering	180,000	-	-	-	-
1215	Ministry of Youth, Sports & Community Empowerment		Dev. Of Volley Court - Fuvahmulah City	tendering	195,000	-	-	-	-
1215	Ministry of Youth, Sports & Community Empowerment		Development of Sports Infrastructure - Fuvamulak	tendering	54,000	-	-	-	-
1240	Ministry of Islamic Affairs		Construction Of Mosque - Fuvamulak Dhoodigan	tendering	1,072,714	-	-	-	-
1062	MOE / Atoll School Construction		Haliz Ahmed School 3 Storey Building (16 Classroom)	pre-tendering	2,400,000	-	-	-	-
1062	MOE / Atoll School Construction		School Building (12 Classroom) - Gn.Atoll	pre-tendering	1,350,000	-	-	-	-
1129	Ministry of Higher Education		Estab. Of State of Art TVET Institution - Fuvamulaku	pre-tendering	9,481,960	-	-	-	-
1130	Maldives National University		Estab. Of ICT Faculty Building - Fuvamulaku	pre-tendering	1,665,000	-	-	-	-
1215	Ministry of Youth, Sports & Community Empowerment		Devel. Of Football Ground - Fuvamulaku Hoathandu	pre-tendering	1,286,150	-	-	-	-
1215	Ministry of Youth, Sports & Community Empowerment		Dev. Of Skating Park - Fuvamulak City	pre-tendering	150,000	-	-	-	-
1215	Ministry of Youth, Sports & Community Empowerment		Dev. Indo Sports Complex-Fuvahmulah City	pre-tendering	3,000,000	-	-	-	-
1224	Ministry of National Planning, Housing and Infrastructure		Upgrading of Harbour - Fuvahmulah City	pre-tendering	7,914,513	-	-	-	-
1240	Ministry of Islamic Affairs		Estab. of Centre For Holy Quran-Fuvahmulah	pre-tendering	932,116	-	-	-	-
1013	Maldives National Defense Force		Radar System Projects	on-going	-	-	-	-	-
1224	Ministry of National Planning, Housing and Infrastructure		Development of 1500 Housing Units - Ph2	on-going	-	-	-	-	-
1229	Ministry of Environment, Climate Change and Technology		AREISE Project	on-going	-	-	-	-	-
1229	Ministry of Environment, Climate Change and Technology		Water Supply and Sewerage System in Fuvahmulah - Kuwaiti Fund	on-going	-	-	-	-	-
<b>S.Hulhudhoo</b>					<b>10,329,756</b>		<b>10,367,835</b>		
1204	Ministry of Tourism		Estab. Of Addu Tourism Zone - S.Hulhudhoo	on-going	-	-	2,918,391	-	-
1224	Ministry of National Planning, Housing and Infrastructure		Comm. Rehab. & Detox Centre-S.Hulhudhoo	on-going	-	-	7,449,444	-	-
1224	Ministry of National Planning, Housing and Infrastructure		Developing Harbour - S.Hulhudhoo	on-going	1,924,157	-	-	-	-
1233	Ministry of Fisheries, Marine Resources and Agriculture		Estab. Of Fish Factory - S.Hulhudhoo	on-going	2,311,339	-	-	-	-
1163	Ministry of Health		Upgrading Health Centre- S.Hulhudhoo	retention	292,523	-	-	-	-
1215	Ministry of Youth, Sports & Community Empowerment		Devel. Of Football Ground - S.Hulhudhoo	retention	303,028	-	-	-	-
1224	Ministry of National Planning, Housing and Infrastructure		Expansion of Harbour entrance channel - S. Hulhumeedhoo	retention	3,735,000	-	-	-	-
1215	Ministry of Youth, Sports & Community Empowerment		Devel. Of Futsal Ground with Futsal Grass -AA, Maalhos	new	841,209	-	-	-	-
1062	MOE / Atoll School Construction		School Building (5 Classroom) - S.Atoll	tendering	562,500	-	-	-	-
1224	Ministry of National Planning, Housing and Infrastructure		Estab. Visitors Centre & Public Toilets - S. Hulhudhoo	pre-tendering	360,000	-	-	-	-

BA	Island	Office	Project Name	Status	Domestic	Loan	Grant	Trust Fund	Total
1224	Ministry of National Planning, Housing and Infrastructure		Prov. WaterSupply, San. & Waste Mgmt OFDP2	on-going	-	-	-	-	-
1229	Ministry of Environment, Climate Change and Technology		AREISE Project	on-going	-	-	-	-	-
1224	Ministry of National Planning, Housing and Infrastructure		Developing Roads - S.Hulhuthoo & Meedhoo	retention	-	-	-	-	-
1224	Ministry of National Planning, Housing and Infrastructure		Maldives Urban Dev. & Resilience Project	on-going	-	-	-	-	-
<b>S.Feydhoo</b>					<b>9,236,623</b>	-	<b>2,918,391</b>	<b>1,164,030</b>	<b>1,164,030</b>
1204	Ministry of Tourism		Estab. Of Addu Tourism Zone - S.Feydhoo	on-going	-	-	2,918,391	-	-
1276	Local Government Authority		Leveling Mid. Lands - S.Feydhoo	on-going	670,049	-	-	-	-
1215	Ministry of Youth, Sports & Community Empowerment		Stadium (Football Ground & Track) - S.Feydhoo	retention	414,074	-	-	-	-
1229	Ministry of Environment, Climate Change and Technology		Estab. Drainage System - S.Feydhoo	retention	-	-	-	1,164,030	1,164,030
1215	Ministry of Youth, Sports & Community Empowerment		Estab. Of Netball Court - S.Feydhoo	new	75,000	-	-	-	-
1224	Ministry of National Planning, Housing and Infrastructure		Upgrading Harbour - S.Feydhoo	new	5,700,000	-	-	-	-
1510	Ministry of Gender, Family and Social Services		Estab. Elderly Home - S.Feydhoo	new	300,000	-	-	-	-
1215	Ministry of Youth, Sports & Community Empowerment		Dev. Of Volley Court - S.Feydhoo	tendering	195,000	-	-	-	-
1215	Ministry of Youth, Sports & Community Empowerment		Devel. Of Stadium - S.Feydhoo	tendering	570,000	-	-	-	-
1062	MOE / Atoll School Construction		School Bldg (2 Class, Health, Couns. & Godown) - S.Feydhoo	pre-tendering	562,500	-	-	-	-
1215	Ministry of Youth, Sports & Community Empowerment		Development Of Sports Complex - S.Feydhoo	pre-tendering	750,000	-	-	-	-
1224	Ministry of National Planning, Housing and Infrastructure		Developing Roads in 4 Islands - Addu City	on-going	-	-	-	-	-
1224	Ministry of National Planning, Housing and Infrastructure		Prov. WaterSupply, San. & Waste Mgmt OFDP2	on-going	-	-	-	-	-
1229	Ministry of Environment, Climate Change and Technology		AREISE Project	on-going	-	-	-	-	-
1224	Ministry of National Planning, Housing and Infrastructure		Maldives Urban Dev. & Resilience Project	on-going	-	-	-	-	-
<b>S.Maradhoo</b>					<b>5,396,765</b>	-	<b>2,918,391</b>	-	-
1204	Ministry of Tourism		Estab. Of Addu Tourism Zone - S.Maradhoo	on-going	-	-	2,918,391	-	-
1215	Ministry of Youth, Sports & Community Empowerment		Football Ground Turfing - S. Maradhoo	on-going	1,034,065	-	-	-	-
1276	Local Government Authority		Construction Of Fish Market - S.Maradhoo	on-going	586,292	-	-	-	-
1062	MOE / Atoll School Construction		S.Maradhoo School New Building - 12 room	retention	458,586	-	-	-	-
1058	Ministry of Education		Const. of School Science Lab - S. Maradhoo	new	1,000,000	-	-	-	-
1215	Ministry of Youth, Sports & Community Empowerment		Estab. Lighting at Football Ground - S. Maradhoo	new	345,000	-	-	-	-
1215	Ministry of Youth, Sports & Community Empowerment		Devel. Of Youth Centre - S. Maradhoo	tendering	675,000	-	-	-	-
1240	Ministry of Islamic Affairs		Construction Of Mosque - S. Maradhoo	tendering	1,297,822	-	-	-	-
1224	Ministry of National Planning, Housing and Infrastructure		Developing Roads in 4 Islands - Addu City	on-going	-	-	-	-	-
1224	Ministry of National Planning, Housing and Infrastructure		Prov. WaterSupply, San. & Waste Mgmt OFDP2	on-going	-	-	-	-	-

BA	Island	Office	Project Name	Status	Domestic	Loan	Grant	Trust Fund	Total
1229		Ministry of Environment, Climate Change and Technology	AREISE Project	on-going	-	-	-	-	-
1224		Ministry of National Planning, Housing and Infrastructure	Maldives Urban Dev. & Resilience Project	on-going	-	-	-	-	-
<b>S.Meedhoo</b>									
1204		Ministry of Tourism	Estab. Of Addu Tourism Zone - S.Meedhoo	on-going	4,099,945	-	2,918,391	163,459	163,459
1224		Ministry of National Planning, Housing and Infrastructure	Coastal Protection( Study)- S.Meedhoo	on-going	-	-	-	163,459	163,459
1224		Ministry of National Planning, Housing and Infrastructure	Upgr. Harbour and Revetment- S.Meedhoo	retention	1,810,912	-	-	-	-
1215		Ministry of Youth, Sports & Community Empowerment	Upgrading Of Futsal Ground- S.Meedhoo	tendering	180,000	-	-	-	-
1240		Ministry of Islamic Affairs	Construction Of Mosque- S.Meedhoo	tendering	1,267,824	-	-	-	-
1215		Ministry of Youth, Sports & Community Empowerment	Development of Youth Centre - S.Meedhoo	pre-tendering	841,209	-	-	-	-
1224		Ministry of National Planning, Housing and Infrastructure	Prov.WaterSupply,Snni &WasteMgmt-OFID-P2	on-going	-	-	-	-	-
1229		Ministry of Environment, Climate Change and Technology	AREISE Project	on-going	-	-	-	-	-
1224		Ministry of National Planning, Housing and Infrastructure	Developing Roads- S.Hulhuthoo & Meedhoo	retention	-	-	-	-	-
1229		Ministry of Environment, Climate Change and Technology	Building Climate Resilient Safer Islands	new	-	-	-	-	-
1532		Ministry of Arts, Culture and Heritage	Estab. Of Site Museums & Maintenance of Cultural Sites	new	-	-	-	-	-
1224		Ministry of National Planning, Housing and Infrastructure	Maldives Urban Dev. & Resilience Project	on-going	-	-	-	-	-
<b>S.MaradhooFeydhoo</b>									
1215		Ministry of Youth, Sports & Community Empowerment	Devel. Of Indoor Volley Court- S.MaradhooFeydhoo	on-going	334,573	-	-	-	-
1062		MOE / Atoll School Construction	Const. of 6 Classroom S.MaradhooFeydhoo	retention	419,752	-	-	-	-
1224		Ministry of National Planning, Housing and Infrastructure	Harbour Construction- S.MaradhooFeydhoo	retention	2,049,599	-	-	-	-
1215		Ministry of Youth, Sports & Community Empowerment	Estab. Of Swimming Track- S.Maradhoo Feydhoo	new	350,000	-	-	-	-
1532		Ministry of Arts, Culture and Heritage	Estab. Of South Arts & Cultural Centre- S.MaradhooFeydhoo	new	493,500	-	-	-	-
1062		MOE / Atoll School Construction	Irushadhiya School Building (12 Class, Lab & Office)	tendering	1,650,000	-	-	-	-
1224		Ministry of National Planning, Housing and Infrastructure	Developing Roads in 4 Islands - Addu City	on-going	-	-	-	-	-
1224		Ministry of National Planning, Housing and Infrastructure	Prov.WaterSupply,Snni &WasteMgmt-OFID-P2	on-going	-	-	-	-	-
1224		Ministry of National Planning, Housing and Infrastructure	Maldives Urban Dev. & Resilience Project	on-going	-	-	-	-	-
<b>S.Hulhumeedhoo</b>									
1013		Maldives National Defence Force	Construction of 2 Storey Fire Building- S.Hulhulmeedhoo	retention	454,105	-	-	-	-
1062		MOE / Atoll School Construction	Const. of 5 Classrooms - S.Hulhuthoo	retention	345,069	-	-	-	-
1229		Ministry of Environment, Climate Change and Technology	Protection of Pond Area - S.Hulhuthoo	awarded	-	-	-	2,323,125	2,323,125
1163		Ministry of Health	Health Centre New Building - S.Hulhumeedhoo	pre-tendering	1,038,750	-	-	-	-
1224		Ministry of National Planning, Housing and Infrastructure	Development of 1500 Housing Units - Ph2	on-going	-	-	-	-	-

BA	Island	Office	Project Name	Status	Domestic	Loan	Grant	Trust Fund	Total
<b>S.Hithadhoo</b>									
1062		MOE / Abol School Construction	Const. of 12 classroom block - Addu High	ongoing	36,984,946	2,004,358	2,918,391	5,843,627	5,843,627
1062		MOE / Abol School Construction	Sharafudin School 3 Storey Building (18 Class) - S.Hithadhoo	ongoing	1,746,754	-	-	-	-
1169		Addu Equatorial Hospital	Estab. Of Cath Lab, Pvt Rooms and Hyperbaric Chamber	ongoing	2,911,877	-	-	-	-
1204		Ministry of Tourism	Estab. Of Addu Tourism Zone - S.Hithadhoo	ongoing	3,352,936	-	-	-	-
1215		Ministry of Youth Sports & Community Empowerment	Devel. Of Football Ground - S.Hithadhoo	ongoing	-	-	2,918,391	-	-
1224		Ministry of National Planning, Housing and Infrastructure	Developing Quay Wall - S.Hithadhoo	ongoing	1,055,768	-	-	-	-
1510		Ministry Of Gender, Family and Social Services	Estab. Elderly Wellness Centre - S.Hithadhoo	ongoing	6,157,821	-	-	-	-
1027		Maldives Police Service	Construction of National Police Academy	ongoing	160,595	-	-	-	-
1169		Addu Equatorial Hospital	Estab. Of Medical Waste Management Centre	retention	617,657	-	-	-	-
1192		National Drug Agency	Southern Regional Drug Rehabilitation Centre	new	341,235	-	-	-	-
1215		Ministry of Youth Sports & Community Empowerment	Estab. Of Changing Room - S.Hithadhoo	new	1,905,000	-	-	-	-
1215		Ministry of Youth Sports & Community Empowerment	Estab. Of Kasaba Stadium Futsal Ground - S.Hithadhoo	new	100,000	-	-	-	-
1215		Ministry of Youth Sports & Community Empowerment	Estab. Of Synthetic Track - S.Hithadhoo	new	1,050,000	-	-	-	-
1224		Ministry of National Planning, Housing and Infrastructure	Water and Sewerage System at New Settlement - S.Hithadhoo	new	-	2,004,358	-	-	-
1240		Ministry of Islamic Affairs	Const. Of Islamic Centre - S.Hithadhoo	new	3,000,000	-	-	-	-
1014		National Disaster Management Authority	Estab. of Reg. Emergency Oper. Centre - S.Hithadhoo	pre-tendering	744,141	-	-	-	-
1027		Maldives Police Service	Construction of S.Hithadhoo Police Accommodation	pre-tendering	200,000	-	-	-	-
1029		Maldives Immigration	Construction of Immigration Office Building - S.Hithadhoo	pre-tendering	6,000,000	-	-	-	-
1062		MOE / Abol School Construction	Noraanees School 12 Classroom Building - S.Hithadhoo	pre-tendering	1,218,662	-	-	-	-
1062		MOE / Abol School Construction	School Building (12 Classroom) - S.Hithadhoo	pre-tendering	1,350,000	-	-	-	-
1130		Maldives National University	MNU Green House Building - S.Hithadhoo	pre-tendering	1,350,000	-	-	-	-
1224		Ministry of National Planning, Housing and Infrastructure	Coastal Protection - S. Hithadhoo	pre-tendering	200,000	-	-	-	-
1224		Ministry of National Planning, Housing and Infrastructure	Coastal Protection - S. Hithadhoo (Beyrumaith)	pre-tendering	-	-	-	3,341,018	3,341,018
1264		Department of Judicial Administration	Construction Of Court Complex Building - Addu City	pre-tendering	-	-	-	2,502,609	2,502,609
1224		Ministry of National Planning, Housing and Infrastructure	Development of 1500 Housing Units - P12	pre-tendering	3,622,500	-	-	-	-
1224		Ministry of National Planning, Housing and Infrastructure	Developing Roads in 4 Islands - Addu City	ongoing	-	-	-	-	-
1229		Ministry of Environment, Climate Change and Technology	AREISE Project	ongoing	-	-	-	-	-
1229		Ministry of Environment, Climate Change and Technology	Preparing Outer Island For Sustainable Energy Devel - POSED	ongoing	-	-	-	-	-
1224		Ministry of National Planning, Housing and Infrastructure	Maldives Urban Dev. & Resilience Project	ongoing	-	-	-	-	-

BA	Island	Office	Project Name	Status	Domestic	Loan	Grant	Trust Fund	Total
		<b>Addu City</b>			<b>42,216,432</b>	<b>224,915,024</b>	-	<b>16,897,354</b>	<b>16,897,354</b>
1008		Maldives Customs Service	Customs South Region Head Office	ongoing	7,867,774	-	-	-	-
1224		Ministry of National Planning, Housing and Infrastructure	Addu City Reclamation and Shore Protection	ongoing	6,691,451	109,186,812	-	-	-
1229		Ministry of Environment, Climate Change and Technology	Estab. Regional Waste Management Facility - Addu City	ongoing	-	-	-	16,897,354	16,897,354
1510		Ministry Of Gender, Family and Social Services	Estab.Amaan Hiya- Addu City	ongoing	160,595	-	-	-	-
1229		Ministry of Environment, Climate Change and Technology	Arena converting waste to energy	new	-	6,541,400	-	-	-
1224		Ministry of National Planning, Housing and Infrastructure	Addu City Road Development	awarded	9,000,000	109,186,812	-	-	-
1224		Ministry of National Planning, Housing and Infrastructure	Dev. Roads Ph.2 - Addu City	pre-tendering	200,000	-	-	-	-
1224		Ministry of National Planning, Housing and Infrastructure	Upgrading Water System - Addu City	pre-tendering	1,800,000	-	-	-	-
1224		Ministry of National Planning, Housing and Infrastructure	Developing Roads in 4 Islands - Addu City	ongoing	11,242,024	-	-	-	-
1224		Ministry of National Planning, Housing and Infrastructure	Developing Roads - S.Hulhudhoo & Meedhoo	retention	2,254,588	-	-	-	-
1224		Ministry of National Planning, Housing and Infrastructure	Water and Sewerage System at Tourism Development Zone	new	3,000,000	-	-	-	-
		<b>R.Vandhoo</b>			-	<b>2,371,083</b>	-	<b>291,391</b>	<b>291,391</b>
1229		Ministry of Environment, Climate Change and Technology	Small Scale Waste to Energy Project	ongoing	-	2,371,083	-	291,391	291,391
		<b>Lh.Maifaaifushi</b>			-	-	<b>2,356,046</b>	-	-
1013		Maldives National Defense Force	Lh.Maifaaifushi Composite Training Centre	ongoing	-	-	2,356,046	-	-
		<b>Hulhule'</b>			-	<b>560,757,256</b>	-	-	-
1272		Ministry of Finance	Velana International Airport Development (Terminal)	ongoing	-	560,757,256	-	-	-
		<b>K.Maanyafushi</b>			-	-	-	-	-
1233		Ministry of Fisheries, Marine Resources and Agriculture	Maldives Sustainable Fisheries Development Project	ongoing	-	-	-	-	-
		<b>K.Thilafushi</b>			-	<b>95,612,775</b>	<b>137,211,340</b>	<b>20,323,314</b>	<b>20,323,314</b>
1229		Ministry of Environment, Climate Change and Technology	Greater Male Environmental Improvement & Waste Management	ongoing	-	95,612,775	25,000,000	5,075,306	5,075,306
1229		Ministry of Environment, Climate Change and Technology	Greater Male Waste To Energy Project	new	-	-	112,211,340	15,248,088	15,248,088
1229		Ministry of Environment, Climate Change and Technology	Small Scale Waste to Energy Project - Phase 2	new	-	-	-	-	-
		<b>K.Gaakhiifahu</b>			<b>2,875,908</b>	<b>35,000,000</b>	-	-	-
1224		Ministry of National Planning, Housing and Infrastructure	Land Reclamation - K.Gaakhiifahu	ongoing	1,875,908	15,000,000	-	-	-
1224		Ministry of National Planning, Housing and Infrastructure	Port Development Project - K.Gaakhiifahu	pre-tendering	1,000,000	20,000,000	-	-	-
1229		Ministry of Environment, Climate Change and Technology	Small Scale Waste to Energy Project - Phase 2	new	-	-	-	-	-

BA	Island	Office	Project Name	Status	Domestic	Loan	Grant	Trust Fund	Total
<b>K.Girifushi</b>									
1013	Maldives National Defense Force		Upgrade of Harbour - K.Girifushi	on-going	7,447,977	-	-	-	-
<b>K.Sifavaru</b>									
1013	Maldives National Defense Force		Radar System Projects	on-going	-	-	-	-	-
<b>K.Kandulugiri</b>									
1233	Ministry of Fisheries, Marine Resources and Agriculture		Expansion Of MFCD Facility - Koordoo & Kaduugiri	on-going	-	-	-	-	-
1233	Ministry of Fisheries, Marine Resources and Agriculture		Fisheries Sector Development Project	on-going	-	-	-	-	-
<b>K.Dhoonidhoo</b>									
1027	Maldives Police Service		Reclamation & Re-Development of Harbour - Dhoonidhoo	on-going	7,234,140	-	-	-	-
1027	Maldives Police Service		Juvenile Justice Detention - K.Dhoonidhoo	new	4,984,140	-	-	-	-
1027	Maldives Police Service		Establishing Of Police Stations	new	2,250,000	-	-	-	-
<b>Dh.Vaane</b>									
1027	Maldives Police Service		Establishing Of Police Stations	new	-	-	-	-	-
<b>Lh.Kandhoo</b>									
1013	Maldives National Defense Force		Radar System Projects	on-going	-	-	-	-	-
<b>GA.Matu</b>									
1233	Ministry of Fisheries, Marine Resources and Agriculture		Maldives Sustainable Fisheries Development Project	on-going	-	-	-	-	-
<b>GA.Koordoo</b>									
1233	Ministry of Fisheries, Marine Resources and Agriculture		Expansion Of MFCD Facility - Koordoo & Kaduugiri	on-going	-	-	-	-	-
1233	Ministry of Fisheries, Marine Resources and Agriculture		Fisheries Sector Development Project	on-going	-	-	-	-	-
<b>S.Gan</b>									
1027	Maldives Police Service		Construction of S.Gan Police Station	pre-tendering	2,171,231	5,629,650	-	-	-
1224	Ministry of National Planning, Housing and Infrastructure		Upgrading of Airport - S.Gan	pre-tendering	1,800,000	-	-	-	-
1013	Maldives National Defense Force		Radar System Projects	on-going	371,231	5,629,650	-	-	-
1233	Ministry of Fisheries, Marine Resources and Agriculture		Estab. Of Quarantine Facility at Commercial Ports	new	-	-	-	-	-
<b>Multiple Islands</b>									
1224	Ministry of National Planning, Housing and Infrastructure		Development of 1500 Housing Units - Ph2	on-going	544,328,579	697,536,646	261,930,729	34,424,321	34,424,321
1229	Ministry of Environment, Climate Change and Technology		Estab. Regional Waste Management System - Huvaadhu Atoll	on-going	3,614,471	-	-	-	-
1224	Ministry of National Planning, Housing and Infrastructure		Prox. Water Supply/Smi.&WasteMgmt OFID-P2	on-going	-	26,191,915	-	978,396	978,396
1224	Ministry of National Planning, Housing and Infrastructure		Provision of Water Supply & Sewerage Project	on-going	16,800,000	209,274,724	-	2,628,748	2,628,748
1229	Ministry of Environment, Climate Change and Technology		Zone 1 Regional Waste Management Project	pre-tendering	-	-	-	2,267,241	2,267,241

BA	Island	Office	Project Name	Status	Domestic	Loan	Grant	Trust Fund	Total
1224	Ministry of National Planning, Housing and Infrastructure		High Speed Ferry Network Access Improvement Platform	new	30,000,000	-	-	-	-
1224	Ministry of National Planning, Housing and Infrastructure		Installing Street Lights in Road Devel. Islands	pre-tendering	1,575,000	-	-	-	-
1229	Ministry of Environment, Climate Change and Technology		Upgr. of Zone 1 Island Waste Management Centres	new	-	-	-	3,093,300	3,093,300
1233	Ministry of Fisheries, Marine Resources and Agriculture		Estab. Of Quarantine Facility at Commercial Ports	new	250,500	-	-	-	-
1224	Ministry of National Planning, Housing and Infrastructure		Outer Island Harbour, Water Supply & Sewerage - OFID Phase 3	on-going	-	79,511,384	-	9,011,922	9,011,922
1229	Ministry of Environment, Climate Change and Technology		Estab. Water System (4 Islands) & Water Storage (25 Islands)	on-going	-	-	2,309,160	104,783	104,783
1224	Ministry of National Planning, Housing and Infrastructure		Sanitation in 5 Islands	on-going	-	12,131,019	-	2,521,730	2,521,730
1224	Ministry of National Planning, Housing and Infrastructure		Maldives Urban Dev. & Resilience Project	on-going	-	-	47,598,621	-	-
1224	Ministry of National Planning, Housing and Infrastructure		Maldives Urban Dev. & Resilience Project	on-going	3,738,048	11,192,376	-	-	-
1163	Ministry of Health		Construction Of Portico And Garage For Health Centres	new	1,211,250	-	-	-	-
1229	Ministry of Environment, Climate Change and Technology		Estab. Systems For Bio-Treatment Of Org. Waste in Zone 2	new	-	-	-	3,600,000	3,600,000
1233	Ministry of Fisheries, Marine Resources and Agriculture		Establishing Ice Plant	on-going	195,167	-	-	-	-
1224	Ministry of National Planning, Housing and Infrastructure		Micro grid desalination Plant	on-going	2,788,104	-	-	-	-
1532	Ministry of Arts, Culture and Heritage		Estab. Of Site Museums & Maintenance of Cultural Sites	new	1,239,000	-	-	-	-
1013	Maldives National Defense Force		Radar System Projects	on-going	446,097	-	-	-	-
1224	Ministry of National Planning, Housing and Infrastructure		Estab. Of High-Speed Ferry System - North Region	on-going	557,621	-	-	-	-
1224	Ministry of National Planning, Housing and Infrastructure		Affordable Housing Scheme Project	on-going	-	56,684,880	-	-	-
1229	Ministry of Environment, Climate Change and Technology		AREISE Project	on-going	-	98,480,100	35,012,078	-	-
1229	Ministry of Environment, Climate Change and Technology		Maldives Clean Environment Project	on-going	-	-	39,448,449	4,224,339	4,224,339
1229	Ministry of Environment, Climate Change and Technology		Preparing Outer Island For Sustainable Energy Devel - POISED	on-going	-	122,510,055	57,393,224	955,897	955,897
1233	Ministry of Fisheries, Marine Resources and Agriculture		Enhancmt. of agri. support services and community linkages	on-going	-	-	1,597,541	-	-
1233	Ministry of Fisheries, Marine Resources and Agriculture		Maldives Agribusiness Project	on-going	3,124,335	73,337,714	6,620,416	-	-
1233	Ministry of Fisheries, Marine Resources and Agriculture		Maldives Sustainable Fisheries Development Project	on-going	5,276,209	-	12,420,396	-	-
1233	Ministry of Fisheries, Marine Resources and Agriculture		Fisheries Sector Development Project	on-going	-	41,355,688	-	-	-
1027	Maldives Police Service		Establishing Of Police Stations	new	-	17,288,091	-	-	-
1224	Ministry of National Planning, Housing and Infrastructure		National Social Housing Project	new	448,512,777	-	-	-	-
1229	Ministry of Environment, Climate Change and Technology		Renewable Energy Project - ASSURE	new	-	-	25,000,000	-	-
1229	Ministry of Environment, Climate Change and Technology		Small Scale Waste to Energy Project - Phase 2	new	-	13,082,700	-	-	-
1264	Department of Judicial Administration		Const. Of Magistrate Court - Multiple Islands	new	5,000,000	-	-	-	-
1229	Ministry of Environment, Climate Change and Technology		Waste Mngmt Project in Zone 1 Islands (OFID PH2 - Waste LC)	tendering	-	-	-	322,665	322,665
1224	Ministry of National Planning, Housing and Infrastructure		Dev. Of Domestic Airports on Multiple Islands	pre-tendering	20,000,000	-	-	-	-
1229	Ministry of Environment, Climate Change and Technology		AREISE Project	on-going	-	-	-	-	-
1229	Ministry of Environment, Climate Change and Technology		Building Climate Resilient Safer Islands	new	-	-	34,530,844	-	-
1229	Ministry of Environment, Climate Change and Technology		Estab. Syst. For Bio-Treatment Of Orgnc. Waste Zones 4 & 5	new	-	-	-	4,725,000	4,725,000



## **Other Projects**



## 9.1 OTHER PROJECTS - DOMESTIC BUDGET 2020- 2024

IN MVR

Office	Project name	2020 Actuals	2021 Revised	2022 Estimated	2023 Estimated	2024 Estimated
	<b>Total</b>	<b>1,097,105,219</b>	<b>1,350,254,125</b>	<b>926,362,868</b>	<b>798,564,535</b>	<b>751,631,420</b>
<b>1244</b>	<b>Elections Commission</b>	<b>17,529,946</b>	<b>67,941,854</b>	<b>-</b>	<b>80,000,000</b>	<b>60,000,000</b>
	P-ELC001-003 Presidential Election	-	-	-	80,000,000	-
	P-ELC001-001 Parliament Election	-	-	-	-	60,000,000
	P-ELC001-002 Local Council Election	17,529,946	67,383,690	-	-	-
	P-ELC001-004 LGA Board Election	-	558,164	-	-	-
<b>1013</b>	<b>Maldives National Defense Force</b>	<b>41,943,414</b>	<b>27,431,040</b>	<b>-</b>	<b>-</b>	<b>-</b>
	P-CRN001-003 Novel Coronavirus PP - Defence	41,943,414	27,431,040	-	-	-
<b>1029</b>	<b>Maldives Immigration</b>	<b>797,115</b>	<b>-</b>	<b>-</b>	<b>-</b>	<b>-</b>
	P-CRN001-004 Novel Coronavirus PP - Immigration	797,115	-	-	-	-
<b>1014</b>	<b>National Disaster Management Authority</b>	<b>301,099,538</b>	<b>25,666,545</b>	<b>-</b>	<b>-</b>	<b>-</b>
	P-CRN001-005 Novel Coronavirus PP - NDMA	301,099,538	25,666,545	-	-	-
<b>1027</b>	<b>Maldives Police Service</b>	<b>34,894,752</b>	<b>15,267,510</b>	<b>34,727,500</b>	<b>9,500,000</b>	<b>9,500,000</b>
	P-CRN001-006 Novel Coronavirus PP - Police	30,274,646	2,653,434	-	-	-
	P-MPS001-100 CCTV Network Expansion Project - K.Male	935,517	6,325,929	7,387,500	5,000,000	5,000,000
	P-MPS004-001 Forensic Development Programme	2,126,854	2,464,075	3,960,000	3,000,000	3,000,000
	P-MPS010-001 Establishment of Video Recording System	1,557,735	674,072	1,500,000	1,500,000	1,500,000

Office	Project name	2020 Actuals	2021 Revised	2022 Estimated	2023 Estimated	2024 Estimated
	P-POL009-001 Database Redundancy Program	-	3,150,000	12,000,000	-	-
	P-RHB007-001 Establishment of NDCC 12 Point Action Plan	-	-	9,880,000	-	-
<b>1025</b>	<b>Maldives Correctional Service</b>	-	<b>1,525,000</b>	-	-	-
	P-ACT009-001 Establishment of NDCC 12 Point Action Plan	-	1,525,000	-	-	-
<b>1008</b>	<b>Maldives Customs Service</b>	-	-	<b>1,750,000</b>	-	-
	P-RHB007-002 Establishment of NDCC 12 Point Action Plan	-	-	1,750,000	-	-
<b>1058</b>	<b>Ministry of Education</b>	<b>6,274,583</b>	<b>5,087,219</b>	<b>5,000,000</b>	<b>5,000,000</b>	<b>5,000,000</b>
	P-MOE076-001 Digital School Initiative Project	6,274,583	5,087,219	5,000,000	5,000,000	5,000,000
<b>1129</b>	<b>Ministry of Higher Education</b>	<b>439,117,249</b>	<b>455,550,119</b>	<b>607,371,574</b>	<b>576,927,079</b>	<b>576,838,272</b>
	P-CRN001-013 Novel Coronavirus PP - MHE	3,321,648	7,239	-	-	-
	P-ACT007-001 Re-skill New Employees	-	6,320,000	4,871,574	-	-
	P-ACT007-002 Training program for senior management positions in resorts	-	3,000,000	2,500,000	-	-
	P-ACT007-003 Estab. Of Integrated Higher Edu. IMS	-	2,268,500	-	-	-
	P-SCP001-001 Free first Degree	132,663,465	150,000,000	159,285,467	185,760,370	194,827,323
	P-SCP001-002 Developing MBBS doctors and specialist doctors	84,977	-	-	-	-
	P-SCP001-004 Presidents scholarship-GCE alevel first place	36,694,483	30,180,805	36,456,320	34,615,682	32,038,695
	P-SCP001-005 High Achievers Scholarship	61,837,802	70,348,573	99,645,000	143,369,531	137,841,602
	P-SLS001-001 National Student loan scheme	200,343,011	188,424,078	240,046,601	170,761,507	157,931,061
	P-SCP001-003 Other scholarships	4,171,863	5,000,924	64,566,612	42,419,989	54,199,591
<b>1147</b>	<b>Ministry of Foreign Affairs</b>	<b>3,757,137</b>	<b>2,781,100</b>	-	-	-
	P-ACT005-001 ATTI Program	-	2,781,100	-	-	-

Office	Project name	2020 Actuals	2021 Revised	2022 Estimated	2023 Estimated	2024 Estimated
	P-CRN001-011 Novel Coronavirus PP - Foreign	3,757,137	-	-	-	-
<b>1163</b>	<b>Ministry of Health</b>	<b>169,290,273</b>	<b>434,868,498</b>	<b>182,752,285</b>	<b>100,000,000</b>	<b>80,000,000</b>
	P-CRN001-001 Novel Coronavirus PP - Health	169,290,273	434,868,498	182,752,285	100,000,000	80,000,000
<b>1192</b>	<b>National Drug Agency</b>	<b>1,172,117</b>	<b>5,401,016</b>	<b>4,880,000</b>	-	-
	P-CRN001-012 Novel Coronavirus PP - NDA	1,172,117	5,401,016	-	-	-
	P-RHB007-003 NDCC 12 point action plan	-	-	4,880,000	-	-
<b>1166</b>	<b>Indira Gandhi Memorial Hospital</b>	<b>65,937,555</b>	<b>126,717,600</b>	-	-	-
	P-CRN001-007 Novel Coronavirus PP - IGMH	65,937,555	126,717,600	-	-	-
<b>1188</b>	<b>Hulhumale Hospital</b>	-	<b>33,842,220</b>	-	-	-
	P-CRN001-017 Covid-19 Prevention Programme	-	33,842,220	-	-	-
<b>1202</b>	<b>Ministry of Economic Development</b>	-	<b>13,131,602</b>	-	-	-
	P-ACT010-001 Dubai Expo 2020	-	13,131,602	-	-	-
<b>1204</b>	<b>Ministry of Tourism</b>	-	-	<b>30,000,000</b>	-	-
	P-ACT011-001 Training program for senior management positions in resorts	-	-	30,000,000	-	-
<b>1224</b>	<b>Ministry of National Planning, Housing and Infrastructure</b>	<b>399,634</b>	-	<b>8,000,000</b>	<b>8,000,000</b>	<b>8,000,000</b>
	P-CRN001-008 Novel Coronavirus PP - MNPI	399,634	-	-	-	-
	P-ACT002-002 Repairing Roads in the Islands	-	-	8,000,000	8,000,000	8,000,000
<b>1011</b>	<b>Maldives Bureau of Statistics</b>	<b>1,151,584</b>	<b>11,911,658</b>	<b>40,302,033</b>	<b>1,332,006</b>	-
	P-CNS001-001 Census Program	1,151,584	11,911,658	40,302,033	1,332,006	-
<b>1233</b>	<b>Ministry of Fisheries, Marine Resources and Agriculture</b>	<b>2,706,245</b>	<b>503,944</b>	<b>11,579,476</b>	<b>17,805,450</b>	<b>12,293,148</b>
	P-ACT004-002 Maldives Agribusiness Project	79,842	-	-	-	-

Office	Project name	2020 Actuals	2021 Revised	2022 Estimated	2023 Estimated	2024 Estimated
P-ACT004-005	Supptng. intro. of high yielding varieties of trad. crops	-	-	385,060	427,072	-
P-MFA001-001	Installation of Fish Aggregating Devices	1,413,764	503,944	9,415,744	14,233,760	11,280,512
P-MFA006-004	Production of 5 Types of Imported Agricultural Products	537,701	-	-	-	-
P-MFA006-005	Establishment of Hydroponics systems	258,051	-	607,780	729,336	449,651
P-MFA038-001	Establishment of Drip Irrigation Systems	416,887	-	1,170,892	2,415,282	562,985
<b>1229</b>	<b>Ministry of Environment, Climate Change and Technology</b>	<b>-</b>	<b>40,000,000</b>	<b>-</b>	<b>-</b>	<b>-</b>
P-MNT001-001	Repair & Maintenance of Water & Sewerage Projects	-	40,000,000	-	-	-
<b>1510</b>	<b>Ministry Of Gender, Family and Social Services</b>	<b>966,886</b>	<b>1,000,000</b>	<b>-</b>	<b>-</b>	<b>-</b>
P-CRN001-010	Novel Coronavirus PP - Gender	966,886	1,000,000	-	-	-
<b>1250</b>	<b>National Social Protection Agency</b>	<b>10,067,191</b>	<b>81,627,200</b>	<b>-</b>	<b>-</b>	<b>-</b>
P-CRN001-009	Novel Coronavirus PP - NSPA	10,067,191	81,627,200	-	-	-

## 9.2 OTHER PROJECTS - GRANTS 2020- 2024

IN MVR

	Office	Project Name	Donor	2020 Actuals	2021 Revised	2022 Estimated	2023 Estimated	2024 Estimated
		<b>Total</b>		<b>180,661,782</b>	<b>322,832,605</b>	<b>54,592,678</b>	<b>47,132,678</b>	<b>47,216,283</b>
<b>1272</b>	<b>Ministry of Finance</b>			<b>165,365</b>	<b>2,047,230</b>	-	-	-
	P-MFT009-100	Public Finance Management syst strengthening project	World Bank	165,365	2,047,230	-	-	-
<b>1014</b>	<b>National Disaster Management Authority</b>			<b>350,198</b>	-	-	-	-
	P-NDMC05-100	NDMC Grant Funded programs	Japan	350,198	-	-	-	-
<b>1027</b>	<b>Maldives Police Service</b>			<b>1,228,187</b>	<b>1,993,429</b>	<b>1,000,000</b>	<b>1,000,000</b>	<b>1,000,000</b>
	P-MPS009-100	Donor Funded Projects- FPA	UNICEF	1,228,187	1,993,429	1,000,000	1,000,000	1,000,000
<b>1058</b>	<b>Ministry of Education</b>			<b>5,147,018</b>	<b>5,912,842</b>	<b>1,753,947</b>	<b>1,753,947</b>	<b>1,753,947</b>
	P-ACT003-001	MV Learning Advancement and Measurement Project	World Bank	49,134	3,921,094	587,444	587,444	587,444
	P-MOE014-100	Donor Funded Activities of MOE	Japan	31,375	30,840	-	-	-
	P-MOE014-100	Donor Funded Activities of MOE	India	2,400,000	-	-	-	-
	P-MOE014-100	Donor Funded Activities of MOE	LBP	1,500,000	-	-	-	-
	P-MOE014-100	Donor Funded Activities of MOE	UNICEF	1,135,191	1,960,908	1,166,503	1,166,503	1,166,503
	P-MOE014-100	Donor Funded Activities of MOE	WHO	31,318	-	-	-	-
<b>1500</b>	<b>National Institute of Education</b>			<b>2,429,754</b>	<b>480,432</b>	<b>500,000</b>	<b>600,000</b>	<b>700,000</b>
	P-NIE001-100	Donor Funded Activities of NIE	NGO	-	9,445	-	-	-
	P-NIE001-100	Donor Funded Activities of NIE	UNESCO	142,437	218,900	-	-	-
	P-NIE001-100	Donor Funded Activities of NIE	UNICEF	2,287,317	252,087	500,000	600,000	700,000

	Office	Project Name	Donor	2020 Actuals	2021 Revised	2022 Estimated	2023 Estimated	2024 Estimated
<b>1129</b>	<b>Ministry of Higher Education</b>			<b>7,399,440</b>	<b>13,371,572</b>	<b>7,694,166</b>	<b>7,556,166</b>	<b>7,468,166</b>
	P-MHE001-100	Enhancing Employment HC & ED	World Bank	7,399,440	13,371,572	7,694,166	7,556,166	7,468,166
<b>1147</b>	<b>Ministry of Foreign Affairs</b>			<b>3,000,001</b>	-	-	-	-
	P-CRN001-011	Covid-19 Prevention program	Government Sectors	3,000,001	-	-	-	-
<b>1163</b>	<b>Ministry of Health</b>			<b>204,476</b>	<b>25,234,305</b>	<b>250,000</b>	<b>300,000</b>	<b>350,000</b>
	P-CRN001-014	Covid-19 Prevention program	World Bank	165,217	1,927,349	-	-	-
	P-CRN001-015	Covid19 Emergency Response - APDR Fund 1	ADB	-	7,675,000	-	-	-
	P-CRN001-016	Covid19 Emergency Response - APDR Fund 2	ADB	-	15,292,996	-	-	-
	P-MOH013-100	Funded Projects of UNICEF	UNICEF	-	48,960	-	-	-
	P-MOH018-200	WHO Funded Projects- Min of Health	WHO	39,259	290,000	250,000	300,000	350,000
<b>1164</b>	<b>Health Protection Agency</b>			<b>674,387</b>	<b>246,805</b>	<b>500,000</b>	<b>500,000</b>	<b>500,000</b>
	P-INF001-001	Influenza Surveillance Grant	America	-	196,805	-	-	-
	P-MOH014-100	UNICEF Funded Projects of CCHDC	UNICEF	472,752	50,000	500,000	500,000	500,000
	P-MOH018-300	WHO Funded Projects - CCHDC	WHO	187,498	-	-	-	-
	P-MOH130-100	Strengthen Tobacco Control Policies	IUTL	14,137	-	-	-	-
<b>1202</b>	<b>Ministry of Economic Development</b>			<b>140,137,016</b>	<b>256,497,944</b>	<b>10,000,000</b>	<b>10,000,000</b>	<b>10,000,000</b>
	P-CRN012-001	Covid-19 Emergency Income Support	World Bank	136,685,281	255,358,803	-	-	-
	P-DEV001-003	Sasec national single window project	ADB	1,508,610	1,092,539	10,000,000	10,000,000	10,000,000
	P-MED001-300	Enhanced integrated framework	UNOPS	73,968	-	-	-	-
	P-MED002-100	SDF - Women's Empowerment Project	SAARC	1,869,157	46,602	-	-	-
<b>1271</b>	<b>Department of Heritage</b>			<b>-</b>	<b>55,650</b>	<b>-</b>	<b>-</b>	<b>-</b>
	P-HRDV01-001	Conservation of Kuruhinna thaaragandu	America	-	55,650	-	-	-

	Office	Project Name	Donor	2020 Actuals	2021 Revised	2022 Estimated	2023 Estimated	2024 Estimated
<b>1011</b>	<b>Maldives Bureau of Statistics</b>							
				<b>537,833</b>	-	-	-	-
	P-DNP003-002	Donor Funded Activities of Dept of Stat	UNDP	317,000	-	-	-	-
	P-DNP003-002	Donor Funded Activities of Dept of Stat	OECD	36,006	-	-	-	-
	P-DNP003-002	Donor Funded Activities of Dept of Stat	UNESCO	27,427	-	-	-	-
	P-DNP003-002	Donor Funded Activities of Dept of Stat	UNICEF	157,400	-	-	-	-
<b>1233</b>	<b>Ministry of Fisheries, Marine Resources and Agriculture</b>							
				<b>551,900</b>	<b>326,727</b>	<b>200,000</b>	<b>200,000</b>	<b>200,000</b>
	P-ACT004-001	SDF Livelihood Project	SAARC	-	104,940	-	-	-
	P-MFA013-100	Integrated Farming	UNDP	-	10,660	-	-	-
	P-MFA014-100	Pearl Culture Project	UNDP	34,276	-	-	-	-
	P-MFA018-100	Biops Pelagic Project	NGO	37,850	-	-	-	-
	P-MFA023-100	Implementation of Grouper Management Plan	FAO	-	11,127	-	-	-
	P-MFA024-100	National plan of action for Shark consv	NGO	28,449	-	-	-	-
	P-MFA025-200	Tsunami Livelihood Rehabilitation Projec	America	9,370	-	-	-	-
	P-MFA026-100	Donor Funded Activities-Min of Fish&Agr	NGO	191,390	-	-	-	-
	P-MFA026-100	Donor Funded Activities-Min of Fish&Agr	FAO	5,082	-	-	-	-
	P-MFA026-100	Donor Funded Activities-Min of Fish&Agr	LBO	42,050	-	-	-	-
	P-MFA027-100	Ctrl&Mgt of Destruct Forest Invasiv Spcs	FAO	20,091	200,000	200,000	200,000	200,000
	P-MFA028-100	Implementation of LiveBait Fisheries Mgt	NGO	107,529	-	-	-	-
	P-MFA028-100	Implementation of LiveBait Fisheries Mgt	FAO	594	-	-	-	-
	P-MFA034-100	Maldives Pole&Line Tuna Port Samplin Prj	NGO	75,219	-	-	-	-
<b>1229</b>	<b>Ministry of Environment, Climate Change and Tehnology</b>							
				<b>15,728,365</b>	<b>15,442,938</b>	<b>30,924,964</b>	<b>23,452,964</b>	<b>23,474,569</b>
	P-ACT001-001	Kigali Amendment Enabling Activities	UNDP	734,493	327,961	151,310	151,310	151,310
	P-ACT001-002	UNCCD 2018 National reporting process	GEF	-	-	612,000	612,000	612,000
	P-ACT001-003	Initiative for Climate Action Transparency (ICAT)	UNDP	289,741	150,560	355,635	355,635	355,635
	P-ACT001-004	Capacity Strengthening for Improved Transparency of Climate Change	GCF	305,316	-	47,504	47,504	47,504

Office	Project Name	Donor	2020 Actuals	2021 Revised	2022 Estimated	2023 Estimated	2024 Estimated
P-ACT001-005	Eliminating POPs through sound management of chemicals	GEF	124,748	1,807,861	1,085,807	685,807	1,085,807
P-ACT001-006	Protecting Sea Level Rise - From Ice Sheets to Local Implications (PROTECT)	European Union	-	-	451,013	451,013	451,013
P-ACT001-007	Enhancing National Development through Environmentally Resilient Islands (ENDHERI)	UENP	-	849,926	3,255,690	3,255,690	3,255,690
P-ACT001-008	Support of Impl. Of Kuruburudhoo Wst. Transfer facility	UNDP	-	-	363,937	363,937	-
P-ACT001-009	Technology Needs Assessment for the Maldives	UNEP	-	113,380	3,749,320	3,749,320	418,935
P-ACT001-010	Integrated, Sustainable & Low Emission Transport	GEF	-	-	50,000	50,000	-
P-HTE053-100	Ozone Project	UNDP	-	5,000	2,040,757	1,540,757	2,540,757
P-HTE053-100	Ozone Project	UNEP	116,580	185,020	1,603,253	2,103,253	2,748,253
P-HTE053-100	Ozone Project	UNICEF	-	-	6,892	6,892	6,892
P-HTE055-100	Resilient Island Planning Project	UNDP	-	-	48,746	48,746	48,746
P-HTE056-100	Atoll Ecosystem Conservation Project	UNDP	-	-	30,542	30,542	30,542
P-HTE057-100	Impl of the Economic Env Dev. ( Needs)	UNFCC	-	-	2,539	2,539	2,539
P-HTE059-100	CDM Project	Denmark	-	-	2,315	2,315	2,315
P-HTE060-100	Impact to see Project	European Union	-	-	144,909	144,909	144,909
P-HTE067-100	Second National Communication Report	UNEP	1,471	31,427	797,237	297,237	1,297,237
P-HTE068-100	Increasing Climate Resilient Through An Intergrated Resource Management Program	UNDP	-	-	62,319	62,319	62,319
P-MEE001-100	Donor Funded Activities of MEE	NGP	-	-	48,761	48,761	48,761
P-MEE001-100	Donor Funded Activities of MEE	UNDP	-	-	3,666	3,666	3,666
P-MEE001-100	Donor Funded Activities of MEE	GEF	462	-	259,625	259,625	259,625
P-MEE001-100	Donor Funded Activities of MEE	South Korea	-	-	34,397	34,397	34,397



Office	Project Name	Donor	2020 Actuals	2021 Revised	2022 Estimated	2023 Estimated	2024 Estimated
P-MEE001-100	Donor Funded Activities of MEE	LBO	-	-	93,562	93,562	819,489
P-MEE001-100	Donor Funded Activities of MEE	UNFCC	-	-	29,480	29,480	29,480
P-MEE001-100	Donor Funded Activities of MEE	UNDP	736,359	294,732	2,349,313	2,349,313	2,349,313
P-MEE001-100	Donor Funded Activities of MEE	UNESCO	-	-	108,052	108,052	108,052
P-MEE001-100	Donor Funded Activities of MEE	UNESCAP	-	-	101,221	101,221	101,221
P-MEE001-100	Donor Funded Activities of MEE	UNICEF	-	-	89,322	89,322	89,322
P-MEE001-100	Donor Funded Activities of MEE	UNITAR	257,108	-	308,245	308,245	308,245
P-MEE001-109	Climate Vulnerability & Risk Assessment	Italy	3,331,175	4,973,415	6,072,000	-	-
P-MEE001-113	Devlpmnt of Minamata Initial Assessment	UNEP	56,112	5,000	218,017	218,017	218,017
P-MEE001-115	Municipal & Hazardous Solid Waste Mgmt	UNIDO	1,511,703	-	48,346	48,346	48,346
P-MEE001-116	Development of Climate Change Act -CCACT	UNEP	-	-	72,612	72,612	72,612
P-MEE001-117	Preparation of Maldives TNC under UNFCCC	UNEP	818,470	1,034,460	74,858	74,858	74,858
P-MEE001-118	Green Climate Fund Support Programme	UNEP	71,830	20,990	5,000	5,000	-
P-MEE001-119	Enhancing National Development-ENDHER	GEF	202,358	132,071	479,312	479,312	479,312
P-MEE001-120	Development of RIWMS & AP of Maldives	NGP	10,825	265,442	585,340	585,340	585,340
P-MEE001-121	Support - Produce National Report to CBD	GEF	-	-	865,931	865,931	865,931
P-MEE004-100	Activities to Facilit implmnt Stockholm Conv	UNIDO	2,062	23,025	610,445	610,445	610,445
P-MEE060-100	Strengthening Low-Carbon Energy Island	UNEP	7,157,552	5,222,668	3,605,734	3,105,734	3,105,734
<b>1231</b>	<b>Environmental Protection Agency</b>		<b>112,390</b>	<b>10,270</b>	<b>500,000</b>	<b>500,000</b>	<b>500,000</b>
P-EPA001-100	Maldives Climate Observatory - Hanimaadhoo	NGO	-	-	33,000	33,000	33,000
P-EPA001-400	Donor Funded Activities of EPA	NGO	84,835	-	30,000	30,000	30,000
P-EPA001-400	Donor Funded Activities of EPA	UNDP	2,226	-	50,000	50,000	50,000
P-EPA001-400	Donor Funded Activities of EPA	GEF	-	-	30,000	30,000	30,000
P-EPA001-200	Water Resources and waste management Prj	UNDP	-	-	100,000	100,000	100,000

Office	Project Name	Donor	2020 Actuals	2021 Revised	2022 Estimated	2023 Estimated	2024 Estimated
P-EPA001-300	Prep of the terminal phase out plan Prj	UNEP	22,684	-	200,000	200,000	200,000
P-EPA001-400	Donor Funded Activities of EPA	UNEP	2,645	-	50,000	50,000	50,000
P-EPA001-500	Green Fins Project	UNEP	-	10,270	7,000	7,000	7,000
<b>1510</b>	<b>Ministry Of Gender, Family and Social Services</b>		<b>2,995,452</b>	<b>1,212,461</b>	<b>1,269,601</b>	<b>1,269,601</b>	<b>1,269,601</b>
P-ACT006-002	Geveshi Gulhun	Pakistan	-	5,120	-	-	-
P-MOH015-200	UNICEF Projects -Ministry of Law&Gender	UNICEF	437,188	834,601	1,269,601	1,269,601	1,269,601
P-CRN001-010	Novel Coronavirus PP - Gender	Government Sectors	1,257,600	-	-	-	-
P-CRN001-010	Novel Coronavirus PP - Gender	UNICEF	360,000	-	-	-	-
P-CRN001-010	Novel Coronavirus PP - Gender	Canada	907,826	233,301	-	-	-
P-CRN001-010	Novel Coronavirus PP - Gender	Private Parties	32,838	139,439	-	-	-

## 9.3 OTHER PROJECTS- LOANS 2020-2024

IN MVR

Office	Project Name	Donor	2020 Actuals	2021 Revised	2022 Estimated	2023 Estimated	2024 Estimated
<b>Total</b>			<b>159,093,746</b>	<b>184,635,436</b>	<b>191,096,291</b>	<b>86,643,900</b>	<b>41,846,331</b>
<b>1272 Ministry of Finance</b>			<b>1,730,461</b>	<b>19,700,000</b>	<b>12,120,400</b>	<b>10,164,700</b>	<b>6,566,600</b>
P-MFT009-100	Public Finance Management syst strengthening project	World Bank	1,730,461	19,700,000	12,120,400	10,164,700	6,566,600
<b>1129 Ministry of Higher Education</b>			<b>-</b>	<b>30,100,000</b>	<b>18,604,700</b>	<b>26,479,200</b>	<b>30,244,300</b>
P-MHE001-100	Enhancing Employment HC & ED	World Bank	-	30,100,000	18,604,700	26,479,200	30,244,300
<b>1163 Ministry of Health</b>			<b>152,323,356</b>	<b>133,200,000</b>	<b>140,663,800</b>	<b>30,000,000</b>	<b>-</b>
P-CRN001-014	COVID-19 Emergency Response and Health Systems Preparedness	Woe	7,322,864	30,000,000	13,332,400	-	-
P-CRN001-014	COVID-19 Emergency Response and Health Systems Preparedness	AIIB	16,317,110	14,600,000	27,331,400	30,000,000	-
P-CRN001-018	Covid-19 Amendment to Isthisnaa Agreement	IDB	4,970,554	4,200,000	-	-	-
P-CRN001-019	Emergency Response to Covid-19 Pandemic Phase 2	IDB	123,712,828	84,400,000	100,000,000	-	-
<b>1202 Ministry of Economic Development</b>			<b>5,039,929</b>	<b>1,635,436</b>	<b>19,707,391</b>	<b>20,000,000</b>	<b>5,035,431</b>
P-DEV001-003	Sasec national single window project	ADB	3,577,894	1,635,436	19,707,391	20,000,000	5,035,431
P-MED005-200	Micro enterprises development project	IDB	1,462,035	-	-	-	-



## Other Information

## 10.1 MINISTRY OF FINANCE/SPECIAL BUDGET

IN MVR

	2022	2023	2024
	Estimated	Estimated	Estimated
<b>Total</b>	<b>10,455,499,033</b>	<b>12,840,944,964</b>	<b>10,569,963,513</b>
<b>211001 Salaries and Wages</b>	<b>500,000,000</b>	<b>750,000,000</b>	<b>1,000,000,000</b>
Implementing Minimum Wage	500,000,000	750,000,000	1,000,000,000
<b>212014 Dependants' Allowance</b>	<b>3,300,000</b>	<b>3,300,000</b>	<b>3,300,000</b>
Allowances to Former President - Maumoon Abdul Gayoom (monthly 75,000)	900,000	900,000	900,000
Allowances to Former President - Mohamed Nasheedh (monthly 50,000.00)	600,000	600,000	600,000
Living Allowances to Former President - Maumoon Abdul Gayoom (monthly 50,000.00)	600,000	600,000	600,000
Living Allowances to Former President - Mohamed Nasheedh (monthly 50,000.00)	600,000	600,000	600,000
Living Allowances to Former President - Mohamed Waheed Hassan Manik (monthly 50,000.00)	600,000	600,000	600,000
<b>223002 Electricity</b>	<b>18,000,000</b>	<b>18,000,000</b>	<b>18,000,000</b>
Electricity bills - Government Buildings	18,000,000	18,000,000	18,000,000
<b>223003 Water and Sanitation Services</b>	<b>500,000</b>	<b>500,000</b>	<b>500,000</b>
Water bills - Government Buildings	500,000	500,000	500,000
<b>223016 Consultancy, Translation &amp; Other Related Services</b>	<b>20,000,000</b>	<b>20,000,000</b>	<b>20,000,000</b>
Consultancy, Translation & Other Related Services Fees fo state lawyers for cases related to state	20,000,000	20,000,000	20,000,000
<b>223023 Spending on Domestic and Overseas Travel Fairs</b>	<b>124,200,000</b>	<b>154,200,000</b>	<b>154,200,000</b>
Maldives Marketing and Public Relation Corporation	124,200,000	154,200,000	154,200,000
<b>223024 Bank Charges and Commission</b>	<b>11,842,000</b>	<b>11,842,000</b>	<b>11,842,000</b>
P.O.S Terminal Fee & Payment Gateway	2,842,000	2,842,000	2,842,000
Bank Charges and Commission	9,000,000	9,000,000	9,000,000
<b>223025 Insurance</b>	<b>3,232,000</b>	<b>3,232,000</b>	<b>3,232,000</b>
Government Buildings Insurance	1,000,000	1,000,000	1,000,000
Cabinet Ministers Health Insurance	2,232,000	2,232,000	2,232,000

	2022 Estimated	2023 Estimated	2024 Estimated
<b>223999 Other Administrative Services</b>	<b>183,600,000</b>	<b>178,600,000</b>	<b>132,600,000</b>
Former President's Office Operating Expenses - Maumoon Abdul Gayoom ( monthly 87,000)	2,100,000	2,100,000	2,100,000
Former President's Office Operating Expenses - Mohamed Nasheedh ( monthly 87,000)	2,100,000	2,100,000	2,100,000
Former President's Office Operating Expenses - Mohamed Waheed Hassan Manik ( monthly 87,000)	2,100,000	2,100,000	2,100,000
Medical Expenses of Former Presidents - Maumoon Abdul Gayoom	700,000	700,000	700,000
Medical Expenses of Former Presidents - Mohamed Nasheedh	700,000	700,000	700,000
Medical Expenses of Former Presidents - Mohamed Waheed Hassan Manik	700,000	700,000	700,000
Valuations for Government Land & Buildings	15,000,000	15,000,000	15,000,000
Maldives Civil Aviation Authority Budget	20,000,000	20,000,000	20,000,000
Capital Market Development Authority Budget	13,200,000	13,200,000	13,200,000
Maldives Bar Council Budget	3,000,000	3,000,000	3,000,000
Maldives chartered Accountant Association Budget	3,000,000	3,000,000	3,000,000
Public Service Media - Administrative Budget	70,000,000	70,000,000	70,000,000
Expenses of Regional Sea-port and Airport Operations	35,000,000	30,000,000	-
Establishment of high speed ferry service at North	16,000,000	16,000,000	-
<b>227001 Interest Payments to Government Agencies</b>	<b>143,399,280</b>	<b>141,508,628</b>	<b>139,570,000</b>
Treasury Loan (MMA)	143,399,280	141,508,628	139,570,000
<b>227002 Interest Payments to Domestic Sources</b>	<b>163,400,000</b>	<b>150,400,000</b>	<b>138,800,000</b>
Domestic Loan	163,400,000	150,400,000	138,800,000
<b>227003 Interest Payments to Foreign Sources</b>	<b>1,363,509,116</b>	<b>1,577,581,116</b>	<b>1,971,633,117</b>
Bond	574,929,217	543,358,122	542,987,055
Pipeline Bond	305,623,701	522,114,385	923,704,594
Multilateral	170,702,496	187,506,708	167,427,692
Bilateral	54,391,977	67,819,441	79,603,346
Buyer credit	184,250,313	183,192,749	184,370,974
Pipeline Loan	73,611,412	73,589,711	73,539,456
<b>227011 Discount on Treasury Bills</b>	<b>1,244,915,466</b>	<b>1,437,609,441</b>	<b>1,350,902,214</b>
Fixed Coupon Bond	187,442,088	169,452,801	126,855,056
Pension Accrued Rights Bond	32,610,000	33,150,000	39,570,000
Maldivian Rufiyaa T-Bill	946,978,578	1,157,121,840	1,106,592,358

	2022	2023	2024
	Estimated	Estimated	Estimated
US Dollar T-Bill	46,384,800	46,384,800	46,384,800
Islamic Instruments	31,500,000	31,500,000	31,500,000
<b>228007 .Subscriptions &amp; Fees to International Org</b>	<b>7,759,260</b>	<b>7,759,260</b>	<b>7,759,260</b>
SAP license	5,000,000	5,000,000	5,000,000
Credit Rating Fiscal Agency Fee	2,359,260	2,359,260	2,359,260
Annual Bloomberg Portal Fee	400,000	400,000	400,000
<b>228009 Assistance to Associations &amp; Social Organisations</b>	<b>32,862,067</b>	<b>36,671,931</b>	<b>34,907,342</b>
Government Contribution to Political Parties 0.1%	32,862,067	36,671,931	34,907,342
<b>228011 Electricity Subsidies</b>	<b>539,928,525</b>	<b>566,924,951</b>	<b>595,271,199</b>
Electricity Subsidy - STELCO	62,928,525	66,074,951	69,378,699
Electricity Subsidy - Fenaka	477,000,000	500,850,000	525,892,500
<b>228013 Food Subsidies</b>	<b>283,421,431</b>	<b>297,592,503</b>	<b>312,472,128</b>
Food Subsidy - STO	283,421,431	297,592,503	312,472,128
<b>228025 Subsidies for Waste Management</b>	<b>15,000,000</b>	-	-
Waste Management Subsidy - WAMCO	15,000,000	-	-
<b>228026 Fuel Subsidy</b>	<b>341,500,000</b>	<b>258,900,000</b>	<b>165,500,000</b>
Fuel Subsidy - STO	341,500,000	258,900,000	165,500,000
<b>228028 Transport Subsidy</b>	<b>204,000,000</b>	<b>214,200,000</b>	<b>224,910,000</b>
Transport Subsidy	204,000,000	214,200,000	224,910,000
<b>228999 Other Grants, Contributions &amp; Subsidies</b>	<b>25,000,000</b>	<b>25,000,000</b>	<b>15,000,000</b>
Contributions to Private Parties	25,000,000	25,000,000	15,000,000
<b>281001 Losses from Government Agencies</b>	<b>100,000,000</b>	<b>100,000,000</b>	<b>100,000,000</b>
Obligatory payments under law	100,000,000	100,000,000	100,000,000
<b>292101 Budgeted Contingency Provision</b>	<b>1,300,000,000</b>	<b>1,000,000,000</b>	<b>1,000,000,000</b>
Contingency	1,300,000,000	1,000,000,000	1,000,000,000
<b>424001 Motor Vehicles</b>	<b>10,000,000</b>	<b>10,000,000</b>	<b>10,000,000</b>
Purchase of vehicles for state use	10,000,000	10,000,000	10,000,000
<b>441002 Cap. Contrib. to Profit-Oriented Public Agencies</b>	<b>868,653,498</b>	<b>858,529,440</b>	<b>645,529,440</b>
Maldives Hajj Corporation Limited	3,000,000	3,000,000	3,000,000
Maldives Sports Corporation Limited	5,000,000	5,000,000	5,000,000
Maldives Integrated Tourism Development Corportion	3,000,000	3,000,000	3,000,000

	2022 Estimated	2023 Estimated	2024 Estimated
Business Center Corporation	14,000,000	14,000,000	11,000,000
Kahdhoo Airport Limited Company	18,000,000	18,000,000	18,000,000
Aasandha Private Limited	5,000,000	5,000,000	5,000,000
Maldives Funds Management Corporation Limited	7,000,000	7,000,000	7,000,000
Agro National Corporation	90,372,768	90,000,000	80,000,000
SME Development Finance Corporation	200,000,000	200,000,000	-
Addu International Airport	64,188,526	64,188,526	64,188,526
Fahi Dhiriulhun Corporation Limited	26,893,710	30,000,000	30,000,000
State Electric Company	285,840,914	285,840,914	285,840,914
Tradenet Maldives Corporation	7,500,000	7,500,000	7,500,000
Regional Airports	138,857,580	126,000,000	126,000,000
<b>442001 Capital held in Multilateral Institutions</b>	<b>35,732,690</b>	<b>27,698,863</b>	<b>15,274,613</b>
IDB	2,224,786	2,224,786	2,224,786
ICIEC	1,305,625	-	-
IDA	88,477	88,477	88,477
UNDP	5,088,600	5,088,600	5,088,600
ICD	1,548,309	1,548,309	1,548,309
AIIB	2,137,800	2,137,800	2,137,800
ISFD	96,201	96,201	96,201
ITFC	9,809,433	3,081,231	3,081,231
CFTC	369,279	369,279	369,279
IBRD	8,854,520	8,854,520	-
IFC	4,209,660	4,209,660	639,930
<b>722999 Short Term For. Loan Repmt.-Other</b>	<b>-</b>	<b>2,336,130,000</b>	<b>-</b>
US Dollar T Bill (in MVR)	-	2,336,130,000	-
<b>723002 Long Term Dom. Loan Repmt.-State Fin.Institutions</b>	<b>308,060,100</b>	<b>867,898,131</b>	<b>727,139,400</b>
Treasury Bond (MMA)	78,689,100	80,603,131	82,557,400
Fixed Coupon Bond	-	507,020,000	508,030,000
Domestic Loan	229,371,000	280,275,000	136,552,000
<b>723003 Long Term Dom. Loan Repmt.-Individuals</b>	<b>62,579,600</b>	<b>71,275,700</b>	<b>68,255,800</b>
Pension Accrued Rights Bond	62,579,600	71,275,700	68,255,800



		2022	2023	2024
		Estimated	Estimated	Estimated
<b>725001</b>	<b>Long Term For. Loan Repmt.-Multilateral</b>	<b>378,750,000</b>	<b>423,190,000</b>	<b>441,976,000</b>
	Multilateral	378,750,000	423,190,000	441,976,000
<b>725002</b>	<b>.Long Term For. Loan Repmt.-Bilateral Govt</b>	<b>385,416,000</b>	<b>410,363,000</b>	<b>465,610,000</b>
	Foreign	385,416,000	410,363,000	465,610,000
<b>725004</b>	<b>Long Term For. Loan Repmt.-Foreign Individuals</b>	<b>1,726,938,000</b>	<b>832,038,000</b>	<b>795,779,000</b>
	Buyer credit	832,038,000	832,038,000	795,779,000
	Bond	894,900,000	-	-
<b>731999</b>	<b>Other New Domestic Lending</b>	<b>50,000,000</b>	<b>50,000,000</b>	<b>-</b>
	Sifco Housing Project	50,000,000	50,000,000	-

## 10.2 MINISTRY OF FINANCE/ PENSION BUDGET 2022 - 2024

IN MVR

	2022	2023	2024
	Estimated	Estimated	Estimated
<b>Total</b>	<b>1,400,000,000</b>	<b>1,442,000,000</b>	<b>1,485,300,000</b>
<b>213001 Basic Pensions</b>	<b>1,015,151,989</b>	<b>1,015,432,297</b>	<b>1,024,363,575</b>
Pension payments for 20,40,60	68,817,064	66,140,076	62,793,840
Basic Pension	946,334,925	949,292,221	961,569,735
<b>213002 Retirement Benefits and Gratuities</b>	<b>7,459,556</b>	<b>7,459,556</b>	<b>7,459,556</b>
Retirement Benefits	7,459,556	7,459,556	7,459,556
<b>213003 Retirement benefits paid upon Retirement</b>	<b>114,387,935</b>	<b>152,066,960</b>	<b>164,801,335</b>
Payments to additional pensioners in 2021			
Civil Service Commission	6,046,439	7,746,567	8,190,795
Presidents Office	620,014	685,799	727,075
Ministry of Defence	24,534,246	23,402,301	27,248,155
Maldives Police Service	44,376,021	115,969,317	122,512,139
Maldives Customs Service	29,057,360	2,418,000	2,714,000
Auditor General's Office	1,144,500	-	-
Judicial Service Commission	7,668,369	1,142,550	1,941,575
Prosecutor General's Office	156,945	36,385	102,554
Elections Commission	42,774	-	-
Maldives National University	300,184	420,239	491,789
Department of Judicial Administration	441,083	245,802	873,253

	2022	2023	2024
	Estimated	Estimated	Estimated
<b>213004 Monthly Payment to the Retired</b>	<b>263,000,520</b>	<b>267,041,187</b>	<b>288,675,534</b>
Monthly Payment to the Retired 2020	199,380,557	209,573,623	218,337,512
Monthly Payment to the Retired 2021			
Civil Service Commission	4,858,705	13,310,620	13,735,957
Presidents Office	306,737	679,599	1,342,633
Ministry of Defence	12,124,502	6,422,937	9,791,320
Maldives Police Service	21,654,846	30,513,687	33,754,846
Maldives Customs Service	14,165,463	725,400	814,200
Auditor General's Office	686,700	686,700	686,700
Judicial Service Commission	7,672,630	1,260,120	2,036,445
Department of Judicial Administration	616,609	461,271	1,255,002
Prosecutor General's Office	173,182	247,882	369,082
Anti-Corruption Commission	228,000	228,000	228,000
Elections Commission	32,436	32,436	32,436
People's Majlis	1,048,607	2,571,064	5,474,061
Maldives National University	51,546	327,848	817,340

## 10.3 NEW POLICY INITIATIVES 2022- 2024

IN MVR

		2022	2023	2024
		Estimated	Estimated	Estimated
<b>Total</b>		<b>485,497,456</b>	<b>567,677,625</b>	<b>591,965,634</b>
<b>1001</b>	<b>Presidents Office</b>	<b>2,000,000</b>	-	-
	Councillors Conferences	2,000,000	-	-
<b>1264</b>	<b>Department of Judicial Administration</b>	<b>3,280,000</b>	<b>2,500,000</b>	<b>2,500,000</b>
	Witness Protection System	500,000	-	-
	Legal Officer- Magistrate Courts	2,780,000	2,500,000	2,500,000
<b>1253</b>	<b>Criminal Court</b>	<b>600,000</b>	<b>600,000</b>	<b>600,000</b>
	Development of Typing Pool	600,000	600,000	600,000
<b>1256</b>	<b>Civil Service Commission</b>	<b>1,400,000</b>	<b>1,400,000</b>	<b>1,400,000</b>
	New recruitment	1,400,000	1,400,000	1,400,000
<b>1009</b>	<b>Maldives Inland revenue Authority</b>	<b>1,500,000</b>	<b>1,387,800</b>	<b>1,387,800</b>
	Automatic Exchange of Information Software	1,500,000	1,387,800	1,387,800
<b>1276</b>	<b>Local Government Authority</b>	<b>9,750,000</b>	<b>9,300,000</b>	<b>9,300,000</b>
	Implement E-council system in local councils to enhance the service delivery and accessibility	150,000	-	-
	Establish Online Training Setup	300,000	-	-
	Development of Land Use Plans of Islands	9,300,000	9,300,000	9,300,000
<b>1144</b>	<b>Attorney General's Office</b>	<b>1,500,000</b>	-	-
	Renovation of Attorney General's office	1,500,000	-	-
<b>1522</b>	<b>National Counterterrorism Centre</b>	<b>214,429</b>	<b>406,857</b>	<b>411,855</b>
	National Action Plan on Preventing and Countering Violent Extremism	214,429	406,857	411,855
<b>1498</b>	<b>Aviation Security Command</b>	<b>5,000,000</b>	<b>5,000,000</b>	<b>5,000,000</b>
	Recruiting staffs for Domestic and International Airports	5,000,000	5,000,000	5,000,000
<b>1013</b>	<b>Maldives National Defense Force</b>	<b>50,000,000</b>	-	-
	Implementing the Recommendations of the 2-4-1 Committee	50,000,000	-	-

		2022	2023	2024
		Estimated	Estimated	Estimated
<b>1014</b>	<b>National Disaster Management Authority</b>	<b>2,000,000</b>	<b>500,000</b>	<b>500,000</b>
	Procurement of Equipment for Disaster Risk Mitigation	2,000,000	500,000	500,000
<b>1016</b>	<b>Ministry of Home Affairs</b>	<b>2,450,000</b>	<b>4,570,034</b>	<b>5,000,000</b>
	Ankle Bracelet Monitoring System	2,250,000	4,570,034	5,000,000
	Digitising Information of Prisoners	200,000	-	-
<b>1057</b>	<b>Department of Juvenile Justice</b>	<b>610,000</b>	<b>1,689,966</b>	<b>1,689,966</b>
	Program on creating awareness to reintegrate juvenile offenders and children in conflict with laws back into the society	150,000	300,000	300,000
	Developing a comprehensive Juvenile Justice System by providing specialized and adequate trainings for the actors involved in the Juvenile Justice System	460,000	1,389,966	1,389,966
<b>1027</b>	<b>Maldives Police Service</b>	<b>500,000</b>	<b>1,390,000</b>	<b>1,390,000</b>
	Police Custodial Project	500,000	1,390,000	1,390,000
<b>1025</b>	<b>Maldives Correctional Service</b>	<b>8,644,448</b>	<b>8,644,448</b>	<b>8,644,448</b>
	Improving Psychological support service in prison by Recruiting additional staffs	500,000	500,000	500,000
	Improving Healthcare Services in prisons by recruiting new Medical Staffs	400,000	400,000	400,000
	Increase number of officers work in Prison by recruiting new 30 prison officers	1,744,448	1,744,448	1,744,448
	Prison Management Software	6,000,000	6,000,000	6,000,000
<b>1008</b>	<b>Maldives Customs Service</b>	<b>1,103,736</b>	<b>997,284</b>	<b>1,000,430</b>
	Asycuda World operational maintenance and upgrading	143,736	157,284	160,430
	Enhance Surveillance capabilities to monitor movement of vessels in and out of Maldives territorial waters and strengthen customs control at the border through enhancement of facilities and infrastructure at all ports	960,000	840,000	840,000
<b>1533</b>	<b>Department of Inclusive Education</b>	<b>2,203,780</b>	<b>4,502,165</b>	<b>3,297,265</b>
	Shaamil Veshi	2,203,780	4,502,165	3,297,265
<b>1263</b>	<b>Maldives Polytechnic</b>	<b>265,000</b>	<b>165,000</b>	<b>165,000</b>
	Develop and conduct training programs for students with special needs at Maldives Polytechnic	265,000	165,000	165,000
<b>1163</b>	<b>Ministry of Health</b>	<b>21,000,000</b>	<b>13,904,167</b>	<b>14,808,333</b>
	Digitalising health system (Digital Health)	5,000,000	5,904,167	6,808,333
	Reform Primary Health Care to establish a continuum of care in health service delivery	8,000,000	-	-
	Deployment system of 100 Emergency calls service center	8,000,000	8,000,000	8,000,000

		2022	2023	2024
		Estimated	Estimated	Estimated
<b>1164</b>	<b>Health Protection Agency</b>	<b>2,000,000</b>	<b>1,031,257</b>	<b>3,679,958</b>
	Regional Mental Health Program	2,000,000	1,031,257	3,679,958
<b>1167</b>	<b>Kulhudhuffushi Regional Hospital</b>	<b>4,838,910</b>	<b>1,504,191</b>	<b>3,803,318</b>
	Regional Mental Health Program	2,000,000	1,031,257	3,679,958
	Centrifuge Benchtop	2,838,910	472,934	123,360
<b>1250</b>	<b>National Social Protection Agency</b>	<b>2,000,000</b>	<b>2,000,000</b>	<b>2,000,000</b>
	Financial Assistance for Payment of Water and Sanitation services bill for the Poor	2,000,000	2,000,000	2,000,000
<b>1202</b>	<b>Ministry of Economic Development</b>	<b>3,500,000</b>	<b>4,728,968</b>	<b>855,338</b>
	Establish & Implement Regulations in relation to the functions of the Ombudsman	500,000	1,000,000	-
	To carry out inspection of trading outlets and inspection of businesses for quota purposes	1,000,000	855,338	855,338
	Establishment of Regional Job Center in Atolls	2,000,000	2,873,630	-
<b>1511</b>	<b>Labour Relations Authority</b>	<b>4,000,000</b>	<b>4,000,000</b>	<b>4,000,000</b>
	Audit of Service Charge Distributed to Resort Employees	4,000,000	4,000,000	4,000,000
<b>1517</b>	<b>Invest Maldives</b>	<b>32,000,000</b>	<b>32,960,000</b>	<b>33,948,800</b>
	Private Island Marketing	17,000,000	17,510,000	18,035,300
	Consultancy for Ports and Transshipment Ports	15,000,000	15,450,000	15,913,500
<b>1530</b>	<b>Ministry of Transport &amp; Civil Aviation</b>	<b>4,455,059</b>	<b>8,422,731</b>	<b>8,377,982</b>
	Operating Mini Bus Service - Male City	4,455,059	8,422,731	8,377,982
<b>1204</b>	<b>Ministry of Tourism</b>	<b>30,000,000</b>	<b>-</b>	<b>-</b>
	Celebration of Tourism Golden Jubilee	30,000,000	-	-
<b>1215</b>	<b>Ministry of Youth, Sports &amp; Community Empowerment</b>	<b>40,437,560</b>	<b>26,000,000</b>	<b>26,500,000</b>
	Equipments For youth and community centres in Atoll	15,437,560	-	-
	Youth Apprentice Program	12,000,000	13,000,000	13,500,000
	Grant to Maldives Red Crescent	3,000,000	3,000,000	3,000,000
	Improvement of Community Empowerment Programs and Other Related Work	10,000,000	10,000,000	10,000,000
<b>1532</b>	<b>Ministry of Arts, Culture and Heritage</b>	<b>273,500</b>	<b>250,000</b>	<b>-</b>
	Arts and Culture Sector Digitalization Program	273,500	250,000	-

		2022 Estimated	2023 Estimated	2024 Estimated
<b>1211</b>	<b>National Centre for the Arts</b>	<b>2,290,000</b>	<b>1,440,000</b>	<b>240,000</b>
	Establish a Permanent Collection at National Art Gallery	600,000	-	-
	National Art Gallery renovation & development	800,000	-	-
	Establish Security System in National Art Gallery and Olympus	240,000	240,000	240,000
	IT Infrastructure development (server installation and online services development)	650,000	1,200,000	-
<b>1506</b>	<b>National Archives</b>	<b>1,469,456</b>	<b>-</b>	<b>-</b>
	Establish National Archives Digitalization Network	1,469,456	-	-
<b>1224</b>	<b>Ministry of National Planning, Housing and Infrastructure</b>	<b>63,973,237</b>	<b>274,854,732</b>	<b>302,841,864</b>
	Revise and review the procedures and policies followed in the composition of land use plans (consultation)	200,000	-	-
	Development of 35 compliance documents for Building Code	1,500,000	2,142,000	1,842,000
	Design Consultancy for Gulhifalhu Masterplan	855,232	1,616,901	1,608,310
	Subsidy for Integrated National Public Ferry Network	50,000,000	261,995,831	290,191,554
	Preparing Male' North Harbour Redevelopment Master plan	2,818,005	-	-
	Strengthening security at Dharubaaruge and Velaanage	600,000	1,100,000	1,200,000
	Repairing Roads of Multiple Islands	8,000,000	8,000,000	8,000,000
<b>1011</b>	<b>Maldives Bureau of Statistics</b>	<b>40,302,033</b>	<b>1,332,006</b>	<b>-</b>
	Population and Housing Census 2021	40,302,033	1,332,006	-
<b>1026</b>	<b>Department of National Registrations</b>	<b>900,000</b>	<b>4,000,000</b>	<b>4,000,000</b>
	Decentralization of ID card services	450,000	2,000,000	2,000,000
	IT Infrastructure development (installation of server cooling system)	450,000	2,000,000	2,000,000
<b>1238</b>	<b>National Centre For Information Technology</b>	<b>64,483,399</b>	<b>69,503,402</b>	<b>69,503,400</b>
	To Establish National Computer Incident Response Team	3,944,820	3,808,823	3,808,820
	Care online system	948,789	880,789	880,790
	Government Digital Service	2,359,048	2,257,048	2,257,048
	Gov tech stack	8,645,293	10,441,293	10,441,294
	gov.mv	1,000,000	938,000	938,000
	Digital health care	948,790	1,880,790	1,880,789
	Digital Identity	950,129	1,882,129	1,882,128
	Improvements to GEMS and E-Admin	3,686,530	5,414,530	5,414,531
	Rollout of Microsoft Office 365	42,000,000	42,000,000	42,000,000
<b>1233</b>	<b>Ministry of Fisheries, Marine Resources and Agriculture</b>	<b>13,490,804</b>	<b>15,100,832</b>	<b>11,770,512</b>

	2022 Estimated	2023 Estimated	2024 Estimated
Enhancing delivery of Agricultural & Laboratory Services	390,000	440,000	490,000
Expansion and maintenance of FAD network	9,415,744	14,233,760	11,280,512
Supporting the introduction of new high yielding varieties of traditional crops	385,060	427,072	-
Conduct Contract Audit of Islands Released for "Varuvaa"	3,300,000	-	-
<b>1229 Ministry of Environment, Climate Change and Tehcnology</b>	<b>35,906,168</b>	<b>46,591,785</b>	<b>46,349,365</b>
Remediation of the Existing Landfill and Leachate Pond	693,900	1,393,880	1,264,083
Providing Waste Transfer Vessel for Zone 2	1,850,400	3,498,365	3,479,778
Providing Waste Management Vehicles to Zone 4 & 5 Islands	1,243,238	2,350,464	2,337,976
Providing Waste Transfer Vessel to Zone 4 & 5 Islands	5,898,150	11,151,038	11,091,794
Supply Of Waste Management Equipment for WRMCs of Zone 4 & 5	2,220,480	4,198,038	4,175,734
<b>1230 Utility Regulatory Authority</b>	<b>12,000,000</b>	<b>12,000,000</b>	<b>12,000,000</b>
New Recruitment and Improving the Work of the Utility Regulatory Authority	12,000,000	12,000,000	12,000,000
<b>1510 Ministry Of Gender, Family and Social Services</b>	<b>4,705,937</b>	<b>-</b>	<b>-</b>
paying rent for the rehabilitation center of the physically disabled	2,305,937	-	-
Refurbishment of M. FCSC	2,400,000	-	-
<b>1192 National Drug Agency</b>	<b>8,450,000</b>	<b>5,000,000</b>	<b>5,000,000</b>
Community Reintegration program	450,000	-	-
Community Based Drug Rehabilitation Program	3,000,000	-	-
Operation of Drug Treatment and Community Rehabilitation Center in S.Hulhudhoo	5,000,000	5,000,000	5,000,000



## 10.4 EMPLOYEE EMOLUMENTS IN BUDGET 2022

IN MVR

	POLITICAL			ELECTED			APPOINTEES			CIVIL SERVICE			INDEPENDENT INSTITUTION			IN UNIFORM			CONTRACT			OTHER			Total	
	No.	MVR		No.	MVR		No.	MVR		No.	MVR		No.	MVR		No.	MVR		No.	MVR		No.	MVR	No.	MVR	
	1,045	407,685,241	89	88,519,500	190	102,107,097	25,320	4,129,863,077	4,475	829,216,314	9,674	2,393,182,949	4,824	1,083,094,134	599	144,407,531	46,216	9,178,075,843								
S01 Presidents Office	427	108,960,749	2	2,106,000	-	-	-	-	-	-	-	-	-	-	-	-	5,272,004	-	-	-	-	451	116,338,753			
S02 People's Majlis	8	1,680,000	87	86,413,500	3	1,704,900	-	-	200	46,598,510	-	-	-	-	-	-	-	-	-	-	-	298	136,396,910			
S04 Department of Judicial Administration	-	-	-	-	71	41,799,402	-	-	1,905	326,001,178	-	-	1	204,673	-	-	-	-	-	-	-	1,977	368,005,253			
S03 Judicial Service Commission	-	-	-	-	6	2,574,943	-	-	34	7,833,678	-	-	2	104,000	-	-	-	-	-	-	-	42	10,512,621			
S05 Elections Commission	-	-	-	-	6	3,102,000	-	-	57	9,768,840	-	-	-	-	-	-	-	-	-	-	-	63	12,870,840			
S06 Civil Service Commission	-	-	-	-	6	3,299,400	-	-	78	18,951,119	-	-	-	-	-	-	-	-	-	-	-	84	22,250,519			
S07 Human Rights Commission	-	-	-	-	4	2,036,000	-	-	85	18,405,739	-	-	2	417,967	-	-	-	-	-	-	-	91	20,859,706			
S08 Anti-Corruption Commission	-	-	-	-	5	2,661,000	-	-	101	24,843,048	-	-	1	156,732	-	-	-	-	-	-	-	107	27,660,780			
S09 Auditor General's Office	-	-	-	-	1	795,000	-	-	171	40,020,012	-	-	-	-	-	-	-	-	-	-	-	172	40,815,012			
S10 Prosecutor General's Office	-	-	-	-	3	1,977,000	-	-	191	52,251,172	-	-	-	-	-	-	-	-	-	-	-	194	54,228,172			
S11 Maldives Inland revenue Authority	-	-	-	-	2	1,398,000	-	-	325	81,968,189	-	-	-	-	-	-	-	-	-	-	-	327	83,366,189			
S12 Employment Tribunal	-	-	-	-	7	2,231,760	-	-	27	5,021,180	-	-	-	-	-	-	-	-	-	-	-	34	7,252,940			
S13 Maldives Media Council	-	-	-	-	15	999,000	16	2,563,840	-	-	-	-	-	-	-	-	-	-	-	-	-	31	3,562,840			
S14 Maldives Broadcasting Commission	-	-	-	-	7	3,651,000	-	-	24	4,081,050	-	-	-	-	-	-	-	-	-	-	-	31	7,732,050			
S15 Tax Appeal Tribunal	-	-	-	-	5	1,961,160	-	-	15	2,624,340	-	-	-	-	-	-	-	-	-	-	-	20	4,585,500			
S16 Local Government Authority	-	-	-	-	1	543,000	-	-	51	9,211,209	-	-	-	-	-	-	-	-	-	-	-	52	9,754,209			
S17 Information Commissioner's Office	-	-	-	-	1	645,000	-	-	19	2,940,480	-	-	-	-	-	-	-	-	-	-	-	20	3,585,480			
S18 National Integrity Commission	-	-	-	-	5	2,433,000	-	-	35	6,454,350	-	-	-	-	-	-	-	-	-	-	-	40	8,887,350			
S44 Family Protection Authority	-	-	-	-	1	441,000	-	-	17	3,330,096	-	-	1	175,488	-	-	-	-	-	-	-	19	3,946,584			
S60 Office of Ombudsperson for Transitional Justice	-	-	-	-	3	1,263,000	-	-	30	8,276,000	-	-	-	-	-	-	-	-	-	-	-	33	9,539,000			
S57 Children's Ombudsperson's Office	-	-	-	-	1	423,000	-	-	25	5,473,920	-	-	-	-	-	-	-	-	-	-	-	26	5,896,920			
S35 Attorney General's Office	6	2,592,000	-	-	-	-	100	22,608,853	-	-	-	-	1	101,733	-	-	-	-	-	-	-	107	25,302,586			
S56 Maldives International Arbitration Centre	-	-	-	-	-	-	-	-	11	2,484,534	-	-	-	-	-	-	-	-	-	-	-	11	2,484,534			
S20 Ministry of Finance	11	4,677,000	-	-	-	-	162	28,680,450	-	-	-	-	24	5,420,832	-	-	-	-	-	-	-	197	38,778,282			
S21 Ministry of Defence	7	2,721,000	-	-	-	-	52	8,057,297	-	-	3	1,096,500	4	782,946	-	-	-	-	-	-	-	66	12,657,743			
S55 Aviation Security Command	-	-	-	-	-	-	12	2,147,758	-	-	602	127,010,900	-	-	-	-	-	-	-	-	-	614	129,158,658			
S45 Maldives National Defense Force	-	-	-	-	-	-	95	10,872,450	-	-	3,403	877,052,217	152	20,785,711	-	-	-	-	-	-	-	3,650	908,710,378			

	POLITICAL			ELECTED			APPOINTEES			CIVIL SERVICE			INDEPENDENT INSTITUTION			IN UNIFORM			CONTRACT			OTHER			Total	
	No.	MVR		No.	MVR		No.	MVR		No.	MVR		No.	MVR		No.	MVR		No.	MVR		No.	MVR		No.	MVR
S47	2	937,600	-	-	-	-	3	383,065	-	337	62,960,485	7	3,201,000	-	-	-	-	-	-	-	-	-	349	67,482,150		
S53	3	1,199,400	-	-	-	-	-	-	21	4,496,100	-	-	-	-	-	-	-	-	-	-	-	-	24	5,695,500		
S22	14	5,505,576	-	-	-	-	210	32,111,232	-	-	-	-	4	430,692	-	-	-	-	-	-	-	-	228	38,047,500		
S39	-	-	-	-	-	-	693	101,919,804	-	-	3,953	1,002,473,675	-	-	-	-	-	-	-	-	-	-	4,646	1,104,393,479		
S46	2	1,381,283	-	-	-	-	-	-	63	10,653,895	643	134,323,997	26	5,901,066	-	-	-	-	-	-	-	-	734	152,260,241		
S40	3	1,751,640	-	-	-	-	-	-	-	-	733	188,265,175	-	-	-	-	-	-	-	-	-	-	736	190,016,815		
S23	14	5,679,600	-	-	-	-	11,029	1,616,067,750	-	-	-	-	2,577	455,760,495	-	-	-	-	-	-	-	-	13,620	2,077,507,845		
S48	9	4,497,000	-	-	-	-	167	21,945,517	-	-	-	-	14	1,458,401	-	-	-	-	-	-	-	-	190	27,900,918		
S24	-	-	-	-	-	-	-	-	310	28,698,308	-	-	-	-	-	-	-	-	-	-	-	-	310	28,698,308		
S25	2	1,368,000	-	-	-	-	-	-	680	108,829,367	-	-	47	17,271,341	-	-	-	-	-	-	-	-	729	127,468,708		
S26	109	146,475,082	-	-	-	18	22,568,892	147	67,242,911	-	-	-	127	26,475,141	-	-	-	-	-	-	-	-	401	262,782,026		
S27	138	31,386,319	-	-	-	-	-	4,699	850,575,480	-	-	-	360	129,592,168	-	-	-	-	-	-	-	-	5,197	1,011,553,967		
S42	3	1,689,000	-	-	-	6	720,000	1,648	388,684,163	-	-	-	532	151,378,685	-	-	-	-	-	-	-	-	2,189	542,471,848		
S62	-	-	-	-	-	1	621,000	-	-	-	-	-	-	599	144,407,531	-	-	-	-	-	-	-	600	145,028,531		
S58	9	1,871,148	-	-	-	-	548	77,748,657	-	-	-	-	169	48,094,406	-	-	-	-	-	-	-	-	726	127,714,211		
S63	21	3,477,960	-	-	-	-	373	54,104,494	-	-	-	-	176	60,735,852	-	-	-	-	-	-	-	-	570	118,318,306		
S61	8	1,540,200	-	-	-	-	488	100,200,670	-	-	-	-	3	757,152	-	-	-	-	-	-	-	-	499	102,498,022		
S64	10	1,956,120	-	-	-	-	442	64,688,455	-	-	-	-	136	48,141,669	-	-	-	-	-	-	-	-	588	114,786,244		
S59	5	2,312,564	-	-	-	-	406	76,798,241	-	-	-	-	121	49,706,087	-	-	-	-	-	-	-	-	532	128,816,892		
S28	15	5,667,000	-	-	-	-	223	31,940,889	-	-	-	-	84	18,337,029	-	-	-	-	-	-	-	-	322	55,944,918		
S50	13	4,863,000	-	-	-	-	91	13,236,449	-	-	-	-	-	-	-	-	-	-	-	-	-	-	104	18,099,449		
S29	15	5,301,000	-	-	-	-	58	9,851,937	-	-	-	-	8	1,599,916	-	-	-	-	-	-	-	-	81	16,752,853		
S30	60	13,314,000	-	-	-	-	268	27,593,562	-	-	-	-	76	7,628,474	-	-	-	-	-	-	-	-	404	48,536,036		
S52	24	7,806,000	-	-	-	5	836,640	216	25,103,781	-	-	-	7	1,141,060	-	-	-	-	-	-	-	-	252	34,887,481		
S31	34	11,244,000	-	-	-	-	951	127,485,353	-	-	-	-	49	7,526,748	-	-	-	-	-	-	-	-	1,034	146,256,101		
S32	15	5,055,000	-	-	-	-	156	23,684,197	-	-	-	-	16	1,478,657	-	-	-	-	-	-	-	-	187	30,217,854		
S33	12	4,465,000	-	-	-	5	690,000	817	130,457,723	-	-	-	1	105,248	-	-	-	-	-	-	-	-	835	135,717,971		
S34	24	8,577,000	-	-	-	-	429	77,787,314	-	-	-	-	17	3,480,900	-	-	-	-	-	-	-	-	470	89,845,214		
S36	22	7,734,000	-	-	-	-	732	121,140,717	-	-	-	-	56	9,178,861	-	-	-	-	-	-	-	-	810	138,053,578		
S41	-	-	-	-	-	2	732,000	14,180,068	-	-	-	-	1	291,000	-	-	-	-	-	-	-	-	92	15,203,068		

## 10.5 DETAILS OF GOVERNMENT SHARE IN SOE'S

IN MVR

		Govt	Other	
1	Addu Investments Pvt Ltd	30.0%	70.0%	Shangri-La
2	Bank of Maldives Public Limited	50.8%	29.5%	Public
			4.3%	STO
			4.1%	MTCC
			7.3%	GOVT.EMP.PF
			4.1%	Rayyithunge Account
3	Dhivehi Raajjeyge gulhun Private Limited	41.8%	52.0%	Batelco Group
			5.9%	Public
			0.3%	Dhiraagu Colleague Share Plan
4	Housing Development Finance Corporation Public Limited	49.0%	18.0%	ABD
			18.0%	IFC
			15.0%	HDFC India
5	Housing Development Corporation Ltd	100.0%	None	
6	Island Aviation Service Ltd	100.0%	None	
7	Maldives Aiport Company Ltd	100.0%	None	
8	Maldives Post Limited	100.0%	None	
9	Maldives Tourism Development Corporation PLC	47.0%	53.0%	Public
10	Maldives Transport and Contracting Company Public Limited	64.2%	4.7%	Maldives National Shipping limited
			31.2%	Public
11	Male' Water and Sewerage Company Limited	80.0%	20.0%	Hitachi
12	State Eletctric Company Ltd	100.0%	None	
13	State Trading Organisation PLC	81.6%	18.4%	Public
14	Waste management Corporation Ltd	100.0%	None	
15	Maldiv Marketing and Public Relations Corporation Limited	100.0%	None	
16	Maldives Islamic Bank Pvt Ltd	28.0%	36.0%	ICD
			10.5%	Maldives Pension Administration Office
			5.0%	Amana Thakaful
			20.5%	Public
17	Fenaka Corporation Limited	100.0%	None	
18	Kahdhoo Airport Company Ltd	100.0%	None	
19	Addu International Airport Pvt Ltd	70.0%	30.0%	Kasa Holding
20	Aasandha Pvt Ltd	100.0%	None	
21	Maldives Hajj Corporation Limited	100.0%	None	
22	Maldives Centre for Islamic Finance Limited	100.0%	None	
23	Maldives Sports Corporation Limied	100.0%	None	

		Govt	Other	
24	Maldives Integrated Tourism Development Corporation Limited	100.0%	None	
25	Business Centre Corporation Limited	100.0%	None	
26	SME Development Finance Corporation	85.0%	5.0%	Male' City Council
			5.0%	Addu City Council
			5.0%	Fuvahmulah City Council
27	Maldives Fund Management Corporation Private Limited	100.0%	None	
28	Tradenet Maldives Corporation Limited	100.0%	None	
29	Road Development Corporation Limited	100.0%	None	
30	Maldives Post Limited	100.0%	None	
31	Regional Airports Company Limited	100.0%	None	
32	Public Service Media	100.0%	None	
33	Fahi Dhiriulhun Corporation Limited	100.0%	None	
Joint Venture Companies				
1	Dutch Docklands Maldives Pvt Ltd	5.0%	95.0%	Dutch Docklands International BV
2	Kuda Villingilli Development Pvt Ltd	5.0%	95.0%	Yatch Tours Maldives Pvt Ltd
3	Vermillion Pvt Ltd	5.0%	95.0%	Vermillion International Pvt Ltd
4	Dheebaja Maldives Pvt Ltd	5.0%	95.0%	Dheebaja Investments Pvt Ltd
5	Ifuru Investments Pvt Ltd	5.0%	95.0%	Agro Marine
6	Trinus CAE Southern Hotels and Resorts	5.0%	95.0%	Trinus CAE Holdings
7	Trinus CAE Nothern Hotels and Resorts	5.0%	95.0%	Trinus CAE Holdings
8	Trifidus Investment Pvt Ltd	10.0%	90.0%	Olhahali Investments Pvt Ltd
9	Aqua Sun Investment Pvt Ltd	10.0%	90.0%	Aqua Sun Holdings Pvt Ltd
10	Malahini Holdings Pvt Ltd	10.0%	90.0%	Try Investment Services Pvt Ltd
11	Handhuvaru Ocean Resorts Pvt Ltd	10.0%	90.0%	Handhuvaru Ocean Holdings Pvt Ltd
12	Zen Resorts Pvt Ltd	10.0%	90.0%	Ridgewood Hotel and Suites Pvt Ltd
13	Maldives Overseas Investment Pvt Ltd	10.0%	90.0%	99 Investment Company Pvt Ltd
14	Kandholhudhoo Island Investment Pvt Ltd	10.0%	90.0%	Universal Enterprises Pvt Ltd
15	Maaga Investment Private Limited	10.0%	90.0%	Ellaidhoo Investment Pvt Ltd
16	Dhonkeyo Holdings Private Limited	10.0%	90.0%	Dhonkeyo Holdings Pvt Ltd
17	Prime capital Maldives	25.0%	75.0%	Prime Capital Maldives
18	Fushifaru Investment Pvt Ltd	10.0%	90.0%	Muni Enterprises
19	Thiladhoo Investment Pvt Ltd	10.0%	90.0%	MVK Maldives
20	Theluveliga Retreat Pvt Ltd	10.0%	90.0%	My Travel Maldives Pvt Ltd
21	Navaagan Pvt Ltd	10.0%	90.0%	Vabbinfaru Island Paradise Pvt Ltd
22	MDR Holding Pvt Ltd	10.0%	90.0%	Kandoomaa Holding Pvt Ltd

		Govt	Other	
23	Dhigufaru Investments Pvt Ltd	10.0%	90.0%	Static Company Pvt Ltd
24	RFH Holdings Pvt Ltd	10.0%	90.0%	Nahudhaa Holdings Pvt Ltd
25	Satin Seas Pvt Ltd	10.0%	90.0%	Satin Wood Pvt Ltd
26	Veli Madivaru Pvt Ltd	10.0%	90.0%	Crown Company Pvt Ltd
27	Bodumohoraa Investments Pvt Ltd	10.0%	90.0%	Marine Technology Maldives Pvt Ltd
28	Lagoon Resorts Pvt Ltd	10.0%	90.0%	J Hotels and Resorts Pvt Ltd
29	Dream Islands Development Pvt Ltd	5.0%	95.0%	Dream Islands Development Pvt Ltd
30	Maarandhoo Investments Pvt Ltd	5.0%	95.0%	Palm Lagoon beach Resort Pvt Ltd
31	Dhidhoo Finolhu Holdings Pvt Ltd	5.0%	95.0%	Dhidhoo Finolhu Investments Pvt Ltd
32	Amingiri Holdings Pvt Ltd	5.0%	95.0%	Amingiri Investments Pvt Ltd
33	Emil Resorts Pvt Ltd	5.0%	95.0%	Waitis SA
34	Naainfaru Holdings Pvt Ltd	5.0%	95.0%	The Exquisite Holidays Pvt Ltd
35	Hurasfaru Holdings Pvt Ltd	5.0%	95.0%	The Exquisite Holidays Pvt Ltd
36	Delmaa Pvt Ltd	5.0%	95.0%	Ammaaru Advocates Al-Haleeja and Legal Consultants
37	Kudhalifaru Holdings Pvt Ltd	5.0%	95.0%	Kudhalifaru Investment Pvt Ltd
38	Cello Holdings Pvt Ltd	10.0%	90.0%	Kanimeedhoo Holdings Pvt Ltd
39	Raania Investment Pvt Ltd	5.0%	95.0%	Platinum Capital Holdings Pvt Ltd
<b>Companies in Liquidation</b>				
1	Maldives National Shipping Ltd	100.0%	None	
2	Works Corporation Ltd	100.0%	None	
3	Hithadhoo Port Limited	100.0%	None	
4	Gan Airport Company Ltd	100.0%	None	
5	Kulhudhuffushi Port Ltd	100.0%	None	
6	Kooddoo Fisheries Maldives Ltd	100.0%	None	
7	Felivaru Fisheries Maldives Ltd	100.0%	None	
8	Villingilli Investments Pvt Ltd	30.0%	70.0%	Energy Tours
9	Maldives Road Development Corporation Limited	100.0%	None	
10	Hazaanaa Maldives	100.0%	None	
11	National Investments Management Company Limited	100.0%	None	
<b>Companies Liquidated</b>				
1	Maldives Entertainment Company Ltd	100.0%	None	
2	Central Utilities Ltd	100.0%	None	
3	North Central Utilities Ltd	100.0%	None	
4	Nothern Utilities Ltd	100.0%	None	

		Govt	Other	
5	South Central Utilities Ltd	100.0%	None	
6	Southern Utilities Ltd	100.0%	None	
7	Upper North Utilities Ltd	100.0%	None	
8	Upper South Utilities Ltd	100.0%	None	
9	Air Maldives Ltd	51.0%	49.0%	Naluri BHD
10	maldives National Broadcasting Corporation Ltd	100.0%	None	
11	Male' Health Services Corporation Ltd	100.0%	None	
12	Central Health Service Corporation Ltd	100.0%	None	
13	Nothern Health Service Corporation Ltd	100.0%	None	
14	North Central Health Service Ltd	100.0%	None	
15	South Central Health Service Corporation Ltd	100.0%	None	
16	Upper North Health Service Corporation Ltd	100.0%	None	
17	Southern Health Service Corporation Ltd	100.0%	None	
18	Upper South Health Service Corporation Ltd	100.0%	None	
19	Male' International Airport Pvt Ltd	100.0%	None	
Paper Companies				
1	Hulhumale' Intergrated Economic Zone Ltd	100.0%	None	
2	Hanimaadhoo Airport Company Ltd	100.0%	None	
3	Felivaru Port Ltd	100.0%	None	
4	Maldives Industrial Agriculture Company Ltd	100.0%	None	
5	Kulhudhuffushi Development Corporation	51.0%	49.0%	Island Kulhudhuffushi Council
6	Thinadhoo Development Corporation	51.0%	49.0%	Island Thinadhoo Council
7	Fuvahmulah Development Corporation	51.0%	49.0%	Island Fuvahmulah Council
8	Kaadehdhoo Airport Company Ltd	100.0%	None	
9	Maldives Green Fund	100.0%	None	



## Ministry of Finance



[fb.com/finance.gov.mv](https://fb.com/finance.gov.mv)



[@MoFmv](https://twitter.com/MoFmv)



[www.finance.gov.mv](https://www.finance.gov.mv)



[www.budget.gov.mv](https://www.budget.gov.mv)