

Proposed 12 Classroom at
S.Maradhoo, Maradhoo Feydhoo
Irushadhiyya School
(04 Storey)

ARCHITECTURAL & STRUCTURAL DRAWINGS

Client: Ministry of Education



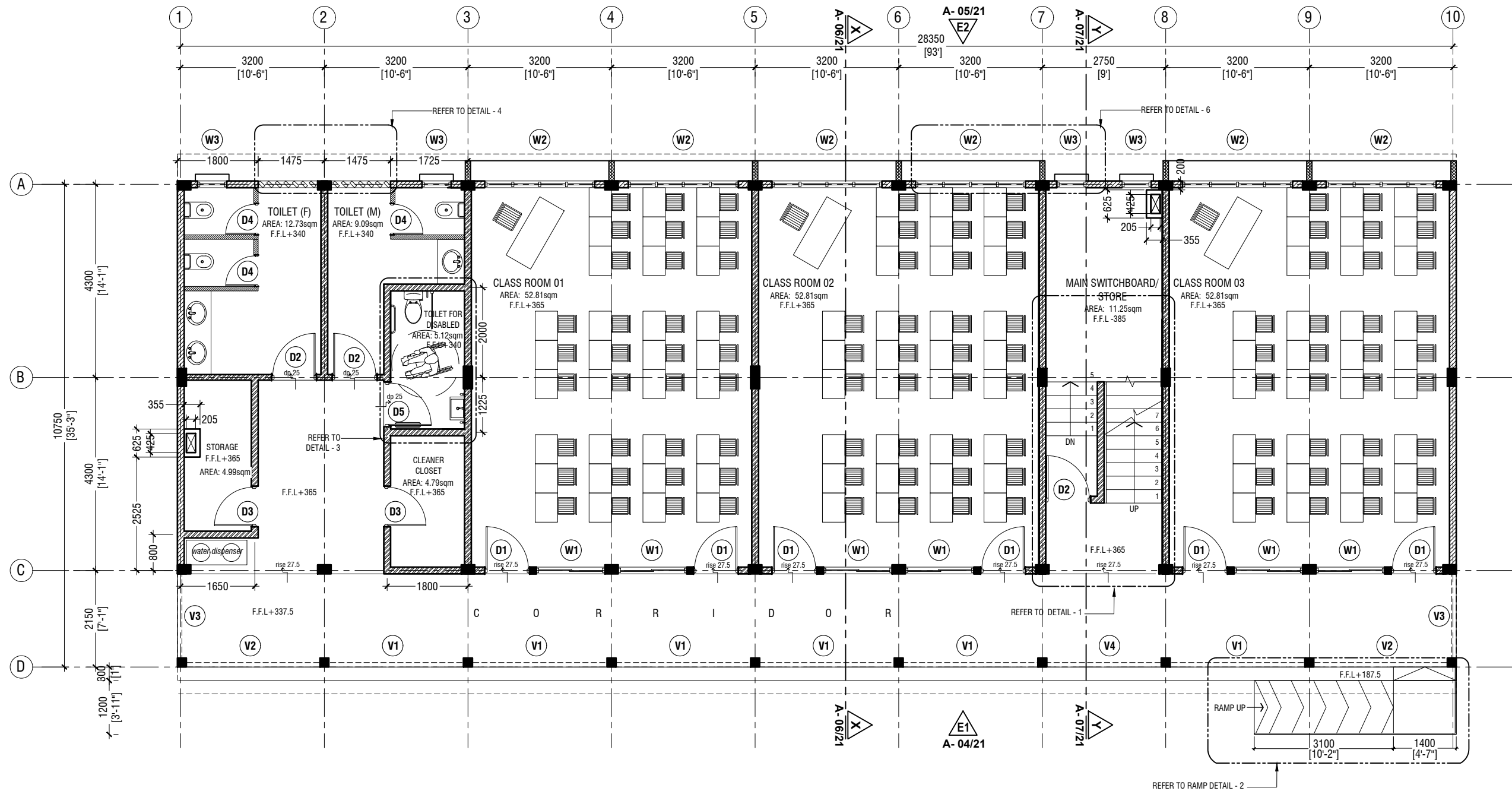
RIYAN PRIVATE LIMITED

t: +9603315049 f: +9603310776
e: info@riyan.com.mv
w: www.riyan.com.mv

3rd floor, H. Azum, Ameenemagui, Male'


TABLE OF CONTENTS

DRAWING No.	TITLE	REVISION No.	DATE	REMARKS
A R C H I T E	C T U R A L	---	---	---
A - 01 /21	GROUND FLOOR PLAN	---	---	---
A - 02 /21	FIRST - THIRD FLOOR PLAN	---	---	---
A - 03 /21	ROOF PLAN	---	---	---
A - 04 /21	ELEVATION E1	---	---	---
A - 05 /21	ELEVATION E2	---	---	---
A - 06 /21	SECTION X-X	---	---	---
A - 07 /21	SECTION Y-Y	---	---	---
A - 08 /21	DOOR & WINDOW SCHEDULE - 1	---	---	---
A - 09 /21	DOOR & WINDOW SCHEDULE - 2	---	---	---
A - 10 /21	VENTILATION SCHEDULE	---	---	---
A - 11 /21	GROUND FLOOR - FLOOR FINISHES PLAN	---	---	---
A - 12 /21	FIRST - THIRD FLOOR - FLOOR FINISHES PLAN	---	---	---
A - 13 /21	GROUND FLOOR - REFLECTED CEILING PLAN	---	---	---
A - 14 /21	FIRST - SECOND FLOOR - REFLECTED CEILING PLAN	---	---	---
A - 15 /21	THIRD FLOOR - REFLECTED CEILING PLAN	---	---	---
A - 16 /21	DETAIL - 1:STAIRCASE DETAILS	---	---	---
A - 17 /21	DETAIL - 2:MAIN ENTRANCE RAMP DETAILS	---	---	---
A - 18 /21	DETAIL - 3:TOILET DETAILS	---	---	---
A - 19 /21	DETAIL - 4:RC FIN DETAILS	---	---	---
A - 20 /21	DETAIL - 5:RAILING DETAILS	---	---	---
A - 21 /21	DETAIL - 6:RC WALL DETAILS	---	---	---
S T R U C T U R A L		---	---	---
S - 00 /12	GENERAL NOTES	---	---	---
S - 01 /12	FOUNDATION PLAN	---	---	---
S - 02 /12	FIRST - THIRD FLOOR COLUMN LAYOUT PLAN	---	---	---
S - 03 /12	FIRST - THIRD FLOOR BEAM PLAN	---	---	---
S - 04 /12	STORE / HALF LANDING FLOOR BEAM & SLAB REIN. PLAN	---	---	---
S - 05 /12	FIRST - THIRD FLOOR SLAB REINFORCEMENT PLAN	---	---	---
S - 06 /12	ROOF BEAM PLAN - 1 (+12150)	---	---	---
S - 07 /12	ROOF BEAM PLAN - 2 (+12706)	---	---	---
S - 08 /12	ROOF TRUSS AND FRAMING PLAN	---	---	---
S - 09 /12	ROOF TRUSS DETAILS	---	---	---
S - 10 /12	STRUCTURAL DETAILS - 1	---	---	---
S - 11 /12	STRUCTURAL DETAILS - 2	---	---	---
S - 12 /12	STRUCTURAL DETAILS - 3	---	---	---



GROUND FLOOR PLAN

SCALE 1:100



NOTE:

- PROPOSED 150mm THICK SOLID BLOCK - INTERIOR MASONRY WALL WITH 16mm PLASTERING, GROUND SMOOTH IN SELECTED PAINT FINISH
- PROPOSED 150mm THICK SOLID BLOCK - EXTERIOR MASONRY WALL WITH 20mm PLASTERING, GROUND SMOOTH IN SELECTED PAINT FINISH
- PROPOSED 100mm THICK SOLID BLOCK - INTERIOR MASONRY WALL WITH 16mm PLASTERING, GROUND SMOOTH IN SELECTED PAINT FINISH
- PROPOSED 120mm THICK RC WALL TO BE WATER PROOFED WITH WATER PROOFING AGENT
- PROPOSED 100mm THICK 2400mm HIGH SOLID BLOCK MASONRY WALL WITH 16mm PLASTERING, GROUND SMOOTH IN SELECTED PAINT FINISH

THE SCREEDING AND TILES ARE INCORPORATED IN THE FLOOR FINISH LEVELS

REFER TO ARCHITECT FOR FURTHER ASSISTANCE.



RIYAN PRIVATE LIMITED

t : +9603315049 f : +9603310776
e : info@riyan.com.mv
w : www.riyan.com.mv
3rd floor, H. Azum, Ameenemagu, Male'

S. Maradhoo, Maradhoo Feydhoo
Irushadhiyya School - 12 Classroom (04 Storey)
Client: Ministry of Education

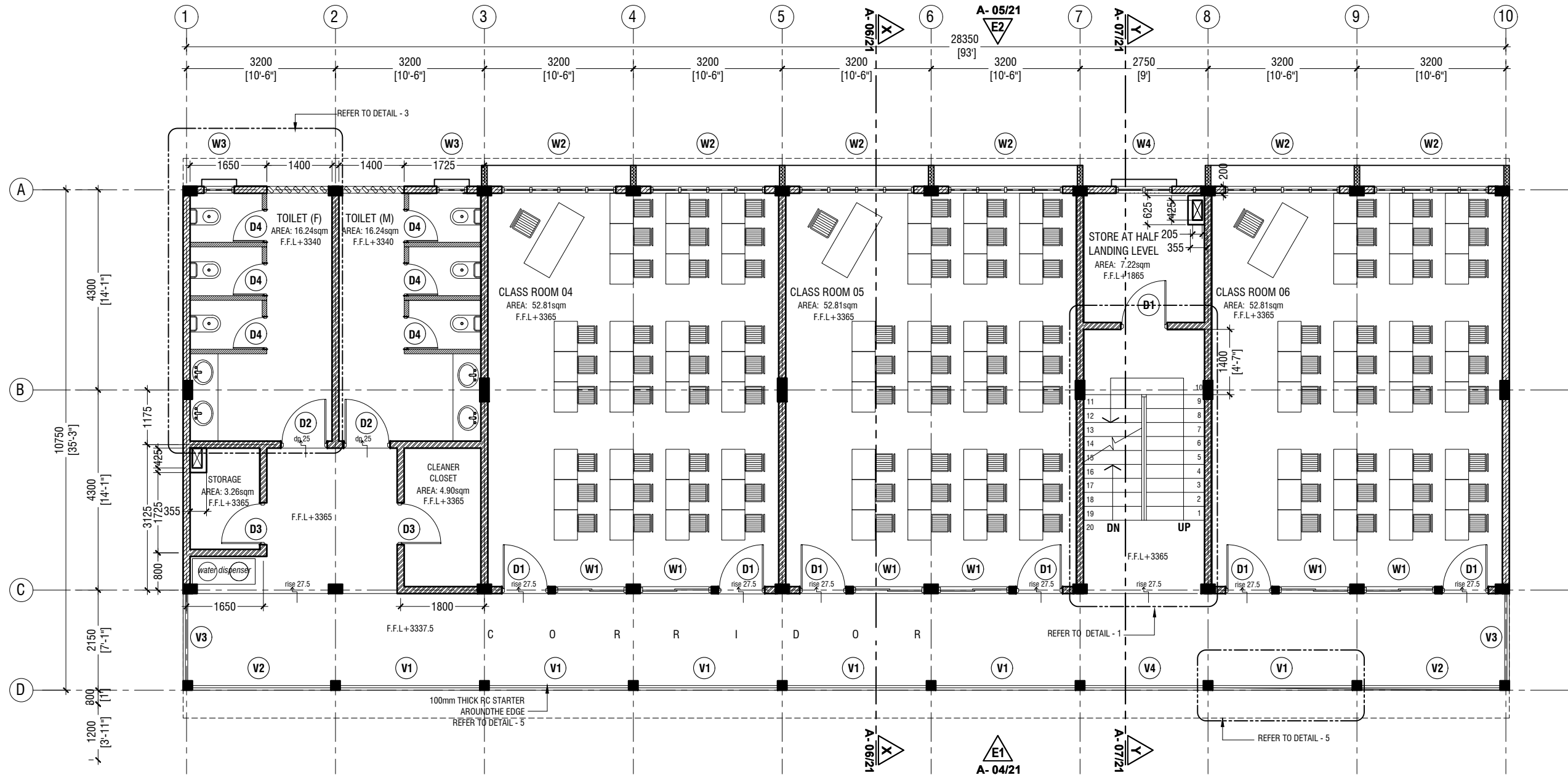
Project Number: RI/2017/012
Date: January 2021

Architect : Mariyam Irasha Shareef
Engineer : Mohamed Muththalib Waleed
Drawn by : Mariyam Leevan Jaleel
Services : Aishath Ahmed
Interior : -

Rev no	Date
--	-----
--	-----
--	-----
--	-----


Title: Ground Floor Plan

Page: A-01/21



FIRST - THIRD FLOOR PLAN

SCALE 1:100



NOTE:

- PROPOSED 150mm THICK SOLID BLOCK - INTERIOR MASONRY WALL WITH 16mm PLASTERING, GROUND SMOOTH IN SELECTED PAINT FINISH
- PROPOSED 150mm THICK SOLID BLOCK - EXTERIOR MASONRY WALL WITH 20mm PLASTERING, GROUND SMOOTH IN SELECTED PAINT FINISH
- PROPOSED 100mm THICK SOLID BLOCK - INTERIOR MASONRY WALL WITH 16mm PLASTERING, GROUND SMOOTH IN SELECTED PAINT FINISH
- PROPOSED 120mm THICK RC WALL TO BE WATER PROOFED WITH WATER PROOFING AGENT
- PROPOSED 100mm THICK 2400mm HIGH SOLID BLOCK MASONRY WALL WITH 16mm PLASTERING, GROUND SMOOTH IN SELECTED PAINT FINISH

THE SCREEDING AND TILES ARE INCORPORATED IN THE FLOOR FINISH LEVELS

REFER TO ARCHITECT FOR FURTHER ASSISTANCE.



RIYAN PRIVATE LIMITED

t : +9603315049 f : +9603310776
e : info@riyan.com.mv
w : www.riyan.com.mv
3rd floor, H. Azum, Ameenemagu, Male'

S. Maradhoo, Maradhoo Feydhoo
Irushadhiyya School - 12 Classroom (04 Storey)
Client: Ministry of Education

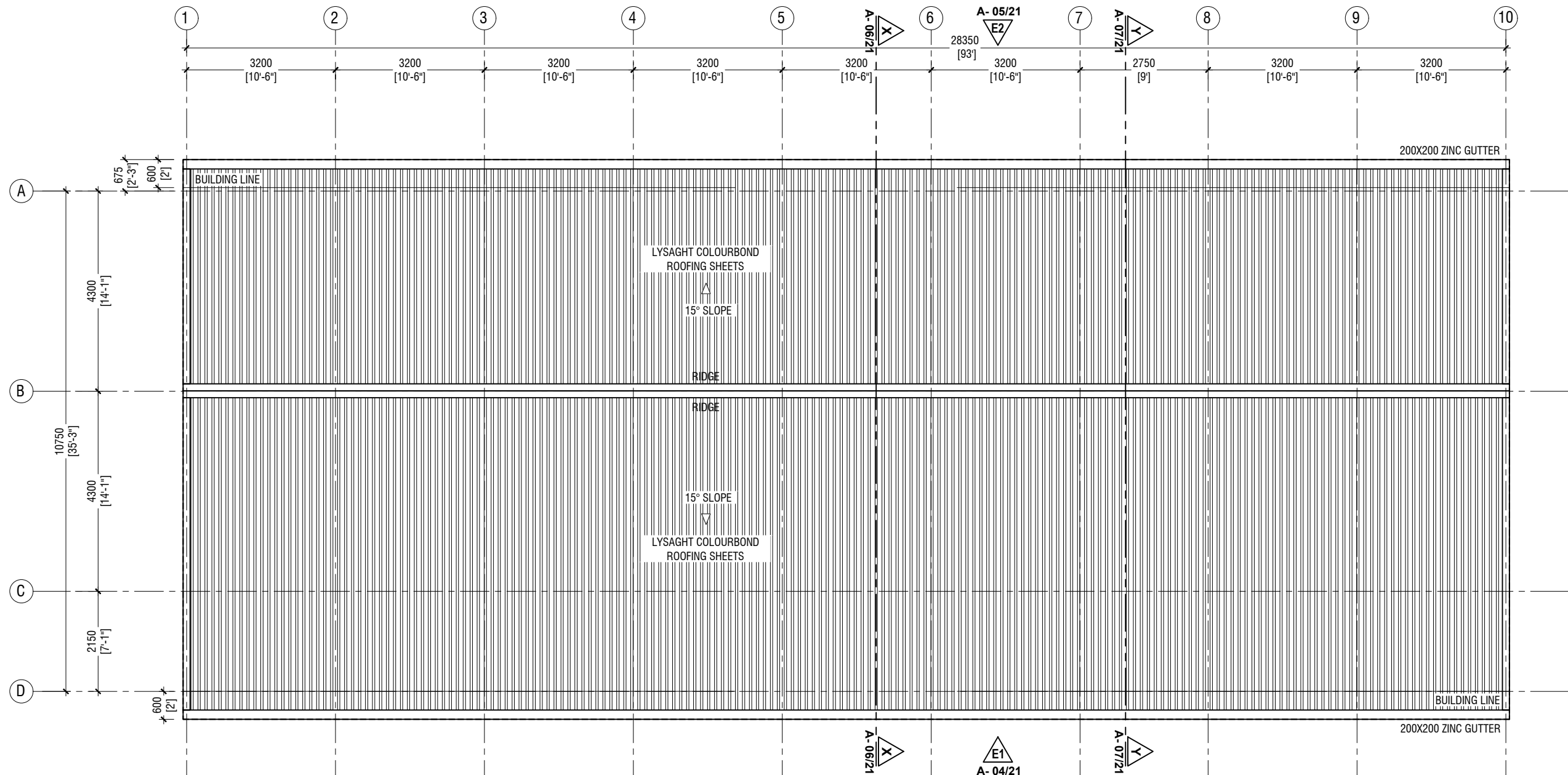
Project Number: RI/2017/012
Date: January 2021

Architect : Mariyam Irasha Shareef
Engineer : Mohamed Muththalib Waleed
Drawn by : Mariyam Leevan Jaleel
Services : Aishath Ahmed
Interior : -

Rev no	Date
--	-----
--	-----
--	-----

Title: First - Third Floor Plan

Page: A-02/21



ROOF PLAN

SCALE 1:100



NOTE:

ROOF MATERIAL: LYSAGHT COLOURBOND ROOFING SHEETS
ROOF SLOPE : 15°
ROOF OVERHANG: 600mm



RIYAN PRIVATE LIMITED

t : +9603315049 f : +9603310776
e : info@riyan.com.mv
w : www.riyan.com.mv
3rd floor, H. Azum, Ameenemagu, Male'

S. Maradhoo, Maradhoo Feydhoo
Irushadhiyya School - 12 Classroom (04 Storey)
Client: Ministry of Education

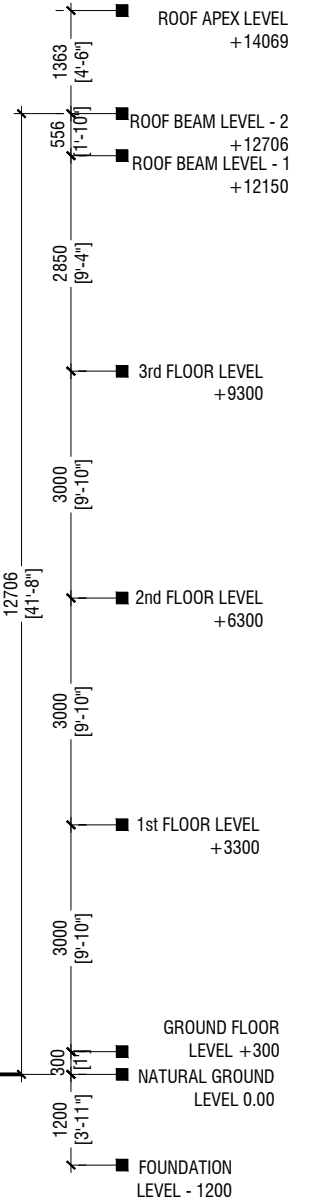
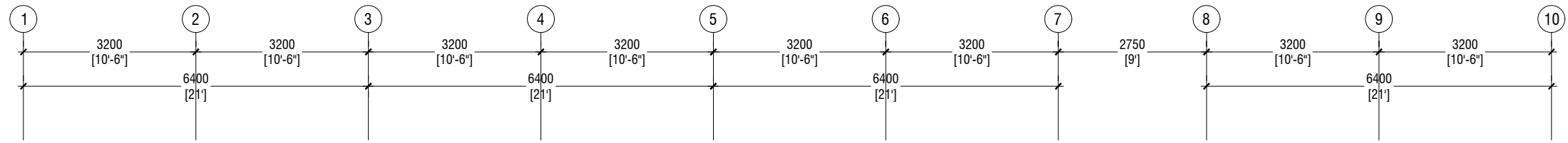
Project Number: RI/2017/012
Date: January 2021

Architect : Mariyam Irasha Shareef
Engineer : Mohamed Muththalib Waleed
Drawn by : Mariyam Leevan Jaleel
Services : Aishath Ahmed
Interior : -


Rev no	Date
--	-----
--	-----
--	-----
--	-----

Title: Roof Plan

Page: A-03/21



ELEVATION - E1



RIYAN PRIVATE LIMITED

t : +9603315049 f : +9603310776
e : info@riyan.com.mv
w : www.riyan.com.mv
3rd floor, H. Azum, Ameenemogu, Male'

S. Maradhoo, Maradhoo Feydhoo
Irushadhiyya School - 12 Classroom (04 Storey)
Client: Ministry of Education

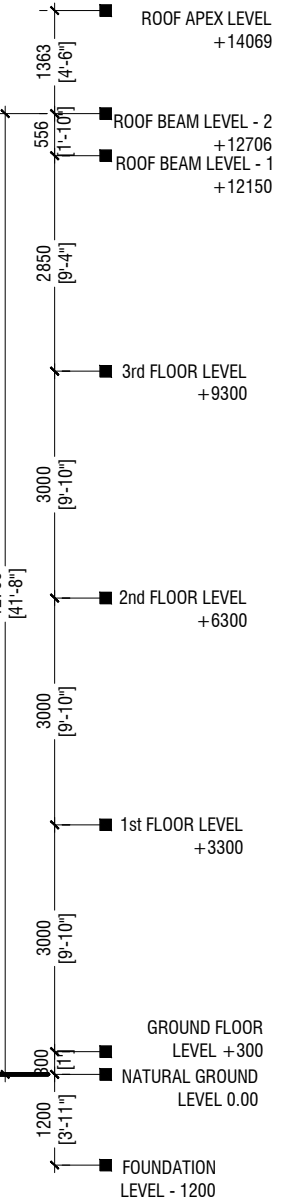
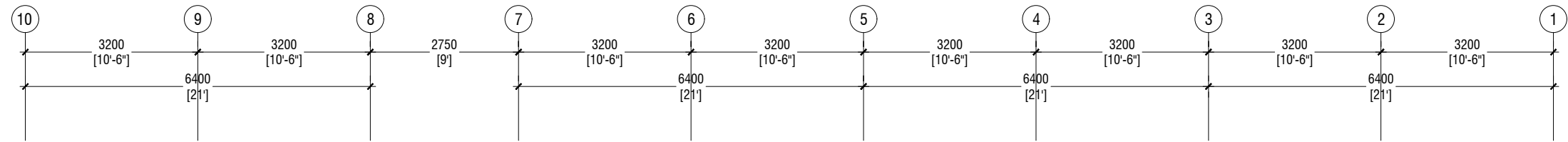
Project Number: RI/2017/012
Date: January 2021

Architect : Mariyam Irasha Shareef
Engineer : Mohamed Muththalib Waleed
Drawn by : Mariyam Leevan Jaleel
Services : Aishath Ahmed
Interior : -

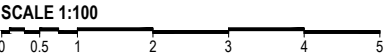
Rev no	Date
--	-----
--	-----
--	-----
--	-----

Title: Elevation E1

Page: A-04/21



ELEVATION - E2



RIYAN PRIVATE LIMITED

t : +9603315049 f : +9603310776
e : info@riyan.com.mv
w : www.riyan.com.mv
3rd floor, H. Azum, Ameenemagu, Male'

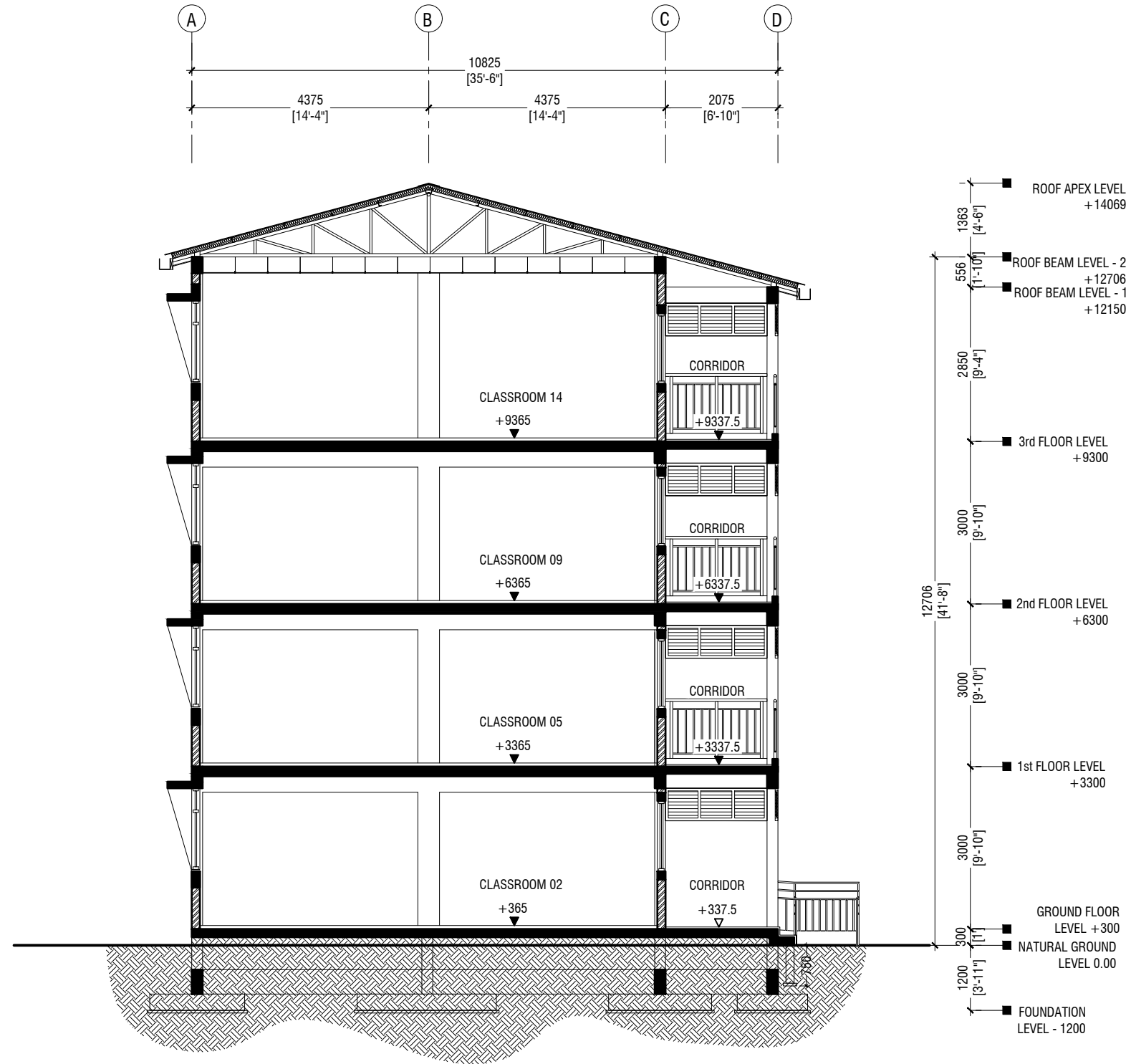
S. Maradhoo, Maradhoo Feydhoo
Irushadhiyya School - 12 Classroom (04 Storey)
Client: Ministry of Education

Project Number: RI/2017/012
Date: January 2021
Architect : Mariyam Irasha Shareef
Engineer : Mohamed Muththalib Waleed
Drawn by : Mariyam Leevan Jaleel
Services : Aishath Ahmed
Interior : -

Rev no	Date
--	-----
--	-----
--	-----
--	-----

Title: Elevation E2

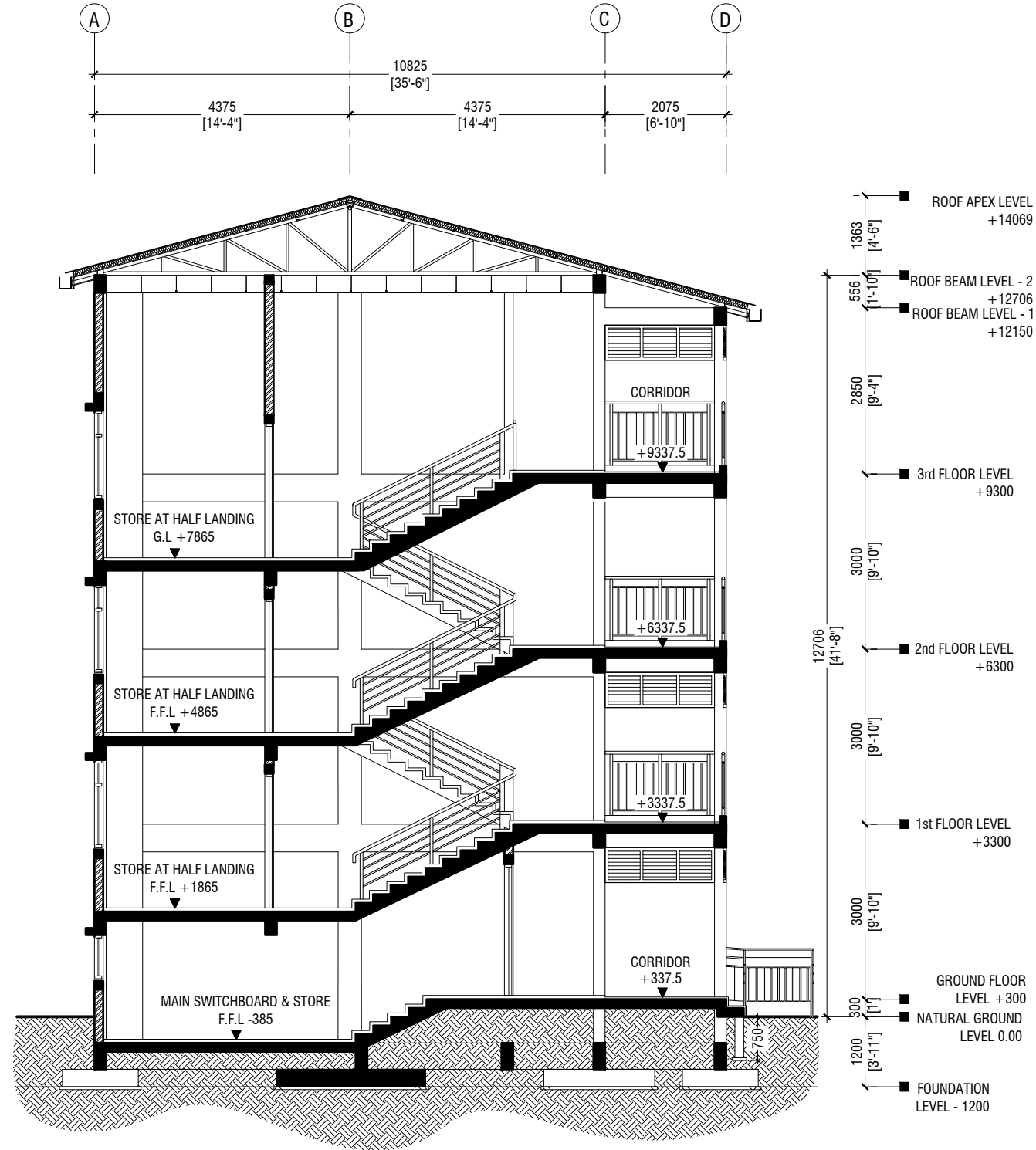
Page: A-05/21



SECTION X-X

SCALE 1:100





SECTION Y-Y

SCALE 1:100



RIYAN PRIVATE LIMITED

t : +9603315049 f : +9603310776
e : info@riyan.com.mv
w : www.riyan.com.mv
3rd floor, H. Azum, Ameerneemagu, Male'

S. Maradhoo, Maradhoo Feydhoo
Irushadhiyya School - 12 Classroom (04 Storey)
Client: Ministry of Education

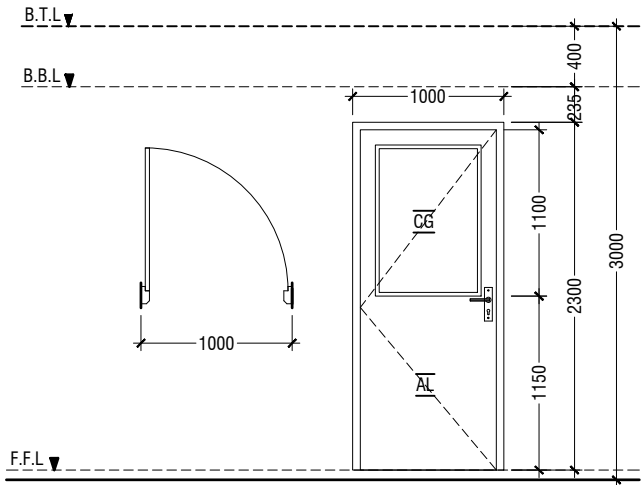
Project Number: RI/2017/012
Date: January 2021

Architect : Mariyam Irasha Shareef
Engineer : Mohamed Muththalib Waleed
Drawn by : Mariyam Leevan Jaleel
Services : Aishath Ahmed
Interior : -

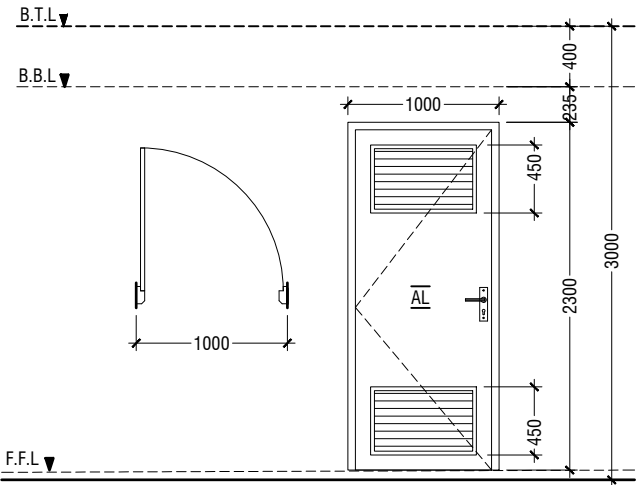
Rev no	Date
--	-----
--	-----
--	-----
--	-----

Title: Section Y-Y

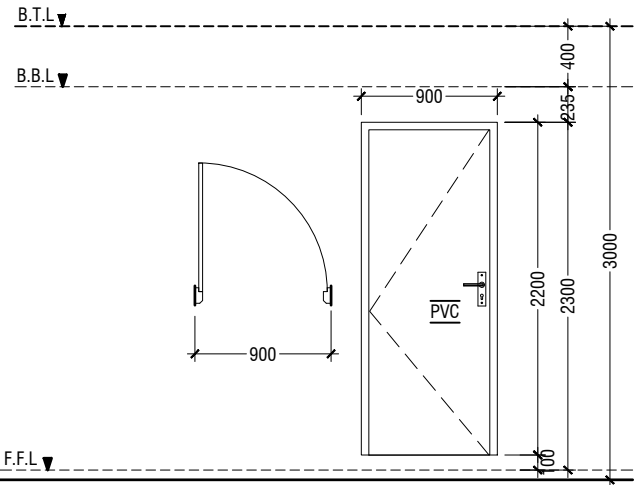
Page: A-07/21



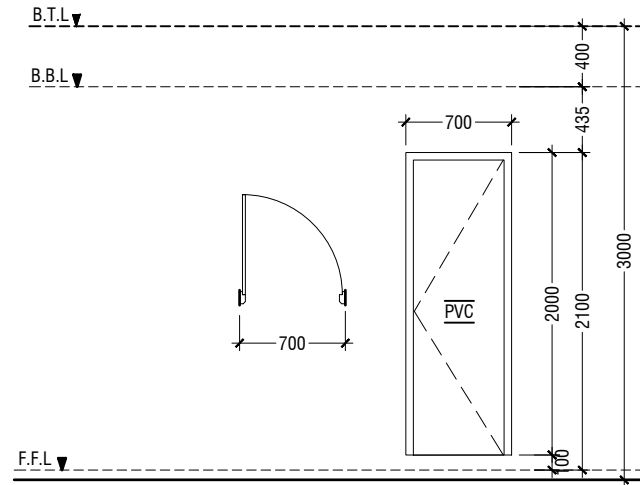
D1	SWING DOOR
REMARKS	50mm THICK WHITE POWDER COATED (60 MICRONS) ALUMINUM FRAMED WITH ALUMINIUM PANEL AND 6mm THICK CLEAR GLASS
LOCATION	CLASSROOMS & HALF LANDING STORE ROOM
QUANTITY	27 NOS
OPEN AREA	2.03 sqm



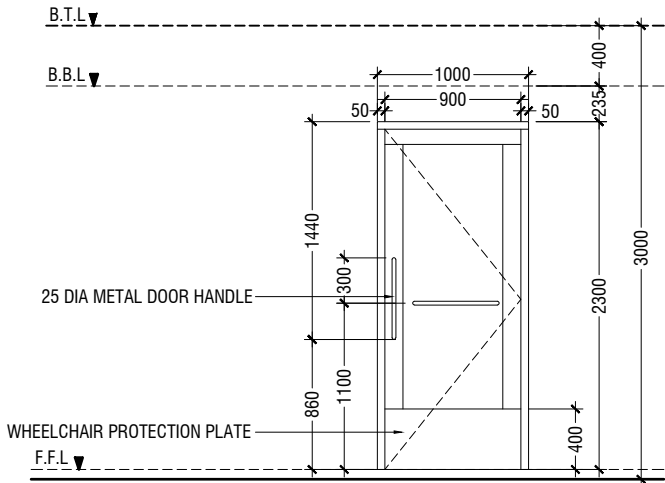
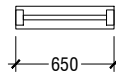
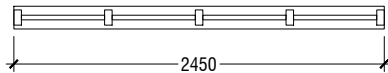
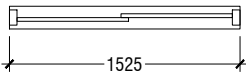
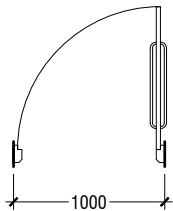
D2	SWING DOOR WITH ALUMINIUM LOUVERS
REMARKS	50mm THICK WHITE POWDER COATED (60 MICRONS) ALUMINUM FRAMED WITH ALUMINIUM PANEL AND ALUMINUM LOUVERS
LOCATION	TOILETS & MAIN SWITCH BOARD STORE
QUANTITY	09 NOS
OPEN AREA	2.03 sqm



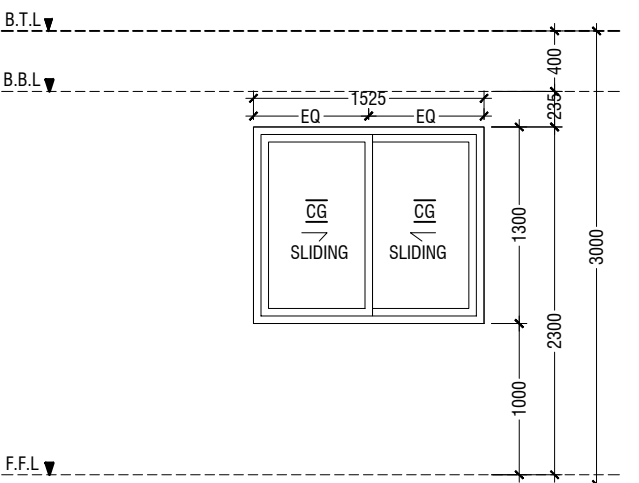
D3	PVC SWING DOOR
REMARKS	PVC WHITE FRAME AND PANEL
LOCATION	STORE & CLEANER CLOSET
QUANTITY	08 NOS
OPEN AREA	1.29 SQM



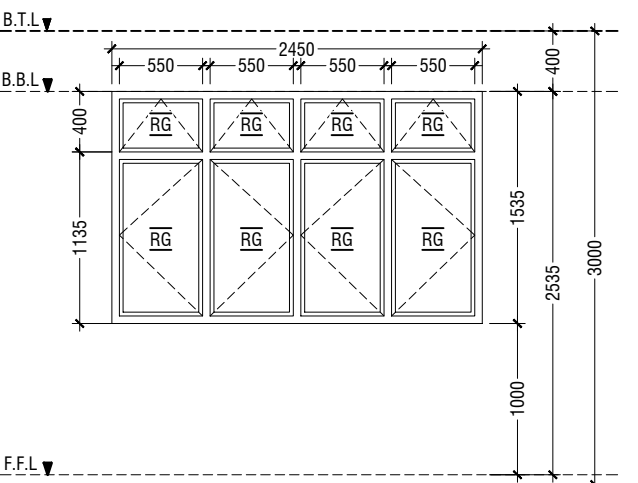
D4	PVC SWING DOOR
REMARKS	PVC WHITE FRAME AND PANEL
LOCATION	TOILETS STALLS
QUANTITY	21 NOS
OPEN AREA	1.17 SQM



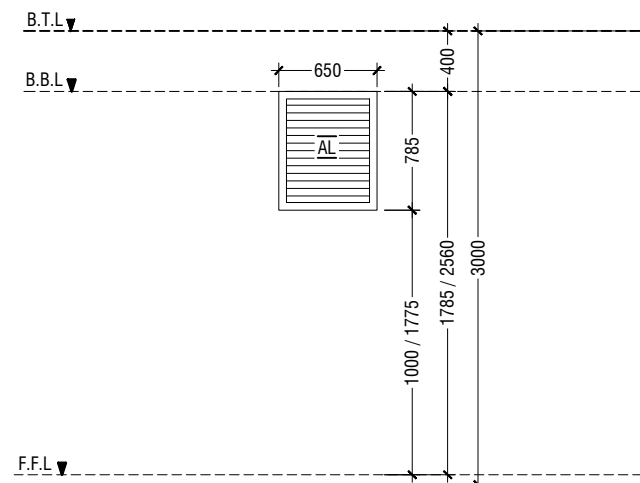
D5	SWING DOOR
REMARKS	50mm THICK WHITE POWDER COATED (60 MICRONS) ALUMINUM FRAMED WITH ALUMINIUM PANEL
LOCATION	DISABLED TOILET
QUANTITY	01 NOS
OPEN AREA	2.03 sqm



W1	SLIDING WINDOW
REMARKS	50mm THICK WHITE POWDER COATED (60 MICRONS) ALUMINUM FRAMED WITH ALUMINIUM PANEL AND 6mm THICK CLEAR GLASS
LOCATION	CLASSROOMS
QUANTITY	24 NOS
OPEN AREA	0.83 sqm



W2	SWING WINDOW
REMARKS	50mm THICK WHITE POWDER COATED (60 MICRONS) ALUMINUM FRAMED WINDOW WITH 6mm THICK REFLECTIVE GLASS
LOCATION	CLASSROOMS
QUANTITY	24 NOS
OPEN AREA	2.97 sqm



W3	WINDOW WITH ALUMINIUM LOUVERS
REMARKS	50mm THICK WHITE POWDER COATED (60 MICRONS) ALUMINUM FRAMED WITH ALUMINIUM LOUVERS
LOCATION	TOILETS & MAIN SWITCH BOARD STORE
QUANTITY	10 NOS
OPEN AREA	0.36 SQM

- NOTE:-
1. FLOOR TO FLOOR HEIGHT VARIES AND WILL BE SUBJECTED TO CHANGES
 2. MAINTAIN FLOOR TO WINDOW SILL STANDARD HEIGHT REGULATION OF 1M.
 3. REFER TO ARCHITECT FOR FURTHER ASSISTANCE.
 4. ALL DOORS & WINDOWS TO BE CHECKED ON SITE BEFORE FABRICATION.
 5. ALL DOOR & WINDOWS VIEWED FROM EXTERIOR, FOR DOOR SWING, REFER TO FLOOR PLANS.
 6. THE DOORS / WINDOWS WHICH DO NOT TOUCH THE BEAM SHALL HAVE A LINTEL BEAM (LB) ABOVE THE DOOR / WINDOW.
 7. FOR ALL THE WINDOWS PUT A SILL BEAM BELOW THE WINDOW (SB)
 8. FOR SAFETY PURPOSES REFER TO TECHNICAL SPECIFICATIONS FOR GLASS THICKNESS.

LEGEND:

CG - CLEAR GLASS
RG - REFLECTED GLASS
AL - ALUMINIUM
PVC - POLYVINYL CHLORIDE

DOOR & WINDOW SCHEDULE - 1

SCALE 1:50



RIYAN PRIVATE LIMITED

t : +9603315049 f : +9603310776
e : info@riyan.com.mv
w : www.riyan.com.mv
3rd floor, H. Azum, Ameenemagu, Male'

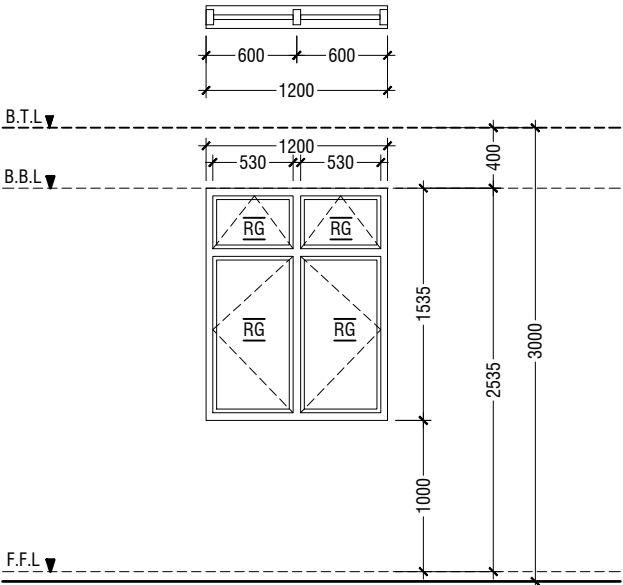
S. Maradhoo, Maradhoo Feydhoo
Irushadhiyya School - 12 Classroom (04 Storey)
Client: Ministry of Education

Project Number: RI/2017/012
Date: January 2021
Architect : Mariyam Irasha Shareef
Engineer : Mohamed Muththalib Waleed
Drawn by : Mariyam Leevan Jaleel
Services : Aishath Ahmed
Interior : -

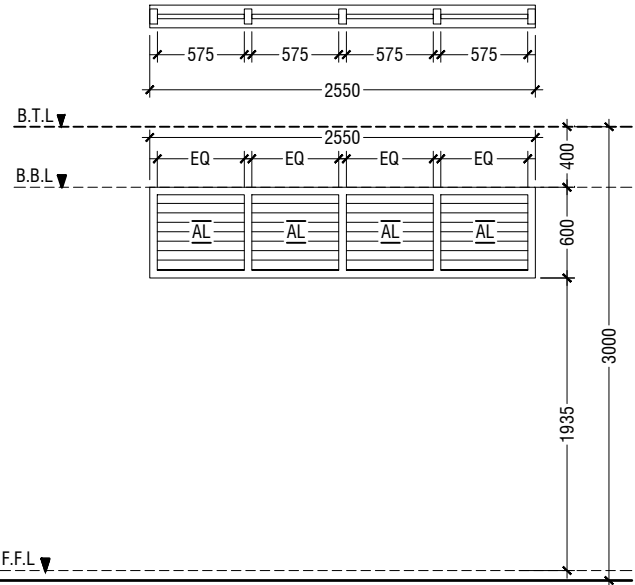
Rev no	Date
--	-----
--	-----
--	-----
--	-----

Title: Door & Window
Schedule - 1

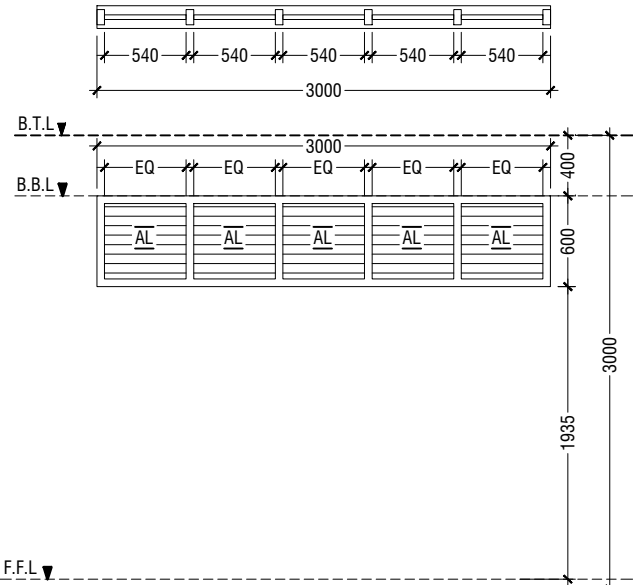
Page: A-08/21



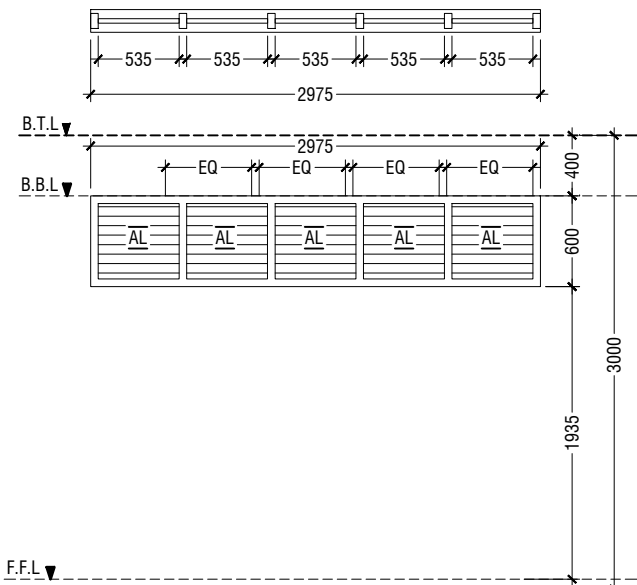
W4	SWING WINDOW
REMARKS	50mm THICK WHITE POWDER COATED (60 MICRONS) ALUMINUM FRAMED WINDOW WITH 6mm THICK REFLECTIVE GLASS
LOCATION	HALF LANDING STORE ROOM
QUANTITY	3 NOS
OPEN AREA	1.43 sqm



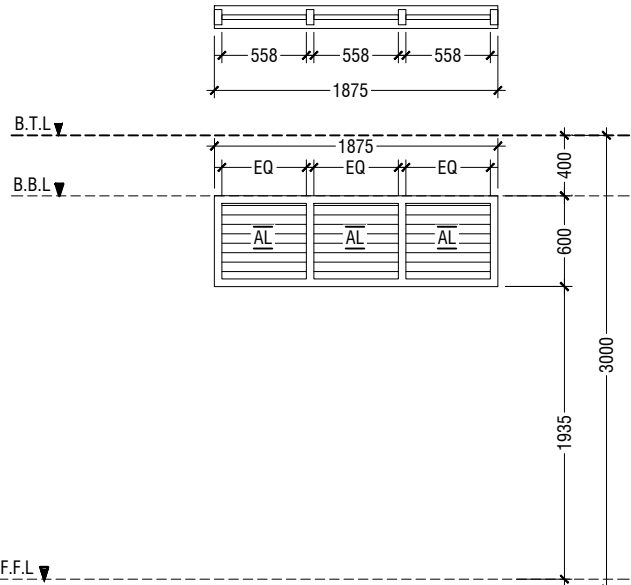
V4	SUNSHADING
REMARKS	50mm THICK WHITE POWDER COATED (60 MICRONS) ALUMINUM FRAMED WITH ALUMINUM LOUVERS
LOCATION	CORRIDOR
QUANTITY	04 NOS
OPEN AREA	1.15 SQM



V1	SUNSHADING
REMARKS	50mm THICK WHITE POWDER COATED (60 MICRONS) ALUMINUM FRAMED WITH ALUMINUM LOUVERS
LOCATION	CORRIDOR
QUANTITY	24 NOS
OPEN AREA	1.35 SQM



V2	SUNSHADING
REMARKS	50mm THICK WHITE POWDER COATED (60 MICRONS) ALUMINUM FRAMED WITH ALUMINUM LOUVERS
LOCATION	CORRIDOR
QUANTITY	08 NOS
OPEN AREA	1.35 SQM



V3	SUNSHADING
REMARKS	50mm THICK WHITE POWDER COATED (60 MICRONS) ALUMINUM FRAMED WITH ALUMINUM LOUVERS
LOCATION	CORRIDOR
QUANTITY	08 NOS
OPEN AREA	0.84 SQM

LEGEND:
CG - CLEAR GLASS
RG - REFLECTED GLASS
AL - ALUMINIUM
PVC - POLYVINYL CHLORIDE

- NOTE:-
1. FLOOR TO FLOOR HEIGHT VARIES AND WILL BE SUBJECTED TO CHANGES
 2. MAINTAIN FLOOR TO WINDOW SILL STANDARD HEIGHT REGULATION OF 1M.
 3. REFER TO ARCHITECT FOR FURTHER ASSISTANCE.
 4. ALL DOORS & WINDOWS TO BE CHECKED ON SITE BEFORE FABRICATION.
 5. ALL DOOR & WINDOWS VIEWED FROM EXTERIOR, FOR DOOR SWING, REFER TO FLOOR PLANS.
 6. THE DOORS / WINDOWS WHICH DO NOT TOUCH THE BEAM SHALL HAVE A LINTEL BEAM (LB) ABOVE THE DOOR / WINDOW.
 7. FOR ALL THE WINDOWS PUT A SILL BEAM BELOW THE WINDOW (SB)
 8. FOR SAFETY PURPOSES REFER TO TECHNICAL SPECIFICATIONS FOR GLASS THICKNESS.

DOOR & WINDOW SCHEDULE - 2

SCALE 1:50



RIYAN PRIVATE LIMITED

t : +9603315049 f : +9603310776
e : info@riyan.com.mv
w : www.riyan.com.mv
3rd floor, H. Azum, Ameenemagu, Male'

S. Maradhoo, Maradhoo Feydhoo
Irushadhiyya School - 12 Classroom (04 Storey)
Client: Ministry of Education

Project Number: RI/2017/012
Date: January 2021
Architect : Mariyam Irasha Shareef
Engineer : Mohamed Muththalib Waleed
Drawn by : Mariyam Leevan Jaleel
Services : Aishath Ahmed
Interior : -

Rev no	Date
--	-----
--	-----
--	-----
--	-----

Title: Door & Window
Schedule - 2

Page: A-09/21

SCHEDULE OF VENTILATION FOR IRUSHADHIYA SCHOOL

Room name/ Number	Room Areas (sqm) (Specify centre to centre or clear)	Window (opening) number	Required opening areas (sqm)	Designed opening areas (sqm)	Open %
<u>Ground Floor</u>					
1 Classroom 1	52.81	2W1, 2W2 & 2D1	5.28	11.66	22.08%
2 Classroom 2	52.81	2W1, 2W2 & 2D1	5.28	11.66	22.08%
3 Classroom 3	52.81	2W1, 2W2 & 2D1	5.28	11.66	22.08%
4 Toilet (F)	12.73	D2 & 2W3	1.27	2.75	21.60%
5 Toilet (M)	9.09	D2 & 2W3	0.91	2.75	30.25%
6 Toilet for disabled	5.12	D2	0.51	2.03	39.65%
7 Main switchboard /store	11.25	Mechanical Ventilation			
<u>First to Third Floor</u>					
1 Classroom 4	52.81	2W1, 2W2 & 2D1	5.28	11.66	22.08%
2 Classroom 5	52.81	2W1, 2W2 & 2D1	5.28	11.66	22.08%
3 Classroom 6	52.81	2W1, 2W2 & 2D1	5.28	11.66	22.08%
4 Toilet (F)	16.24	D2 & 2W3	1.62	2.75	16.93%
5 Toilet (M)	16.24	D2 & 2W3	1.62	2.75	16.93%
6 Store at half landing level	7.22	W4	0.72	1.43	19.81%

VENTILATION SCHEDULE



RIYAN PRIVATE LIMITED

t : +9603315049 f : +9603310776
e : info@riyan.com.mv
w : www.riyan.com.mv
3rd floor, H. Azum, Ameenemagu, Male'

S. Maradhoo, Maradhoo Feydhoo
Irushadhiyya School - 12 Classroom (04 Storey)
Client: Ministry of Education

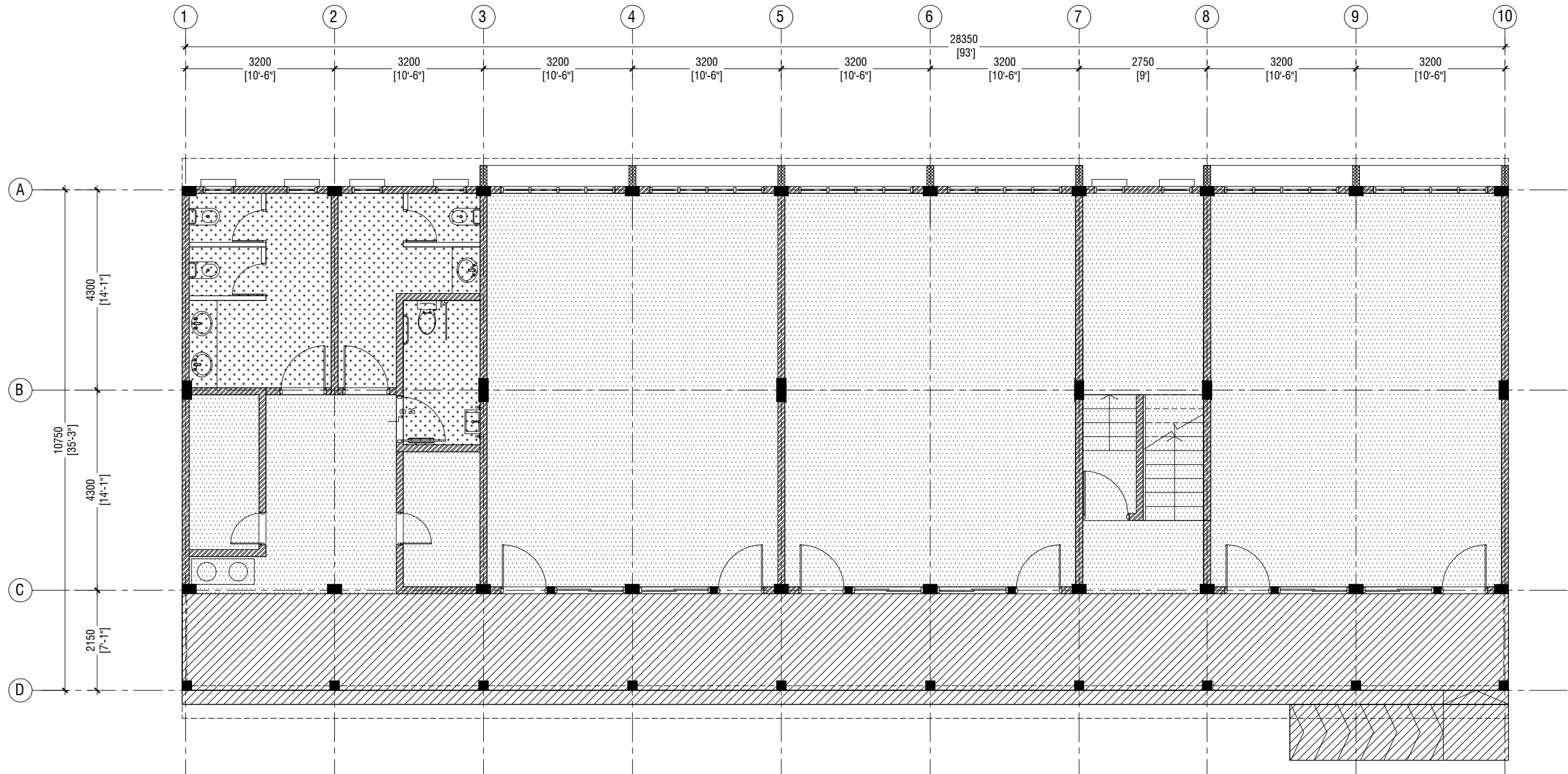
Project Number: RI/2017/012
Date: January 2021

Architect : Mariyam Irasha Shareef
Engineer : Mohamed Muththalib Waleed
Drawn by : Mariyam Leevan Jaleel
Services : Aishath Ahmed
Interior : -

Rev no	Date
--	-----
--	-----
--	-----
--	-----




Title: Ventilation Schedule

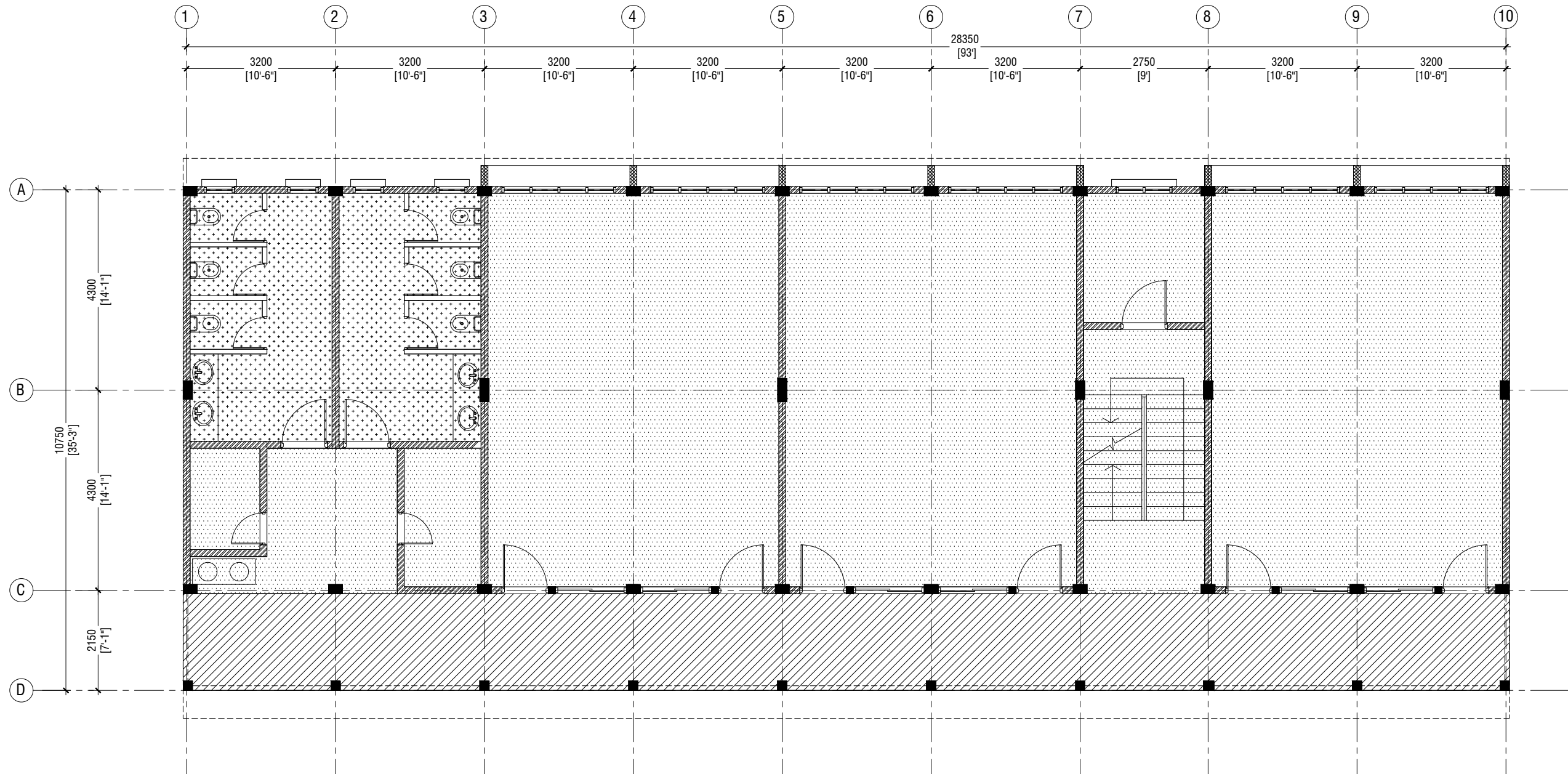
Page: A-10/21



**GROUND FLOOR
FLOOR FINISHES PLAN**
SCALE 1:100


LEGEND

CODE	DESCRIPTION
	600X600mm HOMOGENOUS NON-SLIP TILES OVER 50mm SCREEDING
	35mm NORMAL SCREEDING WITH 2.5mm SELF LEVELING CEMENT WITH EPOXY FLOOR PAINT (2 COATS OF EPOXY)
	300X300mm HOMOGENOUS NON-SLIP TILES OVER 25mm SCREEDING



FIRST - THIRD FLOOR FLOOR FINISHES PLAN

SCALE 1:100



LEGEND

CODE	DESCRIPTION
	600X600mm HOMOGENOUS NON-SLIP TILES OVER 50mm SCREEDING
	35mm NORMAL SCREEDING WITH 2.5mm SELF LEVELING CEMENT WITH EPOXY FLOOR PAINT (2 COATS OF EPOXY)
	300X300mm HOMOGENOUS NON-SLIP TILES OVER 25mm SCREEDING



RIYAN PRIVATE LIMITED

t : +9603315049 f : +9603310776
e : info@riyan.com.mv
w : www.riyan.com.mv
3rd floor, H. Azum, Ameenemagu, Male'

S. Maradhoo, Maradhoo Feydhoo
Irushadhiyya School - 12 Classroom (04 Storey)
Client: Ministry of Education

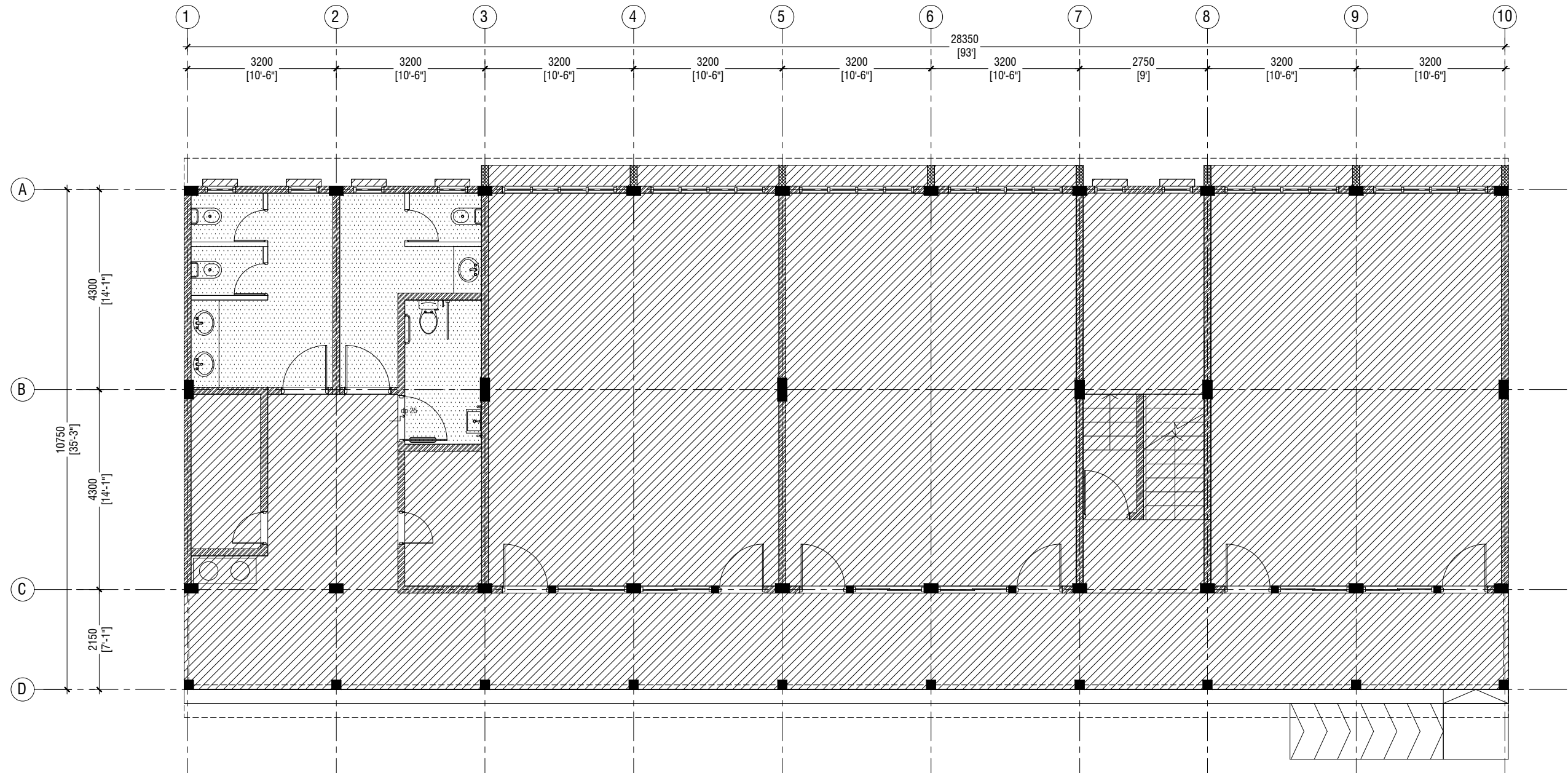
Project Number: RI/2017/012
Date: January 2021

Architect : Mariyam Irasha Shareef
Engineer : Mohamed Muththalib Waleed
Drawn by : Mariyam Leevan Jaleel
Services : Aishath Ahmed
Interior : -

Rev no	Date
--	-----
--	-----
--	-----

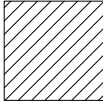

Title: First - Third Floor
Floor Finishes Plan

Page: A-12/21



**GROUND FLOOR
REFLECTED CEILING PLAN**
SCALE 1:100

LEGEND

CODE	DESCRIPTION
	EXPOSED SLAB SOFFIT TO BE GROUND SMOOTH IN SELECT PAINT FINISH (ONE COAT OF PUTTY FOLLOWED BY SEALER AND 2 COATS OF PAINT)
	6mm THICK CEMENT BOARD ON ROOF EAVE/GABLE CEILING (ONE COAT OF PUTTY FOLLOWED BY SEALER AND 2 COATS OF PAINT)



RIYAN PRIVATE LIMITED

t : +9603315049 f : +9603310776
e : info@riyan.com.mv
w : www.riyan.com.mv
3rd floor, H. Azum, Ameerneemagu, Male'

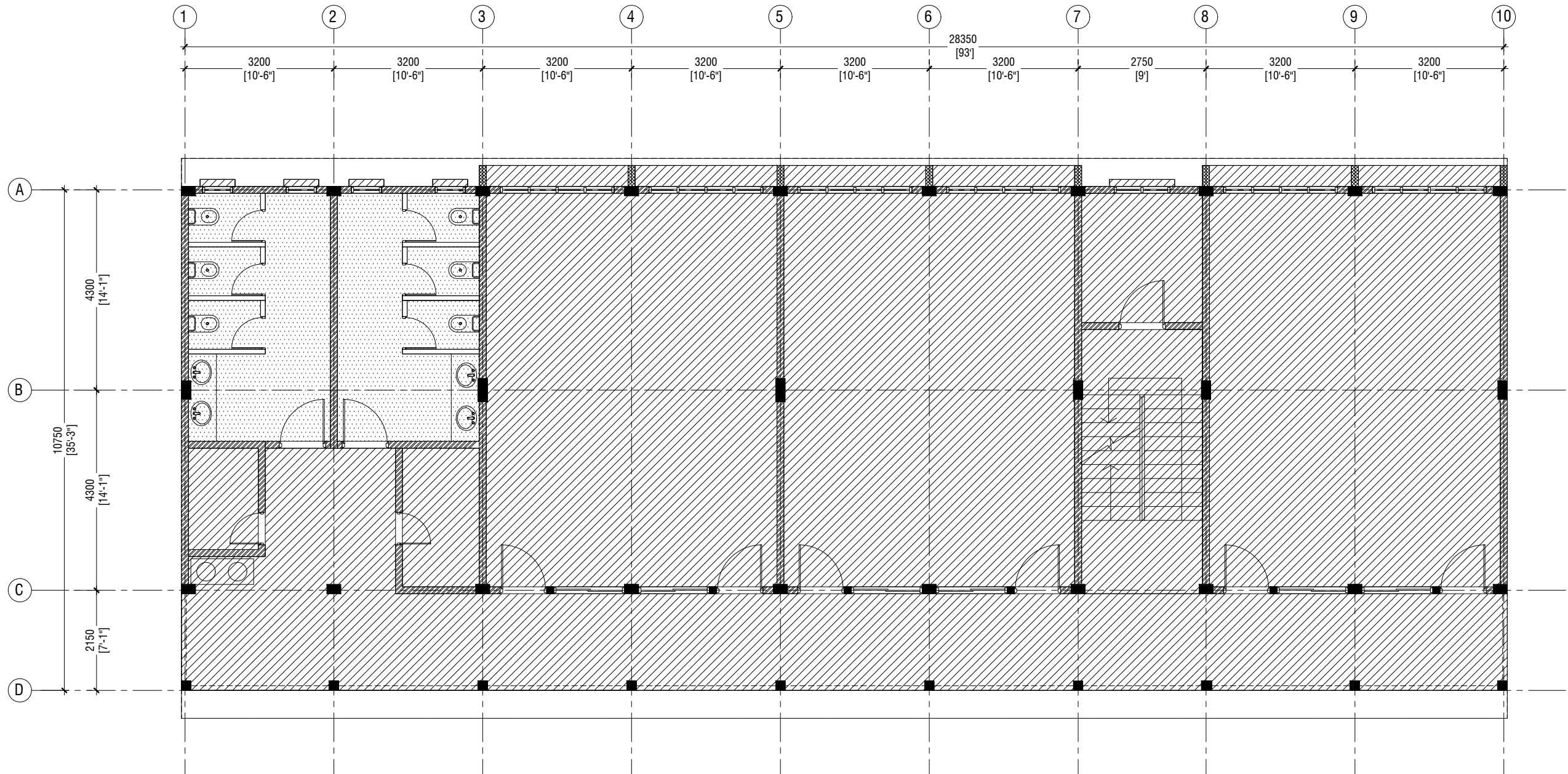
S. Maradhoo, Maradhoo Feydhoo
Irushadhiyya School - 12 Classroom (04 Storey)
Client: Ministry of Education

Project Number: RI/2017/012
Date: January 2021
Architect : Mariyam Irasha Shareef
Engineer : Mohamed Muththalib Waleed
Drawn by : Mariyam Leevan Jaleel
Services : Aishath Ahmed
Interior : -

Rev no	Date
--	-----
--	-----
--	-----
--	-----



Title: Ground Floor
Reflected Ceiling Plan

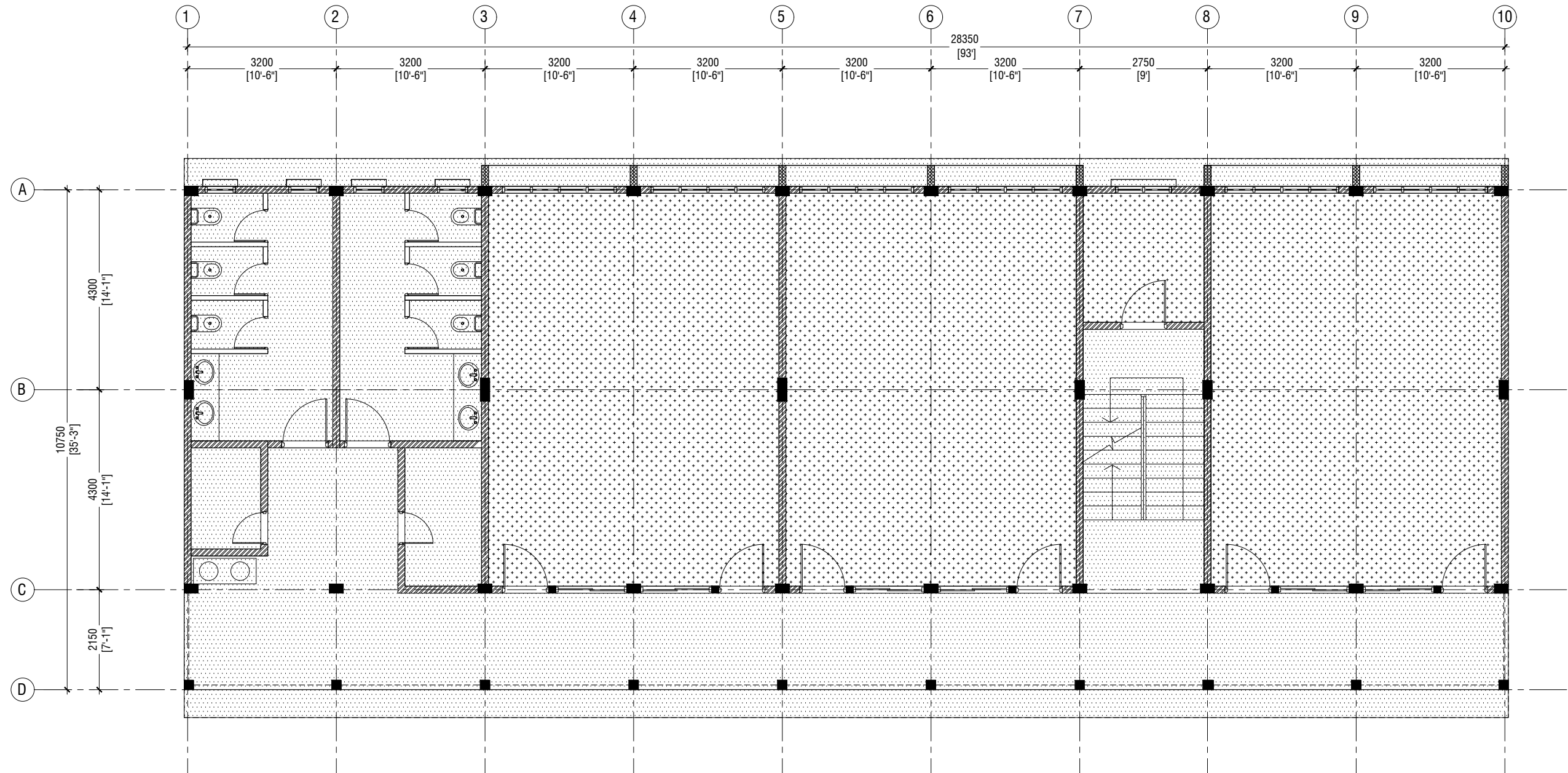
Page: A-13/21



**FIRST - SECOND FLOOR
REFLECTED CEILING PLAN**
SCALE 1:100

LEGEND



CODE	DESCRIPTION
	EXPOSED SLAB SOFFIT TO BE GROUND SMOOTH IN SELECT PAINT FINISH (ONE COAT OF PUTTY FOLLOWED BY SEALER AND 2 COATS OF PAINT)
	6mm THICK CEMENT BOARD ON ROOF EAVE/GABLE CEILING (ONE COAT OF PUTTY FOLLOWED BY SEALER AND 2 COATS OF PAINT)



**THIRD FLOOR
REFLECTED CEILING PLAN**

SCALE 1:100
0 0.5 1 2 3 4 5

LEGEND

CODE	DESCRIPTION
	9mm THICK FIXED CEILING 'BORAL' OR EQUIVALENT PLASTERBOARD CEILING SYSTEM WITH TIMBER FRAMES, APPLIED WITH GROUND SMOOTH FINISH IN SELECTED PAINT
	6mm THICK CEMENT BOARD ON ROOF EAVE/GABLE CEILING (ONE COAT OF PUTTY FOLLOWED BY SEALER AND 2 COATS OF PAINT)



RIYAN PRIVATE LIMITED

t : +9603315049 f : +9603310776
e : info@riyan.com.mv
w : www.riyan.com.mv
3rd floor, H. Azum, Ameenemagu, Male'

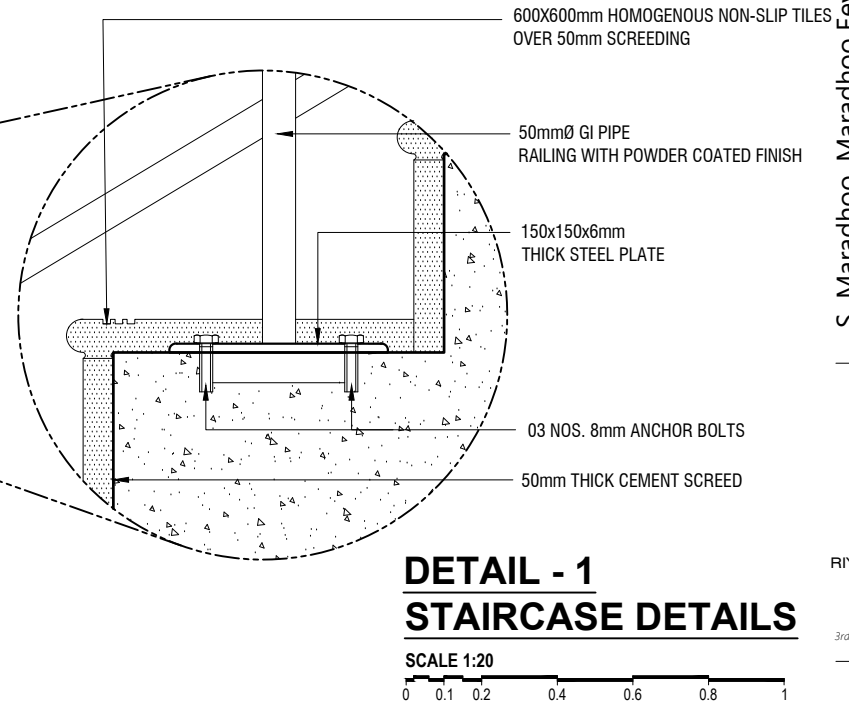
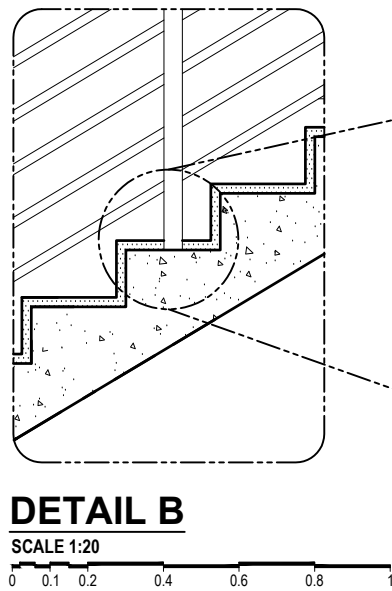
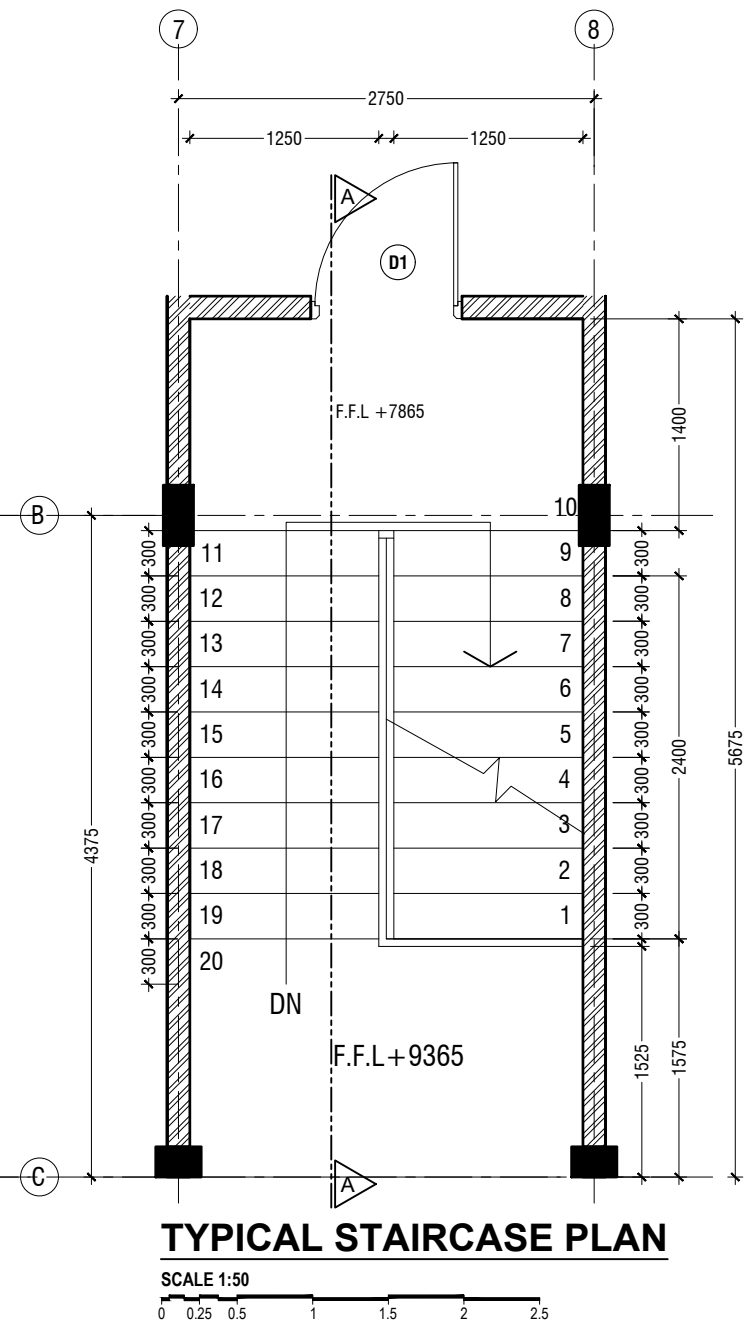
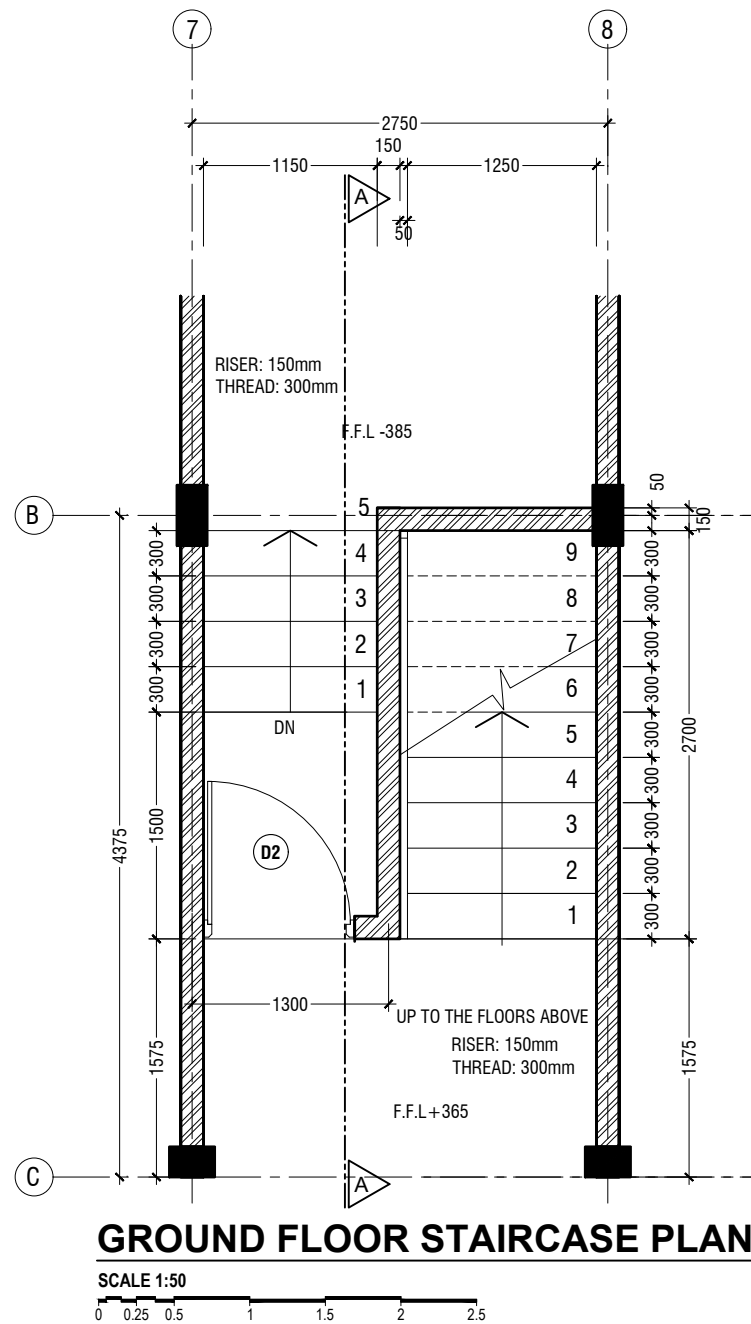
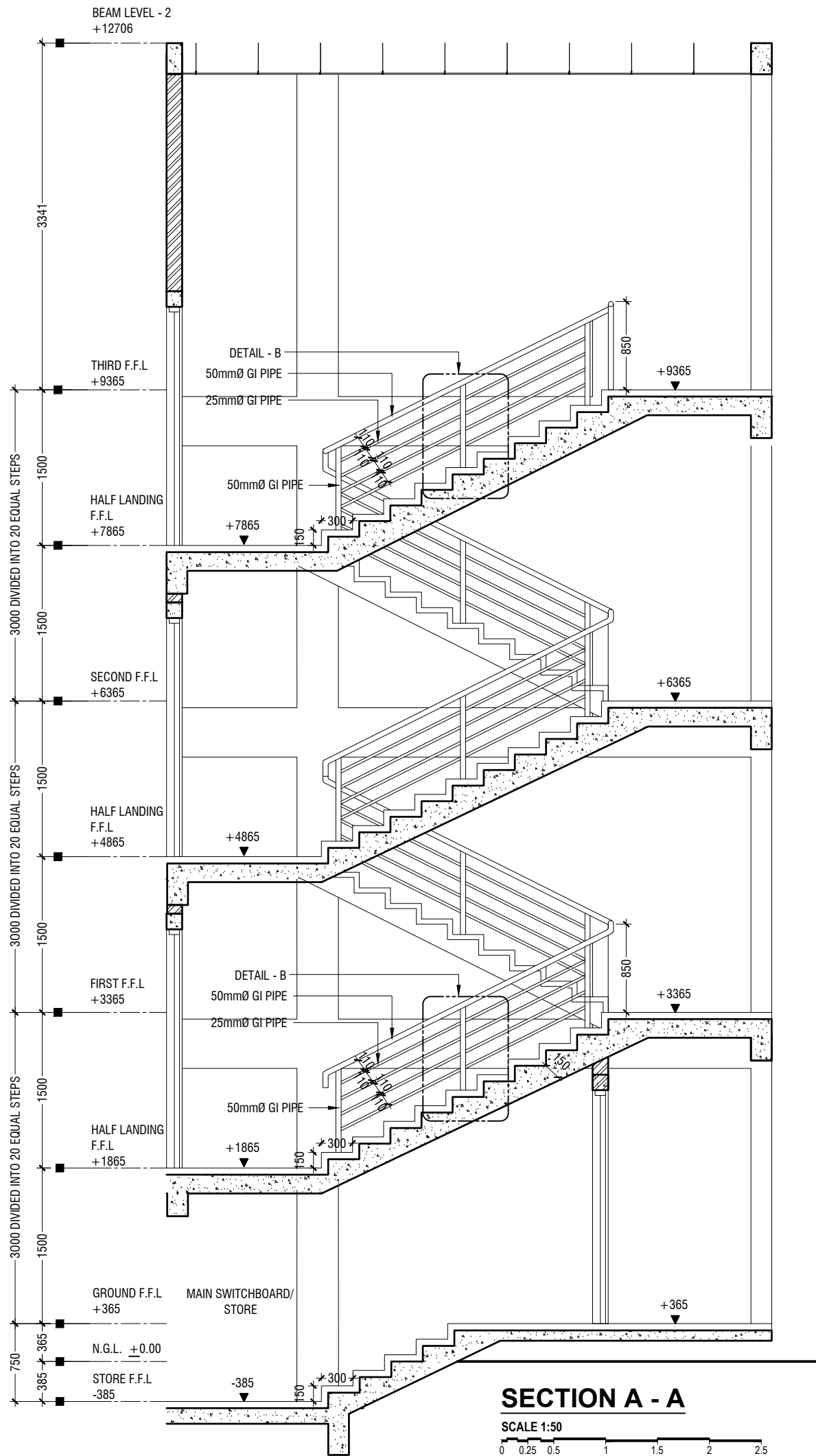
S. Maradhoo, Maradhoo Feydhoo
Irushadhiyya School - 12 Classroom (04 Storey)
Client: Ministry of Education

Project Number: RI/2017/012
Date: January 2021
Architect : Mariyam Irasha Shareef
Engineer : Mohamed Muththalib Waleed
Drawn by : Mariyam Leevan Jaleel
Services : Aishath Ahmed
Interior : -

Rev no	Date
--	-----
--	-----
--	-----
--	-----

Title: Third Floor
Reflected Ceiling Plan

Page: A-15/21



S. Maradhoo, Maradhoo Feydhoo
Irushadhiyya School - 12 Classroom (04 Storey)
Client: Ministry of Education

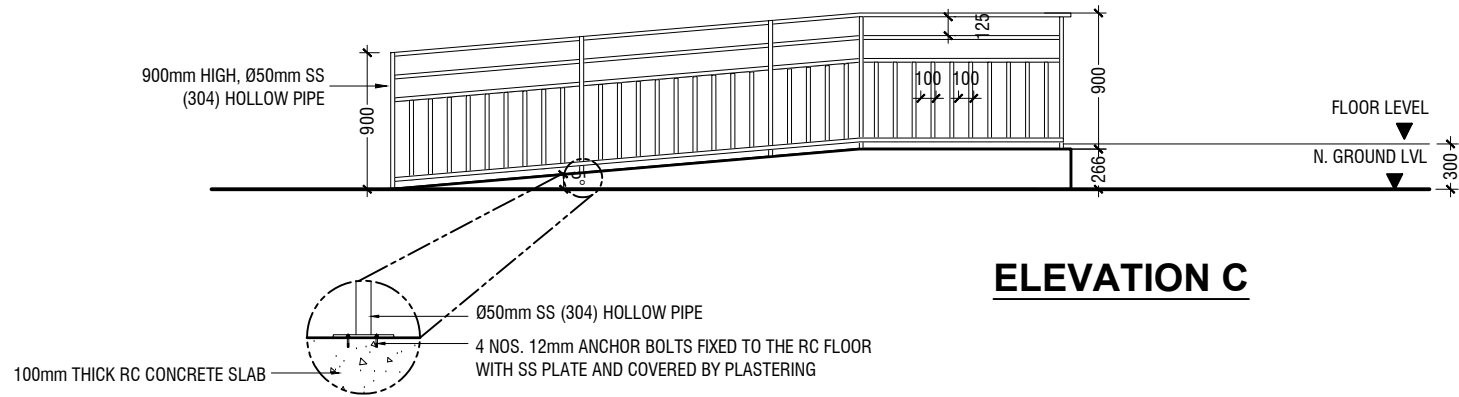
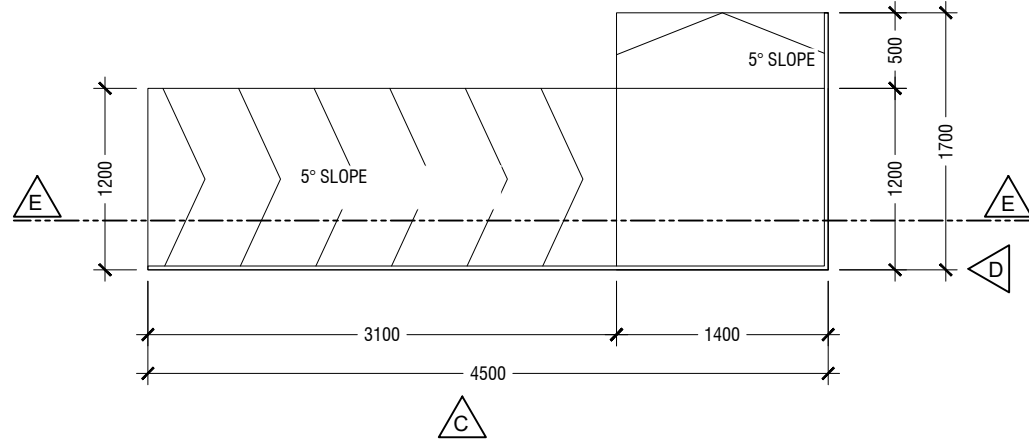
Rev no	Date	Title: Staircase Detail	Page: A-16/21
1	2021		
2	2021		
3	2021		
4	2021		
5	2021		
6	2021		
7	2021		
8	2021		
9	2021		
10	2021		
11	2021		
12	2021		
13	2021		
14	2021		
15	2021		
16	2021		
17	2021		
18	2021		
19	2021		
20	2021		

Project Number: RJ/2017/012
Date: January 2021
Architect: Mariyam Isha Shareef
Engineer: Mohamed Muthalib Waleed
Drawn by: Mariyam Leevan Jaleel
Services: Alshath Ahmed
Interior: -



RYAN PRIVATE LIMITED
t: +9603315049 f: +9603310776
e: info@ryan.com.mv
w: www.ryan.com.mv
3rd floor, H. Azum, Ameenemagau, Male'

The contents of these drawings remain as a property of RYAN Private Limited. Any use other than those expressly stated is a violation of this copyright.

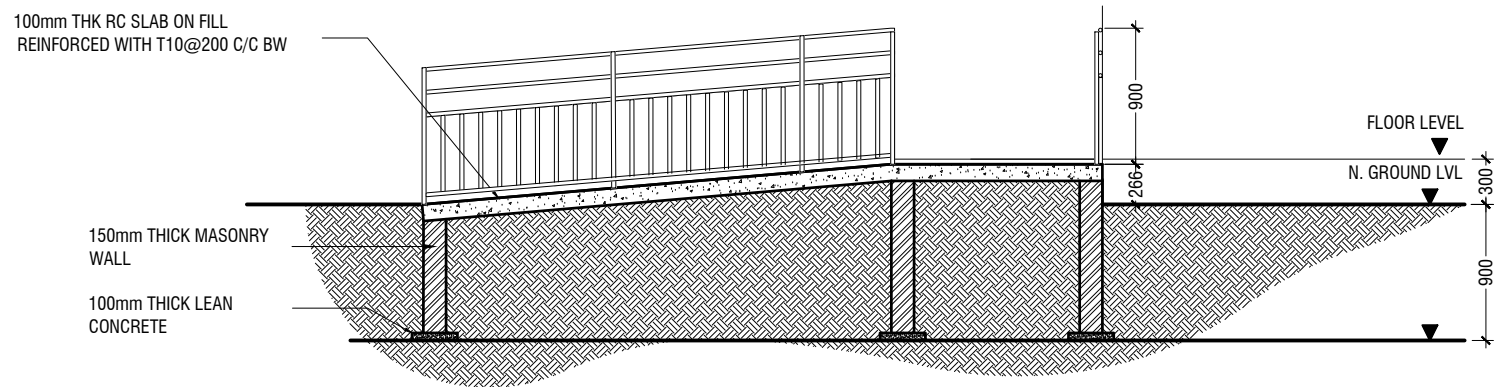


ELEVATION C

ELEVATION D

DETAIL - 2 MAIN ENTRANCE RAMP DETAILS

SCALE 1:50
0 0.25 0.5 1 1.5 2 2.5



SECTION E-E



RIYAN PRIVATE LIMITED

t : +9603315049 f : +9603310776
e : info@riyan.com.mv
w : www.riyan.com.mv
3rd floor, H. Azum, Ameerneemagu, Male'

S. Maradhoo, Maradhoo Feydhoo
Irushadhiyya School - 12 Classroom (04 Storey)
Client: Ministry of Education

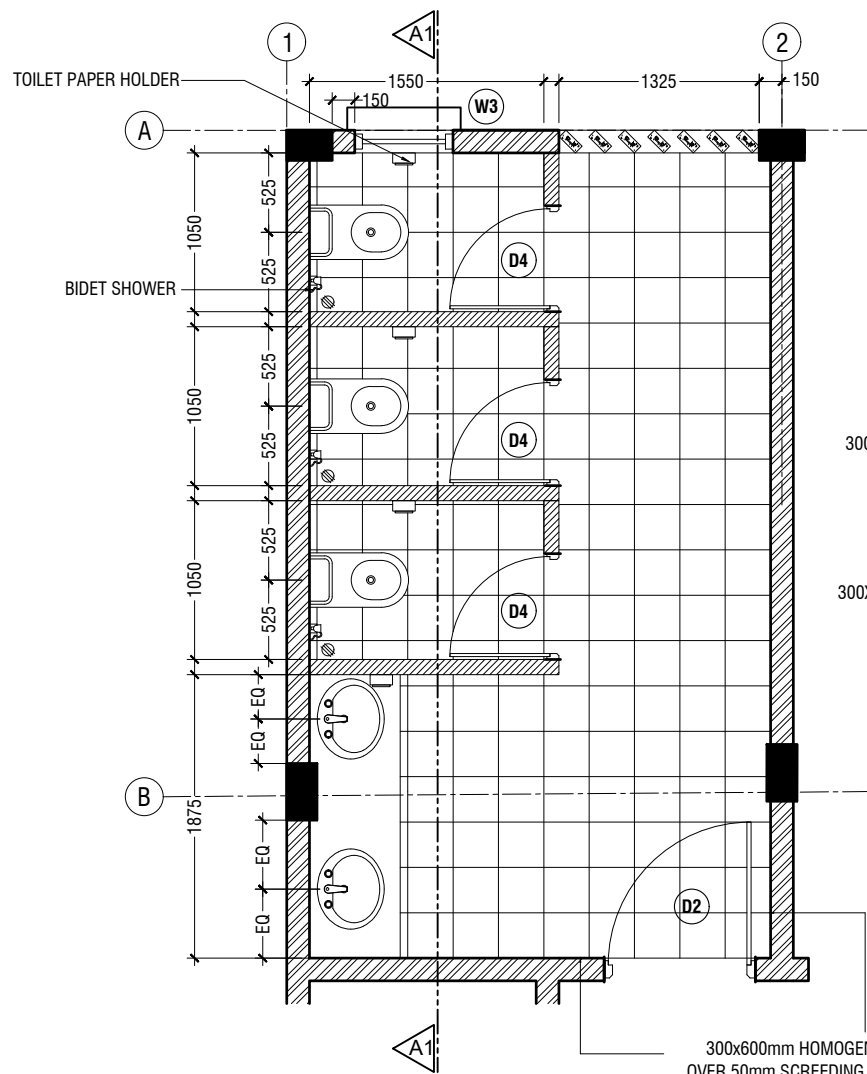
Project Number: RI/2017/012
Date: January 2021

Architect : Mariyam Irasha Shareef
Engineer : Mohamed Muththalib Waleed
Drawn by : Mariyam Leevan Jaleel
Services : Aishath Ahmed
Interior : -

Rev no	Date
--	-----
--	-----
--	-----
--	-----

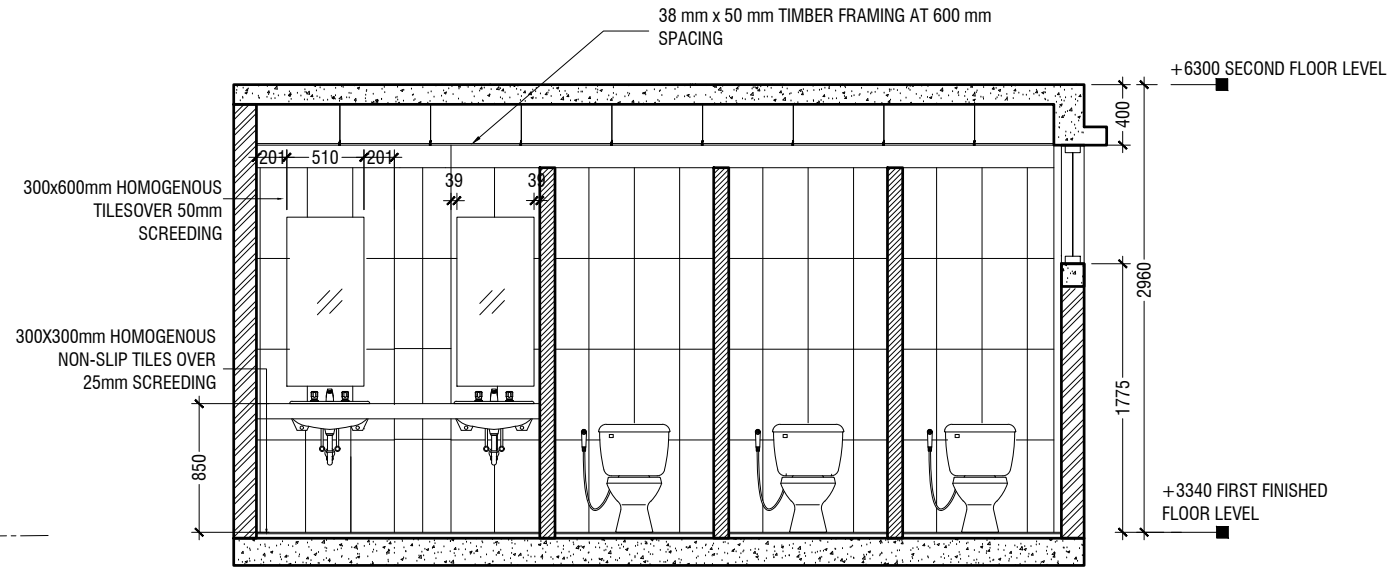
Title: Main Entrance Ramp
Details

Page: A-17/21



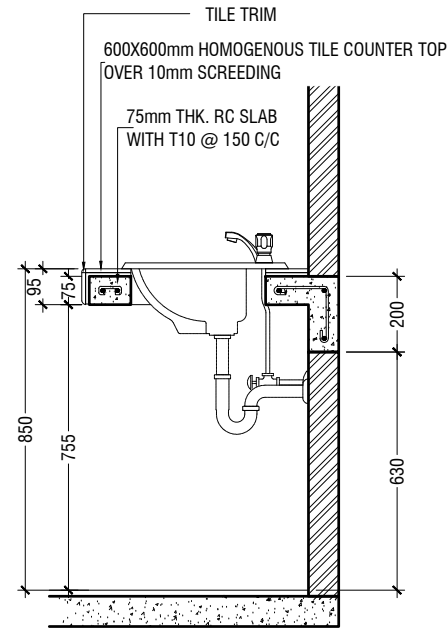
TYPICAL TOILET PLAN

SCALE 1:50
0 0.25 0.5 1 1.5 2 2.5



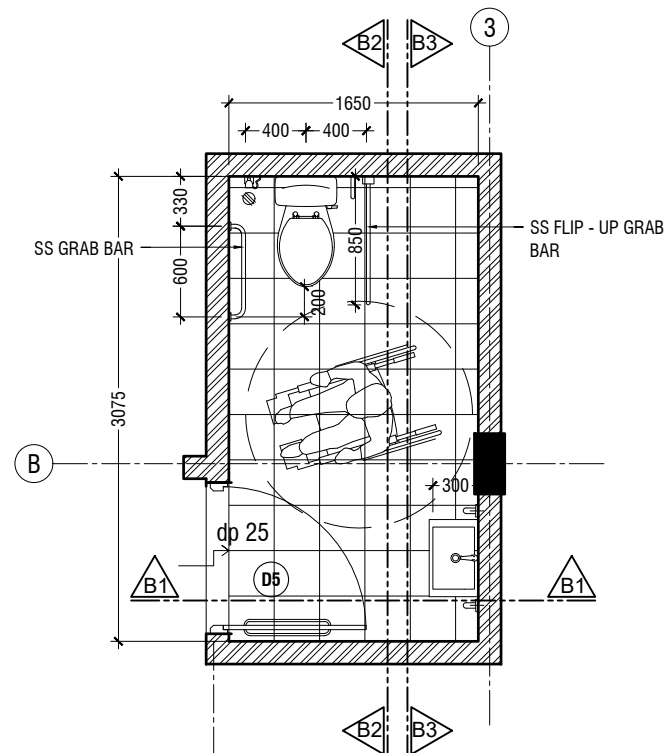
SECTION A1-A1

SCALE 1:50
0 0.25 0.5 1 1.5 2 2.5



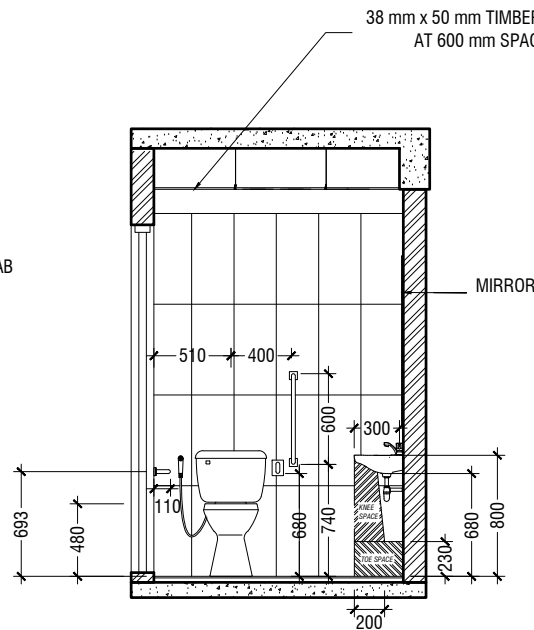
COUNTER TOP DETAILS

SCALE 1:20
0 0.1 0.2 0.4 0.6 0.8 1



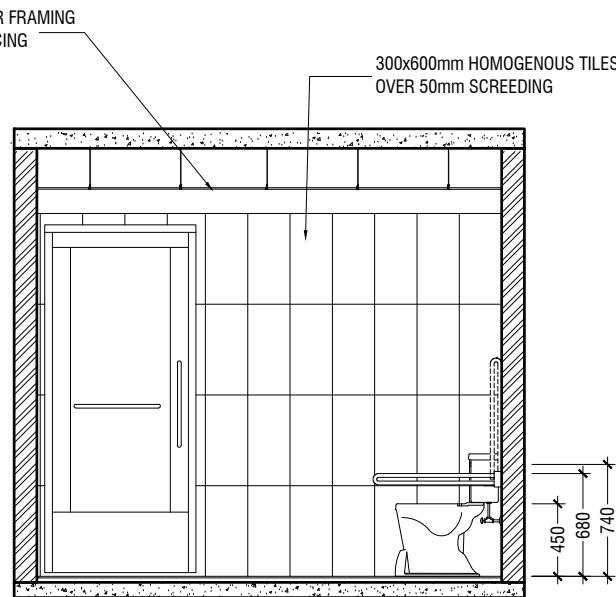
TOILET FOR PERSONS WITH DISABILITIES PLAN

SCALE 1:50
0 0.25 0.5 1 1.5 2 2.5



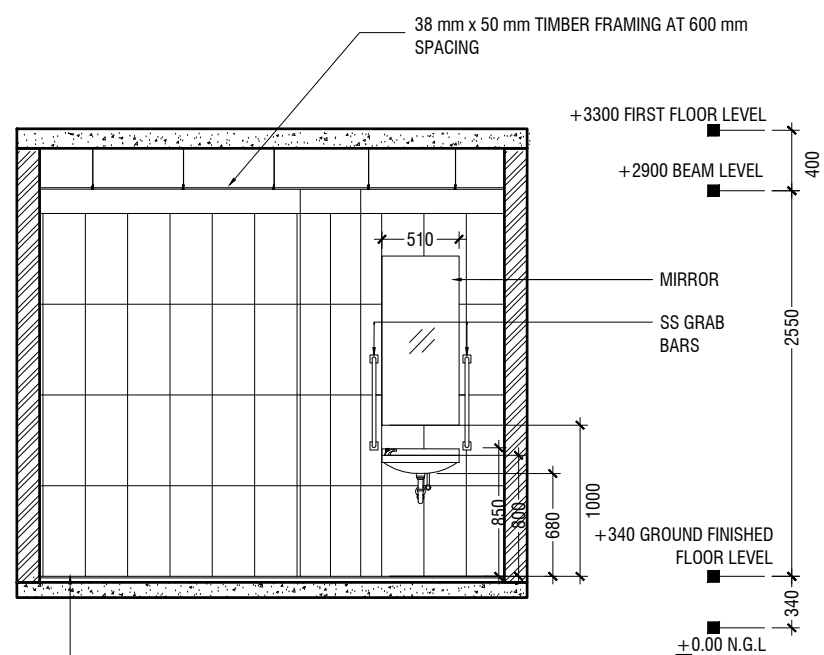
SECTION B1-B1

SCALE 1:50
0 0.25 0.5 1 1.5 2 2.5



SECTION B2-B2

SCALE 1:50
0 0.25 0.5 1 1.5 2 2.5



SECTION B3-B3

SCALE 1:50
0 0.25 0.5 1 1.5 2 2.5

NOTE:
ALL THE MATERIALS FOR FIXTURES SHALL BE APPROVED
BY THE ARCHITECT/CONSULTANT BEFORE INSTALLATION

GRAB BARS OF THE DISABLE TOILET SHALL BE AS PER MANUFACTURE'S DETAIL

**DETAIL - 3
TOILET DETAILS**

SCALE 1:50
0 0.25 0.5 1 1.5 2 2.5

S. Maradhoo, Maradhoo Feydhoo
Irushadhiya School - 12 Classroom (04 Storey)

Client: Ministry of Education

Project Number: RI/2017/012

Date: January 2021

Architect: Mariyam Irasha Shareef

Engineer: Mohamed Muthalib Waleed

Drawn by: Mariyam Laveen Jaleel

Services: Alsthat Altimed

Interior: -

Rev no

Date

Title: Toilet
Detail

Page: A-18/21



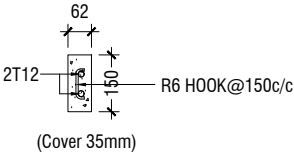
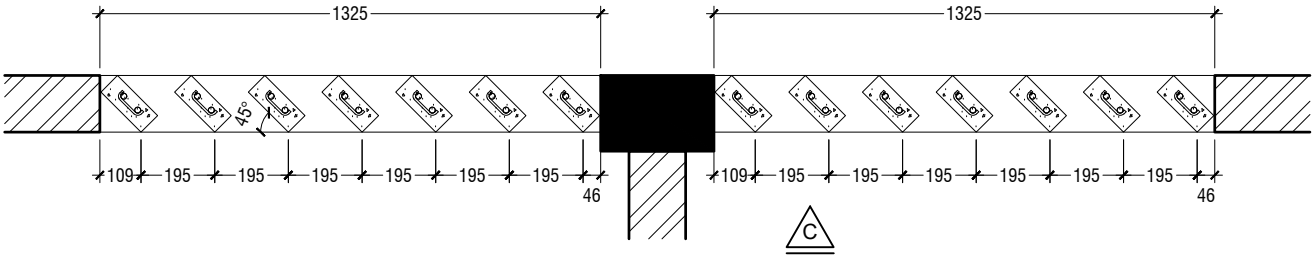
RIYAN PRIVATE LIMITED

t : +9603315049 f : +9603310776
e : info@riyan.com.mv
w : www.riyan.com.mv
3rd floor, H. Azum, Ameenemagu, Male'

The contents of these drawings remain as a property of Riyan Private Limited. Any use other than those expressly stated is a violation of this copyright

PLAN

SCALE 1:20

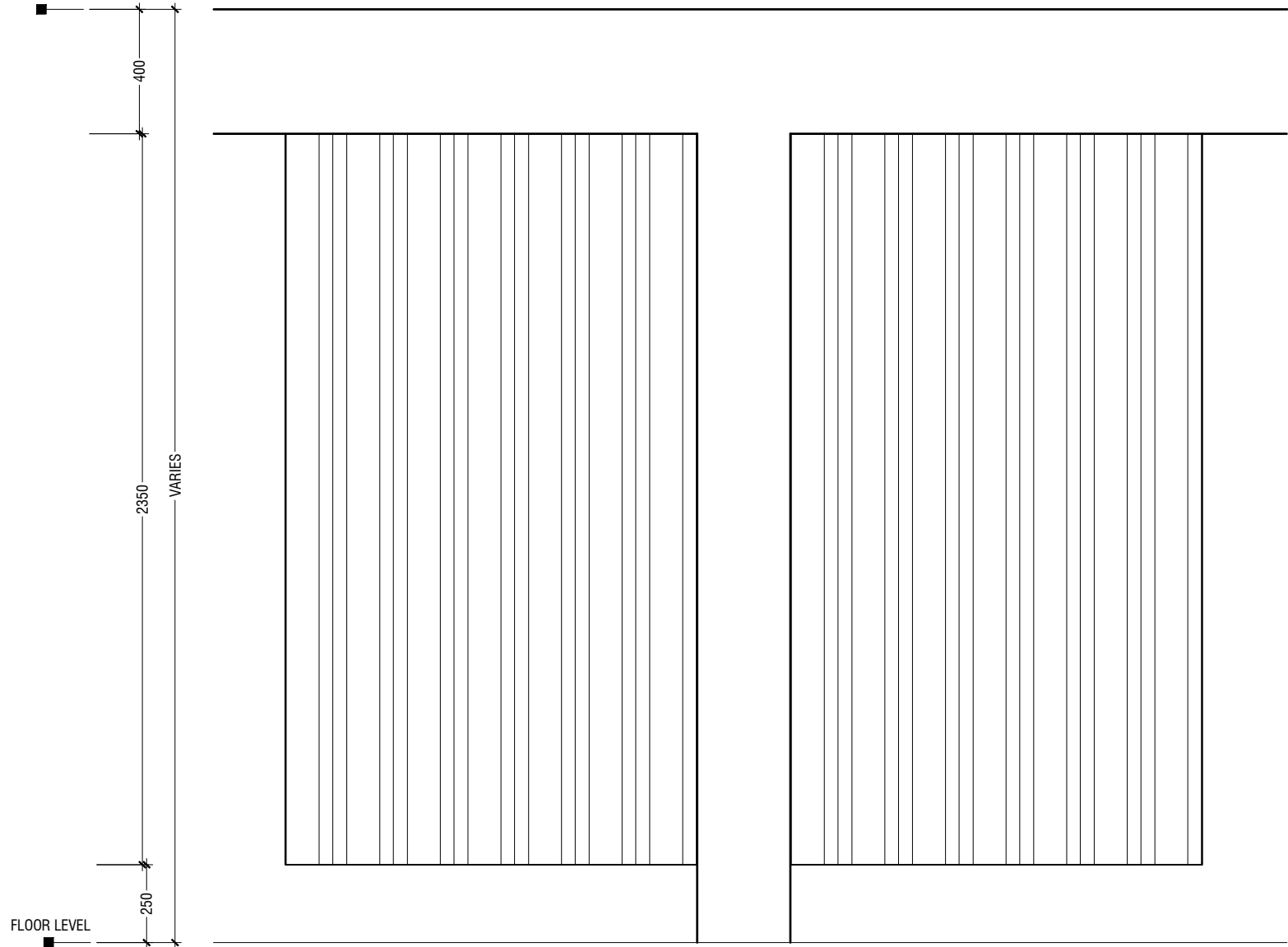


RC FIN DETAIL

SCALE 1:20



FLOOR LEVEL

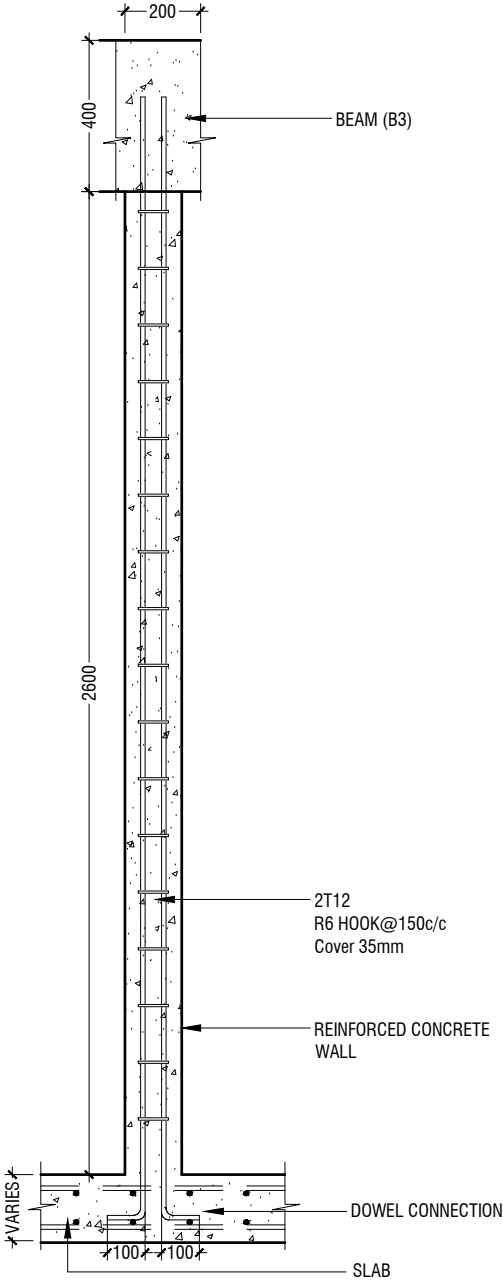


ELEVATION - C

SCALE 1:20



NOTE:-
FLOOR TO FLOOR HEIGHT VARIES AND WILL BE SUBJECTED TO CHANGES



SECTION C-C

SCALE 1:20



NOTE:-
FLOOR TO FLOOR HEIGHT VARIES AND WILL BE SUBJECTED TO CHANGES

DETAIL - 4
RC FIN DETAILS (TOILET)

SCALE 1:20



RIYAN PRIVATE LIMITED

t : +9603315049 f : +9603310776
e : info@riyan.com.mv
w : www.riyan.com.mv
3rd floor, H. Azum, Ameeneemagu, Male

S. Maradhoo, Maradhoo Feydhoo
Irushadhiyya School - 12 Classroom (04 Storey)
Client: Ministry of Education

Project Number: RI/2017/012
Date: April 2020
Architect : Razana Amir
Engineer : Ahmed Zuhail Zaeem
Drawn by : Razana Amir
Services : Aishath Ahmed
Interior : -

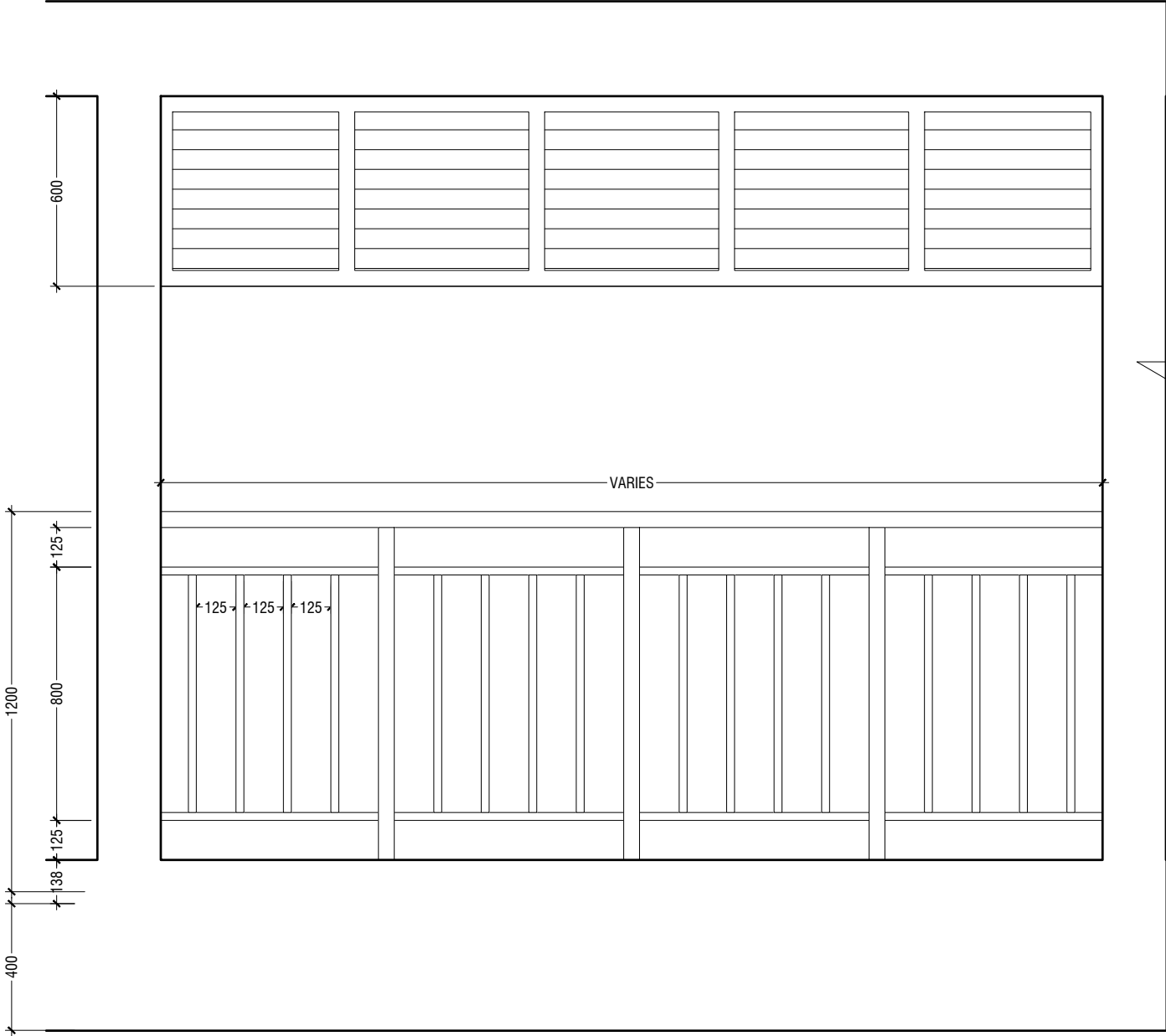
Rev no	Date
--	-----
--	-----
--	-----
--	-----

Title: RC FIN DETAIL

Page: A-19/21

ROOF BEAM LEVEL - 1
+12150

THIRD FLOOR LEVEL
+9300



ELEVATION
SCALE 1:20

NOTE:-
FLOOR TO FLOOR HEIGHT VARIES AND WILL BE SUBJECTED TO CHANGES

DETAIL - 5
RAILING DETAILS

SCALE 1:20
0 0.1 0.2 0.4 0.6 0.8 1



RIYAN PRIVATE LIMITED

t : +9603315049 f : +9603310776
e : info@riyan.com.mv
w : www.riyan.com.mv
3rd floor, H. Azum, Ameenemagu, Male'

S. Maradhoo, Maradhoo Feydhoo
Irushadhiyya School - 12 Classroom (04 Storey)
Client: Ministry of Education

Project Number: RI/2017/012
Date: January 2021
Architect : Mariyam Irasha Shareef
Engineer : Mohamed Muththalib Waleed
Drawn by : Mariyam Leevan Jaleel
Services : Aishath Ahmed
Interior : -

Rev no	Date
--	-----
--	-----
--	-----

Title: Railing Details
-

Page: A-20/21

SUN SHADING FIXED TO THE
BEAM, TO MANUFACTURE'S
DETAIL

EXISTING BUILDING

Ø50mm SS (304) HOLLOW PIPE
FIXED TO WALL AND WELDED
TO SS VERTICAL PIPE

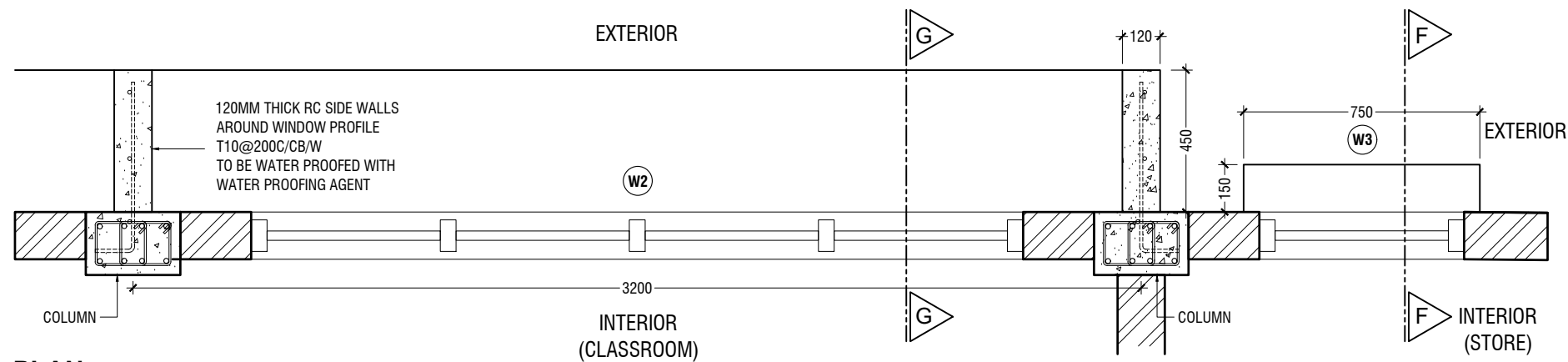
Ø50mm SS (304) HOLLOW
VERTICAL PIPE WELDED TO
HORIZONTAL PIPE AND
BOLTED TO RC SLAB

Ø25mm SS (304) HOLLOW VERTICAL PIPES
WELDED TO HORIZONTAL PIPE

RC SLAB

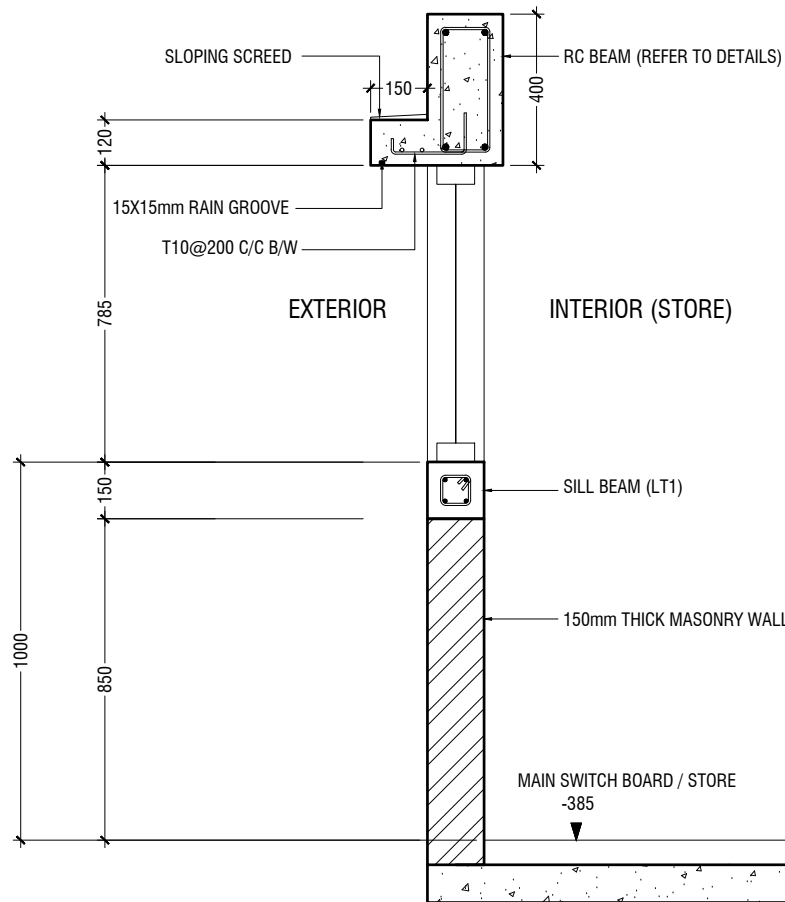
Ø50mm SS (304) HOLLOW PIPE
4 NOS. 12mm ANCHOR BOLTS FIXED TO
THE RC WALL WITH SS PLATE AND
COVERED BY PLASTERING
100mm THICK RC CONCRETE WALL

SECTION
SCALE 1:20



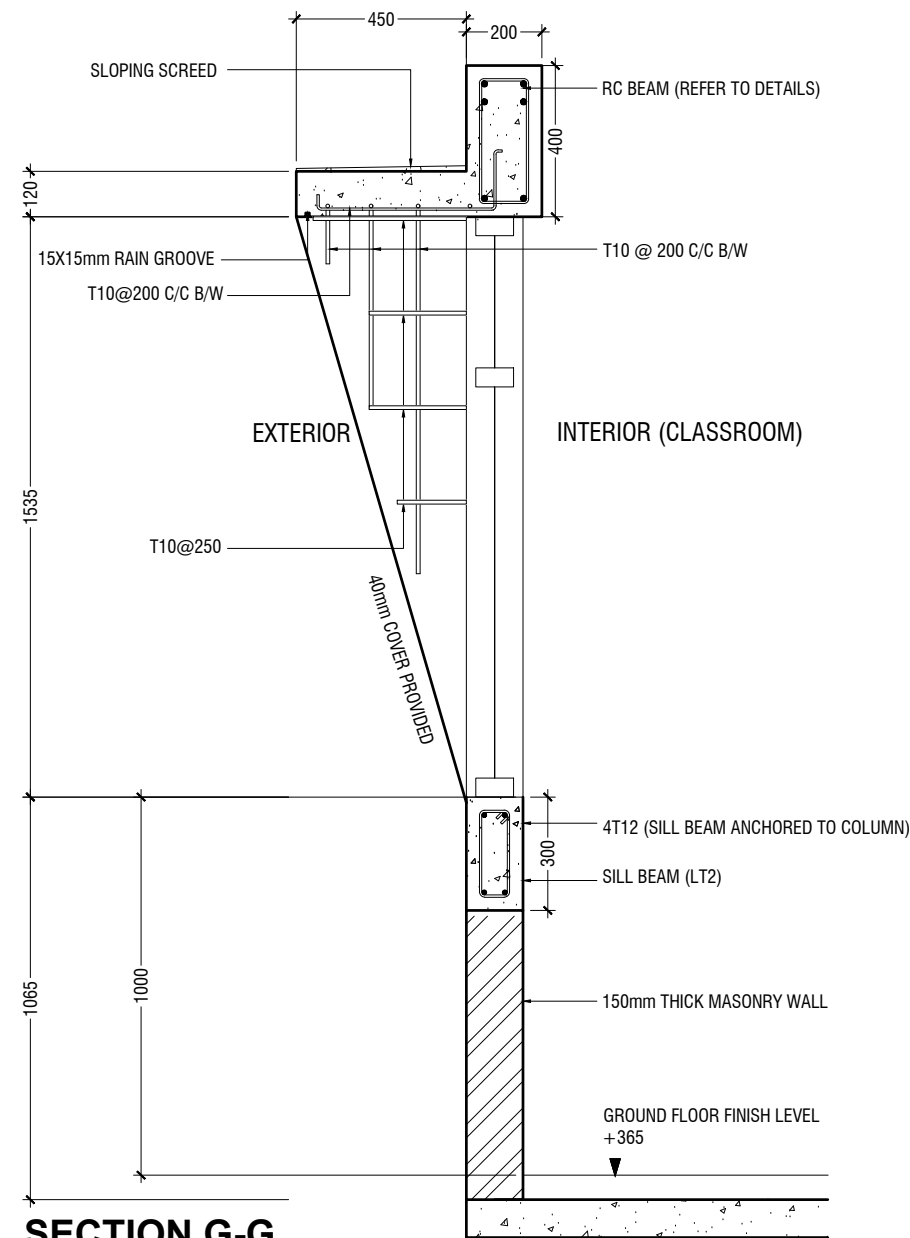
PLAN

SCALE 1:20



SECTION F-F

SCALE 1:20

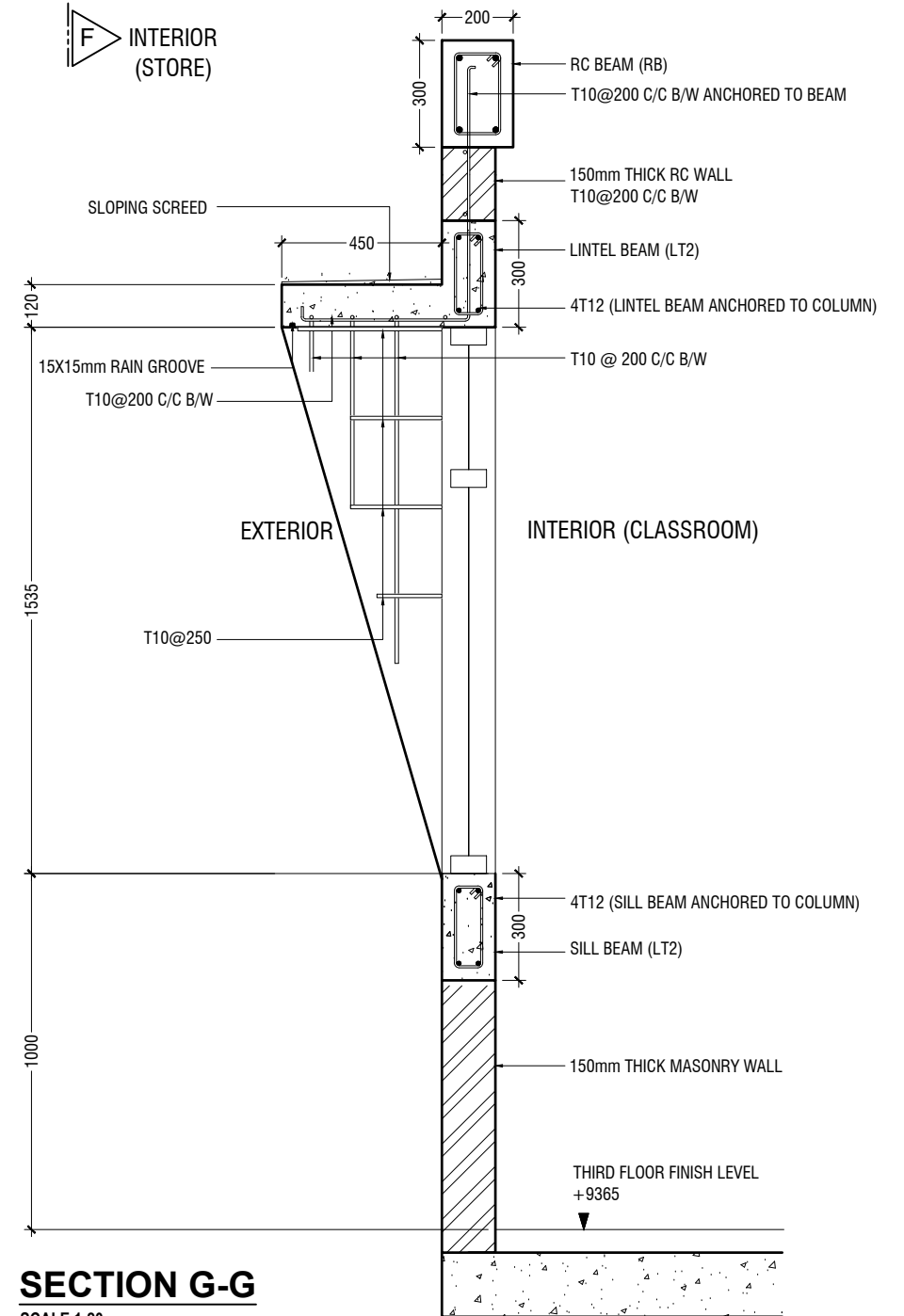


SECTION G-G

SCALE 1:20



* NOTE: GROUND FLOOR



SECTION G-G

SCALE 1:20



* NOTE: THIRD FLOOR

DETAIL - 6 RC WALL DETAILS

SCALE 1:20



RIYAN PRIVATE LIMITED

t : +9603315049 f : +9603310776
e : info@riyan.com.mv
w : www.riyan.com.mv
3rd floor, H. Azum, Ameerneemagu, Male'

S. Maradhoo, Maradhoo Feydhoo
Irushadhiyya School - 12 Classroom (04 Storey)
Client: Ministry of Education

Project Number: RI/2017/012
Date: January 2021

Architect : Mariyam Irasha Shareef
Engineer : Mohamed Muththalib Waleed
Drawn by : Mariyam Leevan Jaleel
Services : Aishath Ahmed
Interior : -

Rev no	Date
--	-----
--	-----
--	-----

Title: RC Wall Details

Page: A-21/21

GENERAL NOTES

THE GENERAL NOTES SHALL BE READ IN CONJUNCTION WITH THE CONTRACT SPECIFICATIONS AND DRAWINGS. REGARDLESS OF WHETHER OR NOT SHOWN IN DRAWINGS OR OTHER TENDER DOCUMENTS, THE STANDARD PROVISIONS SPECIFIED HEREUNDER FOR COMPLIANCE BY THE CONTRACTOR SHALL APPLY TO ALL RELEVANT PORTIONS OF THE STRUCTURAL WORKS AND SHALL FORM PART OF THIS CONTRACT.

1.0 VERIFICATION OF DIMENSIONS AND LEVELS

- THE CONTRACTOR SHALL VERIFY ALL DIMENSIONS AND LEVELS ON SITE, AND RESOLVE ALL DISCREPANCIES WITH THE ARCHITECT OR ENGINEER PRIOR TO COMMENCEMENT OF WORK.
- DRAWING INDICATES GENERAL & TYPICAL DETAILS OF CONSTRUCTION. WHERE CONDITIONS ARE OF SIMILAR CHARACTER TO DETAILS SHOWN AND ALTHOUGH NOT SPECIFICALLY INDICATED, SIMILAR DETAILS OF CONSTRUCTION SHALL BE USED SUBJECTED TO REVIEW BY THE ENGINEER.
- PRIOR TO COMMENCEMENT OF WORKS, THE CONTRACTOR SHALL VERIFY ALL DIMENSIONS AND LEVELS IN THE CONTRACT DRAWINGS.
- DISCREPANCIES IN DRAWINGS ARISING FROM SUCH VERIFICATION WORKS SHALL BE BROUGHT TO THE ATTENTION OF THE ARCHITECT/ENGINEER.

2.0 SHOP DRAWINGS

- THE CONTRACTOR SHALL BE SOLELY RESPONSIBLE FOR ENSURING TOTAL COORDINATION OF ALL WORKS AND SHALL TAKE SITE MEASUREMENTS PRIOR TO THE PREPARATION OF ANY SHOP DRAWINGS OR BEFORE COMMENCING FABRICATION.
- THE CONTRACTOR SHALL SUBMIT SHOP DRAWINGS FOR ALL SPECIALIST TRADES, SUCH AS PRESTRESSING, CURTAIN WALLING, ETC. FOR REVIEWS AND COMMENTS BY THE ARCHITECT/ENGINEER PRIOR TO COMMENCEMENT OF WORK. SUCH SHOP DRAWINGS SUBMITTED SHALL INCORPORATE ALL NECESSARY CONNECTION DETAILS TO THE STRUCTURAL MEMBERS SUCH AS CAST-IN INSERTS, EMBEDDED PLATES, ETC.

3.0 INCORPORATION OF M&E REQUIREMENTS IN THE STRUCTURE

- THE CONTRACTOR SHALL BE SOLELY RESPONSIBLE FOR ENSURING TOTAL COORDINATION OF STRUCTURAL, M & E PENETRATION DRAWINGS OF SERVICES AND SUBMIT SUCH SHOP DRAWINGS TO THE ARCHITECT/ENGINEER FOR REVIEWS AND APPROVAL PRIOR TO COMMENCEMENT OF WORK.
- THESE SHOP DRAWINGS SHALL INCORPORATE ALL MECHANICAL, ELECTRICAL AND SANITARY WORKS TO BE EMBEDDED IN CONCRETE AND ALL OPENINGS FOR ALL PIPE OR DUCT WORKS, BASED ON THE REQUIREMENTS OF M & E DRAWINGS IN HIS POSSESSION.
- HE SHALL CHECK AND RESOLVE ALL DISCREPANCIES WITH THE RESPECTIVE ENGINEER PRIOR TO PLACEMENT OF CONCRETE.

4.0 LEAN CONCRETE FOR SUSPENDED STRUCTURES

- UNLESS OTHERWISE STATED, 50 MM THICK LEAN CONCRETE WITH A MINIMUM 28-DAY CUBE STRENGTH OF 15N/MM2 SHALL BE PROVIDED ON ALL SOIL SURFACES FORMING THE UNDERSIDE OF STRUCTURAL CONCRETE MEMBERS.

5.0 STRUCTURAL ELEMENTS ON GRADE

- UNLESS OTHERWISE STATED, A SINGLE LAYER OF 0.25 MM(HEAVY DUTY) POLYTHENE SHEET, OR EQUIVALENT THERMOPLASTIC MATERIAL, LAID OVER A COMPACTED 60 MM THICK LAYER OF HARD CORE BLINDED WITH SAND TO PREVENT GROUT LOSS FROM SEEPAGE INTO THE GROUND SHALL BE PROVIDED ON ALL SOIL SURFACES FORMING THE UNDERSIDE OF THE NON-SUSPENDED SLABS.

6.0 SUBGRADE UNDER STRUCTURAL ELEMENTS

- WHERE THE CONTRACTOR REQUIRES REMOVAL AND SUBSEQUENT BACKFILL OF SUBGRADE PRIOR TO CASTING OF PILECAP/WALL/BEAM/SLAB, HE SHALL ENSURE THAT THE BACKFILL IS OF APPROVED MATERIAL AND THAT THE BACKFILL SHALL BE REASONABLY COMPACTED TO ENSURE THAT THE COMPACTED SOIL IS ABLE TO WITHSTAND THE WEIGHT OF THE WET CONCRETE. THE CONTRACTOR SHALL EXERCISE PROPER SKILL AND CARE TO AVOID DAMAGE TO ADJACENT INSTALLED STRUCTURES ARISING FROM HIS CONSTRUCTION SEQUENCE.

7.0 WATERPROOFING FOR STRUCTURES

- THE CONTRACTOR SHALL SUBMIT SHOP DRAWINGS AND METHOD STATEMENTS FOR THE ENGINEER'S APPROVAL PRIOR TO COMMENCEMENT OF WORK. REQUIRED SHOP DRAWING DETAILS INCLUDE BUT ARE NOT LIMITED TO TREATMENT OF FLASHINGS, WATERSTOP AT CONSTRUCTION JOINTS, WALL AND SLAB PENETRATIONS.
- ALL PENETRATIONS THROUGH STRUCTURAL ELEMENTS SHALL BE CAST-IN, SLEEVED AND PROVIDED WITH APPROVED PUDDLE FLANGE DETAIL. IF FOR ANY REASON THE CONTRACTOR IS UNABLE TO LAY WATERSTOP AT CONSTRUCTION JOINTS AS INDICATED IN THE DRAWINGS, HE SHALL AT HIS OWN EXPENSES PROVIDE ADEQUATE GROUT TUBES FOR WATERPROOF PRESSURE GROUTING TO ENSURE WATERTIGHTNESS OF THE JOINT.
- ALL GROUT TUBES SHALL BE MARKED AND PROTECTED FROM BLOCKAGE.
- BACKFILLING OPERATIONS AGAINST VERTICAL SURFACE SHALL BE CARRIED OUT AS SOON AS THE WATERPROOFING BARRIER IS INSTALLED TO THE SATISFACTION OF THE ENGINEER.

8.0 CASTING LAYERS

- INCLINED CASTING LAYERS AND INCLINED CONSTRUCTION JOINTS SHALL BE AVOIDED.
- HORIZONTAL CASTING LAYERS SHALL NOT IN GENERAL EXCEED 0.6 M THICKNESS UNLESS OTHERWISE APPROVED BY THE ENGINEER.

9.0 FOUNDATIONS

- ALL FOUNDATIONS HAS BEEN DESIGNED FOR SAFE GROUND PRESSURE OF 150 KN/M.
- ALL BACKFILL SHOULD BE DONE WITH MATERIALS APPROVED BY THE CONSULTANT AND SOURCE. ALL BACKFILL SHOULD BE STRUCTURAL FILL, COMPACTED IN LAYERS AS SPECIFIED.
- WEAK POCKETS FOUND BELOW THE ASSUMED FOUNDATION LEVELS SHALL BE REMOVED AND REPLACED BY PLAIN CONCRETE.
- IN CASE OF EXCAVATIONS BELOW THE ASSUMED LEVEL OF THE FOUNDATION, THE SOIL SHALL BE REPLACED BY PLAIN CONCRETE.
- IN CASE GROUND WATER IS PRESENT ABOVE FOUNDATION LEVEL, THE CONTRACTOR SHALL BE RESPONSIBLE FOR DEWATERING THE BELOW LEVEL OF FOUNDATIONS.
- THE CONTRACTOR SHALL MAINTAIN DRY WORKING CONDITIONS THROUGH OUT THE CONSTRUCTION PERIOD. RESTORING WATER TABLE CAN BE DONE AFTER BACKFILLING AND COMPACTION UP TO THE SLAB ON GRADE LEVEL, OR AS DIRECTED BY THE ENGINEER.
- NO BACK FILLING SHALL BE PLACED AGAINST WALLS RETAINING EARTH, UNLESS THE WALLS ACHIEVE SUFFICIENT STRENGTH TO PREVENT MOVEMENT OR STRUCTURAL DAMAGE.

10.0 CONSTRUCTION LOAD AND SHORING

- CONSTRUCTION LIVE LOAD IMPOSED ON ANY SINGLE FLOOR SHALL NOT EXCEED 1.5 KN/M2. UNLESS OTHERWISE APPROVED BY THE ENGINEER, DEAD LOAD OF THE TOP CONSTRUCTION FLOOR SHALL BE SUPPORTED BY TWO COMPLETED FLOORS DIRECTLY BELOW IT.
- PROPS TO BEAMS AND SLABS AT ANY FLOORS SHALL NOT BE REMOVED UNTIL THE TWO IMMEDIATE FLOORS ABOVE THAT LEVEL ARE CAPABLE OF SUPPORTING THEMSELVES AS WELL AS ANY LOADS IMPOSED DURING CONSTRUCTION. CONSIDERATIONS GOVERNING REMOVAL OF PROPS INCLUDE BUT ARE NOT LIMITED TO THE ATTAINMENT OF 28-DAY STRENGTH FOR THE CONCRETE, DESIGN LOAD CAPACITY OF THE FLOOR UNDER REVIEW AND THE COMPLETION OF PRESTRESSING AND GROUTING OPERATIONS IN THE CASE OF A PRESTRESSED STRUCTURAL FLOOR SYSTEM.

- PROPS SHALL BE LEFT IN PLACE FOR SUPPORTING THE CONSTRUCTION LOADS APPROVED BY THE ENGINEER.
- NO ALLOWANCE HAS BEEN MADE IN THE DESIGN OF THE PERIMETER BEAMS/WALLS FOR THE SUPPORT OF TEMPORARY SCAFFOLDINGS.
- THE CONTRACTER SHALL ENGAGE HIS OWN PROFESSIONAL ENGINEER TO DESIGN AND STRENGTHEN THE BEAMS/WALLS.
- THE CONTRACTER SHALL ENGAGE HIS OWN PROFESSIONAL ENGINEER CHECK THE ADEQUACY OF SHORING DETAIL PROVIDED PROCEEDING THE WORK, AS SHORING WAS DESIGNED, CONSIDERING THE STATUS OF THE BUILDING AT THE TIME OF DESIGN.

11.0 CONCRETE COVER

- MINIMUM COVER TO OUTERMOST REINFORCEMENT INCLUDING LINKS SHALL BE AS FOLLOWS.

STRUCTURAL ELEMENT	COVER (mm)
RAFT BEAM & SLAB (EARTH FACE)	60
RAFT BEAM & SLAB (INTERNAL FACE)	60
COLUMN	40
BEAM	35
BEAM (EXTERNAL FACE)	40
SLAB	30
INTERNAL WALL	30
EXTERNAL WALL	40

- NOTE: EARTH FACE COVER OF BEAMS, COLUMNS & WALLS SHOULD BE 50mm

12.0 MATERIAL STRENGTHS

12.1 CONCRETE

- UNLESS OTHERWISE STATED, ORDINARY PORTLAND CEMENT CONFORMING TO BS 12, TO BE USED FOR ALL THE RC STRUCTURAL ELEMENTS.
- THE MINIMUM 28-DAY COMPRESSIVE CUBE STRENGTH OF CONCRETE FOR SPECIFIED STRUCTURAL ELEMENTS SHALL BE AS FOLLOWS UNLESS OTHERWISE STATED:

MAIN BUILDING	
LEAN CONCRETE	15 N/mm2
MASS CONCRETE	30 N/mm2
COLUMN, BEAM AND SLAB	30 N/mm2
EXTERNAL WORK	
PAVEMENTS	30 N/mm2
ALL OTHERS (CULVERT, DRAINS, MANHOLE, ETC)	30 N/mm2
FOUNDATION	
PILECAP, FOOTING, RAFT TIE-BEAM, CAPPING BEAM	30 N/mm2

- CEMENT SHALL BE ORDINARY PORTLAND CEMENT TO BS 12.

S. Maradhoo, Maradhoo Feydhoo
Irushadhiya School - 12 Classroom (04 Storey)

Client: Ministry of Education

Project Number: RI/2017/012

Date: January 2021

Architect : Maryam Irasha Shareef

Engineer : Mohamed Muththalib Waleed

Drawn by : Maryam Leevan Jaleel

Services : Aishath Ahmed

Interior : -



RYAN PRIVATE LIMITED

t : +9603315049 f : +9603310776
e : info@ryan.com.mv
w : www.ryan.com.mv
3rd floor, H. Azum, Ameenemagau, Male'

Title: General Notes

Page: S-00/12

12.2 REINFORCEMENT

- UNLESS OTHERWISE STATED, BAR SIZE 10MM DIAMETER OR LARGER SHALL BE HIGH TENSILE TYPE II DEFORMED BARS. THE MINIMUM YIELD STRENGTH OF STEEL BAR REINFORCEMENT SHALL BE AS FOLLOWS:

MILD STEEL PLAIN BAR	250 N/mm2
HIGH TENSILE TYPE II DEFORMED BAR	415 N/mm2

12.25 REINFORCEMENT ANCHORAGE OR LAPPING IS AS FOLLOWS U.N.O.

	BAR GRADE 415
TENSION	45Ø
COMPRESSION	45Ø

Ø IS DIAMETER OF THE SMALLER SIZED LAPPED BAR.

- NO SPLICE SHALL BE MADE AT POINT OF MAXIMUM STRESS,EG IN BEAMS AND SLABS, THERE SHALL BE NO SPLICING OF TOP BARS OVER SUPPORTS NOR BOTTOM BARS AT MID-SPANS. SPLICES SHALL BE STAGGERED WHEREVER POSSIBLE. LAP LENGTH FOR UNEQUAL SIZE BARS (OR WIRES IN FABRIC) MAY BE BASED UPON THE SMALLER BAR. FOR BUNDLED BARS, THE EQUIVALENT DIAMETER SHALL BE USED. CRANKING OF BARS SHALL NOT EXCEED A SLOPE OF 1:10.
- FOR LAP LENGTH, WHERE SYMBOLS ARE NOT INDICATED, THE TENSION LAP LENGTH SHALL BE FOLLOWED.

13.0 STIRRUPS, LINKS AND TIES

- ALL STIRRUPS, LINKS AND TIES IN BEAMS, COLUMNS AND WALLS RESPECTIVELY SHALL TERMINATE NOT MORE THAN 75mm FROM THE FACE OF ANY ADJACENT STRUCTURAL MEMBERS.

14.0 SLAB DISTRIBUTION BARS

- REGARDLESS OF WHETHER OR NOT SHOWN ON PLAN, ALL DISTRIBUTION BARS FOR SLAB SHALL COMPRISE TYPICALLY ONE OF THE FOLLOWING COMBINATIONS, UNLESS OTHERWISE STATED IN THE RELEVANT DRAWINGS :

SLAB THICKNESS (mm)	MIN. DISTRIBUTION BAR
250 OR LESS	T10-300
GREATER THAN 250 BUT LESS THAN OR EQUAL TO 300	T10-200
GREATER THAN 300 BUT LESS THAN OR EQUAL TO 400	T10-150

15.0 FLOOR RENDERING

- THICKNESS OF SCREED RENDERING/MASS CONCRETE TOPPING EXCEEDING 60 OR MORE SHALL BE REINFORCED WITH ONE LAYER OF R6.

16.0 SHRINKAGE CRACKS

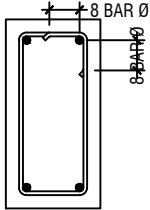
- THE SURFACE OF CONCRETE SHALL BE ADEQUATELY AND CONTINUOUSLY CURED TO SPECIFICATION TO PREVENT FORMATION OF SHRINKAGE CRACKS.THOUGH SHRINKAGE CRACKS HAVE NO EFFECT ON THE STRENGTH AND INTEGRITY OF THE STRUCTURE,THEY SHOULD BE SEALED BY EPOXY PRESSURE GROUTING. ALL COST INCURRED FOR THE NECESSARY SEALING UP OF SHRINKAGE CRACKS BY EPOXY PRESSURE GROUTING SHALL BE DEEMED TO BE INCLUDED IN THE CONCRETE WORK AS TENDERED.

17.0 STEEL BAR CORROSION PROTECTION

- ALL EXPOSED BARS FOR FUTURE CONSTRUCTION PURPOSES (EXCEEDING 3 MONTHS) MUST BE COATED WITH MASTER EMACO 8100 AP OR APPROVED EQUIVALENT AND PROVIDED WITH ADEQUATE MAINTENANCE.

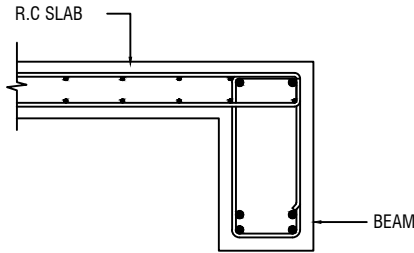
18.0 SPACER BARS

- ALL SPACER BARS BETWEEN 2 OR MORE LAYERS OF REINFORCEMENT SHALL T25 OR BAR DIAMETER (WHICHEVER IS GREATER) AT ±1-5M C/C.

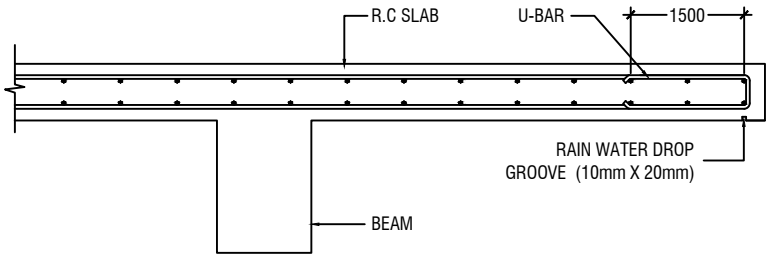


Ø = DIA OF LINK

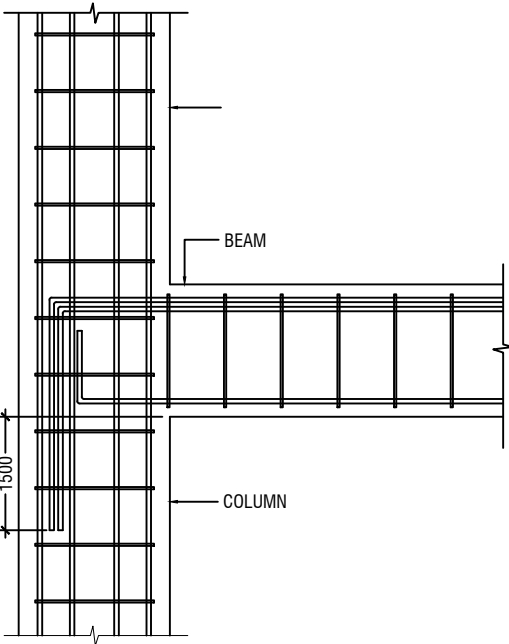
SHEAR LINKS ANCHORAGE DETAIL



SLAB-BEAM ANCHORAGE DETAIL



CANTILEVERED SLAB EDGE DETAIL



BEAM TO COLUMN CONNECTION

S. Maradhoo, Maradhoo Feydhoo
Irushadhiya School - 12 Classroom (04 Storey)

Client: Ministry of Education

Rev no	Date
--	----
--	----
--	----
--	----

Project Number: RI/2017/012

Date: January 2021

Architect : Maryam Irasha Shareef

Engineer : Mohamed Muththalib Waleed

Drawn by : Maryam Leevan Jaleel

Services : Aishath Ahmed

Interior : -

The contents of these drawings remain as a property of Rryan Private Limited. Any use other than those expressly stated is a violation of this copyright



RIYAN PRIVATE LIMITED

t : +9603315049 f : +9603310776
e : info@riyan.com.mv
w : www.riyan.com.mv
3rd floor, H. Azum, Ameenemagu, Male'

Title: General Notes

Page: S-00/12

19.0 STRUCTURAL TIMBER SPECIFICATION

19.1 THE CONTRACT STRUCTURAL DRAWINGS AND SPECIFICATIONS REPRESENT THE COMPLETED STRUCTURE, AND ARE NOT INTENDED TO INDICATE THE METHOD OR MEANS OF CONSTRUCTION. THE CONTRACTOR SHALL SUPERVISE AND DIRECT THE WORK AND SHALL BE SOLELY RESPONSIBLE FOR ALL CONSTRUCTION MEANS, METHODS, PROCEDURES, TECHNIQUES, SEQUENCES, AND FOR JOB SAFETY.

19.2 THE ENGINEER DOES NOT HAVE CONTROL OR CHARGE OF, AND SHALL NOT BE RESPONSIBLE FOR, CONSTRUCTION MEANS, METHODS, TECHNIQUES, SEQUENCES, OR PROCEDURES, FOR SAFETY PRECAUTIONS AND PROGRAMS IN CONNECTION WITH THE WORK, FOR THE ACTS OR OMISSIONS OF THE CONTRACTOR, SUBCONTRACTOR, OR ANY OTHER PERSONS PERFORMING ANY OF THE WORK, OR FOR THE FAILURE OF ANY OF THEM TO CARRY OUT THE WORK IN ACCORDANCE WITH THE CONTRACT DOCUMENTS.

19.3 ALL CONSTRUCTION IS IN COMPLIANCE WITH THE CONSTRUCTION DOCUMENTS. THE GENERAL CONTRACTOR SHALL BE RESPONSIBLE FOR PERFORMING ALL WORK IN COMPLIANCE WITH THE CONSTRUCTION DOCUMENTS.

19.4 ALL TIMBER FOR STRUCTURAL USE SHALL BE HARDWOOD OR SOFTWOOD OF VISUAL GRADE C/D IN ACCORDANCE WITH BS 5756 WITH THE FOLLOWING MINIMUM GRADE STRESSES:

19.5 CONNECTIONS
PLATES - STAINLESS STEEL GRADE 316 OF STATED THICKNESS
BOLTS - SS GRADE 316

19.6 TIMBER TREATMENT
MOISTURE - PRESSURE IMPREGNATION OF CCA
INSECTS - TERMITE TREATMENT FOR TIMBER IN / NEAR GROUND

20.0 STRUCTURAL STEEL SPECIFICATION

1. SEE 21.0 ON PRIMARY CODES AND SPECIFICATIONS.

2. MATERIALS:

W-SHAPES & WT-SHAPES..... ASTM A992
S-SHAPES, M-SHAPES, HP-SHAPES..... ASTM A36
ST-SHAPES & MT-SHAPES..... ASTM A36
C-SHAPES & MC-SHAPES..... ASTM A36
ANGLES & PLATES..... ASTM A36
HSS SHAPES..... ASTM A500, GRADE B
STEEL PIPE..... ASTM A53 (TYPE E OR S), GRADE B
HIGH STRENGTH BOLTS..... ASTM A325
MACHINE BOLTS..... ASTM A307
ANCHOR RODS.....ASTM F1554, GRADE 55 TYPE S1(UNO)
WELDED HEADED STUDS..... ASTM A108
DEFORMED BAR ANCHORS..... ASTM A496
WELDING ELECTRODES..... AWS D1.1, E70 SERIES

3. NON-SHRINK, NON-METALLIC GROUT WITH A 28 DAY STRENGTH OF 35MPa SHALL BE USED UNDER BASE PLATES AND SHALL CONFORM TO BS EN 12390-3 AND EN 196-1. MASTERFLOW 542 OR EQUIVALENT MAYBE USED.

23.0 POST-INSTALLED ANCHORS

1. POST-INSTALLED ANCHORS SHALL ONLY BE USED WHERE SPECIFIED ON THE DRAWINGS. CONTRACTOR SHALL OBTAIN APPROVAL FROM ENGINEER OF RECORD (EOR) PRIOR TO USING POST-INSTALLED ANCHORS FOR MISSINGS OR MISPLACED ANCHORS.

2. CARE SHALL BE GIVEN TO AVOID CONFLICTS WITH EXISTING REINFORCING WHEN DRILLING HOLES. HOLES SHALL BE DRILLED AND CLEANED PER THE MANUFACTURER'S INSTRUCTIONS. ANCHORS SHALL BE INSTALLED PER THE MANUFACTURER'S INSTALLATION INSTRUCTIONS AT NOT LESS THAN MINIMUM EDGE DISTANCES AND/OR SPACINGS INDICATED IN THE MANUFACTURER'S LITERATURE.

3. SPECIAL INSPECTION SHALL BE PROVIDED FOR ALL ADHESIVE AND MECHANICAL ANCHOR INSTALLATIONS AS REQUIRED BY THE EOR. INDEPENDENT ON-SITE PROOF LOAD TESTING SHALL BE PERFORMED AS REQUIRED BY THE EOR. CONTACT EOR FOR NUMBER OF ANCHORS REQUIRED TO BE TESTED AND REQUIRED PROOF LOAD MAGNITUDE.

S. Maradhoo, Maradhoo Feydhoo
Irushadhiya School - 12 Classroom (04 Storey)
Client: Ministry of Education

Rev no	Date
--	-----
--	-----
--	-----

Project Number: RI/2017/012
Date: January 2021
Architect : Maryam Irasha Shareef
Engineer : Mohamed Muththalb Waleed
Drawn by : Maryam Leevan Jaleel
Services : Aishath Ahmed
Interior : -

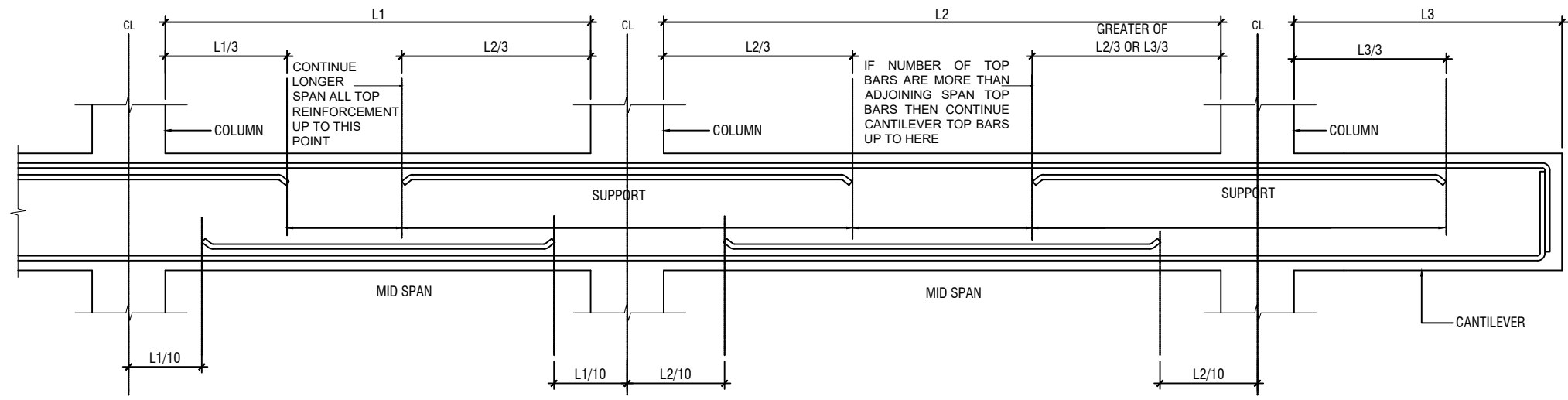


RIYAN PRIVATE LIMITED

t : +9603315049 f : +9603310776
e : info@riyan.com.mv
w : www.riyan.com.mv
3rd floor, H. Azum, Ameenemagu, Male'

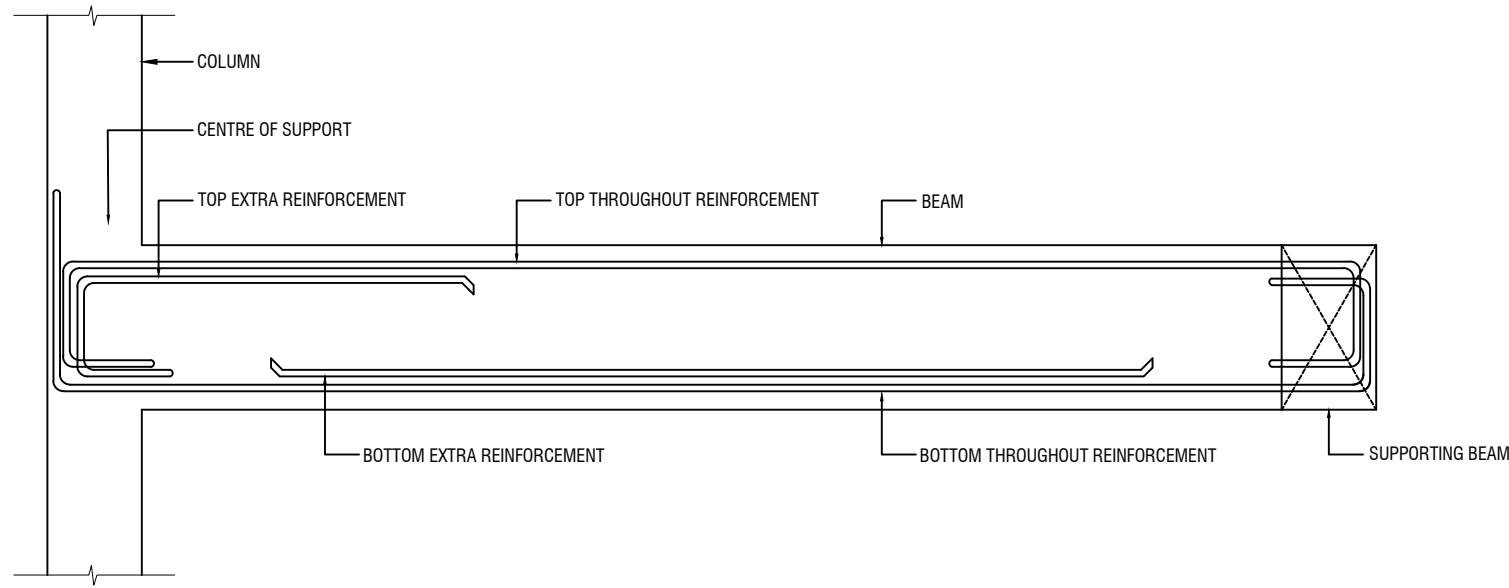
Title: General Notes

Page: S-00/12

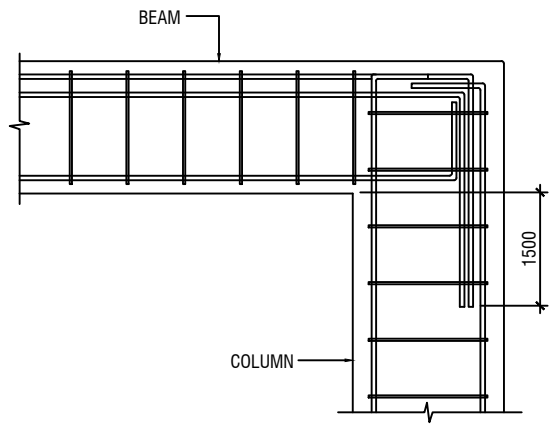


SIMPLIFIED DETAILING RULES FOR BEAMS (BS8110-1)

L1 = SHORTER SPAN
L2 = LONGER SPAN
L3 = CANTILEVER LENGTH



LONGITUDINAL SECTION OF TYPICAL SLAB BEAM SPANNING BETWEEN A COLUMN AND BEAM
SHOWING END SPAN MID SPAN REINFORCEMENT DETAILS



END COLUMN TO BEAM CONNECTION

NOTE:
STANDARD DETAILS GIVEN HERE ALSO APPLIES TO FOUNDATION MEMBERS
OTHER DETAILS NOT FOUND HERE SHALL BE REFERRED TO IN RELEVANT BS
CODES OR SHALL BE APPROVED BY CLIENT'S ENGINEER

S. Maradhoo, Maradhoo Feydhoo
Irushadhiya School - 12 Classroom (04 Storey)
Client: Ministry of Education

Rev no	Date
1	2021
2	2021
3	2021
4	2021
5	2021
6	2021
7	2021
8	2021
9	2021
10	2021
11	2021
12	2021
13	2021
14	2021
15	2021
16	2021
17	2021
18	2021
19	2021
20	2021
21	2021
22	2021
23	2021
24	2021
25	2021
26	2021
27	2021
28	2021
29	2021
30	2021
31	2021
32	2021
33	2021
34	2021
35	2021
36	2021
37	2021
38	2021
39	2021
40	2021
41	2021
42	2021
43	2021
44	2021
45	2021
46	2021
47	2021
48	2021
49	2021
50	2021
51	2021
52	2021
53	2021
54	2021
55	2021
56	2021
57	2021
58	2021
59	2021
60	2021
61	2021
62	2021
63	2021
64	2021
65	2021
66	2021
67	2021
68	2021
69	2021
70	2021
71	2021
72	2021
73	2021
74	2021
75	2021
76	2021
77	2021
78	2021
79	2021
80	2021
81	2021
82	2021
83	2021
84	2021
85	2021
86	2021
87	2021
88	2021
89	2021
90	2021
91	2021
92	2021
93	2021
94	2021
95	2021
96	2021
97	2021
98	2021
99	2021
100	2021



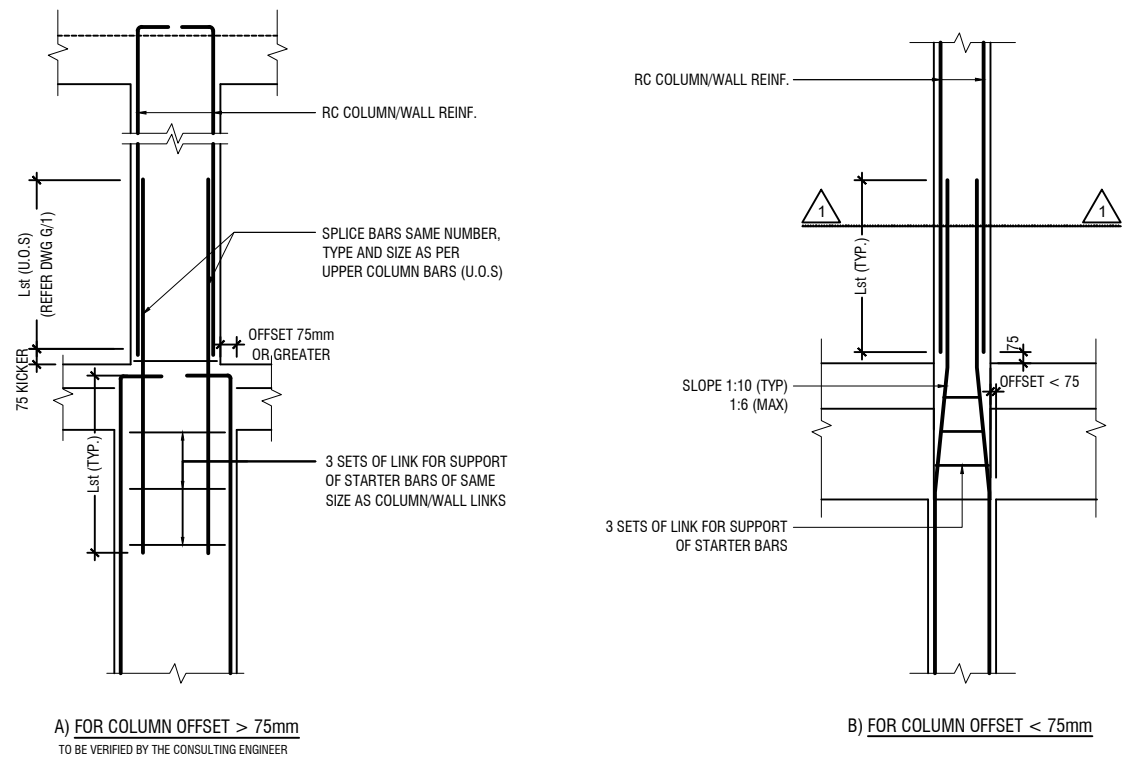
RYAN PRIVATE LIMITED

t : +9603315049 f : +9603310776
e : info@ryan.com.mv
w : www.ryan.com.mv
3rd floor, H. Azum, Ameenemagau, Male'

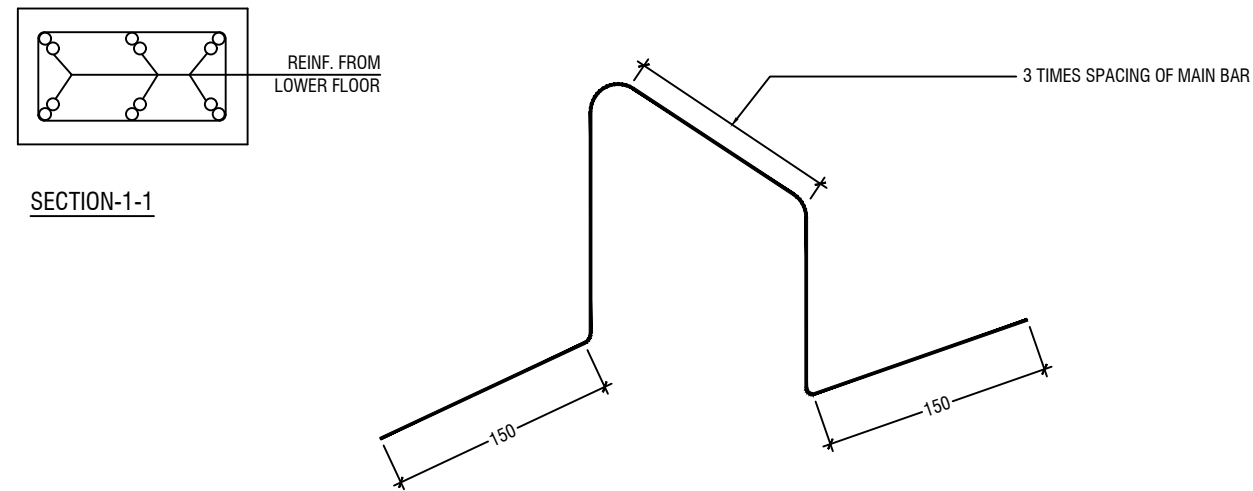
Title: General Notes

Page: S-00/12

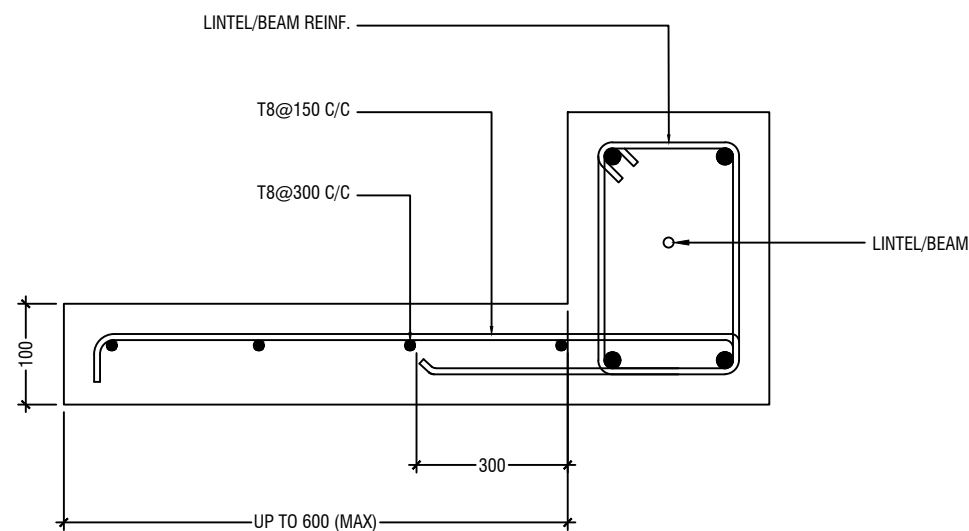
The contents of these drawings remain as a property of RYAN PRIVATE LIMITED. Any use other than those expressly stated is a violation of this copyright



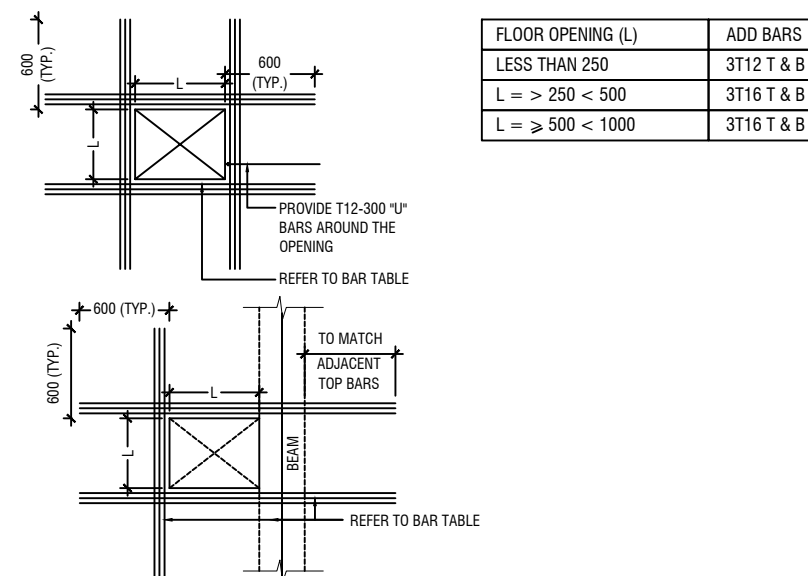
COLUMN/WALL REINF. LAPPING DETAIL AT FLOOR LEVEL



TYPICAL CHAIR DETAIL



TYPICAL CANTILEVER DETAILS



- NOTE:-
1. FOR OPENINGS LESS THAN 200x200. SLAB REBARS TO BE ADJUSTED AROUND OPENING.
 2. FOR OPENINGS GREATER THAN 250x250 TO BE APPROVED BY THE ENGINEER.
 3. ALL SLAB OPENINGS LOCATION TO BE APPROVED BY THE ENGINEER.
 4. EQUIVALENT OPENING AREA SHALL APPLY THE DETAILS SHOWN ABOVE.
 5. EQUIVALENT OPENING AREA SHALL INCLUDE RECTANGLE, TRIANGLE AND ANY POLYGON SHAPE.
 6. EXCEPT HACKING, NO SLAB CORING ARE ADVISABLE FOR POST-TENSIONED SLAB.

TYPICAL TRIMMER BARS DETAILS FOR OPENING IN SLABS

S. Maradhoo, Maradhoo Feydhoo
Irushadhiya School - 12 Classroom (04 Storey)
Client: Ministry of Education

Project Number: RI/2017/012
Date: January 2021
Architect : Maryam Irasha Shareef
Engineer : Mohamed Muthalib Waleed
Drawn by : Maryam Leevan Jaleel
Services : Aishath Ahmed
Interior : -

Rev no Date



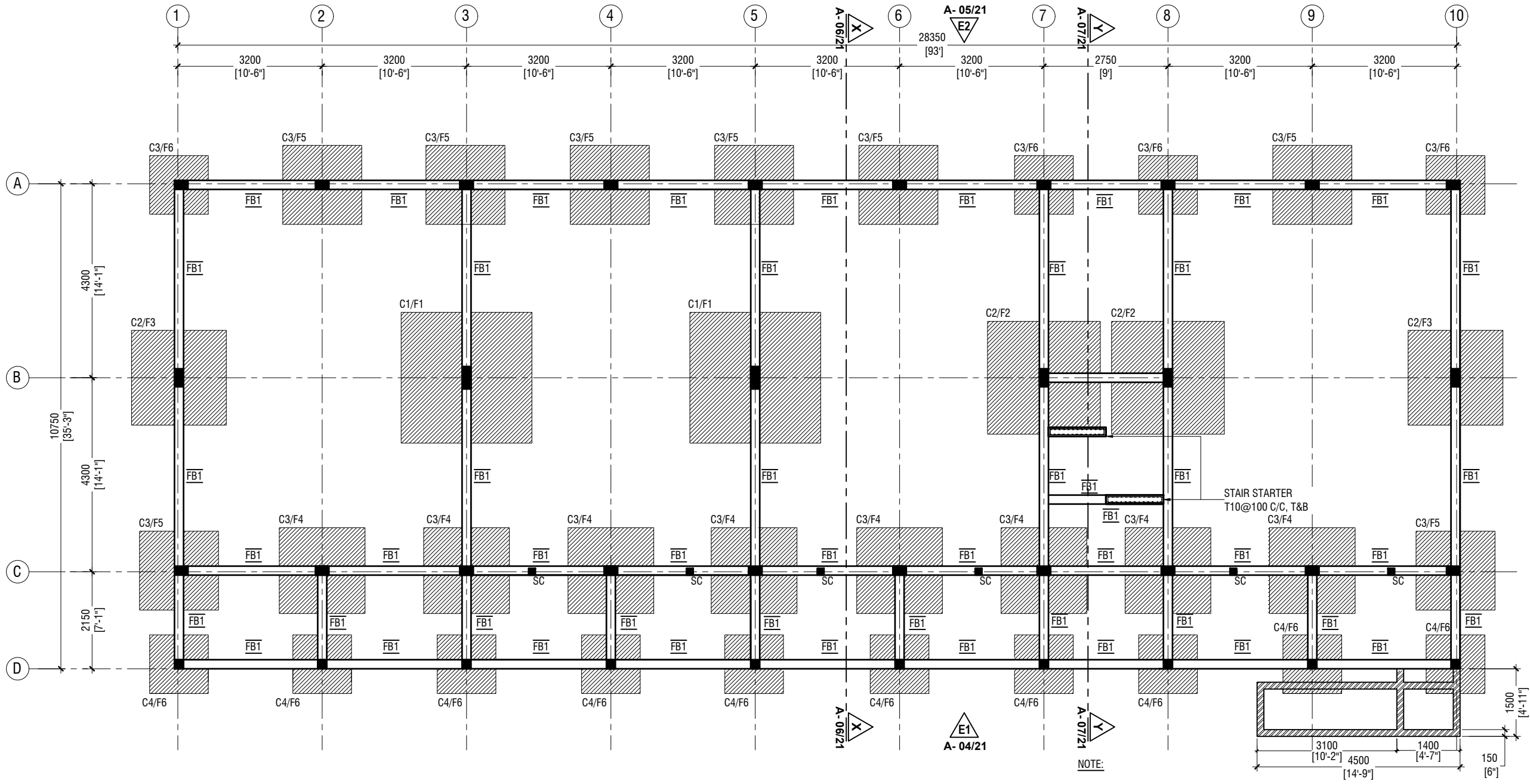
RYAN PRIVATE LIMITED

t : +9603315049 f : +9603310776
e : info@ryan.com.mv
w : www.ryan.com.mv
3rd floor, H. Azum, Ameenemagui, Male'

Title: General Notes

Page: S-00/12

The contents of these drawings remain as a property of Ryan Private Limited. Any use other than those expressly stated is a violation of this copyright



FOUNDATION PLAN

SCALE 1:100



COLUMN SIZES

C1	: 200 x 500 mm
C2	: 200 x 400 mm
C3	: 200 x 300 mm
C4	: 200 x 200 mm
SC	: 150 x 150 mm
COVER	: 40mm

FOUNDATION PAD SIZES

	DIMENSION	REINFORCEMENT
F1	2900 x 2900 x 550	T16@150 C/C B/W (B) & T12@200 C/C B/W (T)
F2	2500 x 2500 x 500	T16@150 C/C B/W (B) & T12@200 C/C B/W (T)
F3	2100 x 2100 x 450	T12@125 C/C B/W (B)
F4	1900 x 1900 x 450	T12@150 C/C B/W (B)
F5	1750 x 1750 x 450	T12@150 C/C B/W (B)
F6	1300 x 1300 x 450	T12@150 C/C B/W (B)

FOUNDATION DEPTH : 1200mm BELOW GROUND LEVEL

ALL FOOTINGS ARE TO BE LAID ON TOP OF 50mm THICK LEAN CONCRETE
APPLY WATER PROOFING TO SUBSTRUCTURE (BELOW GROUND ELEMENTS)

TIE BEAM SIZES

FB1	: 200 x 450 mm
COVER	: 50mm

GROUND SLAB : 150mm THK RC SLAB ON FILL
REINFORCED WITH T10@200 C/C BW

CONCRETE GRADE = M25

-150mm THK. SOLID MASONRY BLOCK WALL

RAMP SLAB :100mm THK RC SLAB ON COMPACTED FILL
REINFORCED WITH T10@200 C/C BW



RIYAN PRIVATE LIMITED

t : +9603315049 f : +9603310776

e : info@riyan.com.mv

w : www.riyan.com.mv

3rd floor, H. Azum, 'Ameeneemagu, Male'

S. Maradhoo, Maradhoo Feydhoo
Irushadhiyya School - 12 Classroom (04 Storey)
Client: Ministry of Education

Project Number: RI/2017/012
Date: January 2021

Architect : Mariyam Irasha Shareef

Engineer : Mohamed Muththalib Waleed

Drawn by : Mariyam Leevan Jaleel

Services : Aishath Ahmed

Interior : -

Rev no Date

--

--

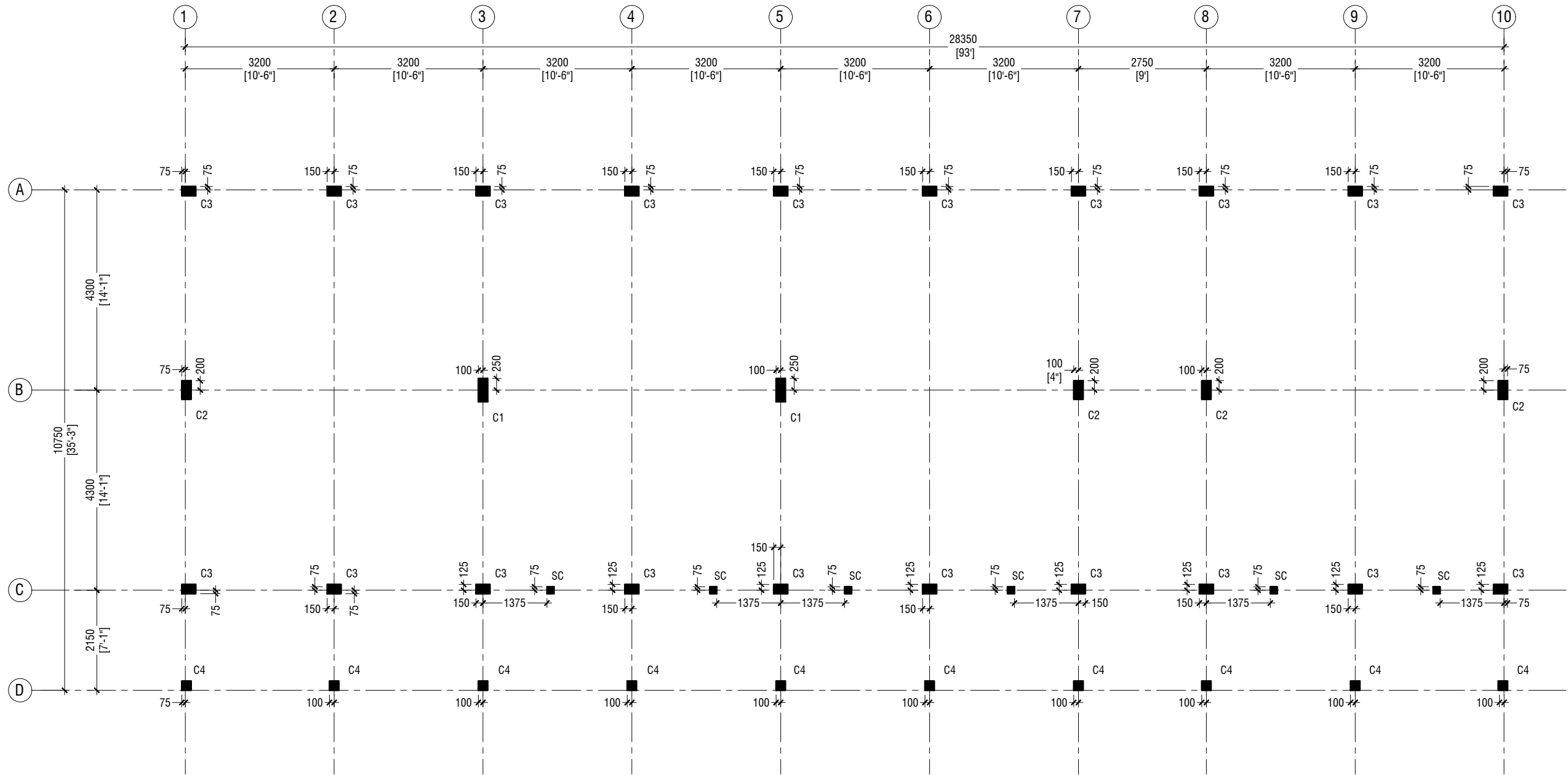
--

--

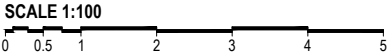
Title: Foundation Plan

-

Page: S-01/12



FIRST - THIRD FLOOR COLUMN LAYOUT PLAN



NOTE:

COLUMN SIZES

- C1 : 200 x 500 mm
- C2 : 200 x 400 mm
- C3 : 200 x 300 mm
- C4 : 200 x 200 mm
- SC : 150 x 150 mm
- COVER : 40mm



RIYAN PRIVATE LIMITED

t : +9603315049 f : +9603310776
e : info@riyan.com.mv
w : www.riyan.com.mv
3rd floor, H. Azum, Ammeenemagu, Male'

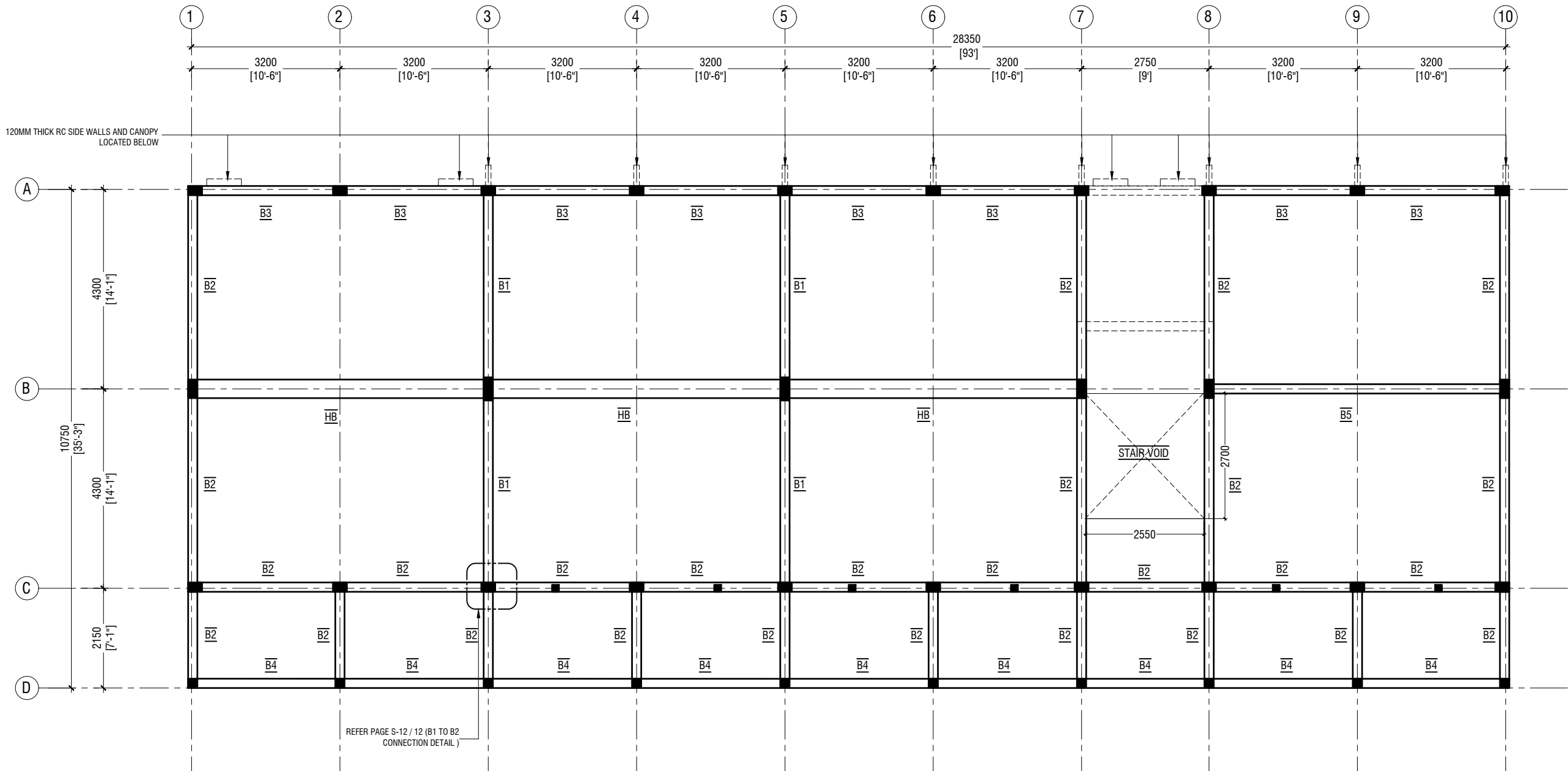
S. Maradhoo, Maradhoo Feydhoo
Irushadhiyya School - 12 Classroom (04 Storey)
Client: Ministry of Education

Project Number: RI/2017/012
Date: January 2021
Architect : Mariyam Irasha Shareef
Engineer : Mohamed Muththalib Waleed
Drawn by : Mariyam Leevan Jaleel
Services : Aishath Ahmed
Interior : -

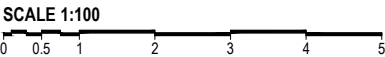
Rev no	Date
--	-----
--	-----
--	-----
--	-----

Title: First - Third Floor
Column Layout Plan

Page: S-02/12



FIRST - THIRD FLOOR BEAM PLAN



NOTE:

COLUMN SIZES

C1	: 200 x 500 mm
C2	: 200 x 400 mm
C3	: 200 x 300 mm
C4	: 200 x 200 mm
SC	: 150 x 150 mm
COVER	: 40mm

BEAM SIZES

B1	: 200x475 mm
B2	: 200x400 mm
B3	: 200x400 mm
B4	: 200x400 mm
B5	: 200x475 mm
HB	: 400x180 mm
COVER	: 35mm



RIYAN PRIVATE LIMITED

t : +9603315049 f : +9603310776
e : info@riyan.com.mv
w : www.riyan.com.mv
3rd floor, H. Azum, Ameenemagu, Male'

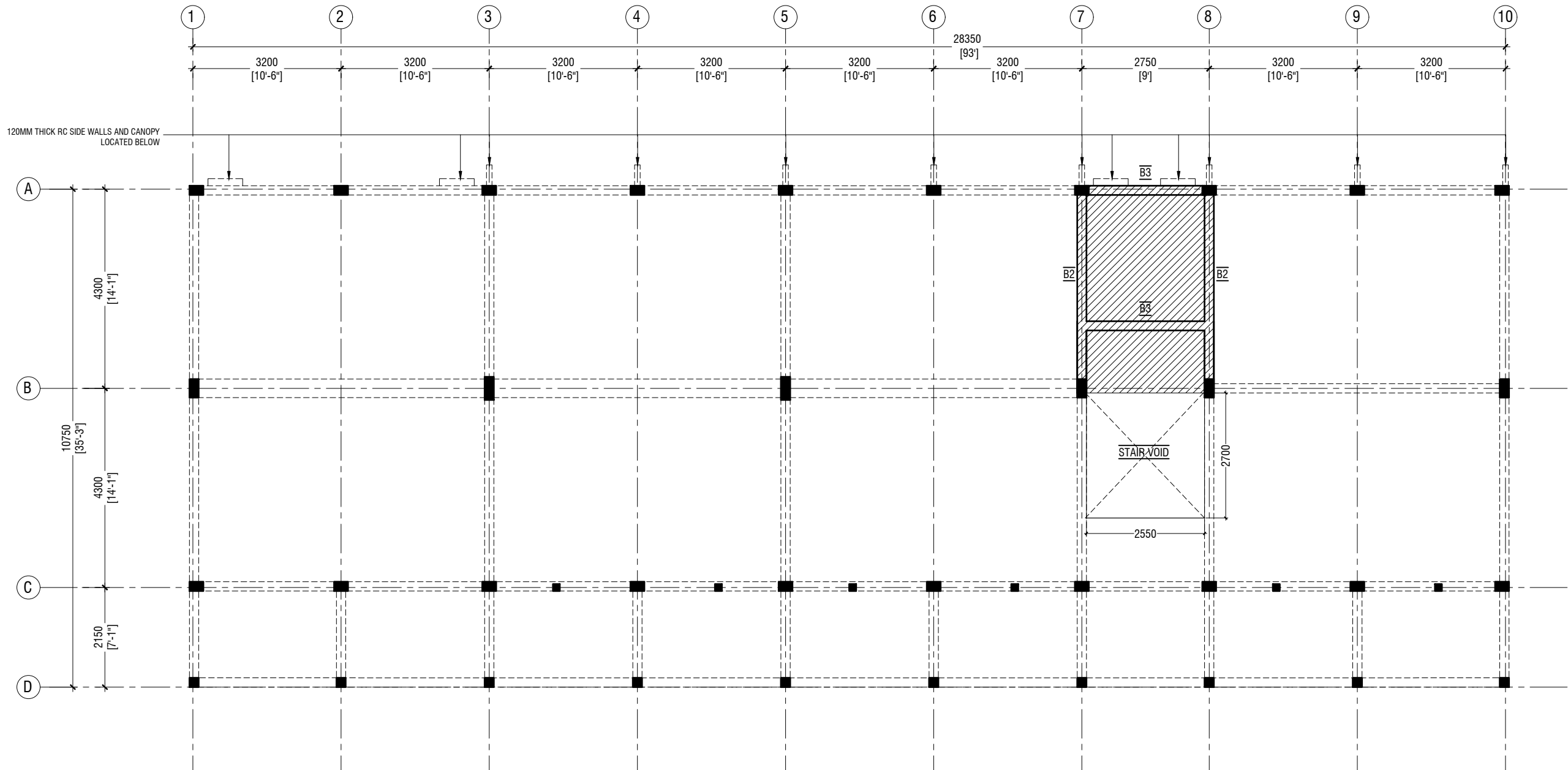
S. Maradhoo, Maradhoo Feydhoo
Irushadhiyya School - 12 Classroom (04 Storey)
Client: Ministry of Education

Project Number: RI/2017/012
Date: January 2021
Architect : Mariyam Irasha Shareef
Engineer : Mohamed Muththalib Waleed
Drawn by : Mariyam Leevan Jaleel
Services : Aishath Ahmed
Interior : -

Rev no	Date
--	-----
--	-----
--	-----
--	-----

Title: First - Third Floor
Beam Plan

Page: S-03/12



STORE / HALF LANDING FLOOR BEAM & SLAB REINFORCEMENT PLAN (+1850, +4850 & 7850)

SCALE 1:100

NOTE:

COLUMN SIZES

C1 : 200 x 500 mm
C2 : 200 x 400 mm
C3 : 200 x 300 mm
C4 : 200 x 200 mm
SC : 150 x 150 mm
COVER : 40mm

BEAM SIZES

B1 : 200x475 mm
B2 : 200x400 mm
B3 : 200x400 mm
B4 : 200x400 mm
B5 : 200x475 mm
HB : 400x180 mm
COVER : 35mm



SLAB THICKNESS: 150mm

REINFORCEMENT: T10@150C/C B/W (T&B)

ALL REINFORCEMENT TO BE
DISCONTINUOUS OVER THE VOIDS



RYAN PRIVATE LIMITED

t : +9603315049 f : +9603310776
e : info@riyan.com.mv
w : www.riyan.com.mv
3rd floor, H. Azum, Ameenemagu, Male'

S. Maradhoo, Maradhoo Feydhoo
Irushadhiyya School - 12 Classroom (04 Storey)
Client: Ministry of Education

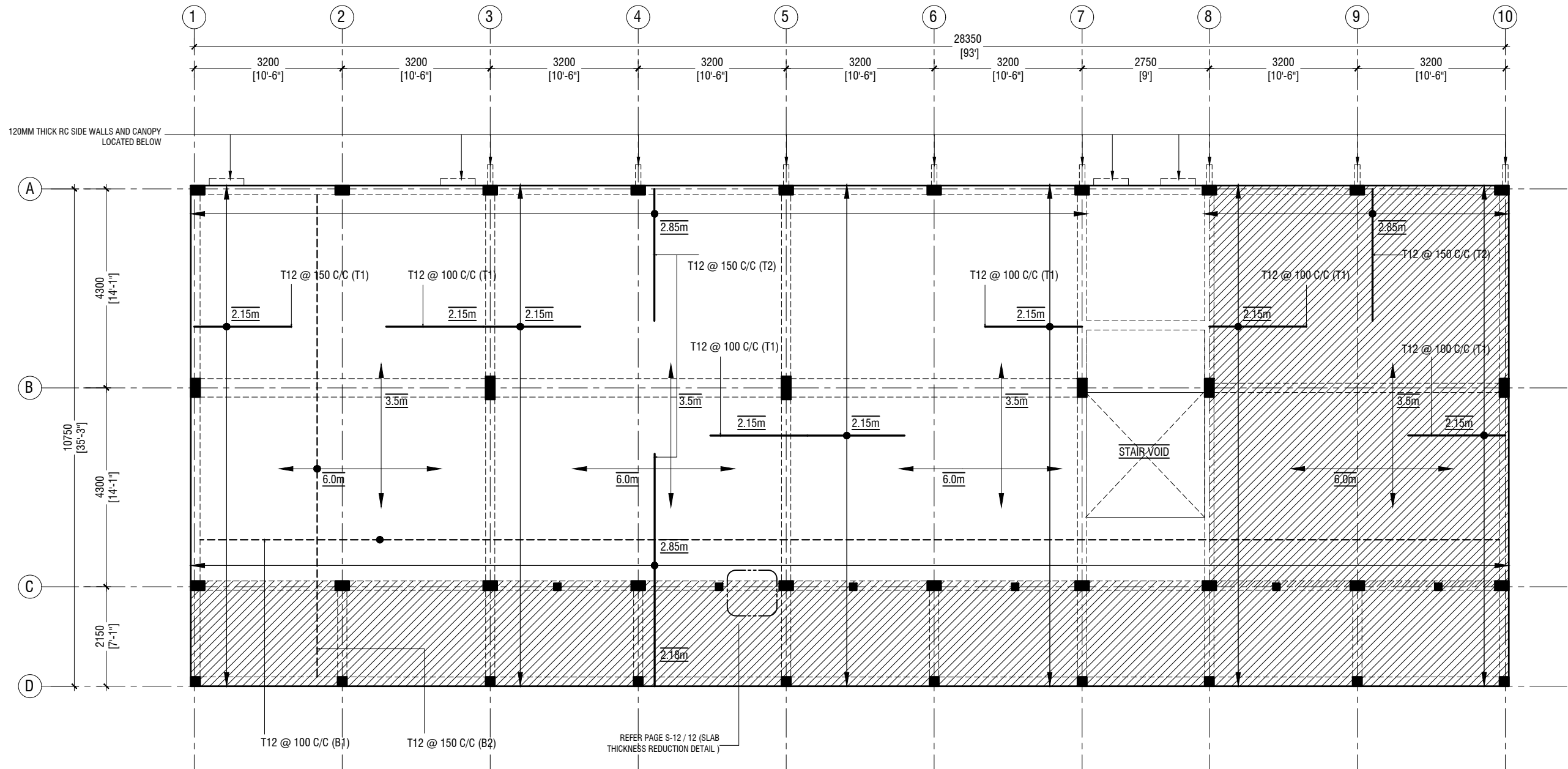
Project Number: RI/2017/012
Date: January 2021

Architect : Mariyam Irasha Shareef
Engineer : Mohamed Muththalib Waleed
Drawn by : Mariyam Leevan Jaleel
Services : Aishath Ahmed
Interior : -

Rev no	Date
--	-----
--	-----
--	-----
--	-----

Title: Store / Half Landing
Beam & Slab Rein. Plan

Page: S-04/12



FIRST - THIRD FLOOR SLAB REINFORCEMENT PLAN

SCALE 1:100
0 0.5 1 2 3 4 5

NOTE

	SLAB THICKNESS:	180mm
	SLAB THICKNESS:	135mm
----	BOTTOM REINFORCEMENT:	T12@150C/C B/W (NOT SHOWN)
—	BOTTOM ADDITIONAL REINFORCEMENT:	T12@150C/C B/W (AS SHOWN)
	TOP REINFORCEMENT:	T12@150C/C (AS SHOWN, UNLESS STATED)
	TOP DISTRIBUTION STEEL:	T12@150C/C (UNLESS STATED)



RIYAN PRIVATE LIMITED

t: +9603315049 f: +9603310776
e: info@riyan.com.mv
w: www.riyan.com.mv
3rd floor, H. Azum, Ameenemagu, Male'

S. Maradhoo, Maradhoo Feydhoo
Irushadhiyya School - 12 Classroom (04 Storey)
Client: Ministry of Education

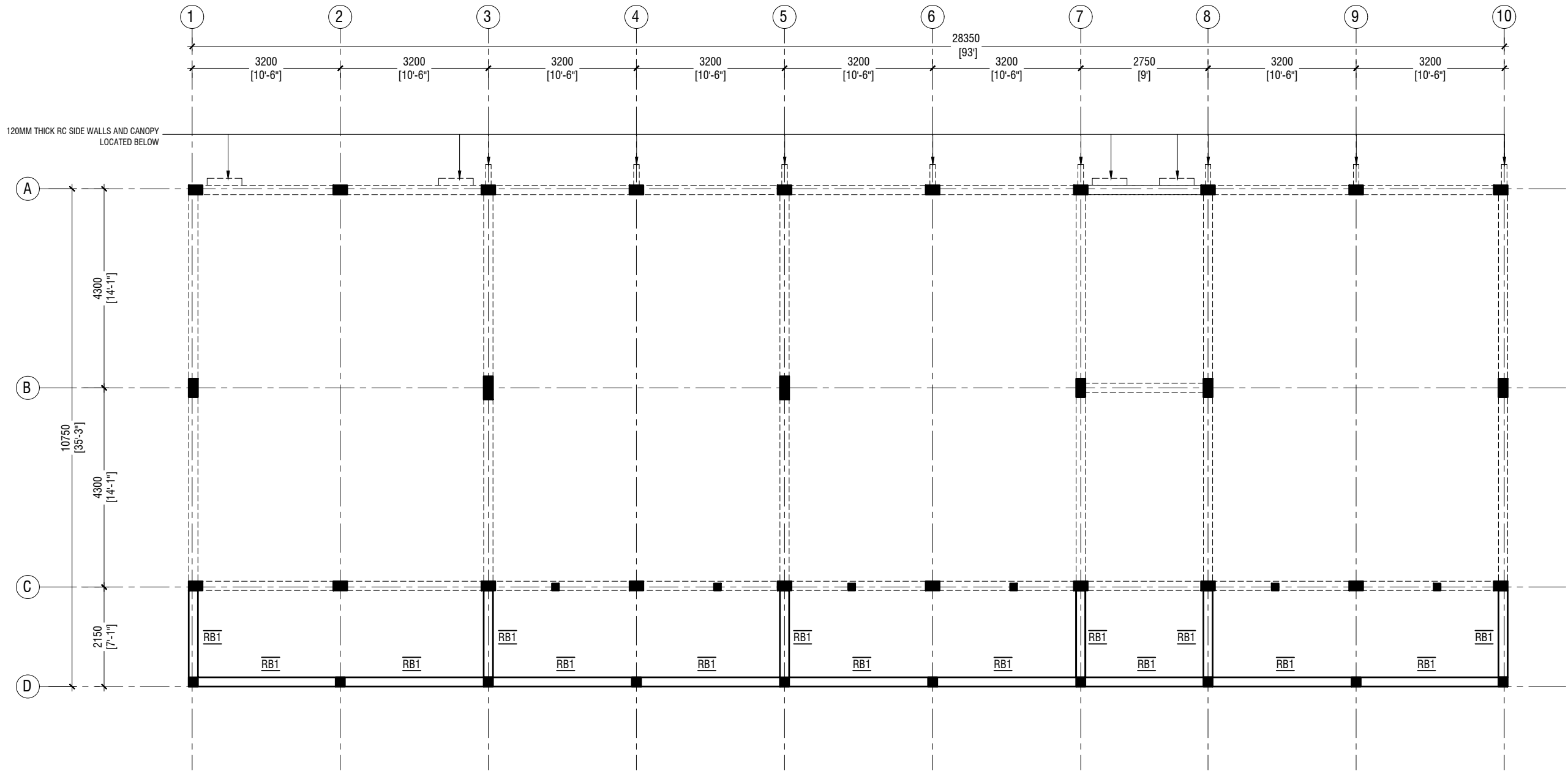
Project Number: RI/2017/012
Date: January 2021

Architect : Mariyam Irasha Shareef
Engineer : Mohamed Muththalib Waleed
Drawn by : Mariyam Leevan Jaleel
Services : Aishath Ahmed
Interior : -

Rev no	Date
--	-----
--	-----
--	-----
--	-----

Title: First - Third Floor
Slab Rein. Plan

Page: S-05/12



ROOF BEAM PLAN - 1 @12.15 FROM F.F.L

SCALE 1:100



NOTE:

BEAM SIZES

RB1 : 200x300 mm
COVER : 35mm



RIYAN PRIVATE LIMITED

t : +9603315049 f : +9603310776
e : info@riyan.com.mv
w : www.riyan.com.mv
3rd floor, H. Azum, Ameenemagu, Male'

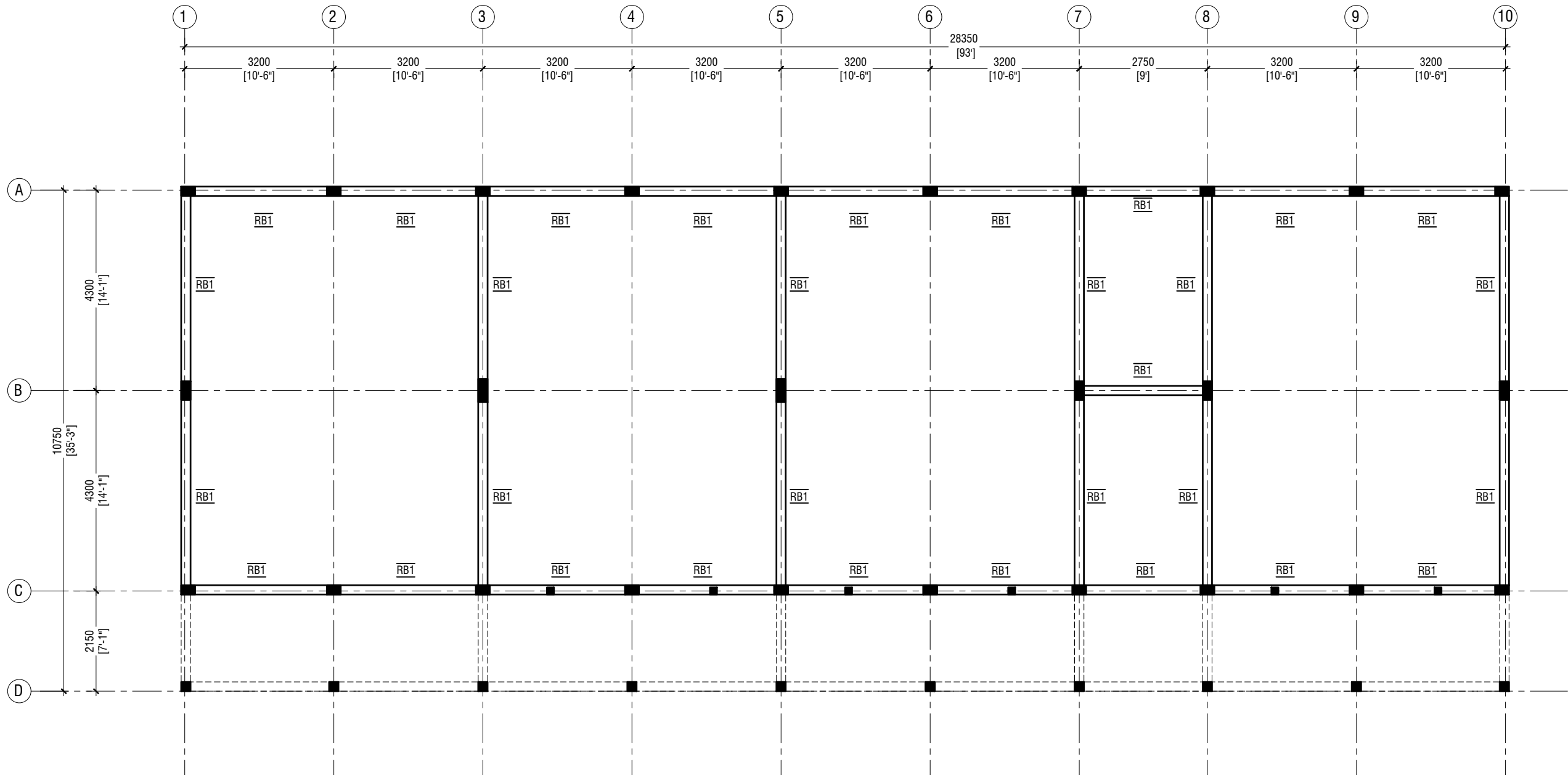
S. Maradhoo, Maradhoo Feydhoo
Irushadhiyya School - 12 Classroom (04 Storey)
Client: Ministry of Education

Project Number: RI/2017/012
Date: January 2021
Architect : Mariyam Irasha Shareef
Engineer : Mohamed Muththalib Waleed
Drawn by : Mariyam Leevan Jaleel
Services : Aishath Ahmed
Interior : -

Rev no	Date
--	-----
--	-----
--	-----
--	-----

Title: Roof Beam Plan - 1
(+12150)

Page: S-06/12



ROOF BEAM PLAN - 2 @12.706 FROM F.F.L

SCALE 1:100



NOTE:

BEAM SIZES

RB1 : 200x300 mm
COVER : 35mm



RIYAN PRIVATE LIMITED

t : +9603315049 f : +9603310776
e : info@riyan.com.mv
w : www.riyan.com.mv
3rd floor, H. Azum, Ameenemagu, Male'

S. Maradhoo, Maradhoo Feydhoo
Irushadhiyya School - 12 Classroom (04 Storey)
Client: Ministry of Education

Project Number: RI/2017/012
Date: January 2021
Architect : Mariyam Irasha Shareef
Engineer : Mohamed Muththalib Waleed
Drawn by : Mariyam Leevan Jaleel
Services : Aishath Ahmed
Interior : -

Rev no	Date
--	-----
--	-----
--	-----
--	-----

Title: Roof Beam Plan - 2
(+12706)

Page: S-07/12

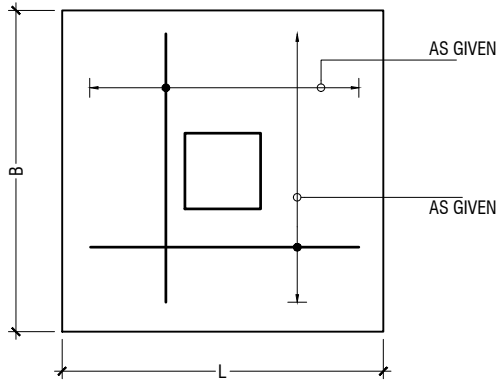
	DIMENSION	REINFORCEMENT (L x B x D)
F1	2900 x 2900 x 550	T16@150 C/C B/W (B) & T12@200 C/C B/W (T)
F2	2500 x 2500 x 500	T16@150 C/C B/W (B) & T12@200 C/C B/W (T)
F3	2100 x 2100 x 450	T12@125 C/C B/W (B)
F4	1900 x 1900 x 450	T12@150 C/C B/W (B)
F5	1750 x 1750 x 450	T12@150 C/C B/W (B)
F6	1300 x 1300 x 450	T12@150 C/C B/W (B)

FOUNDATION DEPTH = 1200mm

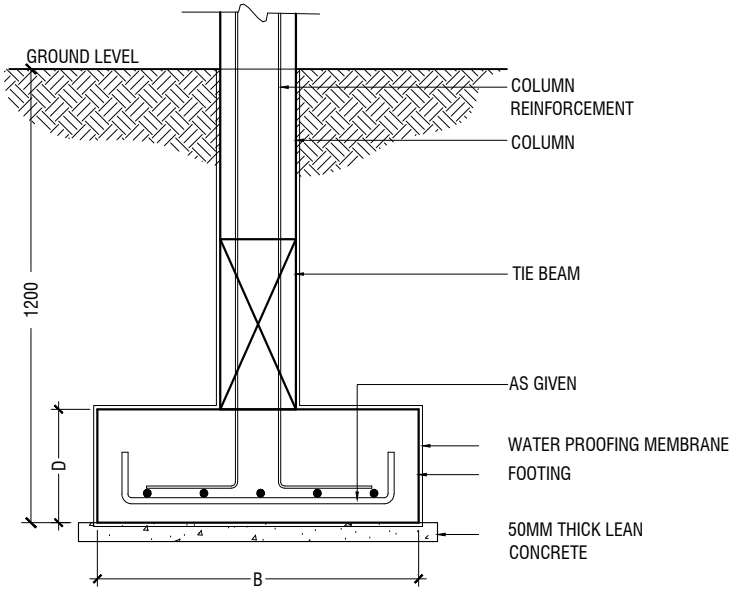
NOTE:-
COVER TO FOUNDATION = 50mm
COVER TO COLUMNS = 40mm
COVER TO BEAMS = 35mm
COVER TO SLAB = 30mm
LAPS = Ø OF BAR x 45
BEAMS @END SUPPORT = Ø OF BAR x 12

GRADE OF CONCRETE = M25

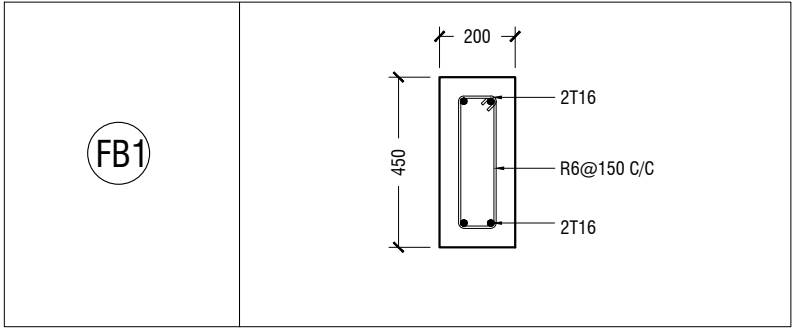
FOUNDATION PADS



PLAN



TYPICAL FOOTING SECTION



FOUNDATION DETAILS

	GROUND & 1ST FLOOR
C1	
C2	
C3	
C4	
SC	

COLUMN DETAIL

STRUCTURAL DETAILS - 1

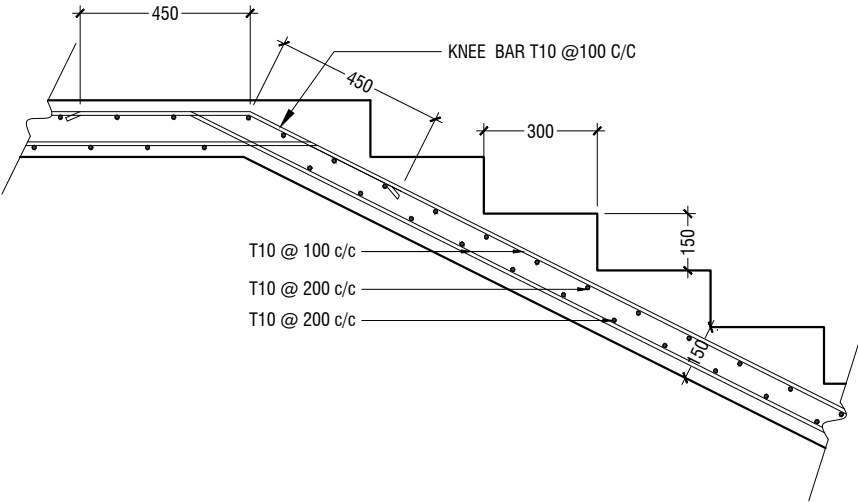


	MIDSPAN	SUPPORT
B1		
B2		
B3		
B4		
B5		
RB1		

BEAM DETAIL


HB	
LT1	
LT2	

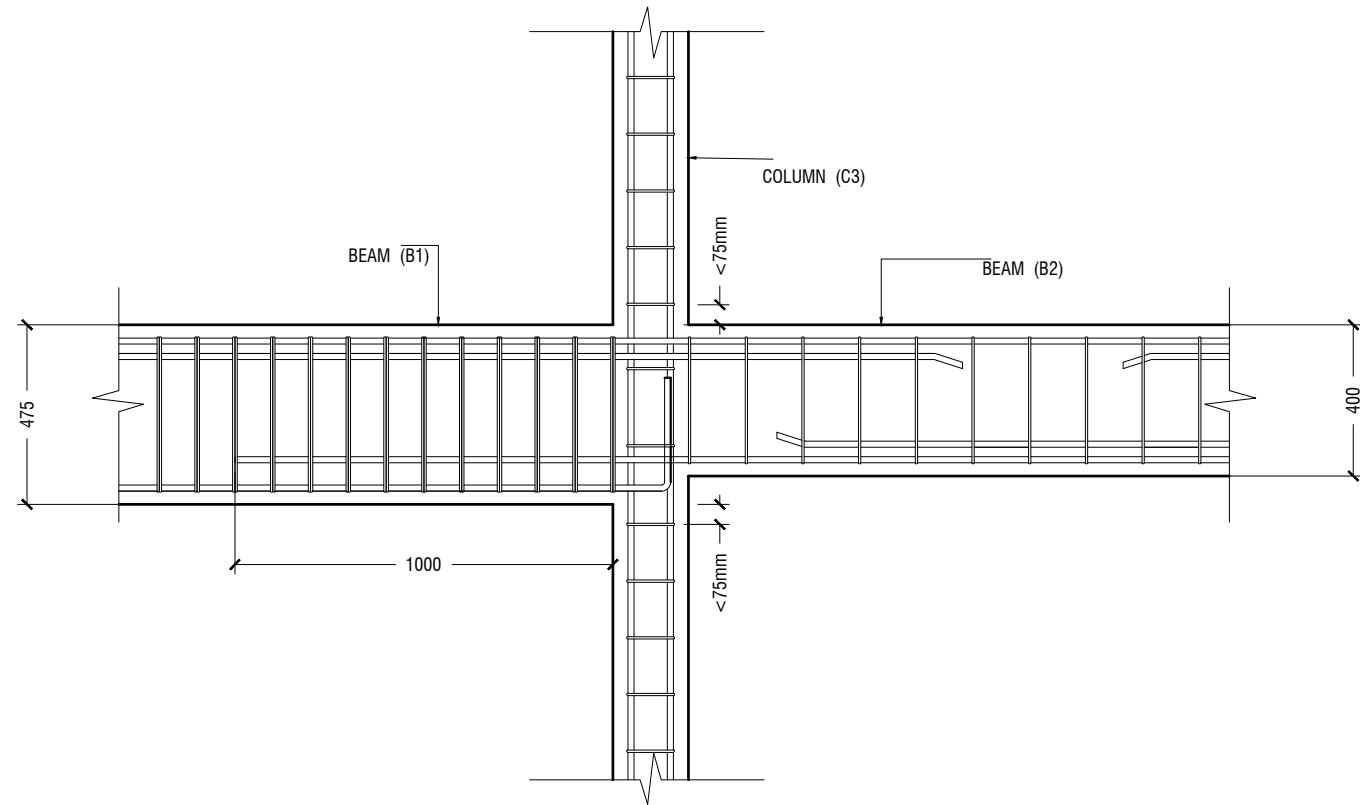
LINTELS OVER ALL DOORS, WINDOWS
(THAT DOES NOT RISE TO ROOF BEAM LEVEL)
LT2 FOR WINDOW (W2) ONLY



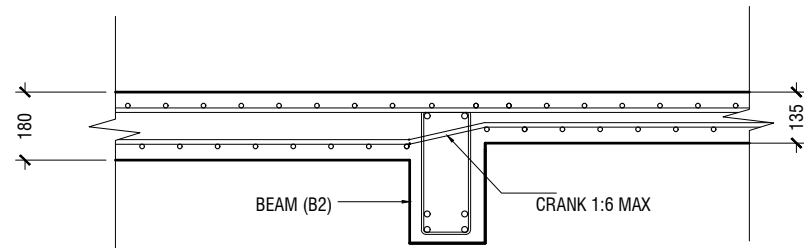
MAIN STAIRCASE REINFORCEMENT DETAIL

STRUCTURAL DETAILS - 2






B1 TO B2 CONNECTION DETAIL



SLAB THICKNESS REDUCTION DETAIL

STRUCTURAL DETAILS - 3



RIYAN PRIVATE LIMITED

t : +9603315049 f : +9603310776
e : info@riyan.com.mv
w : www.riyan.com.mv
3rd floor, H. Azum, Ameenemagui, Male'

S. Maradhoo, Maradhoo Feydhoo
Irushadhiyya School - 12 Classroom (04 Storey)
Client: Ministry of Education

Project Number: RI/2017/012	Rev no	Date
Date: January 2021	--	-----
Architect : Mariyam Irasha Shareef	--	-----
Engineer : Mohamed Muththalib Waleed	--	-----
Drawn by : Mariyam Leevan Jaleel	--	-----
Services : Aishath Ahmed	--	-----
Interior : -	--	-----

Title: Structural Details - 3

Page: S-12/12