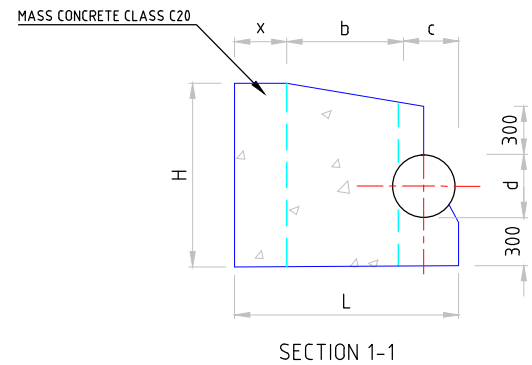
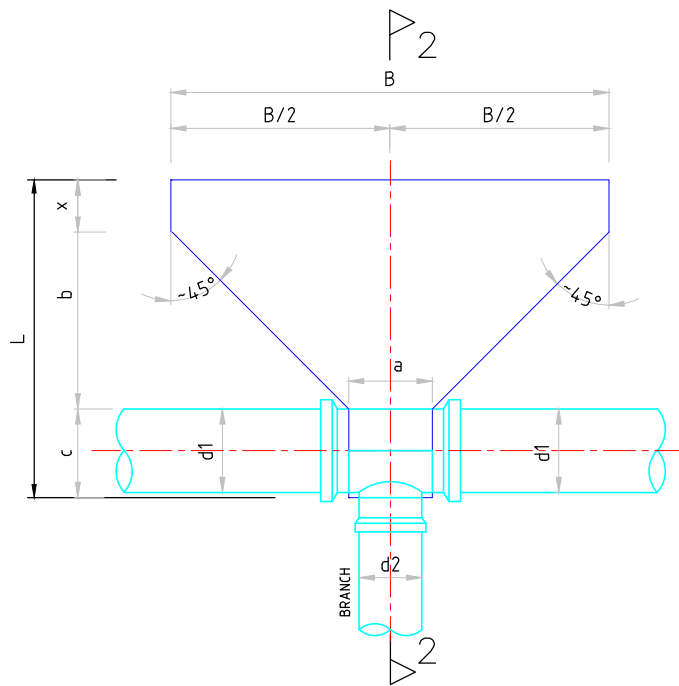


PLAN OF THRUST BLOCK
FOR SHORT RADIUS SOCKET
BEND-90°, 45°, 22½° AND 11¼°

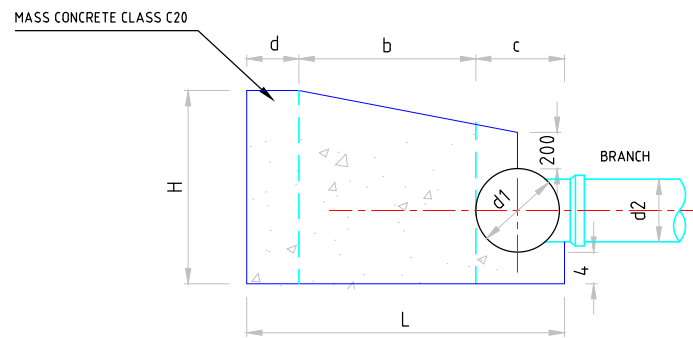


THRUST BLOCK ELEMENTS FOR HORIZONTAL BENDS

Diameter d mm	Angle (°)	B mm	H mm	L mm	a mm	b mm	c mm	x mm
150	11¼	300	800	750	100	300	150	300
	22½	400	800	750	110	300	150	300
	45	500	800	750	170	300	150	300
	90	700	800	750	300	300	150	300
200	11¼	400	800	800	100	300	200	300
	22½	500	800	800	150	300	200	300
	45	700	800	800	220	300	200	300
	90	1000	800	800	400	300	200	300
250	11¼	600	850	850	100	300	250	300
	22½	800	850	900	150	350	250	300
	45	1000	850	950	260	400	250	300
	90	1500	850	1550	450	1000	250	300
300	11¼	600	900	1000	150	300	300	400
	22½	800	900	1000	220	300	300	400
	45	1200	900	1150	310	450	300	400
	90	2000	900	1400	600	700	300	400
400	11¼	600	1200	1100	150	300	400	400
	22½	800	1200	1100	220	300	400	400
	45	1500	1200	1350	400	550	400	400
	90	2200	1500	1550	700	750	400	400
500	11¼	800	1200	1400	180	400	500	500
	22½	1000	1500	1400	270	400	500	500
	45	2000	1500	1750	500	750	500	500
	90	3500	1500	2200	900	1200	500	500
600	11¼	800	1500	1500	180	400	600	500
	22½	1500	1500	1700	310	600	600	500
	45	2500	1500	2100	570	1000	600	500
	90	4000	1800	2600	1000	1500	600	500
700	11¼	1000	1500	1600	220	400	700	500
	22½	2000	1500	2000	360	800	700	500
	45	2500	2000	2100	660	900	700	500
	90	4500	2200	2900	1200	1700	700	500
800	11¼	1200	1500	1800	250	500	800	500
	22½	2500	1500	2400	400	1100	800	500
	45	3500	2000	2700	750	1400	800	500
	90	5000	2500	3300	1200	2000	800	500



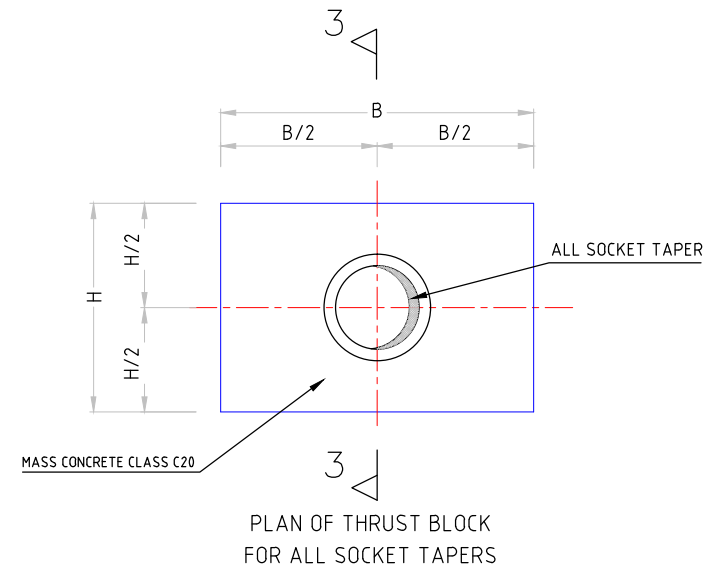
PLAN OF THRUST BLOCK
FOR ALL SOCKET TEE



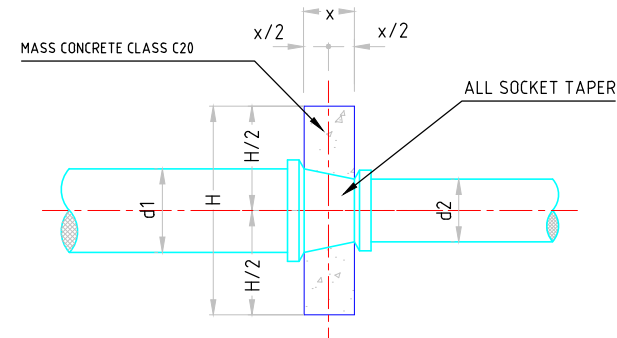
CROSS SECTION 2-2

THRUST BLOCK ELEMENTS
FOR TEES AND END CAPS

BRANCH (D2)	B	H	a	b	c	x	L
mm	mm	mm	mm	mm	mm	mm	mm
150	800	600	300	300	200	300	1100
200	1000	800	300	400	300	300	1300
250	1200	900	400	400	400	300	1500
300	1500	900	400	600	400	400	1800
400	2500	1000	400	1100	500	400	2400
500	3000	1200	500	1300	500	500	2800
600	3500	1500	600	1500	500	500	3100
700	3500	1500	600	1500	600	500	3200
800	4000	1500	700	1700	600	500	3500
900	4500	1500	1000	1800	700	500	4000



PLAN OF THRUST BLOCK
FOR ALL SOCKET TAPERS



SECTION 3-3

THRUST BLOCK ELEMENTS
FOR ALL SOCKET TAPERS

TAPER		B	H	x
D1	D2	mm	mm	mm
200	150	800	800	200
250	200	850	850	200
300	250	900	900	200
400	250	1200	1200	400
500	400	1500	1500	400
600	400	1800	1600	400
600	500	1600	1600	400
700	600	1700	1700	400
800	600	2200	1800	500
900	800	2000	2000	500

NOTES:

- ALL DIMENSIONS ARE IN MILLIMETERS.
- FOR LOCATION SEE LONGITUDINAL PROFILES.
- DESCRIPTION OF CONCRETE TO BE USED.

CUBE STRENGTH OF CONCRETE
MAXIMUM SIZE OF AGGREGATE
SULPHATE RESISTANT CEMENT

No.	DATE	DESCRIPTION	DRG. No.	DESCRIPTION
REVISION			REFERENCE DRAWINGS	

CLIENT MINISTRY OF ENVIRONMENT AND ENERGY MALE REPUBLIC OF MALDIVES				
PROJECT CONSULTANCY SERVICES FOR SURVEY, DESIGN OF WATER SUPPLY FACILITIES IN THE ISLAND R. MADUVVAREE, MALDIVES				
TITLE TYPICAL DRAWING AND DETAILS FOR THRUST BLOCK				
SHAH TECHNICAL CONSULTANTS PVT. LTD., INDIA In Association With DEVELOPMENT TECHNOLOGIES MALDIVES, MALDIVES				
APPROVED SSS	CHECKED SSS	DESIGNED SPP	DRAWN PDP	REVISION 0
SCALE NTS	DATE NOV 2017	DRAWING No. R. MADUVVAREE/WS/13		