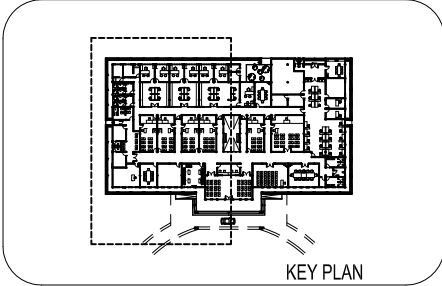


LOWER ROOF STRUCTURE LAYOUT PLAN - A

SCALE 1:100



CONTRACTORS MUST
CHECK ALL
DIMENSIONS ON SITE
BEFORE STARTING
ANY WORK OR SHOP
DRAWINGS FIGURED
DIMENSIONS TO TAKE
PRECEDENCE OVER
SCALE READINGS

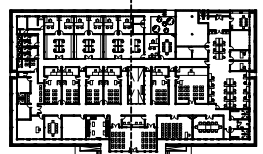
ArchEng
studios
Ma Fiyajahaage, 1st floor, Male, Republic of Maldives
admin@archeng.biz

REVISION:	ARCHITECT: MOHAMED HAMEEN / BDR2014016A	PROJECT:	PROPOSED NEW MAGISTRATE COURT			<div>S-10</div> <div>DWG NO</div> <div>PROJECT NO.: 14-061</div>
	ENGINEER: MOHAMED AHSAN / BDR2014074E	LOCATION:	S.HITHADHOO			
	PRIMARY ENG: MARIYAM SAMAH / BDR2014053PE	DRAWING TITLE:	AS GIVEN			
	ESTIMATOR:	CLIENT:	DEPARTMENT OF JUDICIAL ADMINISTRATION			
	DRAWN BY: ASFAN AHMED/SHAMHAD SAEED	SCALE: AS GIVEN	DIMENSION: MM	DATE: OCTOBER 2014		
CONCEPT AND DESIGN IN THIS DRAWING ARE THE PROPERTIES OF ARCHING STUDIO PVT.LTD. UNAUTHORIZED USE OR REPRODUCTION OF PART OF THE DESIGN DRAWINGS OR CONCEPT TO USE IN OTHER PROJECTS OR SITES OTHER THAN SPECIFIED ON THIS DRAWING IS PROHIBITED						

CONCEPT AND DESIGN IN THIS DRAWING ARE THE PROPERTIES OF ARCHENG STUDIO PVT LTD., UNAUTHORIZED USE OR REPRODUCTION OF PART OF THE DESIGN, DRAWINGS OR CONCEPT TO USE IN OTHER PROJECTS OR SITES OTHER THAN SPECIFIED ON THIS DRAWING IS PROHIBITED



SCALE 1:100

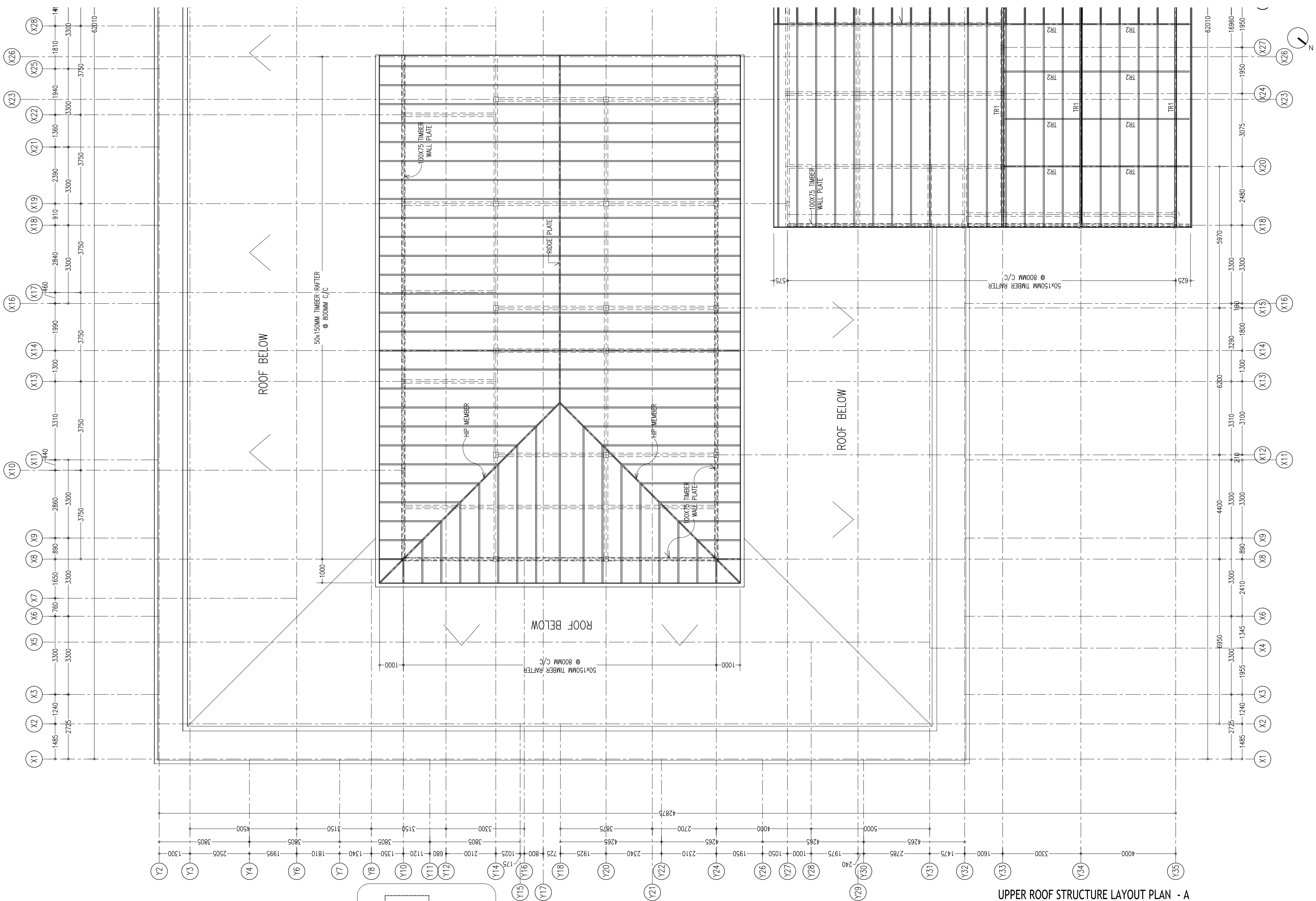


CONTRACTORS MUST
CHECK ALL
DIMENSIONS ON SITE
BEFORE STARTING
ANY WORK OR SHOP
DRAWINGS, FIGURED
DIMENSIONS TO TAKE
PRECEDENCE OVER
SCALE READINGS

ArchEng
studio
Ma Fiyajhaage, 1st floor, Male', Republic of Maldives

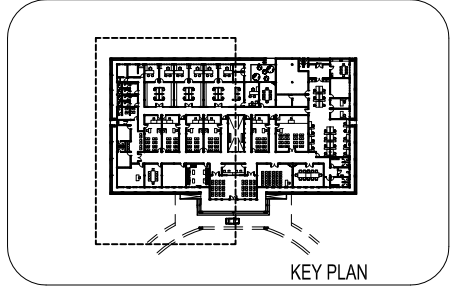
S-11

PROJECT NO.: 14-061



UPPER ROOF STRUCTURE LAYOUT PLAN - A

SCALE 1:100

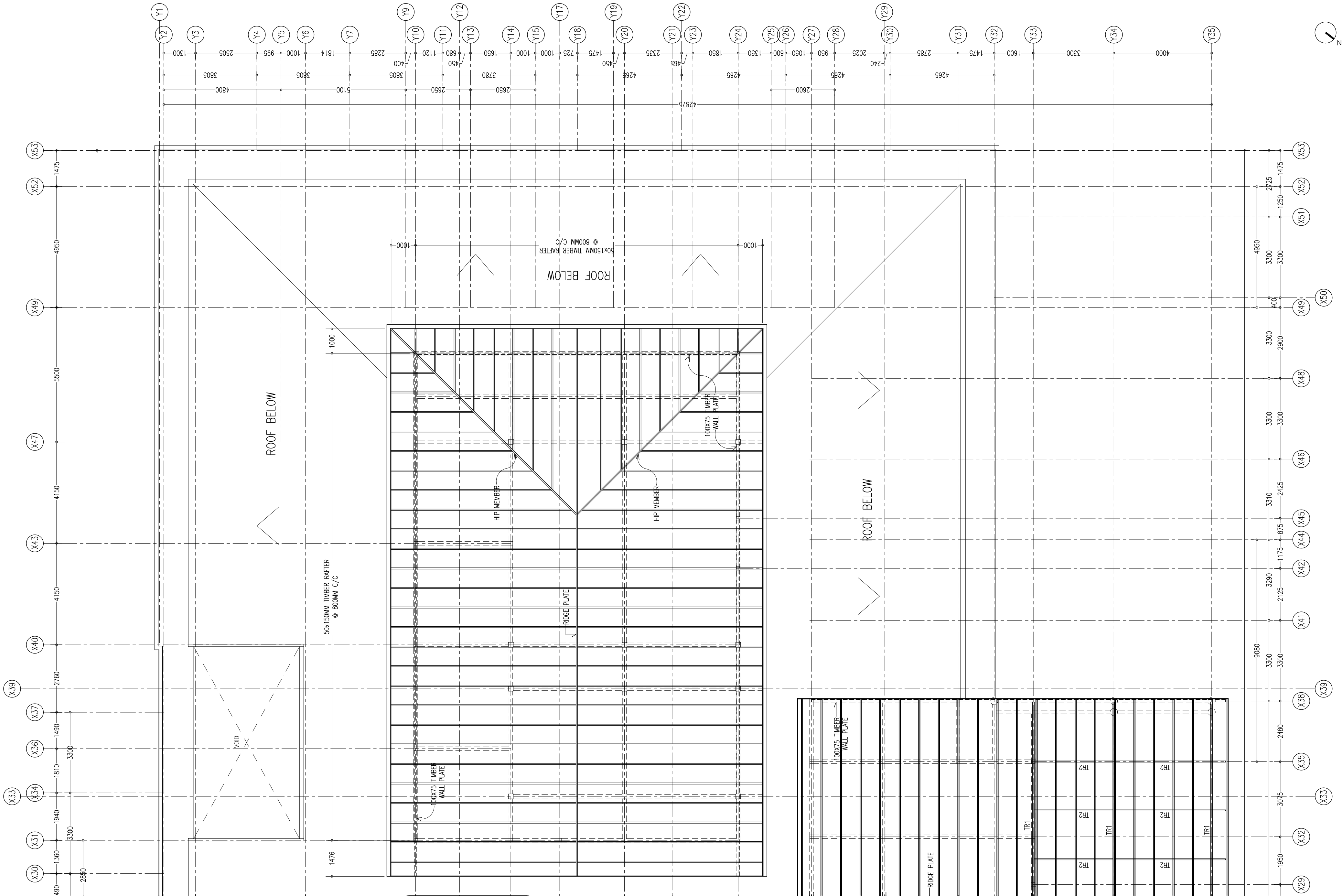


CONTRACTORS MUST
CHECK ALL
DIMENSIONS ON SITE
BEFORE STARTING
ANY WORK OR SHOP
DRAWINGS FIGURED
DIMENSIONS TO TAKE
PRECEDENCE OVER
SCALE READINGS

ArchEng
studios
Ma Fiyajahaage, 1st floor, Male', Republic of Maldives
admin@archeng.biz

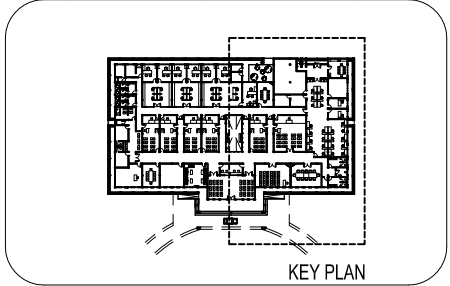
REVISION:	ARCHITECT: MOHAMED HAMEEN / BDR2014016A	PROJECT: PROPOSED NEW MAGISTRATE COURT	S-14 DWG NO PROJECT NO.: 14-061
	ENGINEER: MOHAMED AHSAN / BDR2014074E	LOCATION: S.HITHADHOO	
	PRIMARY ENG: MARIYAM SAMAH / BDR2014053PE	DRAWING TITLE: AS GIVEN	
	ESTIMATOR:	CLIENT: DEPARTMENT OF JUDICIAL ADMINISTRATION	
	DRAWN BY: ASFAN AHMED/SHAMHAD SAEED	SCALE: AS GIVEN DIMENSION: MM DATE: OCTOBER 2014	

CONCEPT AND DESIGN IN THIS DRAWING ARE THE PROPERTIES OF ARCHENG STUDIO PVT LTD., UNAUTHORIZED USE OR REPRODUCTION OF PART OF THE DESIGN, DRAWINGS OR CONCEPT TO USE IN OTHER PROJECTS OR SITES OTHER THAN SPECIFIED ON THIS DRAWING IS PROHIBITED



UPPER ROOF STRUCTURE LAYOUT PLAN -B

SCALE 1:100

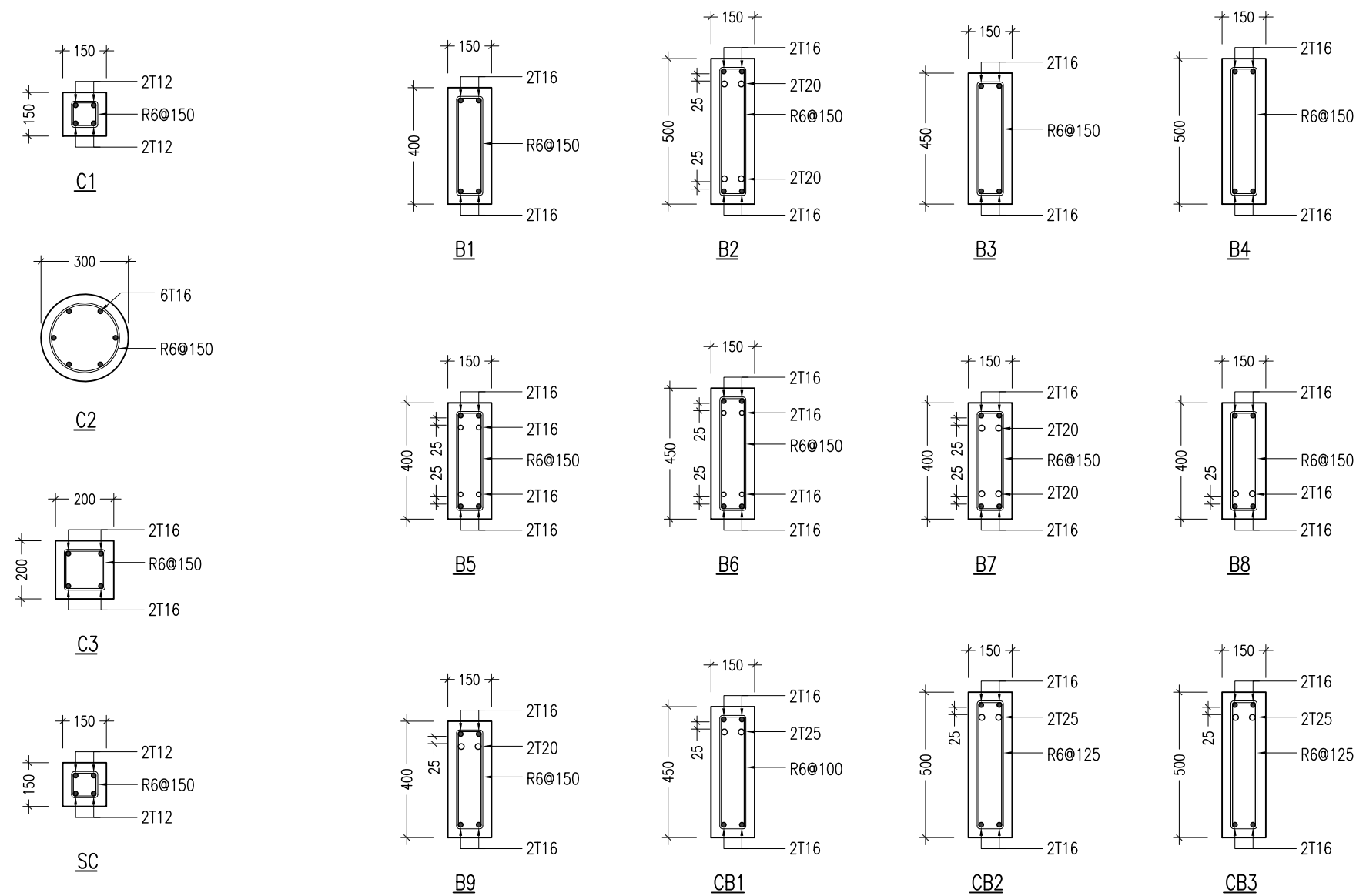


CONTRACTORS MUST
CHECK ALL
DIMENSIONS ON SITE
BEFORE STARTING
ANY WORK OR SHOP
DRAWINGS FIGURED
DIMENSIONS TO TAKE
PRECEDENCE OVER
SCALE READINGS

ArchEng
studios
Ma Fiyajahaage, 1st floor, Male, Republic of Maldives
admin@archeng.biz

REVISION:	ARCHITECT: MOHAMED HAMEEN / BDR2014016A	PROJECT:	PROPOSED NEW MAGISTRATE COURT			<div>S-15</div> <div>DWG NO</div> <div>PROJECT NO.: 14-061</div>
	ENGINEER: MOHAMED AHSAN / BDR2014074E	LOCATION:	S.HITHADHOO			
	PRIMARY ENG: MARIYAM SAMAH / BDR2014053PE	DRAWING TITLE:	AS GIVEN			
	ESTIMATOR:	CLIENT:	DEPARTMENT OF JUDICIAL ADMINISTRATION			
	DRAWN BY: ASFAN AHMED/SHAMHAD SAEED	SCALE: AS GIVEN	DIMENSION: MM	DATE: OCTOBER 2014	PROJECT NO.: 14-061	
CONCEPT AND DESIGN IN THIS DRAWING ARE THE PROPERTIES OF ARCHING STUDIO PVT. LTD. UNAUTHORIZED USE OR REPRODUCTION OF PART OF THE DESIGN DRAWINGS OR CONCEPT TO USE IN OTHER PROJECTS OR SITES OTHER THAN SPECIFIED ON THIS DRAWING IS PROHIBITED						

CONCEPT AND DESIGN IN THIS DRAWING ARE THE PROPERTIES OF ARCHENG STUDIO PVT LTD., UNAUTHORIZED USE OR REPRODUCTION OF PART OF THE DESIGN, DRAWINGS OR CONCEPT TO USE IN OTHER PROJECTS OR SITES OTHER THAN SPECIFIED ON THIS DRAWING IS PROHIBITED

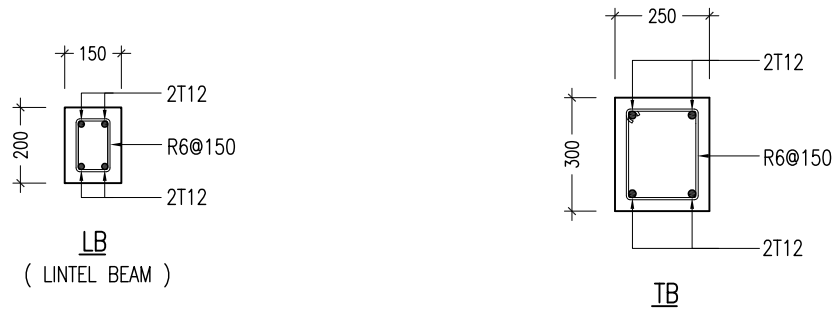


COLUMN DETAILS
SCALE 1:20

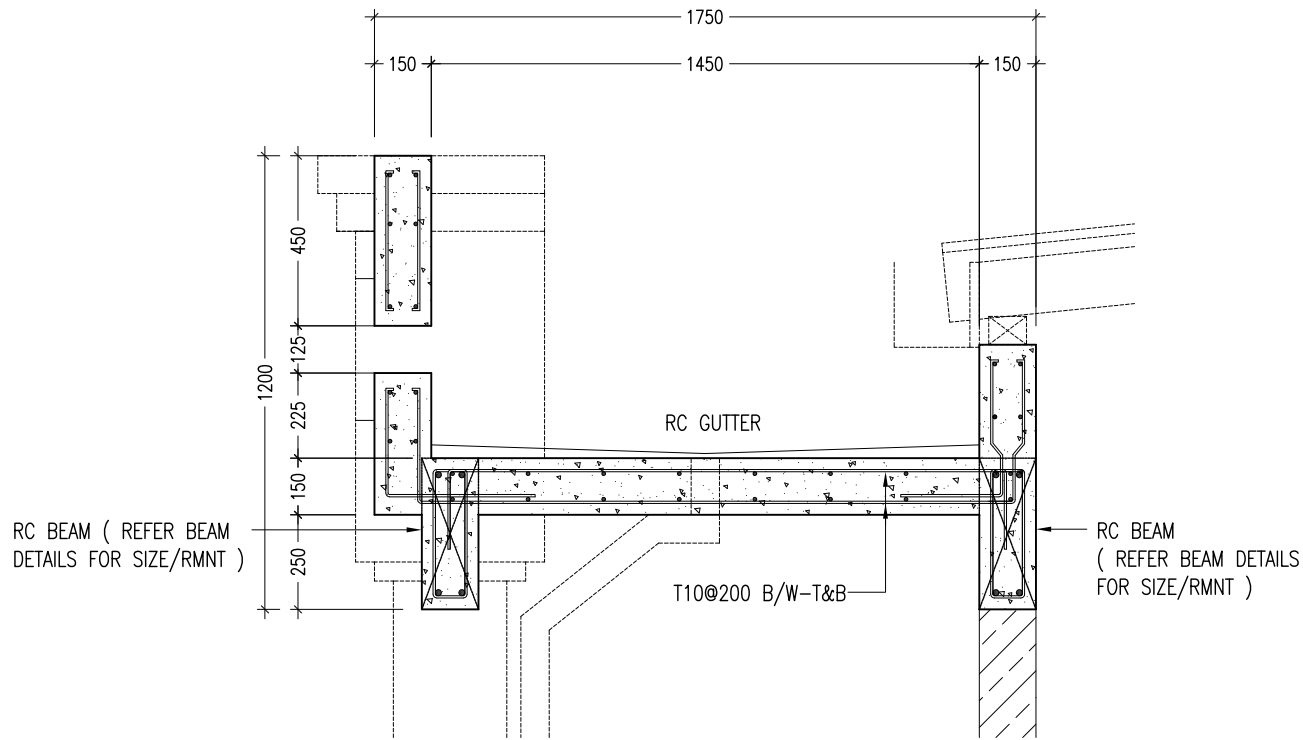
BEAM DETAILS
SCALE 1:20

	FOOTING	LENGTH/mm	WIDTH/mm	DEPTH/mm	REINFORCEMENT
	F1	600	600	250	T12@150mm C/C BW BOTTOM
	F2	1150	1150	250	T12@150mm C/C BW BOTTOM
	F3	700	700	250	T12@150mm C/C BW BOTTOM
	F4	800	800	250	T12@150mm C/C BW BOTTOM
	F5	1050	1050	250	T12@150mm C/C BW BOTTOM
	F6	900	900	250	T12@150mm C/C BW BOTTOM
	F7	900	1400	250	T12@150mm C/C BW BOTTOM

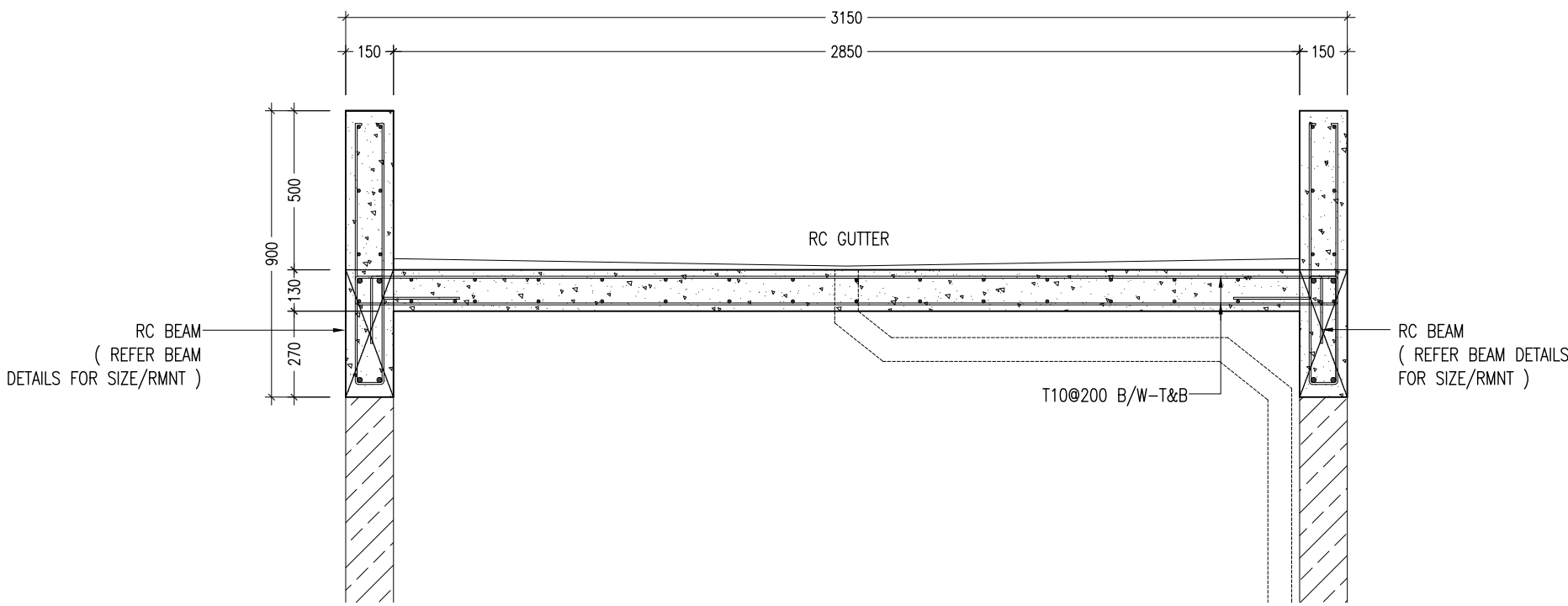
FOUNDATION PAD DETAILS



FOUNDATION BEAM DETAILS
SCALE 1:20



DETAIL SECTION R-R
SCALE 1:20




DETAIL SECTION S-S
SCALE 1:20

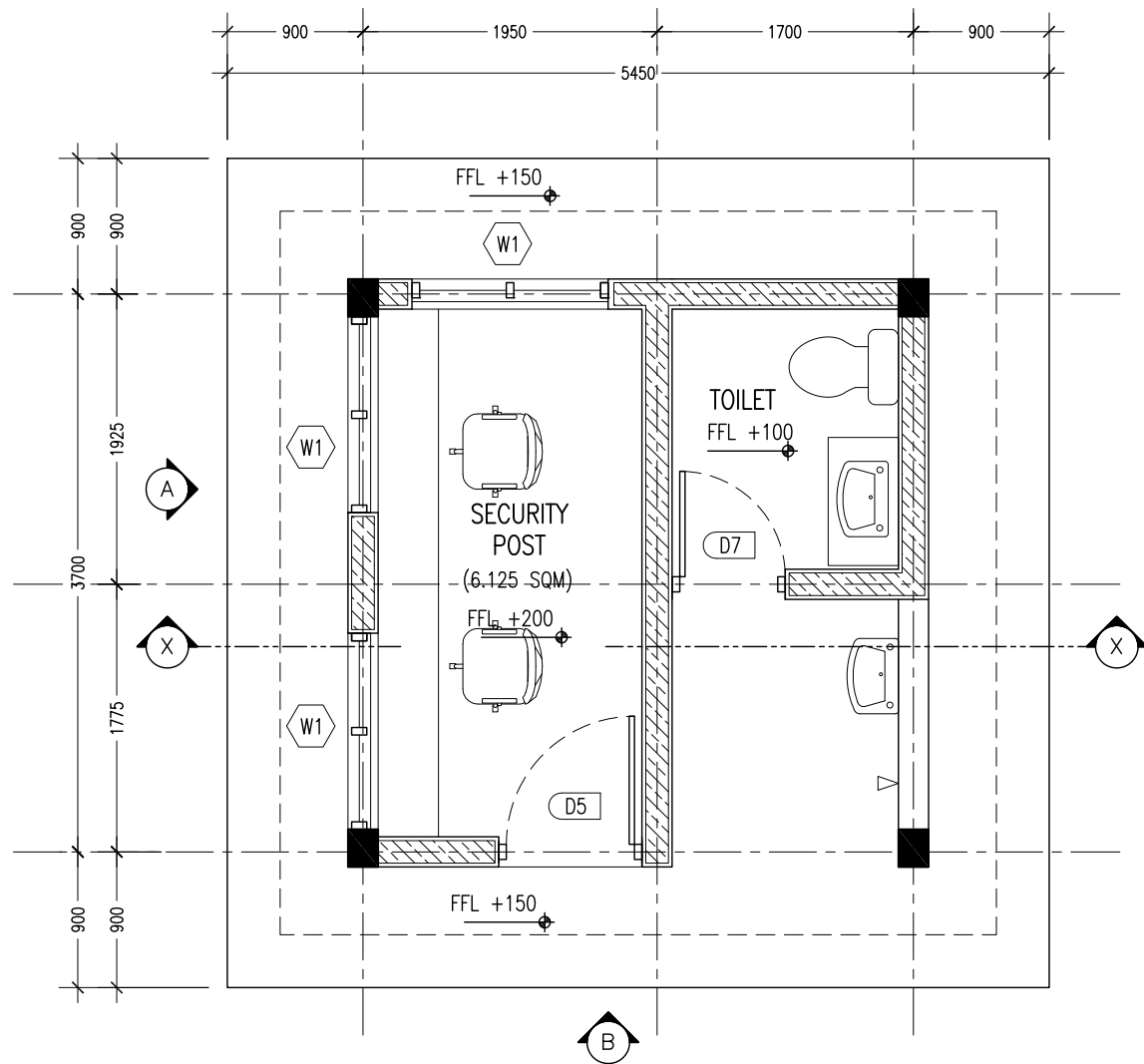
CONTRACTORS MUST
CHECK ALL
DIMENSIONS ON SITE
BEFORE STARTING
ANY WORK OR SHOP
DRAWINGS FIGURED
DIMENSIONS TO TAKE
PRECEDENCE OVER
SCALE READINGS

ArchEng
studios
Ma Fiyajahaage, 1st floor, Male, Republic of Maldives
admin@archeng.biz


REVISION:	ARCHITECT: MOHAMED HAMEEN / BDR2014016A	PROJECT: PROPOSED NEW MAGISTRATE COURT	S-15 DWG NO PROJECT NO.: 14-061
	ENGINEER: MOHAMED AHSAN / BDR2014074E	LOCATION: S.HITHADHOO	
	PRIMARY ENG: MARIYAM SAMAH / BDR2014053PE	DRAWING TITLE: AS GIVEN	
	ESTIMATOR:	CLIENT: DEPARTMENT OF JUDICIAL ADMINISTRATION	
	DRAWN BY: ASFAN AHMED/SHAMHAD SAEED	SCALE: AS GIVEN	
CONCEPT AND DESIGN IN THIS DRAWING ARE THE PROPERTIES OF ARCHENG STUDIO PVT LTD, UNAUTHORIZED USE OR REPRODUCTION OF PART OF THE DESIGN, DRAWINGS OR CONCEPT TO USE IN OTHER PROJECTS OR SITES OTHER THAN SPECIFIED ON THIS DRAWING IS PROHIBITED			
		DIMENSION: MM	DATE: OCTOBER 2014




REVISION:	ARCHITECT: MOHAMED HAMEEN / BDR2014016A	PROJECT: PROPOSED NEW MAGISTRATE COURT	<div style="text-align: center;">  </div>
	ENGINEER: MOHAMED AHSAN / BDR2014074E	LOCATION: S.HITHADHOO	
	PRIMARY ENG: MARIYAM SAMAH / BDR2014033PE	DRAWING TITLE: AS GIVEN	
	ESTIMATOR:	CLIENT: DEPARTMENT OF JUDICIAL ADMINISTRATION	
	DRAWN BY: ASFAN AHMED/SHAMHAD SAIED	SCALE: AS GIVEN DIMENSION: MM DATE: OCTOBER 2014	
CONCEPT AND DESIGN IN THIS DRAWING ARE THE PROPERTIES OF ARCHING STUDIO PVT LTD. UNAUTHORIZED USE OR REPRODUCTION OF PART OF THE DESIGN DRAWINGS OR CONCEPT TO USE IN OTHER PROJECTS OR SITES OTHER THAN SPECIFIED ON THIS DRAWING IS PROHIBITED			
			DWG NO PROJECT NO: 14-061



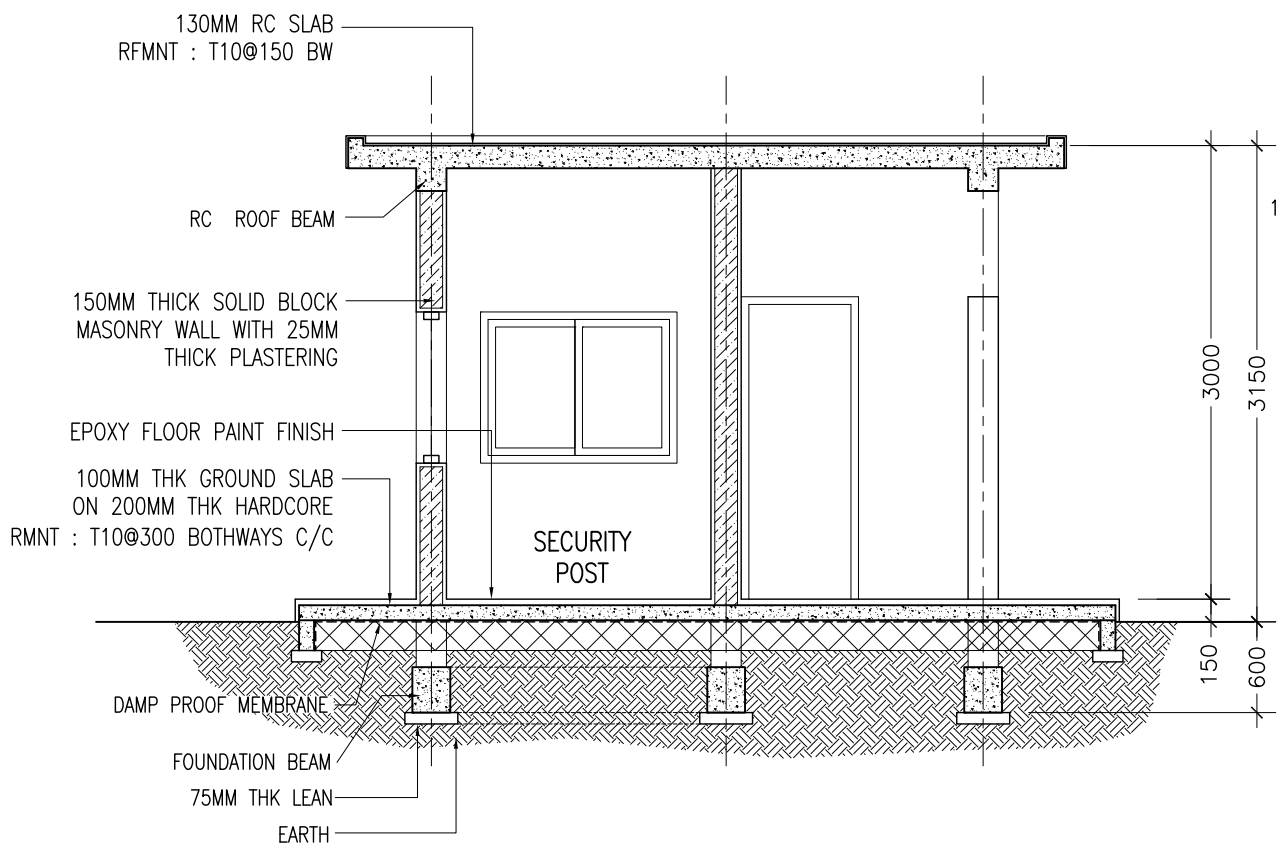
SECURITY POST LAYOUT PLAN
SCALE 1:50



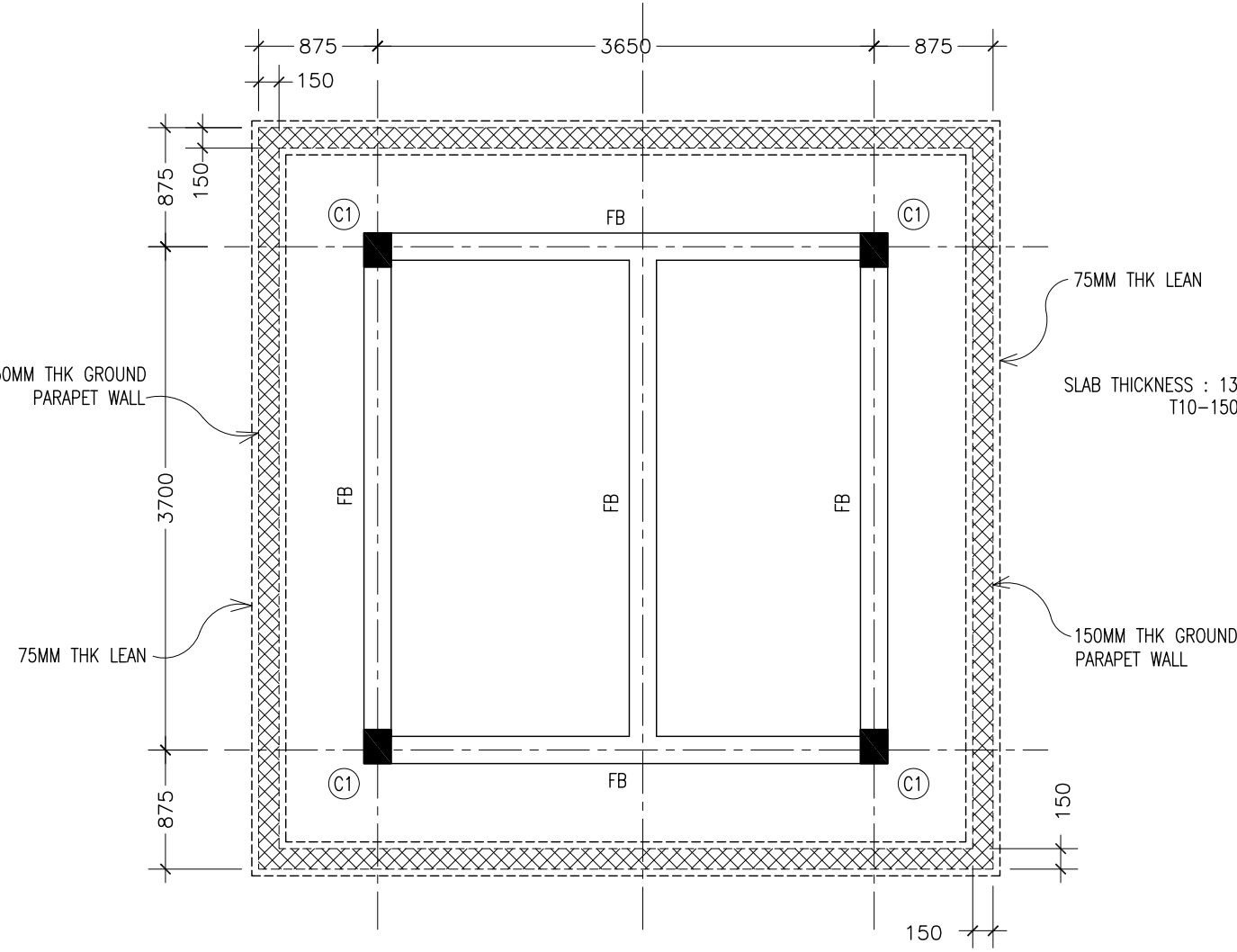
ELEVATION - A
SCALE 1:50



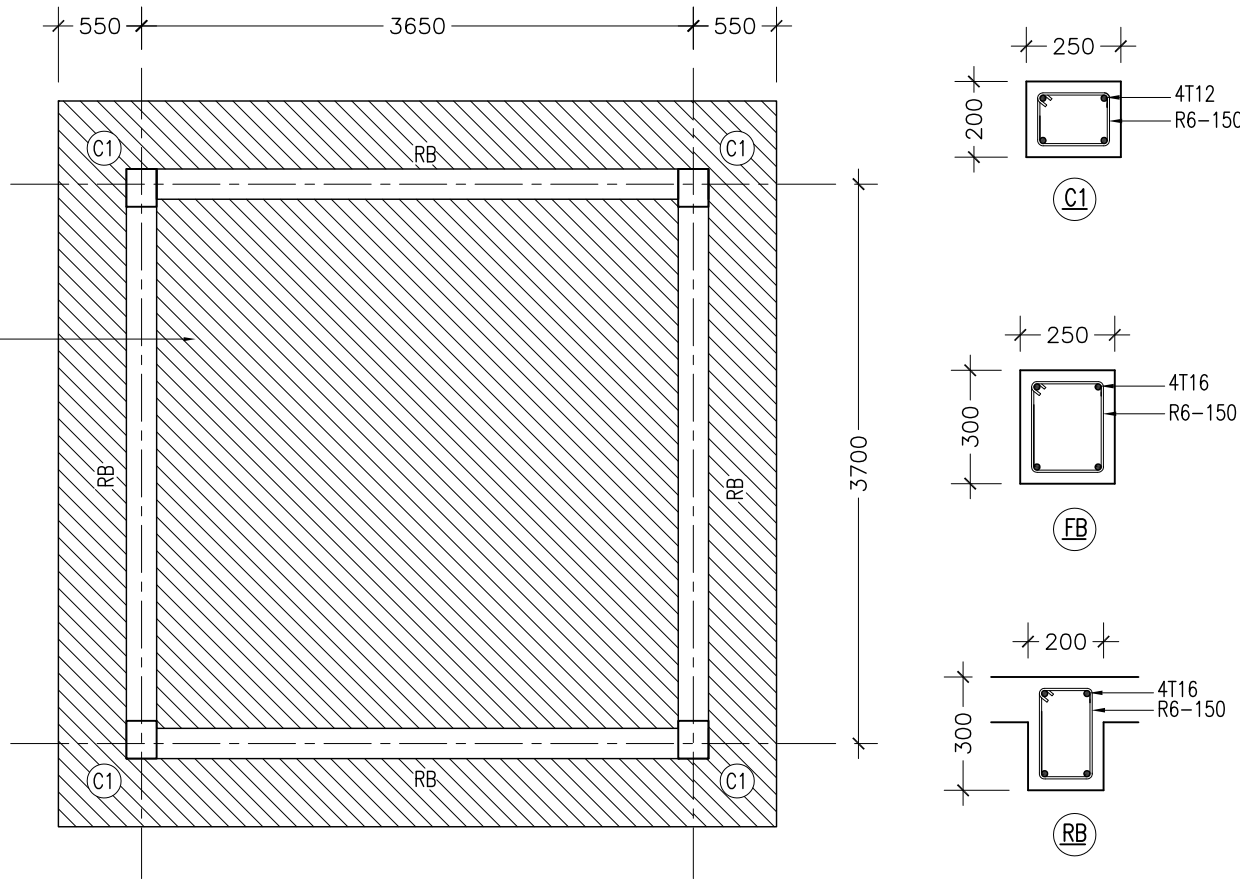
ELEVATION - B
SCALE 1:50



SECTION X-X
SCALE 1:50



FOUNDATION BEAM
SCALE 1:50



ROOF BEAM
SCALE 1:50

STRUCTURAL DETAILS
SCALE 1:20

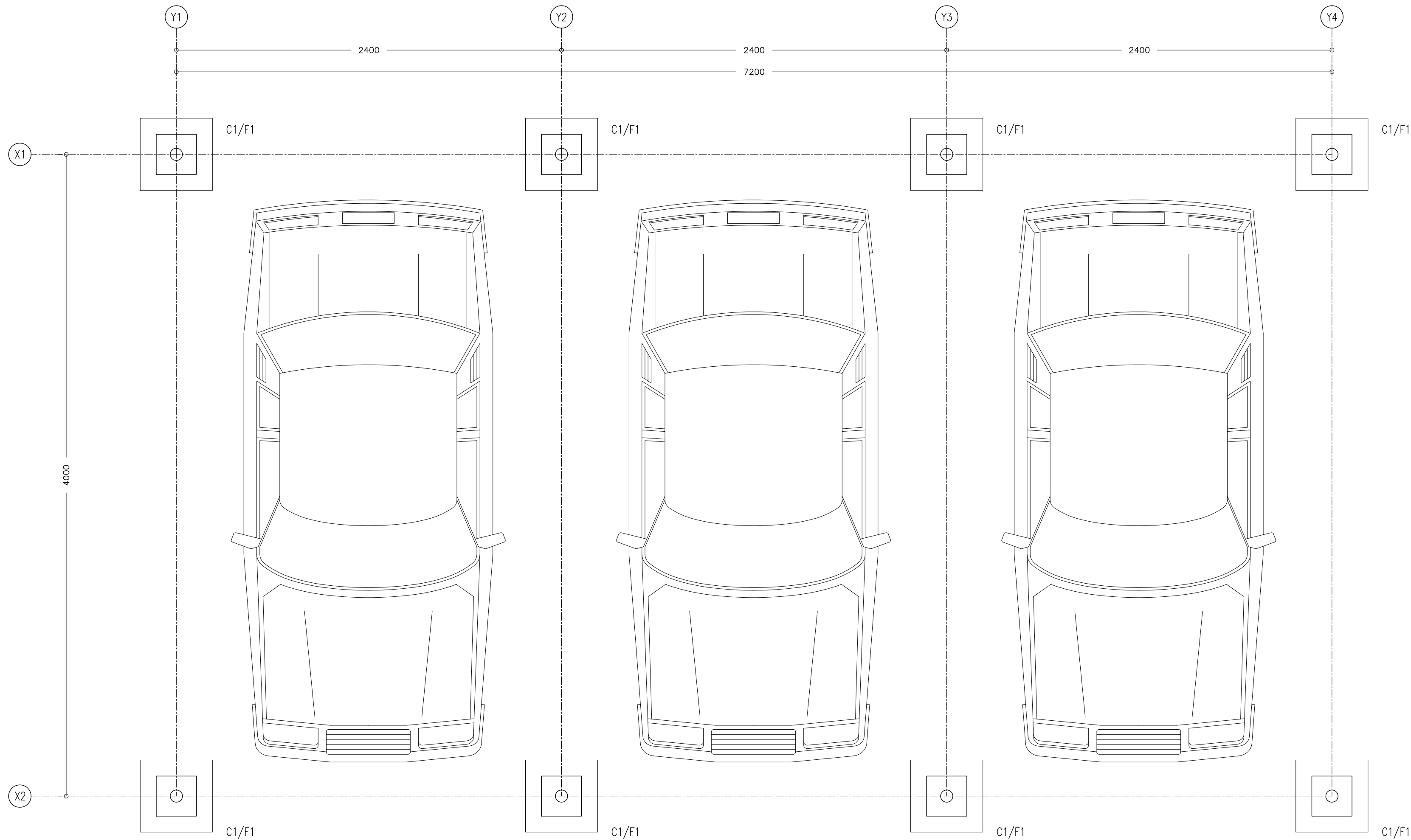
SECURITY POST DETAILS

CONTRACTORS MUST
CHECK ALL
DIMENSIONS ON SITE
BEFORE STARTING
ANY WORK OR SHOP
DRAWINGS FIGURED
DIMENSIONS TO TAKE
PRECEDENCE OVER
SCALE READINGS

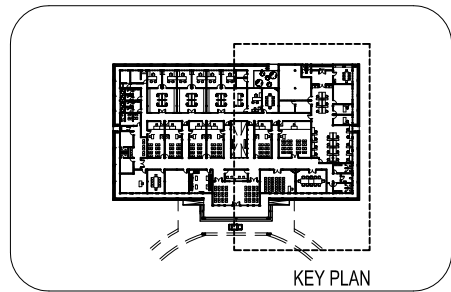
ArchEng
studios
Ma. Fiyajahaage, 1st floor, Male, Republic of Maldives
admin@archeng.biz

REVISION:	ARCHITECT: MOHAMED HAMEEN / BDR2014016A	PROJECT:	PROPOSED NEW MAGISTRATE COURT			<div>S-17</div> <div>DWG NO</div> <div>PROJECT NO.: 14-061</div>
	ENGINEER: MOHAMED AHSAN / BDR2014074E	LOCATION:	S.HITHADHOO			
	PRIMARY ENG: MARIYAM SAMAH / BDR2014053PE	DRAWING TITLE:	AS GIVEN			
	ESTIMATOR:	CLIENT:	DEPARTMENT OF JUDICIAL ADMINISTRATION			
	DRAWN BY: ASFAN AHMED/SHAMHAD SAEED	SCALE: AS GIVEN	DIMENSION: MM	DATE: OCTOBER 2014		
CONCEPT AND DESIGN IN THIS DRAWING ARE THE PROPERTIES OF ARCHING STUDIO PVT.LTD. UNAUTHORIZED USE OR REPRODUCTION OF PART OF THE DESIGN DRAWINGS OR CONCEPT TO USE IN OTHER PROJECTS OR SITES OTHER THAN SPECIFIED ON THIS DRAWING IS PROHIBITED						

CONCEPT AND DESIGN IN THIS DRAWING ARE THE PROPERTIES OF ARCHENG STUDIO PVT LTD, UNAUTHORIZED USE OR REPRODUCTION OF PART OF THE DESIGN, DRAWINGS OR CONCEPT TO USE IN OTHER PROJECTS OR SITES OTHER THAN SPECIFIED ON THIS DRAWING IS PROHIBITED



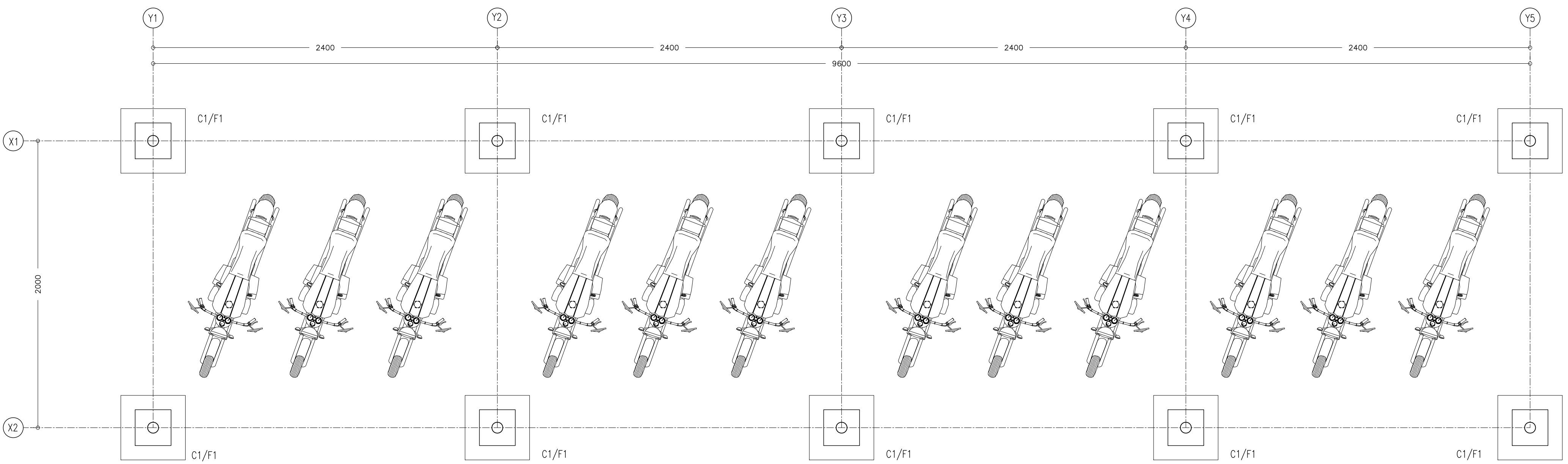
CAR SHED FLOOR LAYOUT PLAN
SCALE 1:20



CONTRACTORS MUST
CHECK ALL
DIMENSIONS ON SITE
BEFORE STARTING
ANY WORK OR SHOP
DRAWINGS FIGURED
DIMENSIONS TO TAKE
PRECEDENCE OVER
SCALE READINGS

ArchEng
s t u d i o
Ma Fiyajahaage, 1st floor, Male, Republic of Maldives
admin@archeng.biz

REVISION:	ARCHITECT: MOHAMED HAMEEN / BDR2014016A	PROJECT:	PROPOSED NEW MAGISTRATE COURT			<div>S-18</div> <div>DWG NO</div> <div>PROJECT NO.: 14-061</div>
	ENGINEER: MOHAMED AHSAN / BDR2014074E	LOCATION:	S.HITHADHOO			
	PRIMARY ENG: MARIYAM SAMAH / BDR2014053PE	DRAWING TITLE:	AS GIVEN			
	ESTIMATOR:	CLIENT:	DEPARTMENT OF JUDICIAL ADMINISTRATION			
	DRAWN BY: ASFAN AHMED/SHAMHAD SAEED	SCALE: AS GIVEN	DIMENSION: MM	DATE: OCTOBER 2014	PROJECT NO.: 14-061	
CONCEPT AND DESIGN IN THIS DRAWING ARE THE PROPERTIES OF ARCHENG STUDIO PVT LTD. UNAUTHORIZED USE OR REPRODUCTION OF PART OF THE DESIGN, DRAWINGS OR CONCEPT TO USE IN OTHER PROJECTS OR SITES OTHER THAN SPECIFIED ON THIS DRAWING IS PROHIBITED						

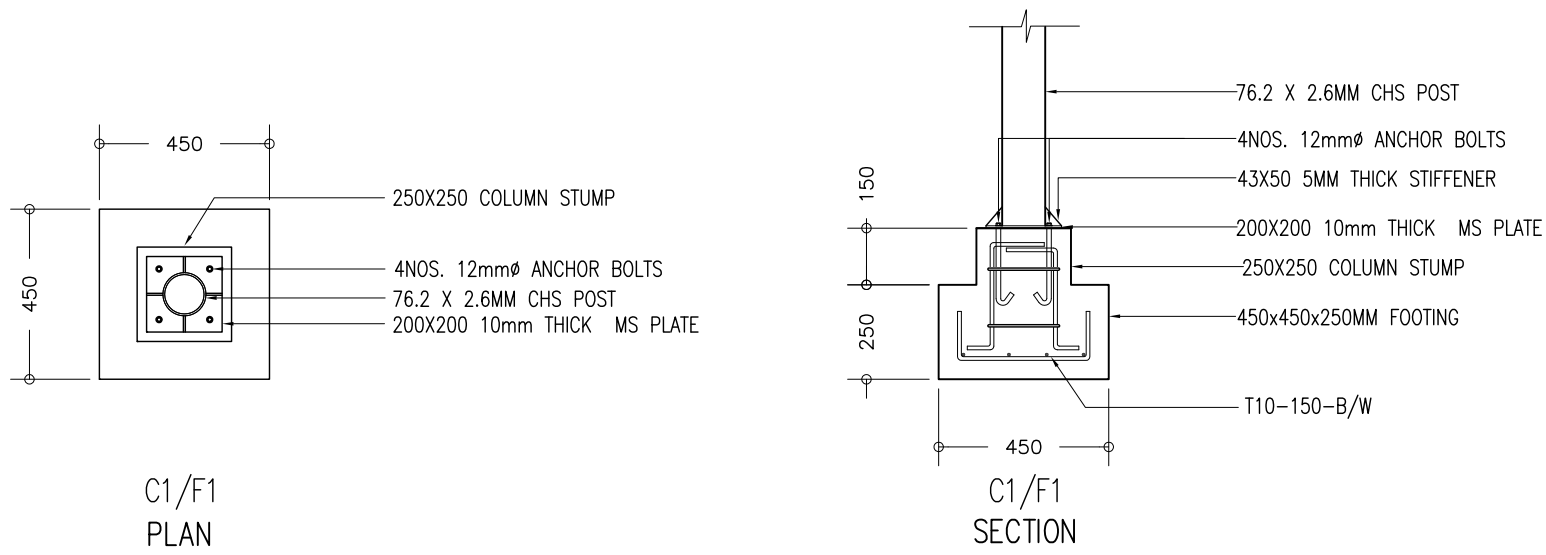
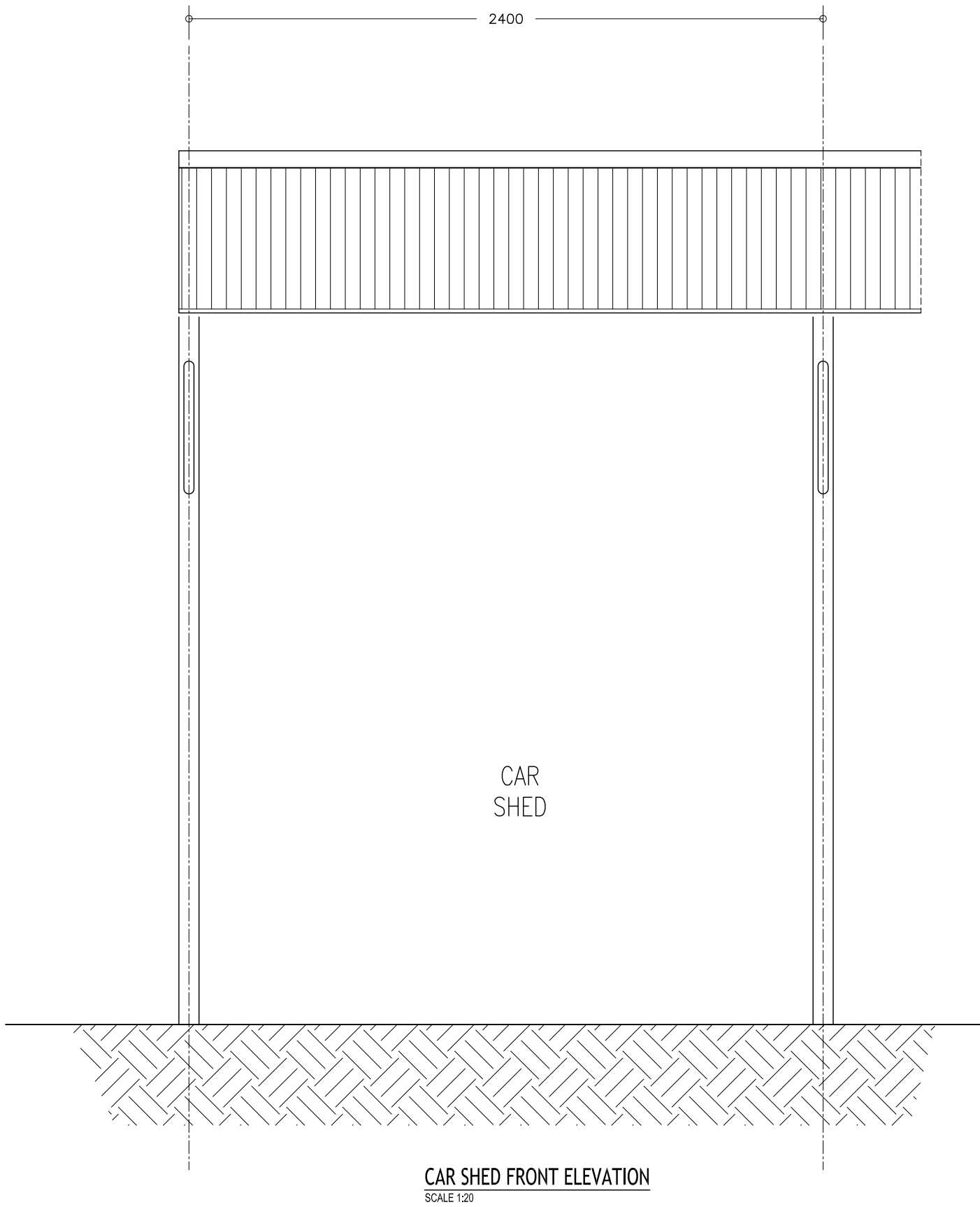
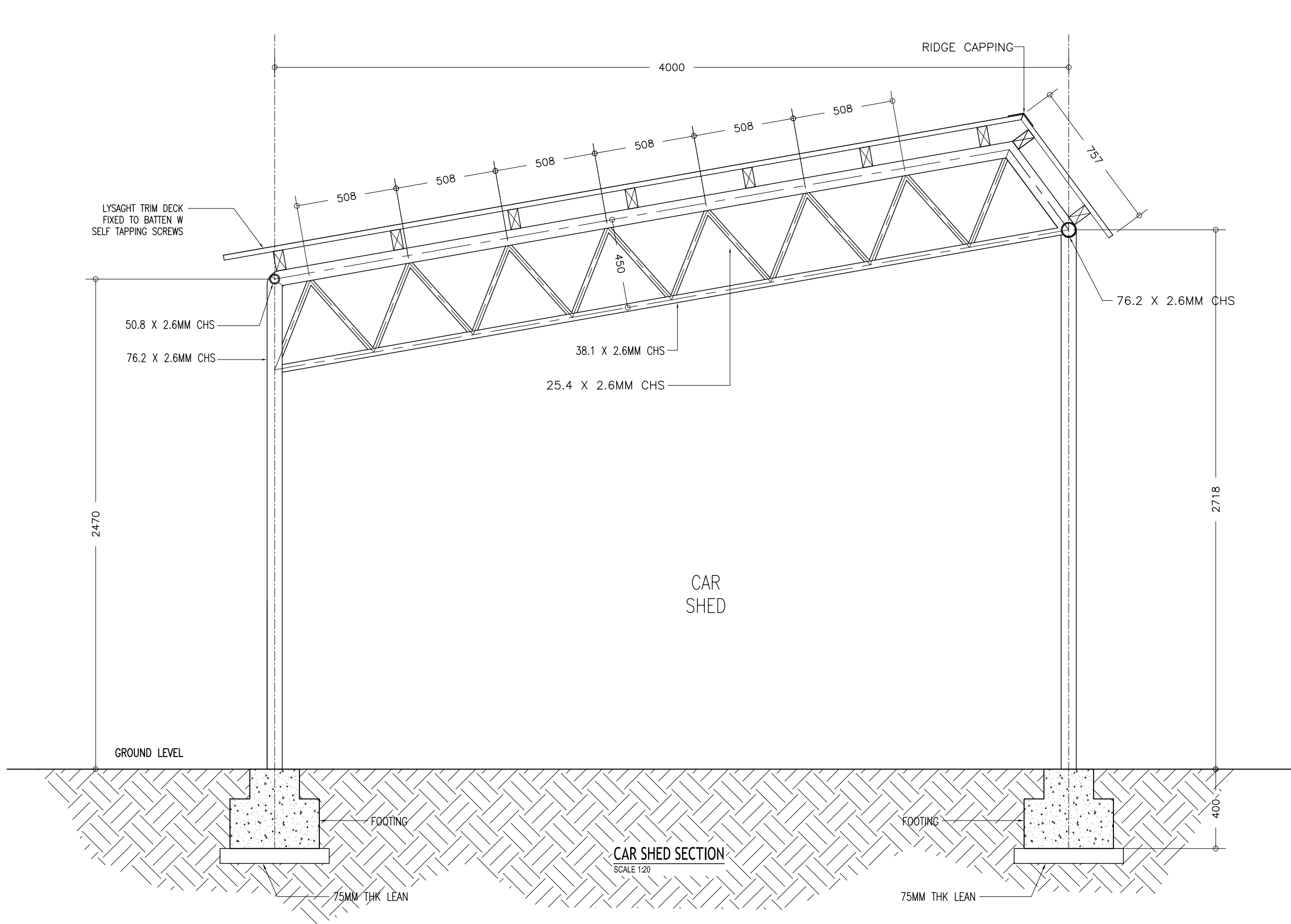


MOTORBIKE SHED FLOOR LAYOUT PLAN
SCALE 1:20

CONTRACTORS MUST
CHECK ALL
DIMENSIONS ON SITE
BEFORE STARTING
ANY WORK OR SHOP
DRAWINGS FIGURED
DIMENSIONS TO TAKE
PRECEDENCE OVER
SCALE READINGS



REVISION:	ARCHITECT: MOHAMED HAMEEN / BDR2014016A	PROJECT:	PROPOSED NEW MAGISTRATE COURT			<div>S-19</div> <div>DWG NO</div> <div>PROJECT NO.: 14-061</div>
	ENGINEER: MOHAMED AHSAN / BDR2014074E	LOCATION:	S.HITHADHOO			
	PRIMARY ENG: MARIYAM SAMAH / BDR2014053PE	DRAWING TITLE:	AS GIVEN			
	ESTIMATOR:	CLIENT:	DEPARTMENT OF JUDICIAL ADMINISTRATION			
	DRAWN BY: ASFAN AHMED/SHAMHAD SAEED	SCALE: AS GIVEN	DIMENSION: MM	DATE: OCTOBER 2014	PROJECT NO.: 14-061	
CONCEPT AND DESIGN IN THIS DRAWING ARE THE PROPERTIES OF ARCHENG STUDIO PVT LTD. UNAUTHORIZED USE OR REPRODUCTION OF PART OF THE DESIGN, DRAWINGS OR CONCEPT TO USE IN OTHER PROJECTS OR SITES OTHER THAN SPECIFIED ON THIS DRAWING IS PROHIBITED						

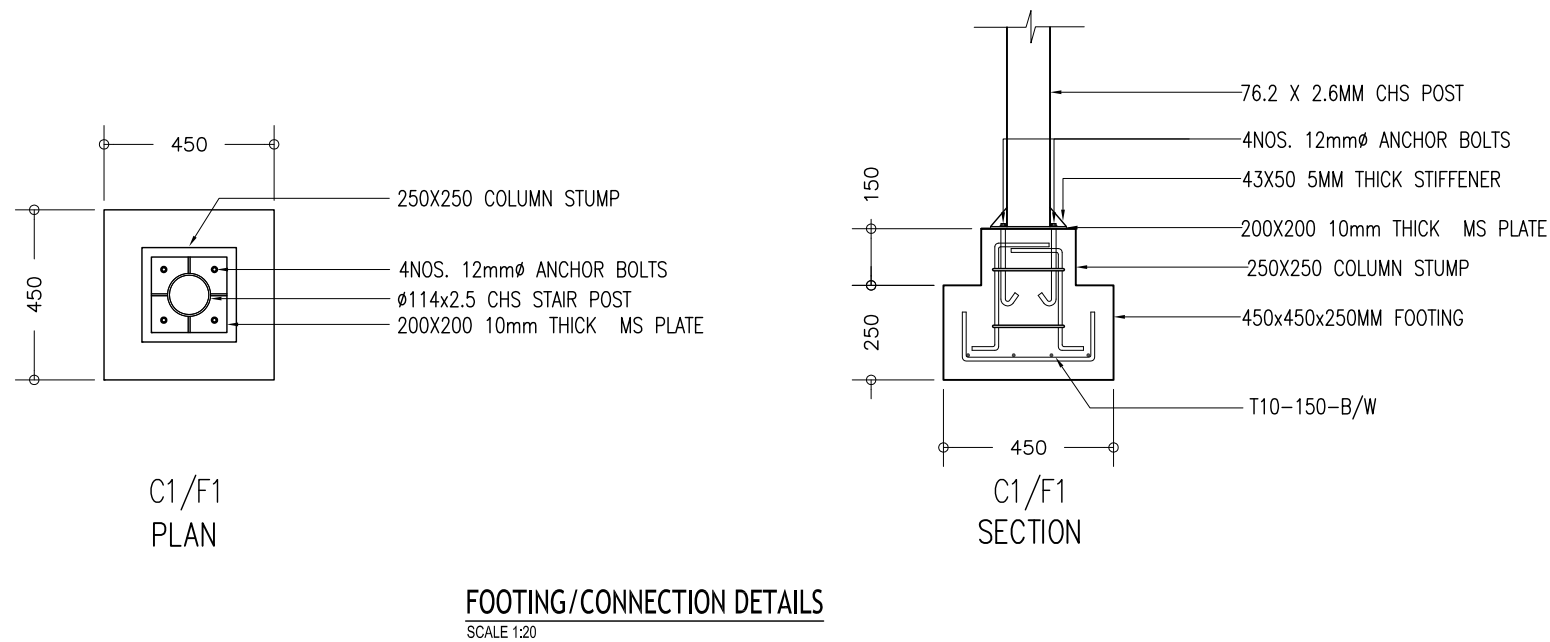
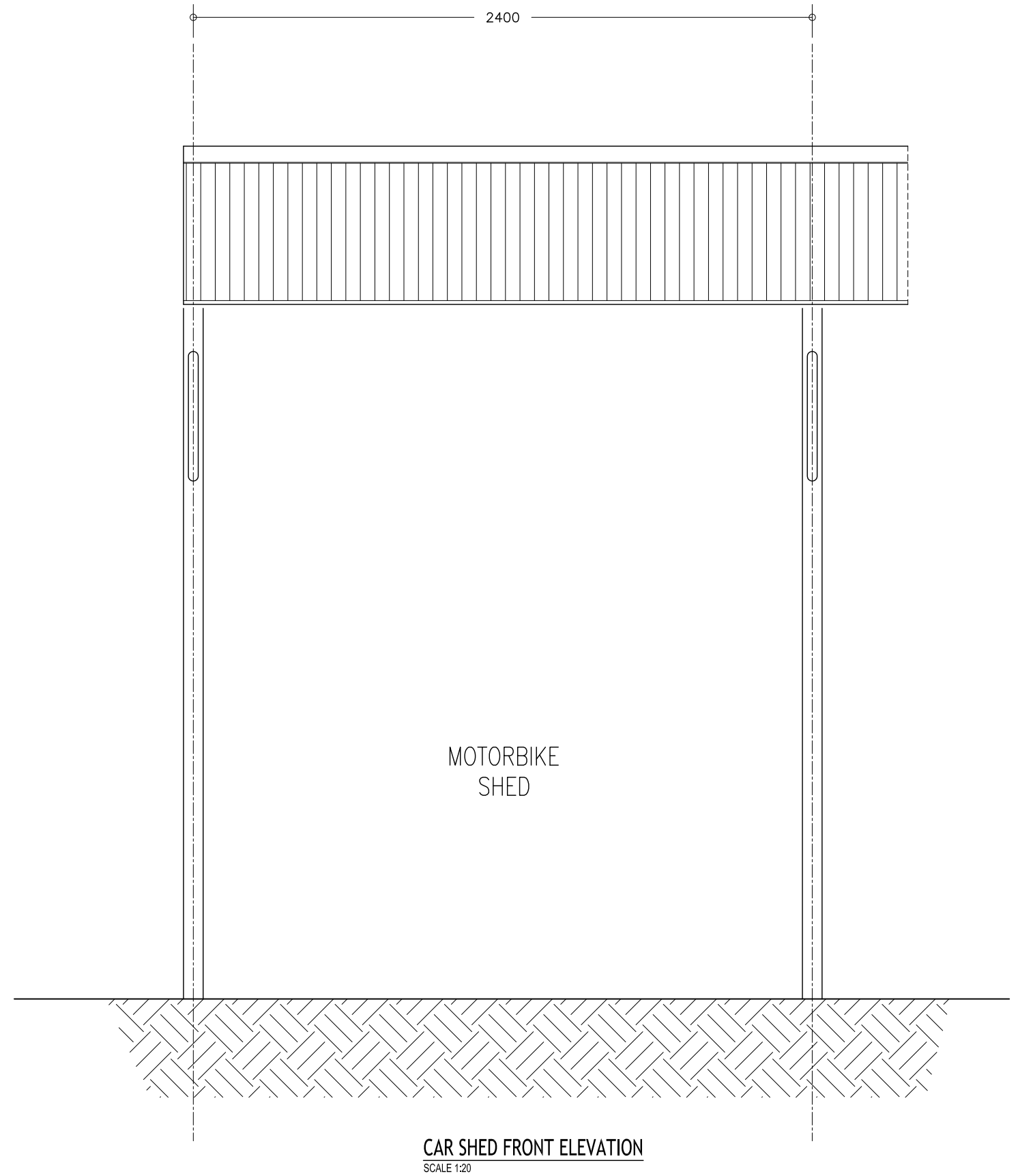
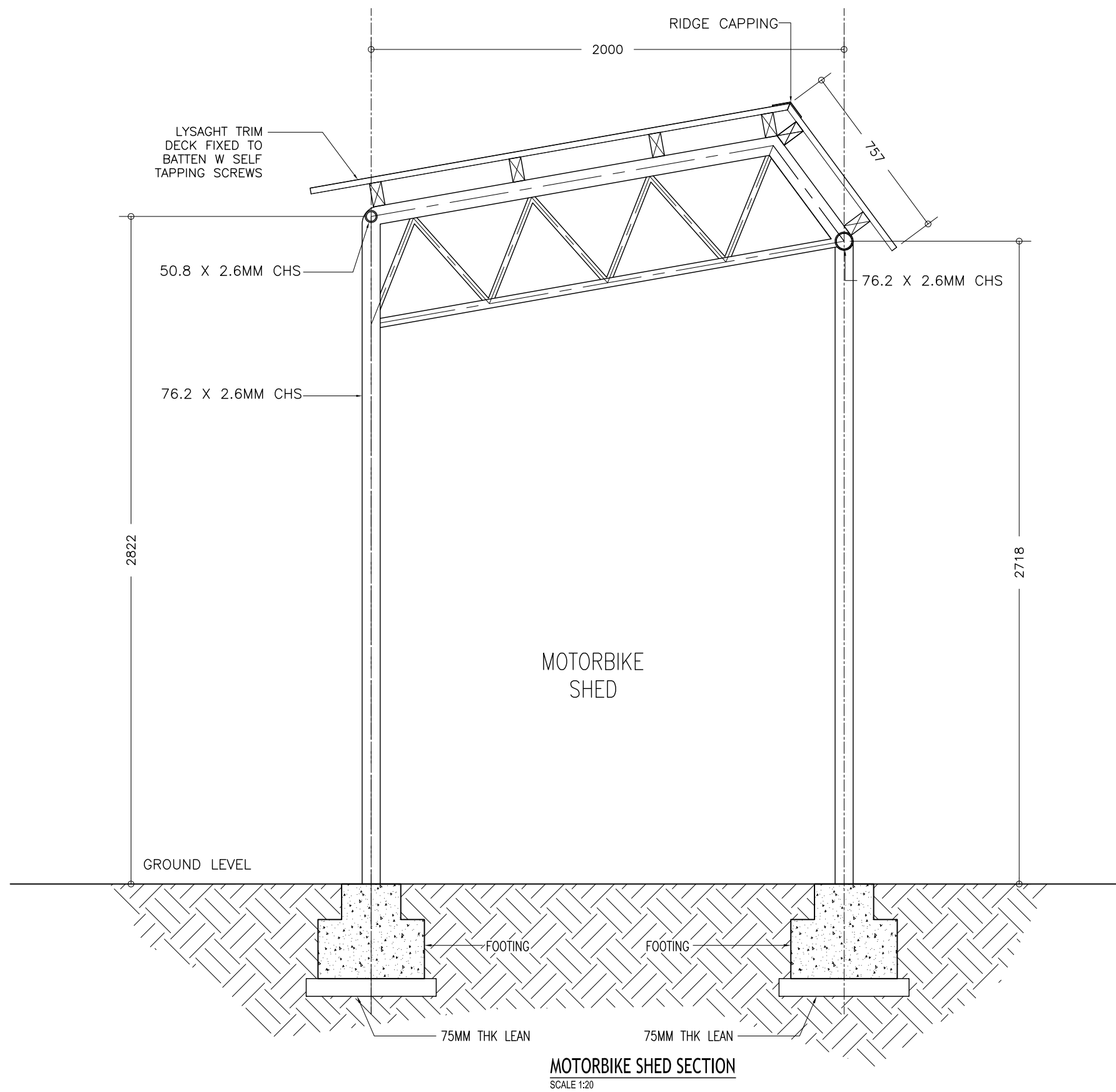


CONTRACTORS MUST
CHECK ALL
DIMENSIONS ON SITE
BEFORE STARTING
ANY WORK OR SHOP
DRAWINGS FIGURED
DIMENSIONS TO TAKE
PRECEDENCE OVER
SCALE READINGS

ArchEng
studio
Ma Fiyajahaage, 1st floor, Male', Republic of Maldives
admin@archeng.biz

REVISION:	ARCHITECT: MOHAMED HAMEEN / BDR2014016A	PROJECT:	PROPOSED NEW MAGISTRATE COURT			<div>S-20</div> <div>DWG NO</div> <div>PROJECT NO.: 14-061</div>
	ENGINEER: MOHAMED AHSAN / BDR2014074E	LOCATION:	S.HITHADHOO			
	PRIMARY ENG: MARIYAM SAMAH / BDR2014053PE	DRAWING TITLE:	AS GIVEN			
	ESTIMATOR:	CLIENT:	DEPARTMENT OF JUDICIAL ADMINISTRATION			
	DRAWN BY: ASFAN AHMED/SHAMHAD SAEED	SCALE: AS GIVEN	DIMENSION: MM	DATE: OCTOBER 2014		
CONCEPT AND DESIGN IN THIS DRAWING ARE THE PROPERTIES OF ARCHING STUDIO PVT. LTD. UNAUTHORIZED USE OR REPRODUCTION OF PART OF THE DESIGN/DRAWINGS OR CONTENT TO USE IN OTHER PROJECTS OR SITES OTHER THAN SPECIFIED ON THIS DRAWING IS PROHIBITED						

CONCEPT AND DESIGN IN THIS DRAWING ARE THE PROPERTIES OF ARCHENG STUDIO PVT LTD, UNAUTHORIZED USE OR REPRODUCTION OF PART OF THE DESIGN, DRAWINGS OR CONCEPT TO USE IN OTHER PROJECTS OR SITES OTHER THAN SPECIFIED ON THIS DRAWING IS PROHIBITED

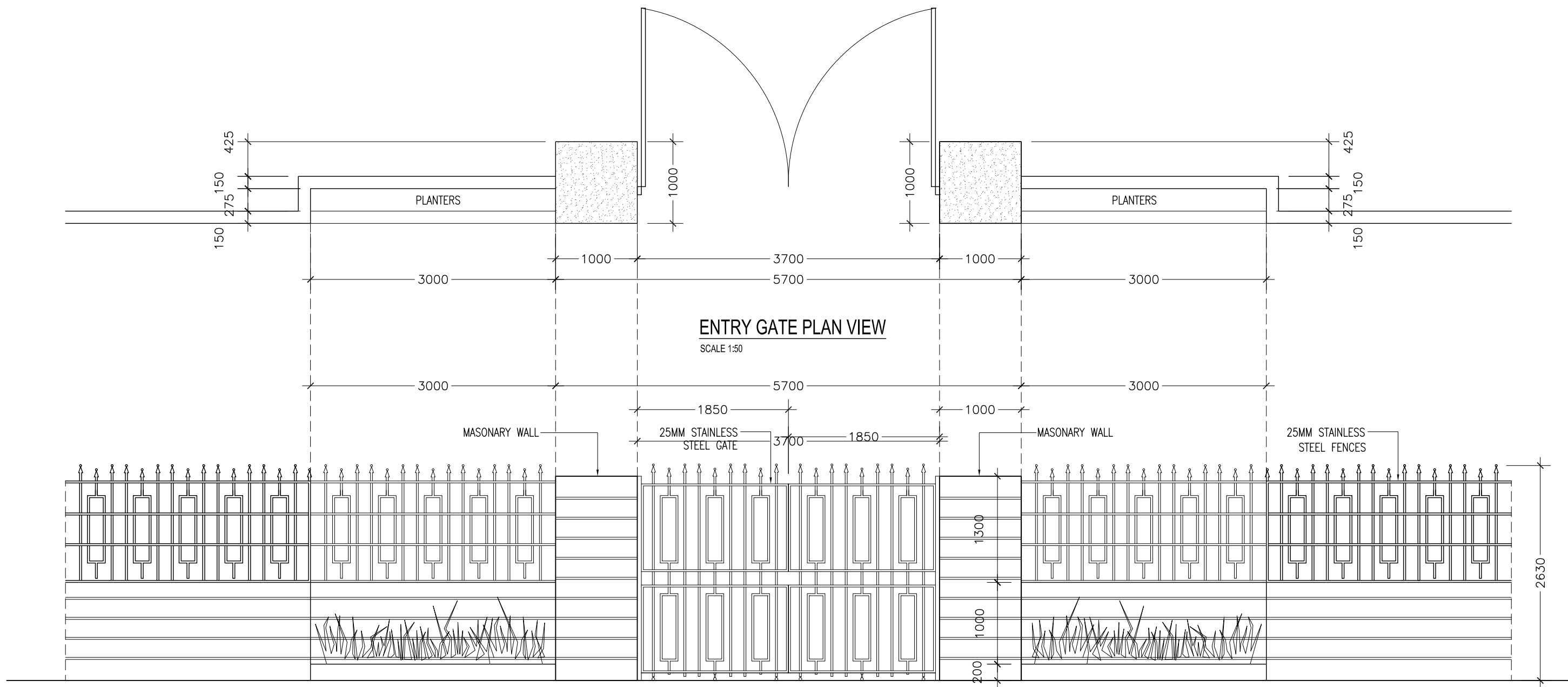


CONTRACTORS MUST
CHECK ALL
DIMENSIONS ON SITE
BEFORE STARTING
ANY WORK OR SHOP
DRAWINGS FIGURED
DIMENSIONS TO TAKE
PRECEDENCE OVER
SCALE READINGS

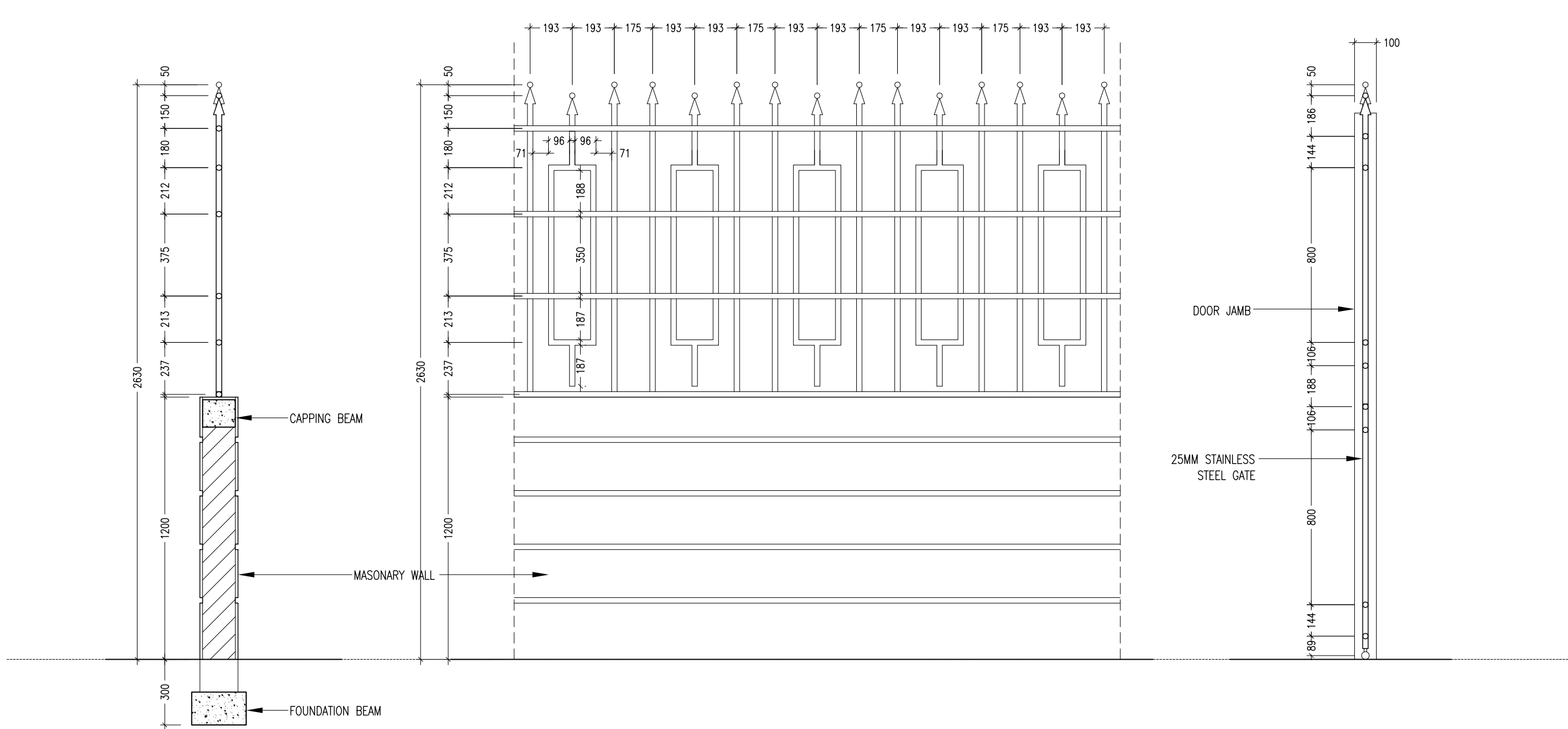
ArchEng
s t u d i o

Ma.Fiyajahaage, 1st floor, Male, Republic of Maldives
admin@archeng.biz

REVISION:	ARCHITECT: MOHAMED HAMEEN / BDR2014016A	PROJECT: PROPOSED NEW MAGISTRATE COURT	<div>S-21</div> <div>DWG NO</div> <div>PROJECT NO.: 14-061</div>	
	ENGINEER: MOHAMED AHSAN / BDR2014074E	LOCATION: S.HITHADHOO		
	PRIMARY ENG: MARIYAM SAMAH / BDR2014053PE	DRAWING TITLE: AS GIVEN		
	ESTIMATOR:	CLIENT: DEPARTMENT OF JUDICIAL ADMINISTRATION		
	DRAWN BY: ASFAN AHMED/SHAMHAD SAEED	SCALE: AS GIVEN		DIMENSION: MM
CONCEPT AND DESIGN IN THIS DRAWING ARE THE PROPERTIES OF ARCHENG STUDIO PVT LTD, UNAUTHORIZED USE OR REPRODUCTION OF PART OF THE DESIGN, DRAWINGS OR CONCEPT TO USE IN OTHER PROJECTS OR SITES OTHER THAN SPECIFIED ON THIS DRAWING IS PROHIBITED.				

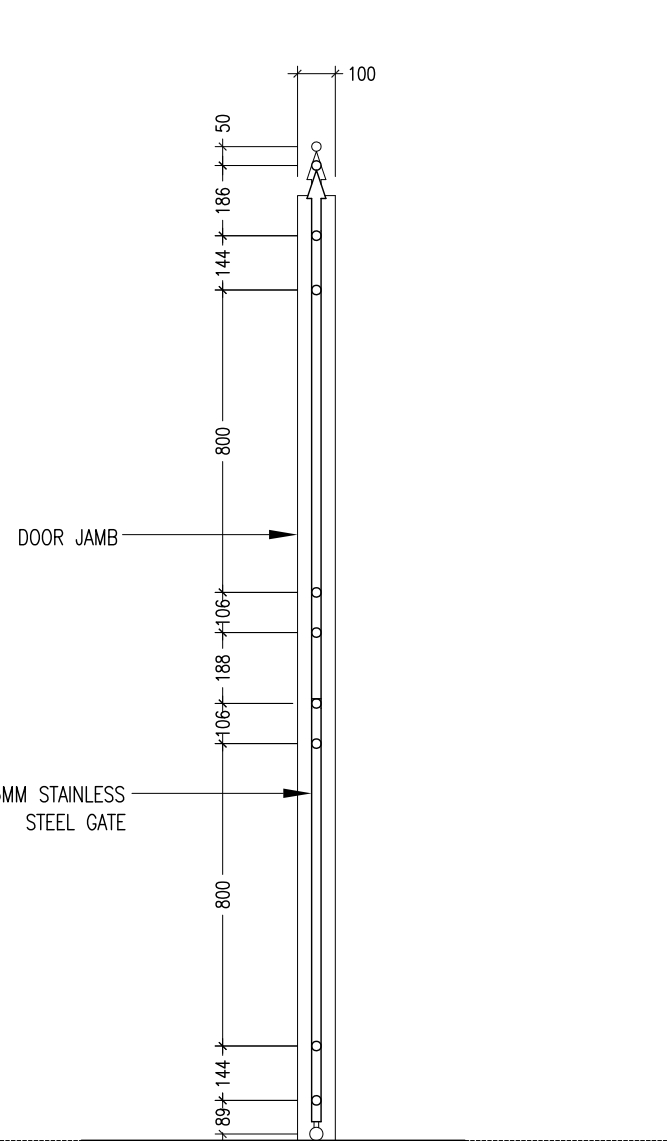


ENTRY GATE ELEVATION
SCALE 1:50

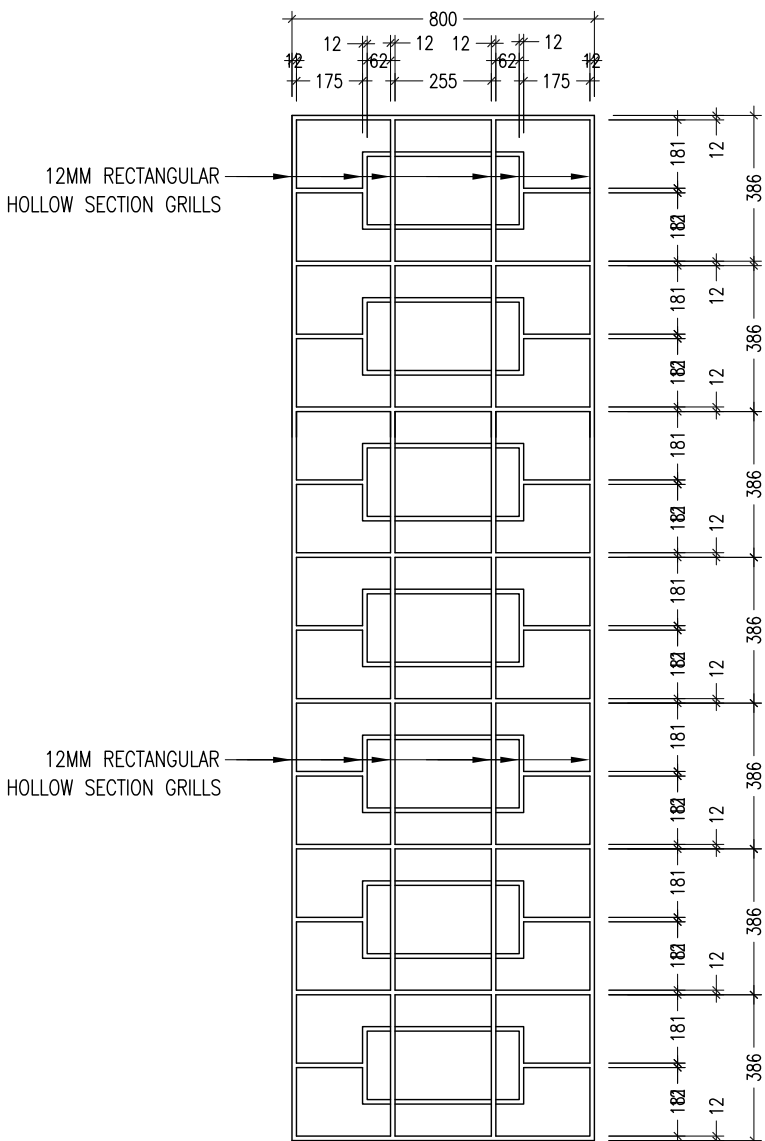


BOUNDARY WALL SECTION
SCALE 1:20

BOUNDARY WALL ELEVATION
SCALE 1:20



GATE SECTION
SCALE 1:20



WINDOW GRILL DETAIL
SCALE 1:20

CONTRACTORS MUST
CHECK ALL
DIMENSIONS ON SITE
BEFORE STARTING
ANY WORK OR SHOP
DRAWINGS FIGURED
DIMENSIONS TO TAKE
PRECEDENCE OVER
SCALE READINGS

ArchEng
studios
Ma Fiyajahaage, 1st floor, Male, Republic of Maldives
admin@archeng.biz

REVISION:	ARCHITECT: MOHAMED HAMEEN / BDR2014016A	PROJECT: PROPOSED NEW MAGISTRATE COURT	S-22 DWG NO PROJECT NO.: 14-061
	ENGINEER: MOHAMED AHSAN / BDR2014074E	LOCATION: S.HITHADHOO	
	PRIMARY ENG: MARIYAM SAMAH / BDR2014053PE	DRAWING TITLE: AS GIVEN	
	ESTIMATOR:	CLIENT: DEPARTMENT OF JUDICIAL ADMINISTRATION	
	DRAWN BY: ASFAN AHMED/SHAMHAD SAEED	SCALE: AS GIVEN DIMENSION: MM DATE: OCTOBER 2014	

CONCEPT AND DESIGN IN THIS DRAWING ARE THE PROPERTIES OF ARCHENG STUDIO PVT LTD, UNAUTHORIZED USE OR REPRODUCTION OF PART OF THE DESIGN, DRAWINGS OR CONCEPT TO USE IN OTHER PROJECTS OR SITES OTHER THAN SPECIFIED ON THIS DRAWING IS PROHIBITED

Proposed New Magistrate Court At S.HITHADHOO Electrical Drawings


















October 2014

Client: Department of Judicial Administration


















Design by




















APPLIANCES , LIGHTING & SOCKETS LEGEND

SYMBOL	CODE	DESCRIPTION
	L01	1X18W FLUORESCENT LAMP IN SURFACE MOUNT LUMINAIRE WITH DIFFUSER
	L02	4X18W FLUORESCENT LAMPS IN SURFACE MOUNT, LOUVRED LUMINAIRE
	L03	4X18W FLUORESCENT LAMPS IN CEILING RECESSED, LOUVRED LUMINAIRE
	L04	1X36W FLUORESCENT LAMP IN SURFACE MOUNT LUMINAIRE WITH DIFFUSER
	L05	2X36W FLUORESCENT LAMPS IN SURFACE MOUNT, LOW BRIGHT LOUVRED LUMINAIRE
	L06	2X36W FLUORESCENT LAMPS IN CEILING RECESSED, LOW BRIGHT LOUVRED LUMINAIRE
	L07	2X36W FLUORESCENT LAMPS IN SURFACE MOUNT LUMINAIRE WITH DIFFUSER
	L08	2X36W FLUORESCENT LAMPS IN CEILING RECESSED, LUMINAIRE WITH FLAT DIFFUSER
	L09	1X26W COMPACT FLUORESCENT LAMPS IN SURFACE MOUNT DECORATIVE LUMINAIRE
	L10	1X26W COMPACT FLUORESCENT LAMPS IN RECESSED DECORATIVE LUMINAIRE
	L11	1X26W COMPACT FLUORESCENT LAMPS IN WALL MOUNT DECORATIVE LUMINAIRE
	L12	1X26W COMPACT FLUORESCENT LAMPS IN SURFACE MOUNT WEATHER PROOF LUMINAIRE
	L13	1X19W COMPACT FLUORESCENT LAMPS IN WALL MOUNT WEATHER PROOF LUMINAIRE, 10 ARM LIGHT
	L14	1X9W ENERGY SAVING DAYLIGHT COMPACT FLUORESCENT LAMPS IN SURFACE MOUNT DECORATIVE LUMINAIRE
	L15	1X16W ENERGY SAVING SLAB MOUNT WARM COMPACT FLUORESCENT LAMPS IN RECESSED DECORATIVE LUMINAIRE
	L16	1X60W INCANDESCENT LAMPS IN WALL MOUNT DECORATIVE LUMINAIRE
	L17	1X16W ENERGY SAVING DAYLIGHT COMPACT FLUORESCENT LAMPS IN SURFACE MOUNT WEATHER PROOF LUMINAIRE














*E. EMERGENCY BACKUP GEAR INSTALLED

SYMBOL	CODE	DESCRIPTION
	L18	1X60W INCANDESCENT LAMPS IN WALL MOUNT WEATHER PROOF LUMINAIRE
	L19	1X35W DIMMABLE HALOGEN LIGHT IN RECESSED LUMINAIRE
	L20	1X35W DIMMABLE HALOGEN LIGHT IN SURFACE MOUNT LUMINAIRE
	L21	1X35W DIMMABLE HALOGEN LIGHT IN TRACK MOUNT LUMINAIRE
	L22	1X35W LOW VOLTAGE HALOGEN LIGHT IN SURFACE MOUNT LUMINAIRE
	L23	1X35W LOW VOLTAGE HALOGEN LIGHT IN RECESSED LUMINAIRE
	L24	1X35W LOW VOLTAGE HALOGEN LIGHT IN FLOOR RECESSED LUMINAIRE
	L25	1X75W TUNGSTEN HALOGEN LAMP IN SURFACE MOUNT LUMINAIRE
	L26	1X75W TUNGSTEN HALOGEN LAMP IN WEATHER PROOF OUT DOOR LUMINAIRE
	L27	1X75W TUNGSTEN HALOGEN LAMP IN RECESSED LUMINAIRE
	L28	1X75W TUNGSTEN HALOGEN LAMP IN POLE MOUNT WEATHER PROOF LUMINAIRE
	L29	1X75W TUNGSTEN HALOGEN LAMP IN FLOOR RECESSED LUMINAIRE
	L30	1X70W METAL HALIDE LAMP IN SURFACE MOUNT LUMINAIRE
	L31	1X70W METAL HALIDE LAMP IN SURFACE MOUNT WEATHER PROOF OUTDOOR LUMINAIRE
	L32	1X70W METAL HALIDE LAMP IN POLE MOUNT WEATHER PROOF OUTDOOR LUMINAIRE
	L33	1X70W METAL HALIDE LAMP IN FLOOR RECESSED LUMINAIRE
	L34	1X100W HIGH PRESSURE SODIUM LAMP IN SUSPENSION LUMINAIRE














*E. EMERGENCY BACKUP GEAR INSTALLED

SYMBOL	CODE	DESCRIPTION
	L35	1X100W LOW PRESSURE SODIUM LAMP IN POLE MOUNT WEATHER PROOF LUMINAIRE
	L36	1X50W HALOGEN SPOT LIGHT IN TRACK MOUNT LUMINAIRE
	L37	1X50W HALOGEN SPOT LIGHT IN SURFACE MOUNT LUMINAIRE
	L38	1X50W HALOGEN SPOT LIGHT IN SUSPENSION LUMINAIRE
	L39	400W METAL HALIDE DISCHARGE LAMP IN WEATHER PROOF SURFACE MOUNT LUMINAIRE (FLOOD LIGHT)
	L40	400W TUNGSTEN HALOGEN LAMP IN WEATHER PROOF SURFACE MOUNT LUMINAIRE (FLOOD LIGHT)
	L41	50W COLOURED GARDEN LIGHT IN WEATHER PROOF LAMP HOLDER
	L42	1X20W INCANDESCENT LAMPS IN BEDSIDE LUMINAIRE
	L43	10X15W CHANDELIER (10 LAMPS 15W EACH)
	L44	20X15W CHANDELIER (20 LAMPS 15W EACH)
	L45	4X15W CHANDELIER (4 LAMPS 15W EACH)
	L46	1X25W CLASSIC FLAME SHAPE INCANDESCENT LAMP IN LOW LEVEL STANDALONE WEATHER PROOF LUMINAIRE
	L47	60W LAMP IN UNDERWATER DECORATIVE LUMINAIRE
	L48	1X14W BLUE FLUORESCENT LAMP IN RECESSED LUMINAIRE
	L49	EXIT SIGN WITH 2H BACKUP GEAR
	L50	26W COMPACT FLUORESCENT LAMP IN A RECESSED LUMINAIRE WITH ANTI-VANDAL SCREWS AND HIGH IMPACT POLYCARBONATE SHIELDING COVER (SAMPLE PROVIDED)
	L51	
	L52	1X100W LOW PRESSURE SODIUM LAMP IN SUSPENSION LUMINAIRE WEATHER PROOF

*E. EMERGENCY BACKUP GEAR INSTALLED

SYMBOL	CODE	DESCRIPTION
	P18	1GANG 2 WAY SWITCH
	P19	1GANG 1 WAY SWITCH
	P20	2GANG 1 WAY SWITCH
	P21	3 GANG 1 WAY SWITCH
	P22	4 GANG 1 WAY SWITCH
	P23	FAN / LIGHT DIMMER SWITCH
	P24	WEATHER PROOF ISOLATOR (SINGLE PHASE, 25-30A)
	P25	WEATHER PROOF ISOLATOR (THREE PHASE, 30-60A)
	P26	FLOOR CONCEALED MULTIMEDIA OUTLET CONSISTING OF 2GANG 13A SOCKET, RJ11 AND RJ45 FEMALE CONNECTORS
	P27	MULTIMEDIA OUTLET CONSISTING OF 2GANG 13A SOCKET, RJ11 AND RJ45 FEMALE CONNECTORS
	P28	
	P29	
	P30	
	P31	
	P32	ELECTRICAL EARTH PIT
	P33	DISTRIBUTION BOARD
	P34	PANEL BOARD

*W. SOCKET/SWITCH INSTALLED INSIDE WEATHER PROOF COVER.

SYMBOL	CODE	DESCRIPTION
	V01	DIA. 1500 CEILING FAN
	V01b	DIA. 1200 CEILING FAN
	V02	DIA. 300 EXHAUST FAN
	V03	DIA. 300 ROOFTOP VENTILATOR
	V04	AIR-CONDITIONING INDOOR UNIT CEILING FIXED-CASSETTE TYPE
	V05	AIR-CONDITIONING OUTDOOR UNIT WALL MOUNTED
	V06	ACTIVE EXHAUST SYSTEM
	V07	AIR-CONDITIONING INDOOR UNIT WALL MOUNTED
	V08	DECORATIVE FAN WITH LIGHTS
	V09	VRV OUTDOOR UNITS
	V10	WALL MOUNT FAN
	V11	CEILING RECESSED EXHAUSTS
	V12	INDUSTRIAL EXHAUST FAN






CONTRACTORS MUST
CHECK ALL
DIMENSIONS ON SITE
BEFORE STARTING
ANY WORK OR SHOP
DRAWINGS FIGURED
DIMENSIONS TO TAKE
PRECEDENCE OVER
SCALE READINGS

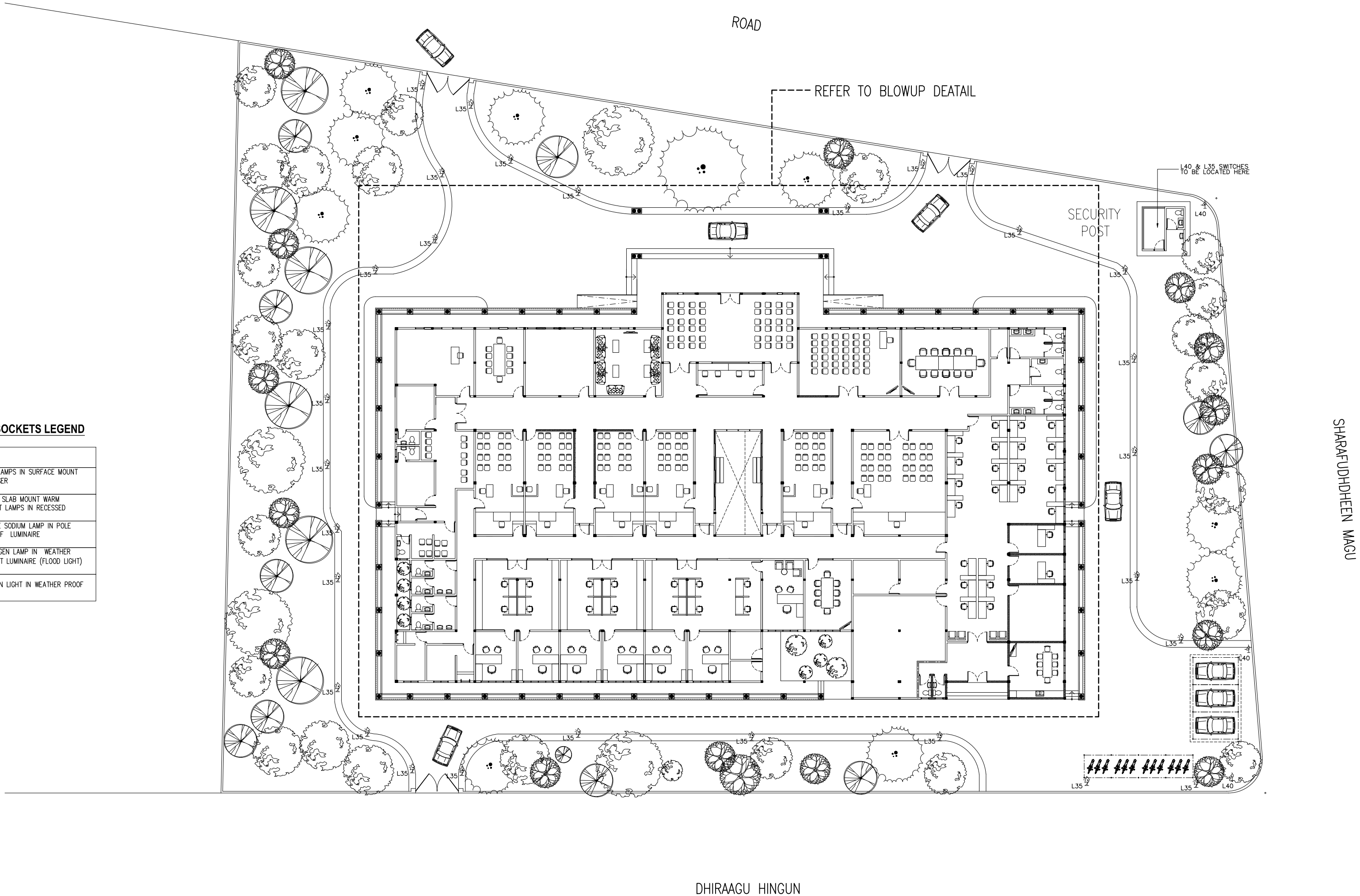


REVISION:	ARCHITECT: MOHAMED HAMEEN / BDR2014016A	PROJECT: PROPOSED NEW MAGISTRATE COURT	E-01
	ENGINEER: MOHAMED AHSAN / BDR2014074E	LOCATION: S.HITHADHOO	
	PRIMARY ENG: MARIYAM SAMAH / BDR2014053PE	DRAWING TITLE: AS GIVEN	
	ESTIMATOR:	CLIENT: DEPARTMENT OF JUDICIAL ADMINISTRATION	
	DRAWN BY: ASFAN AHMED/SHAMHAD SAEED	SCALE: AS GIVEN	DWG NO
		DIMENSION: MM	PROJECT NO.: 14-061
		DATE: OCTOBER 2014	

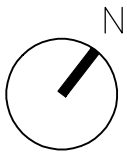
CONCEPT AND DESIGN IN THIS DRAWING ARE THE PROPERTIES OF ARCH-ENG STUDIO PVT LTD. UNAUTHORIZED USE OR REPRODUCTION OF PART OF THE DESIGN, DRAWINGS OR CONCEPT TO USE IN OTHER PROJECTS OR SITES OTHER THAN SPECIFIED ON THIS DRAWING IS PROHIBITED

APPLIANCES , LIGHTING & SOCKETS LEGEND

SYMBOL	CODE	DESCRIPTION
	L07	2X36W FLUORESCENT LAMPS IN SURFACE MOUNT LUMINAIRE WITH DIFFUSER
	L15	1X16W ENERGY SAVING SLAB MOUNT WARM COMPACT FLUORESCENT LAMPS IN RECESSED DECORATIVE LUMINAIRE
	L35	1X100W LOW PRESSURE SODIUM LAMP IN POLE MOUNT WEATHER PROOF LUMINAIRE
	L40	400W TUNGSTEN HALOGEN LAMP IN WEATHER PROOF SURFACE MOUNT LUMINAIRE (FLOOD LIGHT)
	L41	50W COLOURED GARDEN LIGHT IN WEATHER PROOF LAMP HOLDER



GROUND FLOOR LIGHT LAYOUT PLAN
SCALE 1:400



CONTRACTORS MUST
CHECK ALL
DIMENSIONS ON SITE
BEFORE STARTING
ANY WORK OR SHOP
DRAWINGS FIGURED
DIMENSIONS TO TAKE
PRECEDENCE OVER
SCALE READINGS

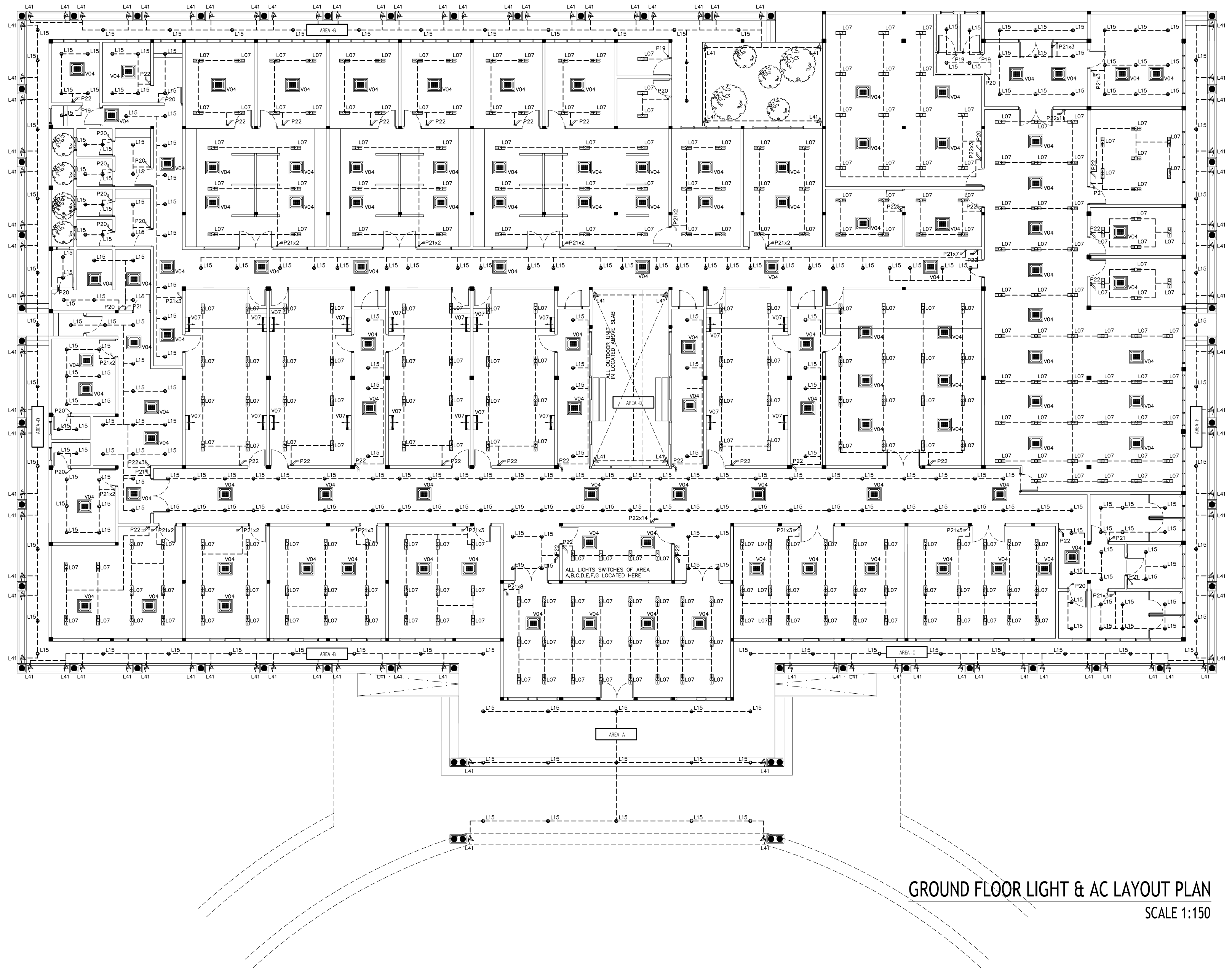
ArchEng
studio
Ma Fiyajhaage, 1st floor, Male', Republic of Maldives
admin@archeng.biz

REVISION:	ARCHITECT: MOHAMED HAMEEN / BDR2014016A	PROJECT: PROPOSED NEW MAGISTRATE COURT	E-02 DWG NO PROJECT NO.: 14-061
	ENGINEER: MOHAMED AHSAN / BDR2014074E	LOCATION: S.HITHADHOO	
	PRIMARY ENG: MARIYAM SAMAH / BDR2014053PE	DRAWING TITLE: AS GIVEN	
	ESTIMATOR:	CLIENT: DEPARTMENT OF JUDICIAL ADMINISTRATION	
	DRAWN BY: ASFAN AHMED/SHAMHAD SAEED	SCALE: AS GIVEN DIMENSION: MM DATE: OCTOBER 2014	


CONCEPT AND DESIGN IN THIS DRAWING ARE THE PROPERTIES OF ARCHENG STUDIO PVT LTD. UNAUTHORIZED USE OR REPRODUCTION OF PART OF THE DESIGN, DRAWINGS OR CONCEPT TO USE IN OTHER PROJECTS OR SITES OTHER THAN SPECIFIED ON THIS DRAWING IS PROHIBITED

APPLIANCES, LIGHTING & SOCKETS LEGEND

SYMBOL	CODE	DESCRIPTION
	L07	20W FLUORESCENT LAMP IN SURFACE MOUNT LUMINAIRE WITH DIFFUSER
	L15	15W ENERGY SAVING SLAB MOUNT WARM COMPACT FLUORESCENT LAMP IN RECESSED DECORATIVE LUMINAIRE
	L35	100W LOW PRESSURE SODIUM LAMP IN POLE MOUNT WEATHER PROOF LUMINAIRE
	L40	100W TUNGSTEN HALIDEN LAMP IN WEATHER PROOF SURFACE MOUNT LUMINAIRE (FLOOD LIGHT)
	L41	50W COLOURED GARDEN LIGHT IN WEATHER PROOF LAMP HOLDER
	P19	10 GANG 1 WAY SWITCH
	P20	25 GANG 1 WAY SWITCH
	P21	3 GANG 1 WAY SWITCH
	P22	4 GANG 1 WAY SWITCH
	V04	AIR-CONDITIONING INDOOR UNIT CEILING FIXED-CASSETTE TYPE
	V05	AIR-CONDITIONING OUTDOOR UNIT WALL MOUNTED
	V07	AIR-CONDITIONING INDOOR UNIT WALL MOUNTED

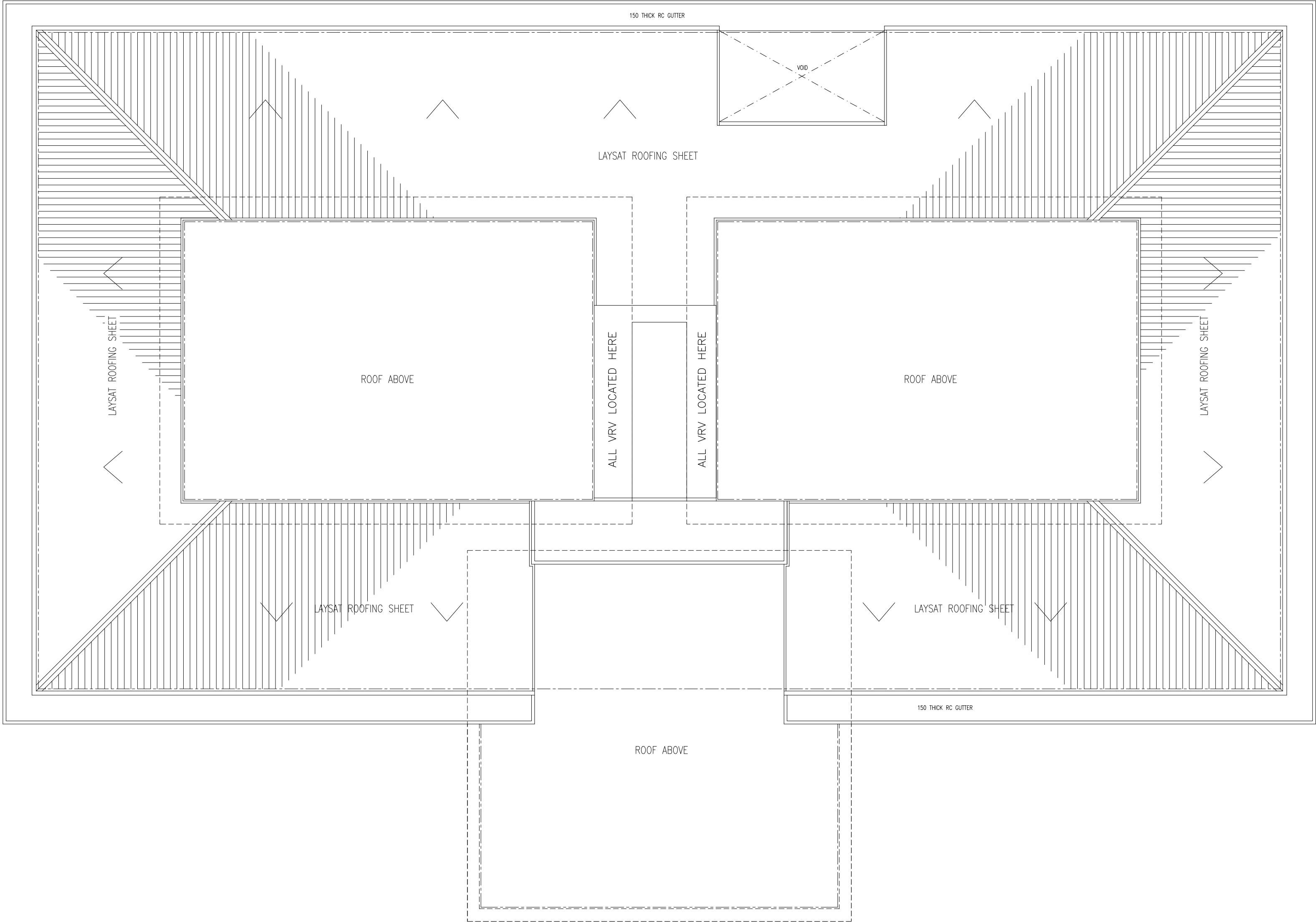


CONTRACTORS MUST
CHECK ALL
DIMENSIONS ON SITE
BEFORE STARTING
ANY WORK OR SHOP
DRAWINGS FIGURED
DIMENSIONS TO TAKE
PRECEDENCE OVER
SCALE READINGS



REVISION:	ARCHITECT: MOHAMED HAMEEN / BDR2014016A	PROJECT: PROPOSED NEW MAGISTRATE COURT	<div>E-03</div> <div>DWG NO</div> <div>PROJECT NO.: 14-061</div>
	ENGINEER: MOHAMED AHSAN / BDR2014074E	LOCATION: S.HITHADHOO	
	PRIMARY ENG: MARIYAM SAMAH / BDR2014053PE	DRAWING TITLE: AS GIVEN	
	ESTIMATOR:	CLIENT: DEPARTMENT OF JUDICIAL ADMINISTRATION	
	DRAWN BY: ASFAN AHMED/SHAMHAD SAEED	SCALE: AS GIVEN DIMENSION: MM DATE: OCTOBER 2014	

CONCEPT AND DESIGN IN THIS DRAWING ARE THE PROPERTIES OF ARCH-ENG STUDIO PVT LTD, UNAUTHORIZED USE OR REPRODUCTION OF PART OF THE DESIGN, DRAWINGS OR CONCEPT TO USE IN OTHER PROJECTS OR SITES OTHER THAN SPECIFIED ON THIS DRAWING IS PROHIBITED
























VRV LOCATION LAYOUT
SCALE 1:150

CONTRACTORS MUST
CHECK ALL
DIMENSIONS ON SITE
BEFORE STARTING
ANY WORK OR SHOP
DRAWINGS FIGURED
DIMENSIONS TO TAKE
PRECEDENCE OVER
SCALE READINGS















REVISION:	ARCHITECT: MOHAMED HAMEEN / BDR2014016A	PROJECT: PROPOSED NEW MAGISTRATE COURT	E-04
	ENGINEER: MOHAMED AHSAN / BDR2014074E	LOCATION: S.HITHADHOO	
	PRIMARY ENG: MARIYAM SAMAH / BDR2014053PE	DRAWING TITLE: AS GIVEN	
	ESTIMATOR:	CLIENT: DEPARTMENT OF JUDICIAL ADMINISTRATION	
	DRAWN BY: ASFAN AHMED/SHAMHAD SAEED	SCALE: AS GIVEN DIMENSION: MM DATE: OCTOBER 2014	
CONCEPT AND DESIGN IN THIS DRAWING ARE THE PROPERTIES OF ARCHENG STUDIO PVT LTD. UNAUTHORIZED USE OR REPRODUCTION OF PART OF THE DESIGN, DRAWINGS OR CONCEPT TO USE IN OTHER PROJECTS OR SITES OTHER THAN SPECIFIED ON THIS DRAWING IS PROHIBITED			DWG NO PROJECT NO.: 14-061

SOCKETS AND POWER DISTRIBUTION LEGEND












SYMBOL	CODE	DESCRIPTION
	P01	1 GANG13A SOCKET OUTLET AT 300mm ABOVE FINISHED FLOOR LEVEL
	P02	2 GANG13A SOCKET OUTLET AT 300mm ABOVE FINISHED FLOOR LEVEL
	P03	3 GANG 13A SOCKET OUTLET AT 300mm ABOVE FINISHED FLOOR LEVEL
	P04	2X2 GANG13A SOCKET OUTLET AT 300mm ABOVE FINISHED FLOOR LEVEL
	P05	1 GANG13A SOCKET OUTLET AT 900mm ABOVE FINISHED FLOOR LEVEL
	P06	2 GANG13A SOCKET OUTLET AT 900mm ABOVE FINISHED FLOOR LEVEL
	P07	3 GANG 13A SOCKET OUTLET AT 900mm ABOVE FINISHED FLOOR LEVEL
	P08	2X2 GANG13A SOCKET OUTLET AT 900mm ABOVE FINISHED FLOOR LEVEL
	P09	1 GANG13A SOCKET OUTLET AT 1200mm ABOVE FINISHED FLOOR LEVEL
	P10	2 GANG13A SOCKET OUTLET AT 1200mm ABOVE FINISHED FLOOR LEVEL
	P11	3 GANG 13A SOCKET OUTLET AT 1200mm ABOVE FINISHED FLOOR LEVEL
	P12	2X2 GANG13A SOCKET OUTLET AT 1200mm ABOVE FINISHED FLOOR LEVEL
	P13	2 GANG13A SOCKET OUTLET FLOOR CONCEALED
	P14	1 GANG15A SOCKET OUTLET
	P15	1 GANG15A SOCKET OUTLET AT CEILING LEVEL
	P16	1 GANG15A SOCKET OUTLET CEILING CONCEALED
	P17	SHAVER SOCKET OUTLET
	P35	1 GANG15A COOKER SOCKET OUTLET 1200mm ABOVE FINISHED FLOOR LEVEL
	P18	1GANG 2 WAY SWITCH
	P19	1GANG 1 WAY SWITCH
	P20	2GANG 1 WAY SWITCH

*W. SOCKET/SWITCH INSTALLED INSIDE WEATHER PROOF COVER.














SYMBOL	CODE	DESCRIPTION
	P21	3 GANG 1 WAY SWITCH
	P22	4 GANG 1 WAY SWITCH
	P23	FAN / LIGHT DIMMER SWITCH
	P24	WEATHER PROOF ISOLATOR (SINGLE PHASE, 25-30A)
	P25	WEATHER PROOF ISOLATOR (THREE PHASE, 30-60A)
	P26	FLOOR CONCEALED MULTIMEDIA OUTLET CONSISTING OF 2GANG 13A SOCKET, RJ11 AND RJ45 FEMALE CONNECTORS
	P27	5 GANG 1 WAY SWITCH
	P28	1 GANG13A SOCKET OUTLET AT CEILING LEVEL
	P29	
	P30	
	P31	
	P32	ELECTRICAL EARTH PIT
	P33	DISTRIBUTION BOARD
	P34	PANEL BOARD
	S01	SECURITY CAMERA (NIGHT VISION IP CAMERAS)

*W. SOCKET/SWITCH INSTALLED INSIDE WEATHER PROOF COVER.

TELECOMMUNICATION AND IT

SYMBOL	CODE	DESCRIPTION
	T01	PLAIN TELEPHONE OUTLET (RJ11, CONNECTOR)
	T02	MULTIPLE TELEPHONE OUTLETS OR JUNCTION BOXES (RJ11 CONNECTOR)
	T03	06 PAIR TELEPHONE DISTRIBUTION BOX
	T04	COMPUTER NETWORK OUTLET (RJ 45 CONNECTORS)
	T05	MULTIPLE COMPUTER NETWORK OUTLET (RJ 45 CONNECTORS)
	T06	LOCAL AREA NETWORK (LAN) SWITCH
	T07	SERVER
	T08	COMPUTER TERMINALS
	T09	BUILDING ACCESS CARD READER
	T10	T.V POINT
	T11	SPEAKER

FIRE AND SECURITY

SYMBOL	CODE	DESCRIPTION
	F01	HOSE REEL
	F02	BREAK GLASS MANUAL CALL POINT
	F03	SMOKE DETECTOR
	F04	HEAT DETECTOR
	F05	FIRE ALARM BELL
	F06	JUNCTION BOX
	F07	PORTABLE EXTINGUISHER (H2O) 9LTR
	F08	PORTABLE EXTINGUISHER (CO2)
	F09	DRY RISER
	F10	WET RISER
	F11	MAIN FIRE ALARM PANEL
	F12	DS 10 TABLE E FLANGE 65MM
	F13	FIRE BLANKET

NOTE:
ALL FIRE RESISTANT CABLES SHALL BE ENCLOSED IN PVC CONDUITE.
DRY RISER: SCH 40-100MMØ STEEL PIPE.
WET RISER: SCH 40-100MMØ STEEL PIPE.
DRY RISER INLET CABINET BOX: 595MM x 395MM x 295MM AND 0.9MM THICK.
HORSE REEL: 700MM x 800MM x 320MM RECESSED.
LANDING VALVE AT EACH FLOOR FOR DRY RISER AND WET RISER.
FIRE ALARM CONTROL PANEL: 500MM x 700MM x 170MM.

CONTRACTORS MUST
CHECK ALL
DIMENSIONS ON SITE
BEFORE STARTING
ANY WORK OR SHOP
DRAWINGS FIGURED
DIMENSIONS TO TAKE
PRECEDENCE OVER
SCALE READINGS



REVISION:	ARCHITECT: MOHAMED HAMEEN / BDR2014016A	PROJECT: PROPOSED NEW MAGISTRATE COURT	E-05
	ENGINEER: MOHAMED AHSAN / BDR2014074E	LOCATION: S.HITHADHOO	
	PRIMARY ENG: MARIYAM SAMAH / BDR2014053PE	DRAWING TITLE: AS GIVEN	
	ESTIMATOR:	CLIENT: DEPARTMENT OF JUDICIAL ADMINISTRATION	
	DRAWN BY: ASFAN AHMED/SHAMHAD SAEED	SCALE: AS GIVEN	DWG NO
		DIMENSION: MM	PROJECT NO.: 14-061
		DATE: OCTOBER 2014	

CONCEPT AND DESIGN IN THIS DRAWING ARE THE PROPERTIES OF ARCH-ENG STUDIO PVT LTD, UNAUTHORIZED USE OR REPRODUCTION OF PART OF THE DESIGN, DRAWINGS OR CONCEPT TO USE IN OTHER PROJECTS OR SITES OTHER THAN SPECIFIED ON THIS DRAWING IS PROHIBITED

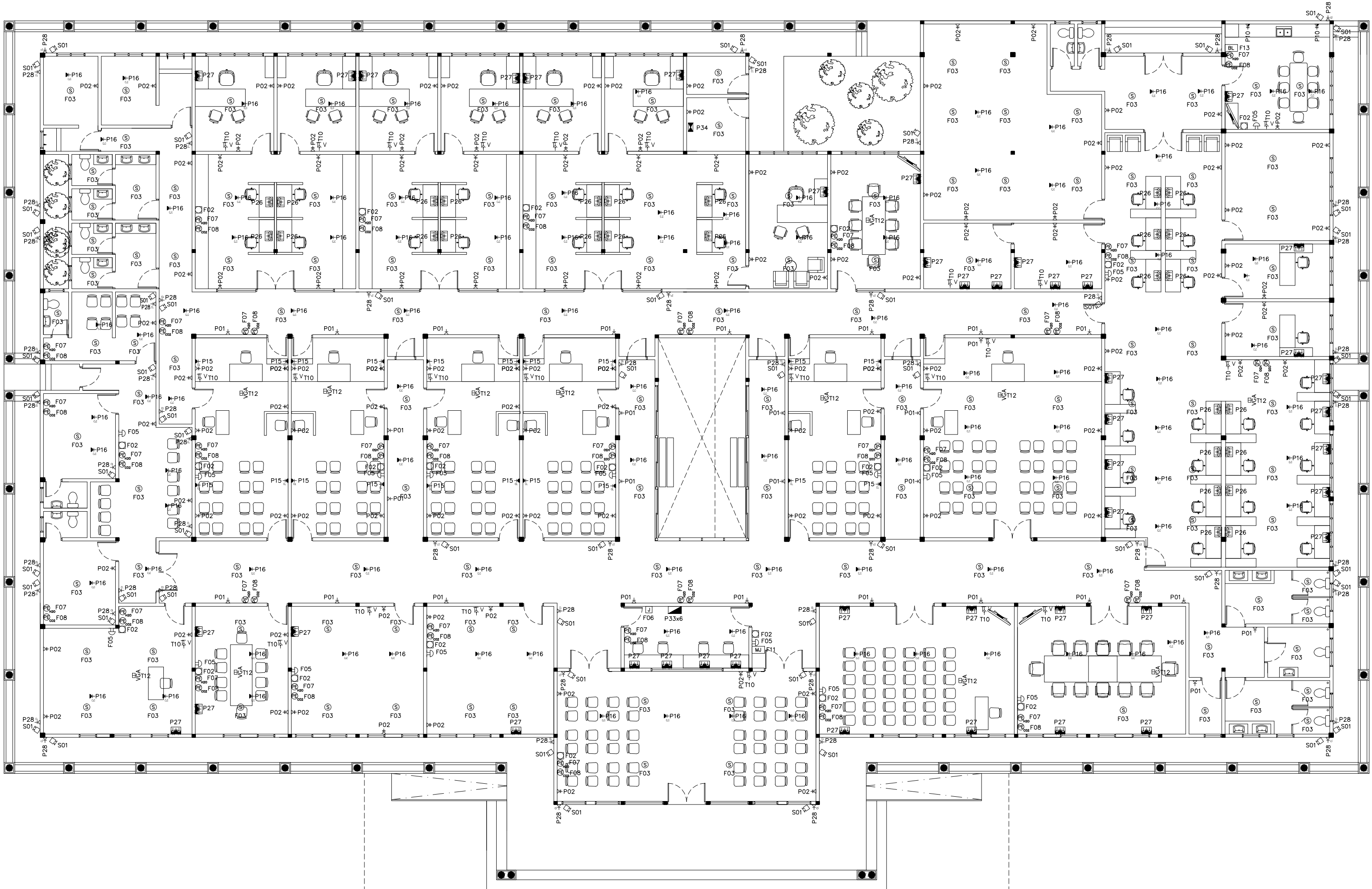
SOCKETS AND POWER DISTRIBUTION LEGEND

SYMBOL	CODE	DESCRIPTION
P01	P01	1 GANG/1A SOCKET OUTLET AT 300mm ABOVE FINISHED FLOOR LEVEL
P02	P02	2 GANG/1A SOCKET OUTLET AT 300mm ABOVE FINISHED FLOOR LEVEL
P10	P10	2 GANG/1A SOCKET OUTLET AT 1200mm ABOVE FINISHED FLOOR LEVEL
P15	P15	1 GANG/1A SOCKET OUTLET AT CEILING LEVEL
P16	P16	1 GANG/1A SOCKET OUTLET CEILING CONCEALED
P26	P26	FLOOR CONCEALED MULTIMEDIA OUTLET CONSISTING OF 2 GANG 1A SOCKET, RJ45 AND RJ45 FEMALE CONNECTORS
P27	P27	MULTIMEDIA OUTLET CONSISTING OF 2 GANG 1A SOCKET, RJ45 AND RJ45 FEMALE CONNECTORS
P28	P28	1 GANG/1A SOCKET OUTLET AT CEILING LEVEL
P33	P33	DISTRIBUTION BOARD
P34	P34	PANEL BOARD
S01	S01	SECURITY CAMERA (NIGHT VISION IP CAMERAS)
T12	T12	VGA POINT WITH 13A SOCKET AT CEILING LEVEL

FIRE AND SECURITY

SYMBOL	CODE	DESCRIPTION
F02	F02	BREAK GLASS MANUAL CALL POINT
F03	F03	SMOKE DETECTOR
F05	F05	FIRE ALARM BELL
F06	F06	JUNCTION BOX
F07	F07	PORTABLE EXTINGUISHER (H2O) SLTR
F08	F08	PORTABLE EXTINGUISHER (CO2)
F11	F11	MAIN FIRE ALARM PANEL
F13	F13	FIRE BLANKET

NOTE:
ALL FIRE RESISTANT CABLES SHALL BE ENCLOSED IN PVC CONDUITE.
DRY RISER: SCH 40-100MM STEEL PIPE.
WET RISER: SCH 40-100MM STEEL PIPE.
DRY RISER INLET CABINET BOX: 500MM x 350MM x 250MM AND 0.8MM THICK.
HOSE REEL: 700MM x 300MM x 300MM RECESSED.
LANDING VALVE AT EACH FLOOR FOR DRY RISER AND WET RISER.
FIRE ALARM CONTROL PANEL: 500MM x 700MM x 170MM.



GROUND FLOOR SOCKET, SECURITY & FIRE SAFETY LAYOUT PLAN
SCALE 1:200

CONTRACTORS MUST
CHECK ALL
DIMENSIONS ON SITE
BEFORE STARTING
ANY WORK OR SHOP
DRAWINGS FIGURED
DIMENSIONS TO TAKE
PRECEDENCE OVER
SCALE READINGS



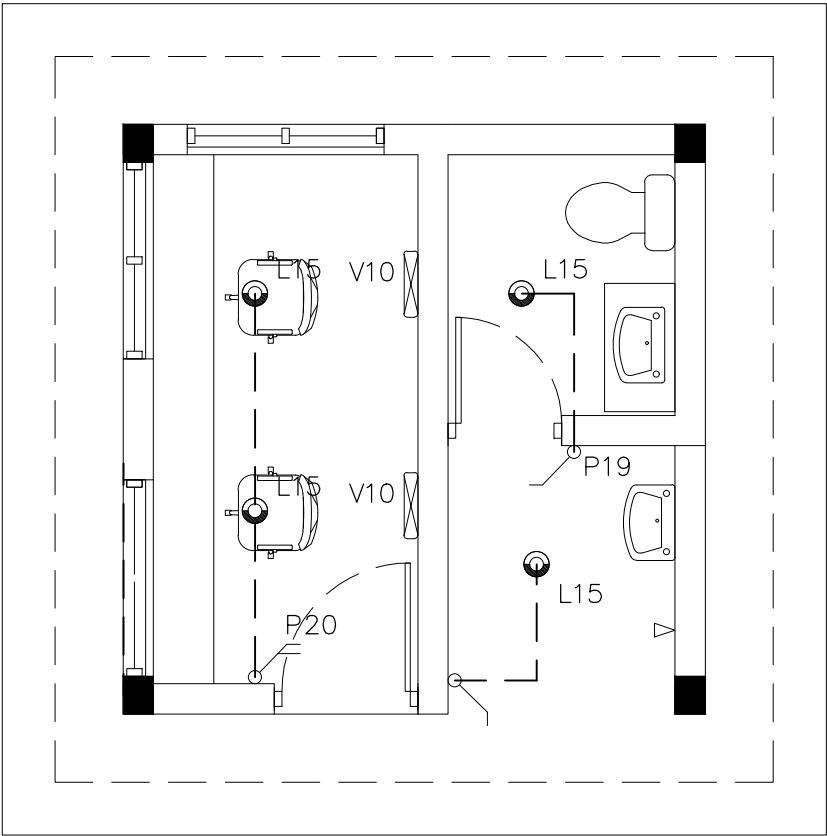
REVISION:	ARCHITECT: MOHAMED HAMEEN / BDR2014016A	PROJECT: PROPOSED NEW MAGISTRATE COURT
	ENGINEER: MOHAMED AHSAN / BDR2014074E	LOCATION: S.HITHADHOO
	PRIMARY ENG: MARIYAM SAMAH / BDR2014053PE	DRAWING TITLE: AS GIVEN
	ESTIMATOR:	CLIENT: DEPARTMENT OF JUDICIAL ADMINISTRATION
	DRAWN BY: ASFAN AHMED/SHAMHAD SAEED	SCALE: AS GIVEN
		DIMENSION: MM
		DATE: OCTOBER 2014
		PROJECT NO.: 14-061

E-06

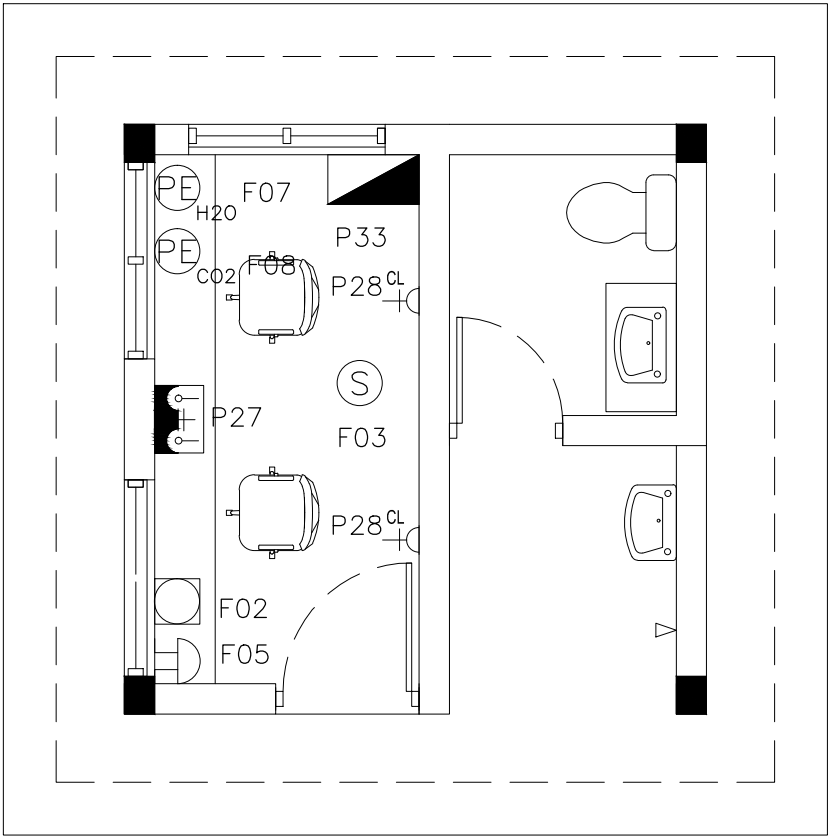
DWG NO

PROJECT NO.: 14-061

CONCEPT AND DESIGN IN THIS DRAWING ARE THE PROPERTIES OF ARCHENG STUDIO PVT LTD. UNAUTHORIZED USE OR REPRODUCTION OF PART OF THE DESIGN OR CONCEPT TO USE IN OTHER PROJECTS OR SITES OTHER THAN SPECIFIED ON THIS DRAWING IS PROHIBITED



SECURITY POST LIGHT & FAN LAYOUT PLAN
SCALE 1:50



SECURITY POST SOCKET & FIRE SAFETY LAYOUT PLAN
SCALE 1:50

CONTRACTORS MUST
CHECK ALL
DIMENSIONS ON SITE
BEFORE STARTING
ANY WORK OR SHOP
DRAWINGS FIGURED
DIMENSIONS TO TAKE
PRECEDENCE OVER
SCALE READINGS



REVISION:	ARCHITECT: MOHAMED HAMEEN / BDR2014016A	PROJECT: PROPOSED NEW MAGISTRATE COURT	E-07
	ENGINEER: MOHAMED AHSAN / BDR2014074E	LOCATION: S.HITHADHOO	
	PRIMARY ENG: MARIYAM SAMAH / BDR2014053PE	DRAWING TITLE: AS GIVEN	
	ESTIMATOR:	CLIENT: DEPARTMENT OF JUDICIAL ADMINISTRATION	
	DRAWN BY: ASFAN AHMED/SHAMHAD SAEED	SCALE: AS GIVEN	DWG NO
		DIMENSION: MM	PROJECT NO.: 14-061
		DATE: OCTOBER 2014	

CONCEPT AND DESIGN IN THIS DRAWING ARE THE PROPERTIES OF ARCH-ENG STUDIO PVT LTD. UNAUTHORIZED USE OR REPRODUCTION OF PART OF THE DESIGN, DRAWINGS OR CONCEPT TO USE IN OTHER PROJECTS OR SITES OTHER THAN SPECIFIED ON THIS DRAWING IS PROHIBITED