

# **PROPOSED IFTITHAAH SCHOOL AT LH. NAIFARU**

**(3 STOREY)**

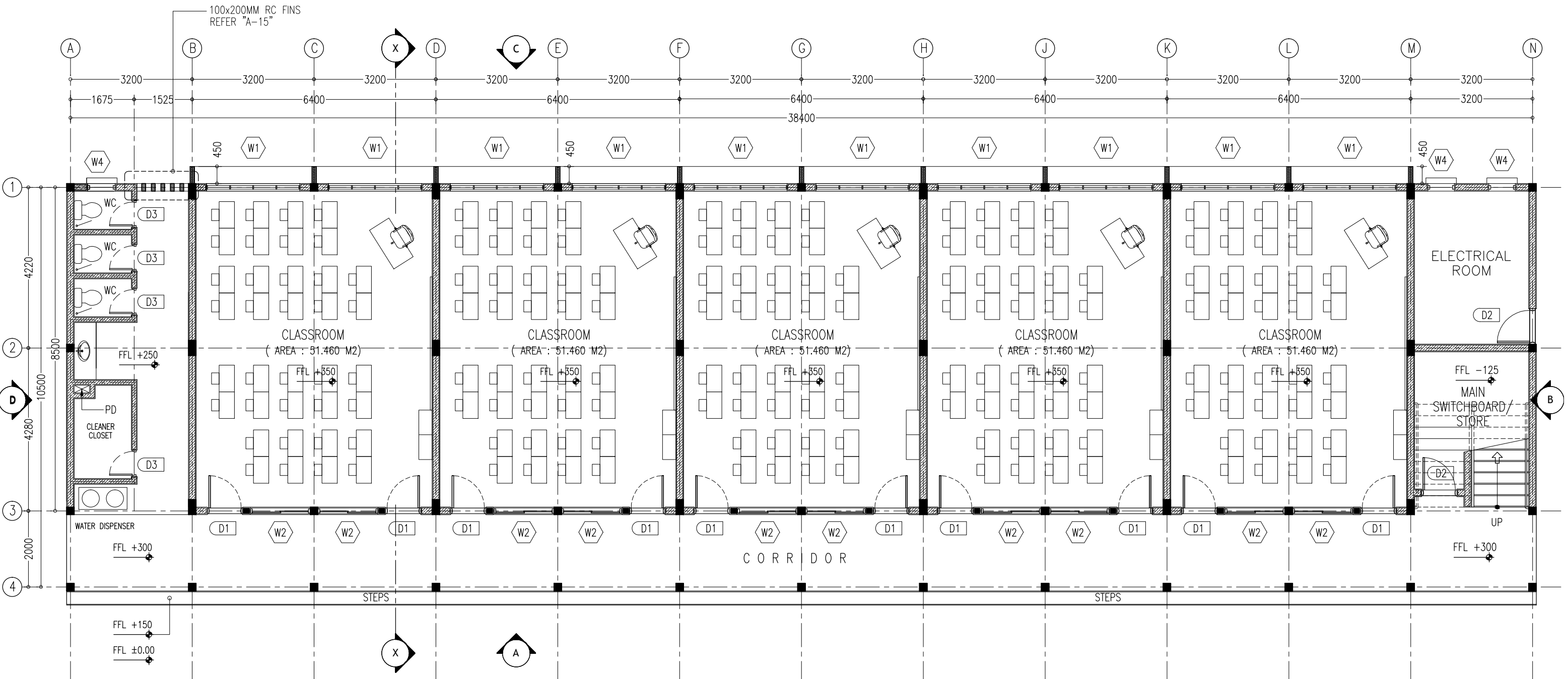
**ARCHITECTURAL & STRUCTURAL DRAWINGS**

JULY 2015

CLIENT : MINISTRY OF EDUCATION

DESIGN BY

**ArchEng**  
**s t u d i o**  
Ma Fiyajahaage, 1st floor, Male'. Republic of Maldives  
admin@archeng.biz



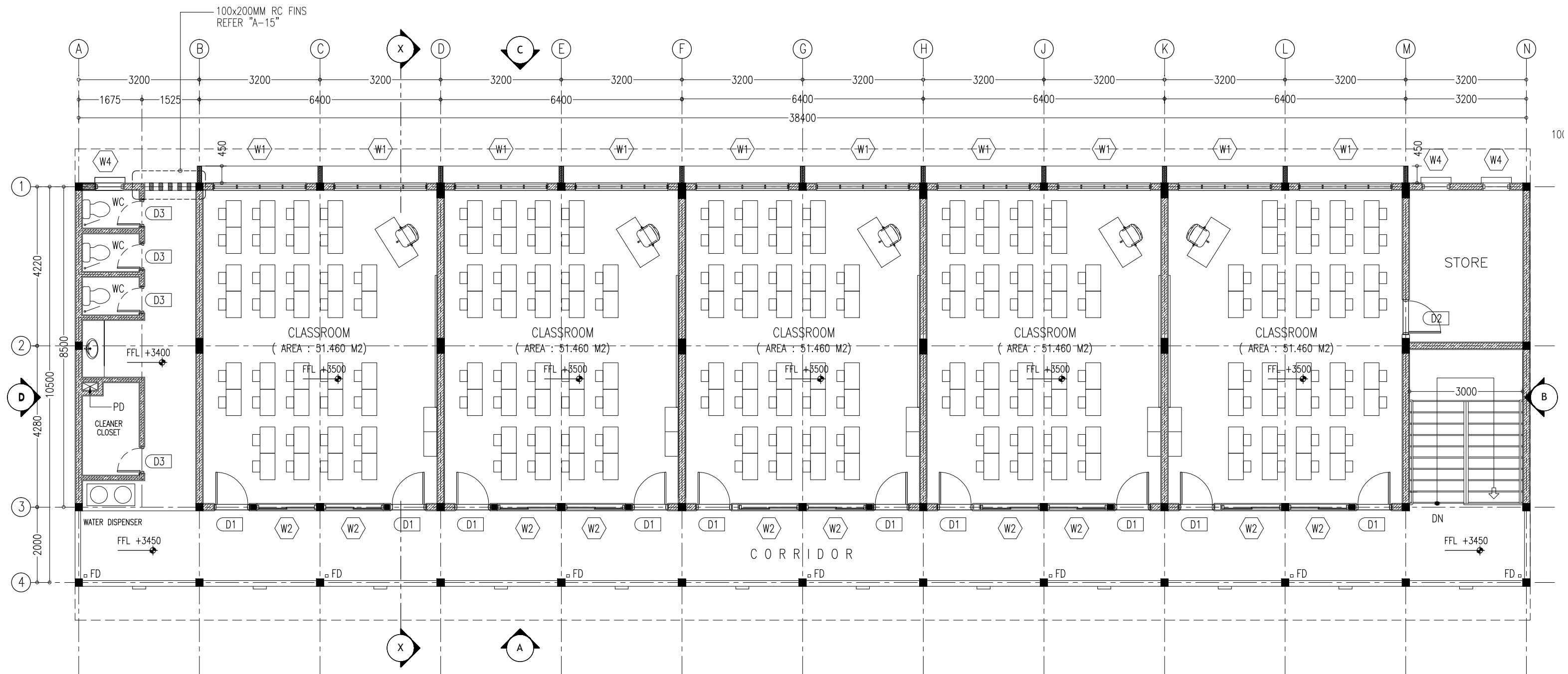
KEY /LEGEND NOTES	
	BLOCK MASONRY WALL
	150MM THK RC WALL 850MM HIGH

GROUND FLOOR LAYOUT PLAN  
SCALE 1:100

CONTRACTORS MUST  
CHECK ALL  
DIMENSIONS ON SITE  
BEFORE STARTING  
ANY WORK OR SHOP  
DRAWINGS.FIGURED  
DIMENSIONS TO TAKE  
PRECEDENCE OVER  
SCALE READINGS



REVISION:	ARCHITECT: MOHAMED HAMEEN	PROJECT: IFTHITHAAH SCHOOL	A-01 DWG NO PROJECT NO.: 15-041
	ENGINEER: MOHAMED AHSAN	LOCATION: LH.NAIFARU	
	SERVICES ENG:	DRAWING TITLE: AS GIVEN	
	ESTIMATOR:	CLIENT: MINISTRY OF EDUCATION	
	DRAWN BY: ASFAN AHMED	SCALE: AS GIVEN	
CONCEPT AND DESIGN IN THIS DRAWING ARE THE PROPERTIES OF ARCHENG STUDIO PVT LTD. UNAUTHORIZED USE OR REPRODUCTION OF PART OF THE DESIGN DRAWINGS OR CONCEPT TO USE IN OTHER PROJECTS OR SITES OTHER THAN SPECIFIED ON THIS DRAWING IS PROHIBITED		DIMENSION: MM	DATE: SEPTEMBER 2015



KEY /LEGEND NOTES

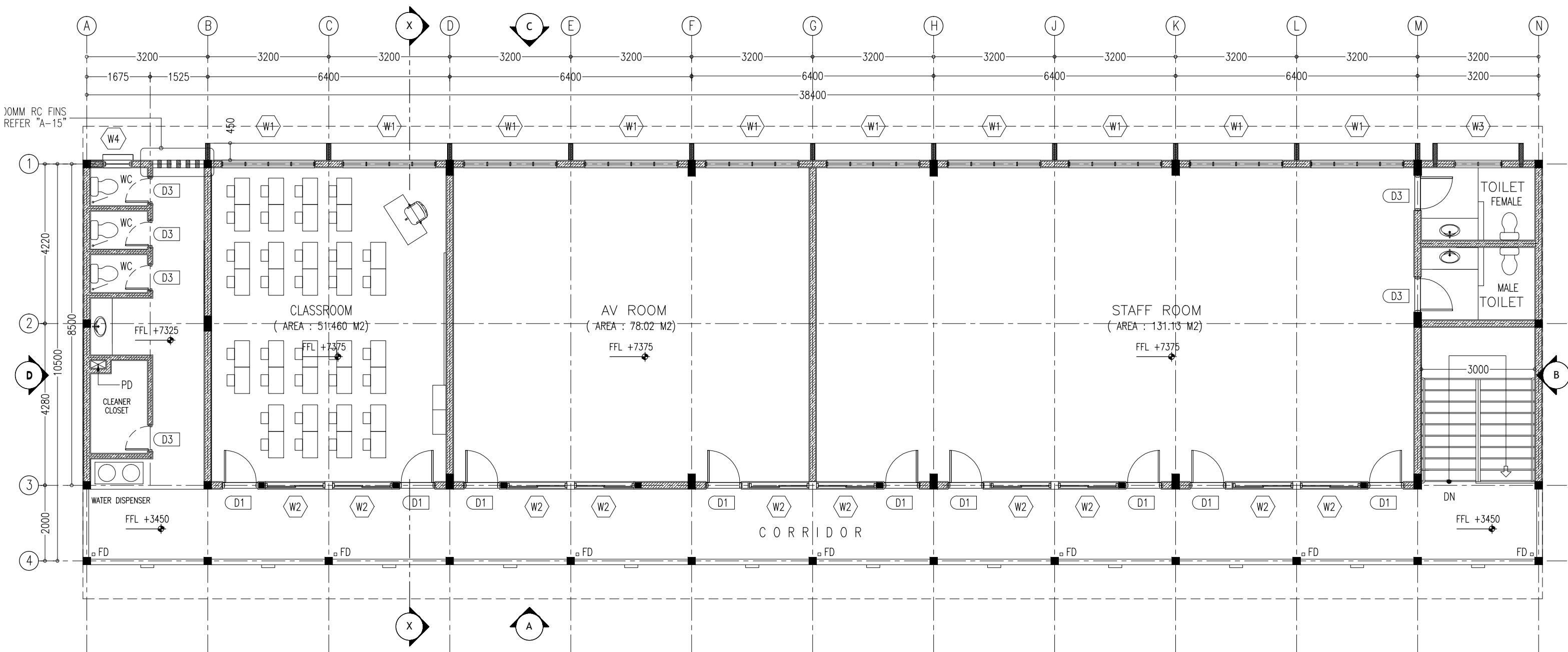
	BLOCK MASONRY WALL
	150MM THK RC WALL 850MM HIGH

1ST FLOOR LAYOUT PLAN  
SCALE 1:100

CONTRACTORS MUST  
CHECK ALL  
DIMENSIONS ON SITE  
BEFORE STARTING  
ANY WORK OR SHOP  
DRAWINGS.FIGURED  
DIMENSIONS TO TAKE  
PRECEDENCE OVER  
SCALE READINGS



REVISION:	ARCHITECT: MOHAMED HAMEEN	PROJECT: IFTHITHAAH SCHOOL	A-02 DWG NO PROJECT NO.: 15-041
	ENGINEER: MOHAMED AHSAN	LOCATION: LH.NAIFARU	
	SERVICES ENG:	DRAWING TITLE: AS GIVEN	
	ESTIMATOR:	CLIENT: MINISTRY OF EDUCATION	
	DRAWN BY: ASFAN AHMED	SCALE: AS GIVEN	
CONCEPT AND DESIGN IN THIS DRAWING ARE THE PROPERTIES OF ARCHENG STUDIO PVT LTD. UNAUTHORIZED USE OR REPRODUCTION OF PART OF THE DESIGN,DRAWINGS OR CONCEPT TO USE IN OTHER PROJECTS OR SITES OTHER THAN SPECIFIED ON THIS DRAWING IS PROHIBITED		DIMENSION: MM	DATE: SEPTEMBER 2015



#### KEY /LEGEND NOTES

	BLOCK MASONRY WALL
	150MM THK RC WALL 850MM HIGH

## 2ND FLOOR LAYOUT PLAN

SCALE 1:100

CONTRACTORS MUST  
CHECK ALL  
DIMENSIONS ON SITE  
BEFORE STARTING  
ANY WORK OR SHOP  
DRAWINGS, FIGURED  
DIMENSIONS TO TAKE  
PRECEDENCE OVER  
SCALE READINGS

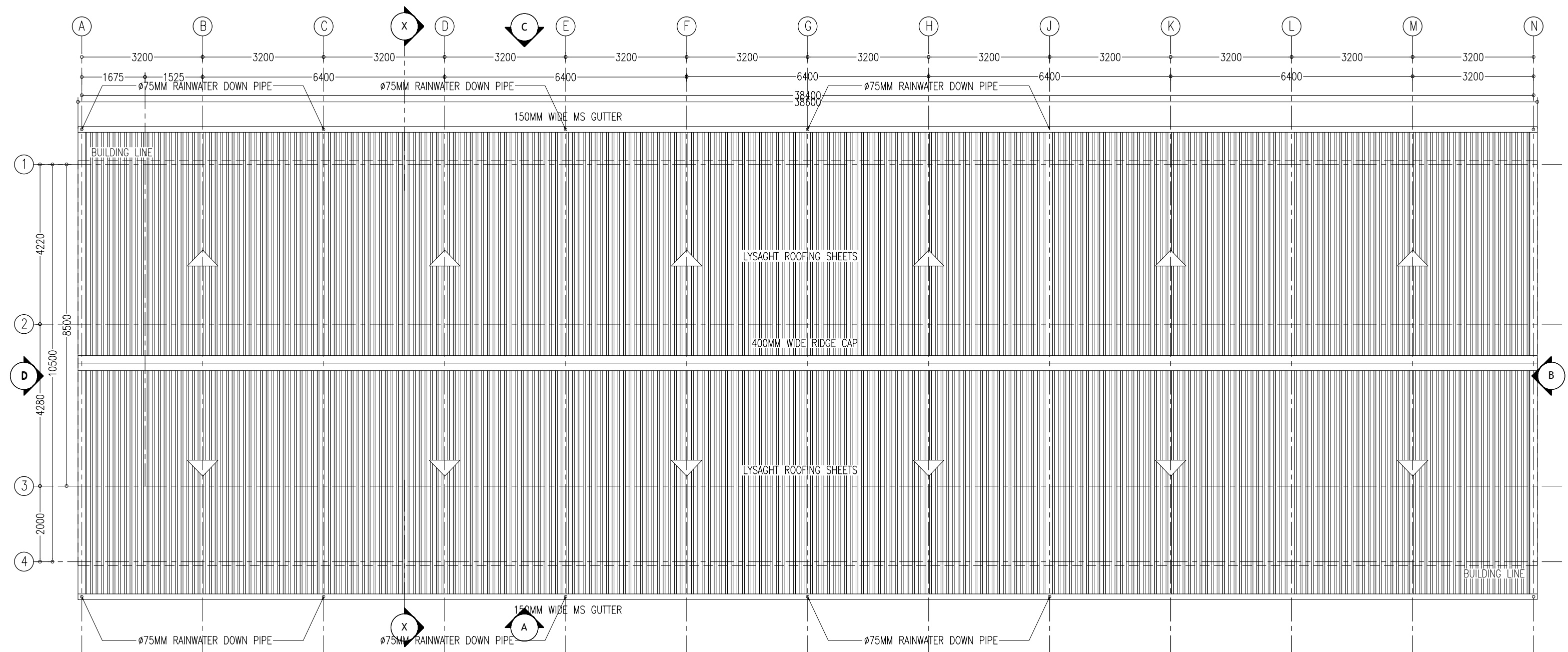
**ArchEng**  
studio  
Ma Fiyajahaage, 1st floor, Male, Republic of Maldives  
admin@archeng.biz

REVISION:	

ARCHITECT:	MOHAMED HAMEEN
ENGINEER:	MOHAMED AHSAN
SERVICES ENG:	
ESTIMATOR:	
DRAWN BY:	ASFAN AHMED

PROJECT:	IFTITHAHAH SCHOOL	<b>A-03</b> DWG NO PROJECT NO.: 15-041
LOCATION:	LH.NAIFARU	
DRAWING TITLE:	AS GIVEN	
CLIENT:	MINISTRY OF EDUCATION	
SCALE: AS GIVEN	DIMENSION: MM	
DATE: SEPTEMBER 2015		

CONCEPT AND DESIGN IN THIS DRAWING ARE THE PROPERTIES OF ARCHENG STUDIO PVT LTD. UNAUTHORIZED USE OR REPRODUCTION OF PART OF THE DESIGN, DRAWINGS OR CONCEPT TO USE IN OTHER PROJECTS OR SITES OTHER THAN SPECIFIED ON THIS DRAWING IS PROHIBITED



ROOF LAYOUT PLAN  
SCALE 1:100

CONTRACTORS MUST  
CHECK ALL  
DIMENSIONS ON SITE  
BEFORE STARTING  
ANY WORK OR SHOP  
DRAWINGS, FIGURED  
DIMENSIONS TO TAKE  
PRECEDENCE OVER  
SCALE READINGS



REVISION:  
\_\_\_\_\_  
\_\_\_\_\_  
\_\_\_\_\_  
\_\_\_\_\_

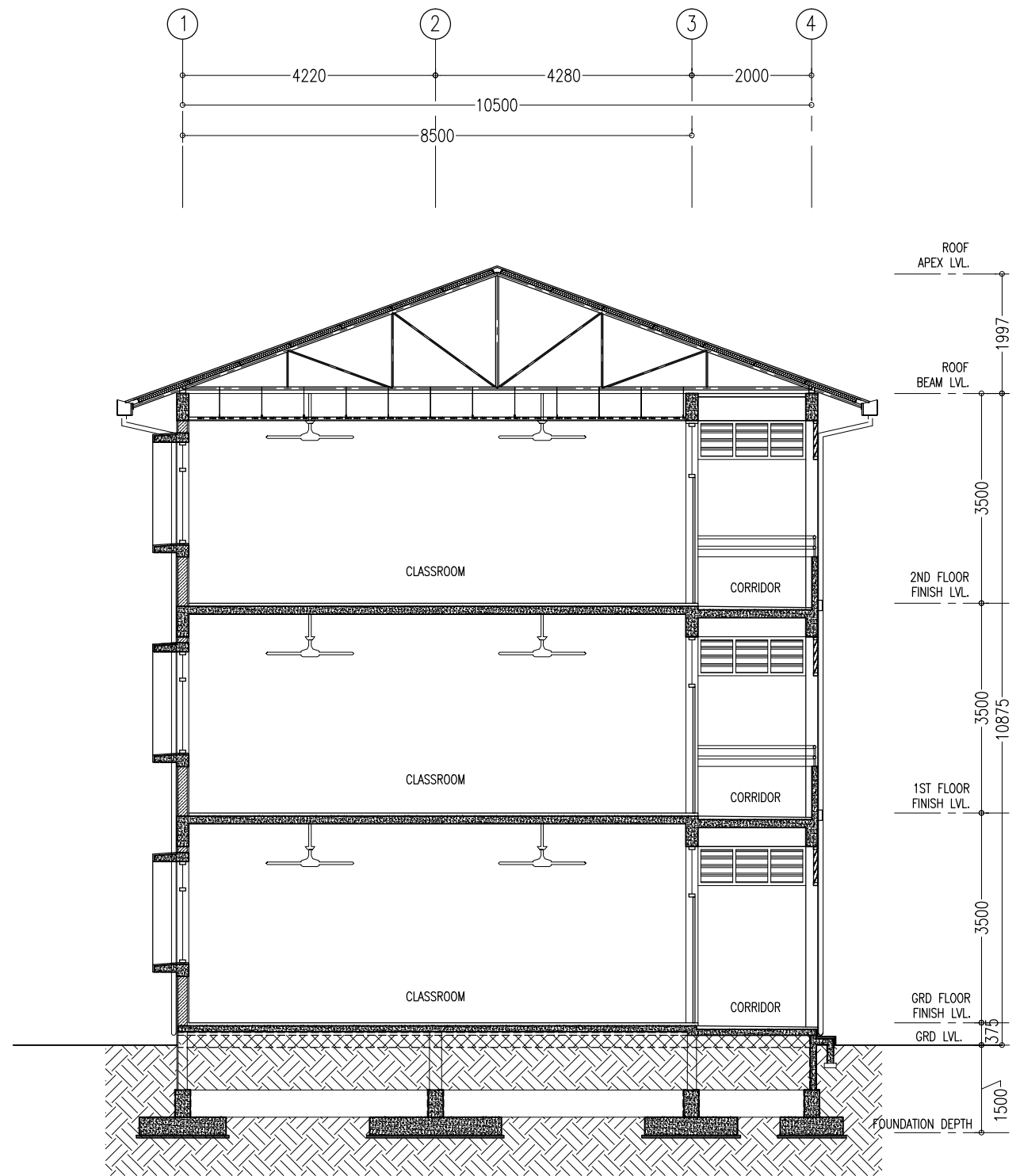
ARCHITECT: MOHAMED HAMEEN  
ENGINEER: MOHAMED AHSAN  
SERVICES ENG:  
ESTIMATOR:  
DRAWN BY: ASFAN AHMED

PROJECT: IFTHITHAAH SCHOOL  
LOCATION: LH.NAIFARU  
DRAWING TITLE: AS GIVEN  
CLIENT: MINISTRY OF EDUCATION  
SCALE: AS GIVEN  
DIMENSION: MM  
DATE: SEPTEMBER 2015

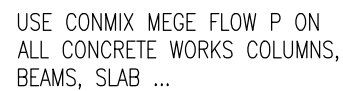
A-04

DWG NO  
PROJECT NO.: 15-041

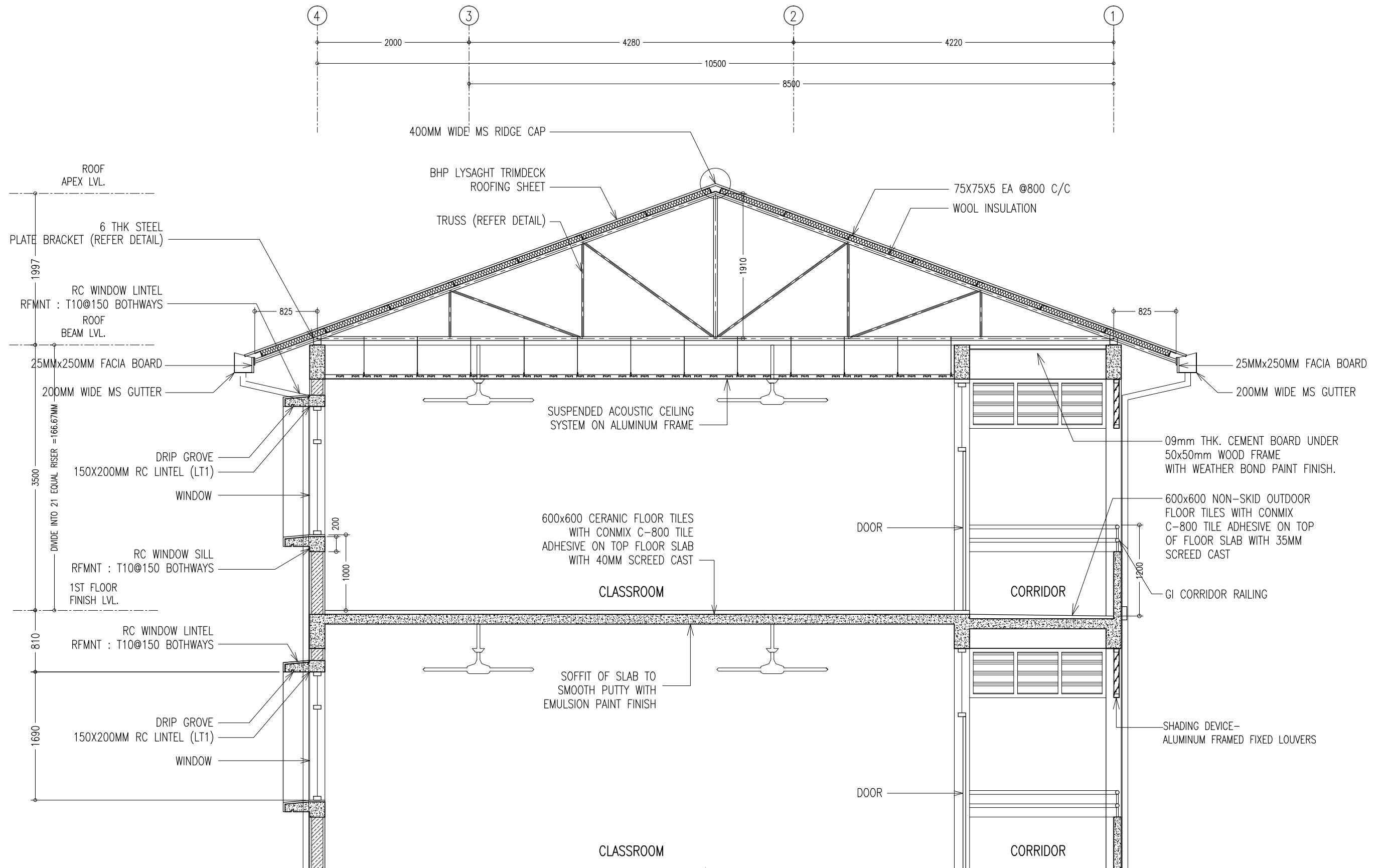
CONCEPT AND DESIGN IN THIS DRAWING ARE THE PROPERTIES OF ARCHENG STUDIO PVT LTD. UNAUTHORIZED USE OR REPRODUCTION OF PART OF THE DESIGN, DRAWINGS OR CONCEPT TO USE IN OTHER PROJECTS OR SITES OTHER THAN SPECIFIED ON THIS DRAWING IS PROHIBITED



SECTION Y-Y  
SCALE 1:100



REVISION:	ARCHITECT:	MOHAMED HAMEEN	PROJECT:	IFTHITHAAH SCHOOL			A-07		
	ENGINEER:	MOHAMED AHSAN	LOCATION:	L.H.NAIFARU					
	SERVICES ENG:		DRAWING TITLE:	AS GIVEN					
	ESTIMATOR:		CLIENT:	MINISTRY OF EDUCATION					
	DRAWN BY:	ASFAN AHMED	SCALE:	AS GIVEN	DIMENSION:	MM		DATE:	SEPTEMBER 2015
CONCEPT AND DESIGN IN THIS DRAWING ARE THE PROPERTIES OF ARCHINO STUDIO BVY LTD. UNAUTHORIZED USE OR REPRODUCTION OF ANY PART OF THE DESIGN DRAWINGS OR CONCEPT TO USE IN OTHER PROJECTS OR SITES OTHER THAN SPECIFIED IN THIS DRAWING IS PROHIBITED								DWG NO	PROJECT NO.: 15-041



SECTION DETAIL Y-Y  
SCALE 1:50

CONTRACTORS MUST  
CHECK ALL  
DIMENSIONS ON SITE  
BEFORE STARTING  
ANY WORK OR SHOP  
DRAWINGS. FIGURED  
DIMENSIONS TO TAKE  
PRECEDENCE OVER  
SCALE READINGS

**ArchEng**  
studio  
Ma Fiyajahaage, 1st floor, Male', Republic of Maldives  
admin@archeng.biz

REVISION:

ARCHITECT: MOHAMED HAMEEN  
ENGINEER: MOHAMED AHSAN  
SERVICES ENG:  
ESTIMATOR:  
DRAWN BY: ASFAN AHMED


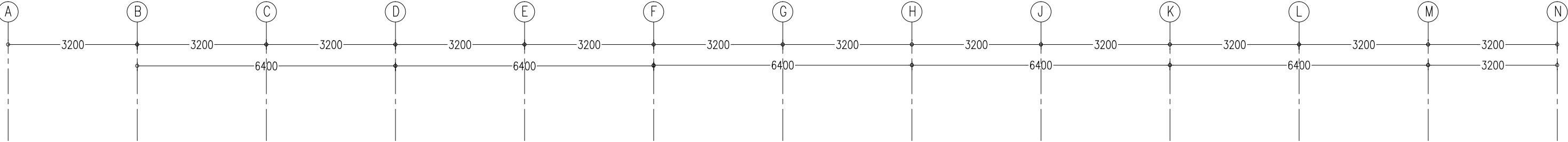
PROJECT: IFTHITHAAH SCHOOL  
LOCATION: L.H.NAIFARU  
DRAWING TITLE: AS GIVEN  
CLIENT: MINISTRY OF EDUCATION  
SCALE: AS GIVEN  
DIMENSION: MM  
DATE: SEPTEMBER 2015

**A-08**

DWG NO  
PROJECT NO.: 15-041

CONCEPT AND DESIGN IN THIS DRAWING ARE THE PROPERTIES OF ARCHENG STUDIO PVT LTD. UNAUTHORIZED USE OR REPRODUCTION OF PART OF THE DESIGN, DRAWINGS OR CONCEPT TO USE IN OTHER PROJECTS OR SITES OTHER THAN SPECIFIED ON THIS DRAWING IS PROHIBITED



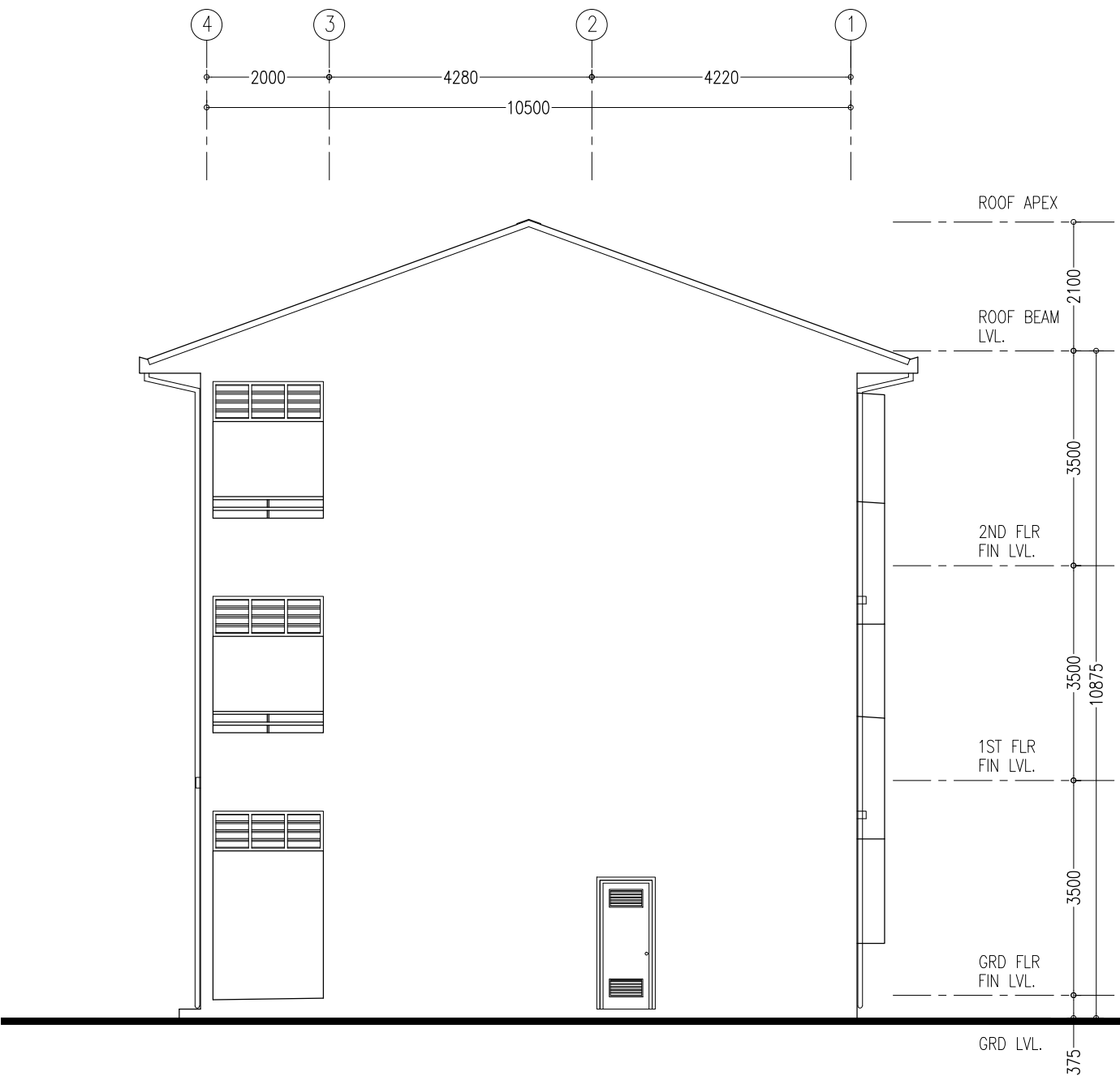


ELEVATION - A  
SCALE 1:100

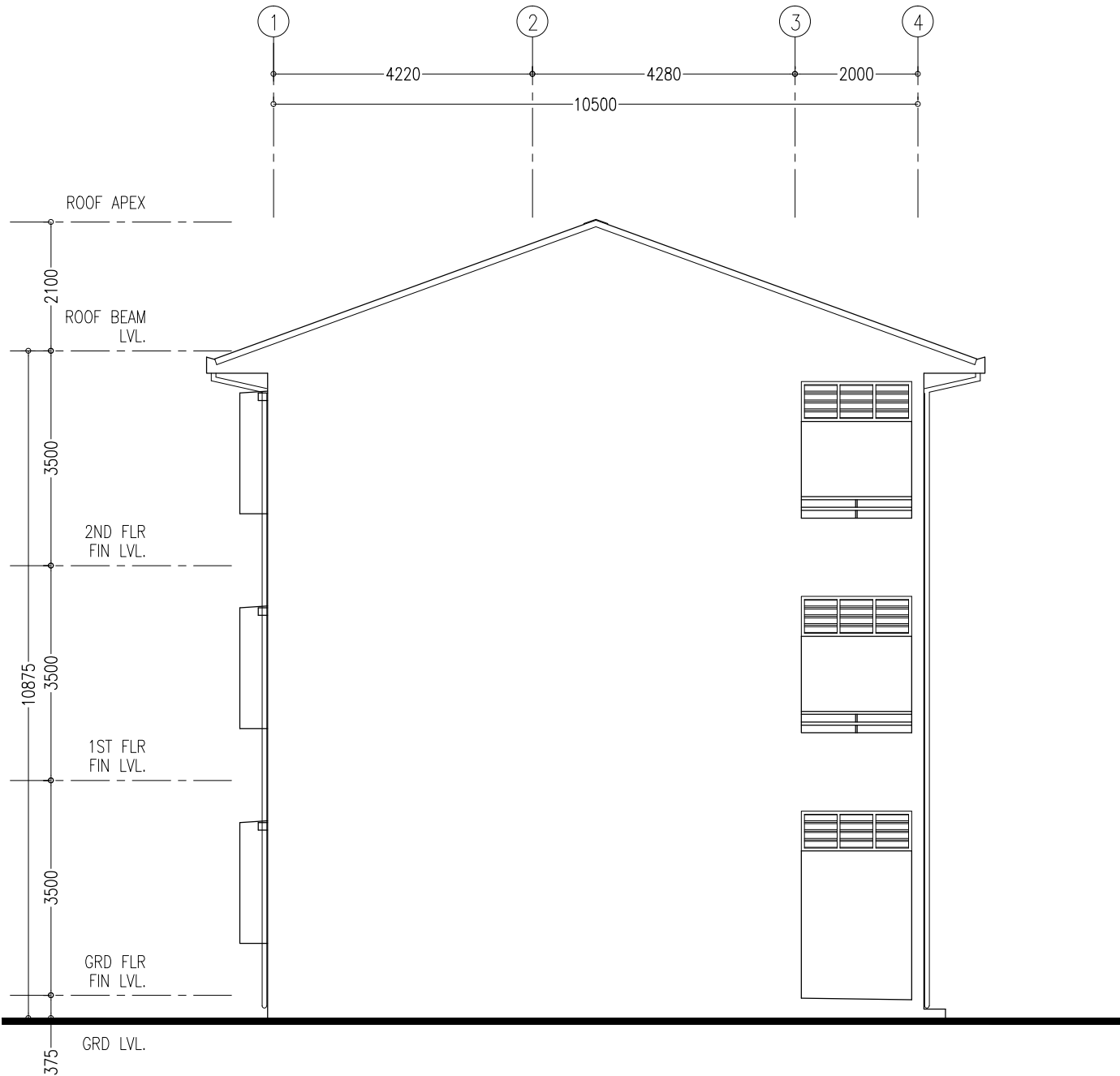
CONTRACTORS MUST  
CHECK ALL  
DIMENSIONS ON SITE  
BEFORE STARTING  
ANY WORK OR SHOP  
DRAWINGS.FIGURED  
DIMENSIONS TO TAKE  
PRECEDENCE OVER  
SCALE READINGS



REVISION:	ARCHITECT: MOHAMED HAMEEN		PROJECT: IFTHITHAAH SCHOOL		A-09
	ENGINEER: MOHAMED AHSAN		LOCATION: LH.NAIFARU		
	SERVICES ENG:		DRAWING TITLE: AS GIVEN		
	ESTIMATOR:		CLIENT: MINISTRY OF EDUCATION		
	DRAWN BY: ASFAN AHMED		SCALE: AS GIVEN	DIMENSION: MM	
CONCEPT AND DESIGN IN THIS DRAWING ARE THE PROPERTIES OF ARCHENG STUDIO PVT LTD. UNAUTHORIZED USE OR REPRODUCTION OF PART OF THE DESIGN,DRAWINGS OR CONCEPT TO USE IN OTHER PROJECTS OR SITES OTHER THAN SPECIFIED ON THIS DRAWING IS PROHIBITED					
				DWG NO	PROJECT NO.: 15-041



ELEVATION - B  
SCALE 1:100



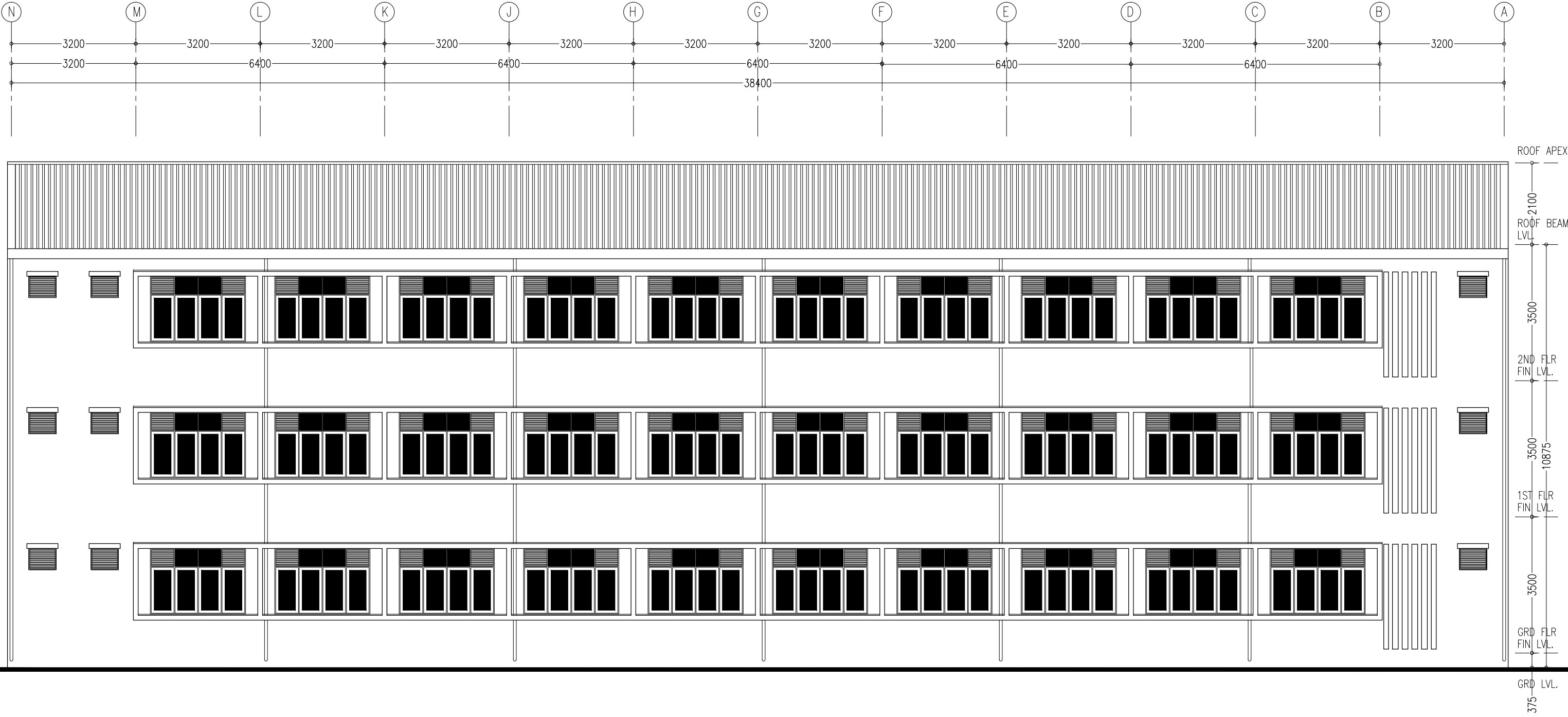
ELEVATION - D  
SCALE 1:100

CONTRACTORS MUST  
CHECK ALL  
DIMENSIONS ON SITE  
BEFORE STARTING  
ANY WORK OR SHOP  
DRAWINGS. FIGURED  
DIMENSIONS TO TAKE  
PRECEDENCE OVER  
SCALE READINGS



REVISION:	ARCHITECT: MOHAMED HAMEEN	PROJECT: IFTHITHAAH SCHOOL	A-10
	ENGINEER: MOHAMED AHSAN	LOCATION: LH.NAIFARU	
	SERVICES ENG:	DRAWING TITLE: AS GIVEN	
	ESTIMATOR:	CLIENT: MINISTRY OF EDUCATION	
	DRAWN BY: ASFAN AHMED	SCALE: AS GIVEN	DWG NO
		DIMENSION: MM	PROJECT NO.: 15-041
		DATE: SEPTEMBER 2015	

CONCEPT AND DESIGN IN THIS DRAWING ARE THE PROPERTIES OF ARCHENG STUDIO PVT LTD. UNAUTHORIZED USE OR REPRODUCTION OF PART OF THE DESIGN, DRAWINGS OR CONCEPT TO USE IN OTHER PROJECTS OR SITES OTHER THAN SPECIFIED ON THIS DRAWING IS PROHIBITED

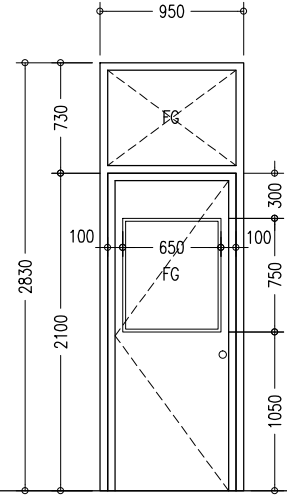
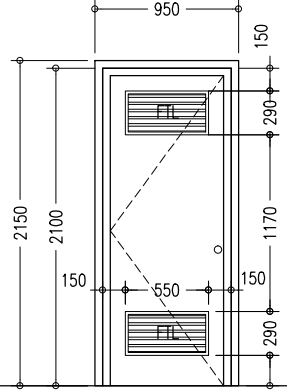
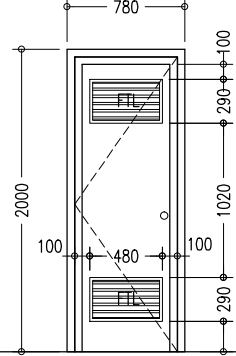
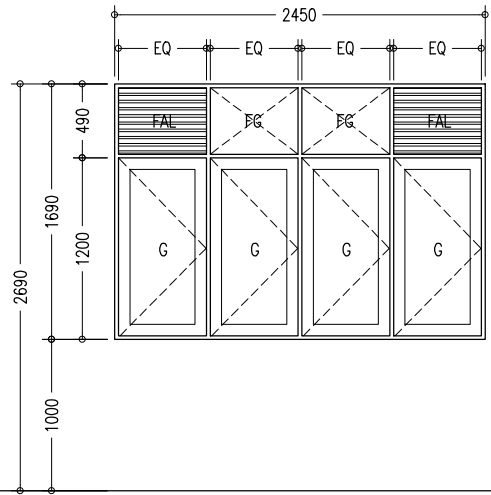
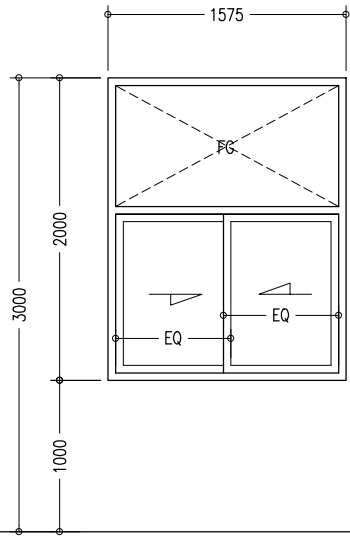
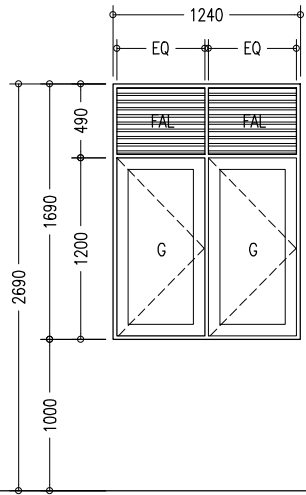


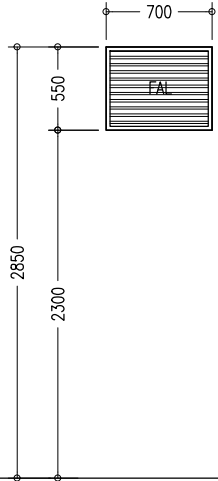
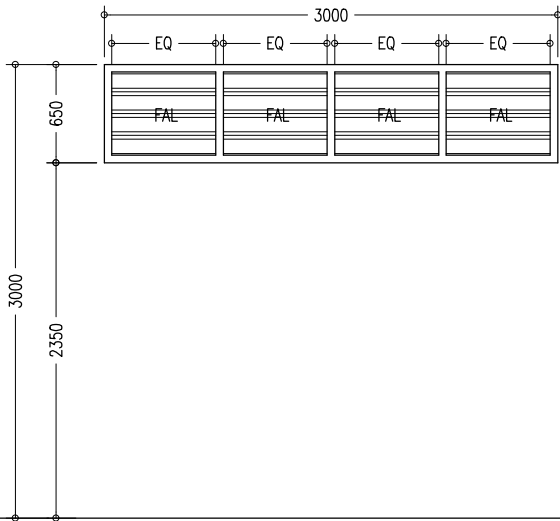
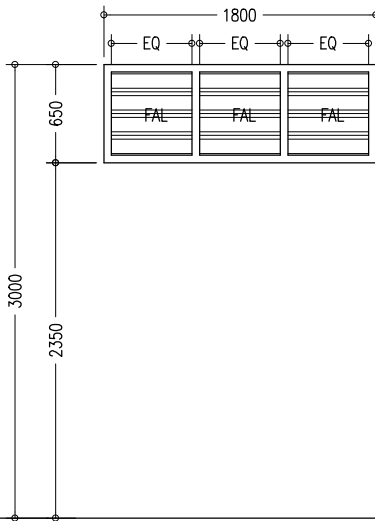
ELEVATION - C  
SCALE 1:100

CONTRACTORS MUST  
CHECK ALL  
DIMENSIONS ON SITE  
BEFORE STARTING  
ANY WORK OR SHOP  
DRAWINGS.FIGURED  
DIMENSIONS TO TAKE  
PRECEDENCE OVER  
SCALE READINGS



REVISION:	ARCHITECT: MOHAMED HAMEEN		PROJECT: IFTHITHAAH SCHOOL		A-11	
	ENGINEER: MOHAMED AHSAN		LOCATION: LH.NAIFARU			
	SERVICES ENG:		DRAWING TITLE: AS GIVEN			
	ESTIMATOR:		CLIENT: MINISTRY OF EDUCATION			
	DRAWN BY: ASFAN AHMED		SCALE: AS GIVEN			
		DIMENSION: MM		DATE: SEPTEMBER 2015		DWG NO
CONCEPT AND DESIGN IN THIS DRAWING ARE THE PROPERTIES OF ARCHENG STUDIO PVT LTD. UNAUTHORIZED USE OR REPRODUCTION OF PART OF THE DESIGN,DRAWINGS OR CONCEPT TO USE IN OTHER PROJECTS OR SITES OTHER THAN SPECIFIED ON THIS DRAWING IS PROHIBITED						PROJECT NO.: 15-041

ELEVATIONS :						
FINISH FLOOR LEVEL						
DR / WD NO.	D1	D2	D3	W1	W2	W3
DESCRIPTION :	40MM THICK OPENABLE SOLID TIMBER DOOR PANEL	40MM THICK OPENABLE SOLID TIMBER DOOR PANEL	40MM THICK OPENABLE SOLID TIMBER DOOR PANEL	ALUMINUM FRAMED WINDOW PANEL	ALUMINUM FRAMED SLIDING WINDOW PANEL	ALUMINUM FRAMED WINDOW PANEL
FRAME :	120MM TIMBER FRAME	120MM TIMBER FRAME	120MM TIMBER FRAME	80 MICRON WHITE POWDER COATED ALUMINIUM FRAME	80 MICRON WHITE POWDER COATED ALUMINIUM FRAME	80 MICRON WHITE POWDER COATED ALUMINIUM FRAME
HARDWARE :	DOOR CLOSER CYLINDRICAL LOCK BUTT HINGE STOPPER HOLDER	DOOR CLOSER CYLINDRICAL LOCK BUTT HINGE STOPPER HOLDER	DOOR CLOSER CYLINDRICAL LOCK BUTT HINGE STOPPER HOLDER			
GLAZING :	C-4MM ALL FIXED PANELS TO BE DOUBLE GLAZED			C-5MM THICK BLUE TINTED GLASS	C-5MM THICK BLUE TINTED GLASS ALL FIXED PANELS TO BE DOUBLE GLAZED	C-5MM THICK BLUE TINTED GLASS

ELEVATIONS :			
FINISH FLOOR LEVEL			
DR / WD NO.	W4	SHADING DEVICE (FRONT) TYPE-1	SHADING DEVICE (SIDE) TYPE-2
DESCRIPTION :	ALUMINUM FRAMED FIXED LOUVRE WINDOW PANEL	ALUMINUM FRAMED FIXED LOUVRE WINDOW PANEL	ALUMINUM FRAMED FIXED LOUVRE WINDOW PANEL
FRAME :	80 MICRON WHITE POWDER COATED ALUMINIUM FRAME	80 MICRON WHITE POWDER COATED ALUMINIUM FRAME	80 MICRON WHITE POWDER COATED ALUMINIUM FRAME
HARDWARE :		( REFER ELEVATIONS FOR LOCATION )	( REFER ELEVATIONS FOR LOCATION )
GLAZING :			

GENERAL NOTES:

SHOP DRAWINGS FOR ALL DOORS AND WINDOWS SHALL BE PROVIDED SHOWING LOCATION AND TYPE OF IRONMONGERIES

ALL DIMENSIONS TO BE CHECKED ON SITE PRIOR TO FABRICATION

ALL TIMBER FOR WOODEN DOORS SHALL BE TREATED FOR THE USE IN INDOORS.

FG : FIXED GLASS  
FTL : FIXED TIMBER LOUVRES  
FAL : FIXED ALUMINUM LOUVRES

## DOOR / WINDOW SCHEDULE

SCALE 1:50

CONTRACTORS MUST CHECK ALL DIMENSIONS ON SITE BEFORE STARTING ANY WORK OR SHOP DRAWINGS, FIGURED DIMENSIONS TO TAKE PRECEDENCE OVER SCALE READINGS

**ArchEng**  
studios  
Ma Fiyajahaage, 1st floor, Male', Republic of Maldives  
admin@archeng.biz

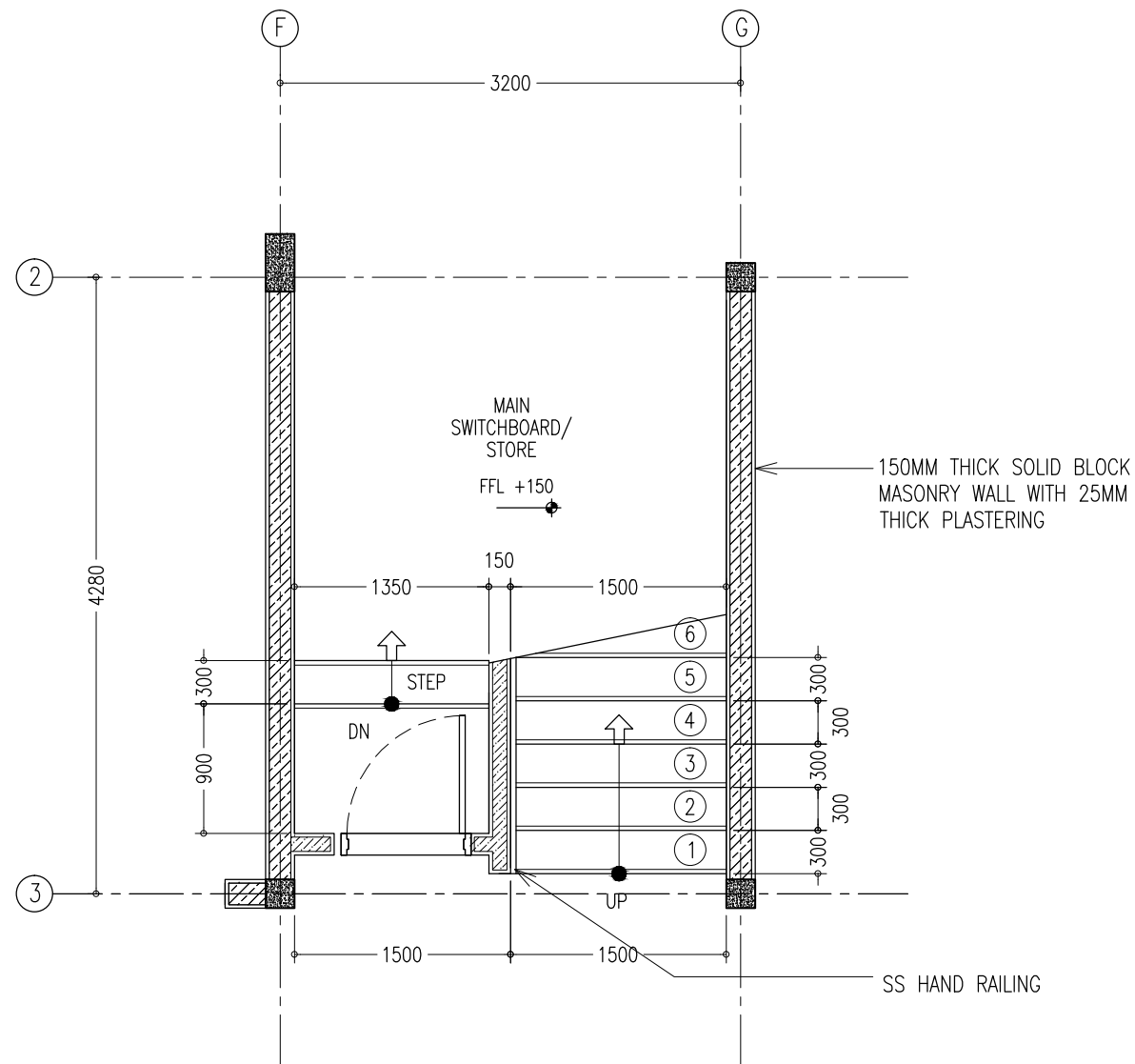
REVISION:

ARCHITECT: MOHAMED HAMEEN  
ENGINEER: MOHAMED AHSAN  
SERVICES ENG:  
ESTIMATOR:  
DRAWN BY: ASFAN AHMED

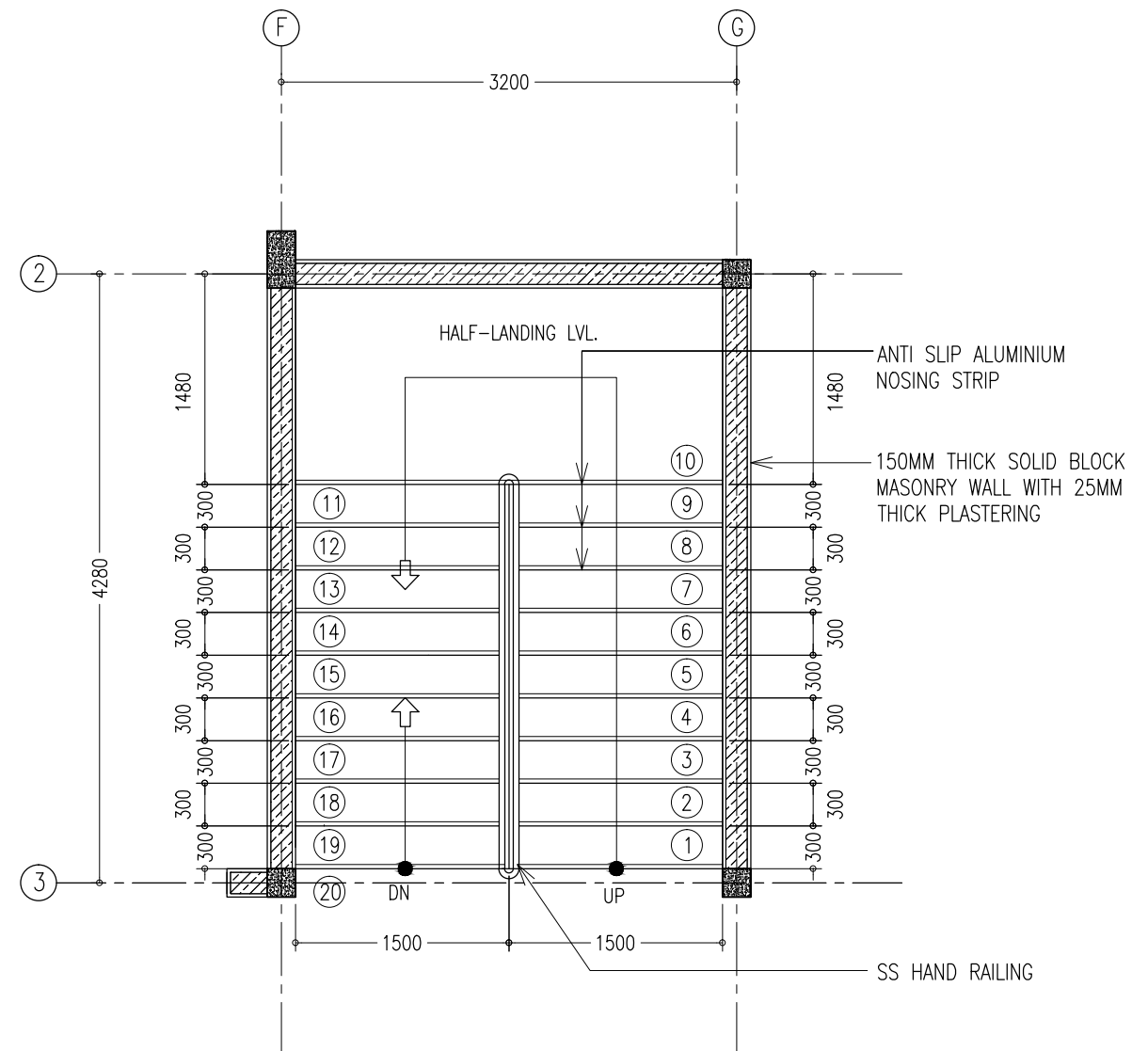
PROJECT: IFTHITHAAH SCHOOL  
LOCATION: LH.NAIFARU  
DRAWING TITLE: AS GIVEN  
CLIENT: MINISTRY OF EDUCATION  
SCALE: AS GIVEN  
DIMENSION: MM  
DATE: SEPTEMBER 2015

**A-12**  
DWG NO  
PROJECT NO.: 15-041

CONCEPT AND DESIGN IN THIS DRAWING ARE THE PROPERTIES OF ARCHENG STUDIO PVT LTD. UNAUTHORIZED USE OR REPRODUCTION OF PART OF THE DESIGN, DRAWINGS OR CONCEPT TO USE IN OTHER PROJECTS OR SITES OTHER THAN SPECIFIED ON THIS DRAWING IS PROHIBITED



**GROUND FLOOR STAIR PLAN**  
SCALE 1:50

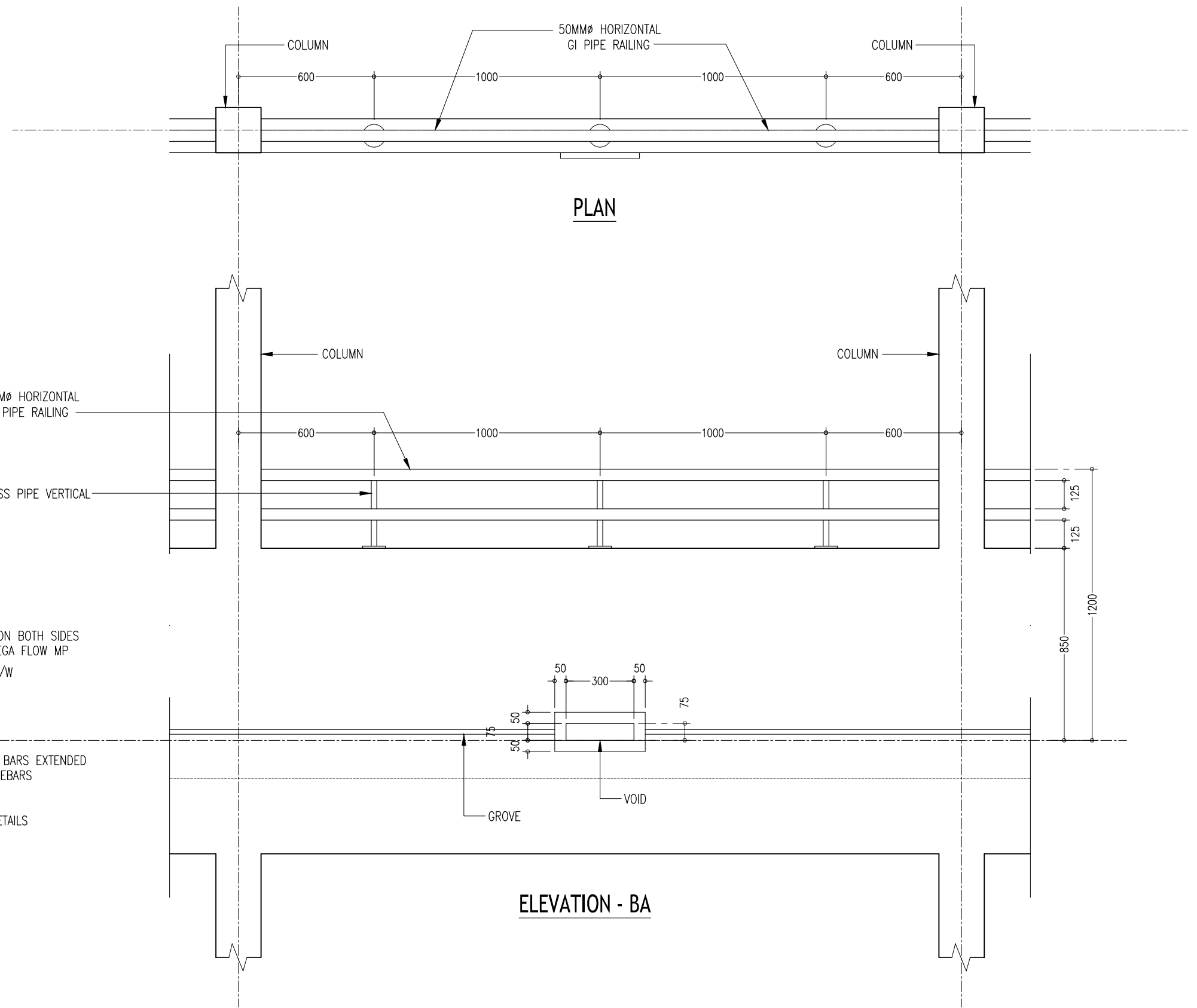


**GRD-1ST FLOOR STAIR PLAN**  
SCALE 1:50

CONTRACTORS MUST  
CHECK ALL  
DIMENSIONS ON SITE  
BEFORE STARTING  
ANY WORK OR SHOP  
DRAWINGS. FIGURED  
DIMENSIONS TO TAKE  
PRECEDENCE OVER  
SCALE READINGS

**ArchEng**  
studio  
Ma Fiyajahaage, 1st floor, Male, Republic of Maldives  
admin@archeng.biz

REVISION:	ARCHITECT:	MOHAMED HAMEEN	PROJECT:			IFTHITHAAH SCHOOL			A-13
	ENGINEER:	MOHAMED AHSAN	LOCATION:			L.H.NAIFARU			
	SERVICES ENG:		DRAWING TITLE:			AS GIVEN			
	ESTIMATOR:		CLIENT:			MINISTRY OF EDUCATION			
	DRAWN BY:	ASFAN AHMED		SCALE: AS GIVEN		DIMENSION: MM	DATE: SEPTEMBER 2015		DWG NO
PROJECT NO.: 15-041									
CONCEPT AND DESIGN IN THIS DRAWING ARE THE PROPERTIES OF ARCHENG STUDIO PVT LTD. UNAUTHORIZED USE OR REPRODUCTION OF PART OF THE DESIGN, DRAWINGS OR CONCEPT TO USE IN OTHER PROJECTS OR SITES OTHER THAN SPECIFIED ON THIS DRAWING IS PROHIBITED									



TYPICAL BALCONY PARAPET WALL  
SCALE 1:20

CONTRACTORS MUST  
CHECK ALL  
DIMENSIONS ON SITE  
BEFORE STARTING  
ANY WORK OR SHOP  
DRAWINGS. FIGURED  
DIMENSIONS TO TAKE  
PRECEDENCE OVER  
SCALE READINGS

**ArchEng**  
studio  
Ma Fiyajahaage, 1st floor, Male', Republic of Maldives  
admin@archeng.biz

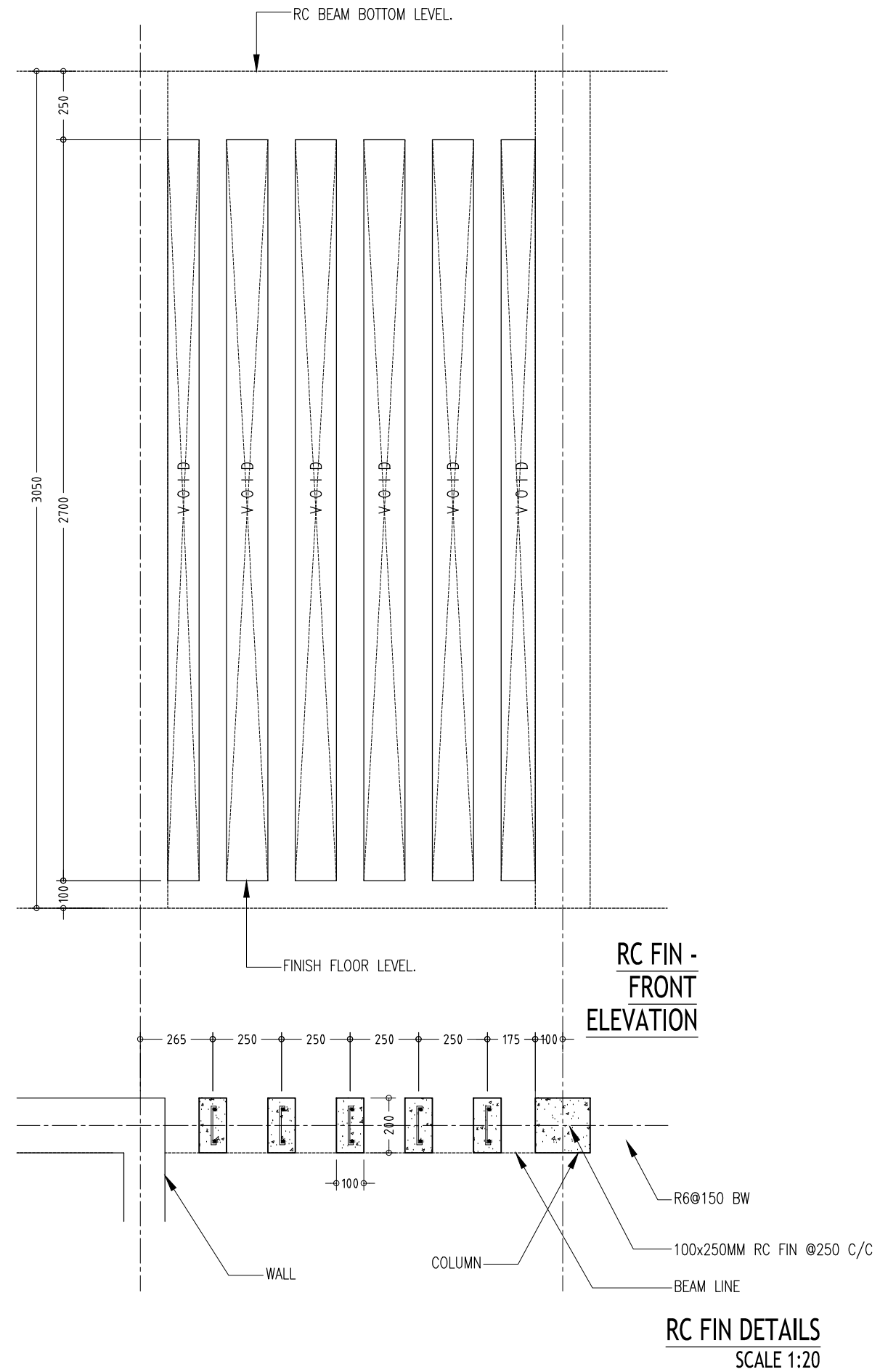
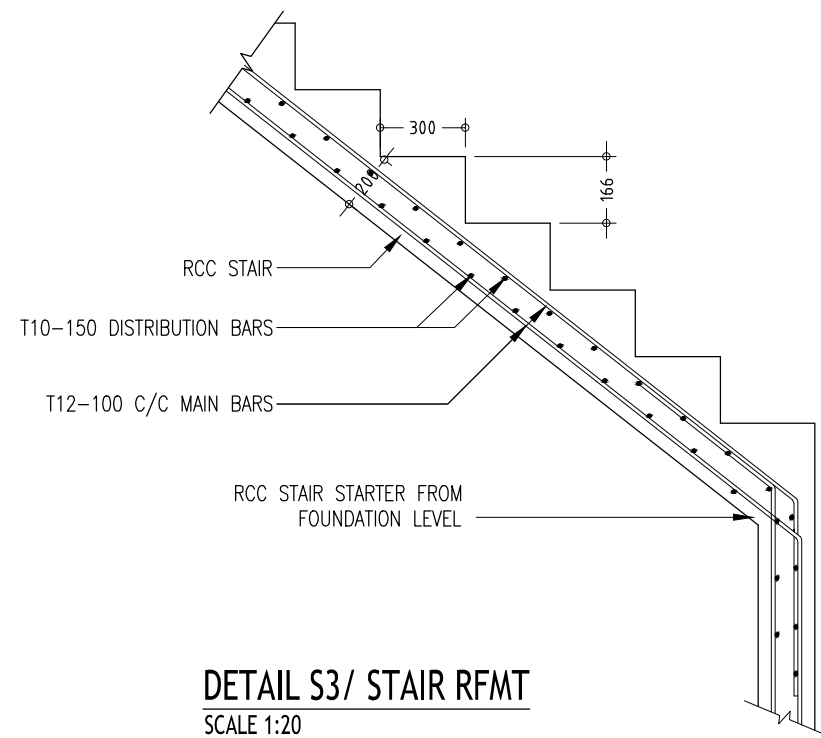
REVISION:  
\_\_\_\_\_  
\_\_\_\_\_  
\_\_\_\_\_  
\_\_\_\_\_

ARCHITECT: MOHAMED HAMEEN  
ENGINEER: MOHAMED AHSAN  
SERVICES ENG:  
ESTIMATOR:  
DRAWN BY: ASFAN AHMED

PROJECT: IFTHITHAAH SCHOOL  
LOCATION: LH, NAIFARU  
DRAWING TITLE: AS GIVEN  
CLIENT: MINISTRY OF EDUCATION  
SCALE: AS GIVEN  
DIMENSION: MM  
DATE: SEPTEMBER 2015

**A-14**  
DWG NO  
PROJECT NO.: 15-041

CONCEPT AND DESIGN IN THIS DRAWING ARE THE PROPERTIES OF ARCHENG STUDIO PVT LTD. UNAUTHORIZED USE OR REPRODUCTION OF PART OF THE DESIGN, DRAWINGS OR CONCEPT TO USE IN OTHER PROJECTS OR SITES OTHER THAN SPECIFIED ON THIS DRAWING IS PROHIBITED



CONTRACTORS MUST  
CHECK ALL  
DIMENSIONS ON SITE  
BEFORE STARTING  
ANY WORK OR SHOP  
DRAWINGS, FIGURED  
DIMENSIONS TO TAKE  
PRECEDENCE OVER  
SCALE READINGS



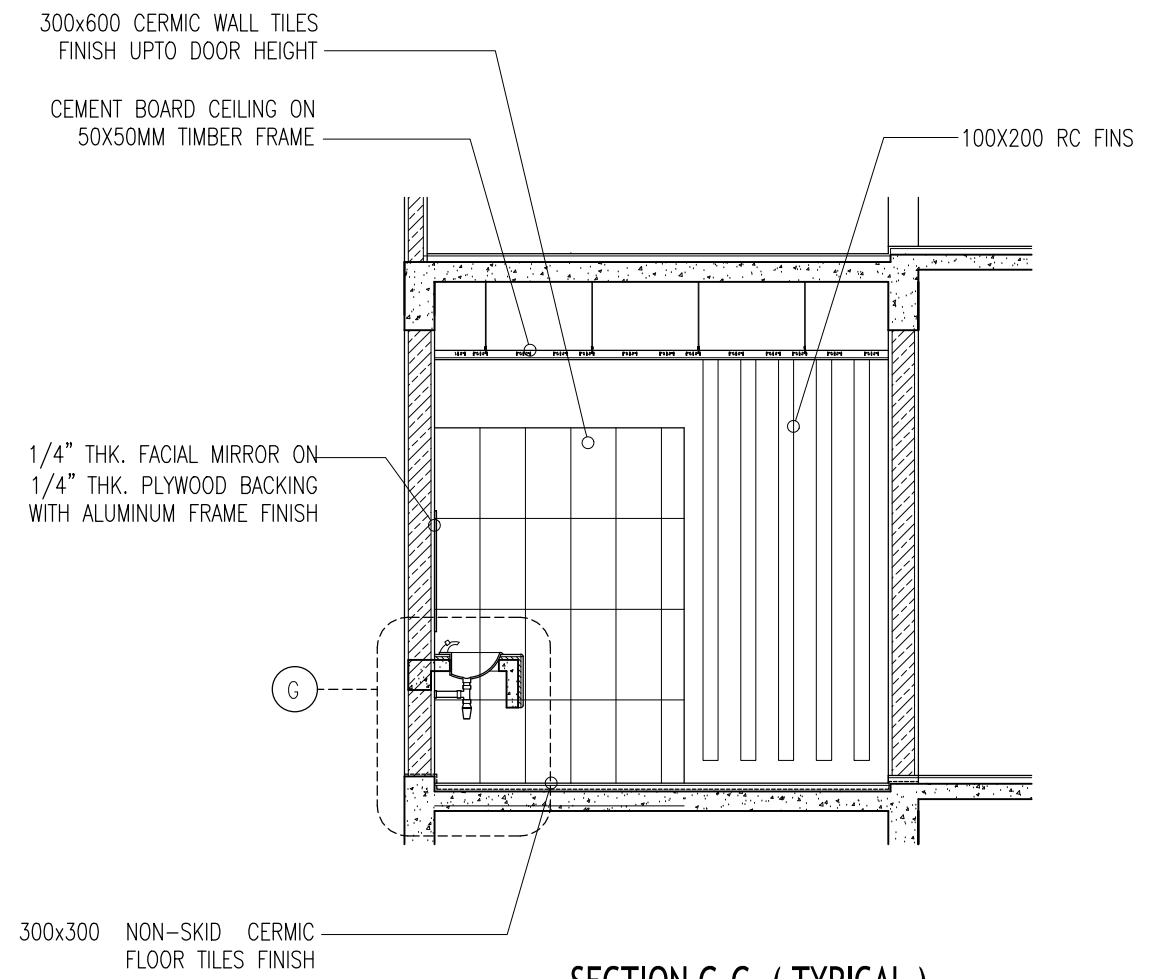
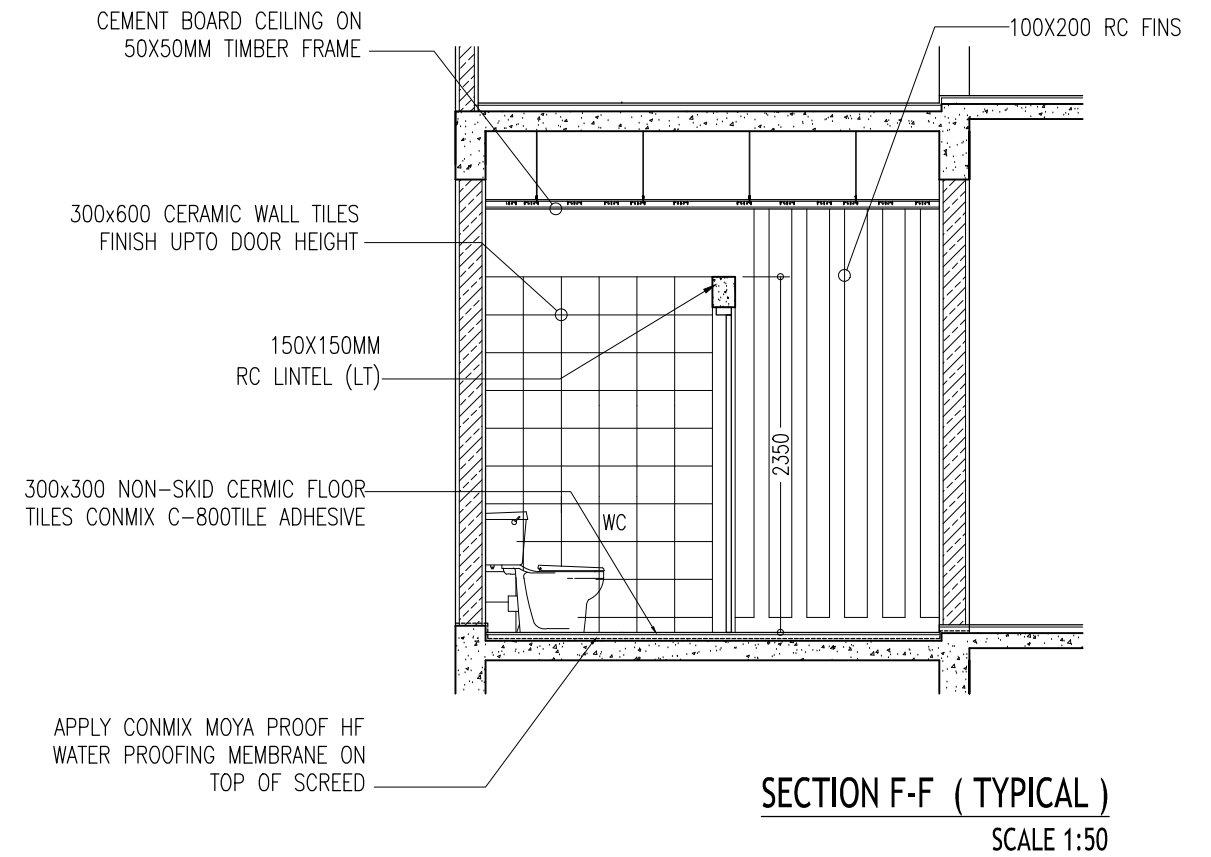
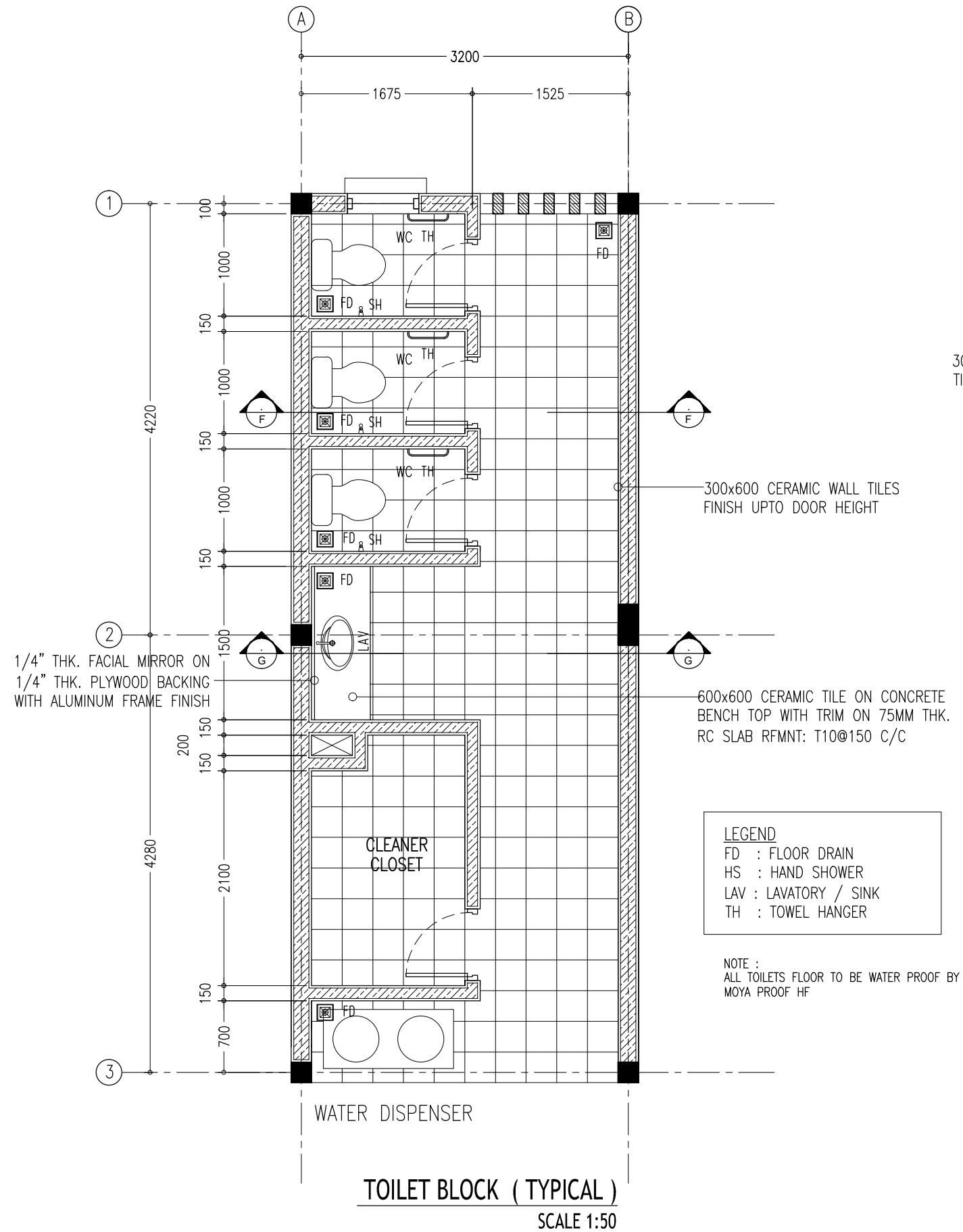
REVISION:  
\_\_\_\_\_  
\_\_\_\_\_  
\_\_\_\_\_  
\_\_\_\_\_

ARCHITECT: MOHAMED HAMEEN  
ENGINEER: MOHAMED AHSAN  
SERVICES ENG:  
ESTIMATOR:  
DRAWN BY: ASFAN AHMED

PROJECT: IFTHITHAAH SCHOOL  
LOCATION: LH.NAIFARU  
DRAWING TITLE: AS GIVEN  
CLIENT: MINISTRY OF EDUCATION  
SCALE: AS GIVEN  
DIMENSION: MM  
DATE: SEPTEMBER 2015

**A-15**  
DWG NO  
PROJECT NO.: 15-041

CONCEPT AND DESIGN IN THIS DRAWING ARE THE PROPERTIES OF ARCHENG STUDIO PVT LTD. UNAUTHORIZED USE OR REPRODUCTION OF PART OF THE DESIGN, DRAWINGS OR CONCEPT TO USE IN OTHER PROJECTS OR SITES OTHER THAN SPECIFIED ON THIS DRAWING IS PROHIBITED

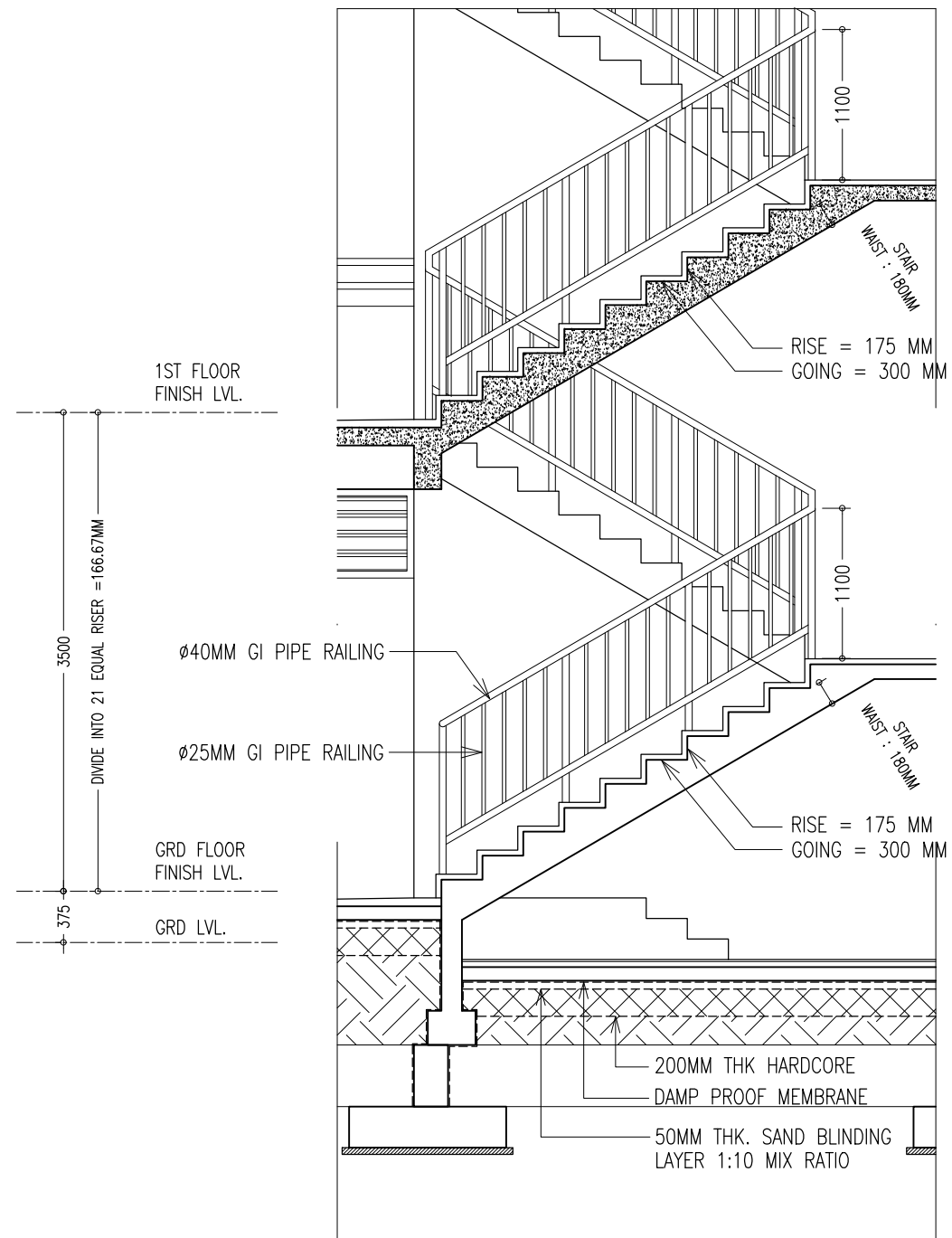


CONTRACTORS MUST  
CHECK ALL  
DIMENSIONS ON SITE  
BEFORE STARTING  
ANY WORK OR SHOP  
DRAWINGS. FIGURED  
DIMENSIONS TO TAKE  
PRECEDENCE OVER  
SCALE READINGS

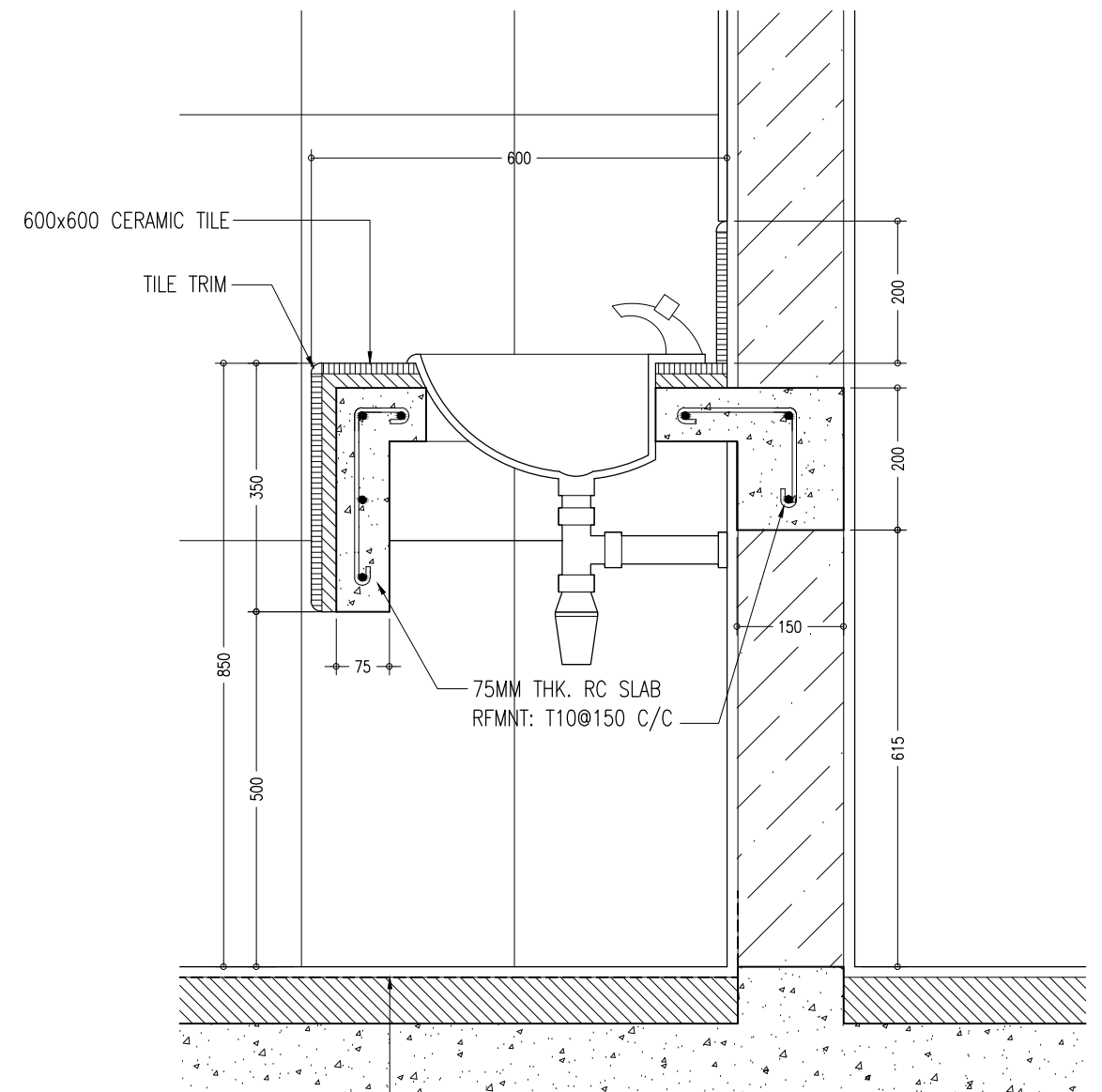
**ArchEng**  
studio  
Ma Fiyajahaage, 1st floor, Male', Republic of Maldives  
admin@archeng.biz

REVISION:	ARCHITECT: MOHAMED HAMEEN	PROJECT: IF THIRIYAN SCHOOL	A-16
	ENGINEER: MOHAMED AHSAN	LOCATION: LH.NAIFARU	
	SERVICES ENG:	DRAWING TITLE: AS GIVEN	
	ESTIMATOR:	CLIENT: MINISTRY OF EDUCATION	
	DRAWN BY: ASFAN AHMED	SCALE: AS GIVEN	
CONCEPT AND DESIGN IN THIS DRAWING ARE THE PROPERTIES OF ARCHENG STUDIO PVT LTD. UNAUTHORIZED USE OR REPRODUCTION OF PART OF THE DESIGN, DRAWINGS OR CONCEPT TO USE IN OTHER PROJECTS OR SITES OTHER THAN SPECIFIED ON THIS DRAWING IS PROHIBITED			DWG NO
			PROJECT NO.: 15-041





**TYPICAL STAIR SECTION DETAILS**  
SCALE 1:20



APPLY CONMIX MOYA PROOF HF  
WATER PROOFING MEMBRANE ON  
TOP OF SCREED

**SECTION DETAILS G**  
SCALE 1:10

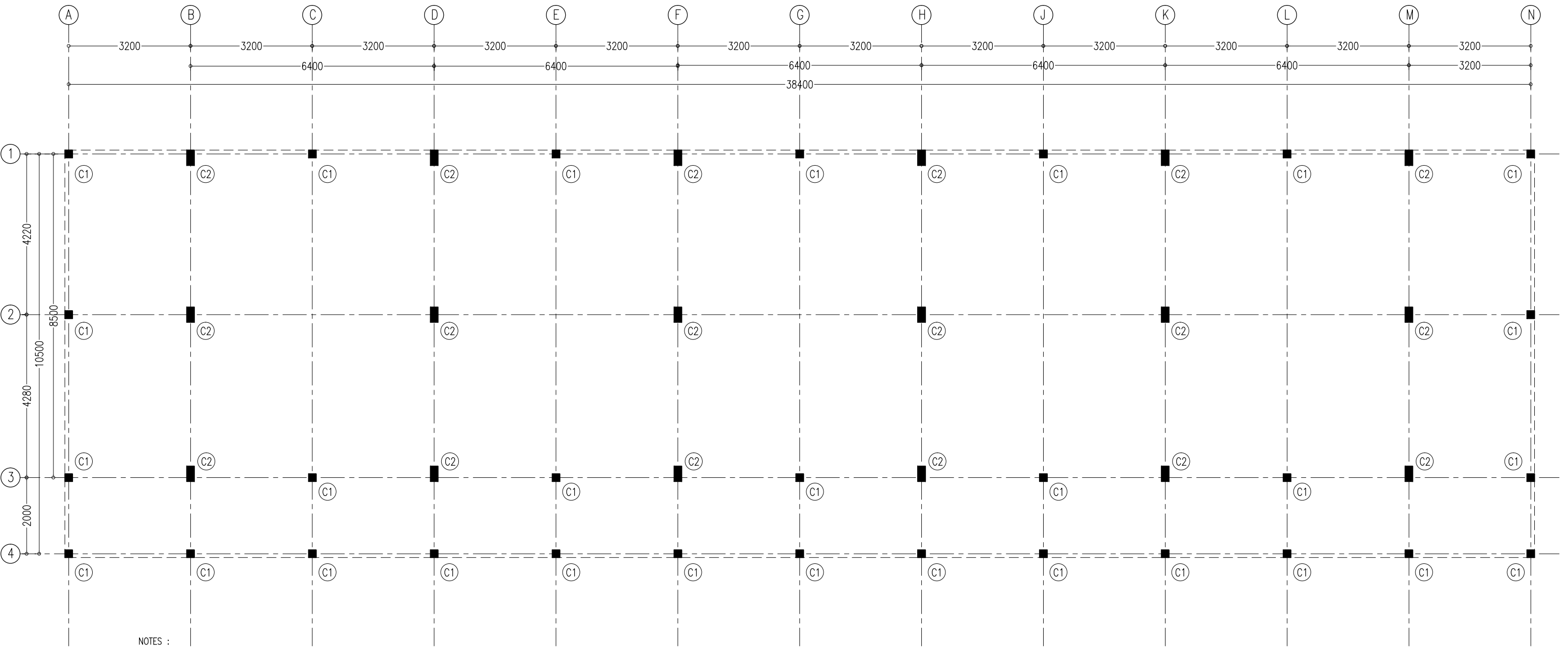
CONTRACTORS MUST  
CHECK ALL  
DIMENSIONS ON SITE  
BEFORE STARTING  
ANY WORK OR SHOP  
DRAWINGS. FIGURED  
DIMENSIONS TO TAKE  
PRECEDENCE OVER  
SCALE READINGS

**ArchEng**  
studio

Ma Fiyajahaage, 1st floor, Male', Republic of Maldives  
admin@archeng.biz

REVISION:	ARCHITECT: MOHAMED HAMEEN	PROJECT: IFTHITHAAH SCHOOL	<b>A-17</b>
	ENGINEER: MOHAMED AHSAN	LOCATION: LH.NAIFARU	
	SERVICES ENG:	DRAWING TITLE: AS GIVEN	
	ESTIMATOR:	CLIENT: MINISTRY OF EDUCATION	
	DRAWN BY: ASFAN AHMED	SCALE: AS GIVEN	DWG NO
		DIMENSION: MM	PROJECT NO.: 15-041
		DATE: SEPTEMBER 2015	

CONCEPT AND DESIGN IN THIS DRAWING ARE THE PROPERTIES OF ARCHENG STUDIO PVT LTD. UNAUTHORIZED USE OR REPRODUCTION OF PART OF THE DESIGN DRAWINGS OR CONCEPT TO USE IN OTHER PROJECTS OR SITES OTHER THAN SPECIFIED ON THIS DRAWING IS PROHIBITED



- NOTES :
- COVER TO FOUNDATION: 50MM
  - COVER TO BEAMS : 50MM
  - COVER TO COLUMNS : 40MM
  - CONCRETE MIX : 1:2:3 UNLESS STATED
  - ADD CONMIX MEGA FLOW P TO ALL SUPER STRUCTURE CONCRETE.
  - ADD CONMIX MEGA ADD WL3 TO ALL SUBSTRUCTURE CONCRETE.
  - APPY 2 COATS OF CONMIX MOYA SHIELD RBE TO ALL STRUCTURE CONCRETE BELOW GROUND LEVEL.

COLUMN SETTING LAYOUT PLAN  
SCALE 1:100

CONTRACTORS MUST  
CHECK ALL  
DIMENSIONS ON SITE  
BEFORE STARTING  
ANY WORK OR SHOP  
DRAWINGS FIGURED  
DIMENSIONS TO TAKE  
PRECEDENCE OVER  
SCALE READINGS



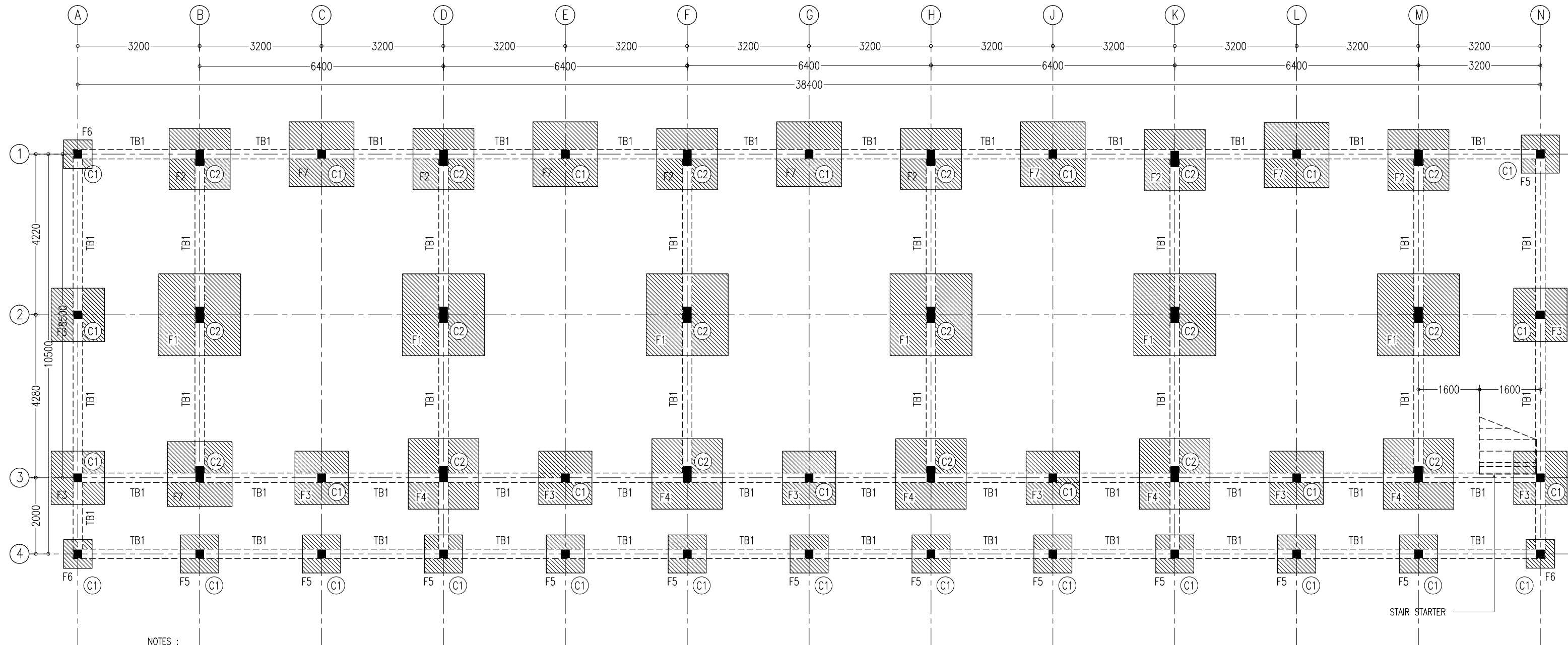
REVISION:	

ARCHITECT:	MOHAMED HAMEEN
ENGINEER:	MOHAMED AHSAN
SERVICES ENG:	
ESTIMATOR:	
DRAWN BY:	ASFAN AHMED

PROJECT:	IFTHITHAAH SCHOOL		
LOCATION:	LH.NAIFARU		
DRAWING TITLE:	AS GIVEN		
CLIENT:	MINISTRY OF EDUCATION		
SCALE:	AS GIVEN	DIMENSION:	MM
		DATE:	SEPTEMBER 2015

S-00	DWG NO
	PROJECT NO.: 15-041

CONCEPT AND DESIGN IN THIS DRAWING ARE THE PROPERTIES OF ARCHENG STUDIO PVT LTD. UNAUTHORIZED USE OR REPRODUCTION OF PART OF THE DESIGN,DRAWINGS OR CONCEPT TO USE IN OTHER PROJECTS OR SITES OTHER THAN SPECIFIED ON THIS DRAWING IS PROHIBITED



NOTES :

- COVER TO FOUNDATION: 50MM
- COVER TO BEAMS : 50MM
- COVER TO COLUMNS : 40MM
- CONCRETE MIX : 1:2:3  
UNLESS STATED
- ADD CONMIX MEGA FLOW P TO ALL SUPER STRUCTURE CONCRETE.
- ADD CONMIX MEGA ADD WL3 TO ALL SUBSTRUCTURE CONCRETE.
- APPY 2 COATS OF CONMIX MOYA SHIELD RBE TO ALL STRUCTURE CONCRETE  
BELOW GROUND LEVEL.

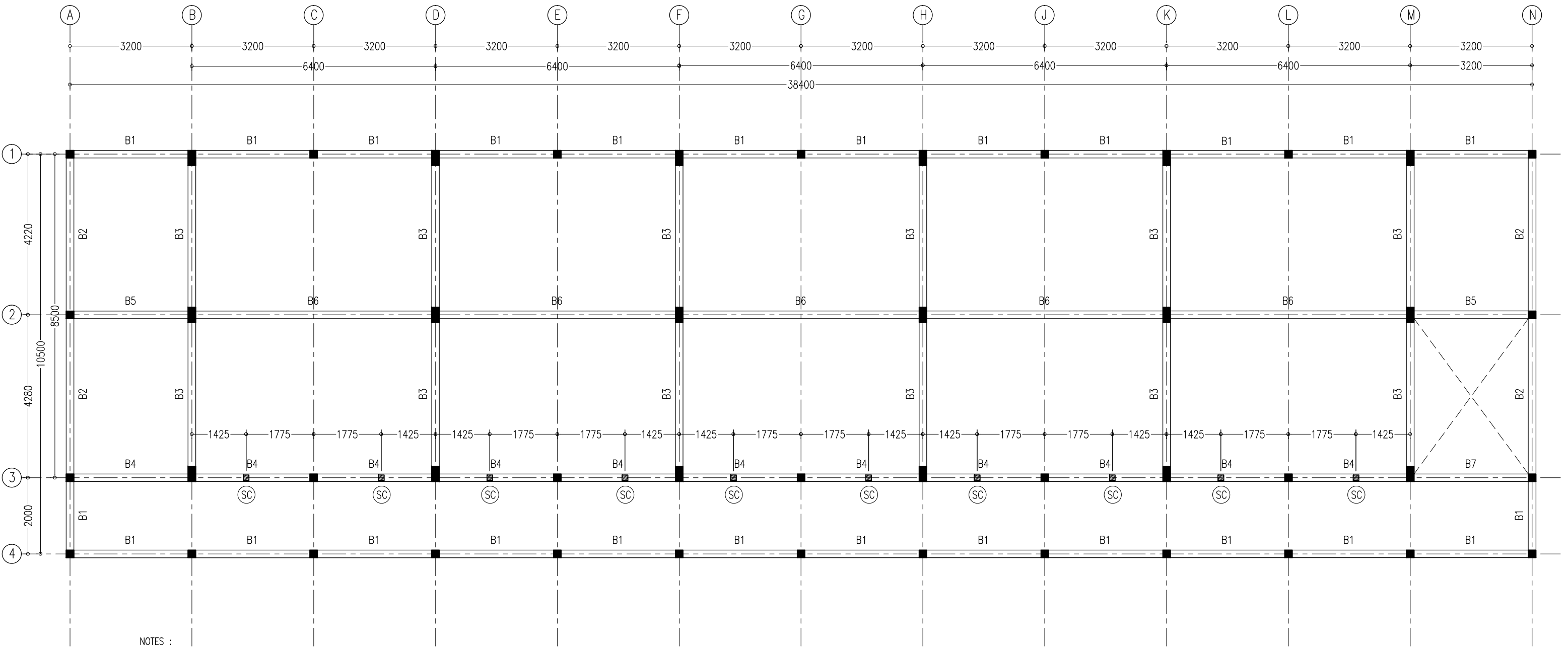
FOUNDATION LAYOUT PLAN  
SCALE 1:100

CONTRACTORS MUST  
CHECK ALL  
DIMENSIONS ON SITE  
BEFORE STARTING  
ANY WORK OR SHOP  
DRAWINGS.FIGURED  
DIMENSIONS TO TAKE  
PRECEDENCE OVER  
SCALE READINGS



REVISION:	ARCHITECT: MOHAMED HAMEEN		PROJECT: IFTHITHAAH SCHOOL	
	ENGINEER: MOHAMED AHSAN		LOCATION: LH.NAIFARU	
	SERVICES ENG:		DRAWING TITLE: AS GIVEN	
	ESTIMATOR:		CLIENT: MINISTRY OF EDUCATION	
DRAWN BY: ASFAN AHMED		SCALE: AS GIVEN	DIMENSION: MM	DATE: SEPTEMBER 2015
CONCEPT AND DESIGN IN THIS DRAWING ARE THE PROPERTIES OF ARCHENG STUDIO PVT LTD. UNAUTHORIZED USE OR REPRODUCTION OF PART OF THE DESIGN,DRAWINGS OR CONCEPT TO USE IN OTHER PROJECTS OR SITES OTHER THAN SPECIFIED ON THIS DRAWING IS PROHIBITED				DWG NO PROJECT NO.: 15-041

S-00



NOTES :

- SLAB THICKNESS : 150MM  
ACCPET WHERE STATED
- SLAB BOTTOM COVER: 30MM
- SLAB TOP COVER: 25MM
- COVER TO BEAMS : 35MM
- COVER TO COLUMNS : 40MM
- CONCRETE MIX : 1:2:3  
UNLESS STATED
- ADD CONMIX MEGAFLOW MP TO ALL EXTERNAL PLASTER &  
FOR WET AREA PLASTER
- ADD CONMIX MEGA FLOW P TO ALL SUPER STRUCTURE CONCRETE.

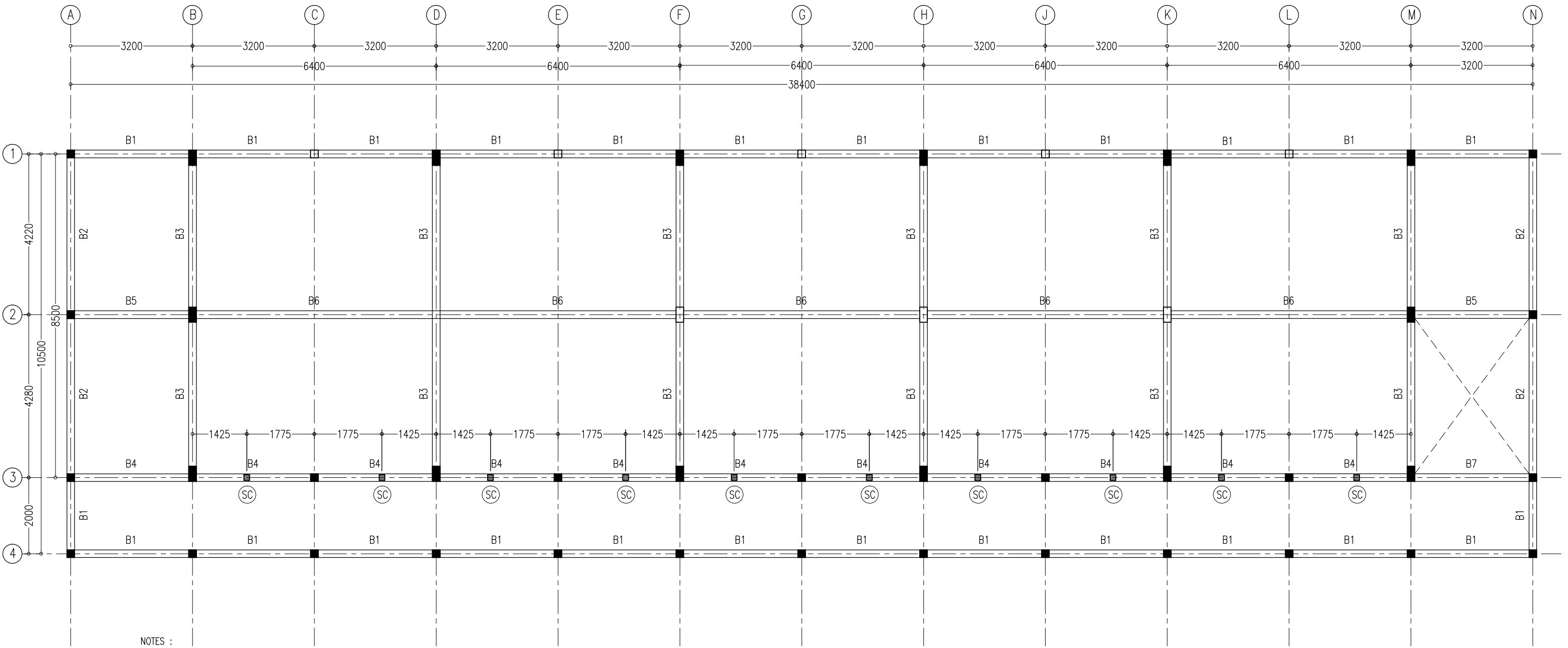
1ST FLOOR SLAB BEAM LAYOUT PLAN

SCALE 1:100

CONTRACTORS MUST  
CHECK ALL  
DIMENSIONS ON SITE  
BEFORE STARTING  
ANY WORK OR SHOP  
DRAWINGS.FIGURED  
DIMENSIONS TO TAKE  
PRECEDENCE OVER  
SCALE READINGS



REVISION:	ARCHITECT:	MOHAMED HAMEEN	PROJECT:	IFTHITHAAH SCHOOL			S-00	
	ENGINEER:	MOHAMED AHSAN	LOCATION:	LH.NAIFARU				
	SERVICES ENG:		DRAWING TITLE:	AS GIVEN				
	ESTIMATOR:		CLIENT:	MINISTRY OF EDUCATION				
	DRAWN BY:	ASFAN AHMED	SCALE: AS GIVEN	DIMENSION: MM	DATE: SEPTEMBER 2015			DWG NO
CONCEPT AND DESIGN IN THIS DRAWING ARE THE PROPERTIES OF ARCHENG STUDIO PVT LTD. UNAUTHORIZED USE OR REPRODUCTION OF PART OF THE DESIGN,DRAWINGS OR CONCEPT TO USE IN OTHER PROJECTS OR SITES OTHER THAN SPECIFIED ON THIS DRAWING IS PROHIBITED								PROJECT NO.: 15-041



- NOTES :
- SLAB THICKNESS : 150MM  
ACCPET WHERE STATED
  - SLAB BOTTOM COVER: 30MM
  - SLAB TOP COVER: 25MM
  - COVER TO BEAMS : 35MM
  - COVER TO COLUMNS : 40MM
  - CONCRETE MIX : 1:2:3  
UNLESS STATED
  - ADD CONMIX MEGAFLW MP TO ALL EXTERNAL PLASTER &  
FOR WET AREA PLASTER
  - ADD CONMIX MEGA FLOW P TO ALL SUPER STRUCTURE CONCRETE.

2ND FLOOR SLAB BEAM LAYOUT PLAN  
SCALE 1:100

CONTRACTORS MUST  
CHECK ALL  
DIMENSIONS ON SITE  
BEFORE STARTING  
ANY WORK OR SHOP  
DRAWINGS FIGURED  
DIMENSIONS TO TAKE  
PRECEDENCE OVER  
SCALE READINGS

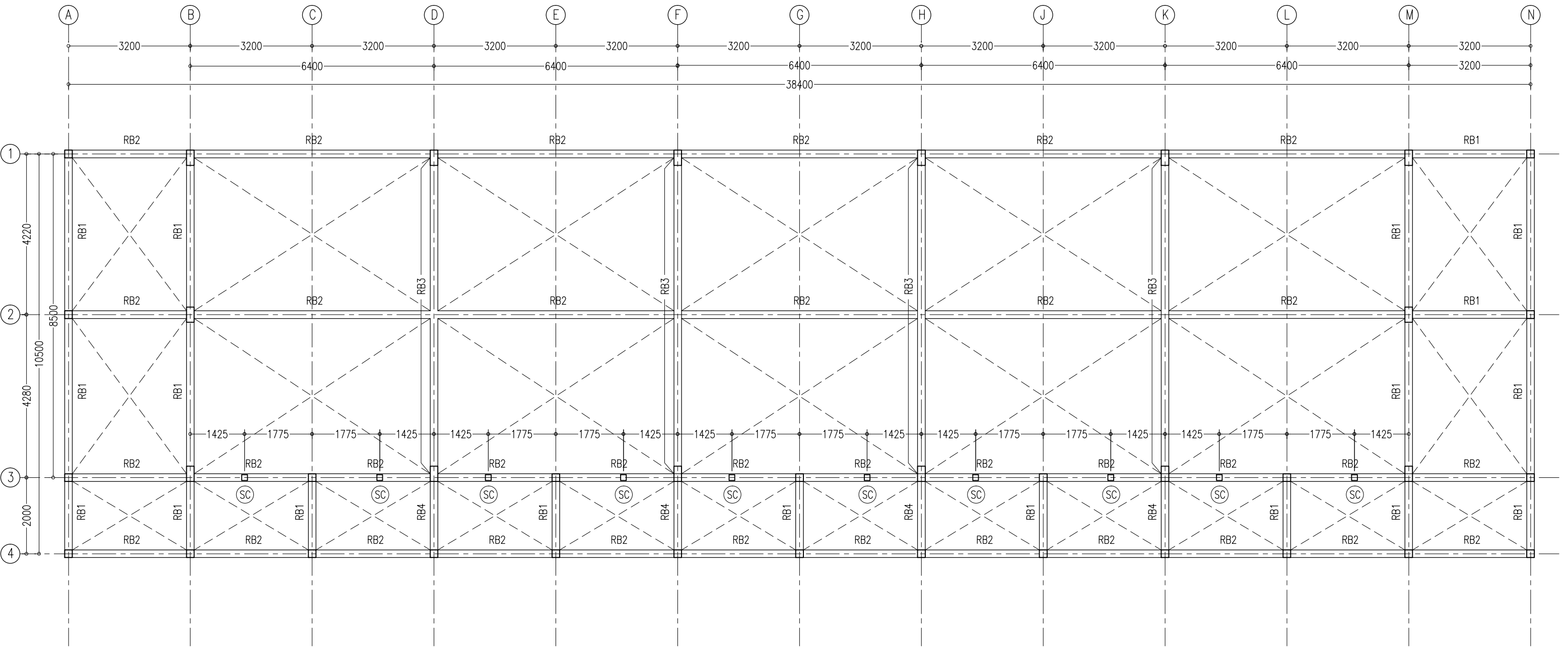


REVISION:	

ARCHITECT:	MOHAMED HAMEEN
ENGINEER:	MOHAMED AHSAN
SERVICES ENG:	
ESTIMATOR:	
DRAWN BY:	ASFAN AHMED

PROJECT:	IFTHITHAAH SCHOOL		
LOCATION:	LH.NAIFARU		
DRAWING TITLE:	AS GIVEN		
CLIENT:	MINISTRY OF EDUCATION		
SCALE: AS GIVEN	DIMENSION: MM	DATE: SEPTEMBER 2015	

S-00	DWG NO
	PROJECT NO.: 15-041



ROOF BEAM LAYOUT PLAN  
SCALE 1:100

CONTRACTORS MUST  
CHECK ALL  
DIMENSIONS ON SITE  
BEFORE STARTING  
ANY WORK OR SHOP  
DRAWINGS. FIGURED  
DIMENSIONS TO TAKE  
PRECEDENCE OVER  
SCALE READINGS



REVISION:

ARCHITECT:	MOHAMED HAMEEN
ENGINEER:	MOHAMED AHSAN
SERVICES ENG:	
ESTIMATOR:	
DRAWN BY:	ASFAN AHMED

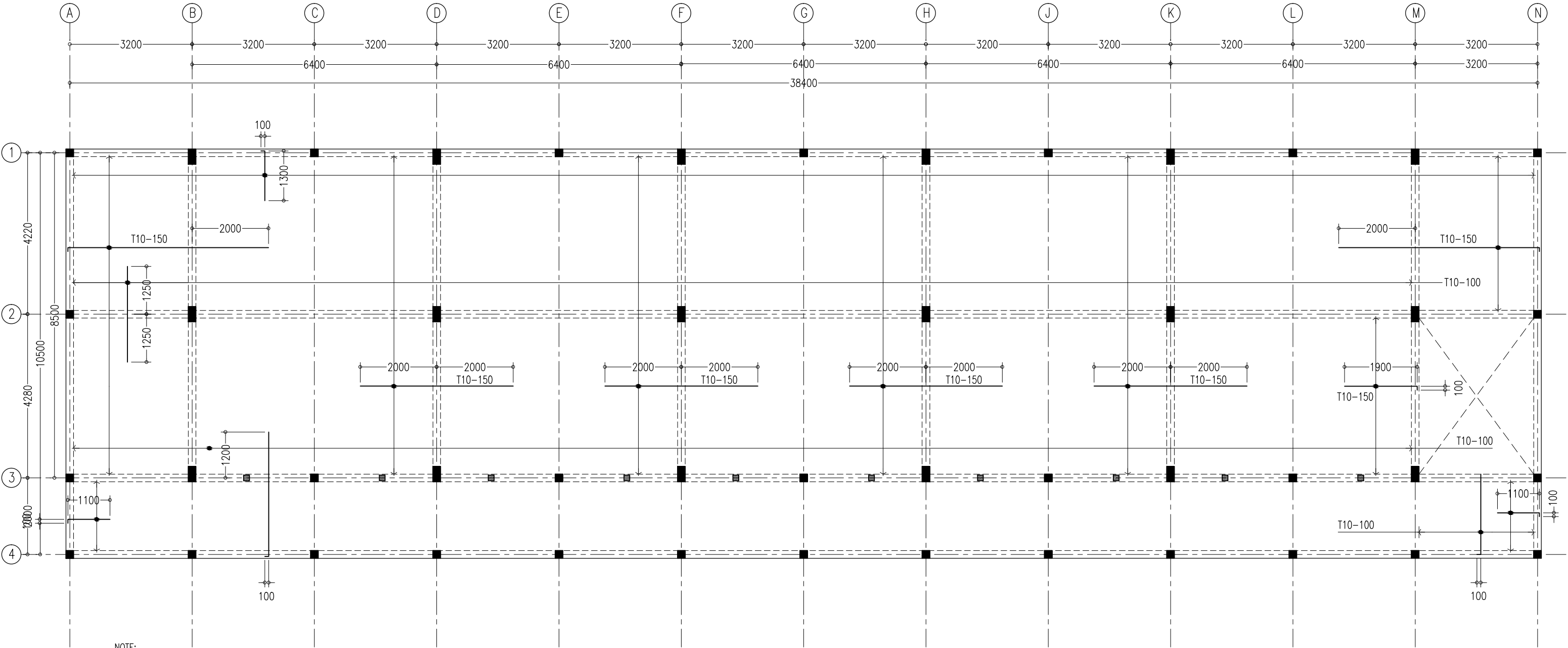
PROJECT:	IFTHITHAAH SCHOOL		
LOCATION:	LH.NAIFARU		
DRAWING TITLE:	AS GIVEN		
CLIENT:	MINISTRY OF EDUCATION		
SCALE:	AS GIVEN	DIMENSION:	MM
DATE:	SEPTEMBER 2015		

S-00

DWG NO

PROJECT NO.: 15-041

CONCEPT AND DESIGN IN THIS DRAWING ARE THE PROPERTIES OF ARCHENG STUDIO PVT LTD. UNAUTHORIZED USE OR REPRODUCTION OF PART OF THE DESIGN, DRAWINGS OR CONCEPT TO USE IN OTHER PROJECTS OR SITES OTHER THAN SPECIFIED ON THIS DRAWING IS PROHIBITED



NOTE:

- \*SLAB THICKNESS: 150MM
- \*SLAB BOTTOM COVER: 30MM
- \*SLAB TOP COVER: 25MM
- \*SLAB TOP MAIN REINFORCEMENT : T10-150MM C/C AS SHOWN (UNLESS STATED OTHERWISE)
- \*SLAB BOTTOM REINFORCEMENT : T10-150MM BW C/C (THROUGHOUT) NOT SHOWN
- \*CURTAIL REBARS OVER OPENINGS
- \*PROVIDE EXTRA ADDITIONAL REINFORCEMENT AS SPECIFIED
- \*TOP DISTRIBUTION REINFORCEMENT : T10@300 BW C/C

\*TYPICAL TOP REBAR

EXTRA 100

INTO BEAM

SPECIFIED LENGTH

\*FCU=25N/MM2

\*ADD CONMIX MegaFlow P TO ALL SUPER STRUCTURE CONCRETE

1ST FLOOR SLAB RFMNT LAYOUT PLAN

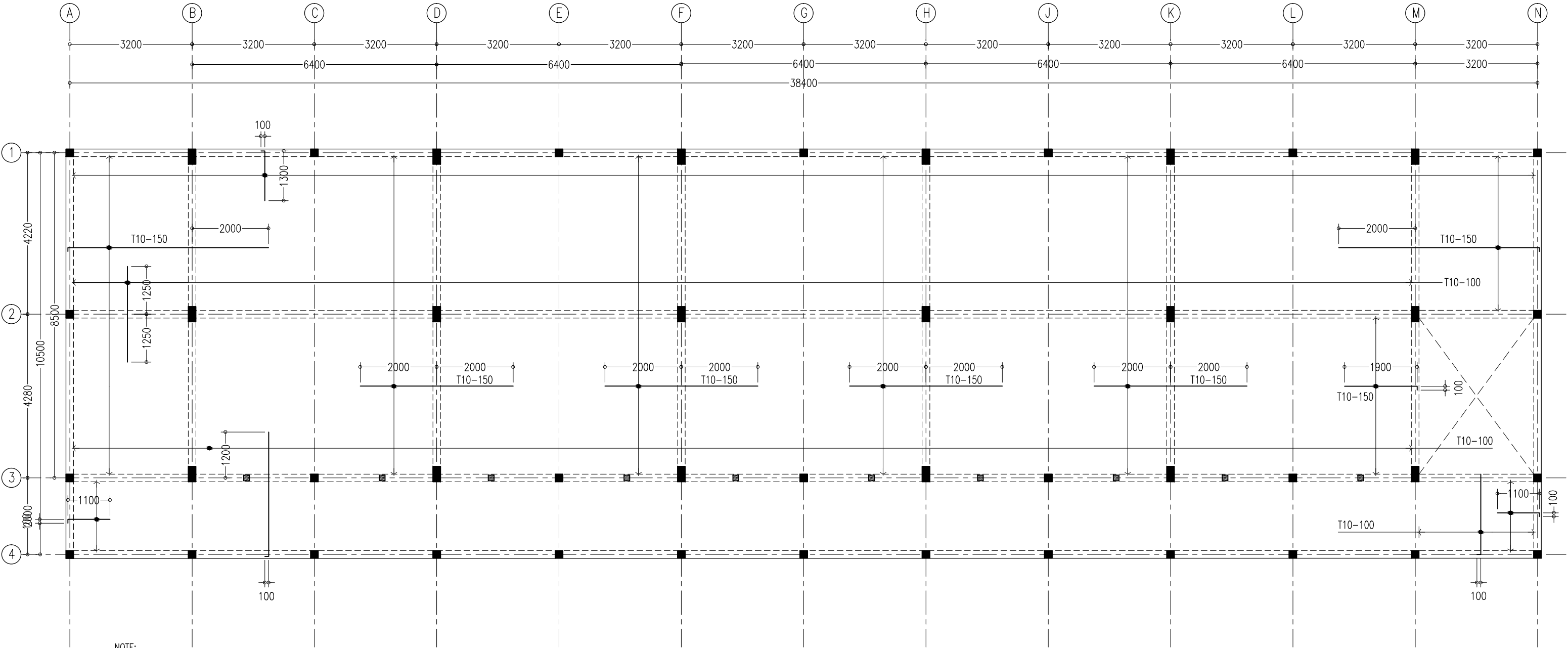
SCALE 1:100

CONTRACTORS MUST CHECK ALL DIMENSIONS ON SITE BEFORE STARTING ANY WORK OR SHOP DRAWINGS. FIGURED DIMENSIONS TO TAKE PRECEDENCE OVER SCALE READINGS



REVISION:	ARCHITECT:	MOHAMED HAMEEN	PROJECT:			IFTHITHAAH SCHOOL	S-00	
	ENGINEER:	MOHAMED AHSAN	LOCATION:			LH.NAIFARU		
	SERVICES ENG:		DRAWING TITLE:			AS GIVEN		
	ESTIMATOR:		CLIENT:			MINISTRY OF EDUCATION		
	DRAWN BY:	ASFAN AHMED	SCALE:	AS GIVEN	DIMENSION:	MM		DATE:
								DWG NO
								PROJECT NO.: 15-041

CONCEPT AND DESIGN IN THIS DRAWING ARE THE PROPERTIES OF ARCHENG STUDIO PVT LTD. UNAUTHORIZED USE OR REPRODUCTION OF PART OF THE DESIGN, DRAWINGS OR CONCEPT TO USE IN OTHER PROJECTS OR SITES OTHER THAN SPECIFIED ON THIS DRAWING IS PROHIBITED



NOTE:

- \*SLAB THICKNESS: 150MM
- \*SLAB BOTTOM COVER: 30MM
- \*SLAB TOP COVER: 25MM
- \*SLAB TOP MAIN REINFORCEMENT : T10-150MM C/C AS SHOWN (UNLESS STATED OTHERWISE)
- \*SLAB BOTTOM REINFORCEMENT : T10-150MM BW C/C (THROUGHOUT) NOT SHOWN
- \*CURTAIL REBARS OVER OPENINGS
- \*PROVIDE EXTRA ADDITIONAL REINFORCEMENT AS SPECIFIED
- \*TOP DISTRIBUTION REINFORCEMENT : T10@300 BW C/C

\*TYPICAL TOP REBAR

EXTRA 100

INTO BEAM

SPECIFIED LENGTH

\*FCU=25N/MM2

\*ADD CONMIX MegaFlow P TO ALL SUPER STRUCTURE CONCRETE

1ST FLOOR SLAB RFMNT LAYOUT PLAN

SCALE 1:100

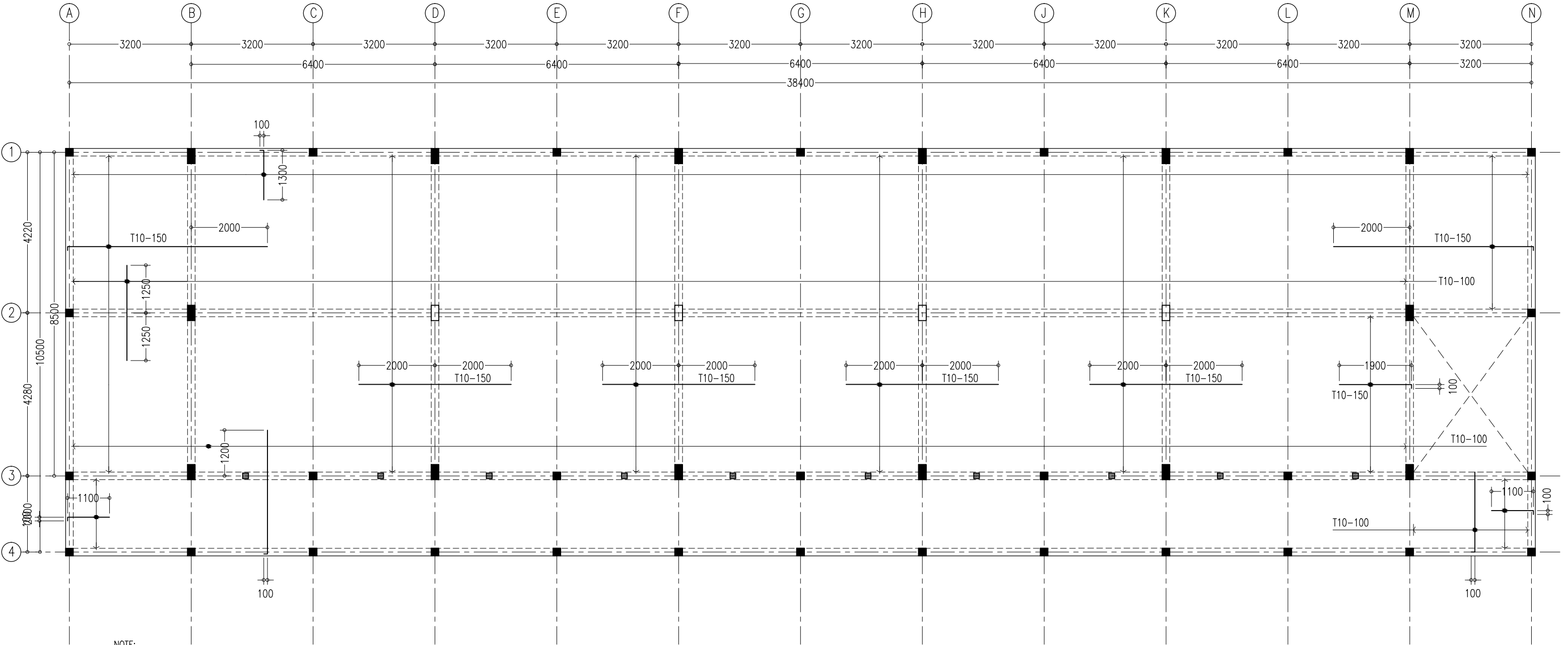
CONTRACTORS MUST CHECK ALL DIMENSIONS ON SITE BEFORE STARTING ANY WORK OR SHOP DRAWINGS. FIGURED DIMENSIONS TO TAKE PRECEDENCE OVER SCALE READINGS



REVISION:	ARCHITECT:	MOHAMED HAMEEN	PROJECT:			IFTHITHAAH SCHOOL	S-00	
	ENGINEER:	MOHAMED AHSAN	LOCATION:			LH.NAIFARU		
	SERVICES ENG:		DRAWING TITLE:			AS GIVEN		
	ESTIMATOR:		CLIENT:			MINISTRY OF EDUCATION		
	DRAWN BY:	ASFAN AHMED	SCALE:	AS GIVEN	DIMENSION:	MM		DATE:
								DWG NO
								PROJECT NO.: 15-041

CONCEPT AND DESIGN IN THIS DRAWING ARE THE PROPERTIES OF ARCHENG STUDIO PVT LTD. UNAUTHORIZED USE OR REPRODUCTION OF PART OF THE DESIGN, DRAWINGS OR CONCEPT TO USE IN OTHER PROJECTS OR SITES OTHER THAN SPECIFIED ON THIS DRAWING IS PROHIBITED





NOTE:

\*SLAB THICKNESS: 150MM

\*SLAB BOTTOM COVER: 30MM

\*SLAB TOP COVER: 25MM

\*SLAB TOP MAIN REINFORCEMENT : T10-150MM C/C  
AS SHOWN (UNLESS STATED OTHERWISE)

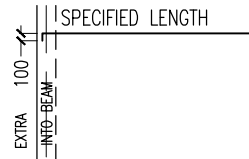
\*SLAB BOTTOM REINFORCEMENT : T10-150MM BW C/C  
(THROUGHOUT) NOT SHOWN

\*CURTAIL REBARS OVER OPENINGS

\*PROVIDE EXTRA ADDITIONAL REINFORCEMENT  
AS SPECIFIED

\*TOP DISTRIBUTION REINFORCEMENT : T10@300 BW C/C

\*TYPICAL TOP REBAR



\*FCU=25N/MM2

\*ADD CONMIX MegaFlow P TO ALL SUPER  
STRUCTURE CONCRETE

## 2ND FLOOR SLAB RFMNT LAYOUT PLAN

SCALE 1:100

CONTRACTORS MUST  
CHECK ALL  
DIMENSIONS ON SITE  
BEFORE STARTING  
ANY WORK OR SHOP  
DRAWINGS, FIGURED  
DIMENSIONS TO TAKE  
PRECEDENCE OVER  
SCALE READINGS

**ArchEng**  
s t u d i o  
Ma Fiyajahaage, 1st floor, Male', Republic of Maldives  
admin@archeng.biz

REVISION:  
\_\_\_\_\_  
\_\_\_\_\_  
\_\_\_\_\_  
\_\_\_\_\_

ARCHITECT: MOHAMED HAMEEN  
ENGINEER: MOHAMED AHSAN  
SERVICES ENG:  
ESTIMATOR:  
DRAWN BY: ASFAN AHMED

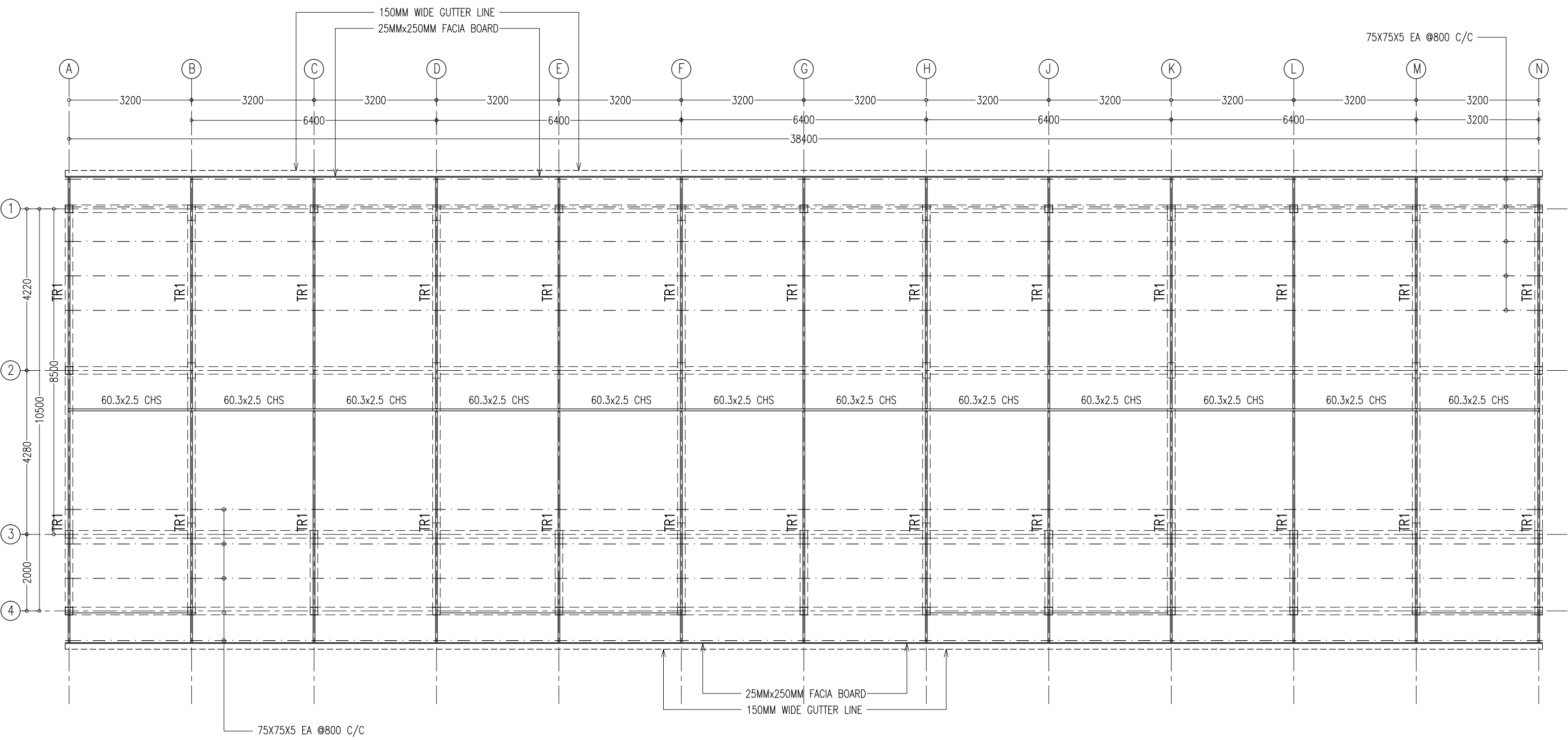
PROJECT: IFTHITHAAH SCHOOL  
LOCATION: LH.NAIFARU  
DRAWING TITLE: AS GIVEN  
CLIENT: MINISTRY OF EDUCATION  
SCALE: AS GIVEN DIMENSION: MM DATE: SEPTEMBER 2015

**S-00**

DWG NO

PROJECT NO.: 15-041

CONCEPT AND DESIGN IN THIS DRAWING ARE THE PROPERTIES OF ARCHENG STUDIO PVT LTD. UNAUTHORIZED USE OR REPRODUCTION OF PART OF THE DESIGN, DRAWINGS OR CONCEPT TO USE IN OTHER PROJECTS OR SITES OTHER THAN SPECIFIED ON THIS DRAWING IS PROHIBITED



ROOF STRUCTURE LAYOUT PLAN  
SCALE 1:100

CONTRACTORS MUST  
CHECK ALL  
DIMENSIONS ON SITE  
BEFORE STARTING  
ANY WORK OR SHOP  
DRAWINGS. FIGURED  
DIMENSIONS TO TAKE  
PRECEDENCE OVER  
SCALE READINGS



REVISION:

ARCHITECT:	MOHAMED HAMEEN
ENGINEER:	MOHAMED AHSAN
SERVICES ENG:	
ESTIMATOR:	
DRAWN BY:	ASFAN AHMED

PROJECT:	IFTHITHAAH SCHOOL		
LOCATION:	LH.NAIFARU		
DRAWING TITLE:	AS GIVEN		
CLIENT:	MINISTRY OF EDUCATION		
SCALE: AS GIVEN	DIMENSION: MM	DATE: SEPTEMBER 2015	

S-00

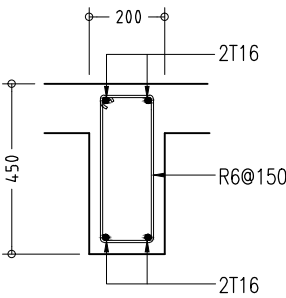
DWG NO  
PROJECT NO.: 15-041

	FOOTING	LENGTH/mm	WIDTH/mm	DEPTH/mm	REINFORCEMENT
	F1	2150	2150	350	T16@150mm C/C BW BOTTOM
	F2	1600	1600	350	T12@150mm C/C BW BOTTOM
	F3	1400	1400	350	T12@150mm C/C BW BOTTOM
	F4	1850	1850	350	T12@150mm C/C BW BOTTOM
	F5	1000	1000	350	T12@150mm C/C BW BOTTOM
	F6	750	750	350	T12@150mm C/C BW BOTTOM
	F7	1700	1700	350	T12@150mm C/C BW BOTTOM

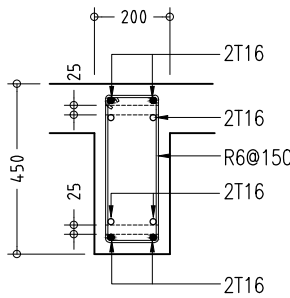
FOOTING DETAILS

FOUNDATION BEAM DETAILS

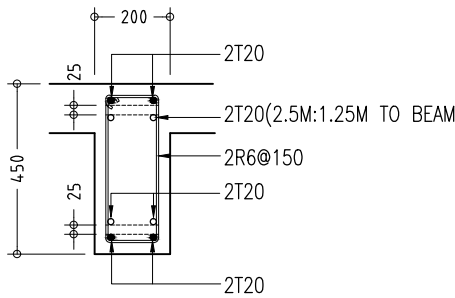
COLUMN DETAILS



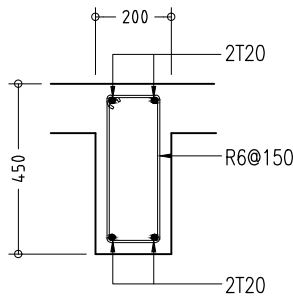
B1



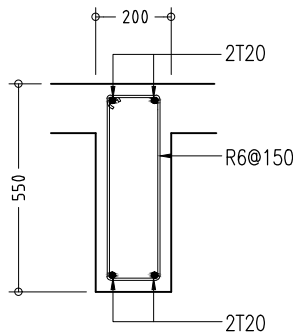
B2



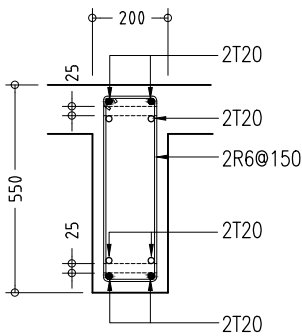
B3



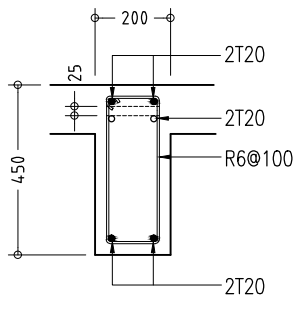
B4



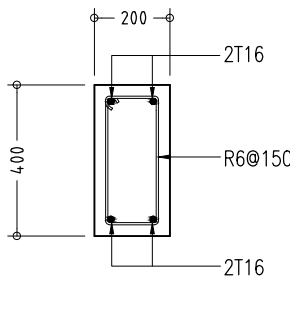
B5



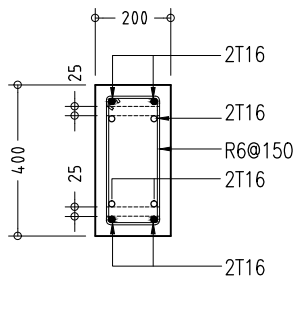
B6



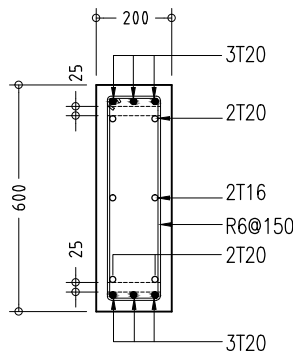
B7



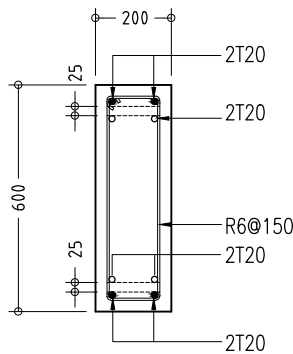
RB1



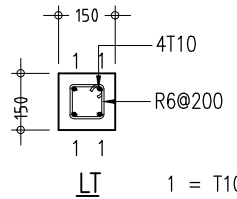
RB2



RB4



RB4



LINTELS OVER ALL DOORS, WINDOWS,  
(THAT DO NOT RISE TO ROOF BEAM LEVEL)  
STRUCTURAL OPENINGS IN WALLS

LINTEL/SILL BEAM DETAILS

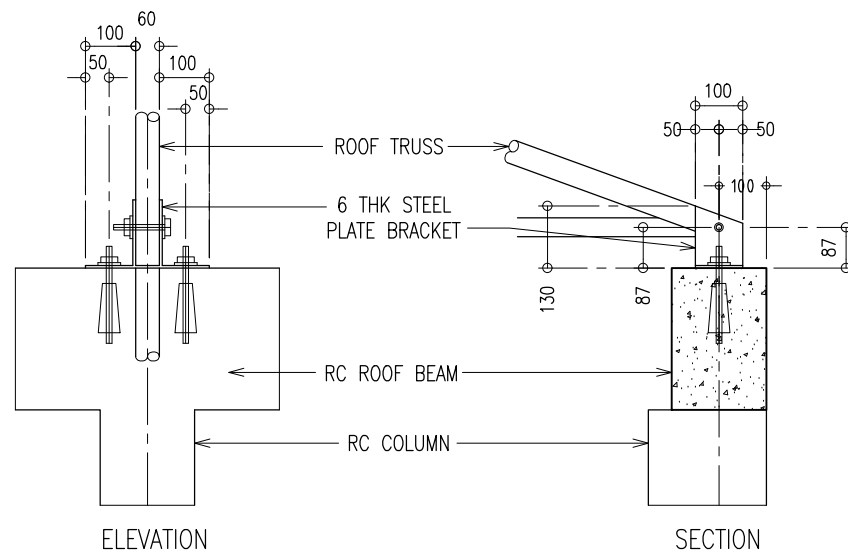
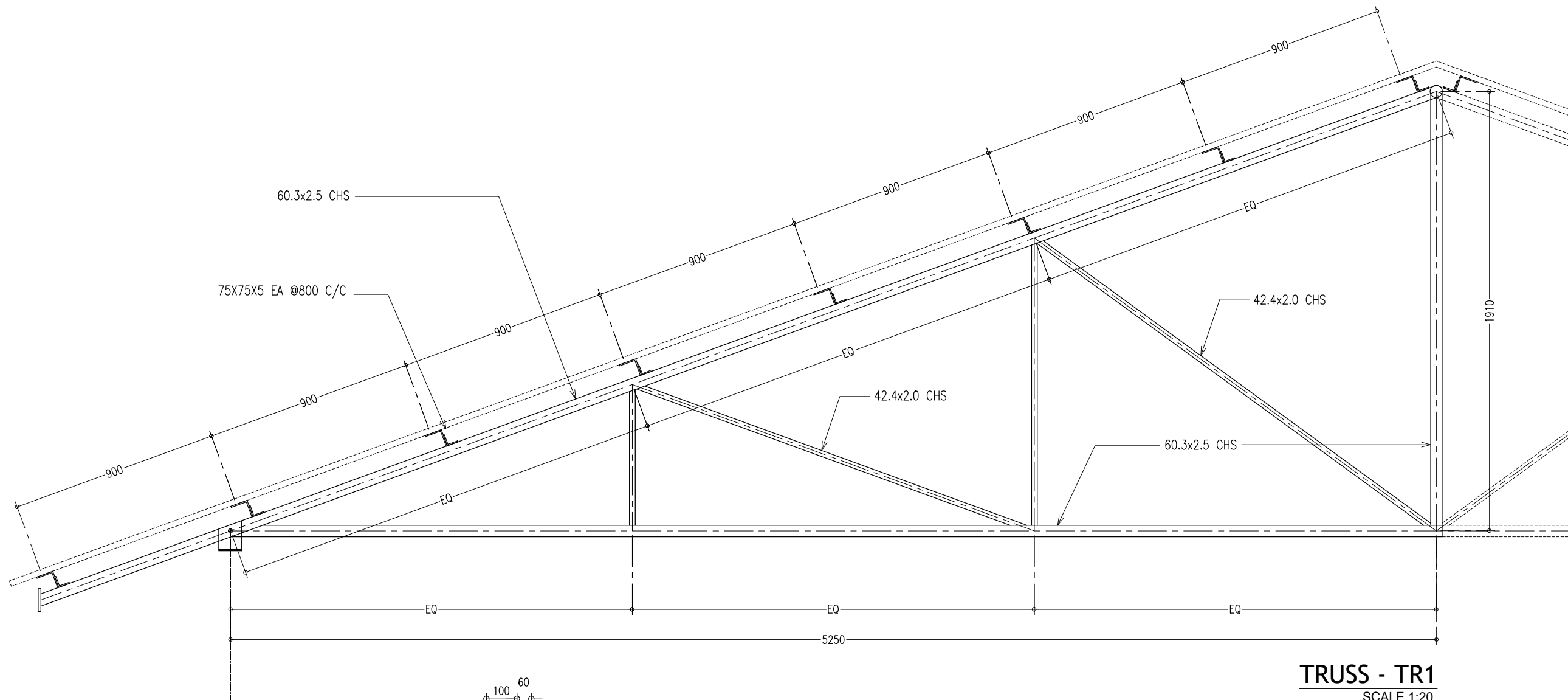
- NOTE :
- COVER TO BEAMS : 35MM
  - COVER TO COLUMNS : 40MM
  - CONCRETE MIX : 1:2:3  
UNLESS STATED
  - ADD CONMIX MEGA FLOW P TO ALL SUPER STRUCTURE CONCRETE.

CONTRACTORS MUST  
CHECK ALL  
DIMENSIONS ON SITE  
BEFORE STARTING  
ANY WORK OR SHOP  
DRAWINGS. FIGURED  
DIMENSIONS TO TAKE  
PRECEDENCE OVER  
SCALE READINGS

ArchEng  
studio  
Ma Fiyajahaage, 1st floor, Male' Republic of Maldives  
admin@archeng.biz

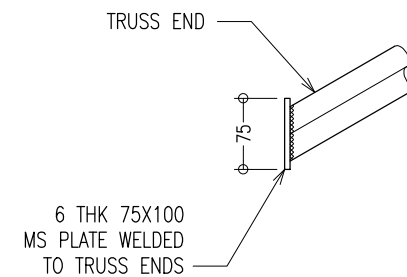
RC BEAM DETAILS

REVISION:	ARCHITECT: MOHAMED HAMEEN	PROJECT: IFTHITHAAH SCHOOL	S-00
	ENGINEER: MOHAMED AHSAN	LOCATION: LH.NAIFARU	
	SERVICES ENG:	DRAWING TITLE: AS GIVEN	
	ESTIMATOR:	CLIENT: MINISTRY OF EDUCATION	
	DRAWN BY: ASFAN AHMED	SCALE: AS GIVEN	
CONCEPT AND DESIGN IN THIS DRAWING ARE THE PROPERTIES OF ARCHENG STUDIO PVT LTD. UNAUTHORIZED USE OR REPRODUCTION OF PART OF THE DESIGN, DRAWINGS OR CONCEPT TO USE IN OTHER PROJECTS OR SITES OTHER THAN SPECIFIED ON THIS DRAWING IS PROHIBITED			DWG NO
			PROJECT NO.: 15-041



TYPICAL TRUSS FIXING DETAILS

SCALE : NTS



TYPICAL TRUSS END DETAILS

SCALE : NTS

CONTRACTORS MUST CHECK ALL DIMENSIONS ON SITE BEFORE STARTING ANY WORK OR SHOP DRAWINGS, FIGURED DIMENSIONS TO TAKE PRECEDENCE OVER SCALE READINGS

**ArchEng**  
studios

Ma Fiyajahaage, 1st floor, Male, Republic of Maldives  
admin@archeng.biz

REVISION:

ARCHITECT: MOHAMED HAMEEN

ENGINEER: MOHAMED AHSAN

SERVICES ENG:

ESTIMATOR:

DRAWN BY: ASFAN AHMED

PROJECT: IFTHITHAAH SCHOOL

LOCATION: LH.NAIFARU

DRAWING TITLE: AS GIVEN

CLIENT: MINISTRY OF EDUCATION

SCALE: AS GIVEN

DIMENSION: MM

DATE: SEPTEMBER 2015

S-00

DWG NO

PROJECT NO.: 15-041

CONCEPT AND DESIGN IN THIS DRAWING ARE THE PROPERTIES OF ARCHENG STUDIO PVT LTD. UNAUTHORIZED USE OR REPRODUCTION OF PART OF THE DESIGN, DRAWINGS OR CONCEPT TO USE IN OTHER PROJECTS OR SITES OTHER THAN SPECIFIED ON THIS DRAWING IS PROHIBITED

# **PROPOSED IFTITHAAH SCHOOL AT LH. NAIFARU**

**(3 STOREY)**

**ELECTRICAL DRAWINGS**

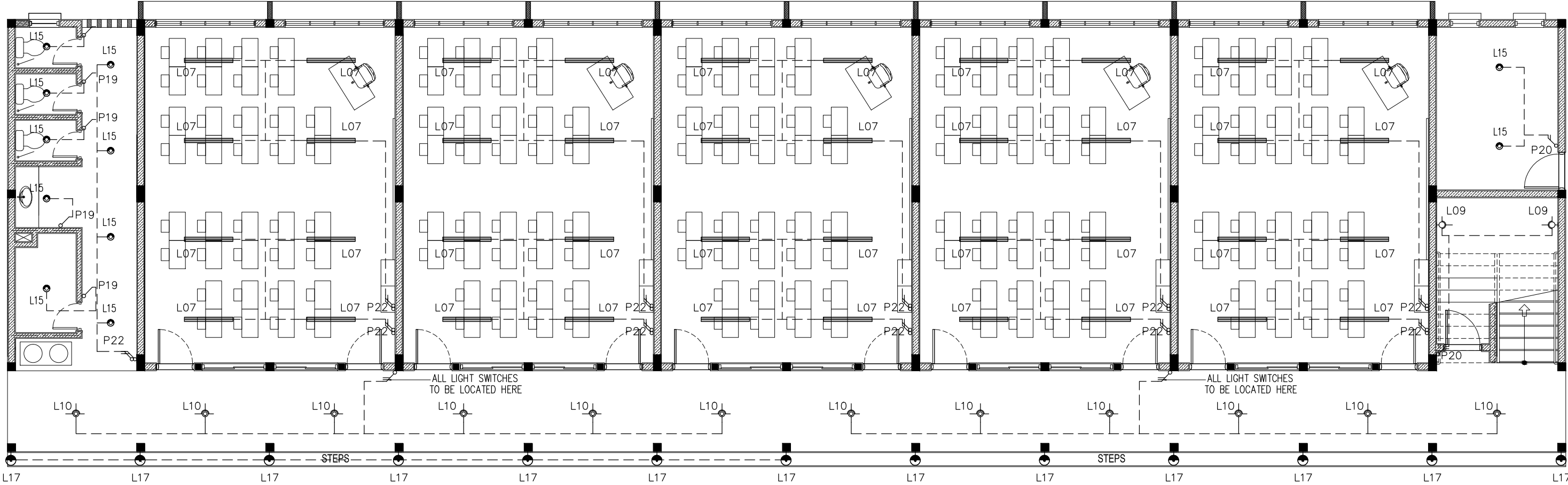
JULY 2015

CLIENT : MINISTRY OF EDUCATION

DESIGN BY

**ArchEng**  
**s t u d i o**

Ma Fiyajahaage, 1st floor, Male'. Republic of Maldives  
admin@archeng.biz



LEGEND

SYMBOL	CODE	DESCRIPTION
	L07	2X36W FLUORESCENT LAMPS IN SURFACE MOUNT LUMINAIRE WITH DIFFUSER
	L09	WALL MOUNT ENERGY SAVING LIGHT
	L10	1X26W COMPACT FLUORESCENT LAMPS IN RECESSED DECORATIVE LUMINAIRE
	L15	1X60W INCANDESCENT LAMPS IN RECESSED DECORATIVE LUMINAIRE
	L17	1X60W INCANDESCENT LAMPS IN SURFACE MOUNT WEATHER PROOF LUMINAIRE

	P19	1GANG 1 WAY SWITCH
	P20	2GANG 1 WAY SWITCH
	P21	3GANG 1 WAY SWITCH
	P22	4GANG 1 WAY SWITCH

GROUND FLOOR LIGHTING LAYOUT PLAN  
SCALE 1:100

CONTRACTORS MUST  
CHECK ALL  
DIMENSIONS ON SITE  
BEFORE STARTING  
ANY WORK OR SHOP  
DRAWINGS. FIGURED  
DIMENSIONS TO TAKE  
PRECEDENCE OVER  
SCALE READINGS



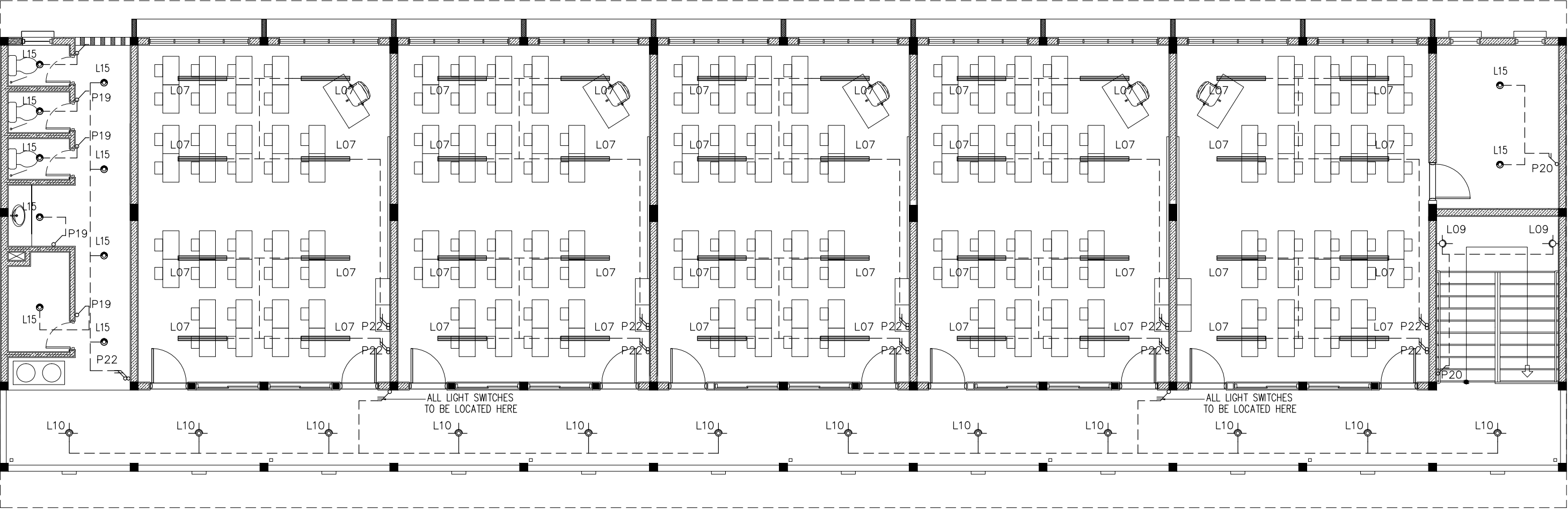
REVISION:	

ARCHITECT:	MOHAMED HAMEEN
ENGINEER:	MOHAMED AHSAN
SERVICES ENG:	
ESTIMATOR:	
DRAWN BY:	ASFAN AHMED

PROJECT:	IFTHITHAAH SCHOOL
LOCATION:	L.H.NAIFARU
DRAWING TITLE:	AS GIVEN
CLIENT:	MINISTRY OF EDUCATION
SCALE:	AS GIVEN
DIMENSION:	MM
DATE:	SEPTEMBER 2015

E-01
DWG NO
PROJECT NO.: 15-041

CONCEPT AND DESIGN IN THIS DRAWING ARE THE PROPERTIES OF ARCHENG STUDIO PVT LTD. UNAUTHORIZED USE OR REPRODUCTION OF PART OF THE DESIGN, DRAWINGS OR CONCEPT TO USE IN OTHER PROJECTS OR SITES OTHER THAN SPECIFIED ON THIS DRAWING IS PROHIBITED



LEGEND

SYMBOL	CODE	DESCRIPTION
	L07	2X36W FLUORESCENT LAMPS IN SURFACE MOUNT LUMINAIRE WITH DIFFUSER
	L09	WALL MOUNT ENERGY SAVING LIGHT
	L10	1X26W COMPACT FLUORESCENT LAMPS IN RECESSED DECORATIVE LUMINAIRE
	L15	1X60W INCANDESCENT LAMPS IN RECESSED DECORATIVE LUMINAIRE
	L17	1X60W INCANDESCENT LAMPS IN SURFACE MOUNT WEATHER PROOF LUMINAIRE

	P19	1GANG 1 WAY SWITCH
	P20	2GANG 1 WAY SWITCH
	P21	3GANG 1 WAY SWITCH
	P22	4GANG 1 WAY SWITCH

1ST FLOOR LIGHTING LAYOUT PLAN  
SCALE 1:100

CONTRACTORS MUST  
CHECK ALL  
DIMENSIONS ON SITE  
BEFORE STARTING  
ANY WORK OR SHOP  
DRAWINGS.FIGURED  
DIMENSIONS TO TAKE  
PRECEDENCE OVER  
SCALE READINGS

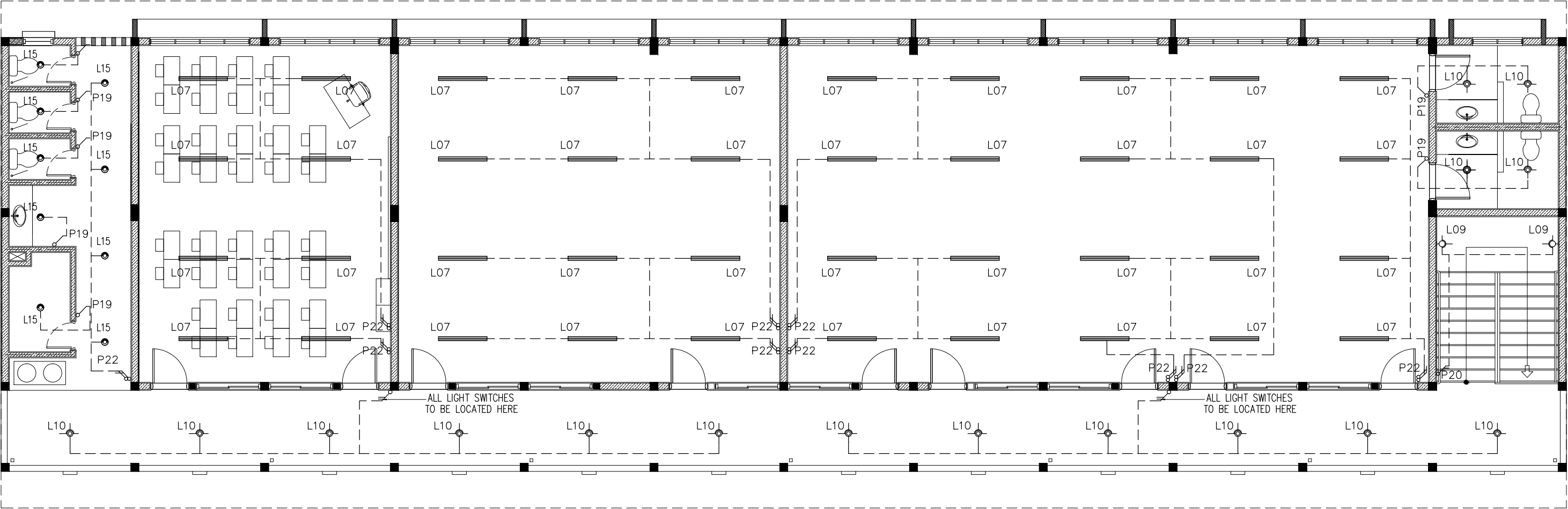


REVISION:	

ARCHITECT:	MOHAMED HAMEEN
ENGINEER:	MOHAMED AHSAN
SERVICES ENG:	
ESTIMATOR:	
DRAWN BY:	ASFAN AHMED

PROJECT:	IFTHITHAAH SCHOOL		
LOCATION:	LH.NAIFARU		
DRAWING TITLE:	AS GIVEN		
CLIENT:	MINISTRY OF EDUCATION		
SCALE:	AS GIVEN	DIMENSION:	MM
		DATE:	SEPTEMBER 2015

E-02
DWG NO
PROJECT NO.: 15-041



LEGEND

SYMBOL	CODE	DESCRIPTION
	L07	2X36W FLUORESCENT LAMPS IN SURFACE MOUNT LUMINAIRE WITH DIFFUSER
	L09	WALL MOUNT ENERGY SAVING LIGHT
	L10	1X26W COMPACT FLUORESCENT LAMPS IN RECESSED DECORATIVE LUMINAIRE
	L15	1X60W INCANDESCENT LAMPS IN RECESSED DECORATIVE LUMINAIRE
	L17	1X60W INCANDESCENT LAMPS IN SURFACE MOUNT WEATHER PROOF LUMINAIRE

	P19	1GANG 1 WAY SWITCH
	P20	2GANG 1 WAY SWITCH
	P21	3GANG 1 WAY SWITCH
	P22	4GANG 1 WAY SWITCH

2ND FLOOR LIGHTING LAYOUT PLAN  
SCALE 1:100

CONTRACTORS MUST  
CHECK ALL  
DIMENSIONS ON SITE  
BEFORE STARTING  
ANY WORK OR SHOP  
DRAWINGS, FIGURED  
DIMENSIONS TO TAKE  
PRECEDENCE OVER  
SCALE READINGS



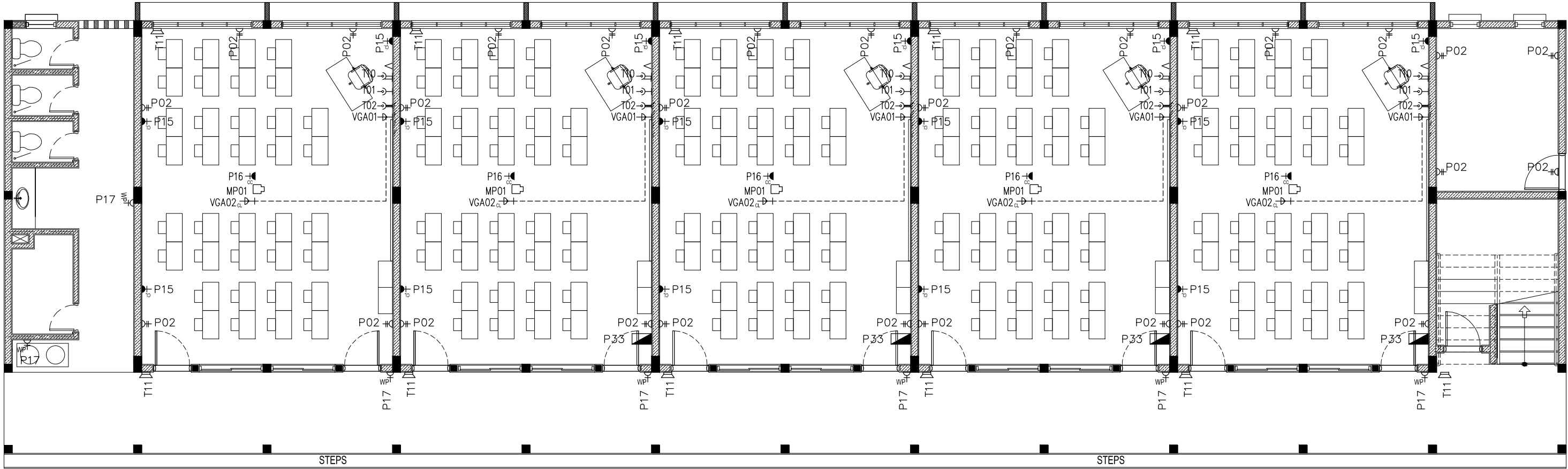
REVISION:	

ARCHITECT:	MOHAMED HAMEEN
ENGINEER:	MOHAMED AHSAN
SERVICES ENG:	
ESTIMATOR:	
DRAWN BY:	ASFAN AHMED

PROJECT:	IFTHITHAAH SCHOOL		
LOCATION:	LH.NAIFARU		
DRAWING TITLE:	AS GIVEN		
CLIENT:	MINISTRY OF EDUCATION		
SCALE: AS GIVEN	DIMENSION: MM	DATE: SEPTEMBER 2015	

E-03
DWG NO
PROJECT NO.: 15-041





LEGEND

SYMBOL	CODE	DESCRIPTION
	P01	1 GANG13A SOCKET OUTLET AT 300mm ABOVE FINISHED FLOOR LEVEL
	P02	2 GANG13A SOCKET OUTLET AT 300mm ABOVE FINISHED FLOOR LEVEL
	P15	1 GANG15A SOCKET OUTLET AT CEILING LEVEL
	P16	1 GANG13A SOCKET OUTLET AT CEILING LEVEL
	P17	1 GANG13A SOCKET OUTLET AT 300mm ABOVE FINISHED FLOOR LEVEL (WEATHER PROOF)
	VGA01	VGA CABLE
	P33	DISTRIBUTION BOARD

	VGA02	VGA CABLE AT CEILING LEVEL
	T01	PLAIN TELEPHONE OUTLET
	T02	COMPUTER NETWORK OUTLET
	MP01	MULTIMEDIA PROJECTOR
	T10	T.V. POINT
	T11	SPEAKER

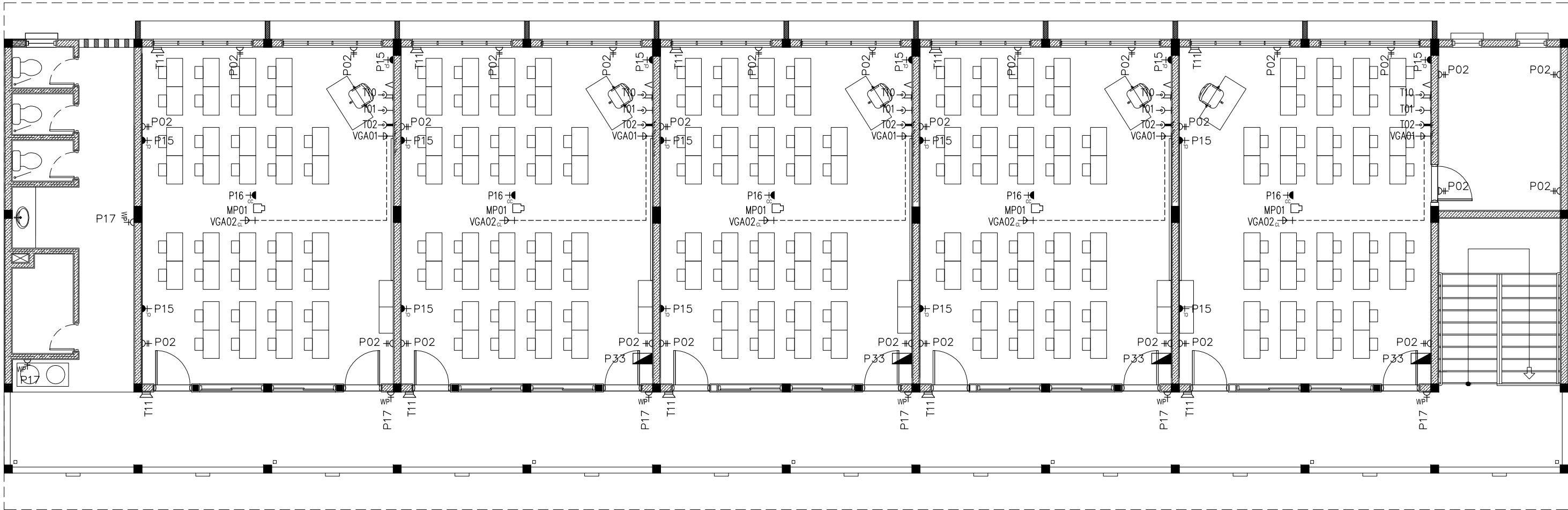
GROUND FLOOR POWER SOCKET LAYOUT PLAN  
SCALE 1:100

CONTRACTORS MUST  
CHECK ALL  
DIMENSIONS ON SITE  
BEFORE STARTING  
ANY WORK OR SHOP  
DRAWINGS, FIGURED  
DIMENSIONS TO TAKE  
PRECEDENCE OVER  
SCALE READINGS



REVISION:	ARCHITECT: MOHAMED HAMEEN	PROJECT: IFTHITHAAH SCHOOL	E-04
	ENGINEER: MOHAMED AHSAN	LOCATION: LH.NAIFARU	
	SERVICES ENG:	DRAWING TITLE: AS GIVEN	
	ESTIMATOR:	CLIENT: MINISTRY OF EDUCATION	
	DRAWN BY: ASFAN AHMED	SCALE: AS GIVEN	DWG NO
		DIMENSION: MM	PROJECT NO.: 15-041
		DATE: SEPTEMBER 2015	

CONCEPT AND DESIGN IN THIS DRAWING ARE THE PROPERTIES OF ARCHENG STUDIO PVT LTD. UNAUTHORIZED USE OR REPRODUCTION OF PART OF THE DESIGN, DRAWINGS OR CONCEPT TO USE IN OTHER PROJECTS OR SITES OTHER THAN SPECIFIED ON THIS DRAWING IS PROHIBITED



LEGEND

SYMBOL	CODE	DESCRIPTION
	P01	1 GANG13A SOCKET OUTLET AT 300mm ABOVE FINISHED FLOOR LEVEL
	P02	2 GANG13A SOCKET OUTLET AT 300mm ABOVE FINISHED FLOOR LEVEL
	P15	1 GANG15A SOCKET OUTLET AT CEILING LEVEL
	P16	1 GANG13A SOCKET OUTLET AT CEILING LEVEL
	P17	1 GANG13A SOCKET OUTLET AT 300mm ABOVE FINISHED FLOOR LEVEL (WEATHER PROOF)
	VGA01	VGA CABLE
	P33	DISTRIBUTION BOARD

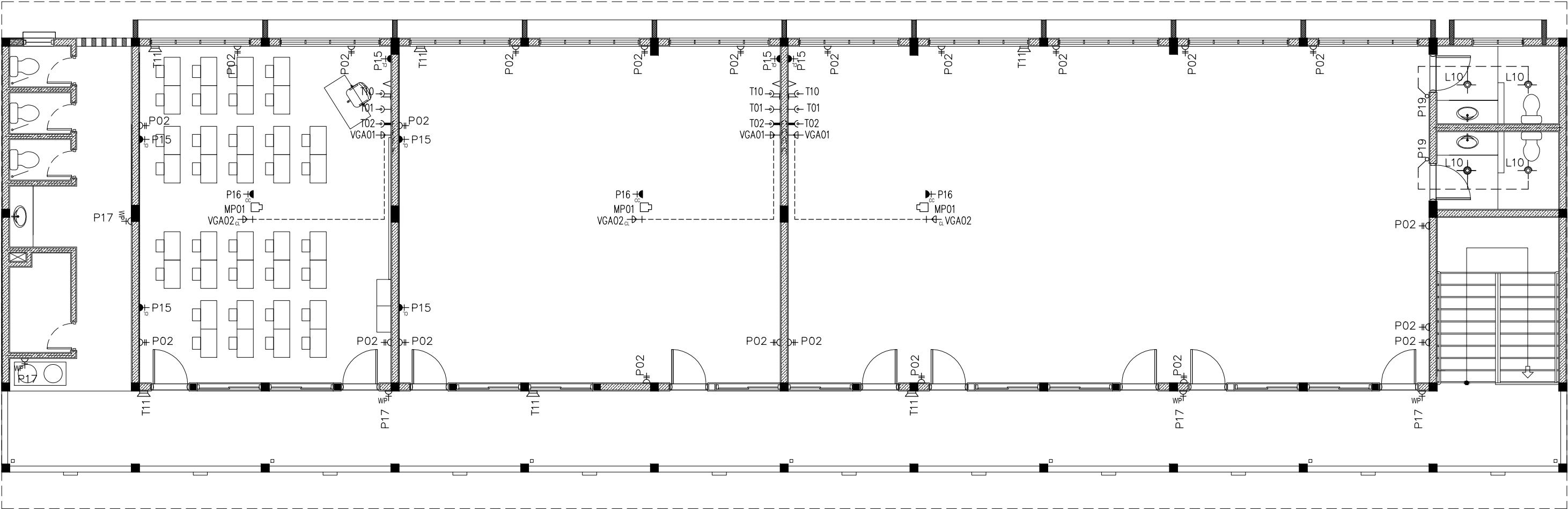
	VGA02	VGA CABLE AT CEILING LEVEL
	T01	PLAIN TELEPHONE OUTLET
	T02	COMPUTER NETWORK OUTLET
	MP01	MULTIMEDIA PROJECTOR
	T10	T.V POINT
	T11	SPEAKER

1ST FLOOR POWER SOCKET LAYOUT PLAN  
SCALE 1:100

CONTRACTORS MUST  
CHECK ALL  
DIMENSIONS ON SITE  
BEFORE STARTING  
ANY WORK OR SHOP  
DRAWINGS.FIGURED  
DIMENSIONS TO TAKE  
PRECEDENCE OVER  
SCALE READINGS



REVISION:	ARCHITECT: MOHAMED HAMEEN	PROJECT: IFTHITHAAH SCHOOL	E-05 DWG NO PROJECT NO.: 15-041
	ENGINEER: MOHAMED AHSAN	LOCATION: LH.NAIFARU	
	SERVICES ENG:	DRAWING TITLE: AS GIVEN	
	ESTIMATOR:	CLIENT: MINISTRY OF EDUCATION	
	DRAWN BY: ASFAN AHMED	SCALE: AS GIVEN    DIMENSION: MM    DATE: SEPTEMBER 2015	
CONCEPT AND DESIGN IN THIS DRAWING ARE THE PROPERTIES OF ARCHENG STUDIO PVT LTD. UNAUTHORIZED USE OR REPRODUCTION OF PART OF THE DESIGN,DRAWINGS OR CONCEPT TO USE IN OTHER PROJECTS OR SITES OTHER THAN SPECIFIED ON THIS DRAWING IS PROHIBITED			



LEGEND

SYMBOL	CODE	DESCRIPTION
	P01	1 GANG13A SOCKET OUTLET AT 300mm ABOVE FINISHED FLOOR LEVEL
	P02	2 GANG13A SOCKET OUTLET AT 300mm ABOVE FINISHED FLOOR LEVEL
	P15	1 GANG15A SOCKET OUTLET AT CEILING LEVEL
	P16	1 GANG13A SOCKET OUTLET AT CEILING LEVEL
	P17	1 GANG13A SOCKET OUTLET AT 300mm ABOVE FINISHED FLOOR LEVEL (WEATHER PROOF)
	VGA01	VGA CABLE
	P33	DISTRIBUTION BOARD

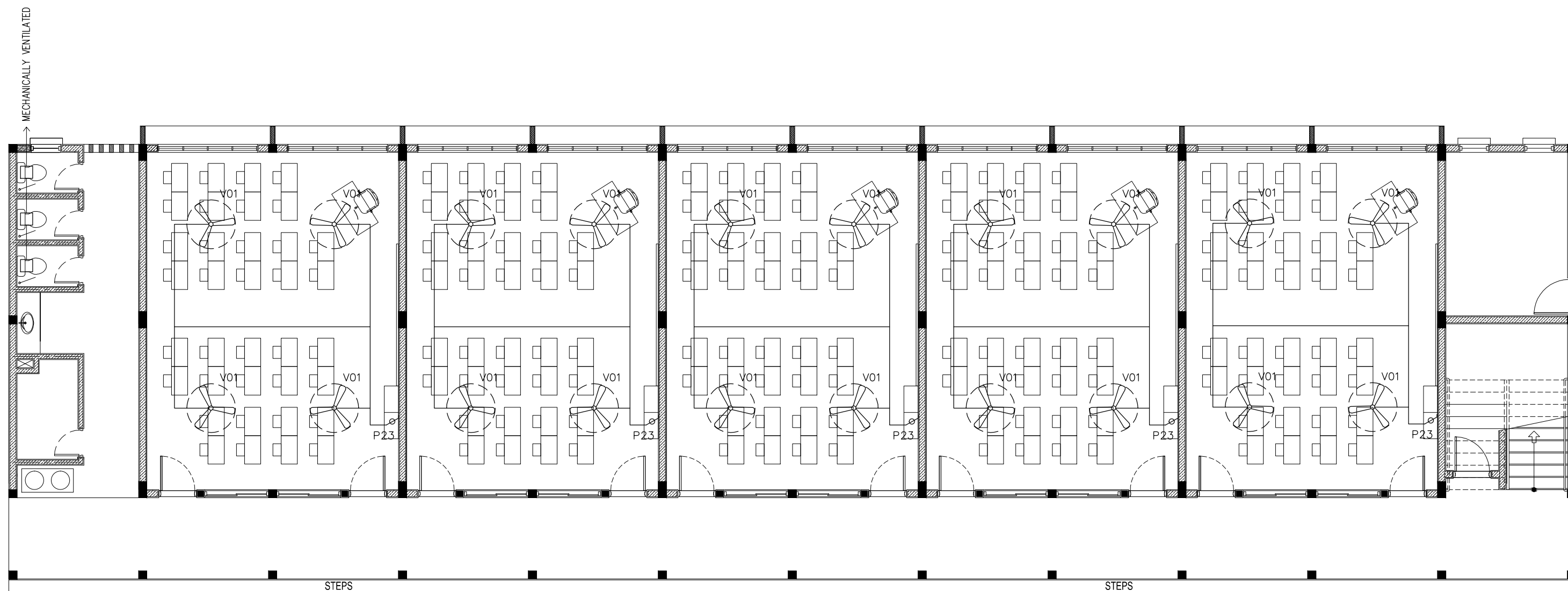
	VGA02	VGA CABLE AT CEILING LEVEL
	T01	PLAIN TELEPHONE OUTLET
	T02	COMPUTER NETWORK OUTLET
	MP01	MULTIMEDIA PROJECTOR
	T10	T.V POINT
	T11	SPEAKER

2ND FLOOR POWER SOCKET LAYOUT PLAN  
SCALE 1:100



CONTRACTORS MUST  
CHECK ALL  
DIMENSIONS ON SITE  
BEFORE STARTING  
ANY WORK OR SHOP  
DRAWINGS.FIGURED  
DIMENSIONS TO TAKE  
PRECEDENCE OVER  
SCALE READINGS



REVISION:	ARCHITECT: MOHAMED HAMEEN	PROJECT: IFTHITHAAH SCHOOL	E-06 DWG NO PROJECT NO.: 15-041
	ENGINEER: MOHAMED AHSAN	LOCATION: LH.NAIFARU	
	SERVICES ENG:	DRAWING TITLE: AS GIVEN	
	ESTIMATOR:	CLIENT: MINISTRY OF EDUCATION	
	DRAWN BY: ASFAN AHMED	SCALE: AS GIVEN	
CONCEPT AND DESIGN IN THIS DRAWING ARE THE PROPERTIES OF ARCHENG STUDIO PVT LTD. UNAUTHORIZED USE OR REPRODUCTION OF PART OF THE DESIGN,DRAWINGS OR CONCEPT TO USE IN OTHER PROJECTS OR SITES OTHER THAN SPECIFIED ON THIS DRAWING IS PROHIBITED		DIMENSION: MM	DATE: SEPTEMBER 2015




LEGEND

	P23	FAN / LIGHT DIMMER SWITCH
	V01b	DIA. 1200 CEILING FAN

## GROUND FLOOR FAN LAYOUT PLAN

SCALE 1:100

CONTRACTORS MUST  
CHECK ALL  
DIMENSIONS ON SITE  
BEFORE STARTING  
ANY WORK OR SHOP  
DRAWINGS. FIGURED  
DIMENSIONS TO TAKE  
PRECEDENCE OVER  
SCALE READINGS



REVISION:

ARCHITECT: MOHAMED HAMEEN

ENGINEER: MOHAMED AHSAN

SERVICES ENG:

ESTIMATOR:

DRAWN BY:           ASFAN AHMED

PROJECT: IFTHITHAAH SCHOOL

LOCATION: LH.NAIFARU

DRAWING TITLE: AS GIVEN

CLIENT: MINISTRY OF EDUCATION

SCALE: AS GIVEN

DIMENSION: MM

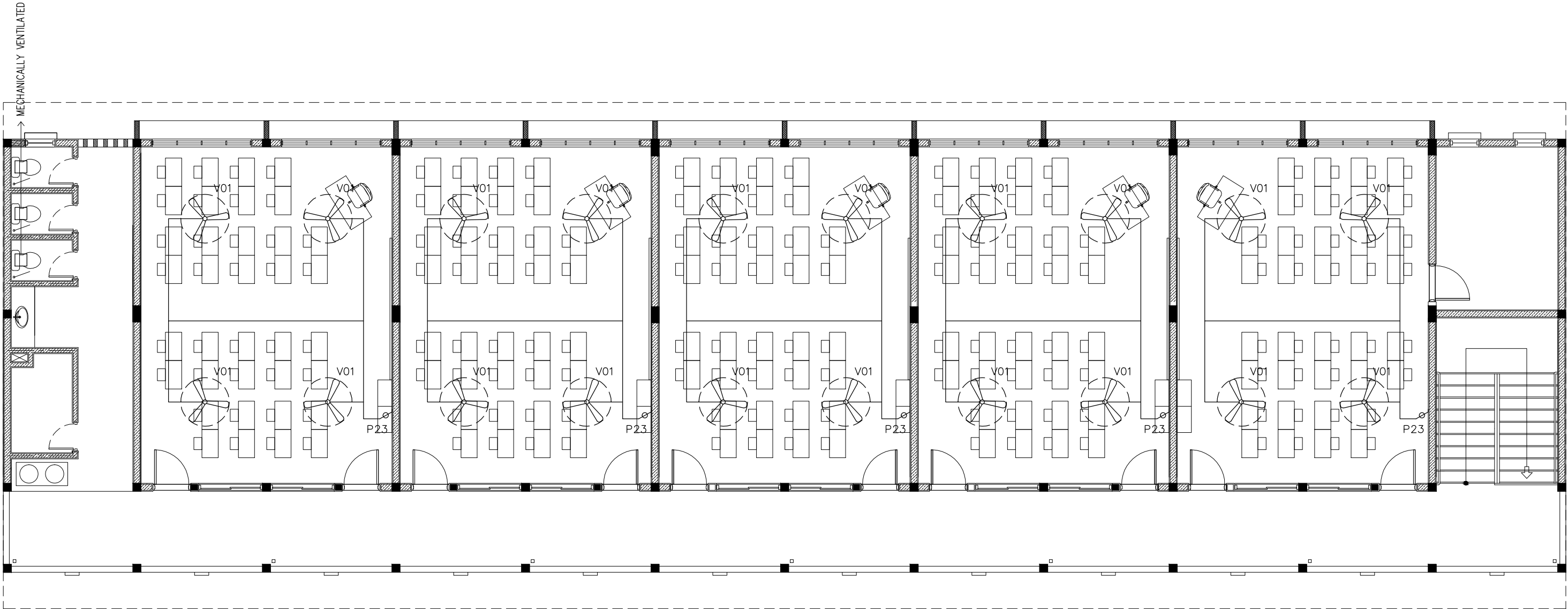
DATE: SEPTEMBER 2015

E-07

	DWG NO
--	--------

PROJECT NO.: 15-041
---------------------

CONCEPT AND DESIGN IN THIS DRAWING ARE THE PROPERTIES OF ARCHENG STUDIO PVT LTD. UNAUTHORIZED USE OR REPRODUCTION OF PART OF THE DESIGN DRAWINGS OR CONCEPT TO USE IN OTHER PROJECTS OR SITES OTHER THAN SPECIFIED ON THIS DRAWING IS PROHIBITED



LEGEND

	P23	FAN / LIGHT DIMMER SWITCH
	V01b	DIA. 1200 CEILING FAN

1ST FLOOR FAN LAYOUT PLAN  
SCALE 1:100

CONTRACTORS MUST  
CHECK ALL  
DIMENSIONS ON SITE  
BEFORE STARTING  
ANY WORK OR SHOP  
DRAWINGS, FIGURED  
DIMENSIONS TO TAKE  
PRECEDENCE OVER  
SCALE READINGS



REVISION:	ARCHITECT:	MOHAMED HAMEEN	PROJECT:			IFTHITHAAH SCHOOL	E-08
	ENGINEER:	MOHAMED AHSAN	LOCATION:			L.H.NAIFARU	
	SERVICES ENG:		DRAWING TITLE:			AS GIVEN	
	ESTIMATOR:		CLIENT:			MINISTRY OF EDUCATION	
	DRAWN BY:	ASFAN AHMED	SCALE:			AS GIVEN	
			DIMENSION:	MM	DATE:	SEPTEMBER 2015	DWG NO
CONCEPT AND DESIGN IN THIS DRAWING ARE THE PROPERTIES OF ARCHING STUDIO PVT LTD. UNAUTHORIZED USE OR REPRODUCTION OF PART OF THE DESIGN DRAWINGS OR CONCEPT TO USE IN OTHER PROJECTS OR SITES OTHER THAN SPECIFIED ON THIS DRAWING IS PROHIBITED							PROJECT NO.: 15-041

CONCEPT AND DESIGN IN THIS DRAWING ARE THE PROPERTIES OF ARCHENG STUDIO PVT LTD. UNAUTHORIZED USE OR REPRODUCTION OF PART OF THE DESIGN, DRAWINGS OR CONCEPT TO USE IN OTHER PROJECTS OR SITES OTHER THAN SPECIFIED ON THIS DRAWING IS PROHIBITED



# **PROPOSED IFTITHAAH SCHOOL AT LH. NAIFARU**

**(3 STOREY)**

**PLUMBING DRAWINGS**

JULY 2015

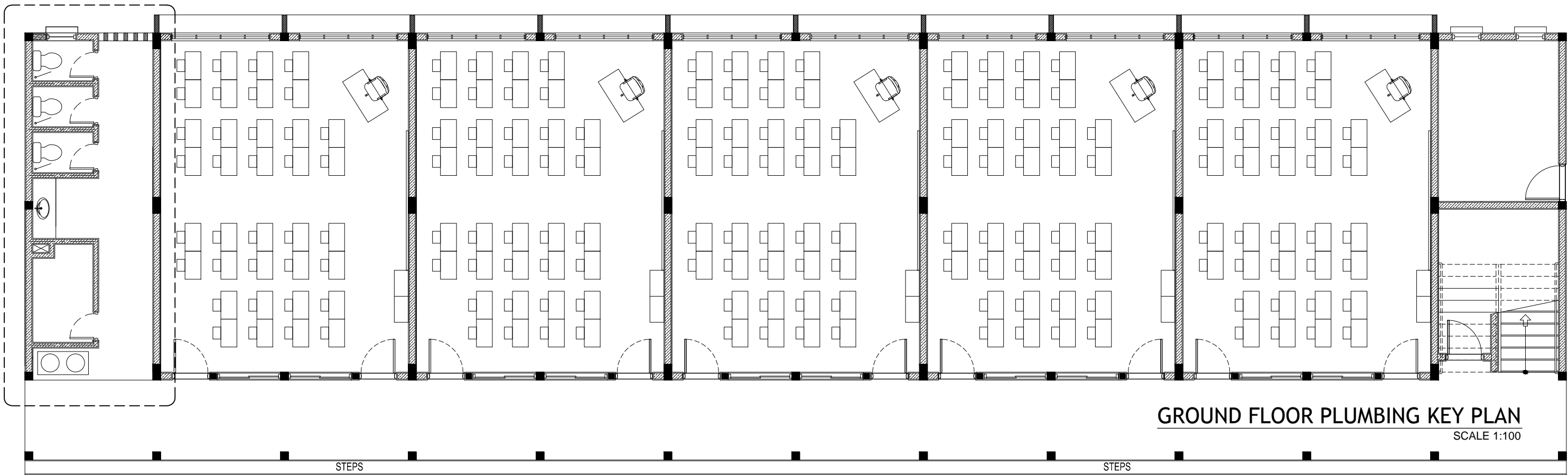
CLIENT : MINISTRY OF EDUCATION

DESIGN BY

**ArchEng**  
**s t u d i o**

Ma Fiyajahaage, 1st floor, Male'. Republic of Maldives  
admin@archeng.biz

TOILET TYPE 1



TOILET TYPE 1



CONTRACTORS MUST  
CHECK ALL  
DIMENSIONS ON SITE  
BEFORE STARTING  
ANY WORK OR SHOP  
DRAWINGS, FIGURED  
DIMENSIONS TO TAKE  
PRECEDENCE OVER  
SCALE READINGS



REVISION:


ARCHITECT:	MOHAMED HAMEEN
ENGINEER:	MOHAMED AHSAN
SERVICES ENG:	
ESTIMATOR:	
DRAWN BY:	ASFAN AHMED

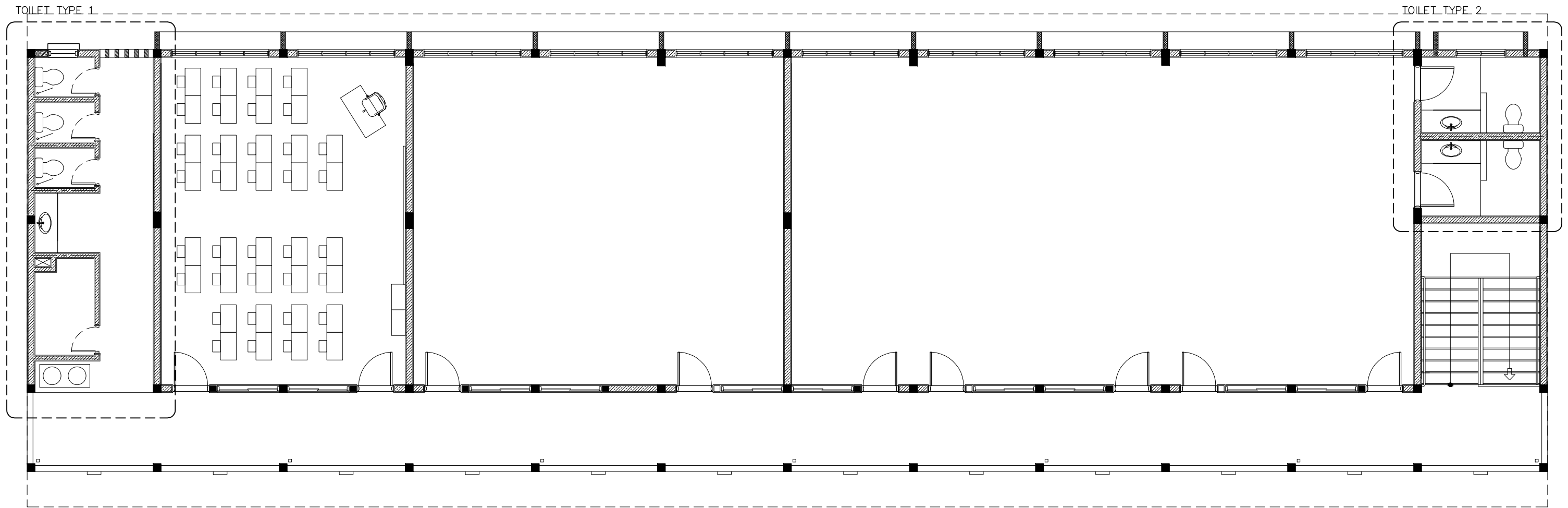
PROJECT:	IFTHITHAAH SCHOOL		
LOCATION:	L.H.NAIFARU		
DRAWING TITLE:	AS GIVEN		
CLIENT:	MINISTRY OF EDUCATION		
SCALE:	AS GIVEN	DIMENSION: MM	DATE: SEPTEMBER 2015

P-01

DWG NO  
PROJECT NO.: 15-041

CONCEPT AND DESIGN IN THIS DRAWING ARE THE PROPERTIES OF ARCHENG STUDIO PVT LTD. UNAUTHORIZED USE OR REPRODUCTION OF PART OF THE DESIGN, DRAWINGS OR CONCEPT TO USE IN OTHER PROJECTS OR SITES OTHER THAN SPECIFIED ON THIS DRAWING IS PROHIBITED





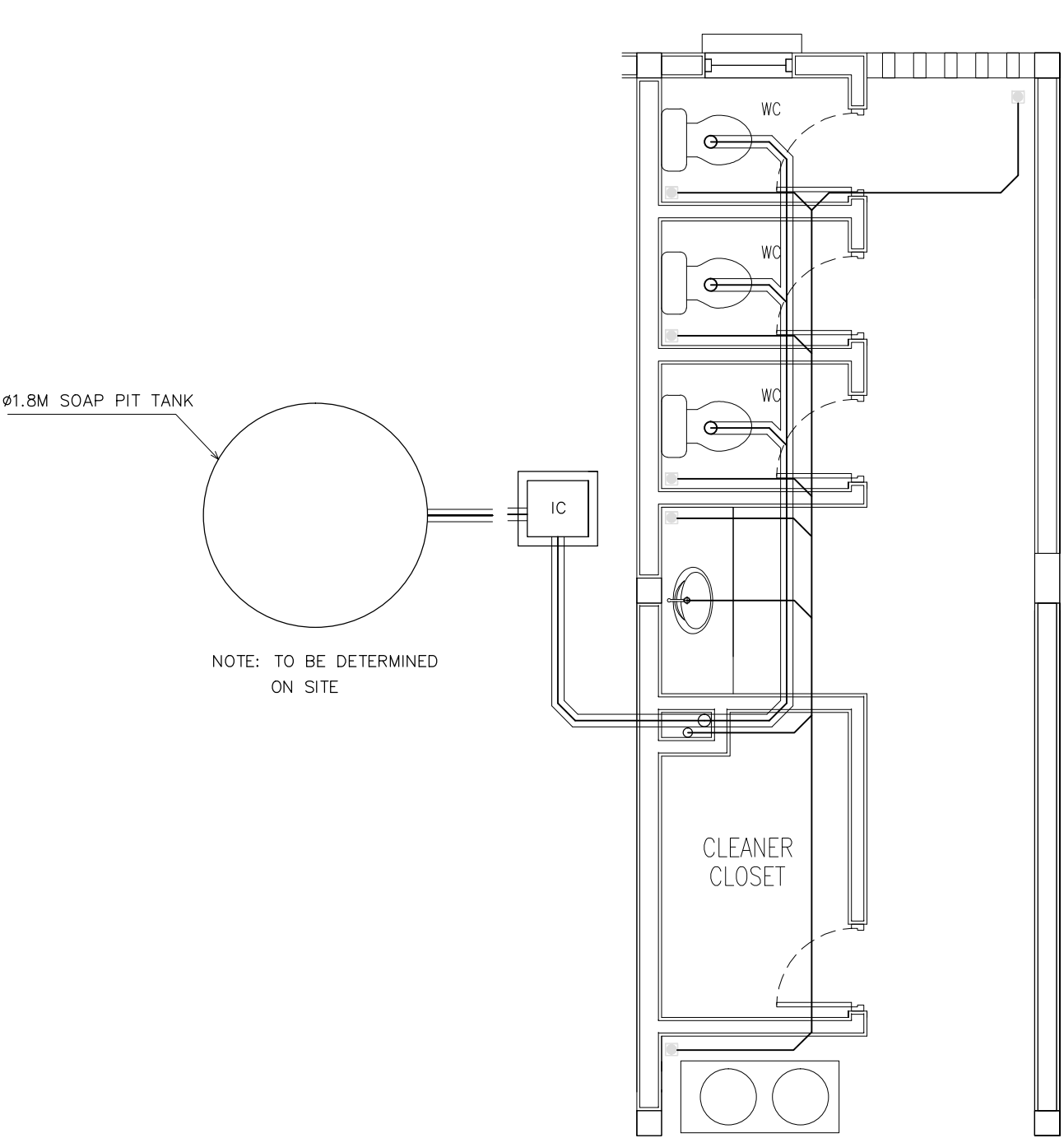
2ND FLOOR PLUMBING KEY PLAN  
SCALE 1:100

CONTRACTORS MUST  
CHECK ALL  
DIMENSIONS ON SITE  
BEFORE STARTING  
ANY WORK OR SHOP  
DRAWINGS. FIGURED  
DIMENSIONS TO TAKE  
PRECEDENCE OVER  
SCALE READINGS

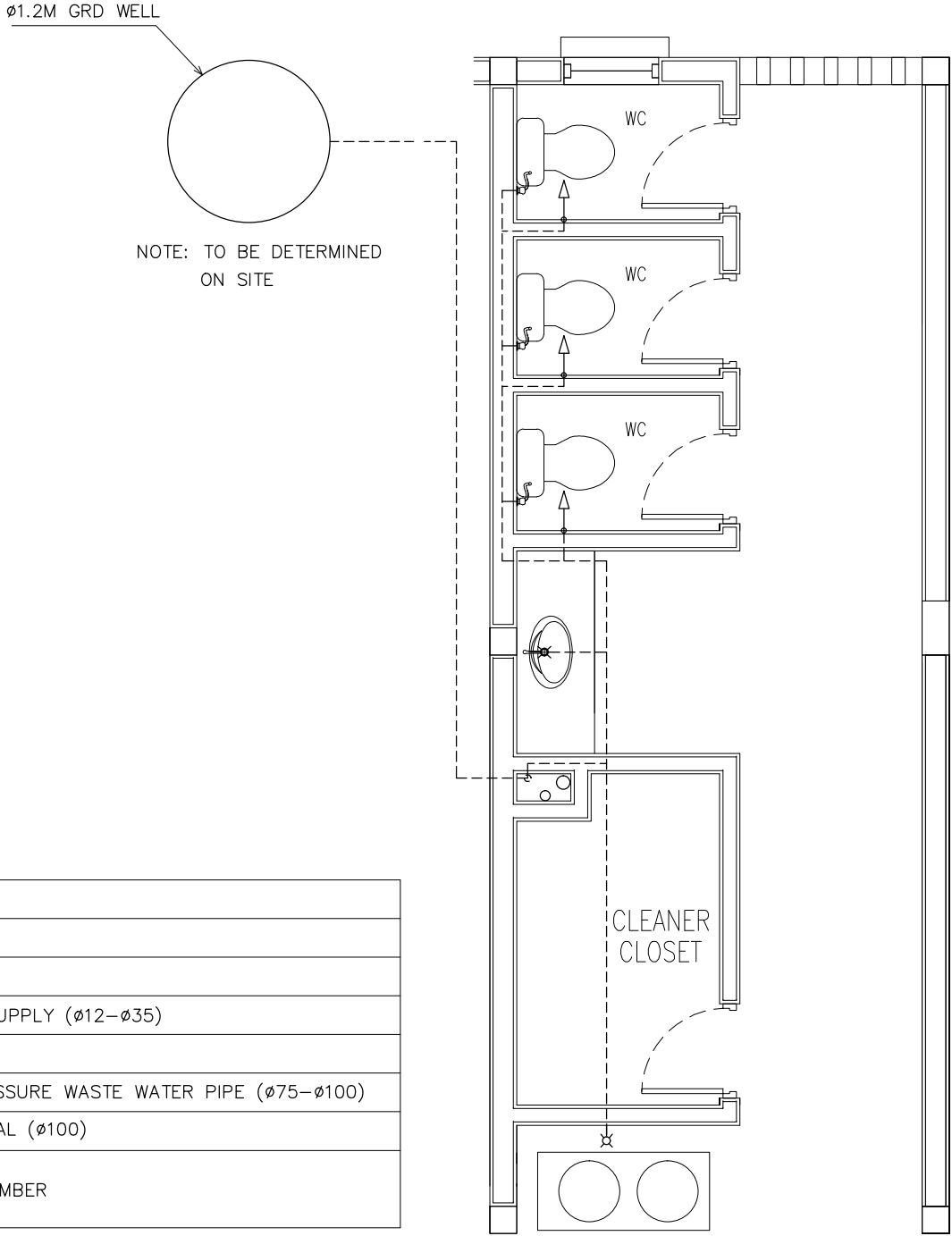


REVISION:	ARCHITECT: MOHAMED HAMEEN	PROJECT: IFTHITHAAH SCHOOL	P-02
	ENGINEER: MOHAMED AHSAN	LOCATION: L.H.NAIFARU	
	SERVICES ENG:	DRAWING TITLE: AS GIVEN	
	ESTIMATOR:	CLIENT: MINISTRY OF EDUCATION	
	DRAWN BY: ASFAN AHMED	SCALE: AS GIVEN	DWG NO
		DIMENSION: MM	PROJECT NO.: 15-041
		DATE: SEPTEMBER 2015	

CONCEPT AND DESIGN IN THIS DRAWING ARE THE PROPERTIES OF ARCHENG STUDIO PVT LTD. UNAUTHORIZED USE OR REPRODUCTION OF PART OF THE DESIGN, DRAWINGS OR CONCEPT TO USE IN OTHER PROJECTS OR SITES OTHER THAN SPECIFIED ON THIS DRAWING IS PROHIBITED



SEWAGE AND WASTE DISPOSAL  
PLAN (TOILET TYPE 1)  
SCALE 1:50



FRESH WATER SUPPLY PLAN  
(TOILET TYPE 1)  
SCALE 1:50

CONTRACTORS MUST  
CHECK ALL  
DIMENSIONS ON SITE  
BEFORE STARTING  
ANY WORK OR SHOP  
DRAWINGS. FIGURED  
DIMENSIONS TO TAKE  
PRECEDENCE OVER  
SCALE READINGS

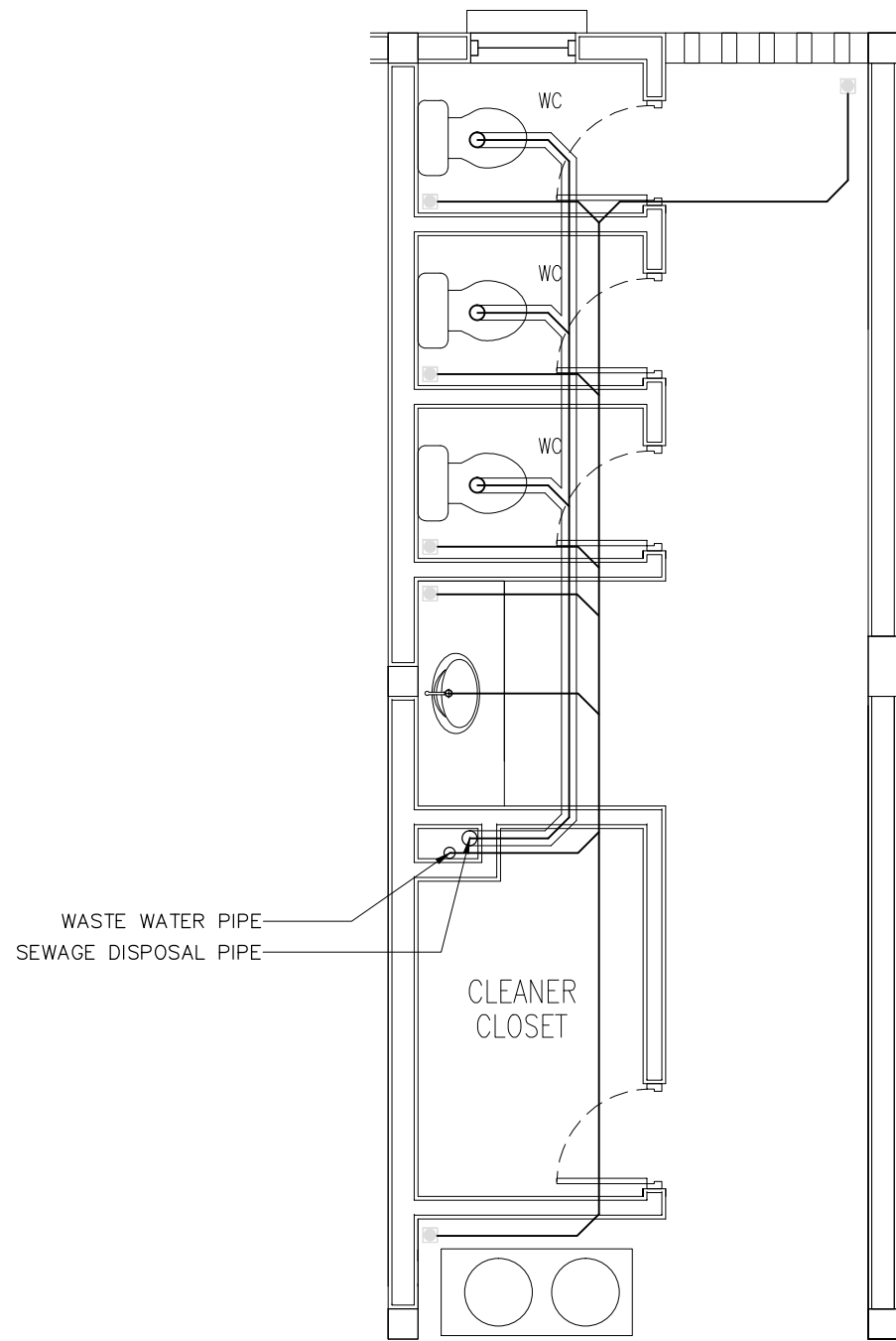


REVISION:  
ARCHITECT: MOHAMED HAMEEN  
ENGINEER: MOHAMED AHSAN  
SERVICES ENG:  
ESTIMATOR:  
DRAWN BY: ASFAN AHMED

PROJECT: IFTHITHAAH SCHOOL  
LOCATION: LH.NAIFARU  
DRAWING TITLE: AS GIVEN  
CLIENT: MINISTRY OF EDUCATION  
SCALE: AS GIVEN  
DIMENSION: MM  
DATE: SEPTEMBER 2015

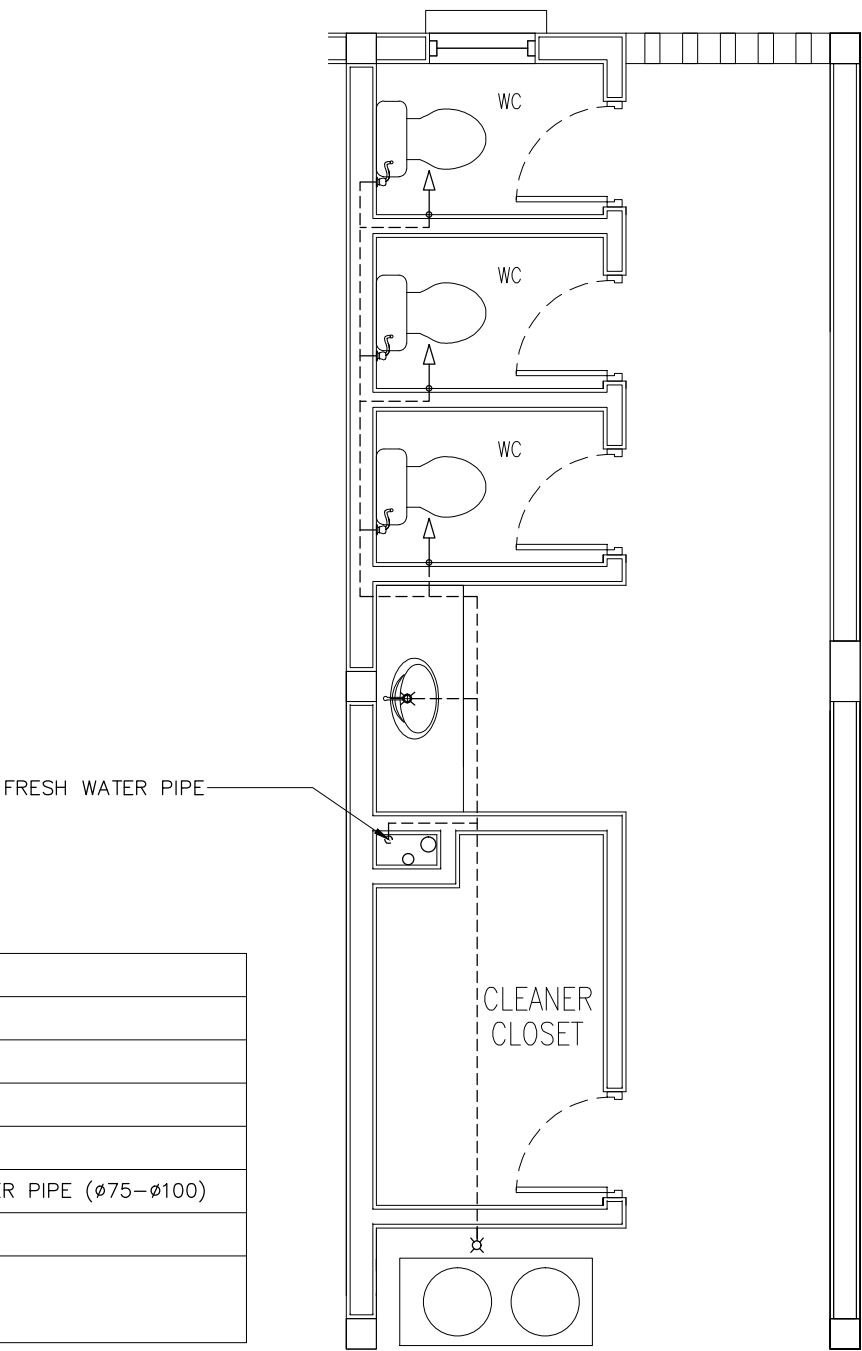
P-03  
DWG NO  
PROJECT NO.: 15-041

CONCEPT AND DESIGN IN THIS DRAWING ARE THE PROPERTIES OF ARCHENG STUDIO PVT LTD. UNAUTHORIZED USE OR REPRODUCTION OF PART OF THE DESIGN, DRAWINGS OR CONCEPT TO USE IN OTHER PROJECTS OR SITES OTHER THAN SPECIFIED ON THIS DRAWING IS PROHIBITED



SEWAGE AND WASTE DISPOSAL  
PLAN (TOILET TYPE 1)  
SCALE 1:50

LEGEND	
SYMBOL	DESCRIPTION
	TAP
	MUSLIM SHOWER
	MWSC WATER SUPPLY (ø12-ø35)
	FLOOR DRAIN
	UPVC HIGH PRESSURE WASTE WATER PIPE (ø75-ø100)
	SEWAGE DISPOSAL (ø100)
	INSPECTION CHAMBER



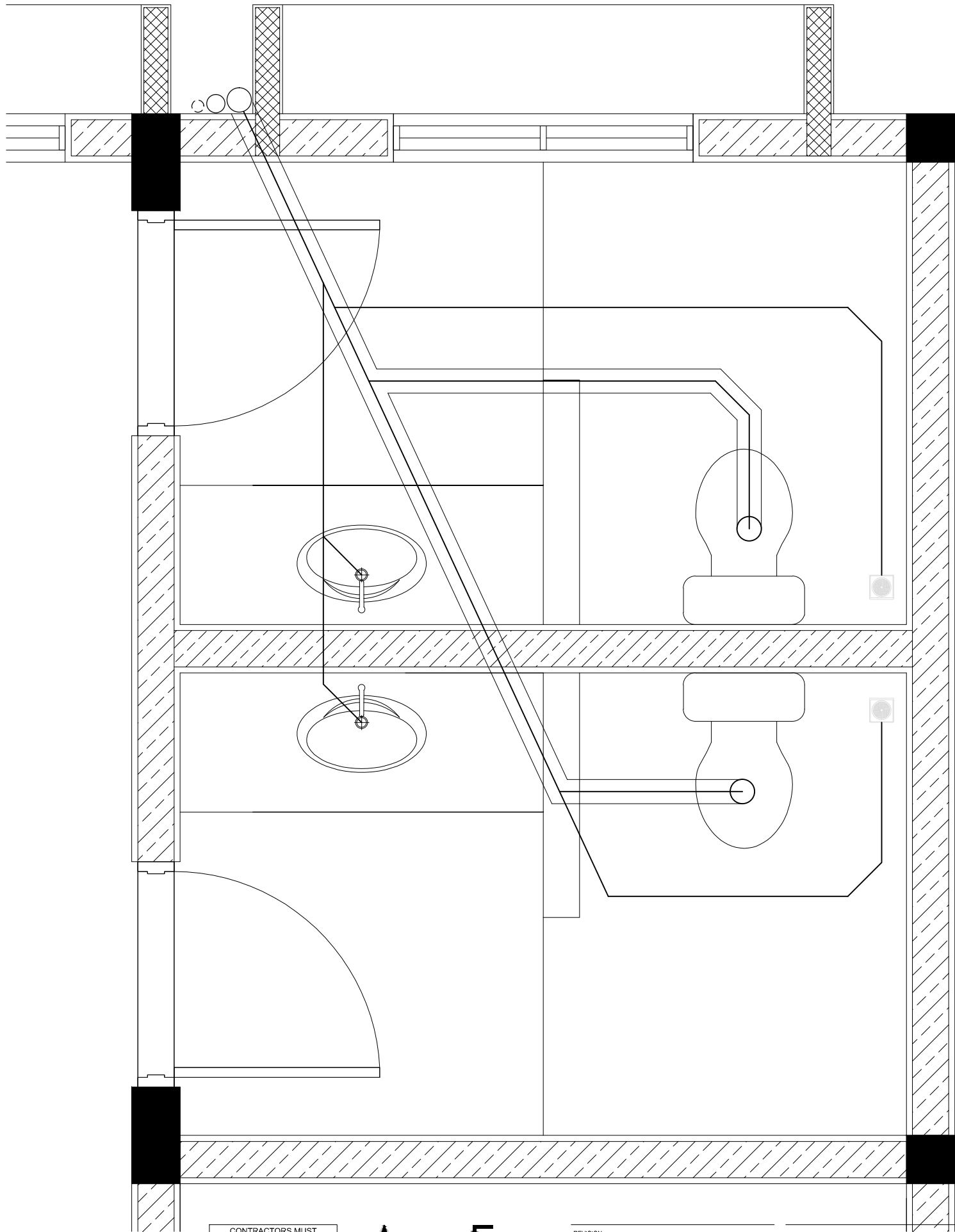
FRESH WATER SUPPLY PLAN  
(TOILET TYPE 1 )  
SCALE 1:50

CONTRACTORS MUST  
CHECK ALL  
DIMENSIONS ON SITE  
BEFORE STARTING  
ANY WORK OR SHOP  
DRAWINGS.FIGURED  
DIMENSIONS TO TAKE  
PRECEDENCE OVER  
SCALE READINGS



REVISION:	ARCHITECT: MOHAMED HAMEEN	PROJECT: IFTHITHAAH SCHOOL	P-04	
	ENGINEER: MOHAMED AHSAN	LOCATION: LH.NAIFARU		
	SERVICES ENG:	DRAWING TITLE: AS GIVEN		
	ESTIMATOR:	CLIENT: MINISTRY OF EDUCATION		
	DRAWN BY: ASFAN AHMED	SCALE: AS GIVEN		
CONCEPT AND DESIGN IN THIS DRAWING ARE THE PROPERTY'S OF ARCHENG STUDIO PVT.LTD. UNAUTHORIZED USE OR REPRODUCTION OF PART OF THE DESIGN,DRAWINGS OR CONCEPT TO USE IN OTHER PROJECTS OR SITES OTHER THAN SPECIFIED ON THIS DRAWING IS PROHIBITED		DIMENSION: MM	DATE: SEPTEMBER 2015	DWG NO
				PROJECT NO.: 15-041



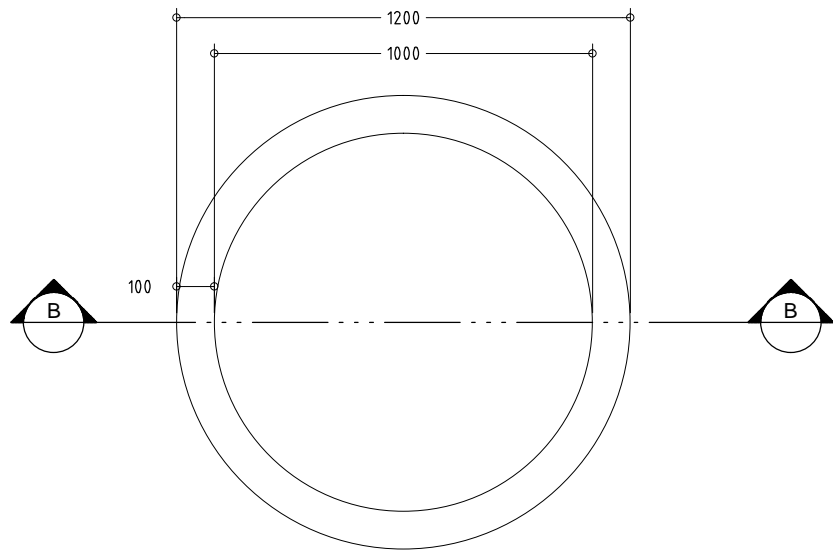


SEWAGE AND WASTE DISPOSAL  
PLAN (TOILET TYPE 2)  
SCALE 1:50

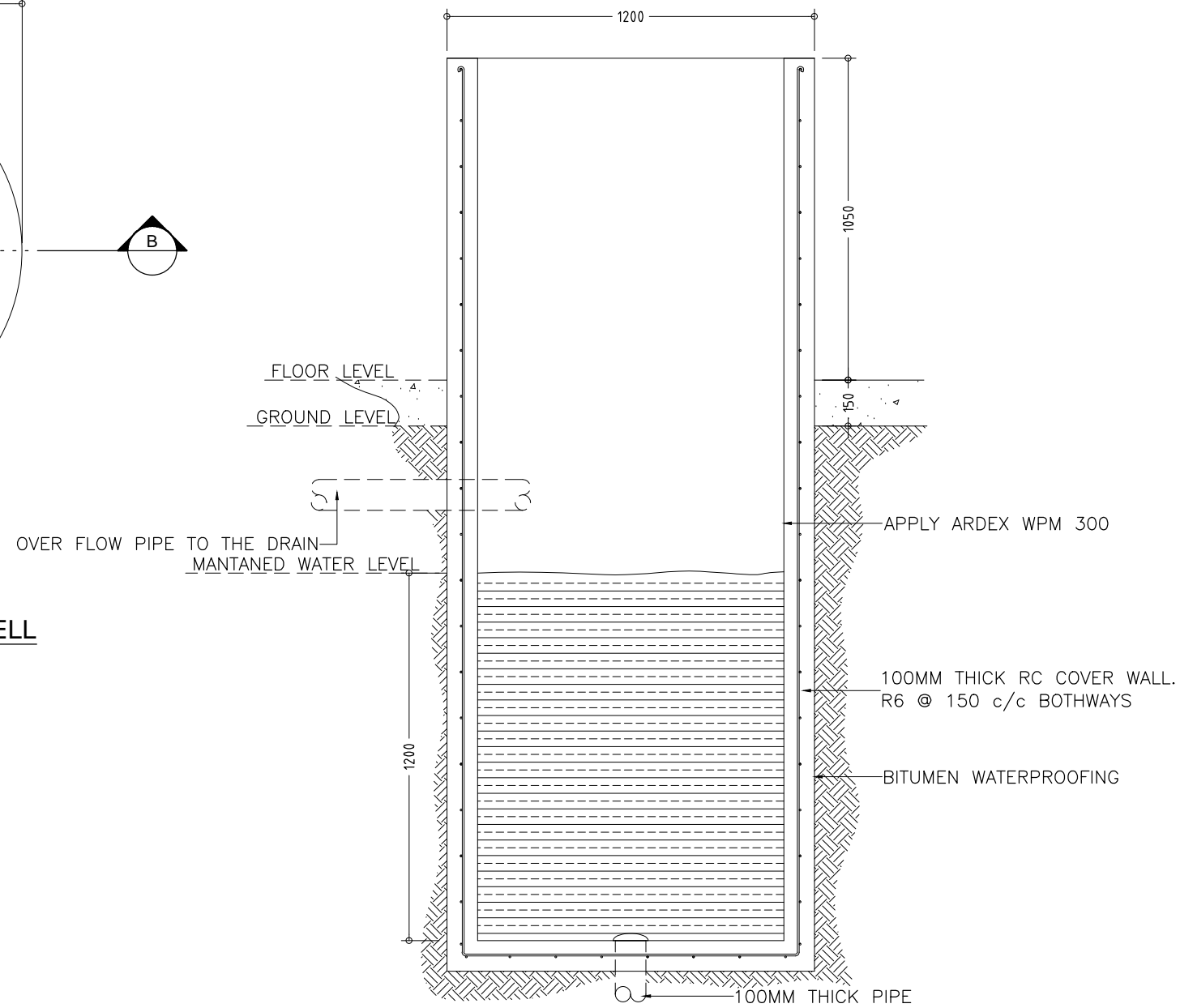
CONTRACTORS MUST  
CHECK ALL  
DIMENSIONS ON SITE  
BEFORE STARTING  
ANY WORK OR SHOP  
DRAWINGS, FIGURED  
DIMENSIONS TO TAKE  
PRECEDENCE OVER  
SCALE READINGS



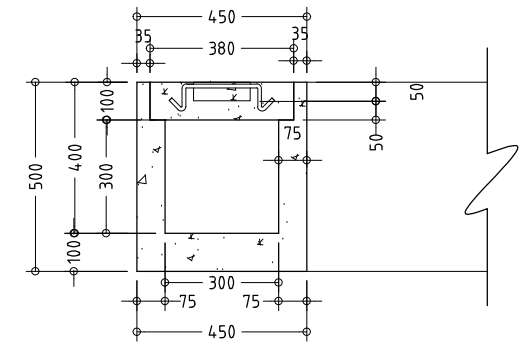
REVISION:	ARCHITECT: MOHAMED HAMEEN	PROJECT: IFTHITHAAH SCHOOL	P-06
	ENGINEER: MOHAMED AHSAN	LOCATION: LH.NAIFARU	
	SERVICES ENG:	DRAWING TITLE: AS GIVEN	
	ESTIMATOR:	CLIENT: MINISTRY OF EDUCATION	
	DRAWN BY: ASFAN AHMED	SCALE: AS GIVEN	
CONCEPT AND DESIGN IN THIS DRAWING ARE THE PROPERTIES OF ARCHENG STUDIO PVT LTD. UNAUTHORIZED USE OR REPRODUCTION OF PART OF THE DESIGN, DRAWINGS OR CONCEPT TO USE IN OTHER PROJECTS OR SITES OTHER THAN SPECIFIED ON THIS DRAWING IS PROHIBITED		DIMENSION: MM	DWG NO
		DATE: SEPTEMBER 2015	PROJECT NO.: 15-041



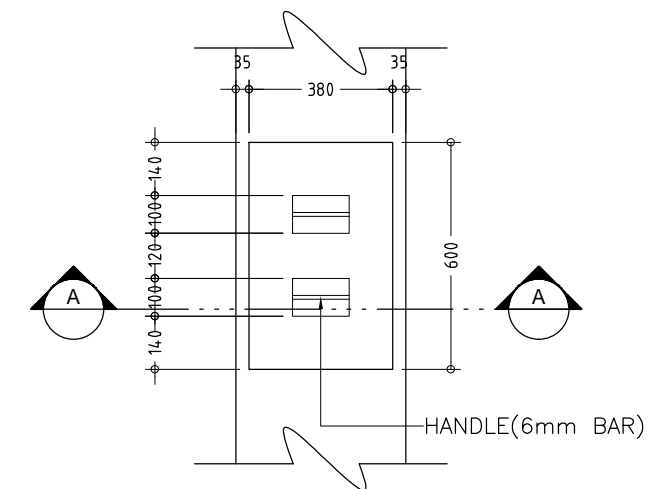
**DETAIL B/ PLAN VIEW OF WELL**  
SCALE 1 : 20



**DETAIL B/ SECTION A-A OF WELL**  
SCALE 1 : 20



**DETAIL A/ SECTION A-A**  
SCALE 1 : 20

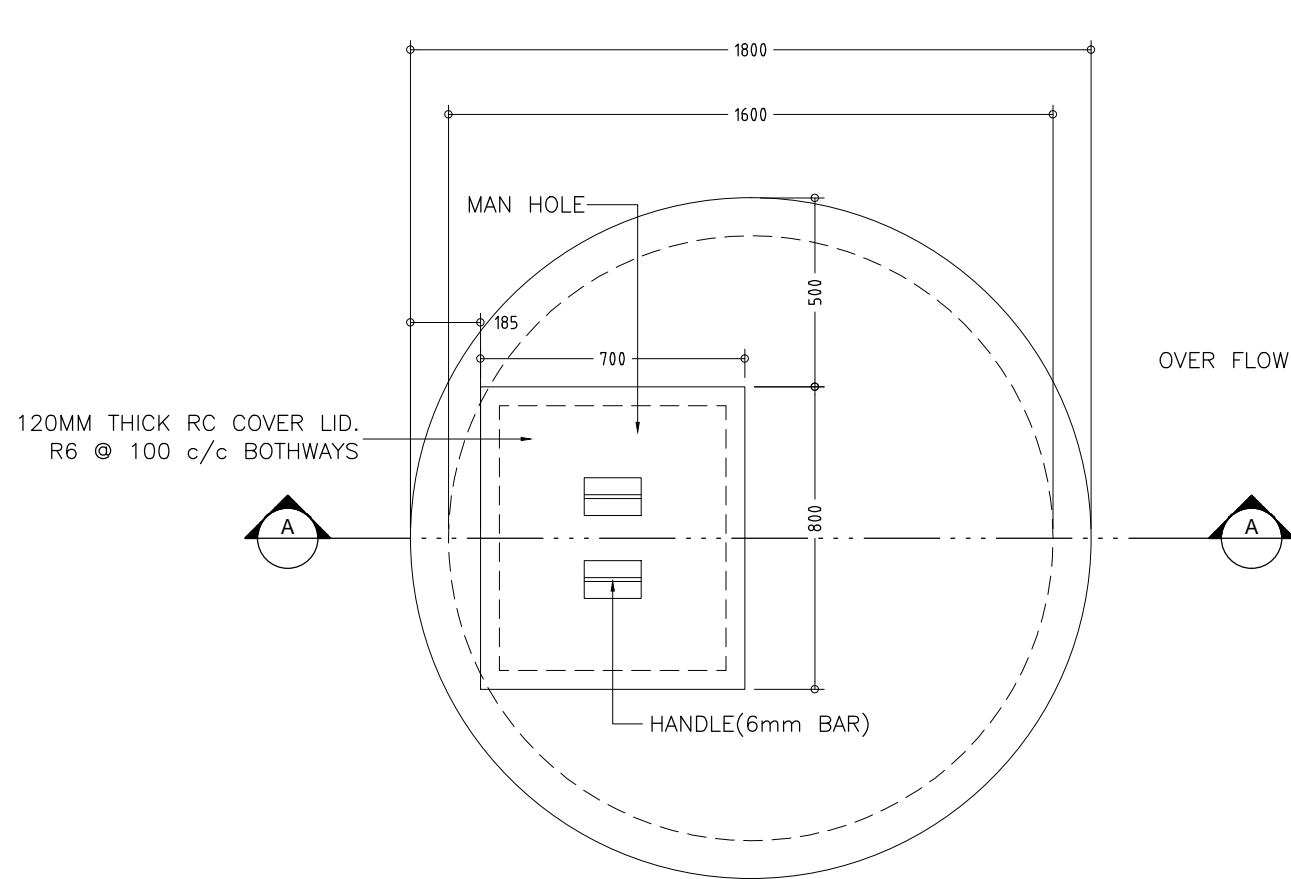


**DETAIL A / PLAN VIEW OF INSPECTION POINT**  
SCALE 1 : 20

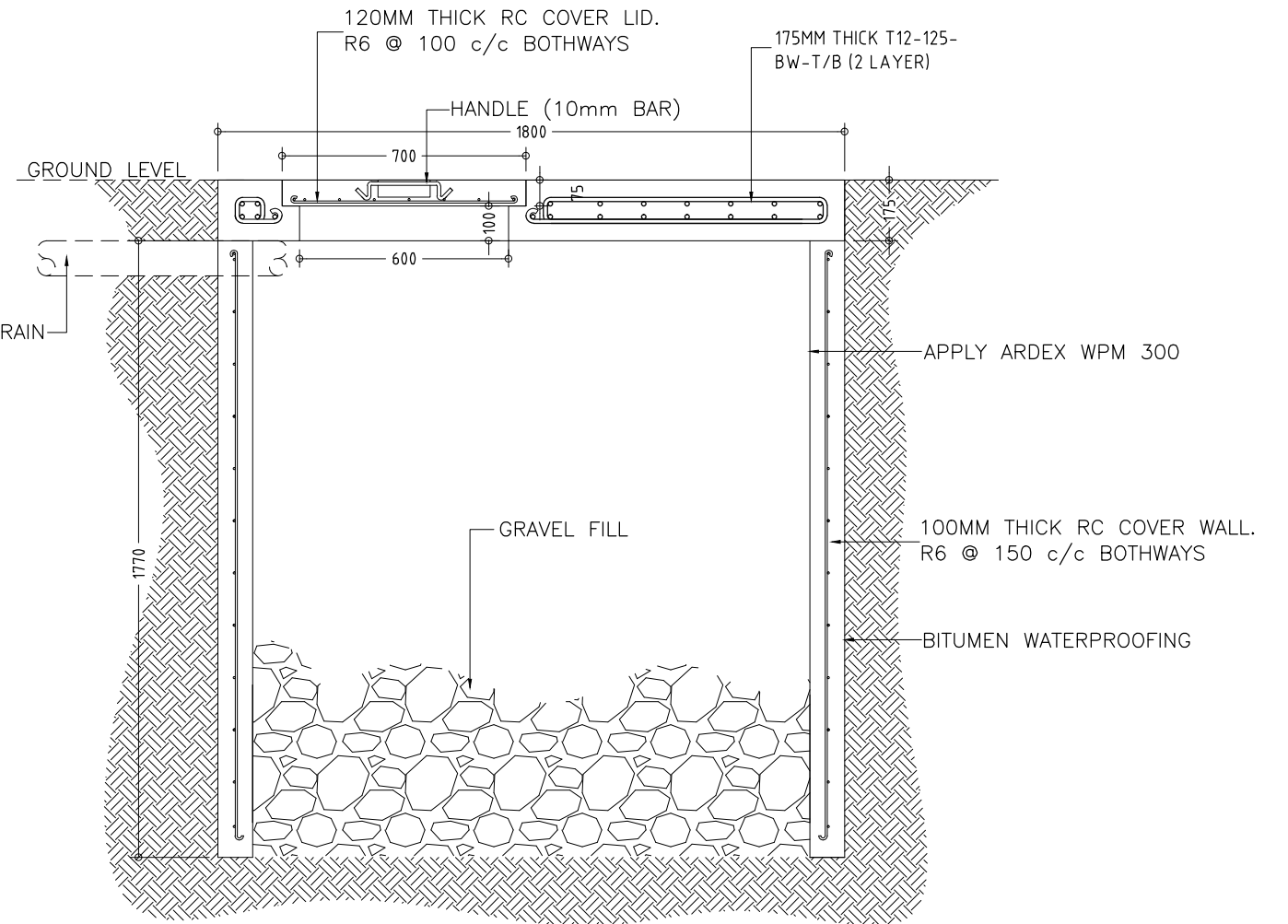
CONTRACTORS MUST  
CHECK ALL  
DIMENSIONS ON SITE  
BEFORE STARTING  
ANY WORK OR SHOP  
DRAWINGS. FIGURED  
DIMENSIONS TO TAKE  
PRECEDENCE OVER  
SCALE READINGS

**ArchEng**  
studio  
Ma Fiyajahaage, 1st floor, Male, Republic of Maldives  
admin@archeng.biz

REVISION:	ARCHITECT: MOHAMED HAMEEN	PROJECT: IFTHITHAAH SCHOOL	P-07
	ENGINEER: MOHAMED AHSAN	LOCATION: LH.NAIFARU	
	SERVICES ENG:	DRAWING TITLE: AS GIVEN	
	ESTIMATOR:	CLIENT: MINISTRY OF EDUCATION	
	DRAWN BY: ASFAN AHMED	SCALE: AS GIVEN	DWG NO
CONCEPT AND DESIGN IN THIS DRAWING ARE THE PROPERTIES OF ARCHENG STUDIO PVT LTD. UNAUTHORIZED USE OR REPRODUCTION OF PART OF THE DESIGN/DRAWINGS OR CONCEPT TO USE IN OTHER PROJECTS OR SITES OTHER THAN SPECIFIED ON THIS DRAWING IS PROHIBITED		DIMENSION: MM	PROJECT NO.: 15-041
		DATE: SEPTEMBER 2015	



**DETAIL A/ PLAN VIEW OF SOAK PIT TANK**  
SCALE 1 : 20



**DETAIL A/ SECTION A-A OF SOAK PIT TANK**  
SCALE 1 : 20

CONTRACTORS MUST  
CHECK ALL  
DIMENSIONS ON SITE  
BEFORE STARTING  
ANY WORK OR SHOP  
DRAWINGS.FIGURED  
DIMENSIONS TO TAKE  
PRECEDENCE OVER  
SCALE READINGS

**ArchEng**  
studio

Ma Fiyajahaage, 1st floor, Male', Republic of Maldives  
admin@archeng.biz

REVISION:	ARCHITECT: MOHAMED HAMEEN	PROJECT: IFTHITHAAH SCHOOL	P-08
	ENGINEER: MOHAMED AHSAN	LOCATION: LH.NAIFARU	
	SERVICES ENG:	DRAWING TITLE: AS GIVEN	
	ESTIMATOR:	CLIENT: MINISTRY OF EDUCATION	
	DRAWN BY: ASFAN AHMED	SCALE: AS GIVEN	
CONCEPT AND DESIGN IN THIS DRAWING ARE THE PROPERTIES OF ARCHENG STUDIO PVT LTD. UNAUTHORIZED USE OR REPRODUCTION OF PART OF THE DESIGN.DRAWINGS OR CONCEPT TO USE IN OTHER PROJECTS OR SITES OTHER THAN SPECIFIED ON THIS DRAWING IS PROHIBITED			DWG NO
			PROJECT NO.: 15-041