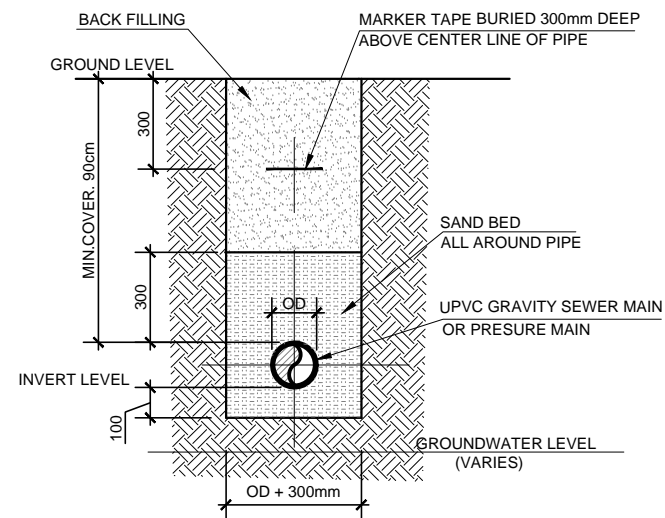
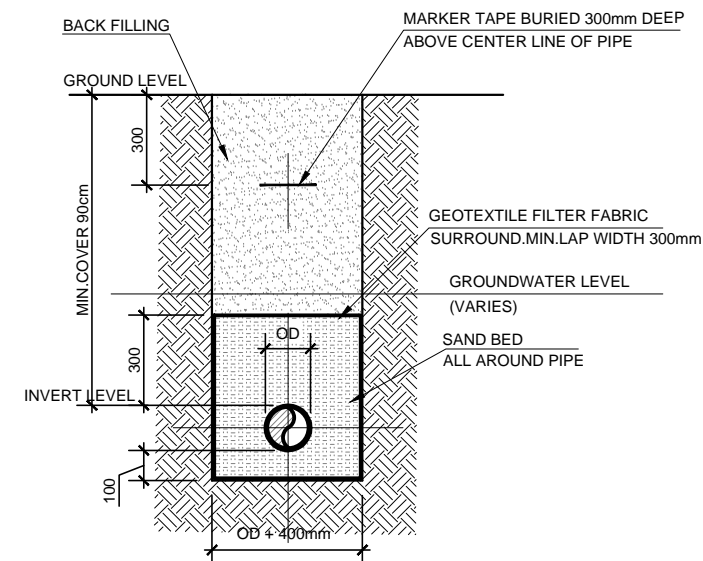




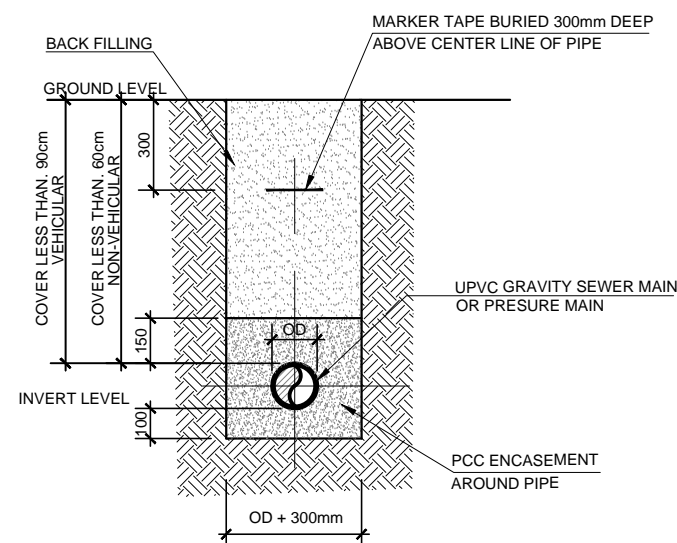
1. ALL DIMENSIONS SHOWN ARE IN MILLIMETERS (MM), UNLESS OTHERWISE SHOWN
2. ALL LEVELS SHOWN ARE IN METERS.
ALL LEVELS SHOWN ARE FROM MEAN SEA LEVEL
3. THIS DRAWING TO BE READ IN CONJUNCTION WITH ALL OTHER RELEVANT DRAWINGS, GENERAL NOTES AND SPECIFICATIONS.
4. ALL NON-PRESSURE PIPES SHALL BE UPVC TO ASTM D-3034 SDR 35.
5. ALL GRAVITY NETWORK LINES SHALL BE 160mm DIA.
6. ALL GRAVITY NETWORK LINES SHALL HAVE MINIMUM 0.5% SLOPE
7. ALL NON-PRESSURE PIPES SHALL HAVE RUBBER SEAL JOINT.
8. ALL LIFT STATIONS AND MANHOLES SHALL BE PLASTIC MOULDED TYPE.
9. CONNECTION FROM THE HOUSEHOLD TO THE INSPECTION CHAMBER IS OUT OF THIS CONTRACT.
10. PROVISION SHALL BE GIVEN IN IC FOR MULTIPLE CONNECTIONS.
11. THE PIPE DIMENSIONS REPRESENT IN OUTSIDE DIAMETER(O.D.)



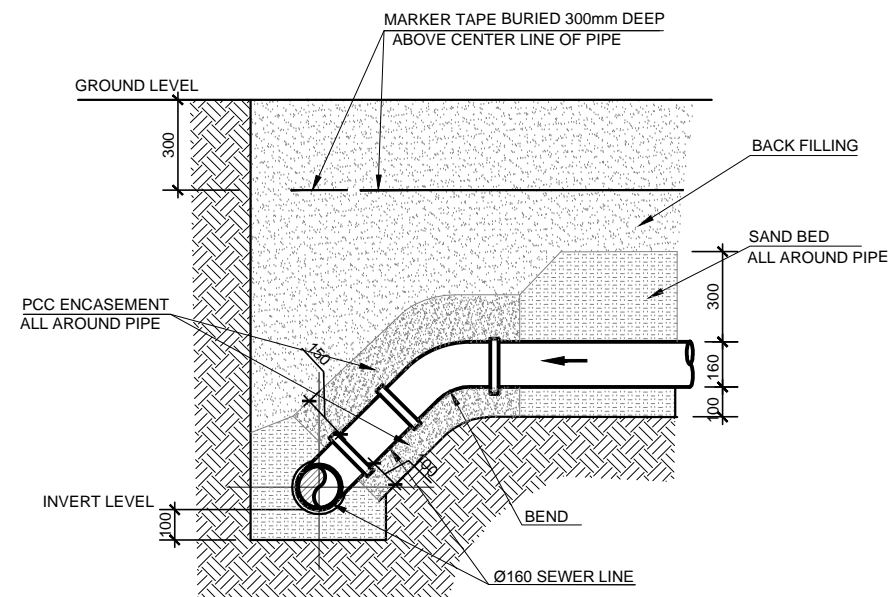
TYPICAL PIPE TRENCH DETAIL
(WATER TABLE BELOW TRENCH BASE)



TYPICAL PIPE TRENCH DETAIL
(WATER TABLE ABOVE TRENCH BASE)



TYPICAL PIPE TRENCH DETAIL CONCRETE ENCASEMENT



TYPICAL BRANCH CONNECTION FROM PIPES **AT HIGHER LEVEL TO LOWER LEVEL**

[illegible]

0	15-09-15	DETAILED DESIGN SUBMISSION	JP	SS	MA
REV.	DATE	DESCRIPTION	DRAWN	CHKD	APPR

REVISION



MINISTRY OF ENVIRONMENT & ENERGY
REPUBLIC OF MALDIVES

CONSULTANT:

Al-Habsh

کے لئے اللہ تعالیٰ کی دعا ہے کہ ان کے دل میں نور پیدا ہو اور وہ اپنے آپ کو اصلاح فرماتے رہیں۔ آمین

Al-Hilali & Ghanem

Al-Habshi Consultar

PROJECT:

Provision of Water Supply Facilities in 04 islands and
Sewerage Facilities in 05 islands -
N.Velidhoo Island - Republic of Maldives

DRAWING TITTLE:

PIPE TRENCH DETAILS N.VELIDHOO ISLAND

DESIGNED	DRAWN	CHECKED	APPROVED	SCALE	DATE
SK	JP	SS	MA	AS SHOWN	15-09-15
PROJECT No.	SHEET No.	DRAWING No.			
K-619	1 OF 1	NV-SW-103			
REV. No.	0				