


**PROPOSED 2 STOREY HOSPITAL EXTENSION AT  
SH.FUNADHOO  
REPUBLIC OF MALDIVES**

**FIRE FIGHTING LAYOUT**

**CLIENT**  
**MINISTRY OF HEALTH**  
**MALE' REPUBLIC OF MALDIVES**

**APRIL 2016**

**ARCHITECT**



**Hannan Yoosuf Architects**

---

MILANO (3<sup>ST</sup> FLOOR) RAHDHEBAI MAGU

---


MACHCHANGOLHI MALE' 20159 MALDIVES

---

TEL: (960) 331 8765 FAX: (960) 331 8763

---

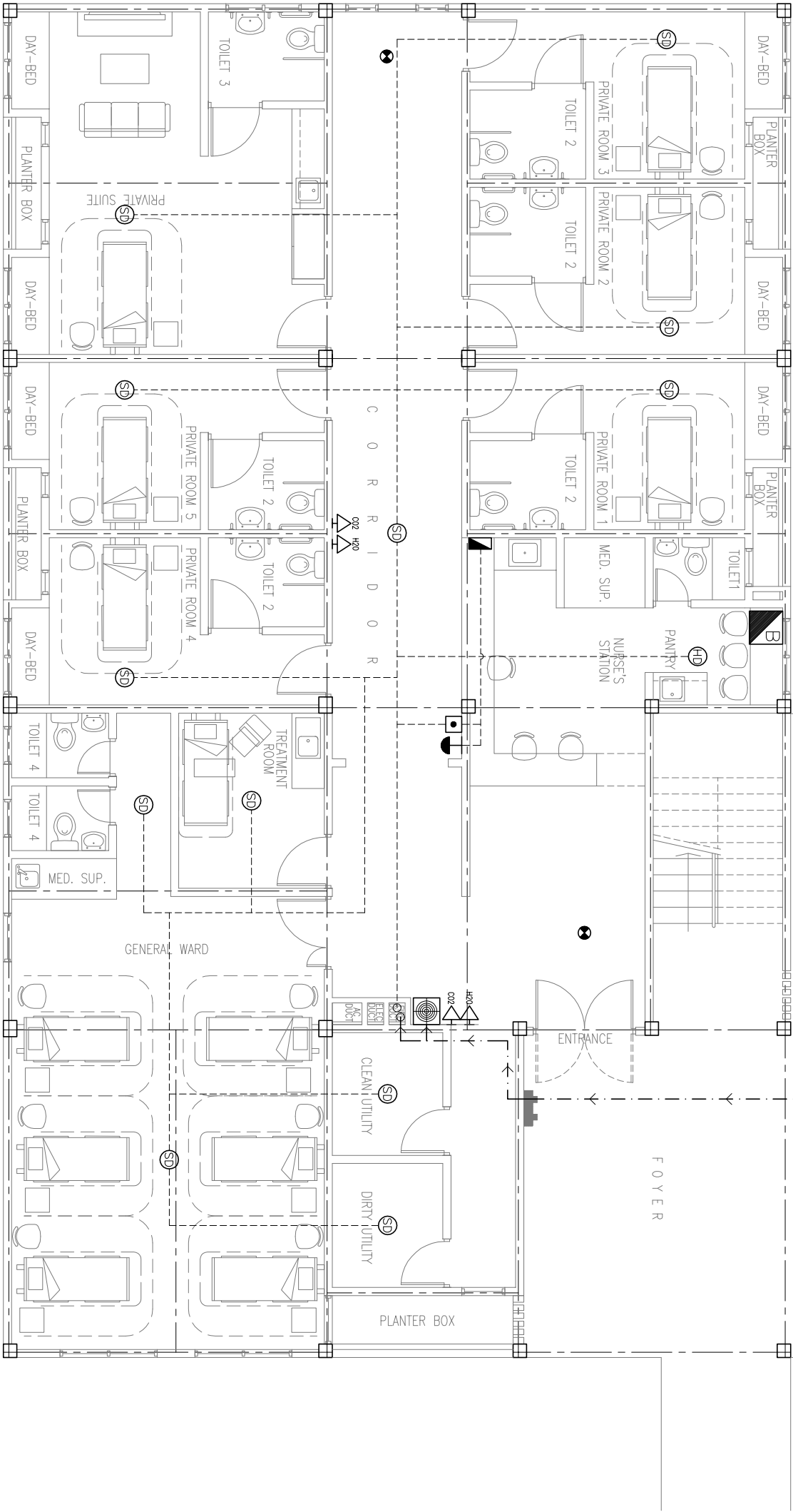
EMAIL: info@nyarch.net WEB: www.nyarch.net



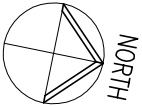
PROPOSED PATHWAY 2  
FOR EXTENSION

PLANTER BOX

- NOTES:
- ALL MATERIALS AND WORKMANSHIP SHALL BE
  - ACCORDING TO NSS REGULATIONS.
  - USE FIRE RETARDANT CABLE FOR
  - ALARM SYSTEM WIRING
  - USE 2.5" DIA. SCHEDULE 40 PIPE FOR
  - DRY RISER SYSTEM (GALVANIZED ON BOTH SIDES).
  - USE 2" DIA. SCHEDULE 40 PIPE FOR
  - WET RISER SYSTEM (GALVANIZED ON BOTH SIDES).



GROUND FLOOR  
FIRE PROTECTION PLAN 1:100



1  
AC-01/02

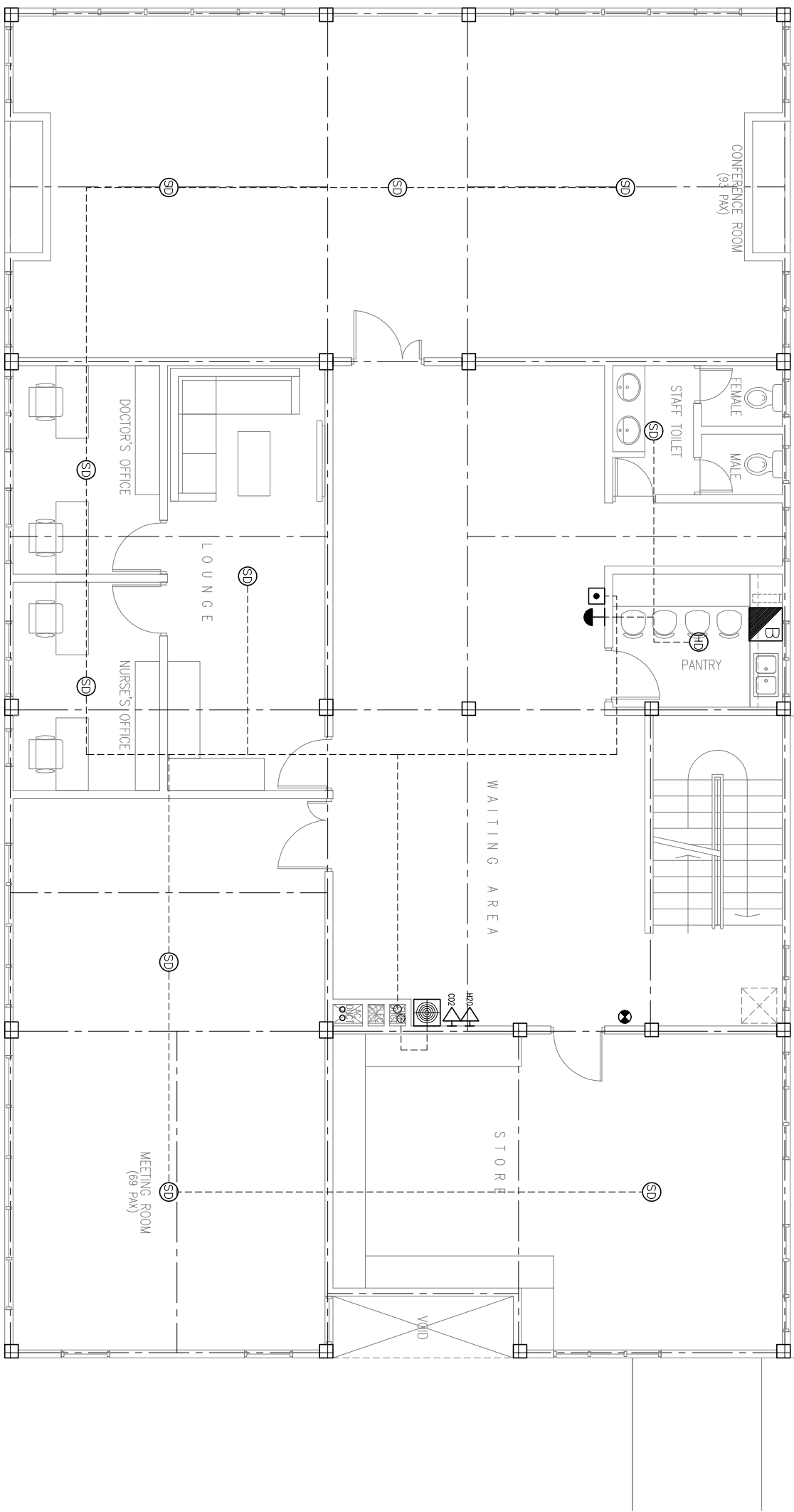
LEGEND

- SMOKE DETECTOR (FIXED 80 DEG.)
- HEAT DETECTOR (FIXED 80 DEG.)
- EXTINGUISHER (9 LITER H2O) WITH CABINET
- EXTINGUISHER (2KG CO2) WITH CABINET
- AUTOMATIC CALL POINT
- EXIT SIGN
- FIRE ALARM SOUNDER AND STROBE
- FIRE BLANKET
- HOSE REEL (WITH 1/2 INCH NOSSEL) WITH CABINET

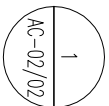
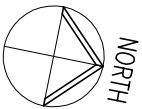
NOTES			
ARCHITECT			
Hannan Yoosuf Architects			
MILANO (3 <sup>RD</sup> FLOOR) RAHDHEBAI MAGU			
MACHCHANGOLHI MALE 20159 MALDIVES			
TEL: (960) 331 8765 FAX: (960) 331 8763			
EMAIL: info@hyarch.net WEB: www.hyarch.net			
CLIENT			
MINISTRY OF HEALTH			
PROJECT			
PROPOSED 2 STOREY EXTENSION OF			
SH. FUMADHOO HOSPITAL			
SH. FUMADHOO			
REPUBLIC OF MALDIVES			
STAGE			
DETAIL DESIGN			
CONTENTS			
GROUND FLOOR AC AND			
EXHAUST FAN LAYOUT			
DESIGN			
YUS			
DRAWN			
YUS			
CHECKED			
RAZZAN			
PROJECT NO.		DRAWING NO.	
2016L-14/21		FR-01	
PROJECT DATE		OF	
APRIL 2016		02	

NOTES:











ALL MATERIALS AND WORKMANSHIP SHALL BE  
-ACCORDING TO NSS REGULATIONS,  
USE FIRE RETARDANT CABLE FOR  
-ALARM SYSTEM WIRING  
USE 2.5" DIA. SCHEDULE 40 PIPE FOR  
DRY RISER SYSTEM (GALVANIZED ON BOTH SIDES),  
USE 2" DIA. SCHEDULE 40 PIPE FOR  
WET RISER SYSTEM (GALVANIZED ON BOTH SIDES).



**FIRST FLOOR  
FIRE PROTECTION PLAN 1:100**



## LEGEND

- |   |  |
|---|--|
|  | SMOKE DETECTOR (FIXED 80 DEG.)   |
|  | HEAT DETECTOR (FIXED 80 DEG.)  |
|  | AUTOMATIC CALL POINT   |
|  | EXTINGUISHER (2KG CO2) WITH CABINET  |
|  | EXTINGUISHER (9 LITER H2O) WITH CABINET  |
|  | EXIT SIGN  |
|  | FIRE ALARM SOUNDER AND STROBE  |
|  | FIRE ALARM PANEL   |
|  | FIRE BLANKET   |
|  | HOSE REEL (WITH 1 INCH NOSSEL) WITH CABINET<br>FLOW RATE 24 LTRS PER MINUTES<br>LENGTH OF HOSE: 30 METRES. |

[illegible]