

PROPOSED SINGLE STOREY MOSQUE  
MALDIVES

ABLUTION AREA  
ARCHITECTURAL DRAWINGS

16.05.2022

PROPOSED SINGLE STOREY MOSQUE , MALDIVES

DRAWING INDEX

PROJECT CODE: COM-32

CLIENT: MINISTRY OF ISLAMIC AFFAIRS

BUILDING: MOSQUE | ABLUTION

BUILDING CODE: MOS300

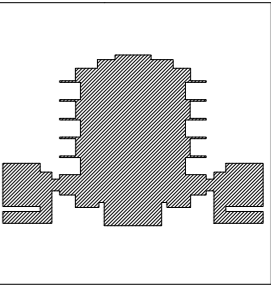
DWG FILE NAME: COM-32\_MOSQUE300\_AB

				DRAWING TITLE				
BLDN.CODE.	DISC.	NO.	PDF FILE NAME	PRIMARY	SECONDARY	SCALE	FORMAT	DATE
ARCHITECTURAL DRAWINGS								
MSQ_AB	AR	00	COM-32_MSQ_AB_AR00_A	DRAWING REGISTER		–	A3	27TH FEB 2021
MSQ_AB	AR	01	COM-32_MSQ_AB_AR01_A	SITE PLAN		1:100	A3	27TH FEB 2021
MSQ_AB	AR	02	COM-32_MSQ_AB_AR02_A	GROUND FLOOR PLAN/ROOF SLAB PLAN		1:50	A3	27TH FEB 2021
MSQ_AB	AR	03	COM-32_MSQ_AB_AR03_A	ELEVATION E1,E2		1:50	A3	27TH FEB 2021
MSQ_AB	AR	04	COM-32_MSQ_AB_AR04_A	SECTION X-X, SECTION Y-Y		1:50	A3	27TH FEB 2021
MSQ_AB	AR	05	COM-32_MSQ_AB_AR05_A	FLOOR FINISHES SCHEDULE		1:50	A3	27TH FEB 2021
MSQ_AB	AR	06	COM-32_MSQ_AB_AR06_A	DOOR & WINDOW SCHEDULE		1:50	A3	27TH FEB 2021
MSQ_AB	AR	07	COM-32_MSQ_AB_AR07_A	ARCHITECTURAL DETAILS 1		1:10	A3	27TH FEB 2021
MSQ_AB	AR	08	COM-32_MSQ_AB_AR08_A	ARCHITECTURAL DETAILS 2		1:10	A3	27TH FEB 2021
MSQ_AB	ST	01	COM-32_MSQ_AB_ST01_A	FOUNDATION AND COLUMN PLAN		1:50	A3	27TH FEB 2021
MSQ_AB	ST	02	COM-32_MSQ_AB_ST02_A	ROOF BEAM PLAN AND ROOF STRUCTURE PLAN		1:50	A3	27TH FEB 2021
MSQ_AB	ST	03	COM-32_MSQ_AB_ST03_A	STRUCTURAL DETAILS		1:20	A3	27TH FEB 2021

CLIENT:  
MINISTRY OF ISLAMIC AFFAIRS

DESIGN AND CONSULTANCY:  

SIARCH  
PRIVATE LIMITED  
LONUZIYARAIY MAGU,MALE',20075,MALDIVES  
EMAIL: INFO@SIARCH.DESIGN  
HTTP://WWW.SIARCH.DESIGN

KEY PLAN:  


WARNING:  

- This drawing shall not be used for construction unless certified.
- Contractor to verify all dimensions of existing works on site before commencing any work or preparing shop drawings.
- Do not scale drawings, use written dimensions only.
- This drawing is to be read in conjunction with the specifications and conditions of contract.
- This drawing and design is copyright and no portion may be reproduced without the permission of the Consultant

REVISIONS  

NO	DESCRIPTION	DATE

PROJECT:  

PROPOSED  
MOSQUE FOR  
300 PAX

PHASE:  

☐ CONCEPT DESIGN  
☐ DESIGN DEVELOPMENT  
☒ TENDER DOCUMENT  
☐ FOR CONSTRUCTION  
☐ AS BUILD DRAWINGS

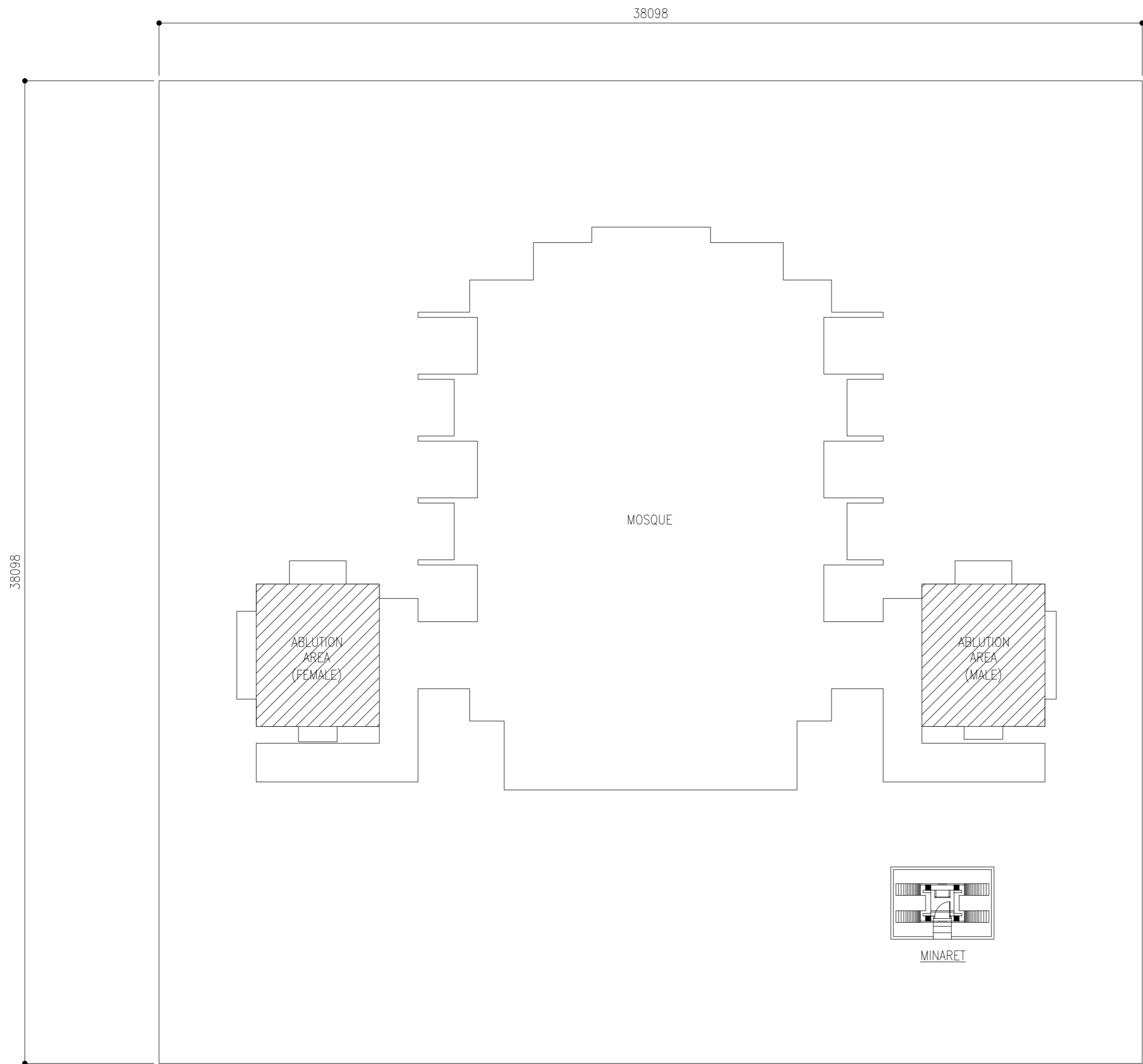
DESIGNATION	NAME	SIGNATURE
PROJECT MANAGER	SIARCH PVT LTD.	
STR. ENGINEER	KINNANATH HUSSAIN	
CHIEF ARCHITECT	ALI WAJEEH	
CHECKED	MOHAMED SIRAJ	
DRAWN	ASHAN M.	

DWG. NAME:  

ARCHITECTURAL


DRAWING INDEX  

CODE	DATE	DWG. NO:
COM-32	16-09-18	AR00
FORMAT	A1   A2   A3	
SCALE	-   -   1:100	ISSUE A
PDF FILE NAME	COM-32_MSQ_AB_AR00_A	



SITE PLAN

SCALE 1:100

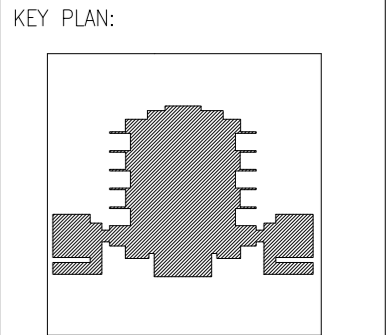


CLIENT:  
MINISTRY OF ISLAMIC AFFAIRS

DESIGN AND CONSULTANCY:

SIARCH

PRIVATE LIMITED  
LONUZIYARAIY MAGU,MALE',20075,MALDIVES  
EMAIL: INFO@SIARCH.DESIGN  
HTTP://WWW.SIARCH.DESIGN



- WARNING:
- This drawing shall not be used for construction unless certified.
  - Contractor to verify all dimensions of existing works on site before commencing any work or preparing shop drawings.
  - Do not scale drawings, use written dimensions only.
  - This drawing is to be read in conjunction with the specifications and conditions of contract.
  - This drawing and design is copyright and no portion may be reproduced without the permission of the Consultant

REVISIONS		
NO	DESCRIPTION	DATE

PROJECT:

PROPOSED  
MOSQUE FOR  
300 PAX.

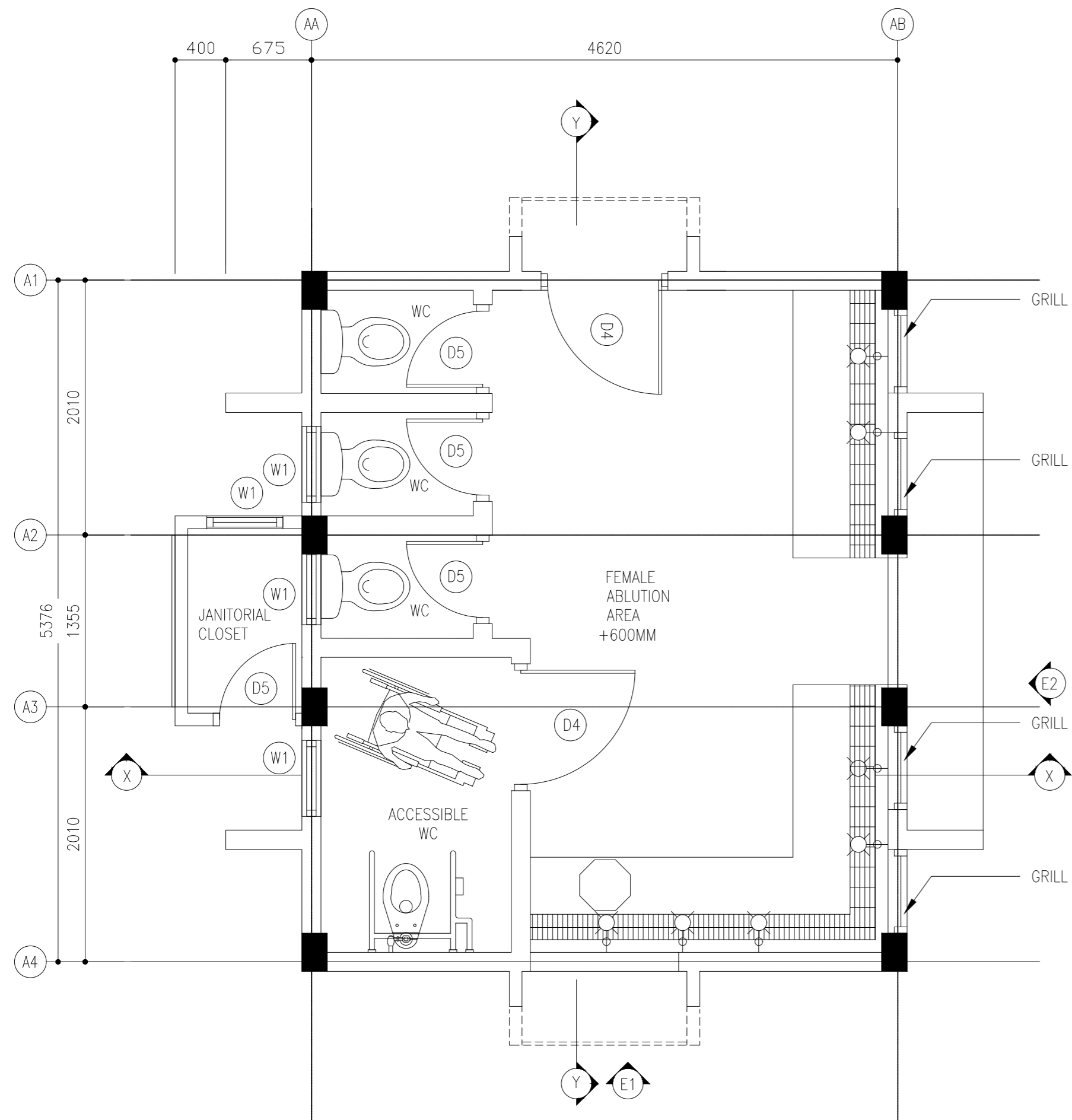
- PHASE:
- ☐ CONCEPT DESIGN
  - ☐ DESIGN DEVELOPMENT
  - ☒ TENDER DOCUMENT
  - ☐ FOR CONSTRUCTION
  - ☐ AS BUILD DRAWINGS

DESIGNATION	NAME	SIGNATURE
PROJECT MANAGER	SIARCH PVT LTD.	
STR. ENGINEER	KINNANATH HUSSAIN	
CHIEF ARCHITECT	ALI WAJEEH	
CHECKED	MOHAMED SIRAJ	
DRAWN	ASHAN M.	

DWG. NAME:

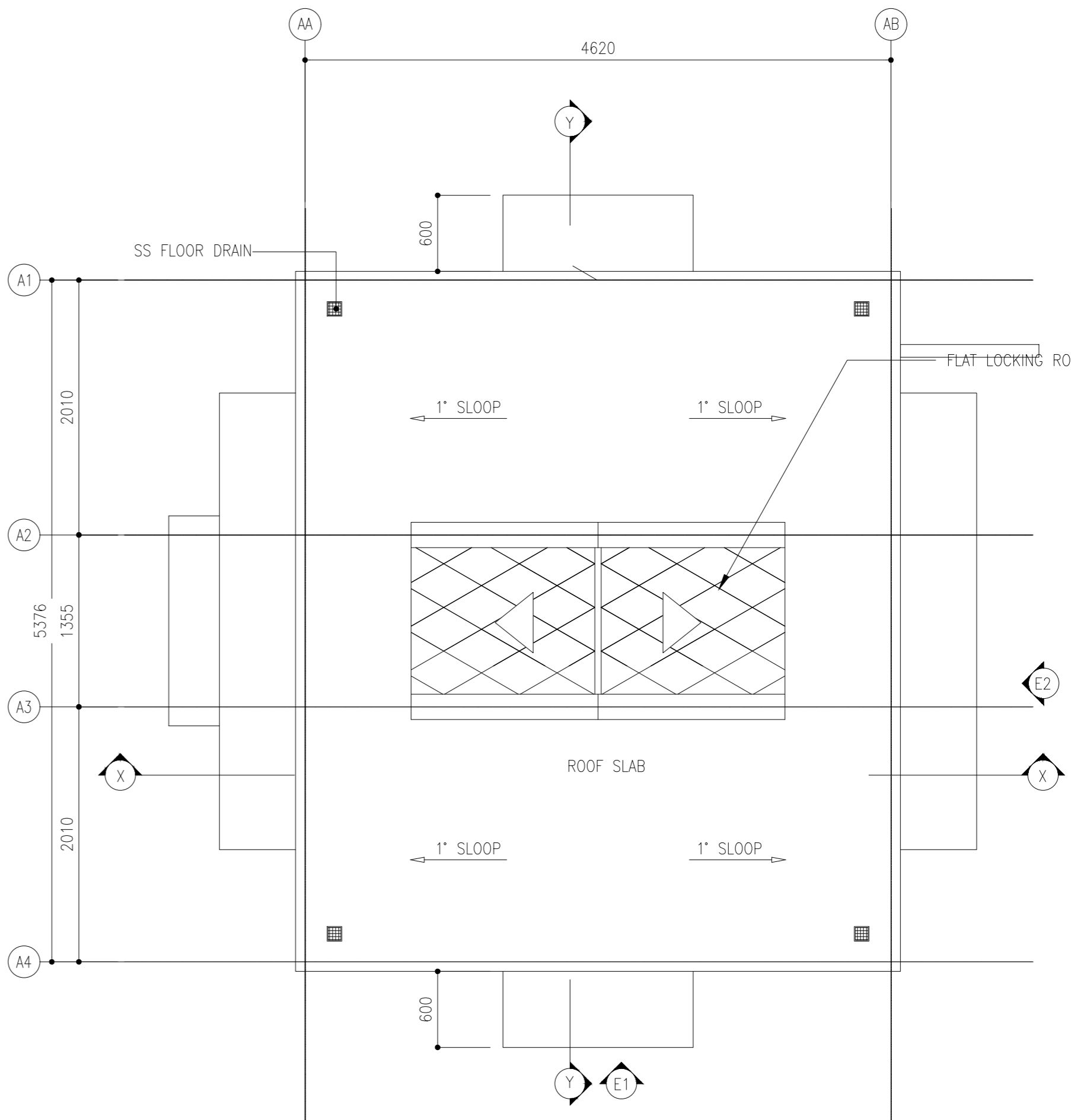
ARCHITECTURAL

SITE PLAN		
CODE COM-32	DATE 16-09-18	DWG. NO: AR01
FORMAT A1	A2	A3
SCALE -	-	1:100
ISSUE		A
PDF FILE NAME:COM-32_MSQ_AB_AR01_A		



FLOOR PLAN

SCALE 1:50



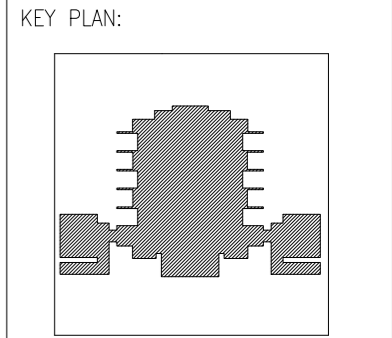
ROOF PLAN

SCALE 1:50



CLIENT:  
MINISTRY OF ISLAMIC AFFAIRS

DESIGN AND CONSULTANCY:  
**SIARCH**  
PRIVATE LIMITED  
LONUZIYAARIY MAGU, MALE, 20075, MALDIVES  
EMAIL: INFO@SIARCH.DESIGN  
HTTP://WWW.SIARCH.DESIGN



WARNING:

- This drawing shall not be used for construction unless certified.
- Contractor to verify all dimensions of existing works on site before commencing any work or preparing shop drawings.
- Do not scale drawings, use written dimensions only.
- This drawing is to be read in conjunction with the specifications and conditions of contract.
- This drawing and design is copyright and no portion may be reproduced without the permission of the Consultant

REVISIONS		
NO	DESCRIPTION	DATE

PROJECT:  
**PROPOSED MOSQUE FOR 300 PAX.**

PHASE:  
☐ CONCEPT DESIGN  
☐ DESIGN DEVELOPMENT  
☒ TENDER DOCUMENT  
☐ FOR CONSTRUCTION  
☐ AS BUILD DRAWINGS

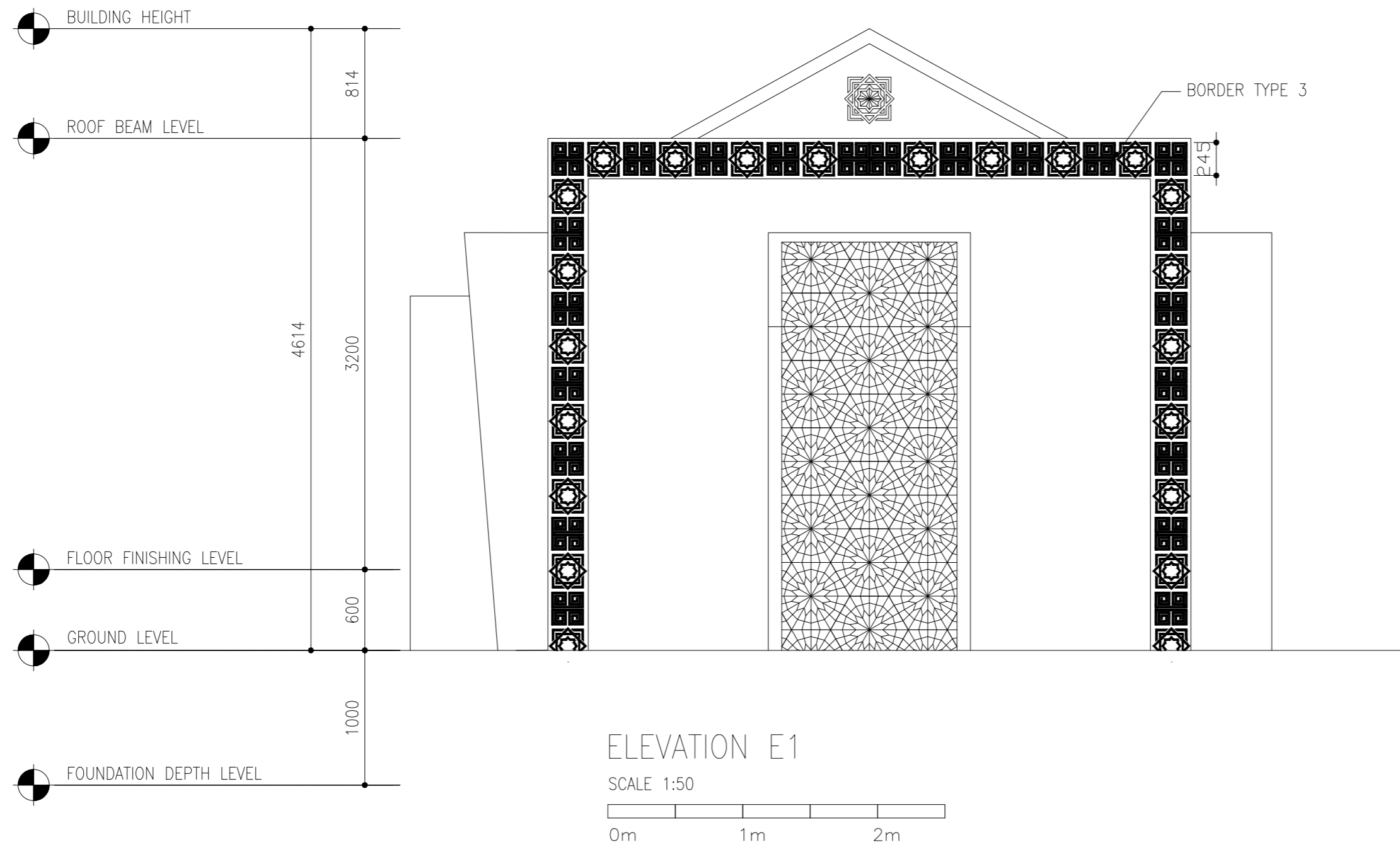
DESIGNATION	NAME	SIGNATURE
PROJECT MANAGER	SIARCH PVT LTD	
STR. ENGINEER	KINNANATH HUSSAIN	
CHIEF ARCHITECT	ALI WAJEEH	
CHECKED	MOHAMED SIRAJ	
DRAWN	ASHAN M.	

DWG. NAME:

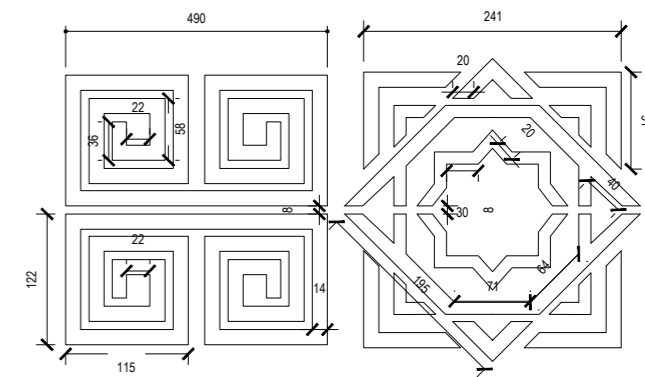
ARCHITECTURAL

FLOOR PLAN &  
ROOF PLAN

CODE	DATE	DWG. NO:
COM-32	16-09-18	AR02
FORMAT	A1 A2 A3	
SCALE	- - 1:100	ISSUE A
PDF FILE NAME: COM-32_MSQ_AB_AR02_A		

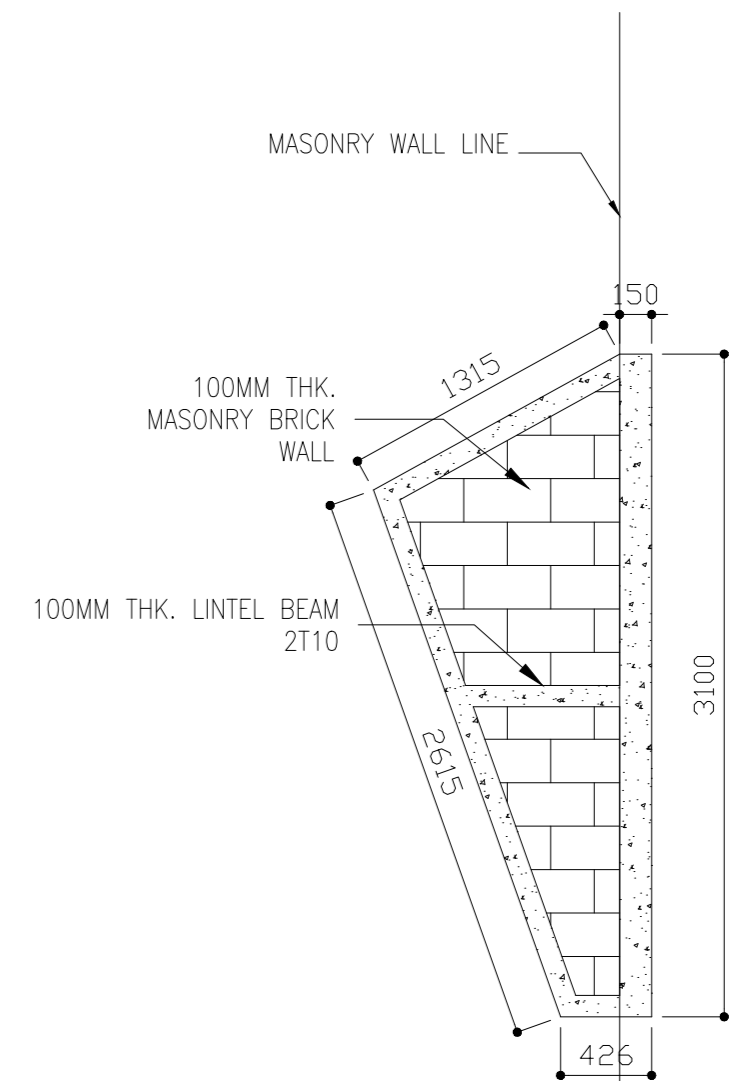
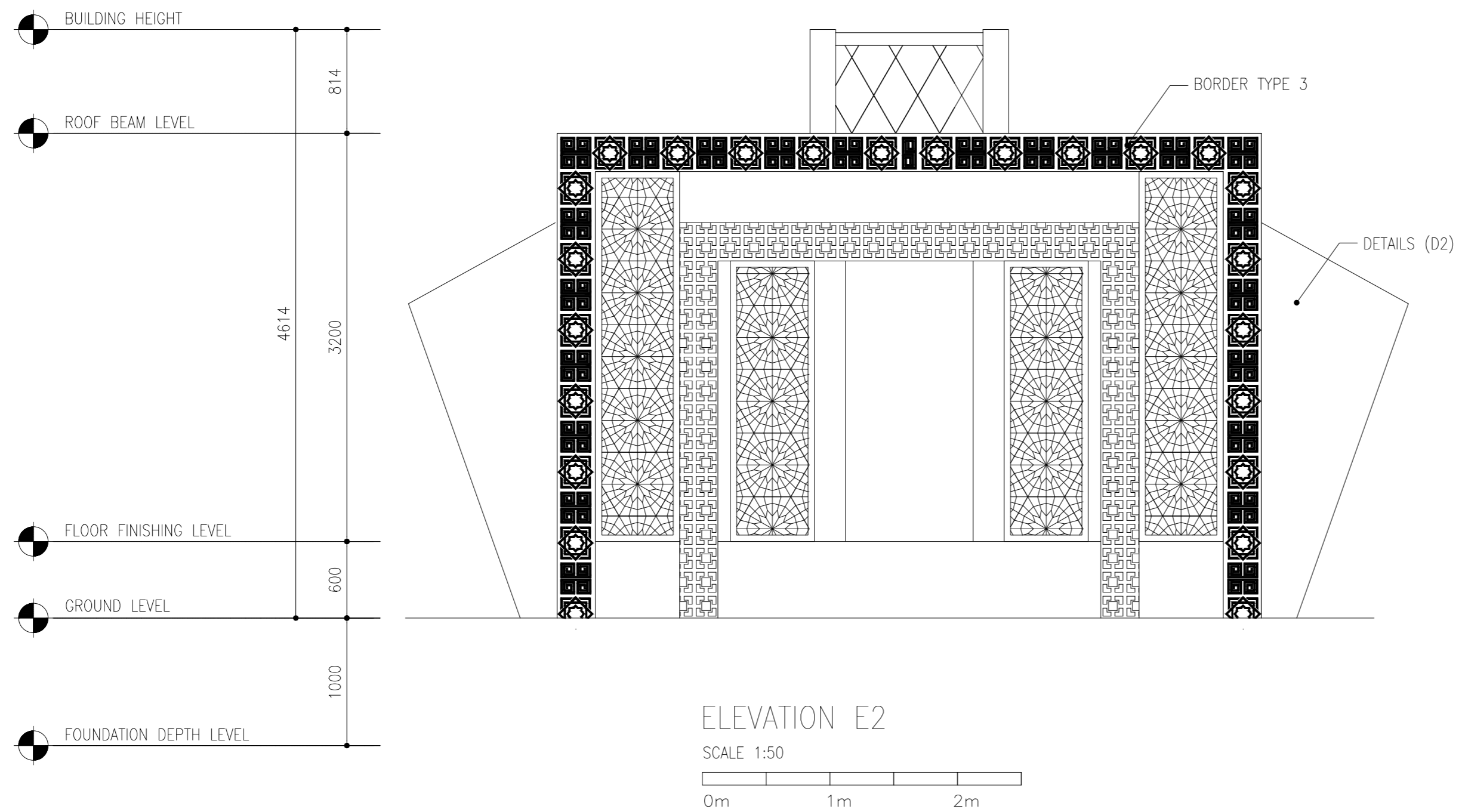


BORDER TYPE	TYPICAL PATTERN
BORDER TYPE 3	



BORDER TYPE 3

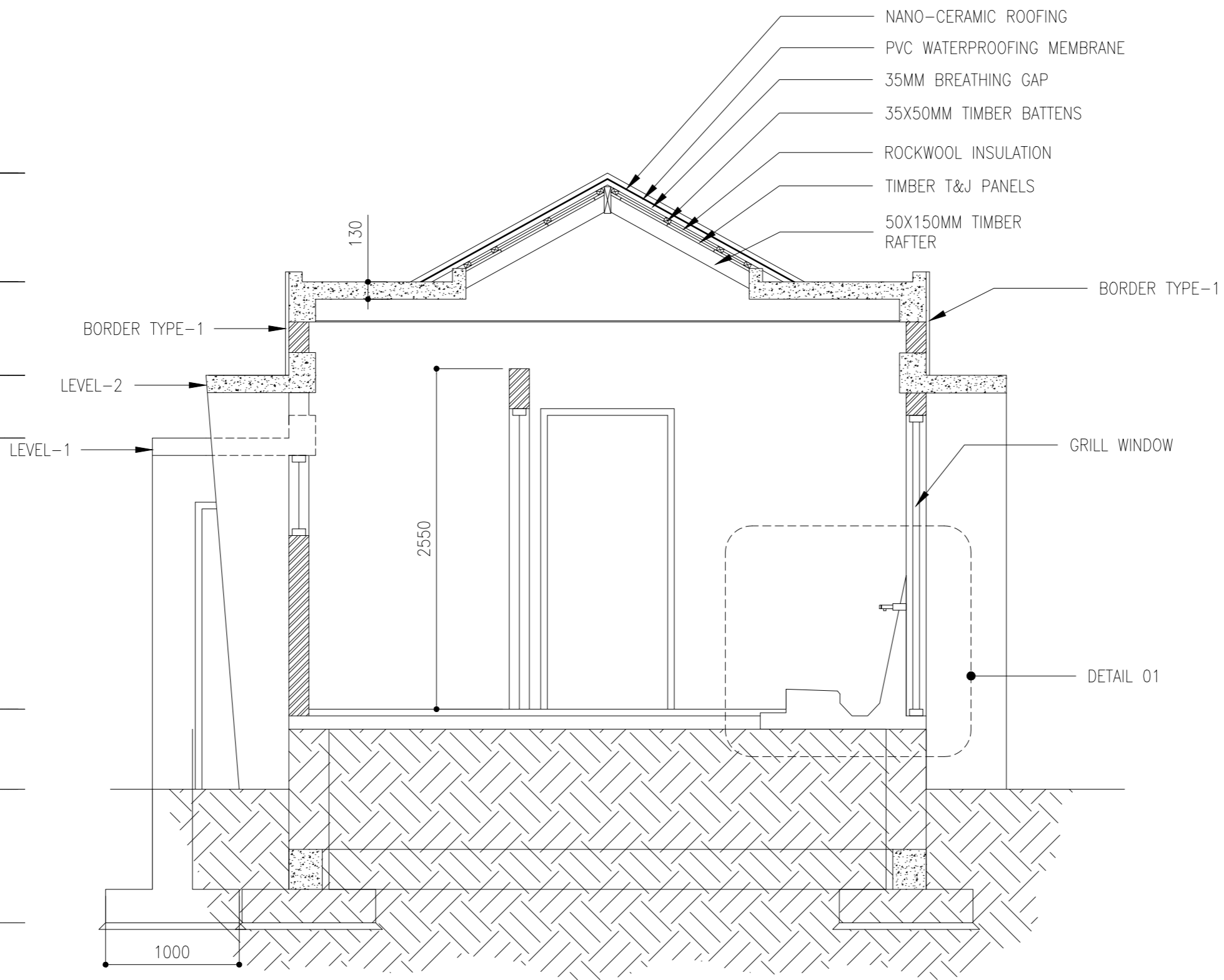
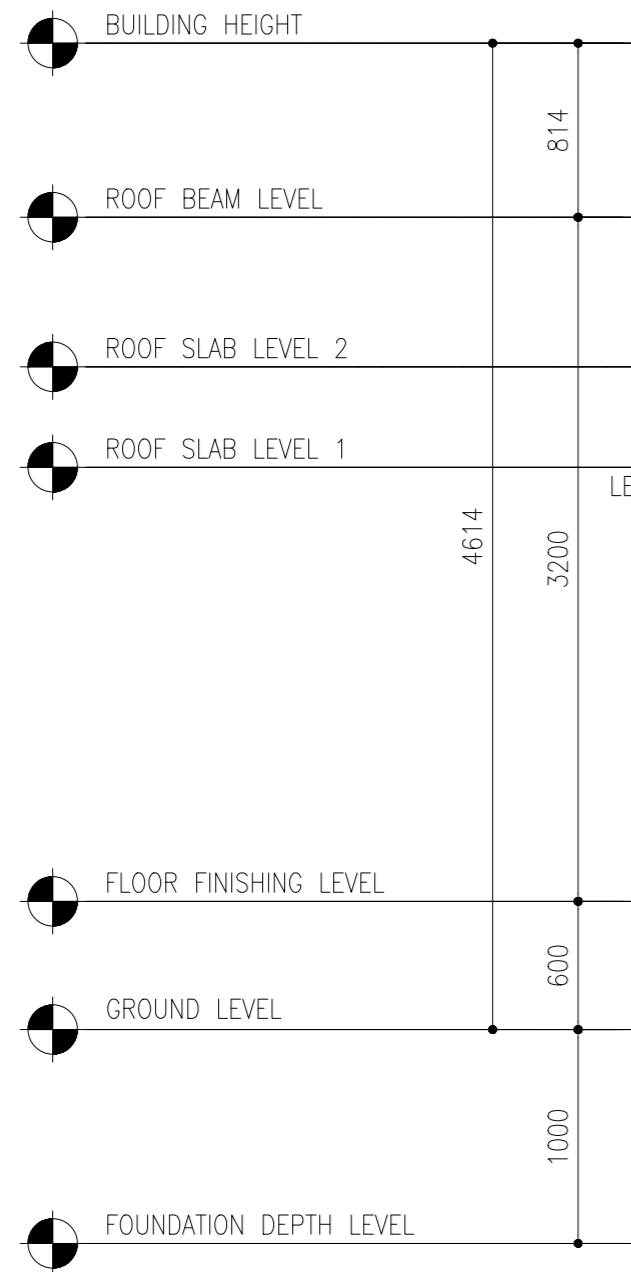
SCALE 1:10



DETAIL 2 – FIN WALL DETAILS

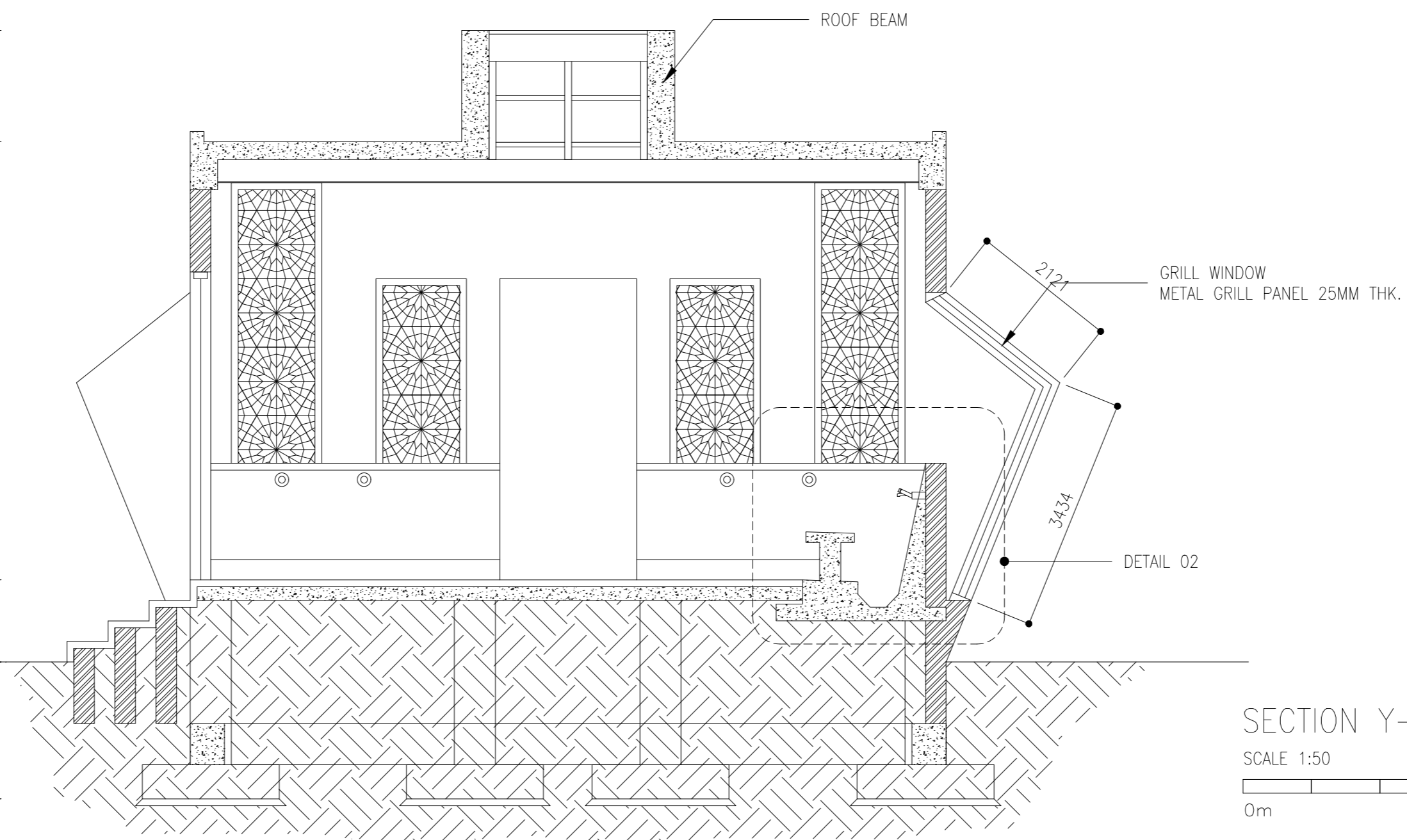

SCALE 1:50






SECTION X-X

SCALE 1:50



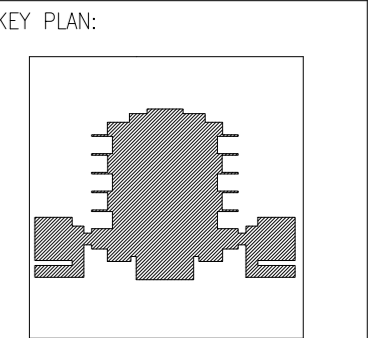
SECTION Y-Y

SCALE 1:50



CLIENT:  
MINISTRY OF ISLAMIC AFFAIRS

DESIGN AND CONSULTANCY:  
**SIARCH**  
PRIVATE LIMITED  
LONUZIAARAIY MAGU, MALE', 20075, MALDIVES  
EMAIL: INFO@SIARCH.DESIGN  
HTTP://WWW.SIARCH.DESIGN



WARNING:

- This drawing shall not be used for construction unless certified.
- Contractor to verify all dimensions of existing works on site before commencing any work or preparing shop drawings.
- Do not scale drawings, use written dimensions only.
- This drawing is to be read in conjunction with the specifications and conditions of contract.
- This drawing and design is copyright and no portion may be reproduced without the permission of the Consultant

REVISIONS		
NO	DESCRIPTION	DATE

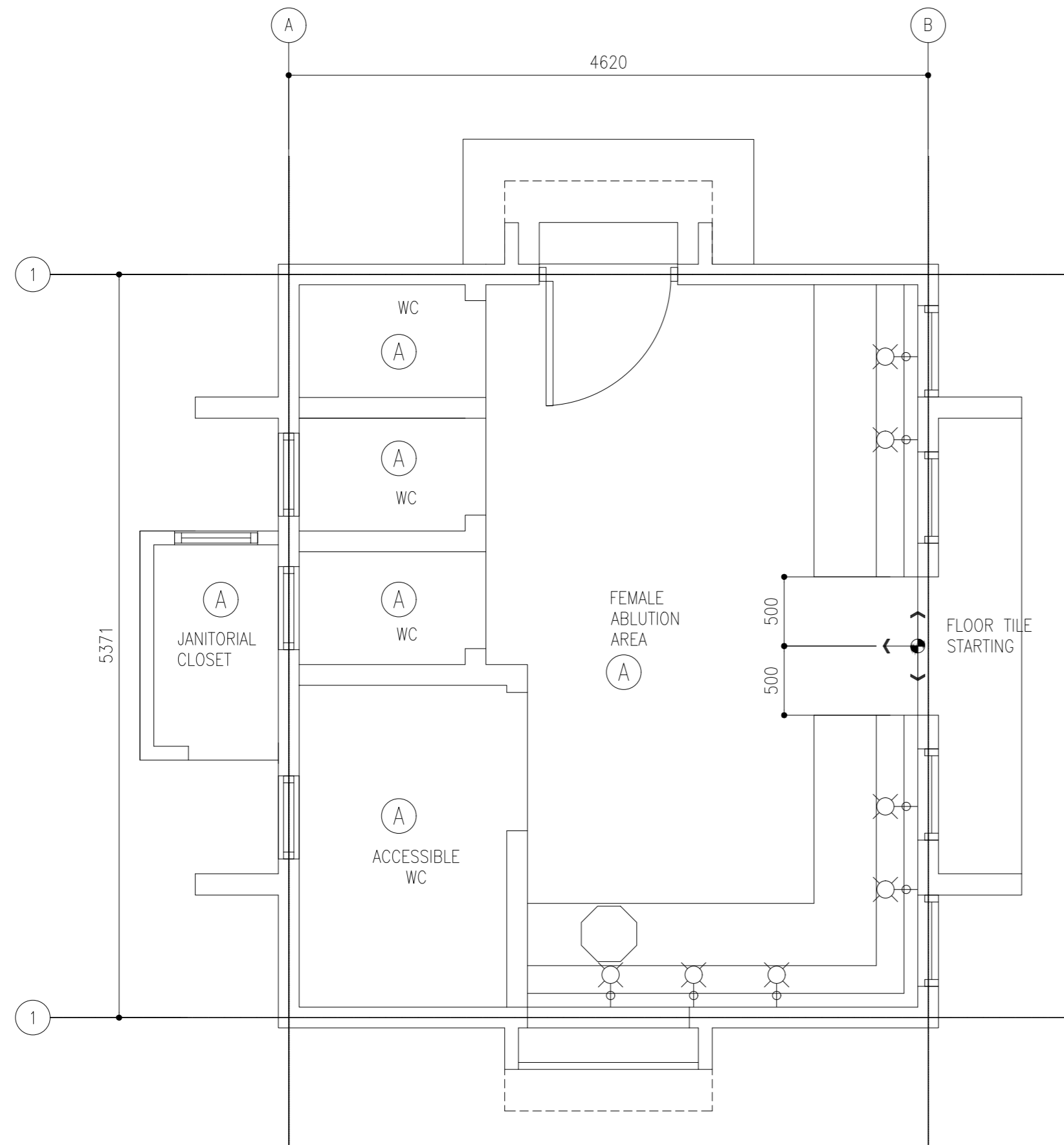
PROJECT:  
**PROPOSED MOSQUE FOR 300 PAX.**

PHASE:  
☐ CONCEPT DESIGN  
☐ DESIGN DEVELOPMENT  
☒ TENDER DOCUMENT  
☐ FOR CONSTRUCTION  
☐ AS BUILD DRAWINGS

DESIGNATION	NAME	SIGNATURE
PROJECT MANAGER	SIARCH PVT LTD.	
STR. ENGINEER	KINNANATH HUSSAIN	
CHIEF ARCHITECT	ALI WAJEEH	
CHECKED	MOHAMED SIRAJ	
DRAWN	ASHAN M.	

DWG. NAME:  
**ARCHITECTURAL**

SECTION X-X, SECTION Y-Y		
CODE COM-32	DATE 16-09-18	DWG. NO: AR04
FORMAT	A2 A3	
SCALE	- 1:100	ISSUE A
PDF FILE NAME: COM-32_MSQ_AB_AR04_A		



FLOOR FINISHES PLAN

SCALE 1:100



- A NON-SLIP CERAMIC TILES
- B 1200MM HIGH WALL TILES
- C EMULSION PAINT FINISH
- D ENAMEL PAINT FINISH
- E VARNISH FINISH
- F EXPOSED FINISH
- G ROUGH CONCRETE FINISH

SURFACE	GENERAL	FLOOR	WALL	CEILING	REMARKS
ABLUTION AREA		A	B	D	
DOOR/WINDOWS			D	D	
EXTERIOR	D		D		

SURFACE FINISHES SCHEDULE

CLIENT:  
MINISTRY OF ISLAMIC AFFAIRS

DESIGN AND CONSULTANCY:  
**SIARCH**  
PRIVATE LIMITED  
LONUZIYARAIY MAGU,MALE',20075,MALDIVES  
EMAIL: INFO@SIARCH.DESIGN  
HTTP://WWW.SIARCH.DESIGN

KEY PLAN:

WARNING:

- This drawing shall not be used for construction unless certified.
- Contractor to verify all dimensions of existing works on site before commencing any work or preparing shop drawings.
- Do not scale drawings, use written dimensions only.
- This drawing is to be read in conjunction with the specifications and conditions of contract.
- This drawing and design is copyright and no portion may be reproduced without the permission of the Consultant

REVISIONS

NO	DESCRIPTION	DATE

PROJECT:  
**PROPOSED MOSQUE FOR 300 PAX.**

PHASE:

- ☐ CONCEPT DESIGN
- ☐ DESIGN DEVELOPMENT
- ☒ TENDER DOCUMENT
- ☐ FOR CONSTRUCTION
- ☐ AS BUILD DRAWINGS

DESIGNATION	NAME	SIGNATURE
PROJECT MANAGER	SIARCH PVT LTD.	
STR. ENGINEER	KINNANATH HUSSAIN	
CHIEF ARCHITECT	ALI WAJEEH	
CHECKED	MOHAMED SIRAJ	
DRAWN	ASHAN M.	

DWG. NAME:  
  
**ARCHITECTURAL**

SURFACE FINISHES SCHEDULE

CODE	DATE	DWG. NO:
COM-32	16-09-18	AR05
FORMAT	A1   A2   A3	
SCALE	-   -   1:100	ISSUE A

PDF FILE NAME:COM-32\_MSQ\_AB\_AR05\_A

D4

TOTAL = 04 nos.  
G.A. = 3.64 m<sup>2</sup>

D5

TOTAL = 06 nos.  
G.A. = 1.85 m<sup>2</sup>

W1

TOTAL = 06 nos.  
G.A. = 1.85 m<sup>2</sup>

G1

TOTAL = 04 nos.  
G.A. = 0.00 m<sup>2</sup>

G2

TOTAL = 04 nos.  
G.A. = 0.00 m<sup>2</sup>

1000

2150

700

2150

400

400

2100

660

2900

660

2200

FLOOR

QUANTITY

DOOR FRAME

DOOR PANEL

LOCK/HINGES

FINISHES

REMARKS

GROUND

11

WHITE POWDER COATED ALUMINUM FRAME

WHITE POWDER COATED ALUMINUM DOOR PANEL

BUTT HINGE (SILVER) x 4 MORTISE LOCK x2

WHITE FINISH

-

ABLUTION AREA

3

WHITE POWDER COATED ALUMINUM FRAME

WHITE POWDER COATED ALUMINUM DOOR PANEL

BRUSHED METAL (SILVER) x 4 BRASS LOCK x1

WHITE FINISH

-

ABLUTION AREA

2

WHITE POWDER COATED ALUMINUM FRAME

WHITE POWDER COATED ALUMINUM GRILL

-

WHITE FINISH

-

ABLUTION AREA

4

WHITE POWDER COATED ALUMINUM FRAME

WHITE POWDER COATED ALUMINUM GRILL

-

WHITE FINISH

-

ABLUTION AREA

4

WHITE POWDER COATED ALUMINUM FRAME

WHITE POWDER COATED ALUMINUM GRILL

-

WHITE FINISH

-

100

150

R6@150MM C/C

2T10

NOTE:

G: 6mm thk glazing  
FG: 6mm thk fixed glazing  
PP: 35mm thk H/W framed ply door panel  
SD: 35mm thk solid H/W door panel  
AL: Aluminum louvers

DOOR AND WINDOW SCHEDULE 01

SCALE 1:50

LINTEL BEAM ABOVE ALL WINDOWS & DOORS

CLIENT:  
MINISTRY OF ISLAMIC AFFAIRS

DESIGN AND CONSULTANCY:  

SIARCH

PRIVATE LIMITED  
LONUZIYARAIY MAGU,MALE',20075,MALDIVES  
EMAIL: INFO@SIARCH.DESIGN  
HTTP://WWW.SIARCH.DESIGN

KEY PLAN:

WARNING:

- This drawing shall not be used for construction unless certified.
- Contractor to verify all dimensions of existing works on site before commencing any work or preparing shop drawings.
- Do not scale drawings, use written dimensions only.
- This drawing is to be read in conjunction with the specifications and conditions of contract.
- This drawing and design is copyright and no portion may be reproduced without the permission of the Consultant

REVISIONS

NO	DESCRIPTION	DATE

PROJECT:  

PROPOSED MOSQUE FOR 300 PAX.

PHASE:

☐ CONCEPT DESIGN

☐ DESIGN DEVELOPMENT

☒ TENDER DOCUMENT

☐ FOR CONSTRUCTION

☐ AS BUILD DRAWINGS

DESIGNATION	NAME	SIGNATURE
PROJECT MANAGER	SIARCH PVT LTD	
STR. ENGINEER	KINNANATH HUSSAIN	
CHIEF ARCHITECT	ALI WAJEEH	
CHECKED	MOHAMED SIRAJ	
DRAWN	ASHAN M.	

DWG. NAME:  

ARCHITECTURAL

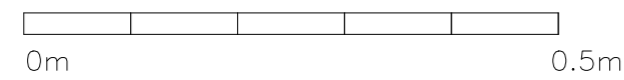
DOOR & WINDOW SCHEDULE

CODE COM-32	DATE 16-09-18	DWG. NO: AR06
FORMAT A1	A2	A3
SCALE -	-	1:100
ISSUE		A

PDF FILE NAME:COM-32\_MSQ\_AB\_AR06\_A

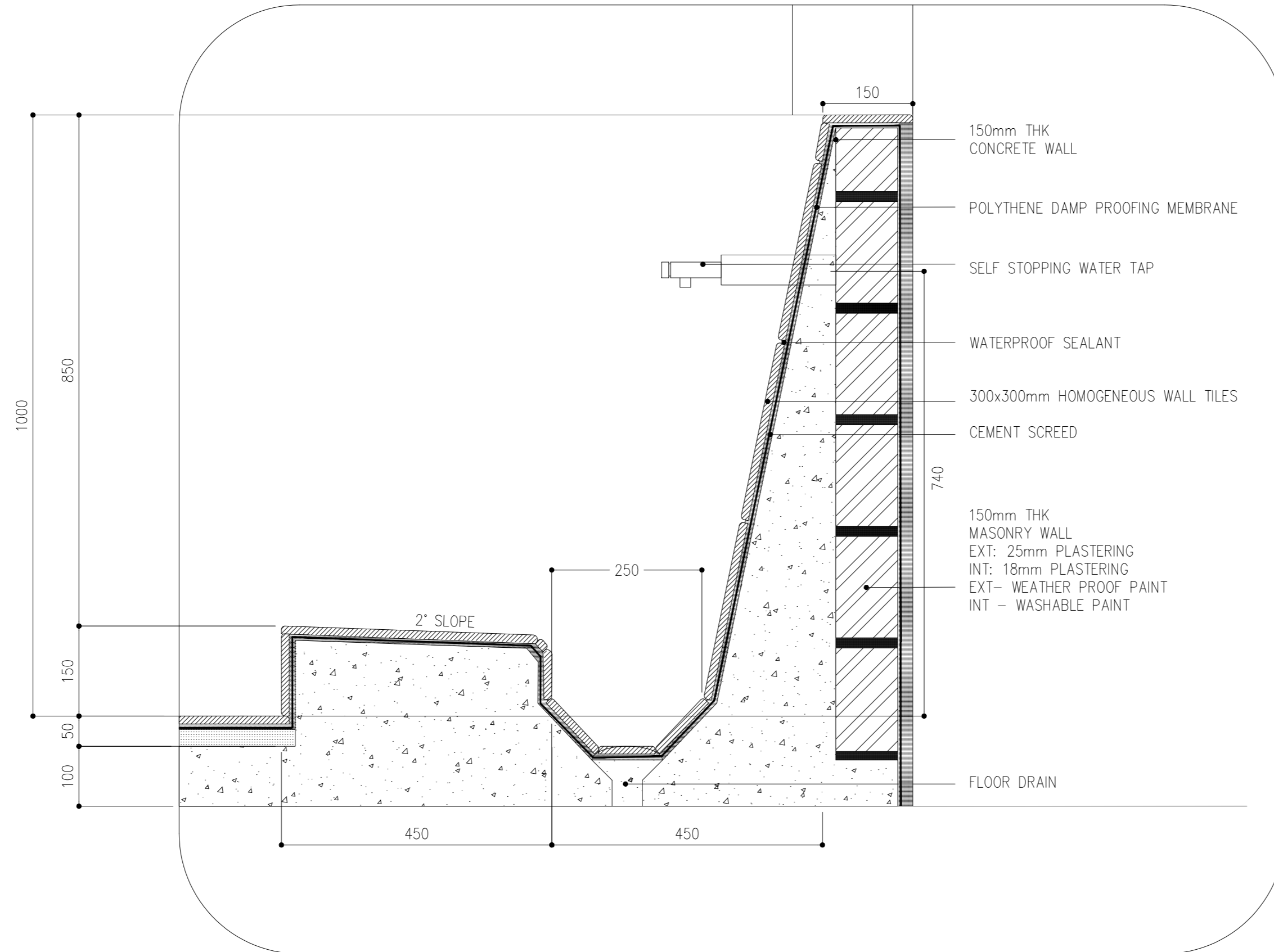
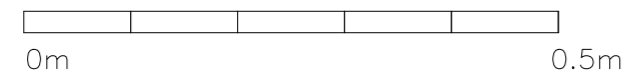
DETAIL 01: ABLUTION AREA

SCALE 1:10



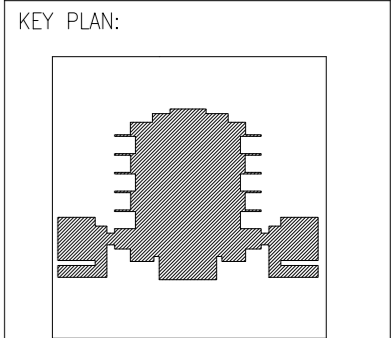
ARCHITECTURAL DETAILS 01

SCALE 1:10



CLIENT:  
MINISTRY OF ISLAMIC AFFAIRS

DESIGN AND CONSULTANCY:  
**SIARCH**  
PRIVATE LIMITED  
LONUZIYARAIY MAGU, MALE', 20075, MALDIVES  
EMAIL: INFO@SIARCH.DESIGN  
HTTP://WWW.SIARCH.DESIGN



WARNING:

- This drawing shall not be used for construction unless certified.
- Contractor to verify all dimensions of existing works on site before commencing any work or preparing shop drawings.
- Do not scale drawings, use written dimensions only.
- This drawing is to be read in conjunction with the specifications and conditions of contract.
- This drawing and design is copyright and no portion may be reproduced without the permission of the Consultant

REVISIONS		
NO	DESCRIPTION	DATE

PROJECT:  
**PROPOSED MOSQUE FOR 300 PAX.**

PHASE:

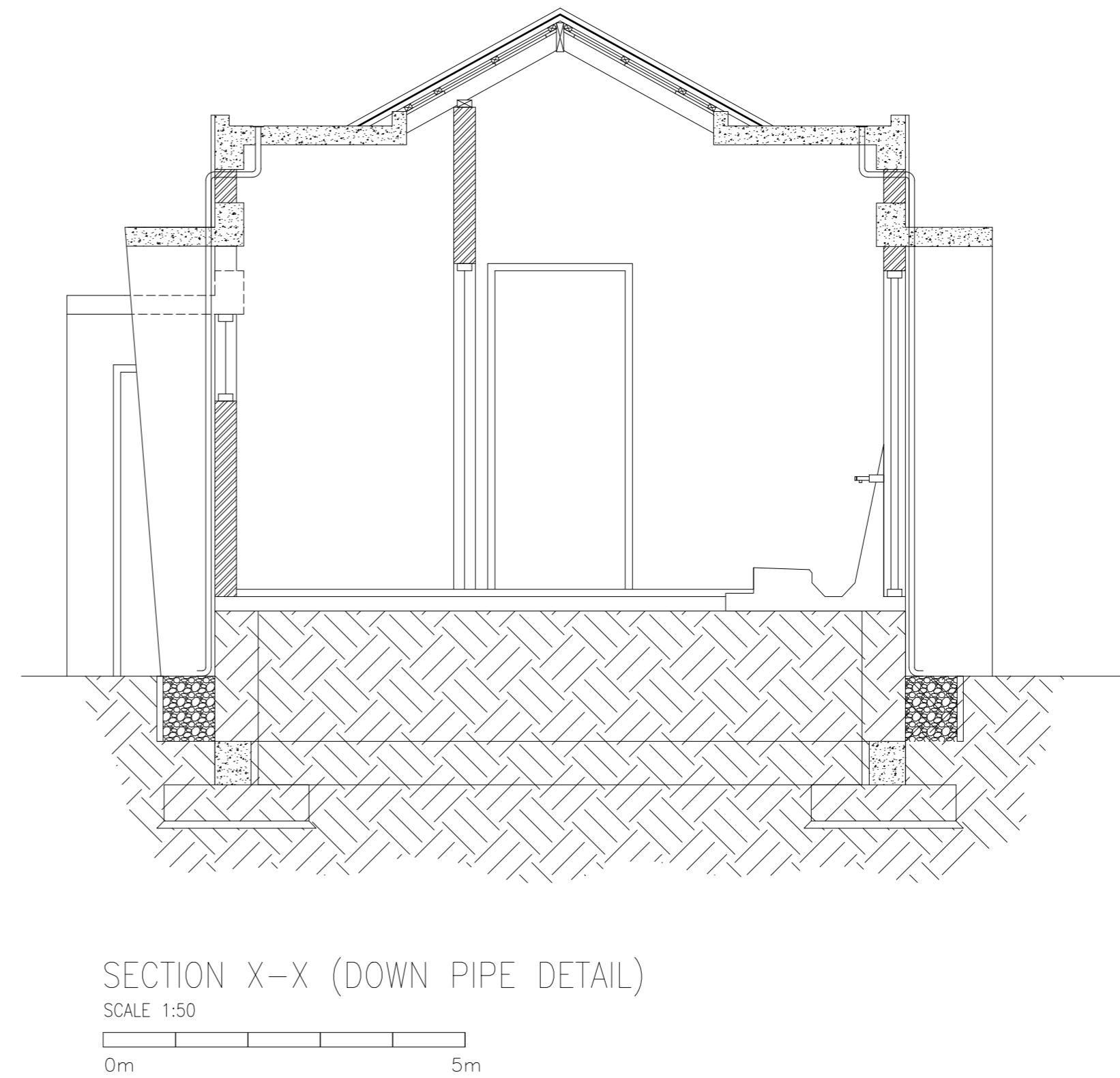
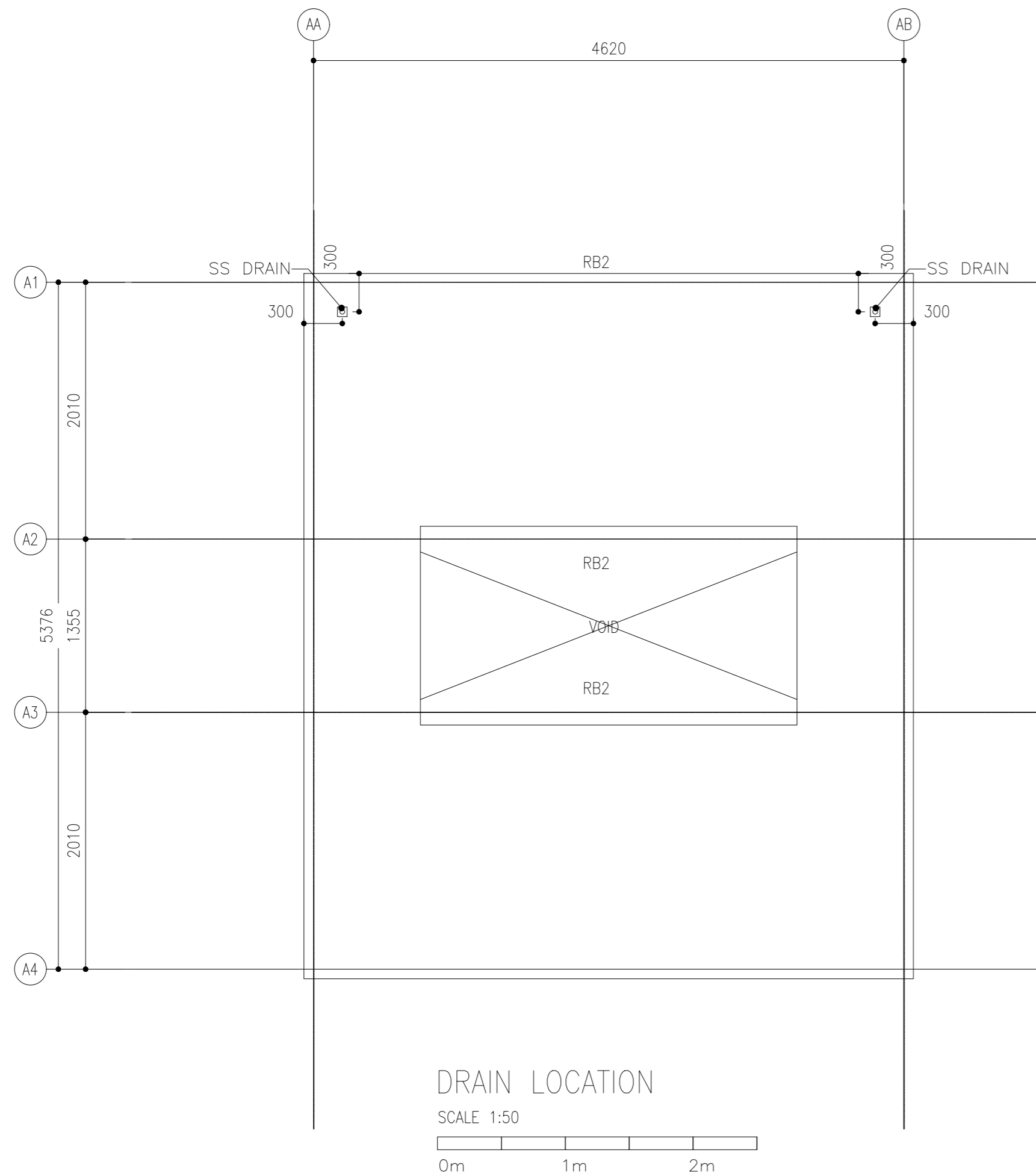
- ☐ CONCEPT DESIGN
- ☐ DESIGN DEVELOPMENT
- ☒ TENDER DOCUMENT
- ☐ FOR CONSTRUCTION
- ☐ AS BUILD DRAWINGS

DESIGNATION	NAME	SIGNATURE
PROJECT MANAGER	SIARCH PVT LTD.	
STR. ENGINEER	KINNANATH HUSSAIN	
CHIEF ARCHITECT	ALI WAJEEH	
CHECKED	MOHAMED SIRAJ	
DRAWN	ASHAN M.	

DWG. NAME:  
**ARCHITECTURAL**

**ARCHITECTURAL DETAILS 1**

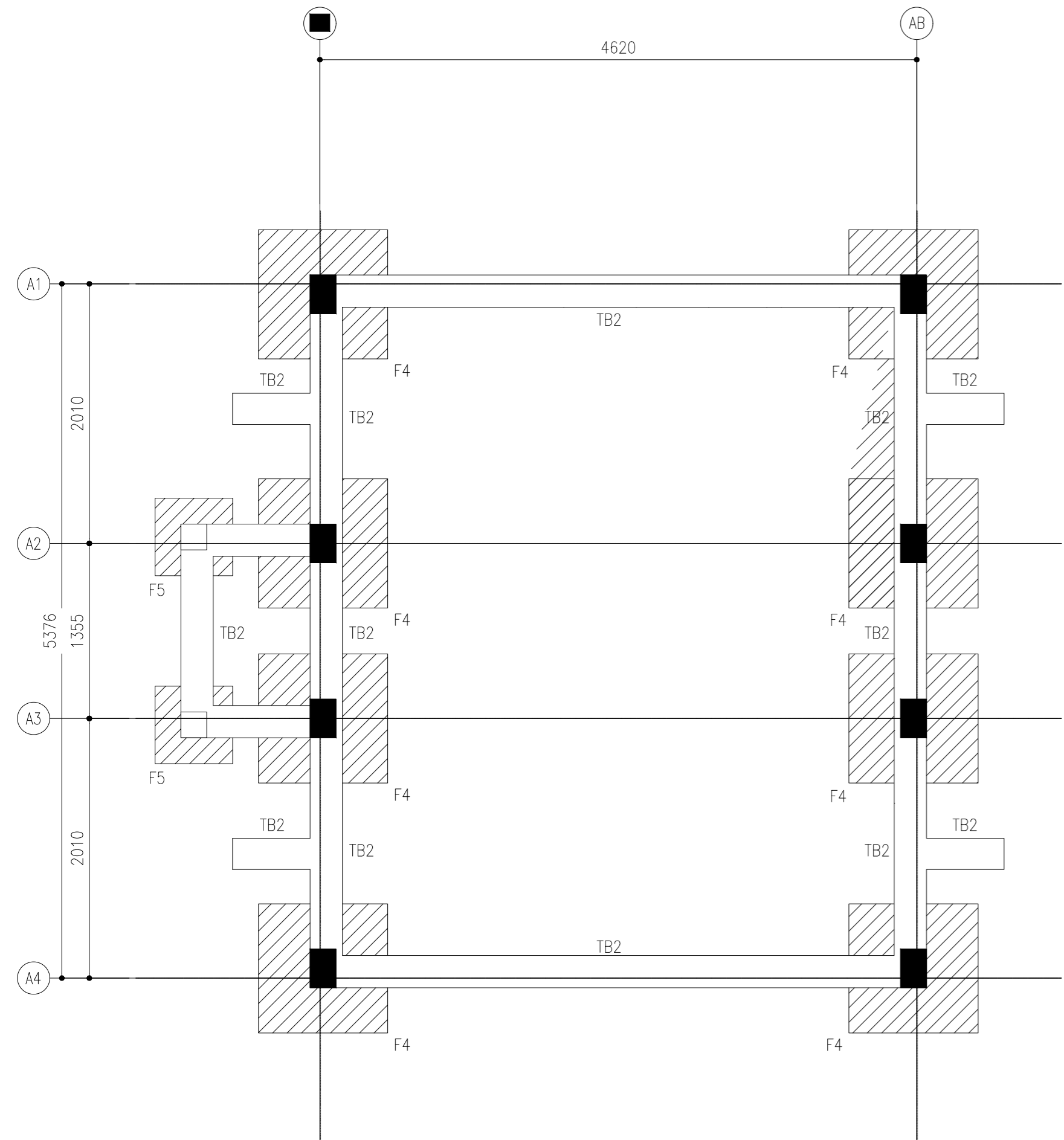
CODE	DATE	DWG. NO:
COM-32	16-09-18	AR07
FORMAT	A1 A2 A3	
SCALE	- - 1:100	ISSUE A
PDF FILE NAME: COM-32_MSQ_AB_AR07_A		



PROPOSED SINGLE STOREY MOSQUE  
MALDIVES

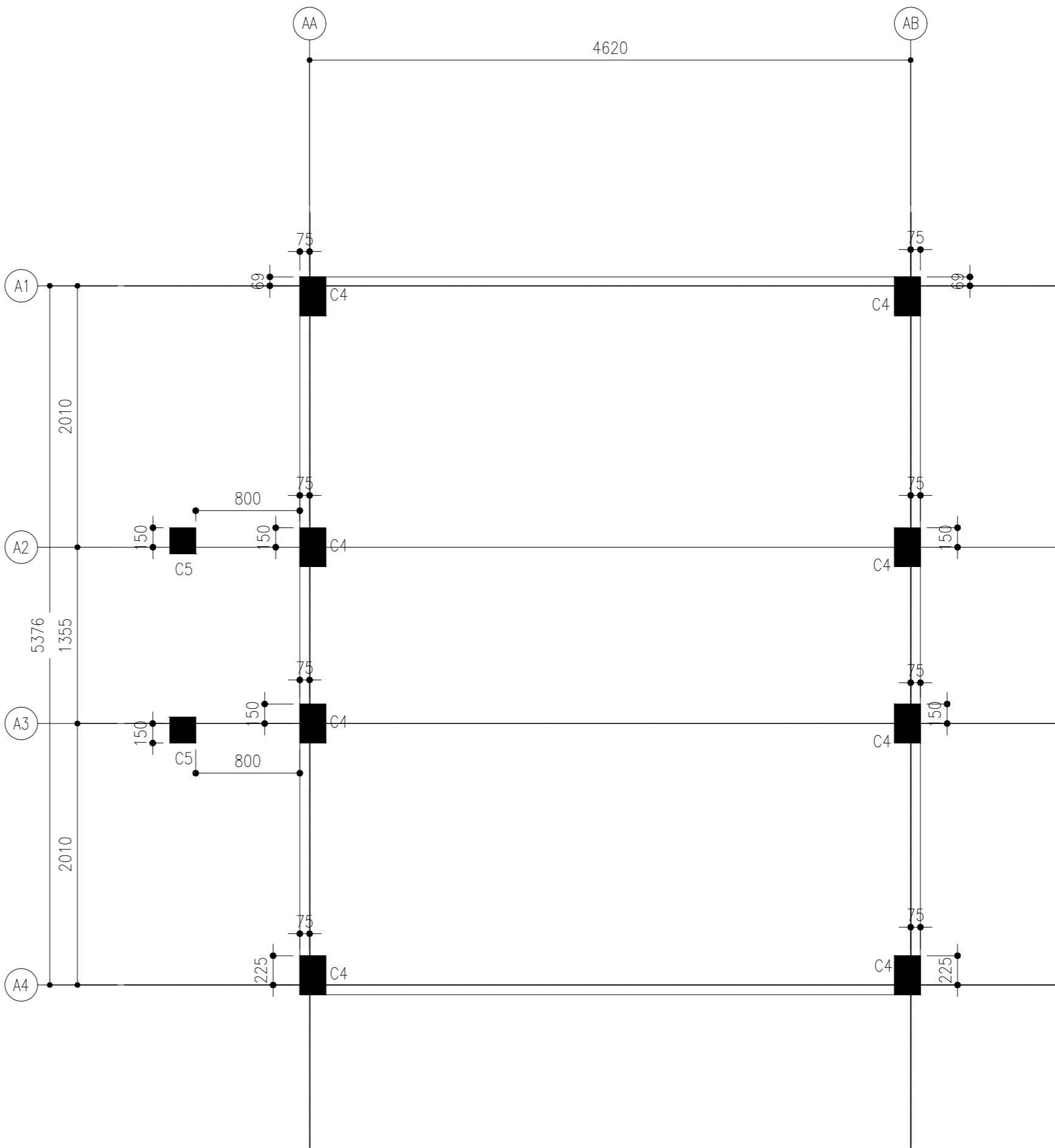
ABLUTION AREA  
STRUCTURAL DRAWINGS

16.05.2022



FOUNDATION PLAN

SCALE 1:50



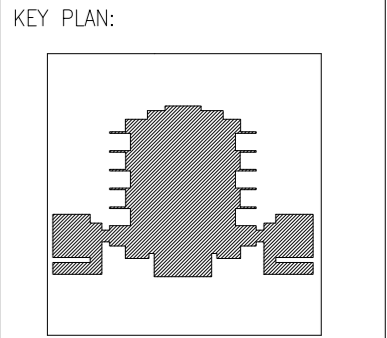
COLUMN LAYOUT PLAN

SCALE 1:50



CLIENT:  
MINISTRY OF ISLAMIC AFFAIRS

DESIGN AND CONSULTANCY:  
**SIARCH**  
PRIVATE LIMITED  
LONUZIYARAIY MAGU, MALE\*, 20075, MALDIVES  
EMAIL: INFO@SIARCH.DESIGN  
HTTP://WWW.SIARCH.DESIGN



- WARNING:
- This drawing shall not be used for construction unless certified.
  - Contractor to verify all dimensions of existing works on site before commencing any work or preparing shop drawings.
  - Do not scale drawings, use written dimensions only.
  - This drawing is to be read in conjunction with the specifications and conditions of contract.
  - This drawing and design is copyright and no portion may be reproduced without the permission of the Consultant

REVISIONS		
NO	DESCRIPTION	DATE

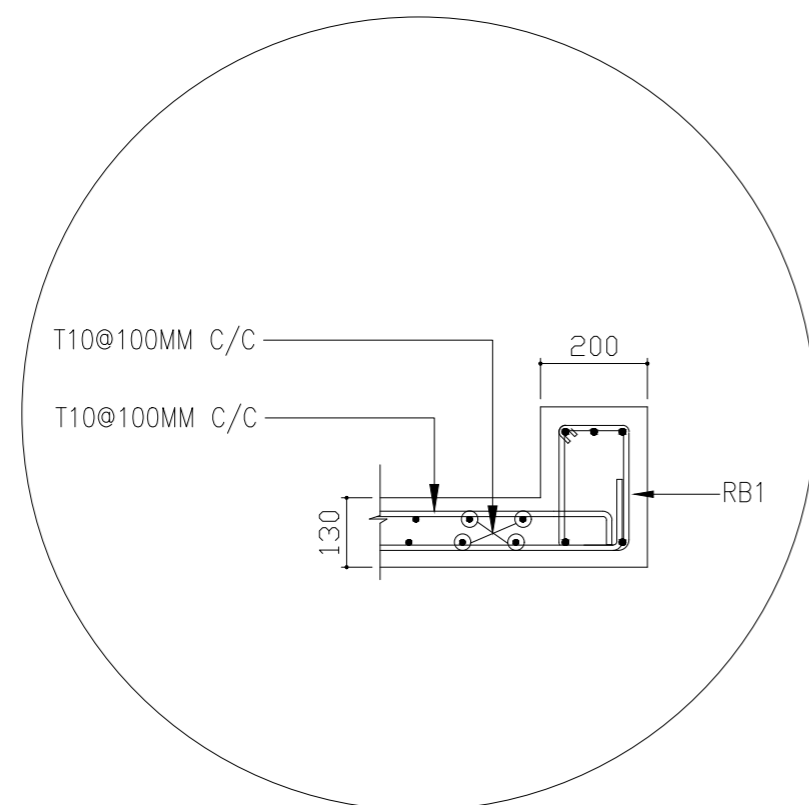
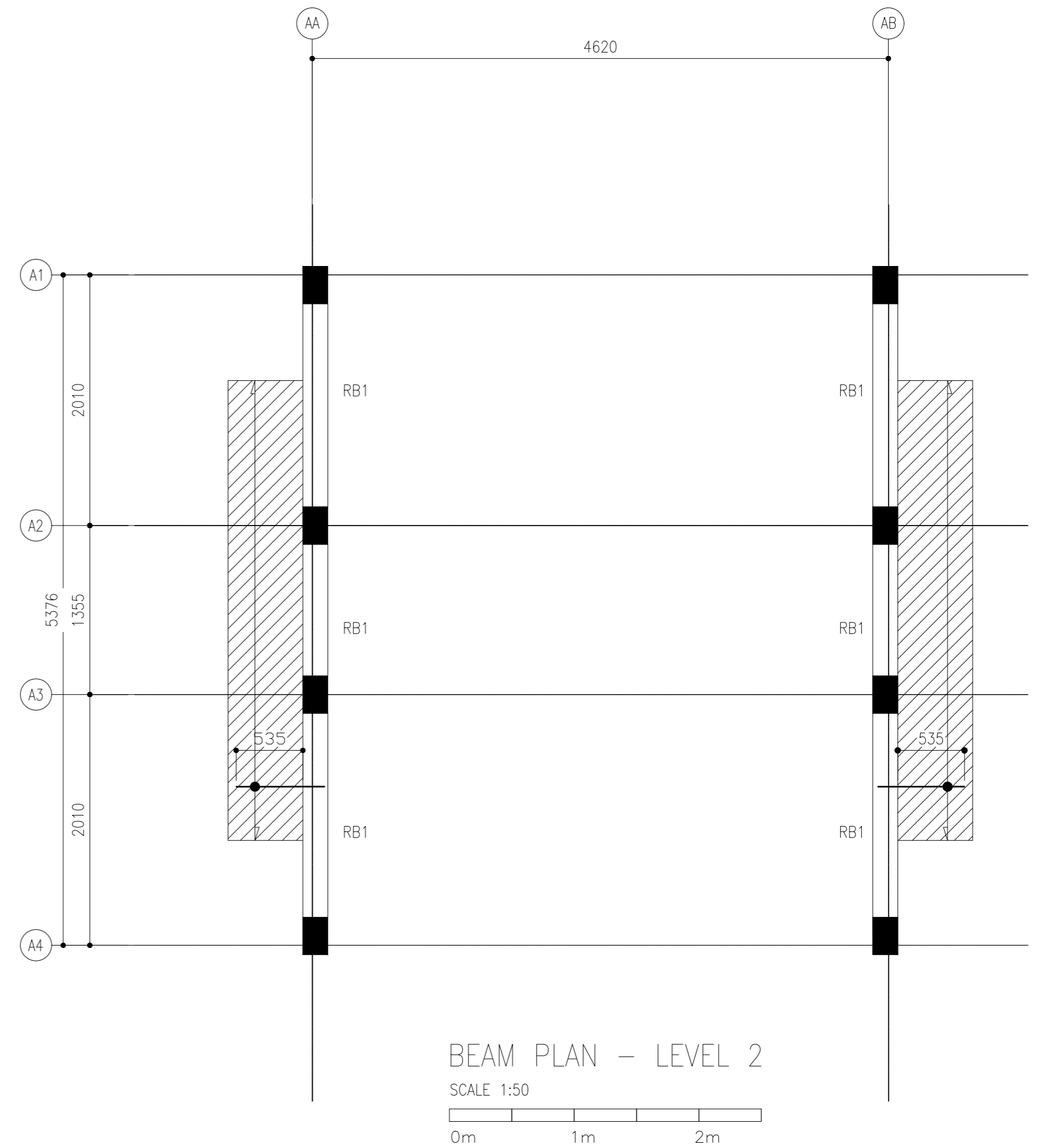
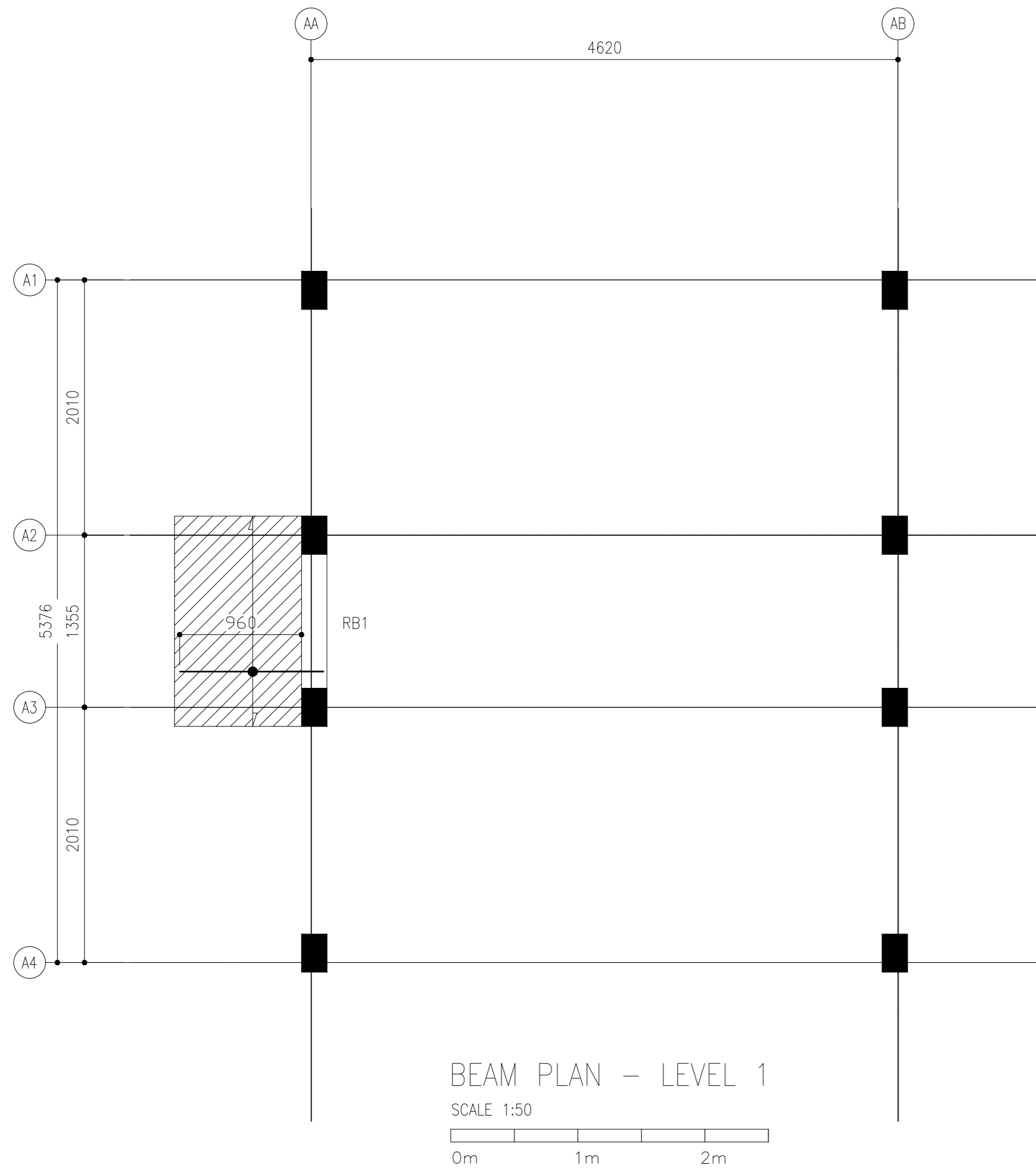
PROJECT:  
**PROPOSED MOSQUE FOR 300 PAX.**


- PHASE:
- ☐ CONCEPT DESIGN
  - ☐ DESIGN DEVELOPMENT
  - ☒ TENDER DOCUMENT
  - ☐ FOR CONSTRUCTION
  - ☐ AS BUILD DRAWINGS

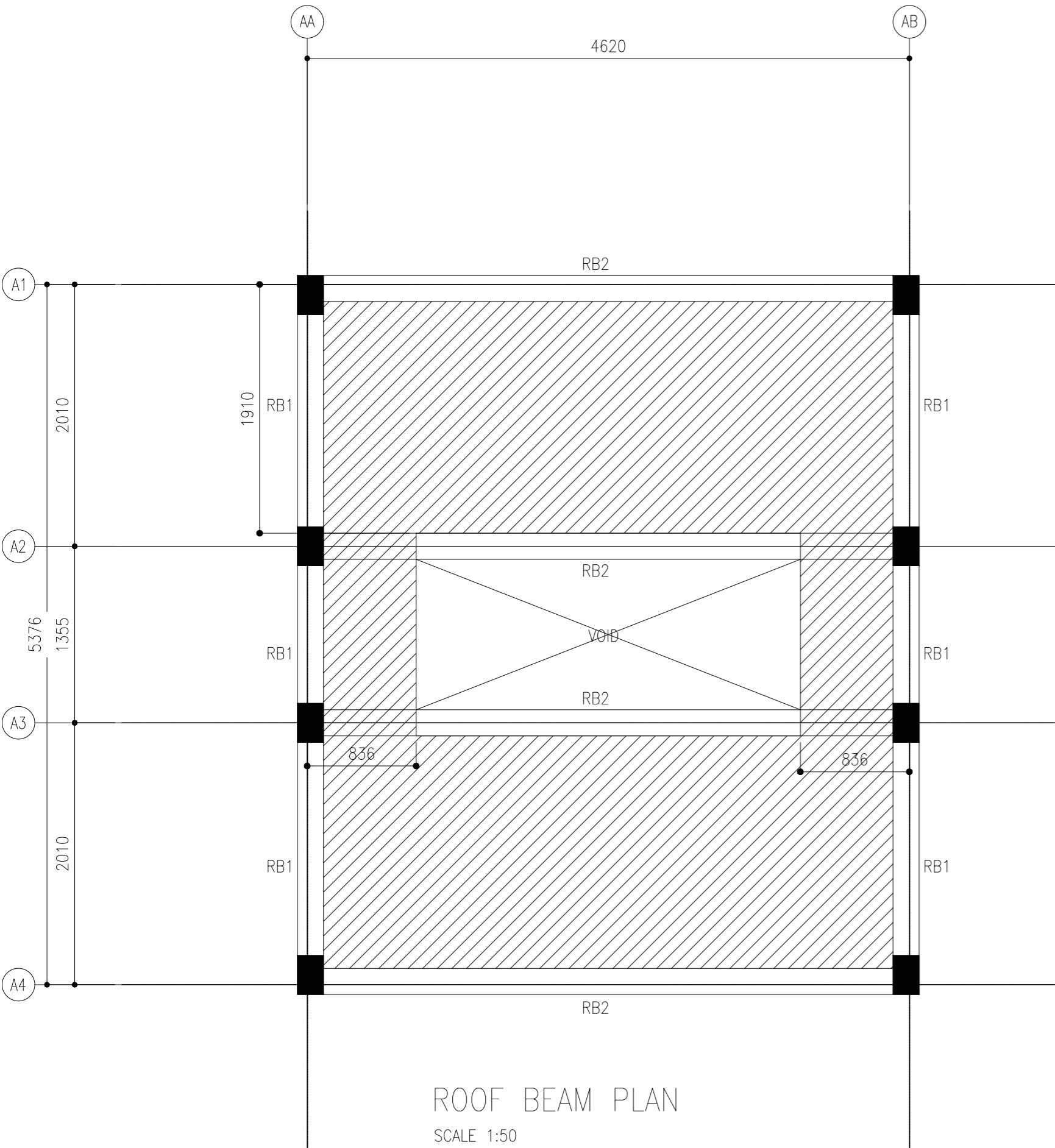
DESIGNATION	NAME	SIGNATURE
PROJECT MANAGER	SIARCH PVT LTD.	
STR. ENGINEER	KINNANATH HUSSAIN	
CHIEF ARCHITECT	ALI WAJEEH	
CHECKED	MOHAMED SIRAJ	
DRAWN	ASHAN M.	

DWG. NAME:  
**ARCHITECTURAL**

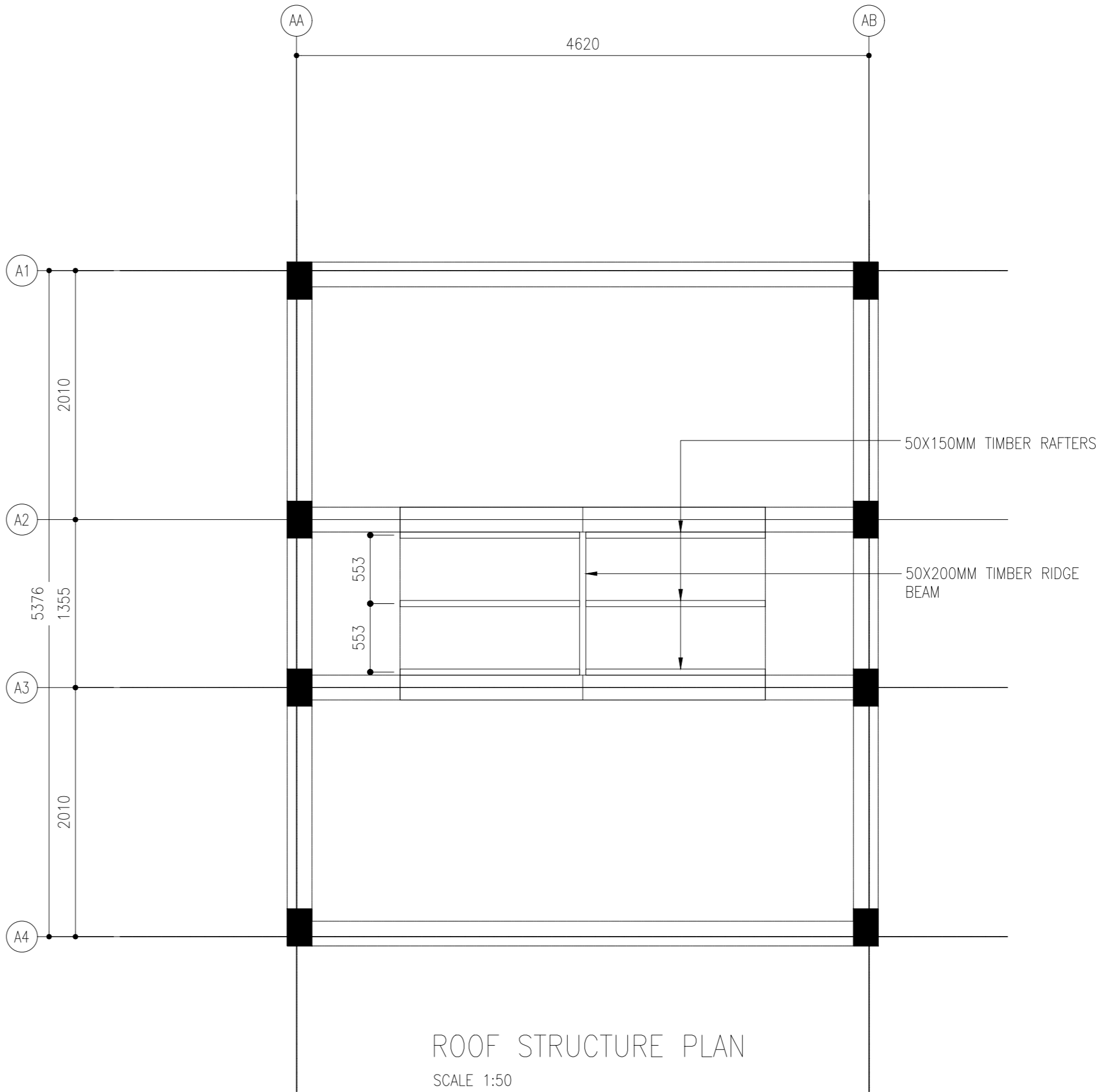
FOUNDATION & COLUMN PLAN					
CODE COM-32		DATE 16-09-18		DWG. NO:  ST01	
FORMAT		A1	A2   A3		
SCALE		-	-	1:100	ISSUE   A
PDF FILE NAME: COM-32_MSQ_AB_ST01_A					



NOTES:		
	SLAB THICKNESS	= 130MM
	BOTTOM RFMT:	T10@100 B/W THROUGHTOUT (NOT SHOWN)
	TOP RFMT:	T10@100 B/W THOUGHOUT (SHOWN)
	SLAB TOP COVER	= 25MM
	SLAB BOTTOM COVER	= 30MM
	COVER TO BEAMS	= 30-35MM
	LAPS	= 45 $\phi$ ( $\phi$ =BAR DIAMETER)
	CONCRETE MIX	= 1:2:3



NOTES:		
	SLAB THICKNESS	= 130MM
	BOTTOM RFMT:	T10@100 B/W THROUGHOUT (NOT SHOWN)
	TOP RFMT:	T10@100 B/W THOUGHOUT (NOT SHOWN)
	SLAB TOP COVER	= 25MM
	SLAB BOTTOM COVER	= 30MM
	COVER TO BEAMS	= 30-35MM
	COVER TO COLUMNS	= 40MM
	LAPS	= 45ø (ø=BAR DIAMETER)
	CONCRETE MIX	= 1:2:3

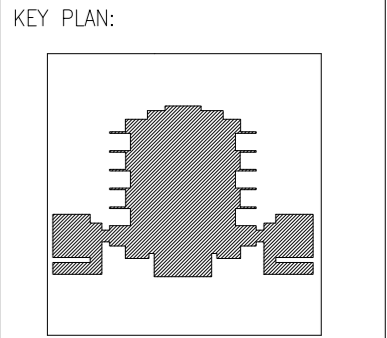


CLIENT:  
MINISTRY OF ISLAMIC AFFAIRS

DESIGN AND CONSULTANCY:

SIARCH

PRIVATE LIMITED  
LONUZIYARAIY MAGU,MALE\*,20075,MALDIVES  
EMAIL: I N F O @SIARCH.DESIGN  
HTTP://:WWW.SIARCH.DESIGN



- WARNING:
- This drawing shall not be used for construction unless certified.
  - Contractor to verify all dimensions of existing works on site before commencing any work or preparing shop drawings.
  - Do not scale drawings, use written dimensions only.
  - This drawing is to be read in conjunction with the specifications and conditions of contract.
  - This drawing and design is copyright and no portion may be reproduced without the permission of the Consultant

REVISIONS		
NO	DESCRIPTION	DATE

PROJECT:

PROPOSED  
MOSQUE FOR  
300 PAX.

- PHASE:
- ☐ CONCEPT DESIGN
  - ☐ DESIGN DEVELOPMENT
  - ☒ TENDER DOCUMENT
  - ☐ FOR CONSTRUCTION
  - ☐ AS BUILD DRAWINGS

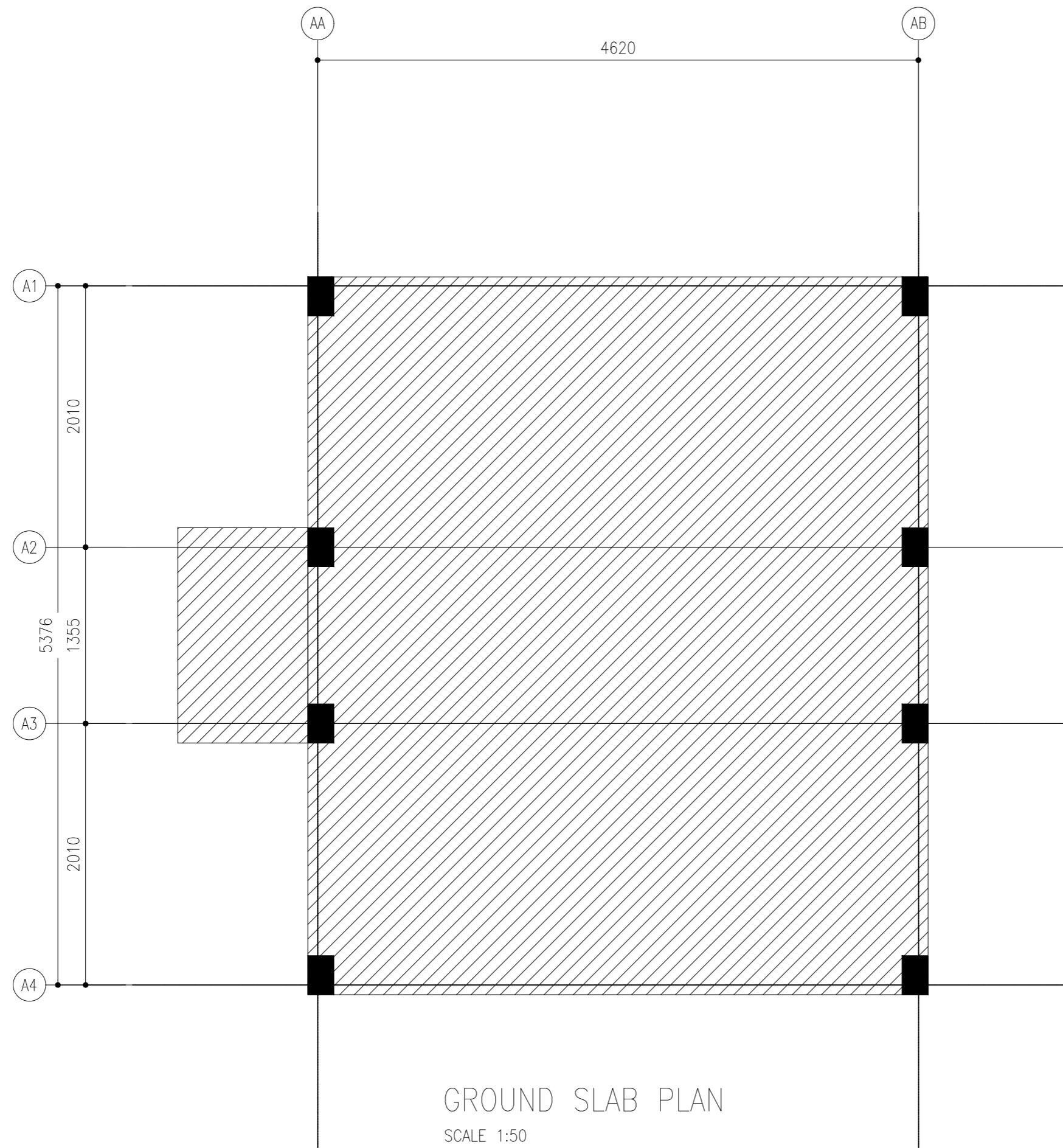
DESIGNATION	NAME	SIGNATURE
PROJECT MANAGER	SIARCH PVT LTD.	
STR. ENGINEER	KINNANATH HUSSAIN	
CHIEF ARCHITECT	ALI WAJEEH	
CHECKED	MOHAMED SIRAJ	
DRAWN	ASHAN M.	

DWG. NAME:

ARCHITECTURAL

ROOF BEAM &  
ROOF STRUCTURE  
PLAN

CODE	DATE	DWG. NO:
COM-32	16-09-18	ST02
FORMAT	A1 A2 A3	
SCALE	- - 1:100	ISSUE A
PDF FILE NAME:COM-32_MSQ_AB_ST02_A		



GROUND SLAB PLAN

SCALE 1:50



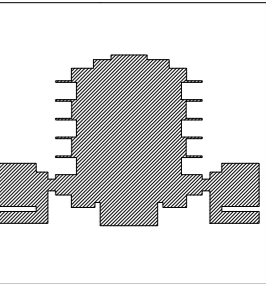
NOTES:

- SLAB THICKNESS = 100MM  
BOTTOM RFMT: T10@150 B/W THROUGHOUT (NOT SHOWN)  
SLAB TOP COVER = 25MM  
SLAB BOTTOM COVER = 30MM  
COVER TO BEAMS = 30-35MM  
COVER TO COLUMNS = 40MM  
LAPS = 45 $\phi$  ( $\phi$ =BAR DIAMETER)  
CONCRETE MIX = 1:2:3

CLIENT:  
MINISTRY OF ISLAMIC AFFAIRS

DESIGN AND CONSULTANCY:  
**SIARCH**  
PRIVATE LIMITED  
LONUZIYARAIY MAGU, MALE', 20075, MALDIVES  
EMAIL: INFO@SIARCH.DESIGN  
HTTP://WWW.SIARCH.DESIGN

KEY PLAN:



WARNING:

- This drawing shall not be used for construction unless certified.
- Contractor to verify all dimensions of existing works on site before commencing any work or preparing shop drawings.
- Do not scale drawings, use written dimensions only.
- This drawing is to be read in conjunction with the specifications and conditions of contract.
- This drawing and design is copyright and no portion may be reproduced without the permission of the Consultant

REVISIONS

NO	DESCRIPTION	DATE

PROJECT:

PROPOSED  
MOSQUE FOR  
300 PAX.

PHASE:

- ☐ CONCEPT DESIGN  
☐ DESIGN DEVELOPMENT  
☒ TENDER DOCUMENT  
☐ FOR CONSTRUCTION  
☐ AS BUILD DRAWINGS

DESIGNATION	NAME	SIGNATURE
PROJECT MANAGER	SIARCH PVT LTD.	
STR. ENGINEER	KINNANATH HUSSAIN	
CHIEF ARCHITECT	ALI WAJEEH	
CHECKED	MOHAMED SIRAJ	
DRAWN	ASHAN M.	

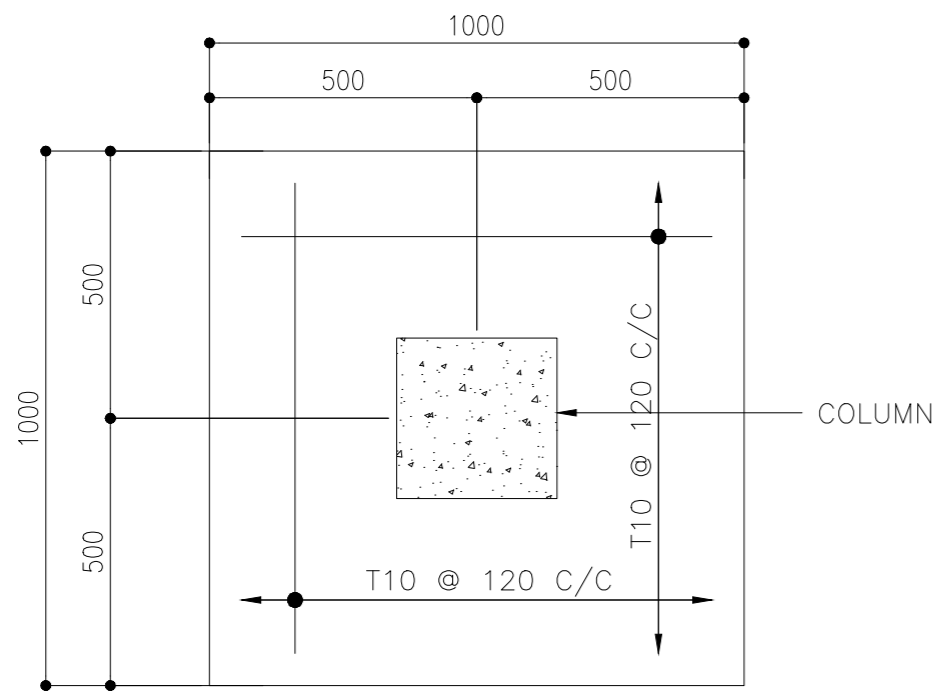
DWG. NAME:

ARCHITECTURAL

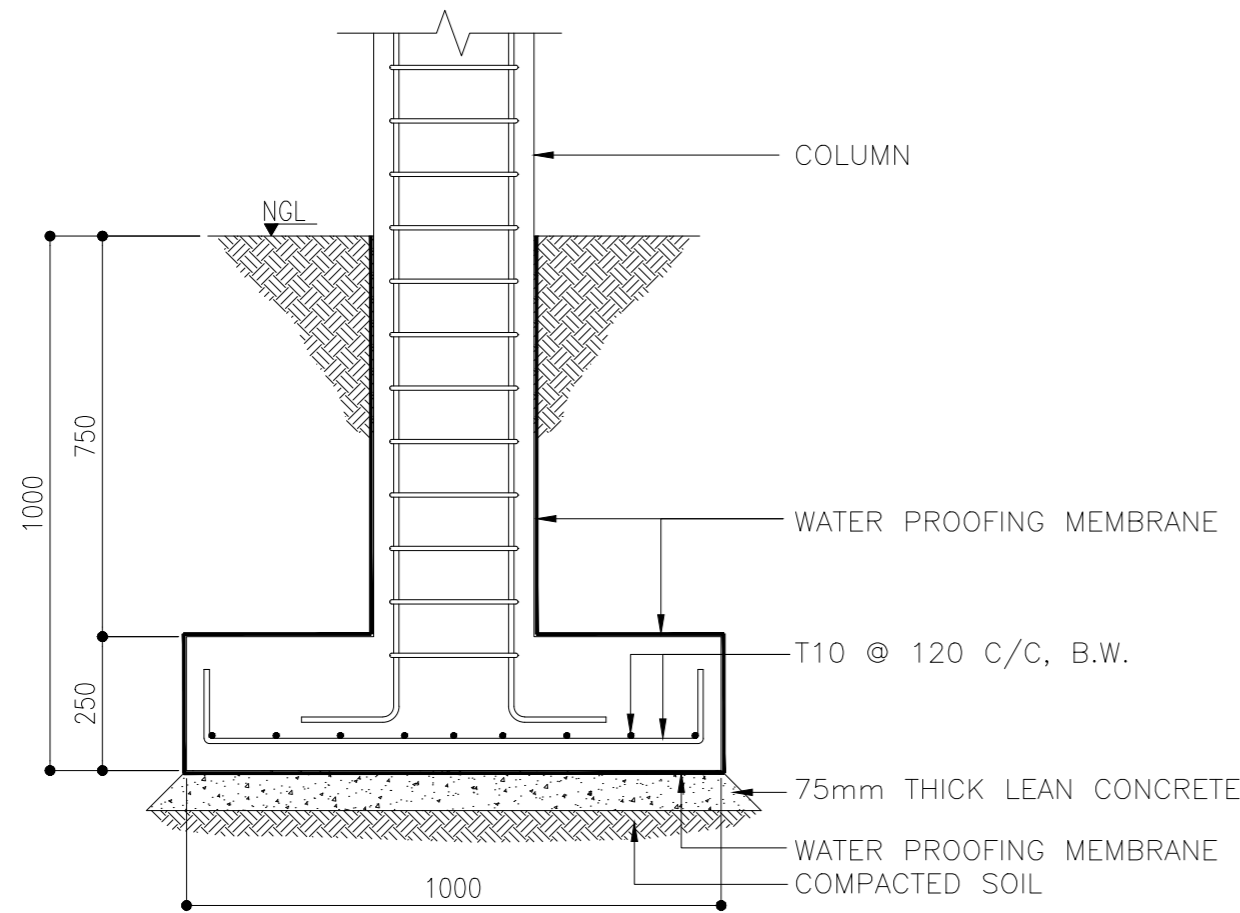
ROOF BEAM &  
ROOF STRUCTURE  
PLAN

CODE COM-32	DATE 16-09-18	DWG. NO: ST02
FORMAT A1	A2	A3
SCALE -	-	1:100
ISSUE A		

PDF FILE NAME: COM-32\_MSQ\_AB\_ST02\_A



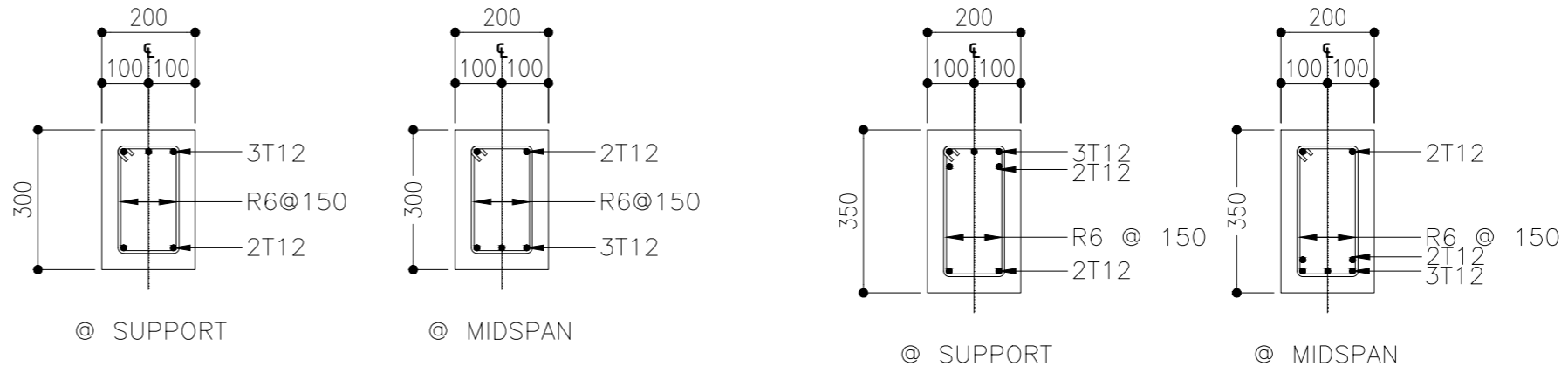

PLAN (F4)



SECTION (F4)

FOOTING(F4) DETAILS

SCALE 1:20

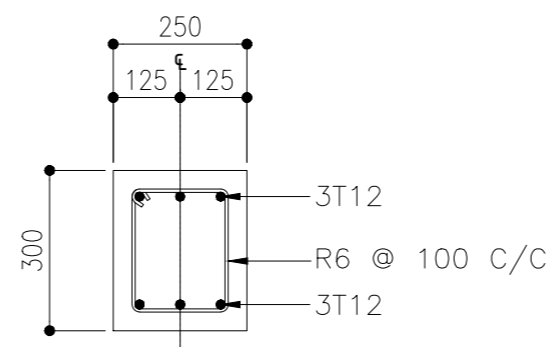



RB1

RB2

ROOF BEAM DETAILS

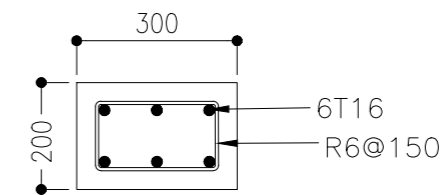

SCALE 1:20



TB2

TIE BEAM DETAILS

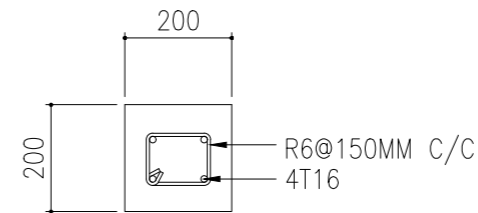

SCALE 1:20



C4

COLUMN DETAILS

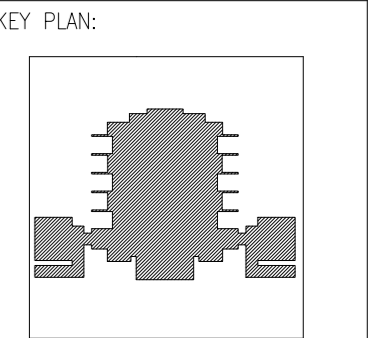
SCALE 1:20



C5

CLIENT:  
MINISTRY OF ISLAMIC AFFAIRS

DESIGN AND CONSULTANCY:  
**SIARCH**  
PRIVATE LIMITED  
LONUZIYARAIY MAGU, MALE, 20075, MALDIVES  
EMAIL: INFO@SIARCH.DESIGN  
HTTP://WWW.SIARCH.DESIGN



WARNING:

- This drawing shall not be used for construction unless certified.
- Contractor to verify all dimensions of existing works on site before commencing any work or preparing shop drawings.
- Do not scale drawings, use written dimensions only.
- This drawing is to be read in conjunction with the specifications and conditions of contract.
- This drawing and design is copyright and no portion may be reproduced without the permission of the Consultant

REVISIONS		
NO	DESCRIPTION	DATE

PROJECT:  
**PROPOSED MOSQUE FOR 300 PAX.**

PHASE:  
☐ CONCEPT DESIGN  
☐ DESIGN DEVELOPMENT  
☒ TENDER DOCUMENT  
☐ FOR CONSTRUCTION  
☐ AS BUILD DRAWINGS

DESIGNATION	NAME	SIGNATURE
PROJECT MANAGER	SIARCH PVT LTD.	
STR. ENGINEER	KINNANATH HUSSAIN	
CHIEF ARCHITECT	ALI WAJEEH	
CHECKED	MOHAMED SIRAJ	
DRAWN	ASHAN M.	

DWG. NAME:  
**ARCHITECTURAL**

STRUCTURE DETAILS

CODE	DATE	DWG. NO:
COM-32	16-09-18	ST03
FORMAT	A1 A2 A3	
SCALE	- - 1:100	ISSUE A
PDF FILE NAME: COM-32_MSQ_AB-ST03_A		

DESIGN AND CONSULTANCY:

**SIARCH**

PRIVATE LIMITED

LONUZIYAARAY MAGU, MALE', 20075, MALDIVES

EMAIL: INFO@SIARCH.DESIGN

HTTP://WWW.SIARCH.DESIGN

- This drawing shall not be used for construction unless certified.
- Contractor to verify all dimensions of existing works on site before commencing any work or preparing shop drawings.
- Do not scale drawings, use written dimensions only.
- This drawing is to be read in conjunction with the specifications and conditions of contract.
- This drawing and design is copyright and no portion may be reproduced without the permission of the Consultant

PROPOSED  
MOSQUE FOR  
300 PAX.

- ☐ CONCEPT DESIGN
- ☐ DESIGN DEVELOPMENT
- ☒ TENDER DOCUMENT
- ☐ FOR CONSTRUCTION
- ☐ AS BUILD DRAWINGS

DWG. NAME:

STRUCTURE DETAILS

CODE COM-32	DATE 16-09-18			DWG. NO:  ST03
FORMAT	A1	A2	A3	
SCALE	-	-	1:100	ISSUE A

PDF FILE NAME: COM-32\_MSQ\_AB\_ST03\_A



A horizontal number line segment starting at 0m on the left and ending at 1m on the right. The segment is divided into 5 equal parts by 4 vertical tick marks.



A horizontal number line segment starting at 0m on the left and ending at 1m on the right. The segment is divided into 5 equal parts by 4 vertical tick marks.



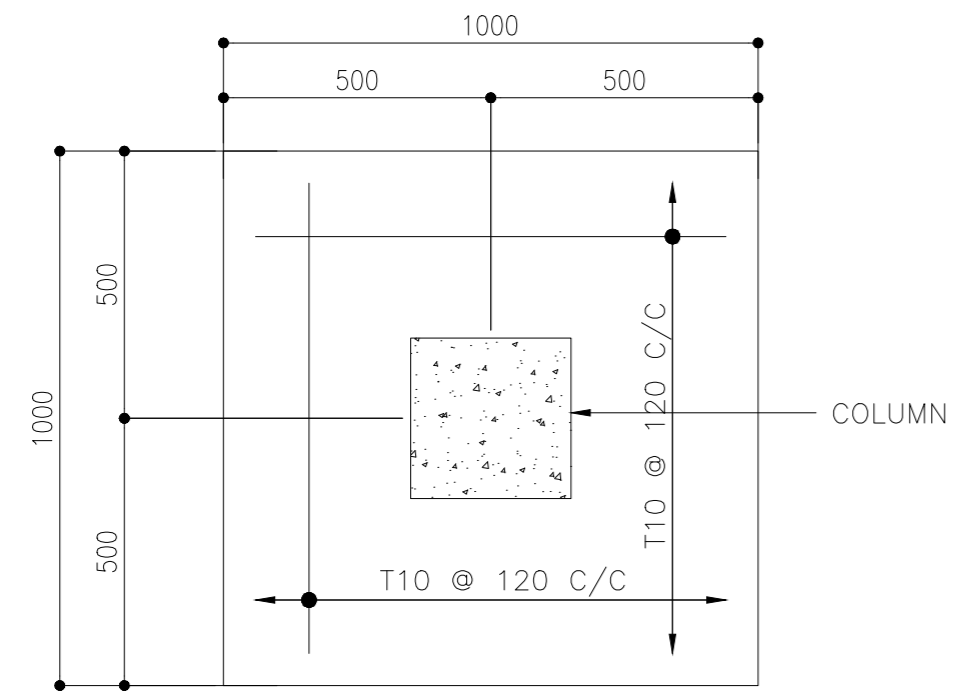
A horizontal number line segment starting at 0m on the left and ending at 1m on the right. The segment is divided into 5 equal parts by 4 vertical tick marks.



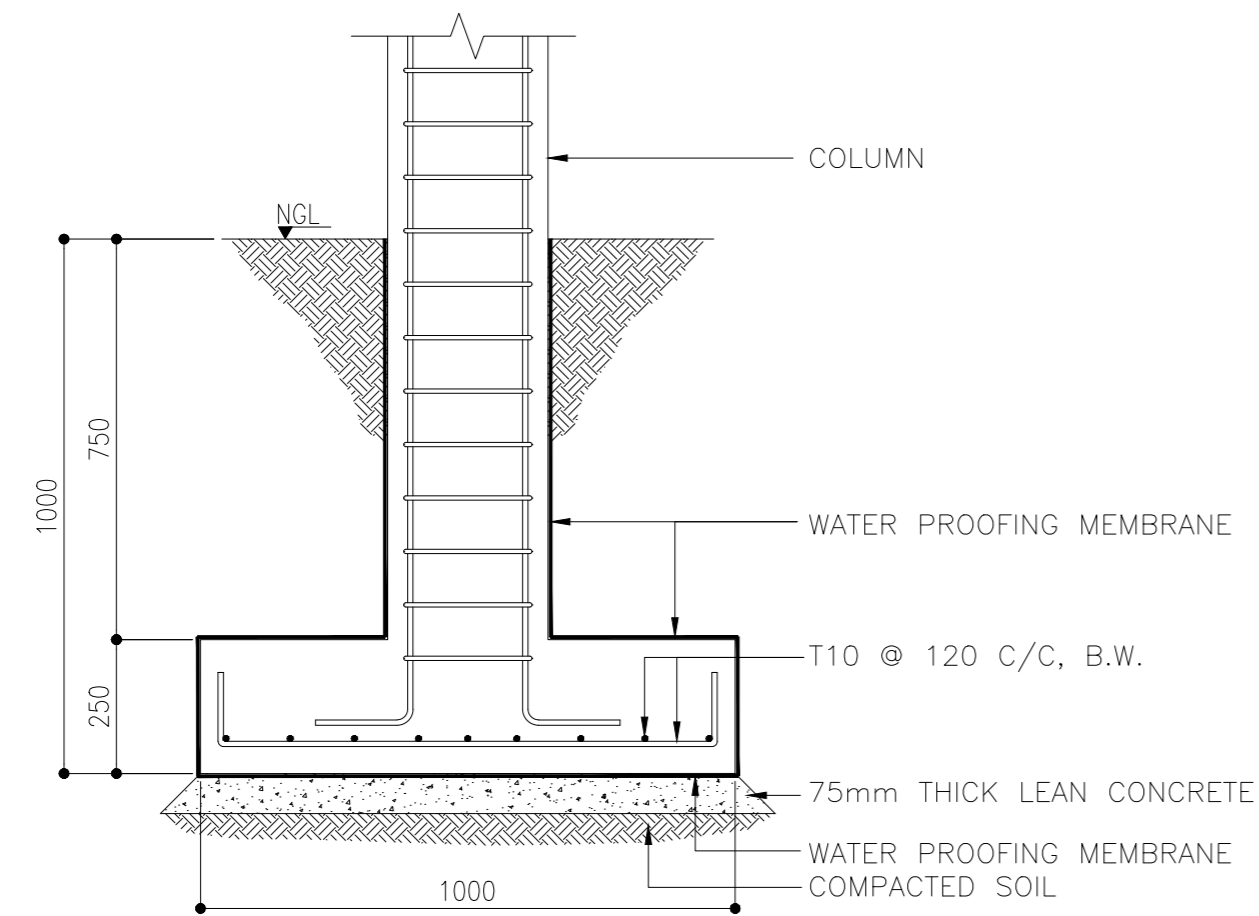
A horizontal number line segment starting at 0m on the left and ending at 1m on the right. The segment is divided into 5 equal parts by 4 vertical tick marks.



A horizontal number line segment starting at 0m on the left and ending at 1m on the right. The segment is divided into 5 equal parts by 4 vertical tick marks.



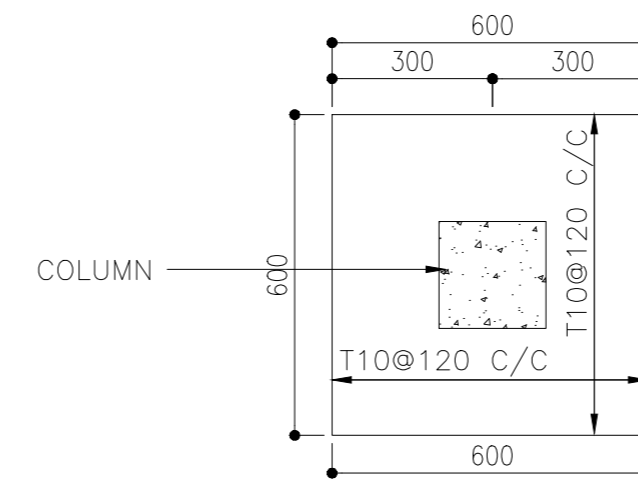

PLAN (F4)



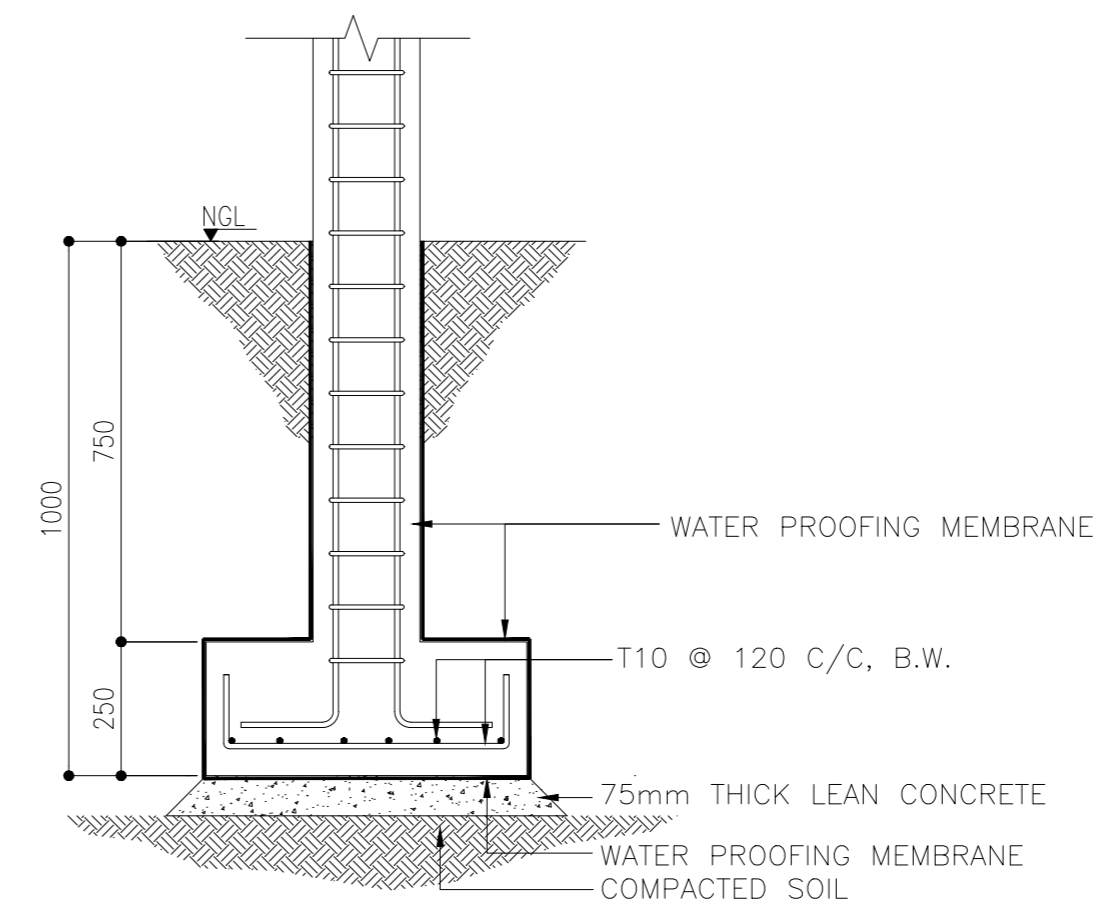
SECTION (F4)

### FOOTING(F4) DETAILS

SCALE 1:20



PLAN (F5)



SECTION (F5)

### FOOTING(F5) DETAILS

SCALE 1:20

