

FIRE STATION
S.HUTHUWEEHDHOO

SHEET CONTENT:

DESIGN APPROVAL:

COL. IBRAHIM RASHEED
COMMANDING OFFICE

RECOM. APPROVAL:

CPT. AHMED SHARIM
OFFICER COMMANDING

APPROVED:

MAJ. GEN. AHMED SHIYAM
CHIEF OF DEFENCE FORCE

APPROVED DATE:

DESIGNED:

FLT. M. SHIFAU
Architectural

WO3.AIMINATH AU
Structural

CHECKED:

FLT. M. SHIFAU
Architectural

WO3.AIMINATH AU
Structural

Electrical & Mechanical

Communication

DRAWN:

REVISION:

WO1. AU SHIFAU
PTE. M. SAIF ABDULLA
PTE. YAMIN SAEED

DATE:

DATE:

DATE:

5/27/2015

SCALE:

SHEET NO.:

1:150

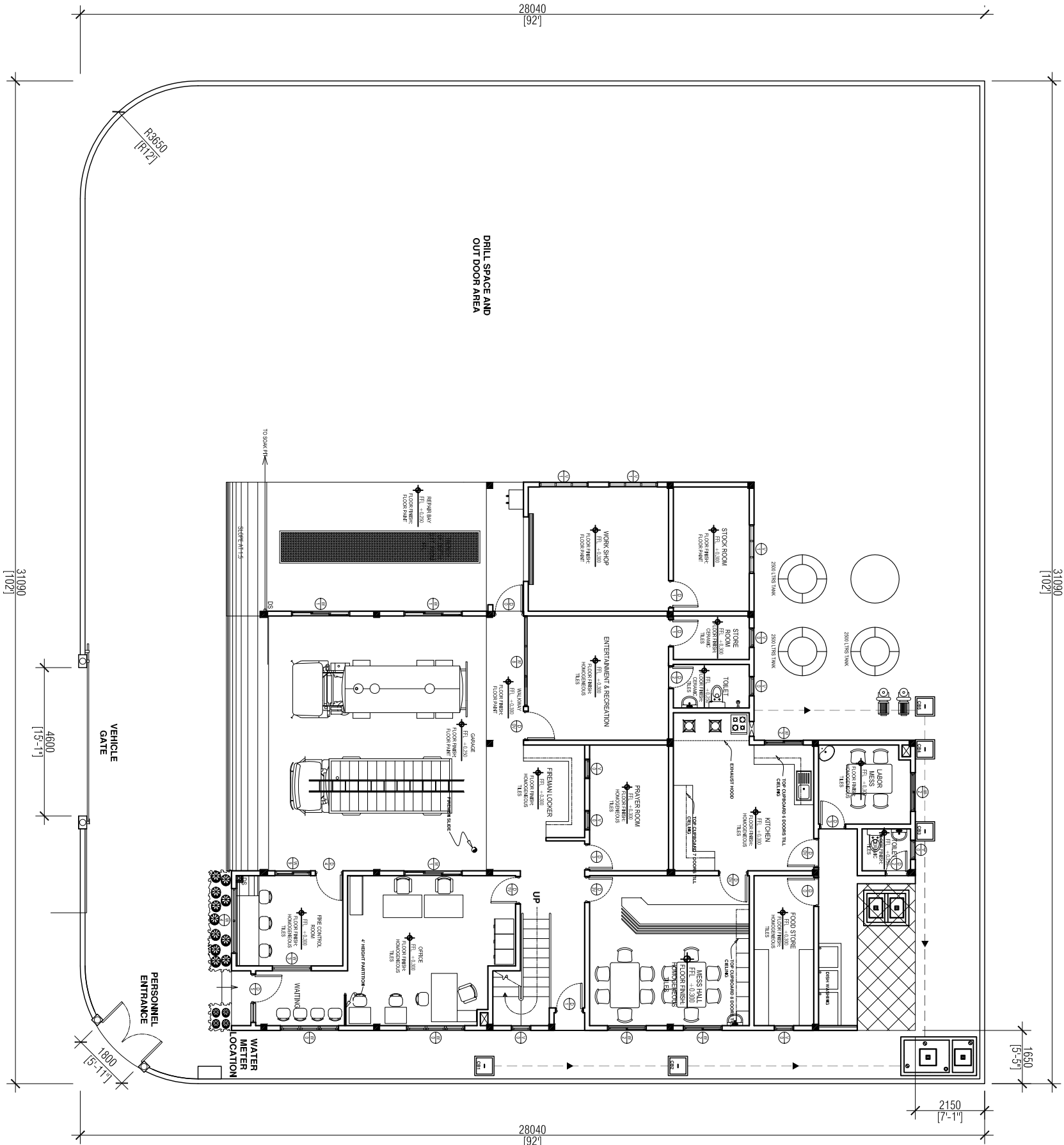


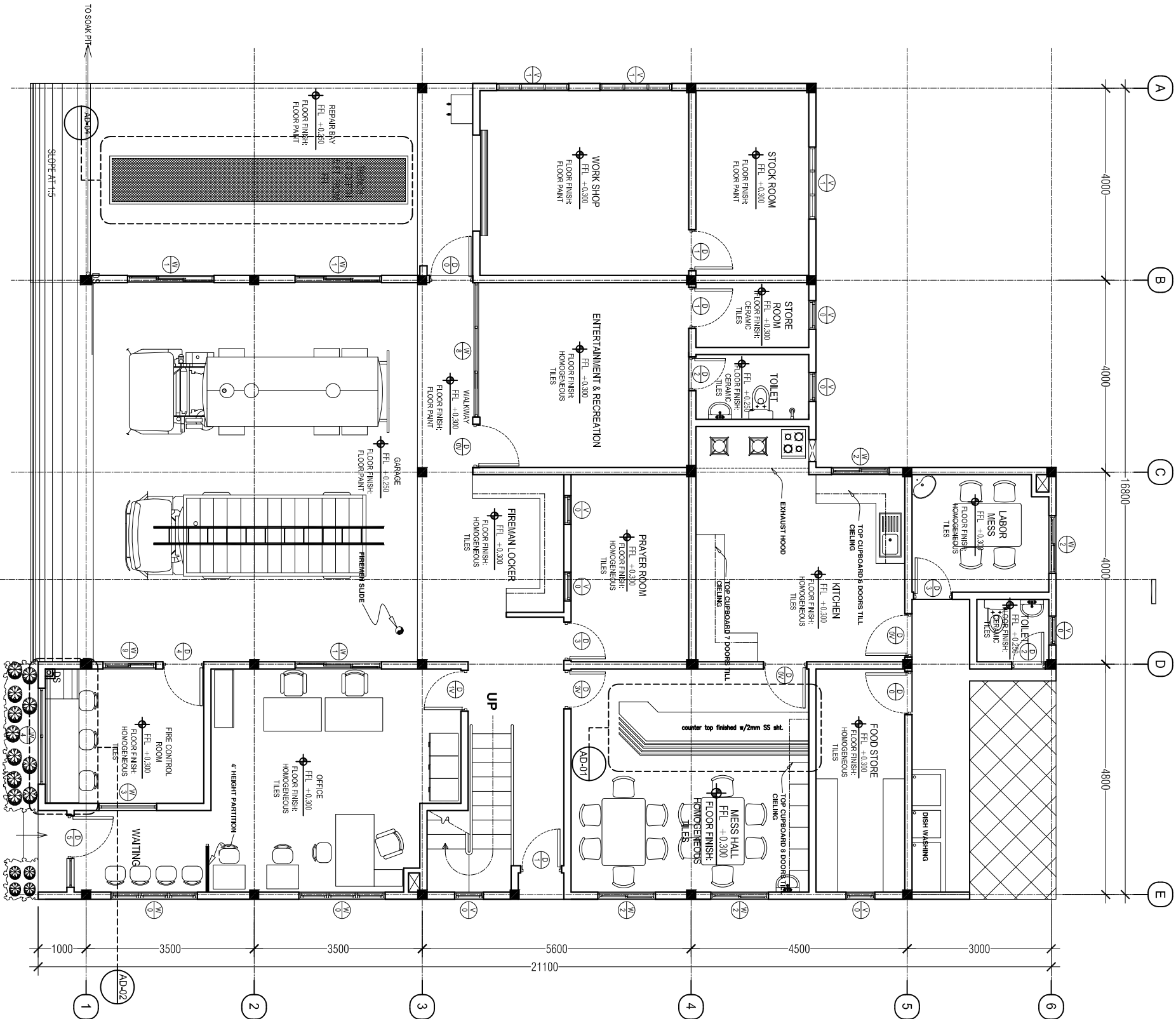
MILITARY ENGINEERS
MALDIVES NATIONAL DEFENCE FORCE
Min. Republic of Maldives

The drawings, concept and design contained are the properties of MNDF. Use of any kind or copy of whole or part of this drawing, concept or design or use on other projects or sites other than that specified on this drawing is strictly prohibited.

SITE PLAN

SCALE 1:150





GROUND FLOOR PLAN

SCALE 1:100

FIRE STATION

S. HITHUWEEBHOO

SHEET CONTENT:

DESIGN APPROVAL:

COL. IBRAHIM RASHEED

COMMANDING OFFICE

RECOM. APPROVAL:

CPT. AHMED SHARIIM

OFFICER COMMANDING

APPROVED:

MAJ. GEN. AHMED SHIYAM

CHIEF OF DEFENCE FORCE

APPROVED DATE:

DESIGNED:

FLT. M. SHIFAU

Architectural

WO3.AIMINATH AU

Structural

CHECKED:

FLT. M. SHIFAU

Architectural

WO3.AIMINATH AU

Structural

Electrical & Mechanical Communication

DRAWN: W01. AU SHIFAU

DATE: PTE. M. SAIF ABDULLA

DATE: PTE. YAMIN SAEED

SCALE: 5/27/2015

SHEET NO.: SHEET NO.:

1:100



MILITARY ENGINEERS
MALDIVES NATIONAL DEFENCE FORCE
Male', Republic of Maldives

The drawings, concept and design contained are the properties of MNDF. Use of any kind or copy of whole or part of this drawing, concept or design or use on other projects or sites other than that specified on this drawing is strictly prohibited.

FIRE STATION
S.HITHUMBEEDHOO

SHEET CONTENT:

DESIGN APPROVAL:

COL. IBRAHIM RASHEED
COMMANDING OFFICE

RECOM. APPROVAL:

CPT. AHMED SHARIIM
OFFICER COMMANDING

APPROVED:

MAJ. GEN. AHMED SHIYAM
CHIEF OF DEFENCE FORCE

APPROVED DATE:

DESIGNED:

FLT. M. SHIFAU
Architectural

WO3.AIMINATH AU
Structural

CHECKED:

FLT. M. SHIFAU
Architectural

WO3.AIMINATH AU
Structural

Electrical & Mechanical

Communication

DRAWN:

REVISION:

WO1. AU SHIFAU
PTE. M. SAIF ABDULLA
PTE. YAMIN SAEED

DATE:

DATE:

DATE

5/27/2015

SCALE:

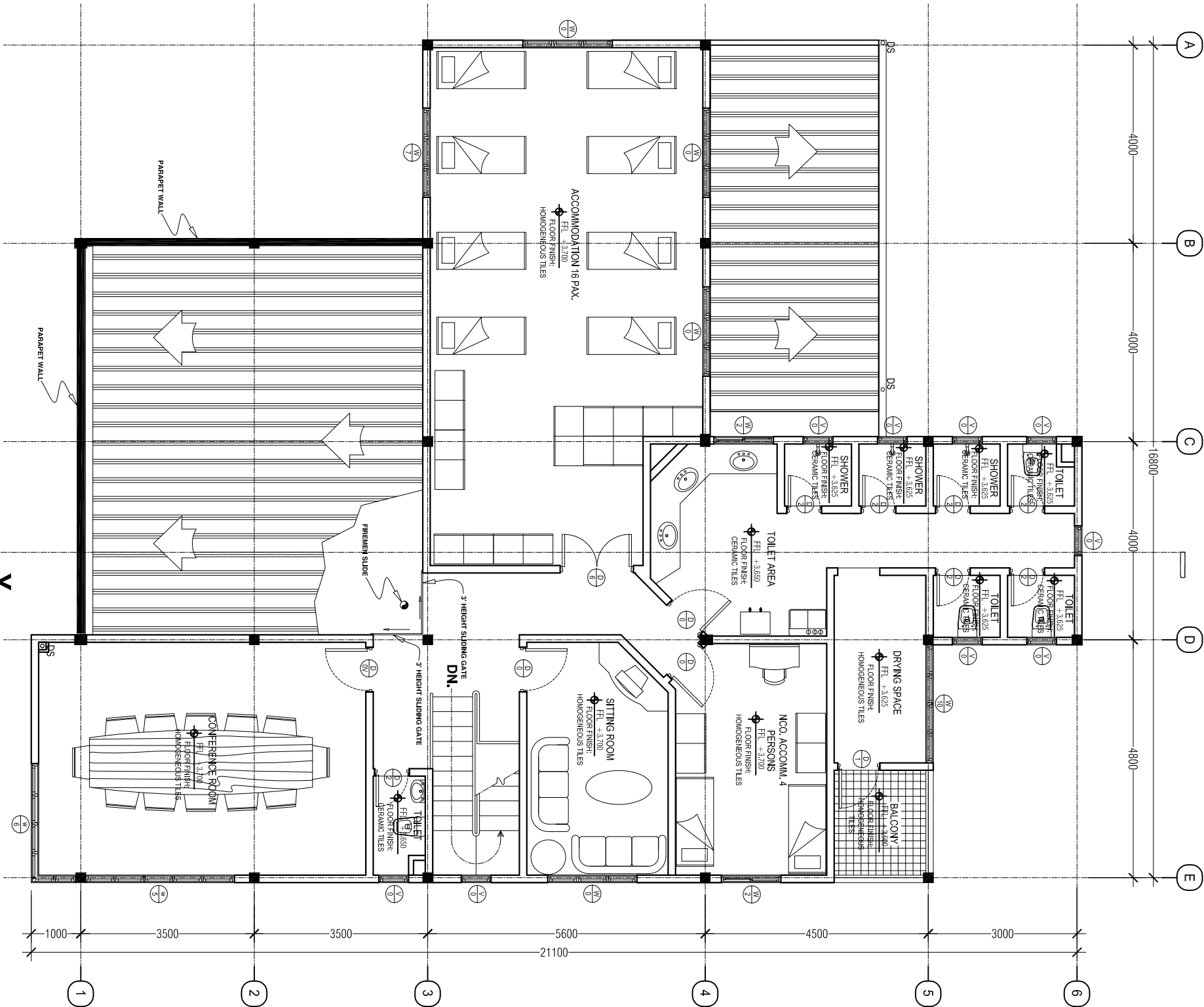
SHEET NO.:

1:100



MILITARY ENGINEERS
MALDIVES NATIONAL DEFENCE FORCE
Ministry of Defence, Republic of Maldives

The drawings, concept and design contained are the properties of MNDF. Use of any kind or copy of whole or part of this drawing, concept or design or use on other projects or sites other than that specified on this drawing is strictly prohibited.



FIRST FLOOR PLAN

SCALE 1:100

FIRE STATION
S. HUTHUWEEHDHOO

SHEET CONTENT:

DESIGN APPROVAL:

COL. IBRAHIM RASHEED
COMMANDING OFFICE
RECOM. APPROVAL:

CPT. AHMED SHARIM
OFFICER COMMANDING

APPROVED:

MAJ. GEN. AHMED SHIYAM
CHIEF OF DEFENCE FORCE

APPROVED DATE:

DESIGNED:

FLT. M. SHIFAU
Architectural
WO3.AIMINATH AU
Structural

CHECKED:

FLT. M. SHIFAU
Architectural
WO3.AIMINATH AU
Structural

Electrical & Mechanical
Communication

DRAWN: REVISION:

WO1. AUI SHIFAU
PTE. M. SAIF ABDULLA
PTE. YAMIN SAEED

DATE: DATE:

DATE: 5/27/2015

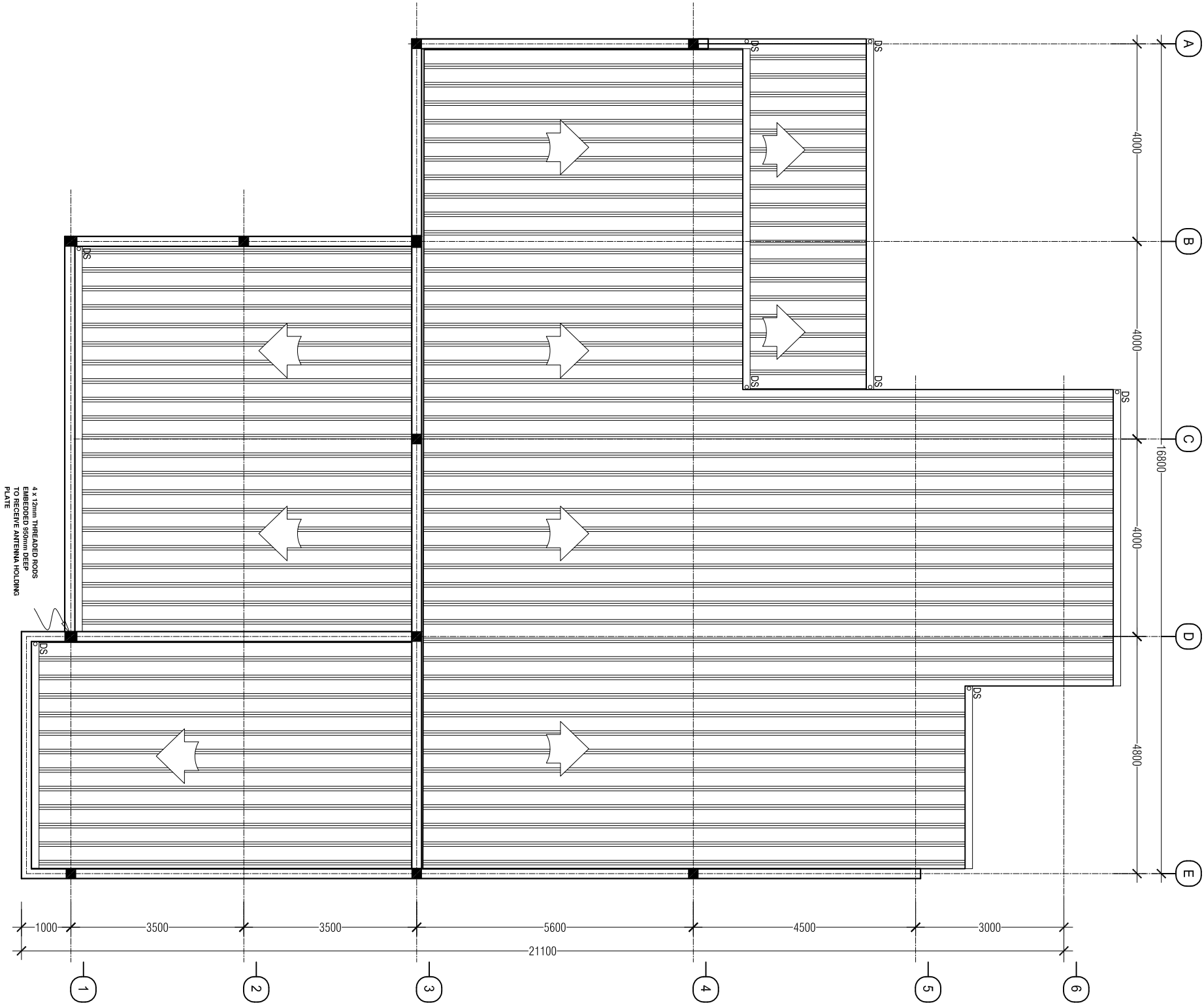
SCALE: SHEET NO.:

1:100



MILITARY ENGINEERS
MALDIVES NATIONAL DEFENCE FORCE
Malé, Republic of Maldives

The drawings, concept and design contained are the properties of MNDF. Use of any kind or copy of whole or part of this drawing, concept or design or use on other projects or sites other than that specified on this drawing is strictly prohibited.



ROOF PLAN

SCALE 1:100

FIRE STATION
S.HUTHUMIEDHOO

SHEET CONTENT:

DESIGN APPROVAL:

COL. IBRAHIM RASHEED
COMMANDING OFFICE

RECOM. APPROVAL:

CPT. AHMED SHARIM
OFFICER COMMANDING

APPROVED:

MAJ. GEN. AHMED SHIYAM
CHIEF OF DEFENCE FORCE

APPROVED DATE:

DESIGNED:

FLT. M. SHIFAU
Architectural

WO3.AIMINATH AU
Structural

CHECKED:

FLT. M. SHIFAU
Architectural

WO3.AIMINATH AU
Structural

Electrical & Mechanical

Communication

DRAWN:

REVISION:

WO1. AU SHIFAU
PTE. M. SAIF ABDULLA
PTE. YAMIN SAEED

DATE:

DATE:

DATE

5/27/2015

SCALE:

SHEET NO:

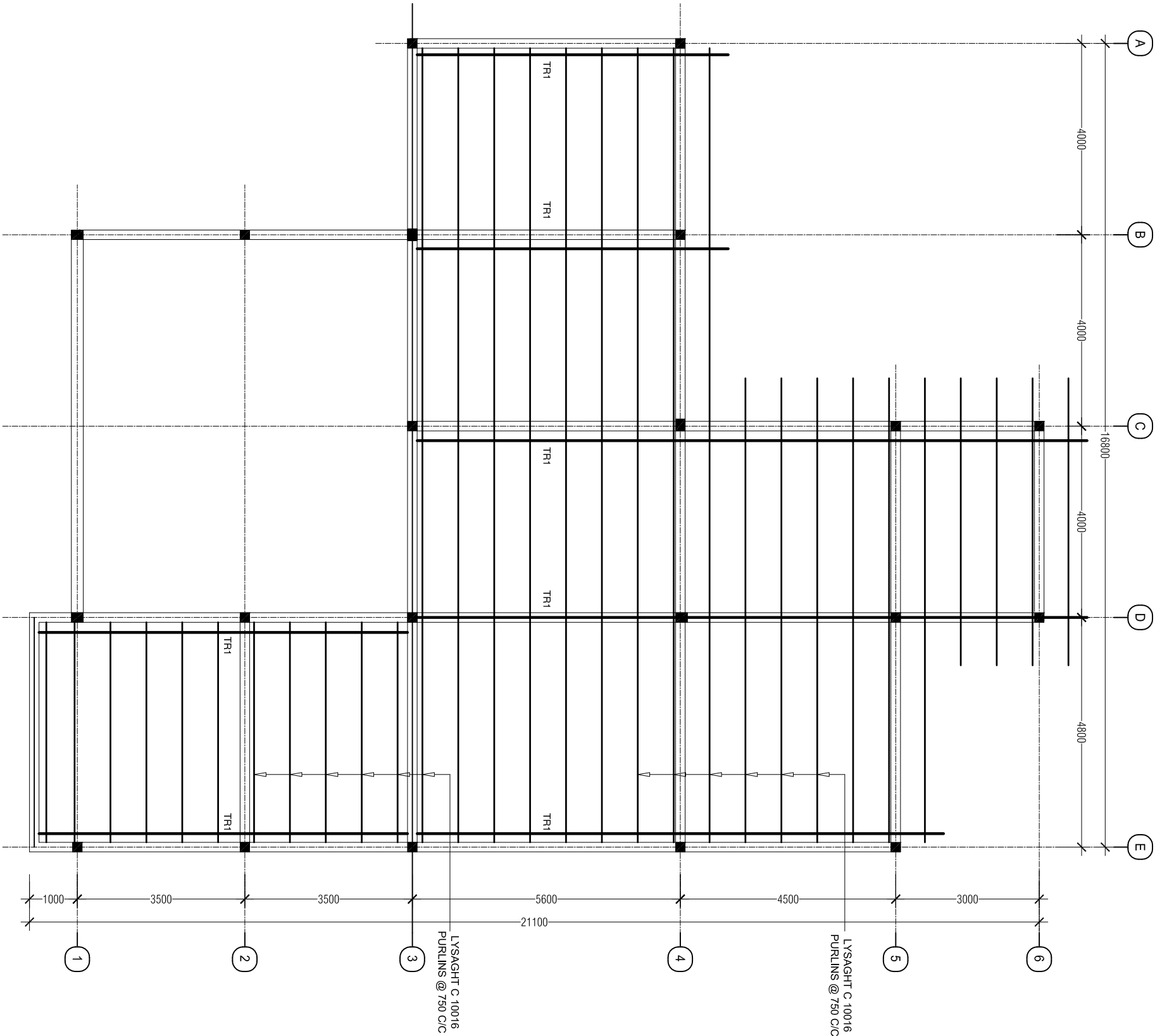
1:100

....



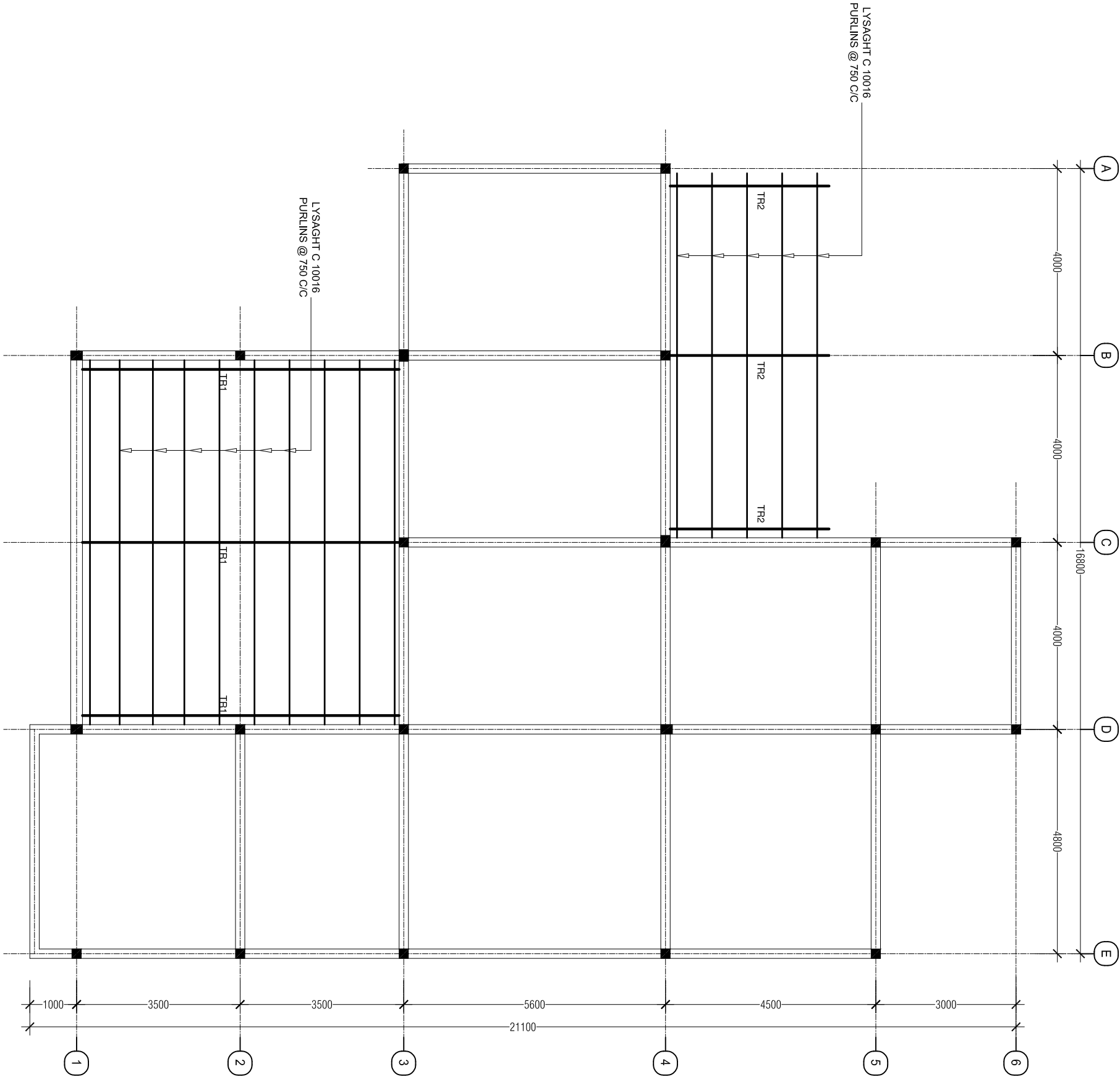
MILITARY ENGINEERS
MALDIVES NATIONAL DEFENCE FORCE
Ministry of Defence

The drawings, concept and design contained are the properties of MNDF. Use of any kind or copy of whole or part of this drawing, concept or design or use on other projects or sites other than that specified on this drawing is strictly prohibited.



ROOF FRAMING LAYOUT 2

SCALE 1:100



ROOF FRAMING LAYOUT 1

SCALE 1:100

FIRE STATION

S. HUTHUWEEBHOO

SHEET CONTENT:

Blank lines for sheet content.

DESIGN APPROVAL:

COL. IBRAHIM RASHEED
COMMANDING OFFICE

RECOM. APPROVAL:

CPT. AHMED SHARIM
OFFICER COMMANDING

APPROVED:

MAJ. GEN. AHMED SHIYAM
CHIEF OF DEFENCE FORCE

APPROVED DATE:

DESIGNED:

FLT. M. SHIFAU
Architectural

WO3.AIMINATH AU
Structural

CHECKED:

FLT. M. SHIFAU
Architectural

WO3.AIMINATH AU
Structural

Electrical & Mechanical

Communication

DRAWN:

REVISION:

WO1. AU SHIFAU
PTE. M. SAIF ABDULLA
PTE. YAMIN SAEED

DATE:

DATE:

DATE:

5/27/2015

SCALE:

SHEET NO.:

1:100



MILITARY ENGINEERS
MALDIVES NATIONAL DEFENCE FORCE
Male', Republic of Maldives

The drawings, concept and design contained are the properties of MNDF. Use of any kind or copy of whole or part of this drawing, concept or design or use on other projects or sites other than that specified on this drawing is strictly prohibited.

FIRE STATION
S.HUTHUWEEBHOO

SHEET CONTENT:

DESIGN APPROVAL:

COL. IBRAHIM RASHEED
COMMANDING OFFICE
RECOM. APPROVAL:

CPT. AHMED SHARIM
OFFICER COMMANDING

APPROVED:

MAJ. GEN. AHMED SHIYAM
CHIEF OF DEFENCE FORCE

APPROVED DATE:

DESIGNED:

FLT. M. SHIFAU
Architectural
WO3.AMINNATH AU
Structural

CHECKED:

FLT. M. SHIFAU
Architectural
WO3.AMINNATH AU
Structural

Electrical & Mechanical
Communication

DRAWN:

REVISION:

WO1. AUI SHIFAU
PTE. M. SAIF ABDULLA
PTE. YAMIN SAEED

DATE:

DATE:

DATE
5/27/2015

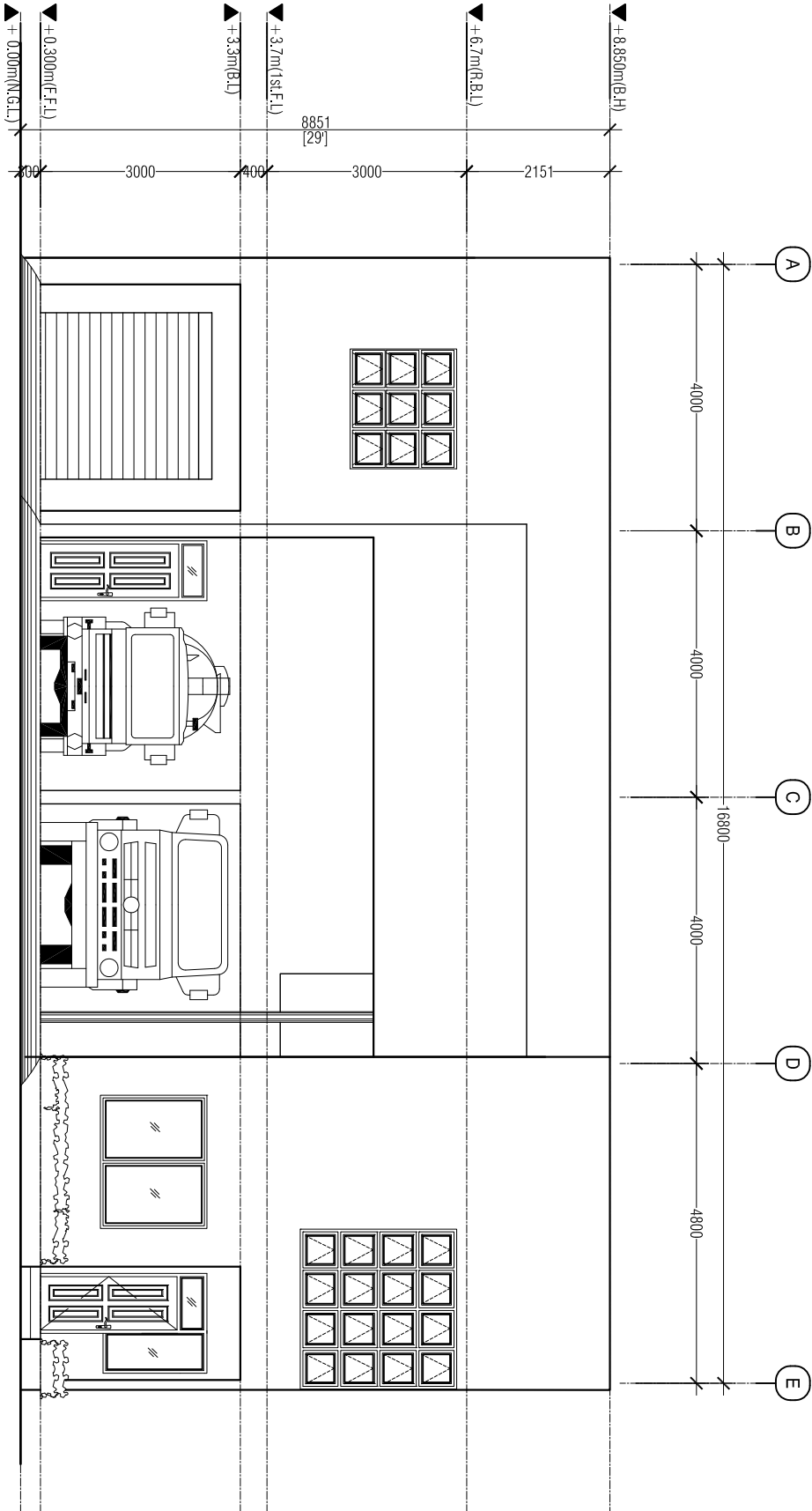
SCALE:
SHEET NO.:

1:100



MILITARY ENGINEERS
MALDIVES NATIONAL DEFENCE FORCE
Ministry of Defence, Republic of Maldives

The drawings, concept and design contained are the properties of MNDF. Use of any kind or copy of whole or part of this drawing, concept or design or use on other projects or sites other than that specified on this drawing is strictly prohibited.



FRONT ELEVATION

SCALE 1:100

FIRE STATION

S. HUTHUWEEHDHOO

SHEET CONTENT:

DESIGN APPROVAL:

COL. IBRAHIM RASHEED
COMMANDING OFFICE

RECOM. APPROVAL:

CPT. AHMED SHARIM
OFFICER COMMANDING

APPROVED:

MAJ. GEN. AHMED SHIYAM
CHIEF OF DEFENCE FORCE

APPROVED DATE:

DESIGNED:

FLT. M. SHIFAU
Architectural

WO3.AMINNATH AUI
Structural

CHECKED:

FLT. M. SHIFAU
Architectural

WO3.AMINNATH AUI
Structural

Electrical & Mechanical

Communication

DRAWN:

REVISION:

WO1. AUI SHIFAU
PTE. M. SAIF ABDULLA
PTE. YAMIN SAEED

DATE:

DATE:

DATE
5/27/2015

SCALE:

SHEET NO.:

1:100



MILITARY ENGINEERS
MALDIVES NATIONAL DEFENCE FORCE
Ministry of Defence, Republic of Maldives

The drawings, concept and design contained are the properties of MNDF. Use of any kind or copy of whole or part of this drawing, concept or design or use on other projects or sites other than that specified on this drawing is strictly prohibited.

FIRE STATION
S. HITHUMBEEDHOO

SHEET CONTENT:

DESIGN APPROVAL:

COL. IBRAHIM RASHEED
COMMANDING OFFICE

RECOM. APPROVAL:

CPT. AHMED SHARIM
OFFICER COMMANDING

APPROVED:

MAJ. GEN. AHMED SHIYAM
CHIEF OF DEFENCE FORCE

APPROVED DATE:

DESIGNED:

FLT. M. SHIFAU
Architectural

WO3.AMINNATH AU
Structural

CHECKED:

FLT. M. SHIFAU
Architectural

WO3.AMINNATH AU
Structural

Electrical & Mechanical

Communication

DRAWN:

REVISION:

WO1. AUI SHIFAU
PTE. M. SAIF ABDULLA
PTE. YAMIN SAEED

DATE:

DATE:

DATE

5/27/2015

SCALE:

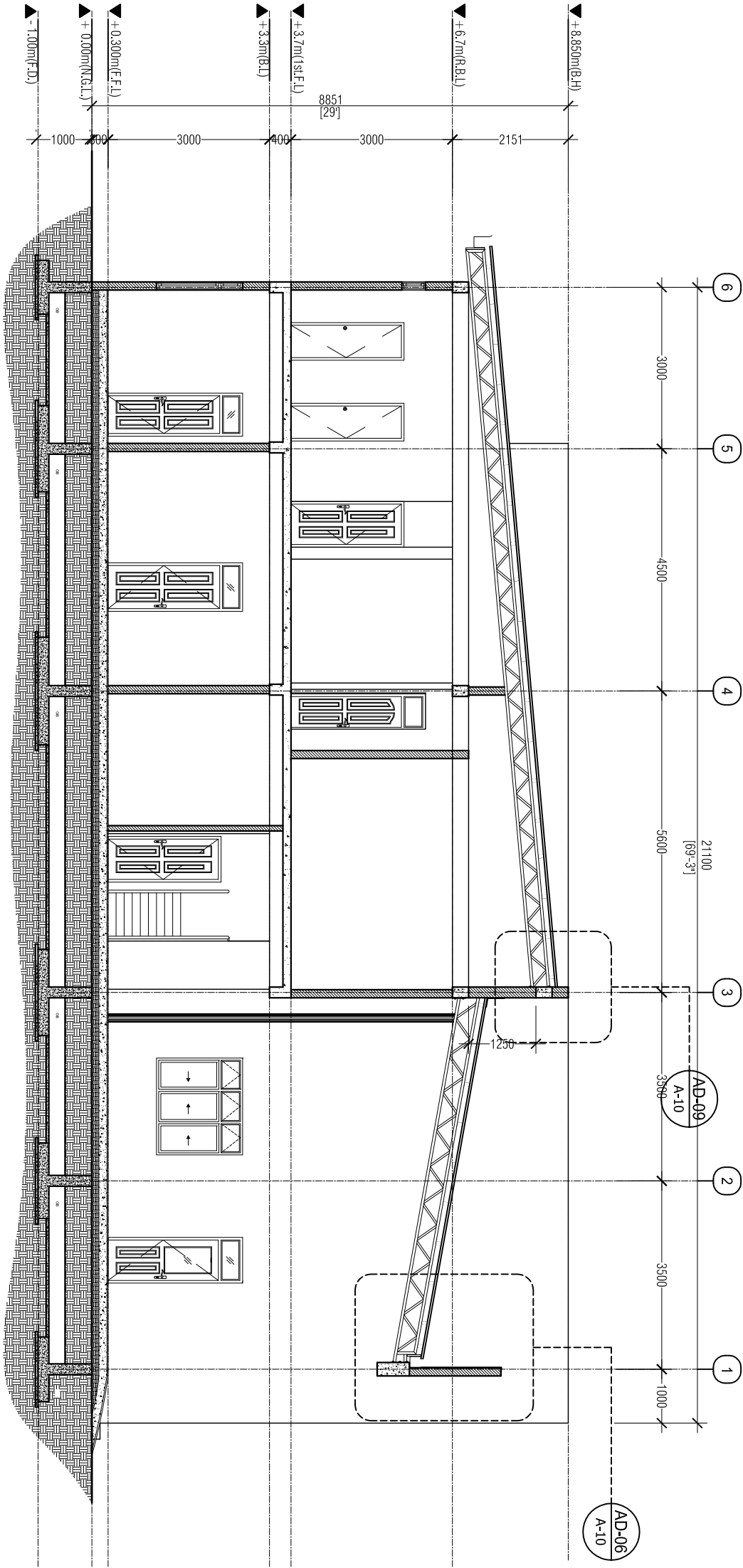
SHEET NO.:

1:100



MILITARY ENGINEERS
MALDIVES NATIONAL DEFENCE FORCE
Malé, Republic of Maldives

The drawings, concept and design contained are the properties of MNDF. Use of any kind or copy of whole or part of this drawing, concept or design or use on other projects or sites other than that specified on this drawing is strictly prohibited.



SECTION Y-Y

SCALE 1:100

FIRE STATION
S.HUTHUMEEDHOO

SHEET CONTENT:

DESIGN APPROVAL:

COL. IBRAHIM RASHEED
COMMANDING OFFICE
RECOM. APPROVAL:

CPT. AHMED SHARIM
OFFICER COMMANDING

APPROVED:

MAJ. GEN. AHMED SHIYAM
CHIEF OF DEFENCE FORCE

APPROVED DATE:

DESIGNED:

FLT. M. SHIFAU
Architectural
WO3.AIMINATH AU
Structural

CHECKED:

FLT. M. SHIFAU
Architectural
WO3.AIMINATH AU
Structural

Electrical & Mechanical
Communication

DRAWN: REVISION:

WO1. AU SHIFAU
PTE. M. SAIF ABDULLA
PTE. YAMIN SAEED

DATE: DATE:

DATE: 5/27/2015

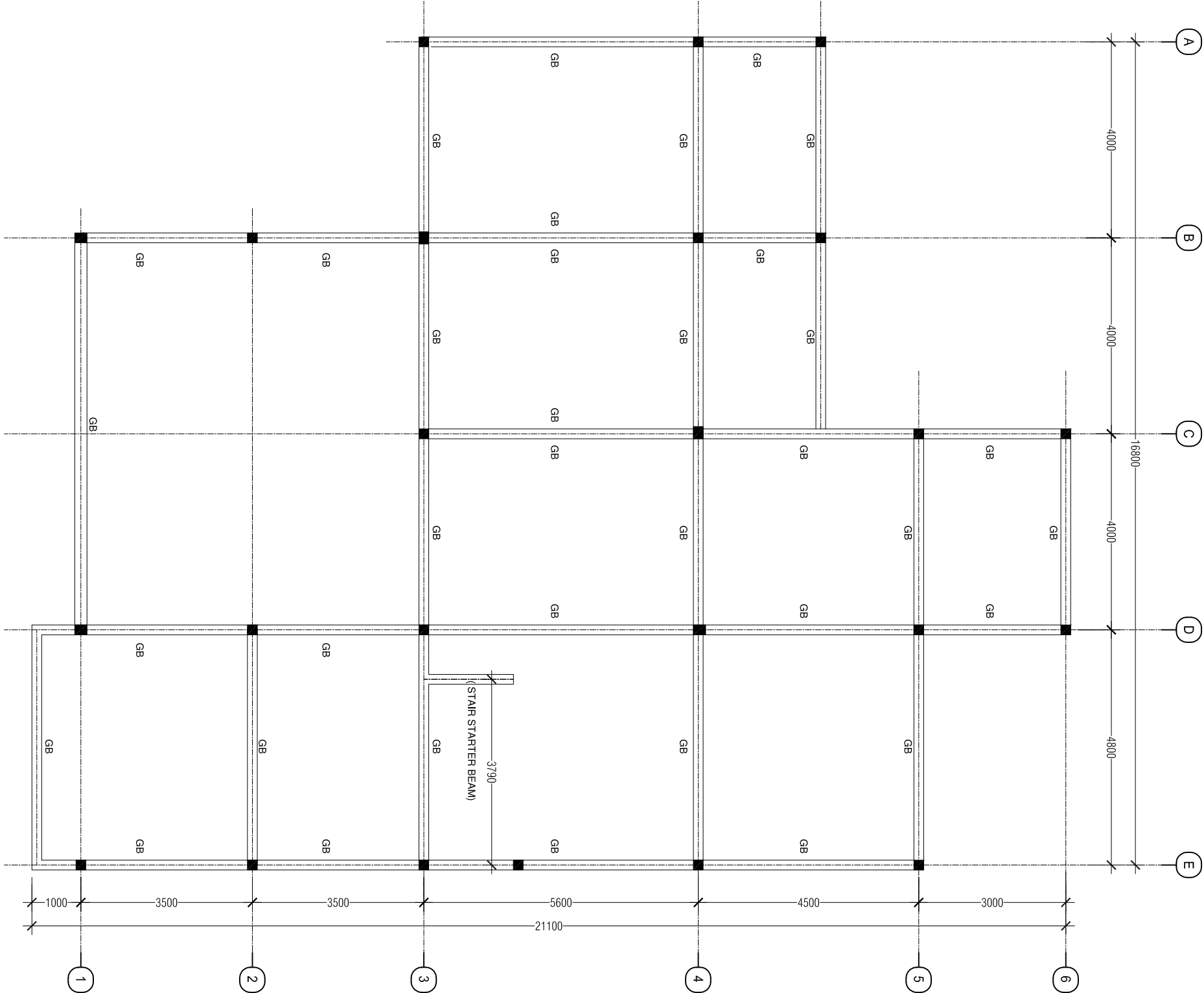
SCALE: SHEET NO.:

1:100



MILITARY ENGINEERS
MALDIVES NATIONAL DEFENCE FORCE
State, Republic of Maldives

The drawings, concept and design contained are the properties of MNDF. Use of any kind or copy of whole or part of this drawing, concept or design or use on other projects or sites other than that specified on this drawing is strictly prohibited.



GROUND BEAM LAYOUT

SCALE 1:100

FIRE STATION
S.HITHUMBEEDHOO

SHEET CONTENT:

DESIGN APPROVAL:

COL. IBRAHIM RASHEED
COMMANDING OFFICE
RECOM. APPROVAL:

CPT. AHMED SHARIM
OFFICER COMMANDING

APPROVED:

MAJ. GEN. AHMED SHIYAM
CHIEF OF DEFENCE FORCE

APPROVED DATE:

DESIGNED:

FLT. M. SHIFAU
Architectural
WO3.AIMINATH AU
Structural

CHECKED:

FLT. M. SHIFAU
Architectural
WO3.AIMINATH AU
Structural

Electrical & Mechanical
Communication

DRAWN:

REVISION:

WO1. AUI SHIFAU
PTE. M. SAIF ABDULLA
PTE. YAMIN SAEED

DATE: DATE:

DATE: 5/27/2015

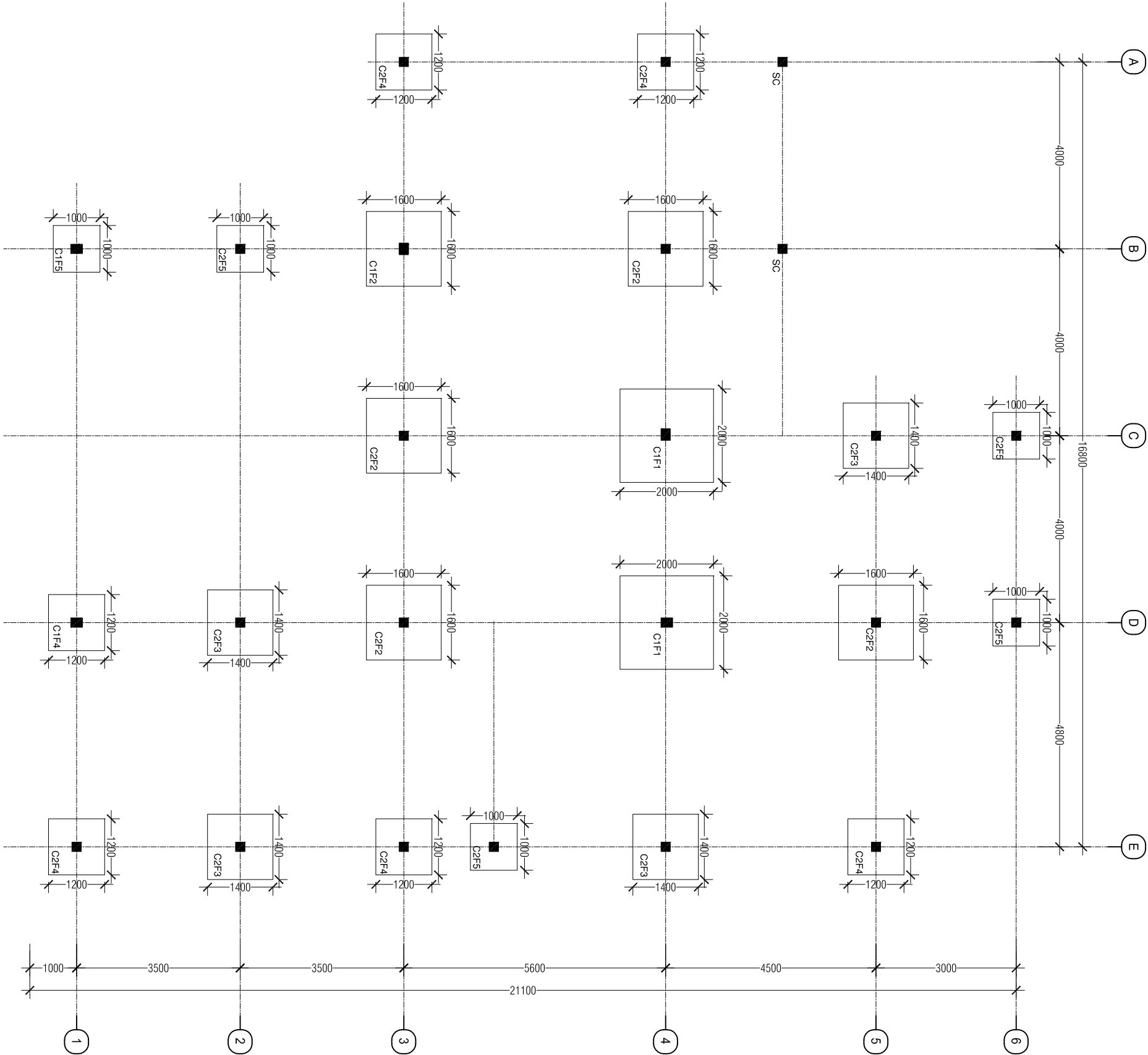
SCALE: SHEET NO.:

1:100



MILITARY ENGINEERS
MALDIVES NATIONAL DEFENCE FORCE
Maldives, Republic of Maldives

The drawings, concept and design contained are the properties of MNDF. Use of any kind or copy of whole or part of this drawing, concept or design or use on other projects or sites other than that specified on this drawing is strictly prohibited.



COLUMN/FOOTING LAYOUT

SCALE 1:100

FIRE STATION
S.HUTHUMEDHOO

SHEET CONTENT:

DESIGN APPROVAL:

COL. IBRAHIM RASHEED
COMMANDING OFFICE
RECOM. APPROVAL:

CPT. AHMED SHARIM
OFFICER COMMANDING

APPROVED:

MAJ. GEN. AHMED SHIYAM
CHIEF OF DEFENCE FORCE

APPROVED DATE:

DESIGNED:

FLT. M. SHIFAU
Architectural
WO3.AIMINATH AU
Structural

CHECKED:

FLT. M. SHIFAU
Architectural
WO3.AIMINATH AU
Structural

Electrical & Mechanical
Communication

DRAWN: REVISION:

WO1. AU SHIFAU
PTE. M. SAIF ABDULLA
PTE. YAMIN SAEED

DATE: DATE:

DATE: 5/27/2015

SCALE: SHEET NO.:

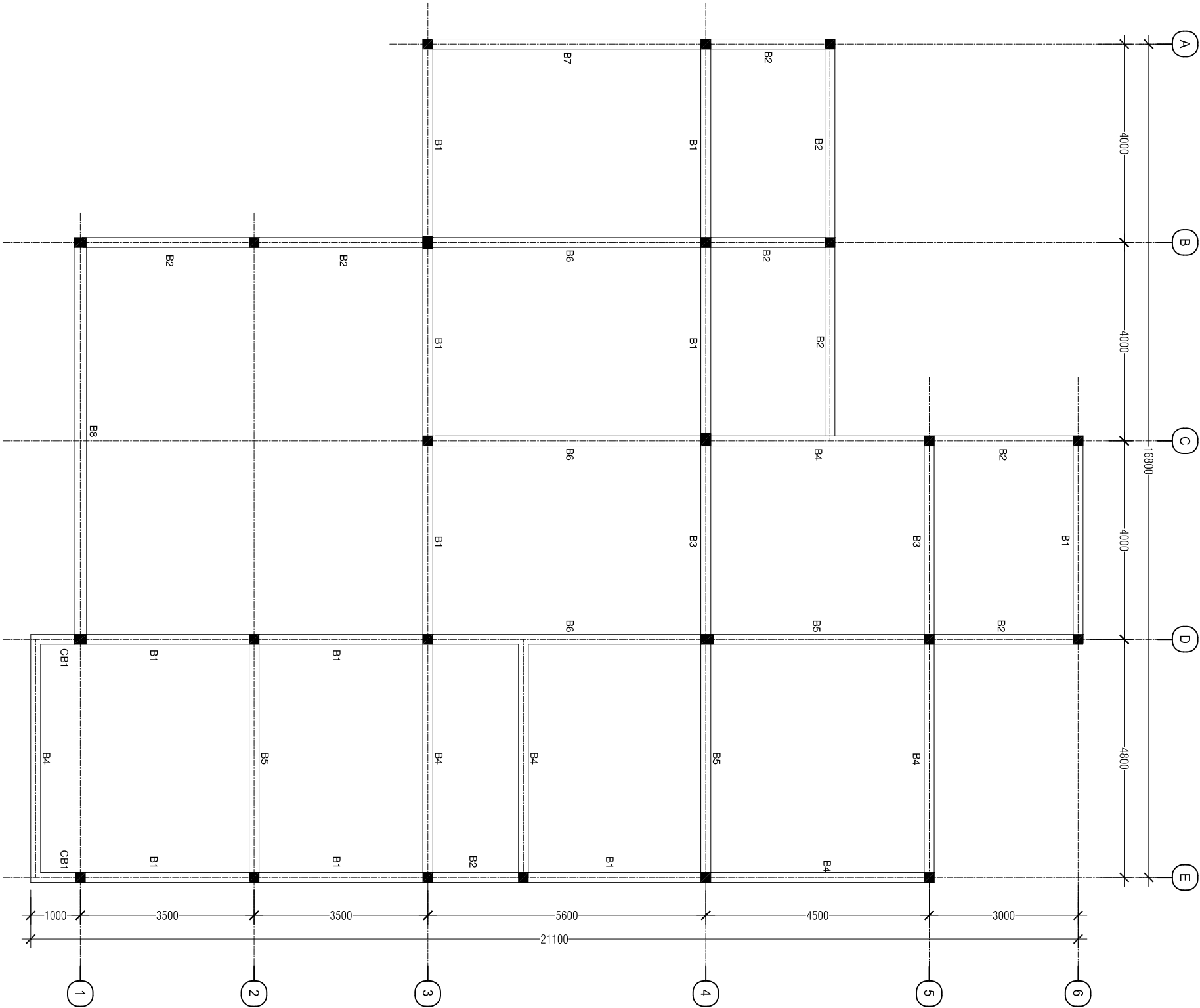
1:100



The drawings, concept and design contained are the properties of MNDF. Use of any kind or copy of whole or part of this drawing, concept or design or use on other projects or sites other than that specified on this drawing is strictly prohibited.

FLOOR BEAM LAYOUT

SCALE 1:100



FIRE STATION
S.HUTHUWEEHDHOO

SHEET CONTENT:

DESIGN APPROVAL:

COL. IBRAHIM RASHEED
COMMANDING OFFICE
RECOM. APPROVAL:

CPT. AHMED SHARIIM
OFFICER COMMANDING

APPROVED:

MAJ. GEN. AHMED SHIYAM
CHIEF OF DEFENCE FORCE

APPROVED DATE:

DESIGNED:

FLT. M. SHIFAU
Architectural
WO3.AIMINATH AU
Structural

CHECKED:

FLT. M. SHIFAU
Architectural
WO3.AIMINATH AU
Structural

Electrical & Mechanical
Communication

DRAWN:

WO1. AUI SHIFAU
PTE. M. SAIF ABDULLA
PTE. YAMIN SAEED

DATE:

DATE:

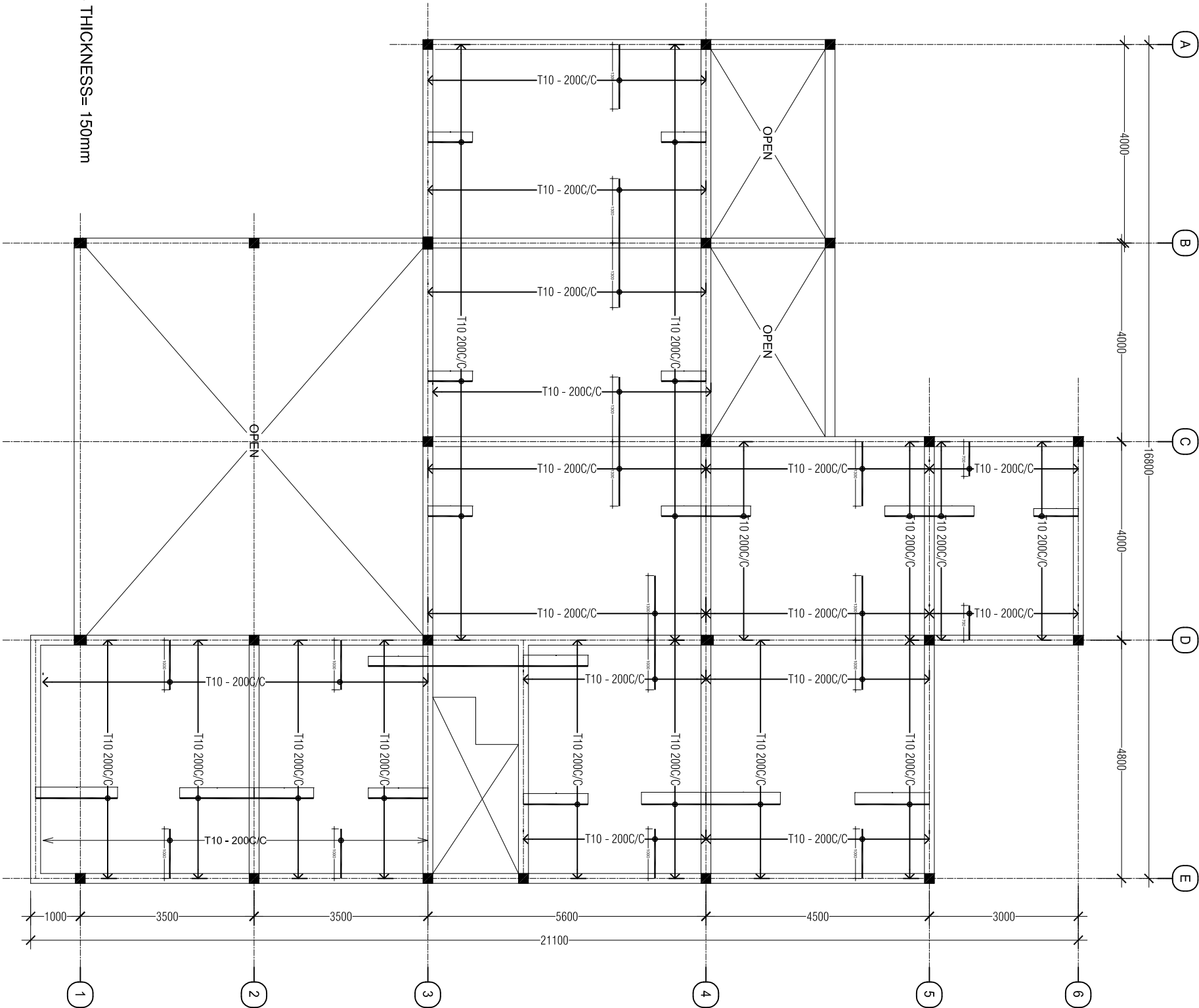
SCALE:

1:100



MILITARY ENGINEERS
MALDIVES NATIONAL DEFENCE FORCE
Ministry of Defence, Republic of Maldives

The drawings, concept and design contained are the properties of MNDF. Use of any kind or copy of whole or part of this drawing, concept or design or use on other projects or sites other than that specified on this drawing is strictly prohibited.

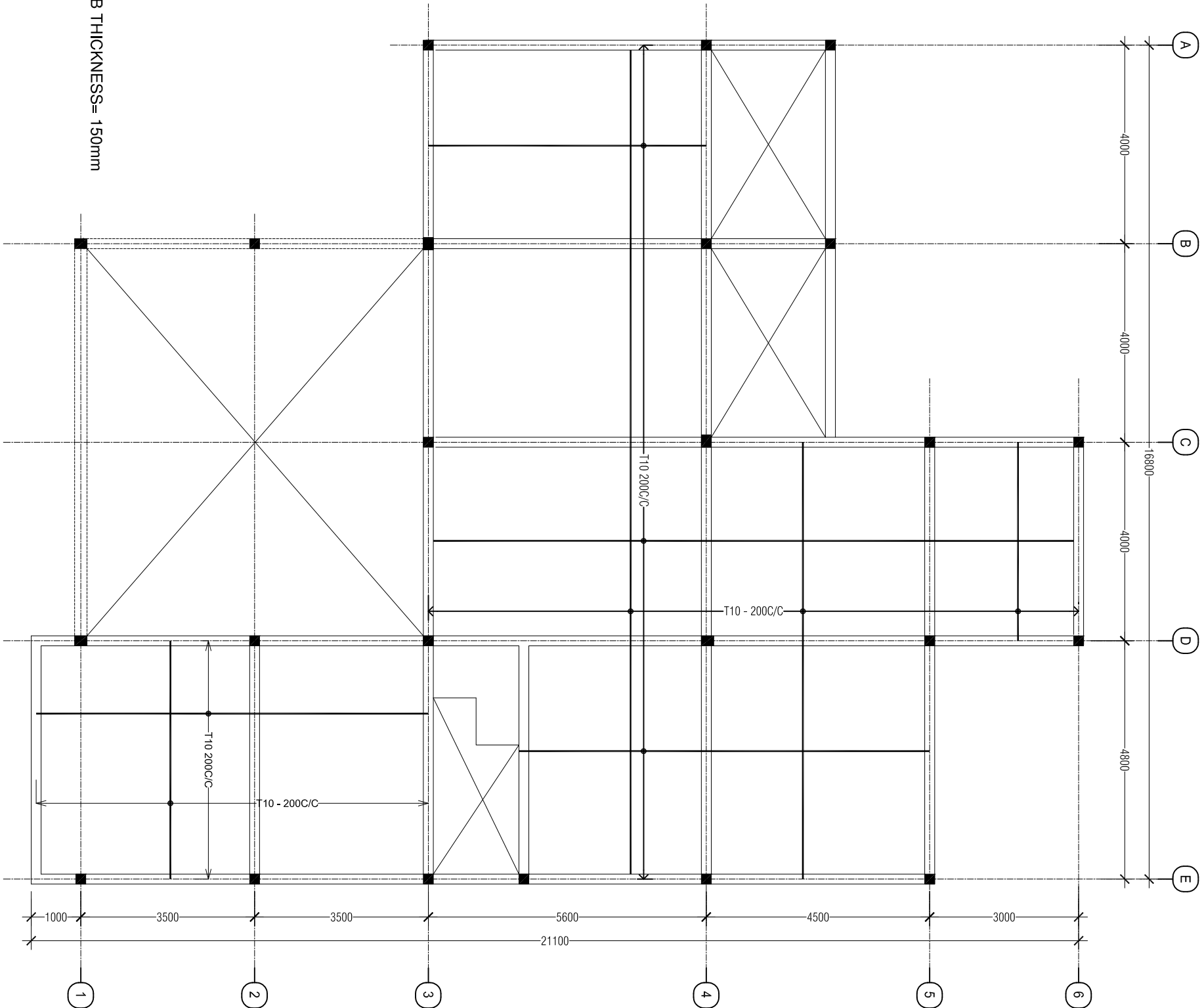


NOTE:SLAB THICKNESS= 150mm

TOP REINFORCEMENT

SLAB REINFORCEMENT LAYOUT

SCALE 1:100



NOTE: SLAB THICKNESS= 150mm

BOTTOM REINFORCEMENT

SLAB REINFORCEMENT LAYOUT

SCALE 1:100

FIRE STATION

S. HUTHUWEEHDHOO

SHEET CONTENT:

DESIGN APPROVAL:

COL. IBRAHIM RASHEED
COMMANDING OFFICE
RECOM. APPROVAL:

CPT. AHMED SHARIM
OFFICER COMMANDING

APPROVED:

MAJ. GEN. AHMED SHIYAM
CHIEF OF DEFENCE FORCE

APPROVED DATE:

DESIGNED:

FLT. M. SHIFAU
Architectural
WO3.AIMINATH AU
Structural

CHECKED:

FLT. M. SHIFAU
Architectural
WO3.AIMINATH AU
Structural

Electrical & Mechanical
Communication

DRAWN: REVISION:

WO1. AU SHIFAU
PTE. M. SAIF ABDULLA
PTE. YAMIN SAEED

DATE: DATE:

DATE: 5/27/2015

SCALE: SHEET NO.:

1:100



MILITARY ENGINEERS
MALDIVES NATIONAL DEFENCE FORCE
Ministry of Defence, Republic of Maldives

The drawings, concept and design contained are the properties of MNDF. Use of any kind or copy of whole or part of this drawing, concept or design or use on other projects or sites other than that specified on this drawing is strictly prohibited.

FIRE STATION
S. HUTHUWEEHDHOO

SHEET CONTENT:

DESIGN APPROVAL:

COL. IBRAHIM RASHEED
COMMANDING OFFICE
RECOM. APPROVAL:

CPT. AHMED SHARIM
OFFICER COMMANDING

APPROVED:

MAJ. GEN. AHMED SHIYAM
CHIEF OF DEFENCE FORCE

APPROVED DATE:

DESIGNED:

FLT. M. SHIFAU
Architectural
WO3.AIMINATH AU
Structural

CHECKED:

FLT. M. SHIFAU
Architectural
WO3.AIMINATH AU
Structural

Electrical & Mechanical
Communication

DRAWN: REVISION:

WO1. AU SHIFAU
PTE. M. SAIF ABDULLA
PTE. YAMIN SAEED

DATE: DATE:

DATE: 5/27/2015

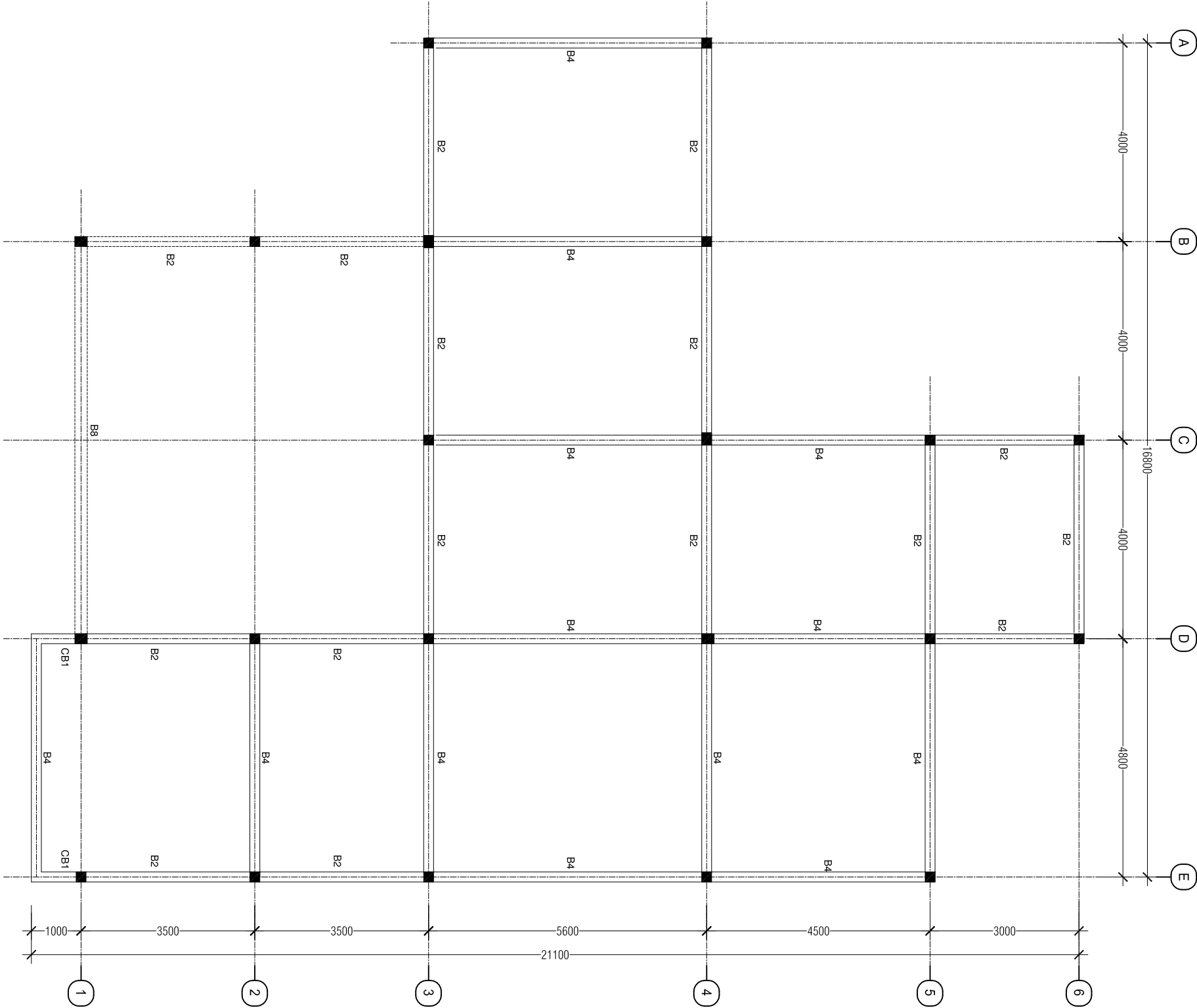
SCALE: SHEET NO.:

1:100 ----



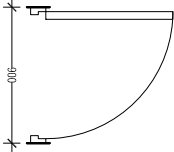
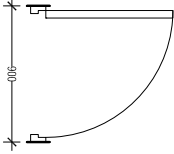
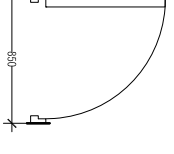
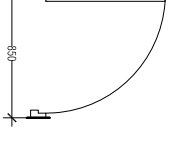
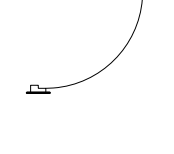
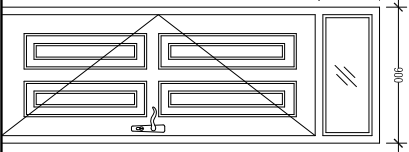
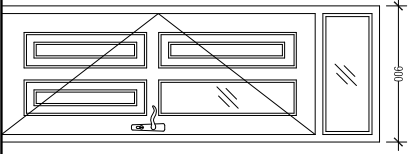
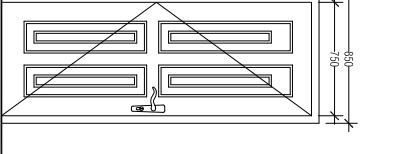
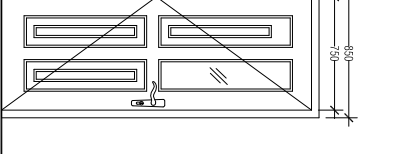
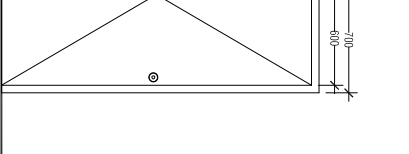
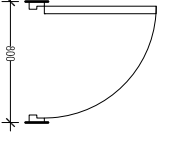
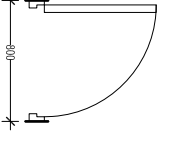
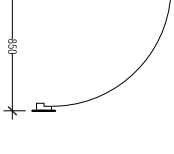
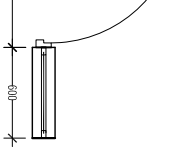
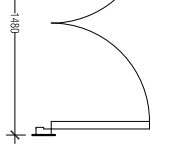
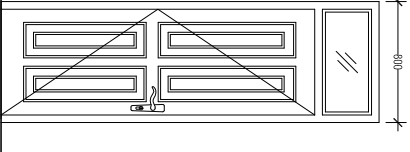
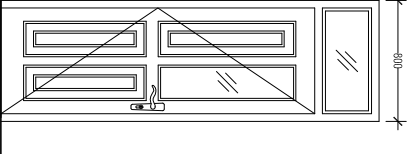

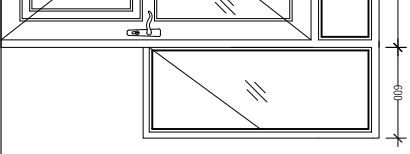
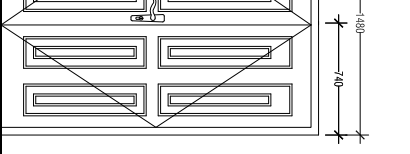
MILITARY ENGINEERS
MALDIVES NATIONAL DEFENCE FORCE
Ministry of Defence, Republic of Maldives

The drawings, concept and design contained are the properties of MNDF. Use of any kind or copy of whole or part of this drawing, concept or design or use on other projects or sites other than that specified on this drawing is strictly prohibited.




ROOF BEAM LAYOUT

SCALE:1:100

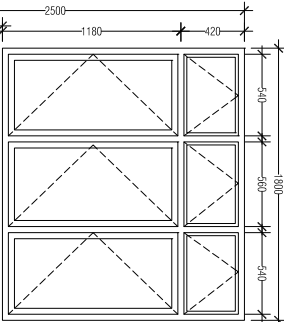
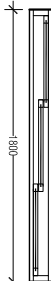
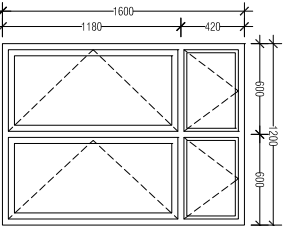
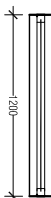
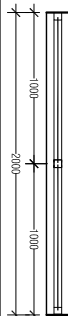
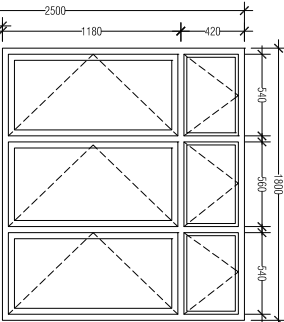
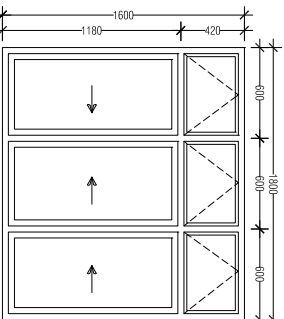
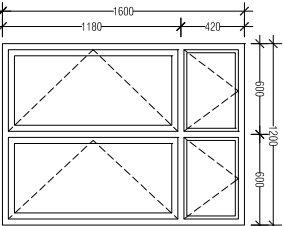
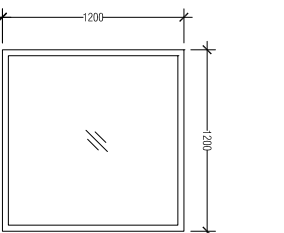
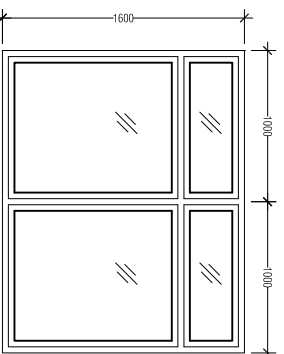
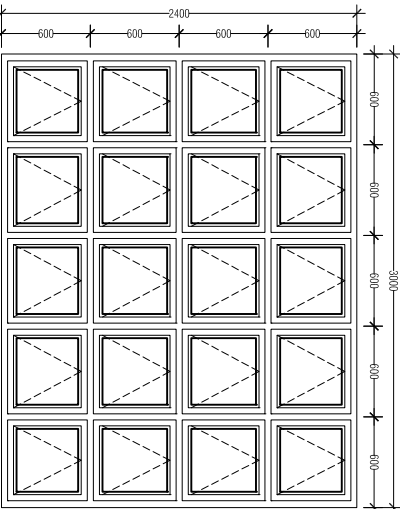
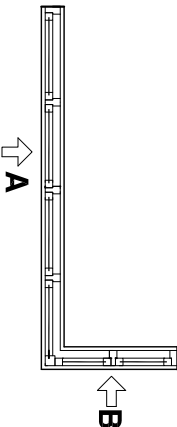
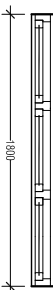
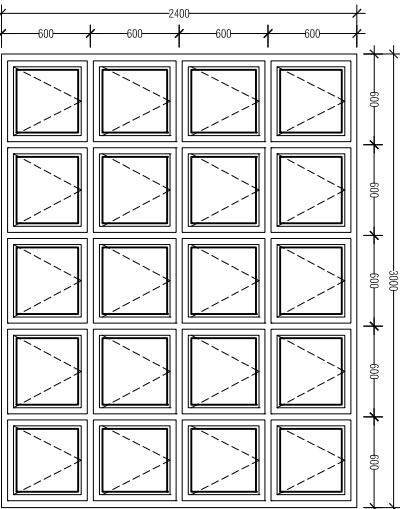
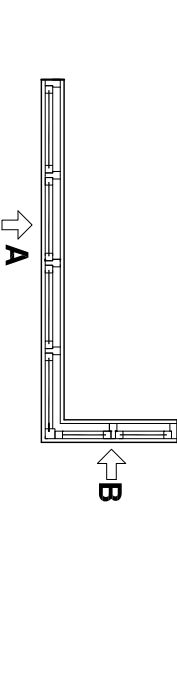
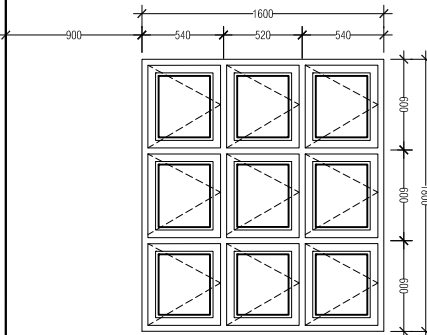
| | | | | | | | | | | |
|------------|---|---------|---|---------|---|---------|---|---------|---|---------|
| NAME | SIDE HUNG DOOR | | SIDE HUNG DOOR | | SIDE HUNG DOOR | | SIDE HUNG DOOR | | SIDE HUNG DOOR | |
| PLAN |  | |  | |  | |  | |  | |
| ELEVATION |  | |  | |  | |  | |  | |
| SYMBOL | $\bigcirc \frac{D}{0}$ TOTAL = 05 nos. | | $\bigcirc \frac{D}{0V}$ TOTAL = 08 nos. | | $\bigcirc \frac{D}{1}$ TOTAL = 04 nos. | | $\bigcirc \frac{D}{1V}$ TOTAL = 01nos. | | $\bigcirc \frac{D}{2}$ TOTAL = 09 nos. | |
| LOCATION | Gr flr | Fst flr | Gr flr | Fst flr | Gr flr | Fst flr | Gr flr | Fst flr | Gr flr | Fst flr |
| QUANTITY | 02 | 03 | 02 | 01 | 03 | 01 | 01 | 00 | 02 | 07 |
| DOOR FRAME | SOLID WOOD | | SOLID WOOD | | SOLID WOOD | | SOLID WOOD | | PVC DOOR | |
| FINISHES | VARNISHED | | VARNISHED | | VARNISHED | | VARNISHED | | REMARKS | |
| NAME | SIDE HUNG DOOR | | SIDE HUNG DOOR | | SIDE HUNG DOOR WITH SLIDING DOOR | | SIDE HUNG DOOR WITH FIXED GLASS | | 2 PANE DOOR | |
| PLAN |  | |  | |  | |  | |  | |
| ELEVATION |  | |  | |  | |  | |  | |
| SYMBOL | $\bigcirc \frac{D}{3}$ TOTAL = 02 nos. | | $\bigcirc \frac{D}{3V}$ TOTAL = 01 nos. | | $\bigcirc \frac{D}{4}$ TOTAL = 01 nos. | | $\bigcirc \frac{D}{5}$ TOTAL = 01 nos. | | $\bigcirc \frac{D}{6}$ TOTAL = 01 nos. | |
| LOCATION | Gr flr | | Gr flr | | Gr flr | | Gr flr | | Gr flr | Gr flr |
| QUANTITY | 02 | | 01 | | 01 | | 01 | | 00 | 01 |
| DOOR FRAME | SOLID WOOD | | SOLID WOOD | | SOLID WOOD DECORATIVE | | SOLID WOOD DECORATIVE | | SOLID WOOD DECORATIVE | |
| FINISHES | VARNISHED | | VARNISHED | | VARNISHED | | VARNISHED | | VARNISHED | |
| | REMARKS | | REMARKS | | REMARKS | | REMARKS | | REMARKS | |
| | TOP FIXED GLASS | | TOP FIXED GLASS | | TOP FIXED GLASS | | TOP FIXED GLASS | | TOP FIXED GLASS | |

| | |
|---|--|
| FIRE STATION S.HULUMBEEDHO | |
| SHEET CONTENT: _____ _____ _____ _____ | |
| DESIGN APPROVAL: COL. IBRAHIM RASHEED COMMANDING OFFICE RECOM. APPROVAL: CPT. AHMED SHARIM OFFICER COMMANDING APPROVED: MAJ. GEN. AHMED SHIYAM CHIEF OF DEFENCE FORCE APPROVED DATE: | |
| DESIGNED: | |
| FLT. M. SHIFAU Architectural | WO3.AMINNATH AU Structural |
| CHECKED: | |
| FLT. M. SHIFAU Architectural | WO3.AMINNATH AU Structural |
| Electrical & Mechanical | Communication |
| DRAWN: | REVISION: |
| WO1. AU SHIFAU | PTE. M. SAIF ABDULLA PTE. YAMIN SAEED |
| DATE: | DATE: |
| DATE | 5/27/2015 |
| SCALE: | SHEET NO.: |
| 1:50 | ---- |



MILITARY ENGINEERS
MALDIVES NATIONAL DEFENCE FORCE
Maldives Republic of Maldives

The drawings, concept and design contained are the properties of MNDF. Use of any kind or copy of whole or part of this drawing, concept or design or use on other projects or sites other than that specified on this drawing is strictly prohibited.

| NAME | | SIDE HUNG WINDOW | | SLIDING WINDOW | | SIDE HUNG WINDOW | | FIXED GLASS | | 2 PANE FIXED GLASS | | |
|------------|--------------------|---|--|--|--|---|--------------------|---|--|---|--|--|
| PLAN | |  | |  | |  | |  | |  | | |
| ELEVATION | |  | |  | |  | |  | |  | | |
| SYMBOL | | <div><div>W</div><div>0</div></div> TOTAL = 06 nos. | | <div><div>W</div><div>1</div></div> TOTAL = 03 nos. | | <div><div>W</div><div>2</div></div> TOTAL = 06 nos. | | <div><div>W</div><div>3</div></div> TOTAL = 01 nos. | | <div><div>W</div><div>4</div></div> TOTAL = 01 nos. | | |
| LOCATION | Gr. flr. Fst. flr. | TYPE | | Gr. flr. Fst. flr. | TYPE | | Gr. flr. Fst. flr. | TYPE | | Gr. flr. Fst. flr. | TYPE | |
| QUANTITY | 02 04 | 3 PANE SIDE HUNG WINDOW | | 03 | 3 PANE SLIDING WINDOW | | 04 02 | 2 PANE SIDE HUNG WINDOW | | 01 | FIXED GLASS | |
| DOOR FRAME | EMBEDDED TO WALL | REMARKS: WHITE POWDER COATED ALUMINIUM | | EMBEDDED TO WALL | REMARKS: WHITE POWDER COATED ALUMINIUM | | EMBEDDED TO WALL | REMARKS: WHITE POWDER COATED ALUMINIUM | | EMBEDDED TO WALL | REMARKS: WHITE POWDER COATED ALUMINIUM | |
| FINISHES | REFLECTIVE GLASS | CLEAR GLASS | | REFLECTIVE GLASS | REFLECTIVE GLASS | | REFLECTIVE GLASS | REFLECTIVE GLASS | | REFLECTIVE GLASS | REFLECTIVE GLASS | |
| NAME | | TOP HUNG WINDOW | | L SHAPE TOP HUNG WINDOW | | TOP HUNG WINDOW SET | | | | | | |
| PLAN | |  | |  | |  | | | | | | |
| ELEVATION | |  | |  | |  | | | | | | |
| SYMBOL | | <div><div>W</div><div>5</div></div> TOTAL = 01 nos. | | <div><div>W</div><div>6</div></div> TOTAL = 01 nos. | | <div><div>W</div><div>7</div></div> TOTAL = 01 nos. | | | | | | |
| LOCATION | Fst. flr. | TYPE | | Fst. flr. | TYPE | | Fst. flr. | TYPE | | Fst. flr. | TYPE | |
| QUANTITY | 01 | TOP HUNG WINDOW SET | | 01 | TOP HUNG WINDOW SET | | 01 | TOP HUNG WINDOW SET | | 01 | TOP HUNG WINDOW SET | |
| DOOR FRAME | EMBEDDED TO WALL | REMARKS: WHITE POWDER COATED ALUMINIUM | | EMBEDDED TO WALL | REMARKS: WHITE POWDER COATED ALUMINIUM | | EMBEDDED TO WALL | REMARKS: WHITE POWDER COATED ALUMINIUM | | EMBEDDED TO WALL | REMARKS: WHITE POWDER COATED ALUMINIUM | |
| FINISHES | REFLECTIVE GLASS | REFLECTIVE GLASS | | REFLECTIVE GLASS | REFLECTIVE GLASS | | REFLECTIVE GLASS | REFLECTIVE GLASS | | REFLECTIVE GLASS | REFLECTIVE GLASS | |

GENERAL NOTES

ALL MEASUREMENTS TO BE CHECKED ON SITE BY THE CONTRACTOR BEFORE FABRICATION. Dimension shown on drawings indicates effective openings of frame. All wooden frame depths are 100mm. Wooden door panel thickness = 35mm. External units must comply the following weather conditions: -Wind pressure: 200kg/sqm. -Water tightness: 25kg/sqm. All external frames/ wall joints must be sealed with silicon sealant and wedges trimmed with 12x12 mm H/W beading fixed to frames by brass nails. All hardwood shall be provided for the performance of all functions of the units. Hinges shall conform to Door size more than 800Wx2100H WD: 125mmx4 sets Door size less than 800Wx2100H WD: 100mmx3 sets Single panel PVC door and frame with SS sliding lock and PVC coated hinges and Locks shall be cylindrical w/master keysets. Door knobs shall be 900mm above finished floor level. Door swings are indicated on the floor plans All elevations shown from outside and window swings DEFINED on the schedule.

GENERAL NOTES

ALL MEASUREMENTS TO BE CHECKED ON SITE BY THE CONTRACTOR BEFORE FABRICATION. Dimension shown on drawings indicates effective openings of frame. All wooden frame depths are 100mm. Wooden door panel thickness = 35mm.

External units must comply the following weather conditions:-Wind pressure: 200kg/sqm. -Water tightness: 25Kg/sqm.

All external frames/ wall joints must be sealed with silicon sealant and wedges trimmed with 12x12 mm H/W beading fixed to frames by brass nails.

All hardwood shall be provided for the performance of all functions of the units.

Hinges shall conform to Door size more than 800Wx2100H


WD- 125mmx4 sets

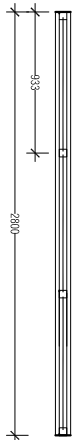
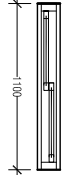
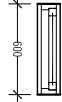


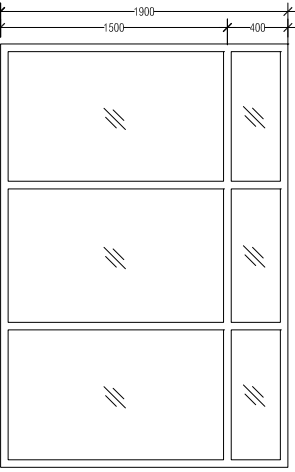
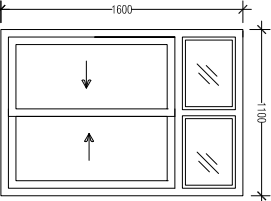
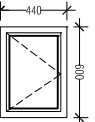
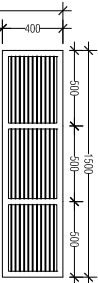
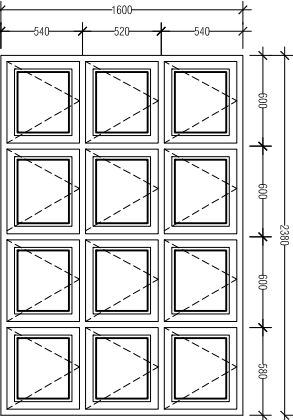
Door size less than 800Wx2100H

WD- 100mmx3 sets

Single panel PVC door and frame with SS sliding lock and PVC coated hinges and Locks shall be cylindrical w/master keysets. Door knobs shall be 900mm above finished floor level.

Door swings are indicated on the floor plans
All elevations shown from outside and window swings DEFINED on the schedule.

| | |
|--|--|
| FIRE STATION S.HUTUWEEPHOO | |
| SHEET CONTENT: | |
| DESIGN APPROVAL: | |
| COL. IBRAHIM RASHEED COMMANDING OFFICE | |
| RECOM. APPROVAL: | |
| CPT. AHMED SHARIM OFFICER COMMANDING | |
| APPROVED: | |
| MAJ. GEN. AHMED SHIYAM CHIEF OF DEFENCE FORCE | |
| APPROVED DATE: | |
| DESIGNED: | |
| FLT. M. SHIFAU Architectural | WO3.AMINNATH AU Structural |
| CHECKED: | |
| FLT. M. SHIFAU Architectural | WO3.AMINNATH AU Structural |
| Electrical & Mechanical | Communication |
| DRAWN: | REVISION: |
| WO1. AU SHIFAU | PTE. M. SAIF ABDULLA PTE. YAMIN SAEED |
| DATE: | DATE: |
| DATE | 5/27/2015 |
| SCALE: | SHEET NO.: |
| 1:50 | ---- |
|  MILITARY ENGINEERS MALDIVES NATIONAL DEFENCE FORCE Baitu, Republic of Maldives | |
| The drawings, concept and design contained are the properties of MNDF. Use of any kind or copy of whole or part of this drawing, concept or design or use on other projects or sites other than that specified on this drawing is strictly prohibited. | |

| | | | | | |
|------------|---|--|---|---|---|
| NAME | | SIDE HUNG DOOR WITH SLIDING DOOR | FIXED GLASS | LOUVERS | LOUVERS |
| PLAN |  |  |  |  |  |
| ELEVATION |  |  |  |  |  |
| SYMBOL | $\frac{W}{8}$ TOTAL = 01 nos. | $\frac{W}{9}$ TOTAL = 02 nos. | $\frac{V}{0}$ TOTAL = 16nos. | $\frac{V}{1}$ TOTAL = 03 nos. | $\frac{W}{10}$ TOTAL = 01 nos. |
| LOCATION | Gr. flr | Gr. flr | Gr. flr | Gr. flr | Gr. flr |
| QUANTITY | 01 | 01 | 07 | 03 | 01 |
| DOOR FRAME | EMBEDDED TO WALL | EMBEDDED TO WALL | EMBEDDED TO WALL | EMBEDDED TO WALL | EMBEDDED TO WALL |
| FINISHES | CLEAR GLASS | CLEAR GLASS | REFLECTIVE GLASS | ALUMINUM FINISH | REFLECTIVE GLASS |
| | REMARKS: WHITE POWDER COATED ALUMINUM | REMARKS: WHITE POWDER COATED ALUMINUM | REMARKS: WHITE POWDER COATED ALUMINUM | REMARKS: WHITE POWDER COATED ALUMINUM | REMARKS: WHITE POWDER COATED ALUMINUM |

GENERAL NOTES

ALL MEASUREMENTS TO BE CHECKED ON SITE BY THE CONTRACTOR BEFORE FABRICATION.

Dimension shown on drawings indicates effective openings of frame. All wooden frame depths are 100mm. Wooden door panel thickness = 35mm.

External units must comply the following weather conditions:-Wind pressure: 200kg/sqm. -Water tightness: 25kg/sqm.

All external frames/ wall joints must be sealed with silicon sealant and wedges trimmed with 12x12 mm H/W Deading fixed to frames by brass nails.

All hardwood shall be provided for the performance of all functions of the units.

Hinges shall conform to Door size more than 800Wx2100H WD: 125mmx4 sets

Door size less than 800Wx2100H WD: 100mmx3 sets

Single panel PVC door and frame with SS sliding lock and PVC coated hinges and

Locks shall be cylindrical w/master keysets. Door knobs shall be 900mm above finished floor level.

Door swings are indicated on the floor plans

All elevations shown from outside and window swings DEFINED on the schedule.


| |
|--------------------------------------|
| FIRE STATION S.HULUWEEBHOO |
| SHEET CONTENT: |
| |
| |
| |
| |

| |
|---|
| DESIGN APPROVAL: |
| COL. IBRAHIM RASHEED COMMANDING OFFICE |
| RECOM. APPROVAL: |
| CPT. AHMED SHARIM OFFICER COMMANDING |
| APPROVED: |
| MAJ. GEN. AHMED SHIYAM CHIEF OF DEFENCE FORCE |
| APPROVED DATE: |

| | |
|--|--|
| DESIGNED: | |
| FLT. M. SHIFAU Architectural | WO3.AMINNATH AU Structural |
| CHECKED: | |
| FLT. M. SHIFAU Architectural | WO3.AMINNATH AU Structural |
| Electrical & Mechanical | Communication |
| DRAWN: | REVISION: |
| WO1. AU SHIFAU | PTE. M. SAIF ABDULLA PTE. YAMIN SAEED |
| DATE: | DATE: |
| 5/27/2015 | |
| SCALE: | SHEET NO: |
| 1:50 | ---- |

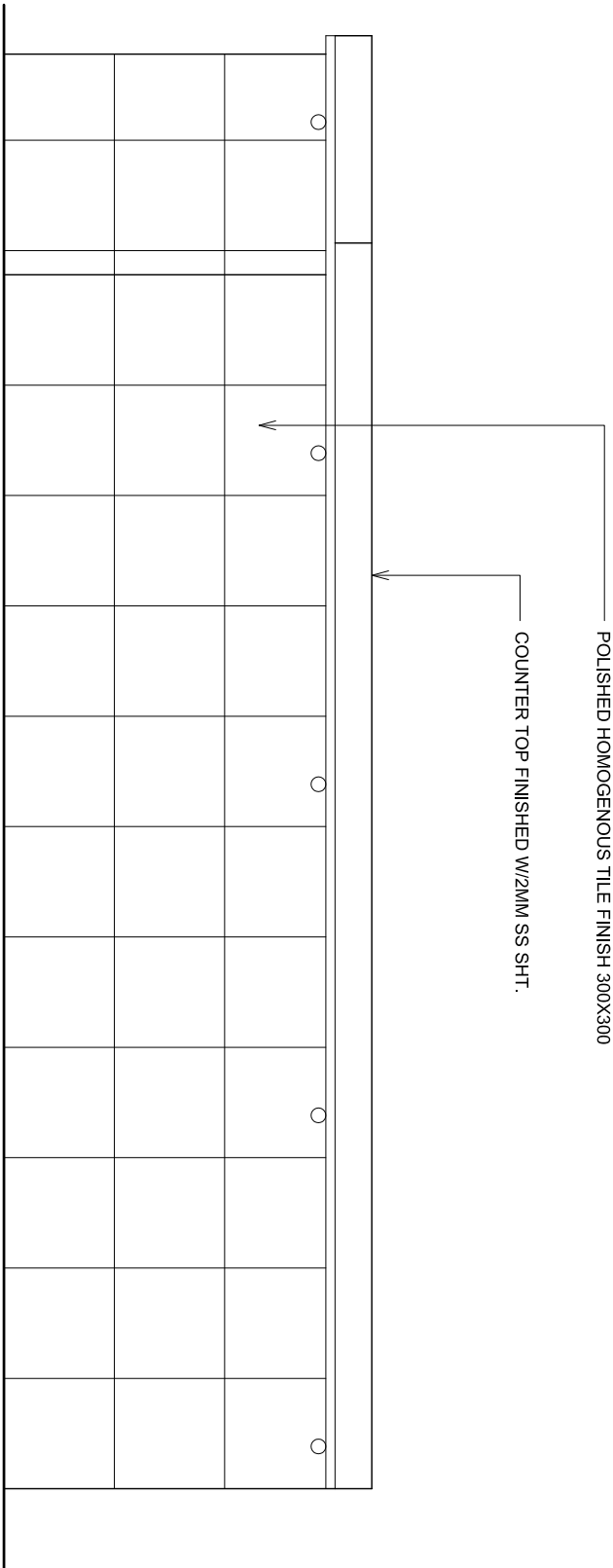


The drawings, concept and design contained are the properties of MNDF. Use of any kind or copy of whole or part of this drawing, concept or design or use on other projects or sites other than that specified on this drawing is strictly prohibited.



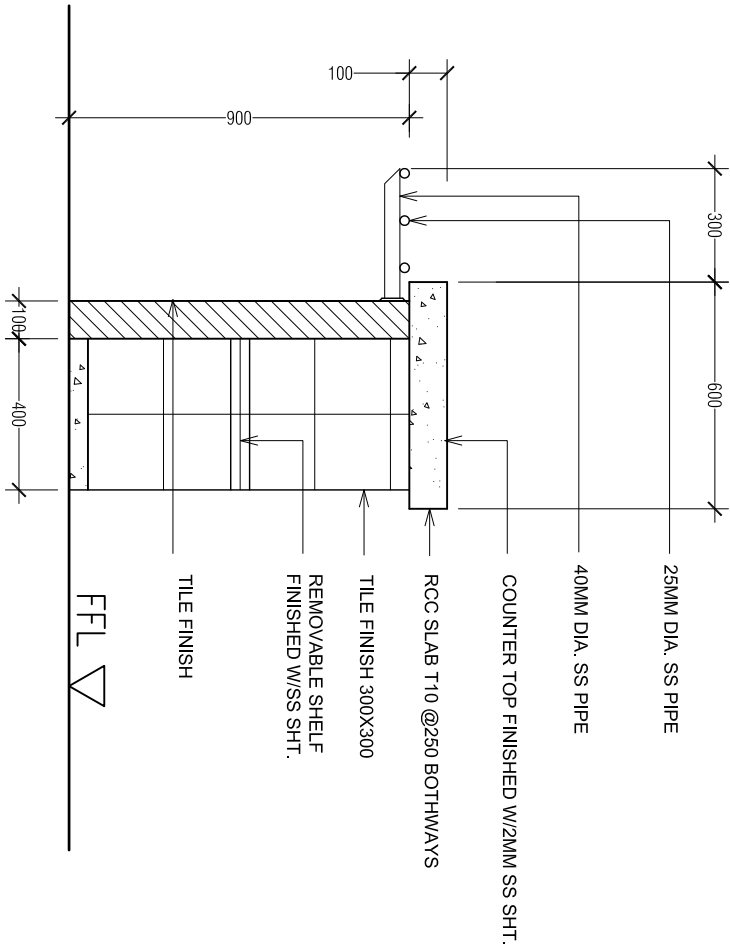
TOP VIEW

SCALE 1:20



FRONT VIEW

SCALE 1:20



SECTION B-B

SCALE 1:20

AD-01 DETAIL OF MESS COUNTER

FIRE STATION
S.HUTHUMIEDHOO

SHEET CONTENT:

DESIGN APPROVAL:

COL. IBRAHIM RASHEED
COMMANDING OFFICE

RECOM. APPROVAL:

CPT. AHMED SHARIM
OFFICER COMMANDING

APPROVED:

MAJ. GEN. AHMED SHIYAM
CHIEF OF DEFENCE FORCE

APPROVED DATE:

DESIGNED:

FLT. M. SHIFAU
Architectural

WO3.AMINNATH AU
Structural

CHECKED:

FLT. M. SHIFAU
Architectural

WO3.AMINNATH AU
Structural

Electrical & Mechanical

Communication

DRAWN:

REVISION:

WO1. AUI SHIFAU
PTE. M. SAIF ABDULLA
PTE. YAMIN SAEED

DATE:

DATE:

DATE:

5/27/2015

SCALE:

SHEET NO.:

1:50

....



MILITARY ENGINEERS
MALDIVES NATIONAL DEFENCE FORCE
Male', Republic of Maldives

The drawings, concept and design contained are the properties of MNDF. Use of any kind or copy of whole or part of this drawing, concept or design or use on other projects or sites other than that specified on this drawing is strictly prohibited.

FIRE STATION
S.HITHUMBEEDHOO

SHEET CONTENT:

DESIGN APPROVAL:

COL. IBRAHIM RASHEED
COMMANDING OFFICE
RECOM. APPROVAL:

CPT. AHMED SHARIM
OFFICER COMMANDING

APPROVED:

MAJ. GEN. AHMED SHIYAM
CHIEF OF DEFENCE FORCE

APPROVED DATE:

DESIGNED:

FLT. M. SHIFAU
Architectural

WO3.AMINNATH AU
Structural

CHECKED:

FLT. M. SHIFAU
Architectural

WO3.AMINNATH AU
Structural

Electrical & Mechanical

Communication

DRAWN:

REVISION:

WO1. AU SHIFAU
PTE. M. SAIF ABDULLA
PTE. YAMIN SAEED

DATE:

DATE:

DATE:

DATE:

SCALE:

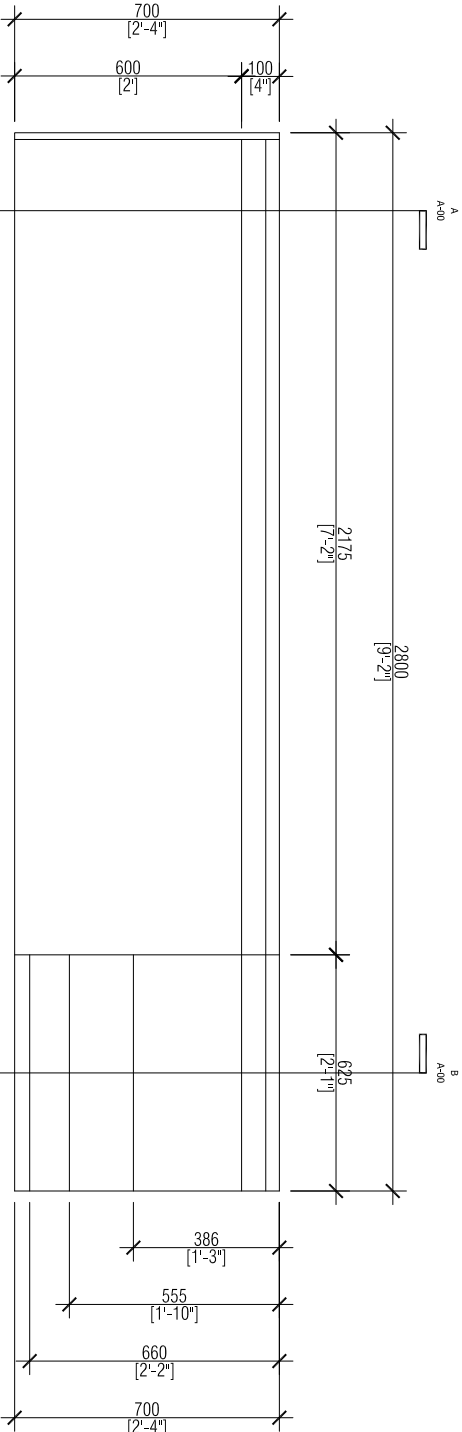
SHEET NO.:

1:50



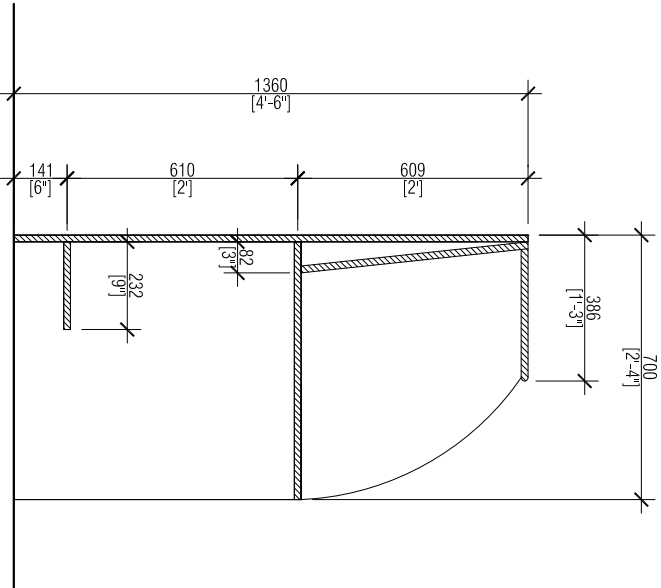
MILITARY ENGINEERS
MALDIVES NATIONAL DEFENCE FORCE
Maldives, Republic of Maldives

The drawings, concept and design contained are the properties of MNDF. Use of any kind or copy of whole or part of this drawing, concept or design or use on other projects or sites other than that specified on this drawing is strictly prohibited.



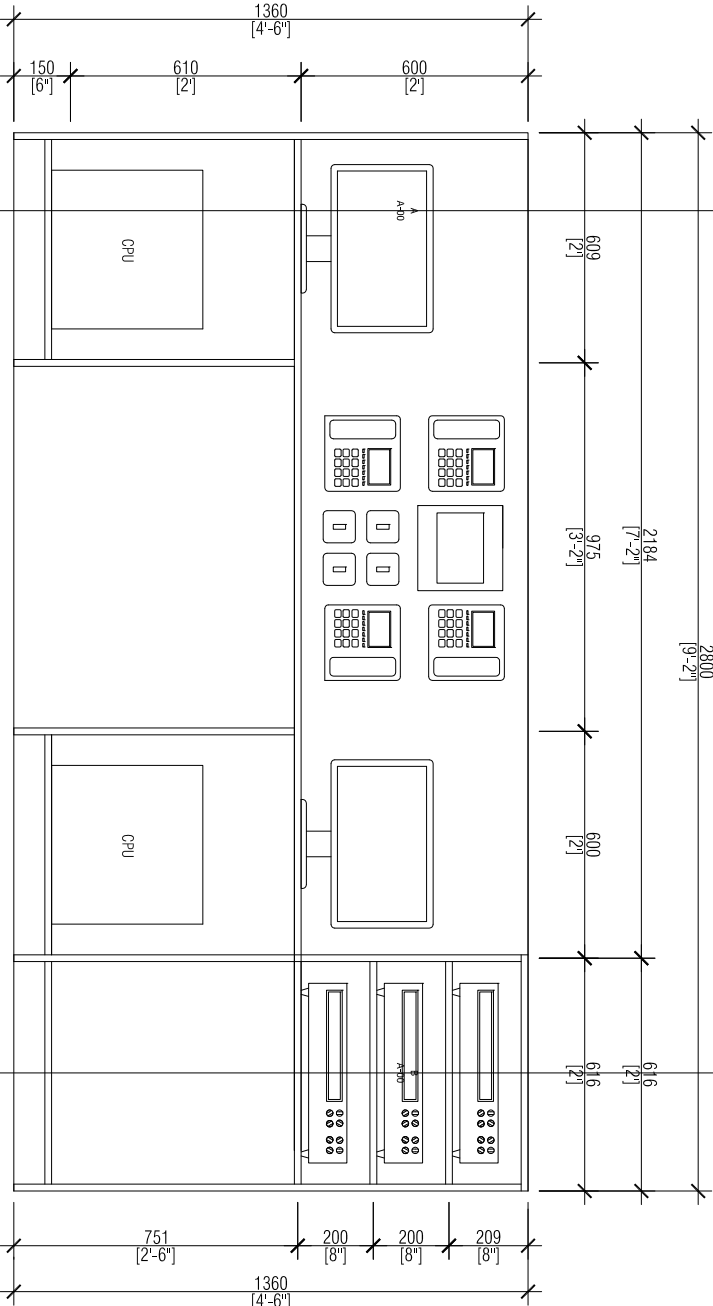
TOP VIEW

SCALE 1:20



SECTION A-A

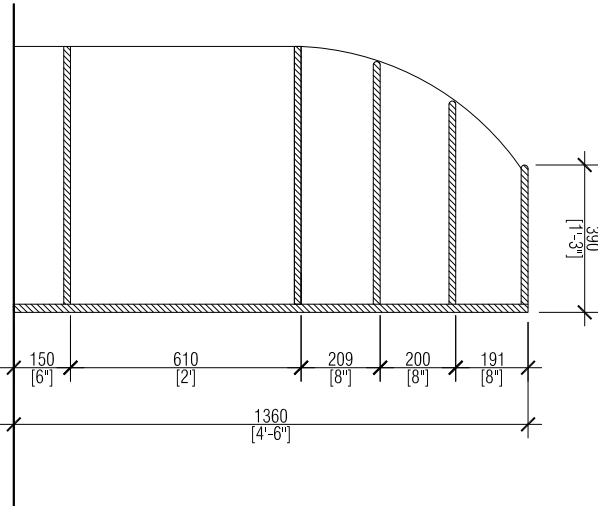
SCALE 1:20



FRONT VIEW

SCALE 1:20

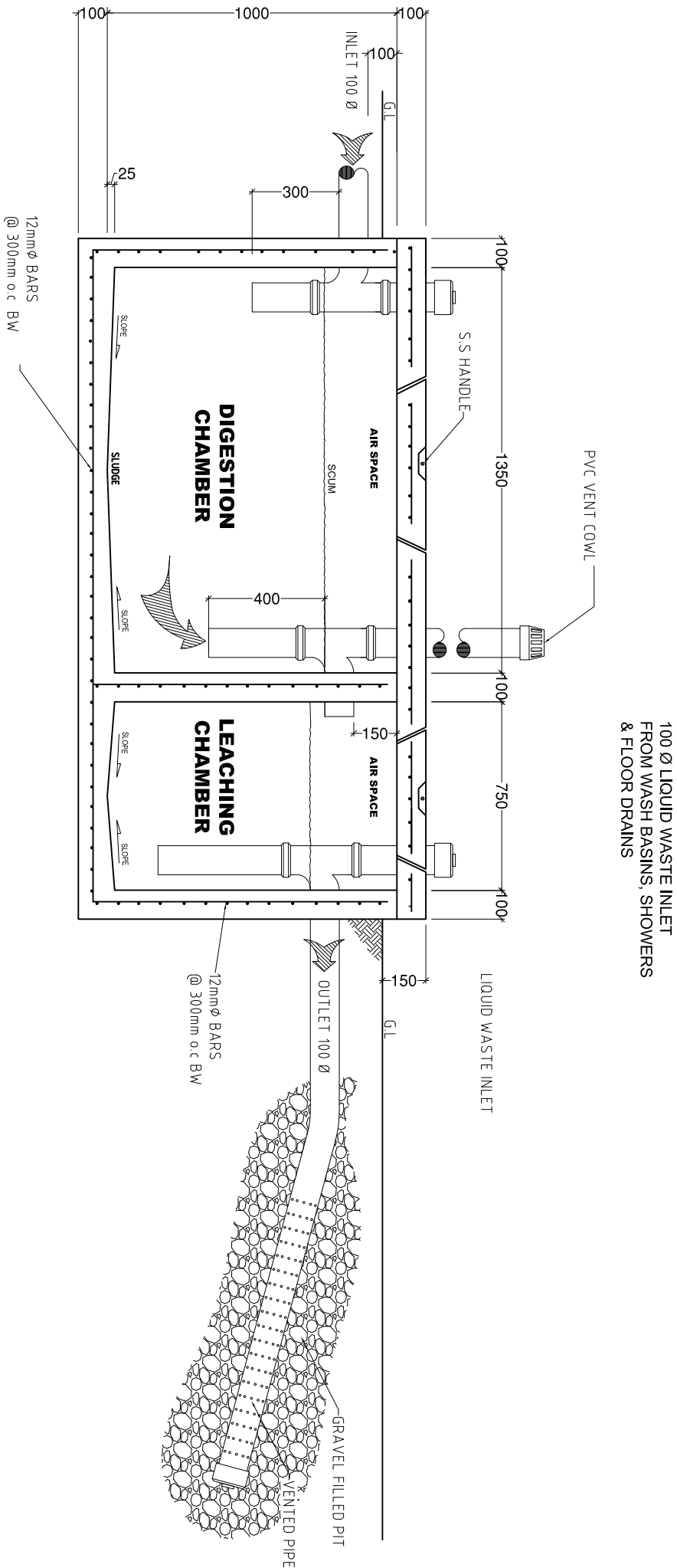
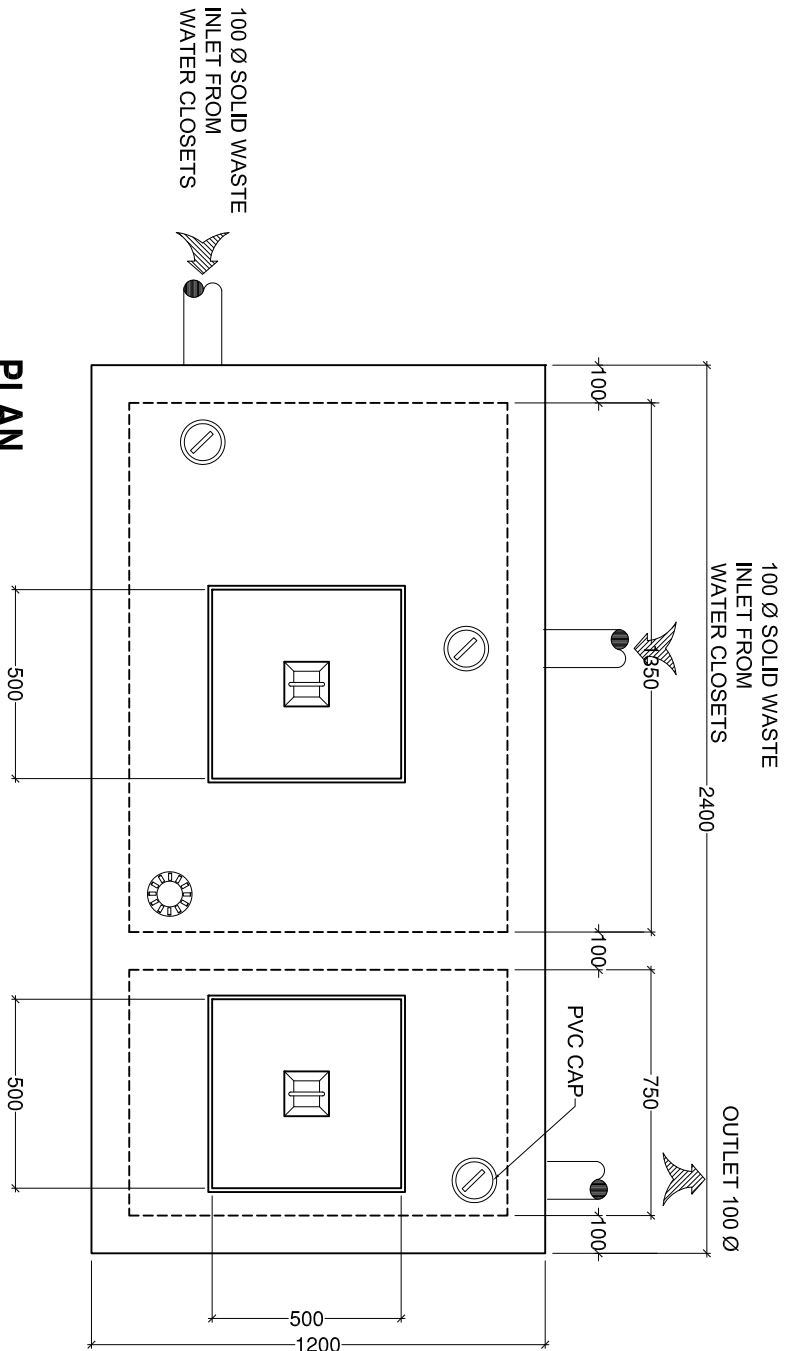
NOTE :
MATERIAL : 18mm MDF BOARD
FINISH: WOOD TEXTURE FOMECA



SECTION B-B

SCALE 1:20

AD-02 FIRE CABINET DETAILS



AD-03 SEPTIC TANK DETAILS

SCALE 1:20

FIRE STATION

S.HITHUWEEBHOO

SHEET CONTENT:

DESIGN APPROVAL:

COL. IBRAHIM RASHEED

COMMANDING OFFICE

RECOM. APPROVAL:

CPT. AHMED SHARIM

OFFICER COMMANDING

APPROVED:

MAJ. GEN. AHMED SHIYAM

CHIEF OF DEFENCE FORCE

APPROVED DATE:

DESIGNED:

FLT. M. SHIFAU

Architectural

WO3.AIMINATH AU

Structural

CHECKED:

FLT. M. SHIFAU

Architectural

WO3.AIMINATH AU

Structural

Electrical & Mechanical

Communication

DRAWN:

REVISION:

WO1. AU SHIFAU

PTE. M. SAIF ABDULLA

PTE. YAMIN SAEED

DATE:

DATE:

DATE:

DATE:

SCALE:

SHEET NO.:

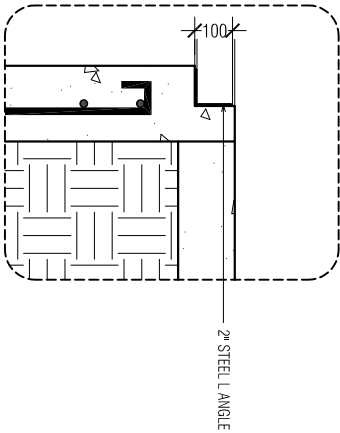
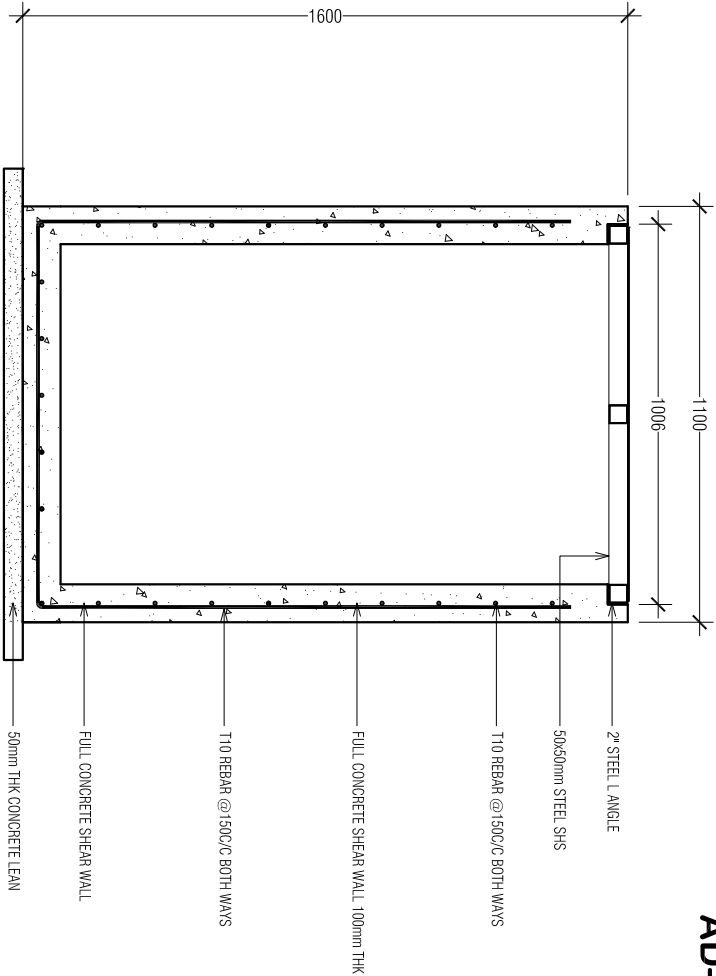
1:20



MILITARY ENGINEERS
MALDIVES NATIONAL DEFENCE FORCE
Male', Republic of Maldives

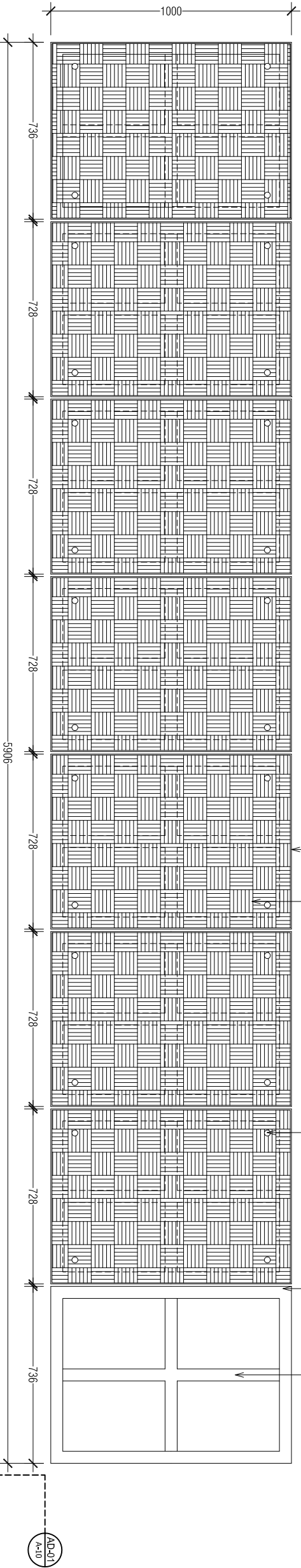
The drawings, concept and design contained are the properties of MNDF. Use of any kind or copy of whole or part of this drawing, concept or design or use on other projects or sites other than that specified on this drawing is strictly prohibited.

AD-04 REPAIR BAY TRENCH DETAILS

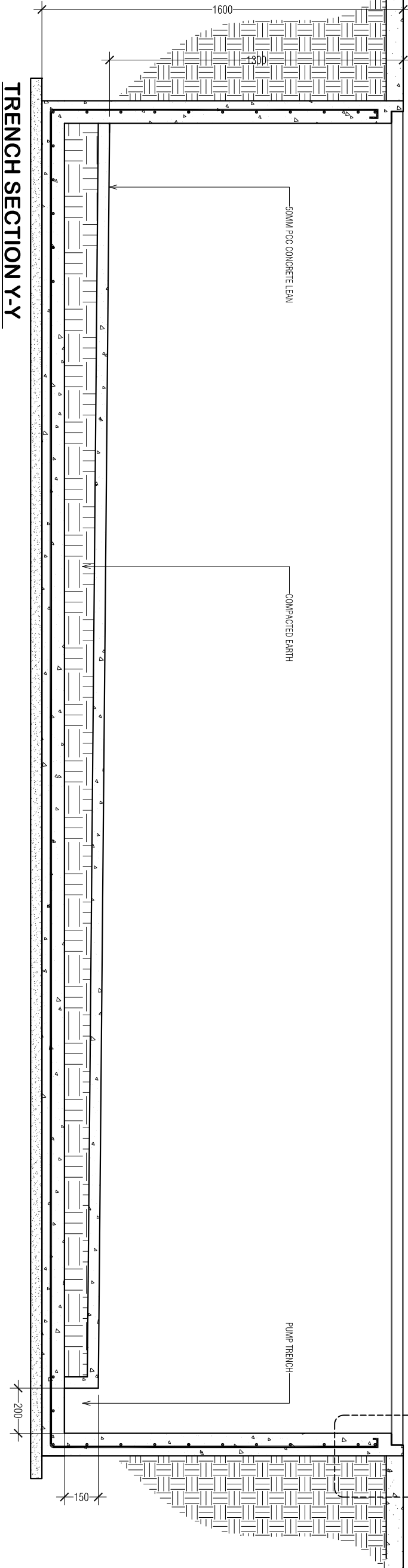


AD-01 TRENCH COVER GROVE DETAIL
SCALE 1:10

TRENCH SECTION X-X
SCALE 1:20



TRENCH COVER SET DETAILS
SCALE 1:20



TRENCH SECTION Y-Y
SCALE 1:20

FIRE STATION
S. HITHUWEDHIOO

SHEET CONTENT:

DESIGN APPROVAL:

COL. IBRAHIM RASHEED
COMMANDING OFFICE

RECOM. APPROVAL:

CPT. AHMED SHARIM
OFFICER COMMANDING

APPROVED:

MAJ. GEN. AHMED SHIYAM
CHIEF OF DEFENCE FORCE

APPROVED DATE:

DESIGNED:

FLT. M. SHIFAU
Architectural

WO3.AIMINATH AU
Structural

CHECKED:

FLT. M. SHIFAU
Architectural

WO3.AIMINATH AU
Structural

Electrical & Mechanical

Communication

DRAWN:

REVISION:

WO1. AU SHIFAU
PTE. M. SAIF ABDULLA
PTE. YAMIN SAEED

DATE:

DATE:

DATE:

5/27/2015

SCALE:

SHEET NO.:

1:20



The drawings, concept and design contained are the properties of MNDF. Use of any kind or copy of whole or part of this drawing, concept or design or use on other projects or sites other than that specified on this drawing is strictly prohibited.

FIRE STATION
S. HUTHUWEEHDHO

SHEET CONTENT:

DESIGN APPROVAL:

COL. IBRAHIM RASHEED
COMMANDING OFFICE

RECOM. APPROVAL:

CPT. AHMED SHARIM
OFFICER COMMANDING

APPROVED:

MAJ. GEN. AHMED SHIYAM
CHIEF OF DEFENCE FORCE

APPROVED DATE:

DESIGNED:

FLT. M. SHIFAU
Architectural

WO3.AIMINATH AU
Structural

CHECKED:

FLT. M. SHIFAU
Architectural

WO3.AIMINATH AU
Structural

Electrical & Mechanical

Communication

DRAWN:

REVISION:

WO1. AU SHIFAU
PTE. M. SAIF ABDULLA
PTE. YAMIN SAEED

DATE:

DATE:

DATE

5/27/2015

SCALE:

SHEET NO.:

1:20

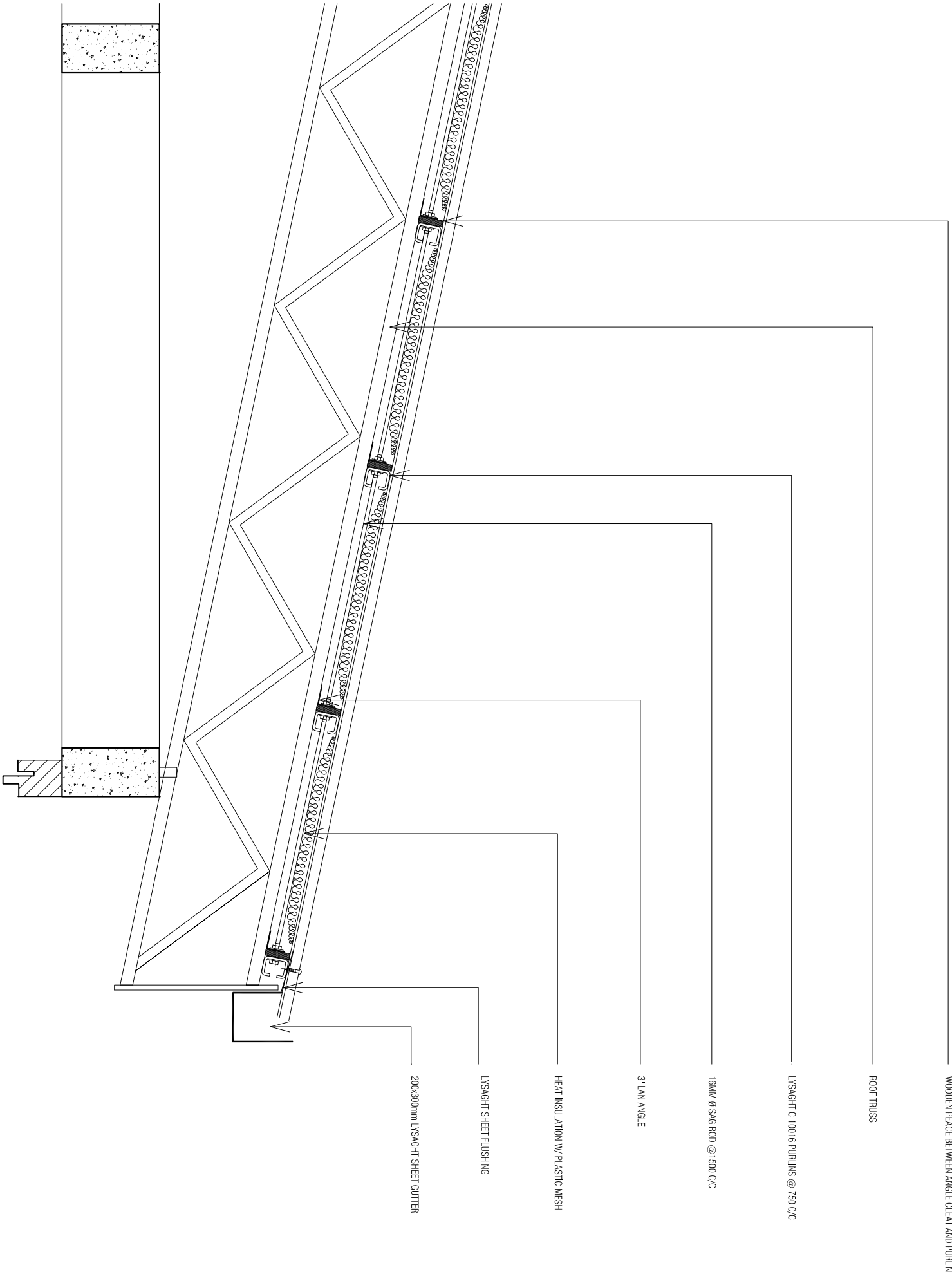


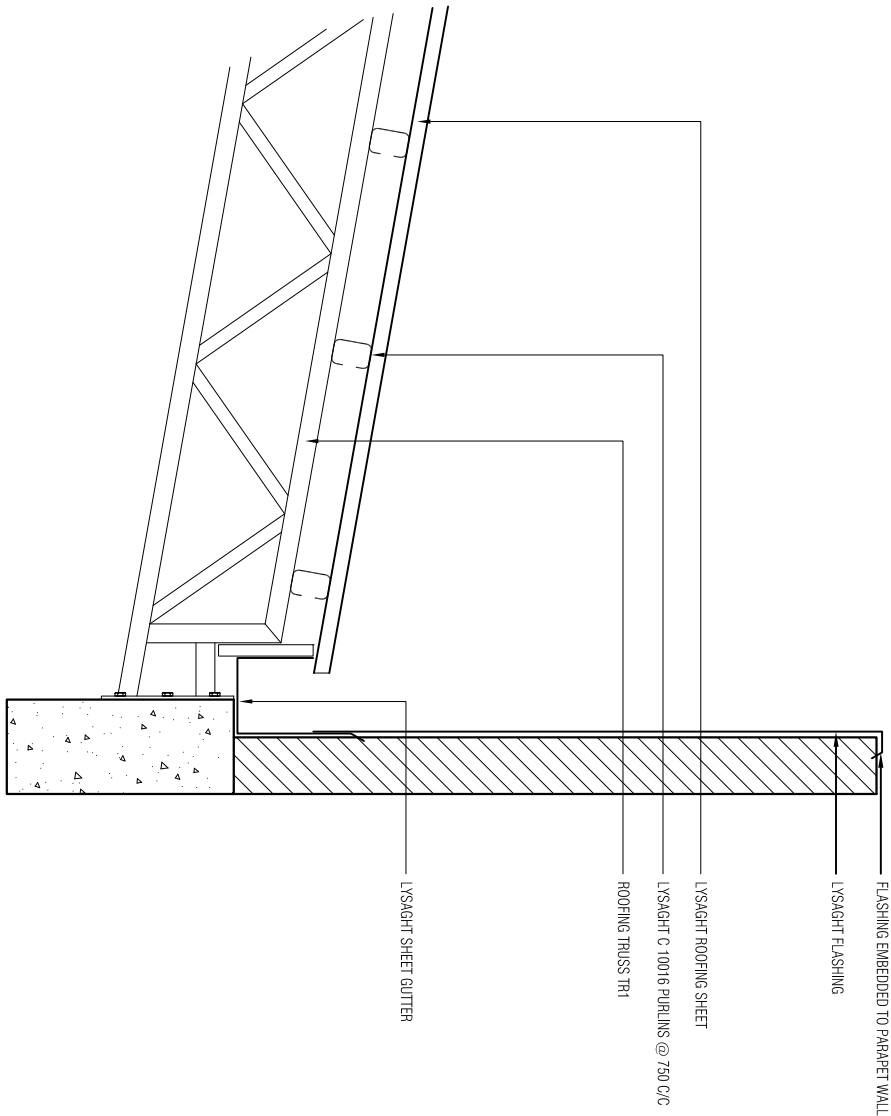
MILITARY ENGINEERS
MALDIVES NATIONAL DEFENCE FORCE
Ministry of Defence, Republic of Maldives

The drawings, concept and design contained are the properties of MNDF. Use of any kind or copy of whole or part of this drawing, concept or design or use on other projects or sites other than that specified on this drawing is strictly prohibited.

AD-05 EVE DETAIL

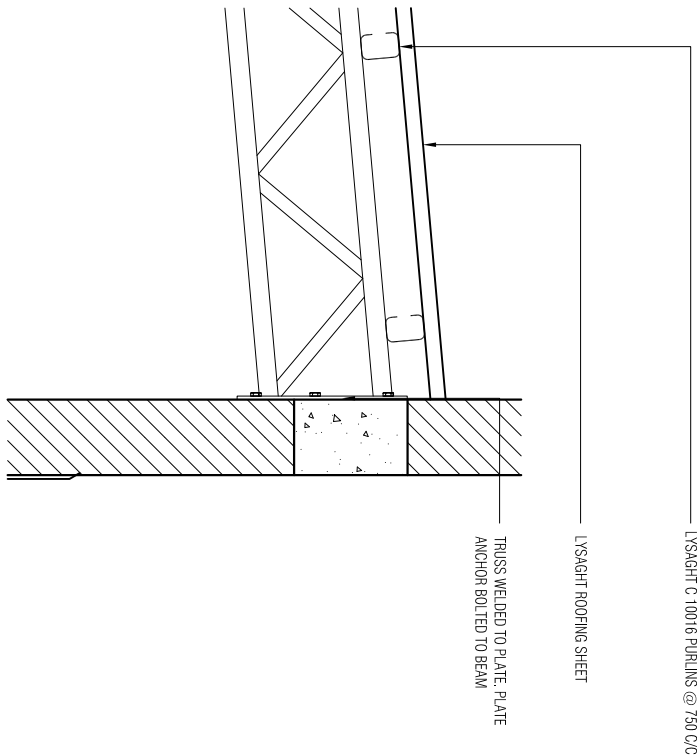
SCALE 1:20





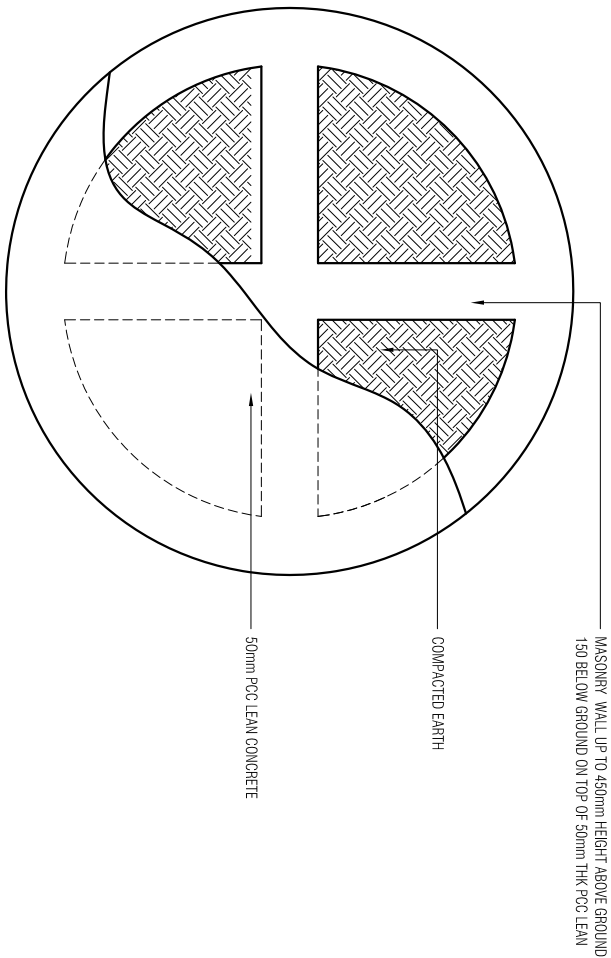
AD-06 PARAPET TO ROOF DETAIL

SCALE 1:20



AD-09 ROOF DETAIL

SCALE 1:20



AD-07 WATER TANK BASE DETAIL

SCALE 1:20

FIRE STATION

S. HUTHUWEEBHOO

SHEET CONTENT:

DESIGN APPROVAL:

COL. IBRAHIM RASHEED
COMMANDING OFFICE

RECOM. APPROVAL:

CPT. AHMED SHARIM
OFFICER COMMANDING

APPROVED:

MAJ. GEN. AHMED SHIYAM
CHIEF OF DEFENCE FORCE

APPROVED DATE:

DESIGNED:

FLT. M. SHIFAU
Architectural

WO3.AIMINATH AU
Structural

CHECKED:

FLT. M. SHIFAU
Architectural

WO3.AIMINATH AU
Structural

Electrical & Mechanical

Communication

DRAWN:

REVISION:

WO1. AU SHIFAU

PTE. M. SAIF ABDULLA
PTE. YAMIN SAEED

DATE:

DATE:

DATE

5/27/2015

SCALE:

SHEET NO.:

1:20



The drawings, concept and design contained are the properties of MNDF. Use of any kind or copy of whole or part of this drawing, concept or design or use on other projects or sites other than that specified on this drawing is strictly prohibited.

FIRE STATION
S.HUTHUMIEDHOO

SHEET CONTENT:

DESIGN APPROVAL:

COL. IBRAHIM RASHEED
COMMANDING OFFICE

RECOM. APPROVAL:

CPT. AHMED SHARIM
OFFICER COMMANDING

APPROVED:

MAJ. GEN. AHMED SHIYAM
CHIEF OF DEFENCE FORCE

APPROVED DATE:

DESIGNED:

FLT. M. SHIFAU
Architectural

WO3.AIMINATH AU
Structural

CHECKED:

FLT. M. SHIFAU
Architectural

WO3.AIMINATH AU
Structural

Electrical & Mechanical

Communication

DRAWN:

REVISION:

WO1. AUI SHIFAU
PTE. M. SAIF ABDULLA
PTE. YAMIN SAEED

DATE:

DATE:

DATE

5/27/2015

SCALE:

SHEET NO.:

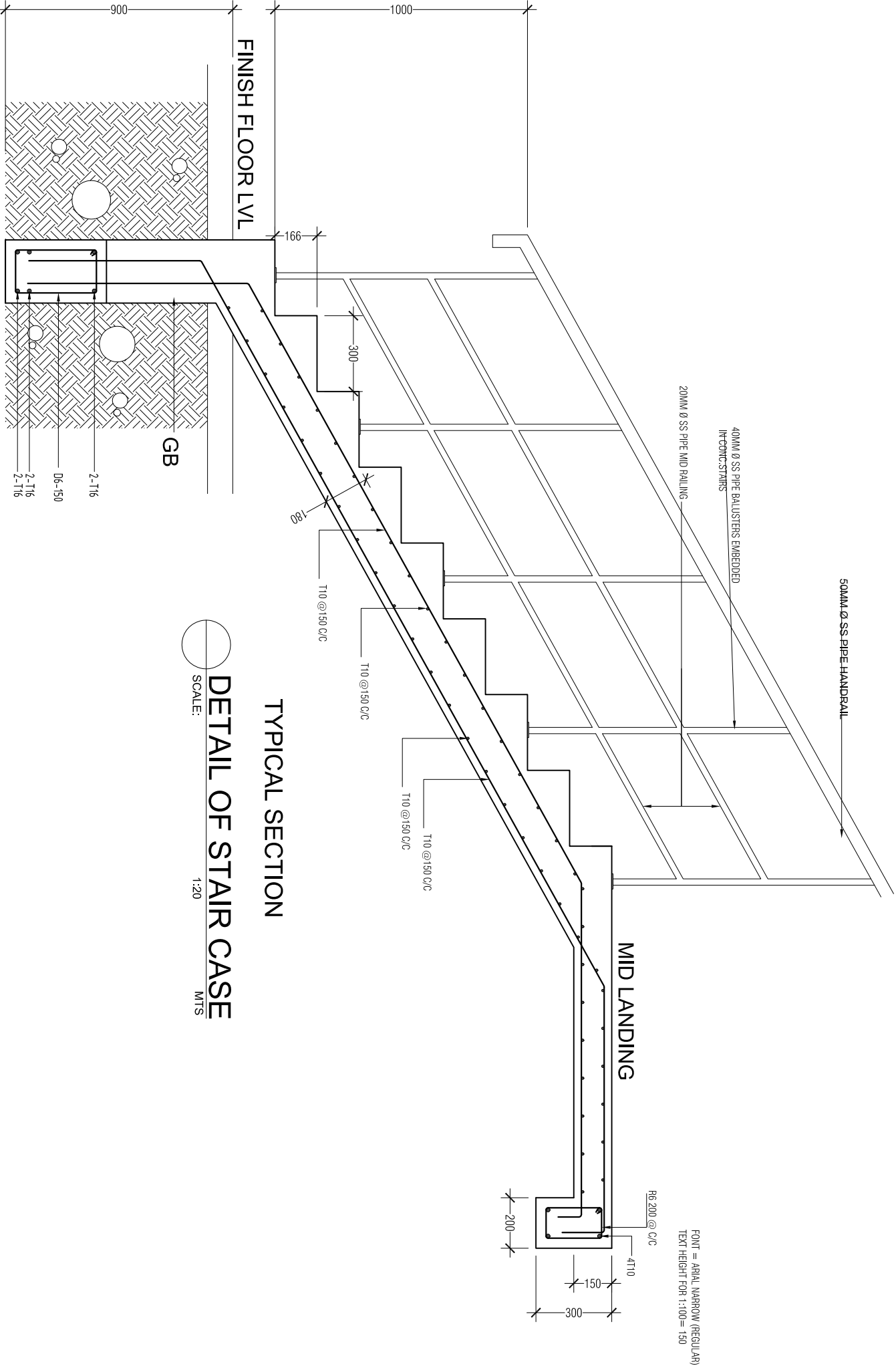
1:50

....

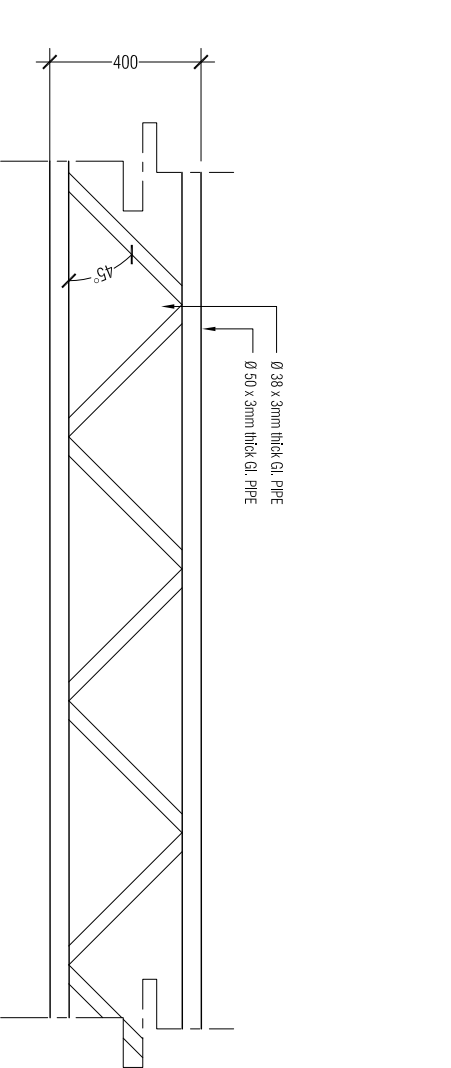


MILITARY ENGINEERS
MALDIVES NATIONAL DEFENCE FORCE
Male', Republic of Maldives

The drawings, concept and design contained are the properties of MNDP. Use of any kind or copy of whole or part of this drawing, concept or design or use on other projects or sites other than that specified on this drawing is strictly prohibited.



DETAIL OF STAIR CASE
SCALE: 1:20
MTS



TRUSS -1 (TR1)

TRUSS -2 (TR2)

DETAIL OF ROOF TRUSS
SCALE: 1:20
MTS

FIRE STATION
S.HUTHUMIEDHOO

SHEET CONTENT:

DESIGN APPROVAL:

COL. IBRAHIM RASHEED
COMMANDING OFFICE

RECOM. APPROVAL:

CPT. AHMED SHARIM
OFFICER COMMANDING

APPROVED:

MAJ. GEN. AHMED SHIYAM
CHIEF OF DEFENCE FORCE

APPROVED DATE:

DESIGNED:

FLT. M. SHIFAU
Architectural

WO3.AIMINATH AU
Structural

CHECKED:

FLT. M. SHIFAU
Architectural

WO3.AIMINATH AU
Structural

Electrical & Mechanical

Communication

DRAWN:

REVISION:

WO1. AU SHIFAU
PTE. M. SAIF ABDULLA
PTE. YAMIN SAEED

DATE:

DATE:

DATE

5/27/2015

SCALE:

SHEET NO.:

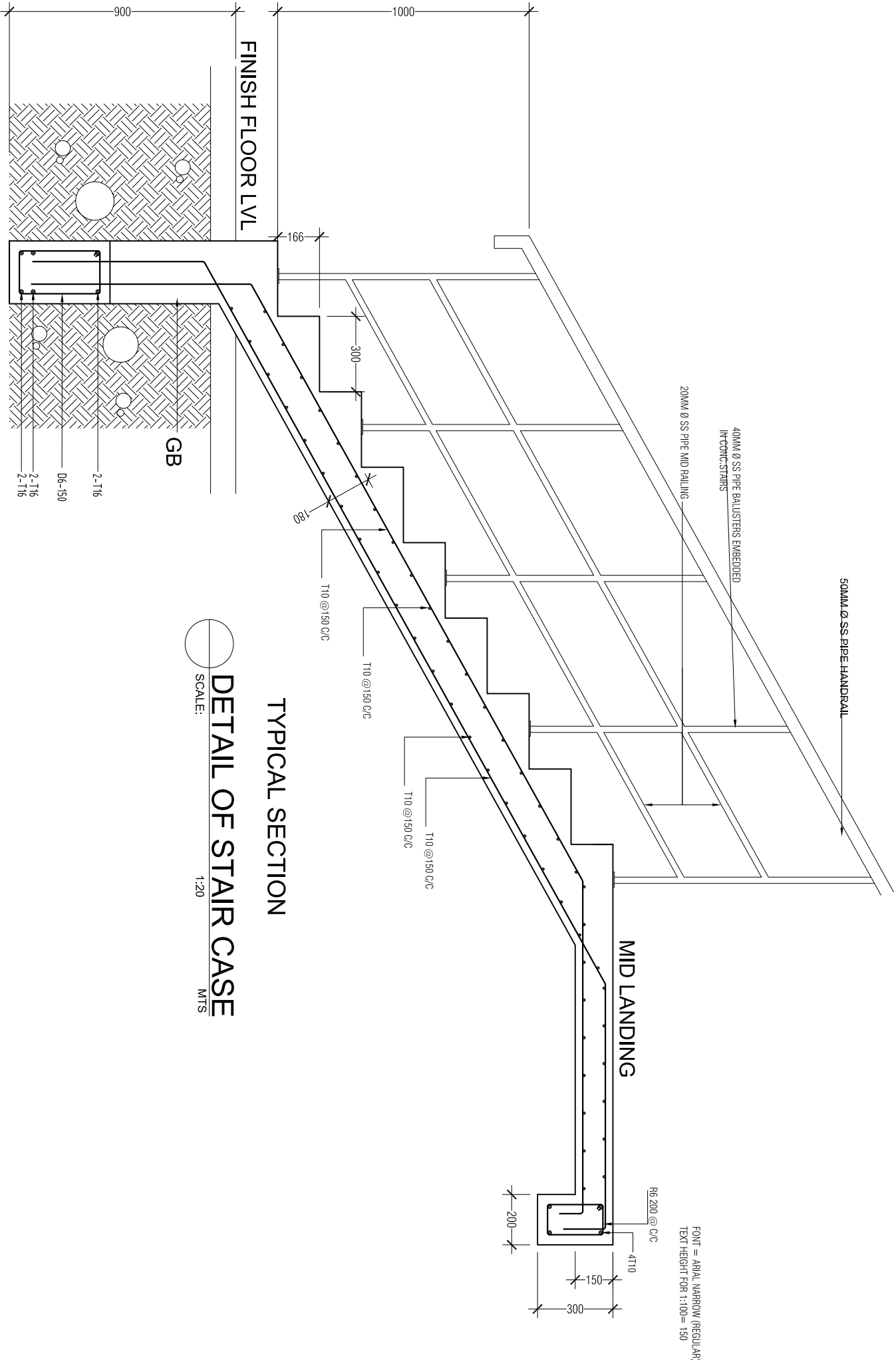
1:20

....



MILITARY ENGINEERS
MALDIVES NATIONAL DEFENCE FORCE
Male', Republic of Maldives

The drawings, concept and design contained are the properties of MNDF. Use of any kind or copy of whole or part of this drawing, concept or design or use on other projects or sites other than that specified on this drawing is strictly prohibited.

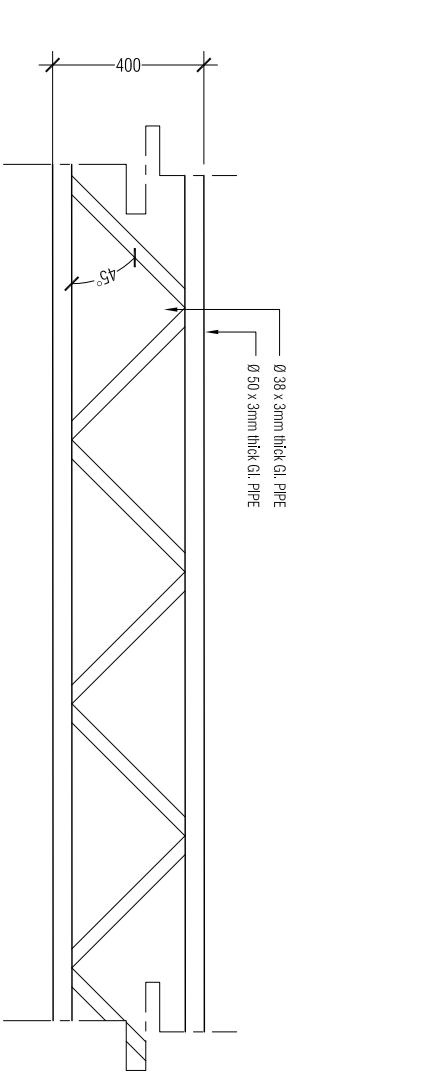


TYPICAL SECTION

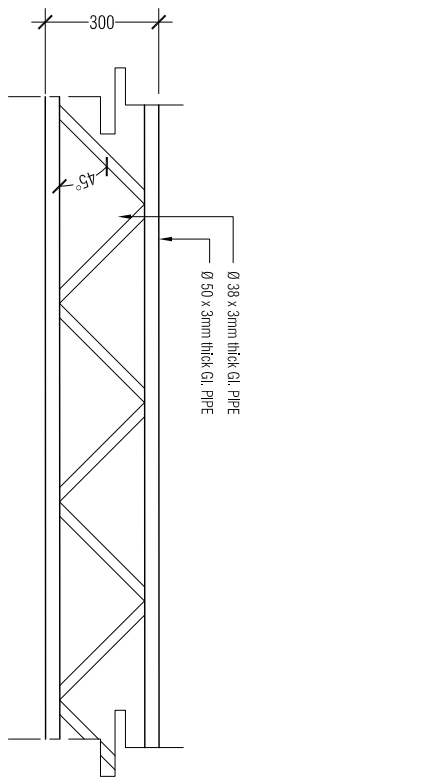
DETAIL OF STAIR CASE

SCALE: 1:20

MTS



TRUSS -1 (TR1)

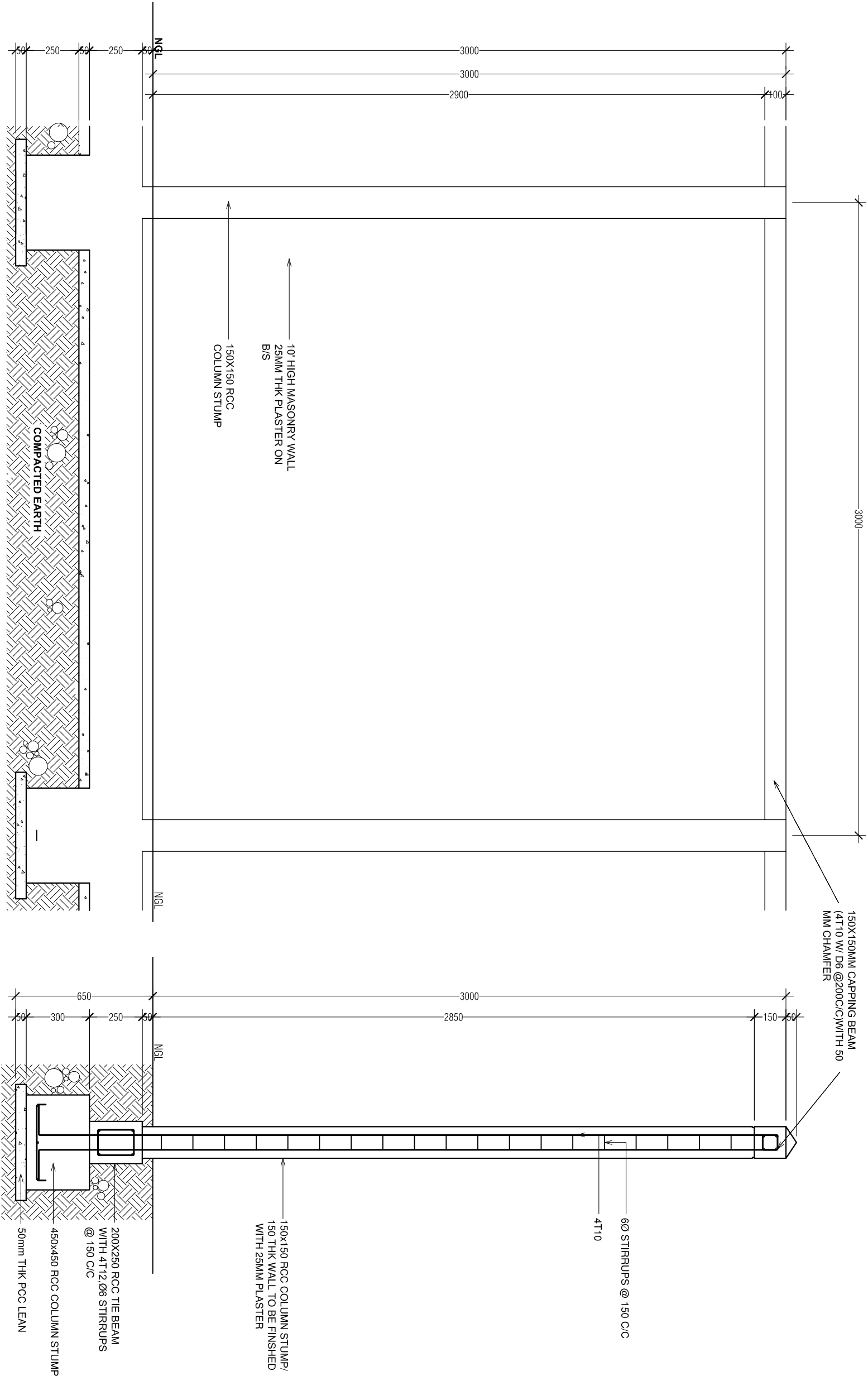


TRUSS -2 (TR2)

DETAIL OF ROOF TRUSS

SCALE: 1:20

MTS



SECTIONAL ELEVATION OF MASONRY WALL

CROSS SECTION

SCALE 1:20

SCALE 1:20

FIRE STATION

S. HITHUMBEEDHOO

SHEET CONTENT:

DESIGN APPROVAL:

COL. IBRAHIM RASHEED

COMMANDING OFFICE

RECOM. APPROVAL:

CPT. AHMED SHARIM

OFFICER COMMANDING

APPROVED:

MAJ. GEN. AHMED SHIYAM

CHIEF OF DEFENCE FORCE

APPROVED DATE:

DESIGNED:

FLT. M. SHIFAU

Architectural

WO3.AIMINATH AU

Structural

CHECKED:

FLT. M. SHIFAU

Architectural

WO3.AIMINATH AU

Structural

Electrical & Mechanical

Communication

DRAWN:

REVISION:

WO1. AU SHIFAU

PTE. M. SAIF ABDULLA

PTE. YAMIN SAEED

DATE:

DATE:

DATE

5/27/2015

SCALE:

SHEET NO.:

1:20

....



MILITARY ENGINEERS
MALDIVES NATIONAL DEFENCE FORCE
Malé, Republic of Maldives

The drawings, concept and design contained are the properties of MNDF. Use of any kind or copy of whole or part of this drawing, concept or design or use on other projects or sites other than that specified on this drawing is strictly prohibited.

FIRE STATION

S. HUTHUWEEBHOO

SHEET CONTENT:

DESIGN APPROVAL:

COL. IBRAHIM RASHEED

COMMANDING OFFICE

RECOM. APPROVAL:

CPT. AHMED SHARIM

OFFICER COMMANDING

APPROVED:

MAJ. GEN. AHMED SHIYAM

CHIEF OF DEFENCE FORCE

APPROVED DATE:

DESIGNED:

FLT. M. SHIFAU

Architectural

WO3.AIMINATH AU

Structural

CHECKED:

FLT. M. SHIFAU

Architectural

WO3.AIMINATH AU

Structural

Electrical & Mechanical

Communication

DRAWN:

REVISION:

WO1. AU SHIFAU

DATE:

PTE. M. SAIF ABDULLA

PTE. YAMIN SAEED

DATE:

DATE:

SCALE:

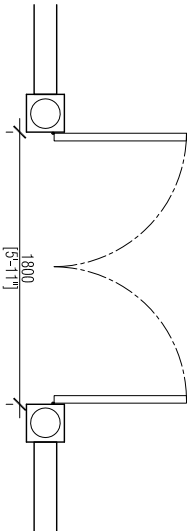
SHEET NO.:

1:50



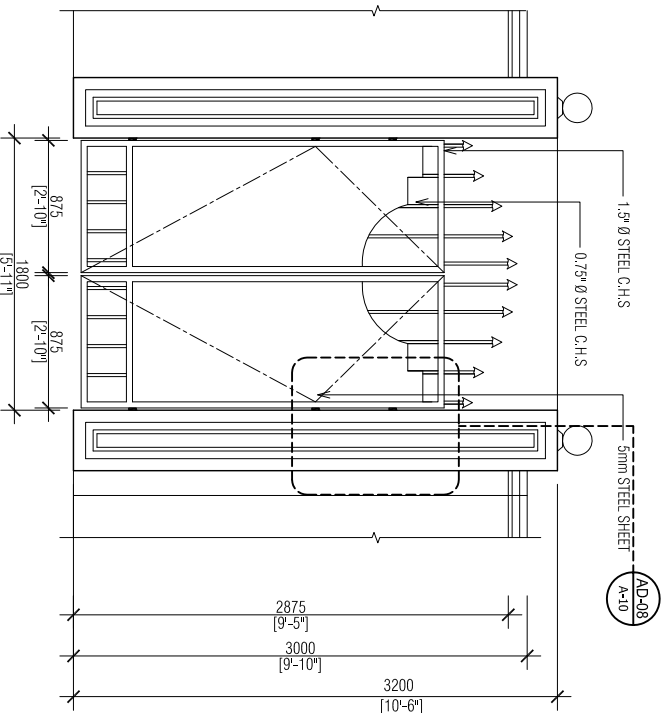
MILITARY ENGINEERS
MALDIVES NATIONAL DEFENCE FORCE
Ministry of Defence, Republic of Maldives

The drawings, concept and design contained are the properties of MNDF. Use of any kind or copy of whole or part of this drawing, concept or design or use on other projects or sites other than that specified on this drawing is strictly prohibited.



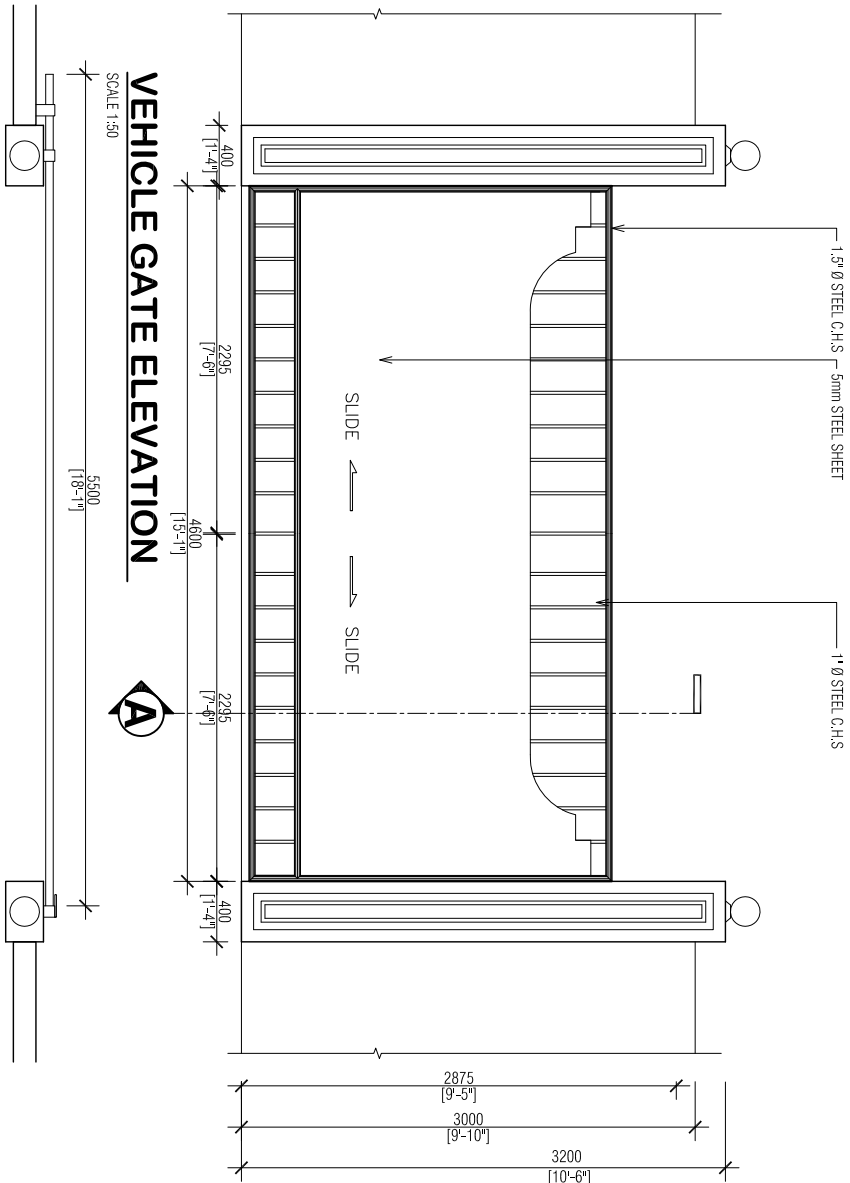
PEDESTRIAN GATE PLAN

SCALE 1:50



VEHICLE GATE ELEVATION

SCALE 1:50



VEHICLE GATE ELEVATION

SCALE 1:50

VEHICLE GATE PLAN

SCALE 1:50

FIRE STATION
S.HULHUMEEDHOO

SHEET CONTENT

| | | | | |
|--|--|--|--|--|
| | | | | |
| | | | | |
| | | | | |
| | | | | |

DESIGN APPROVAL

COL. IBRAHIM RASHEED
COMMANDING OFFICE

RECOM. APPROVAL:

CPT. AHMED SHARIM
OFFICER COMMANDING

APPROVED:

MAJ. GEN. AHMED SHIYAM
CHIEF OF DEFENCE FORCE

APPROVED DATE:

DESIGNED:

| | |
|--|---------------------------------------|
| FLT. M. SHIFAU Architectural | WO3.AIMINATH ALI Structural |
|--|---------------------------------------|

CHECKED:

| | |
|-----------------------|-------------------------|
| FLT. M. SHIFAU | WO3.AIMINATH ALI |
| Architectural | Structural |

Electrical & Mechanical Communication

DRAWN: _____

REVISION: _____

WO1. ALI SHIFAU
PTE. M. SAIF ABDULL
PTE. YAMIN SAEED

DATE: DATE:

| | |
|------|-----------|
| DATE | 5/27/2015 |
|------|-----------|

SCALE: SHEET NO

1:20



MILITARY ENGINEERS
MALDIVES NATIONAL DEFENCE FORCE
Male*, Republic of Maldives

The drawings, concept and design contained are the properties of MINDF. Use of any kind or copy of whole or part of this drawing, concept or design or use on other projects or sites other than that specified on this drawing is strictly prohibited.

300 300 1 NGI

50 50 1000 50

50mm THK PCC LEANING

T12 @150 C/C BW

250x250mm RCC GATE COLUMN

60 STIRRUPS @ 150 C/C

4T12

150 MM THK WALL

SECTION

8" DIA BOLLARD LIGHT

250X250
RCC COLUMN

100X200X6mm PLATE
EMBEDDED TO COLUMN

GATE

16mm ROD WELDED TO GATE
(INSERTED TO 25MM DIA
HOLLOW ROD)

250DIA x 100 mm LONG MS
ROD WELDED TO MS
PLATE (ROD TO BE DRILLED TO
ACCOMMODATE 16mm ROD)

AD-08 HINGE DETAIL

SCALE 1:20

SECTION

PLAN

Diagram illustrating a roller assembly. A horizontal roller is shown resting on a vertical G.I. rail. The roller is labeled "1 1/2" Ø G.I. RAIL". The roller is supported by a vertical structure, and the rail is labeled "ROLLER".

SECTION AT A-A

SCALE 1:20

Technical drawing of a square plate with a central square hole. The outer square has a side length of 850. The inner square hole has a side length of 250. The distance from the center of the hole to the nearest edge of the plate is 250. A vertical rectangular slot is shown at the bottom center of the plate.

PLAN

| | |
|------------------------|--|
| DESIGN APPROVAL: | |
| COL. IBRAHIM RASHEED | |
| COMMANDING OFFICE | |
| RECOM. APPROVAL: | |
| CPT. AHMED SHARIM | |
| OFFICER COMMANDING | |
| APPROVED: | |
| MAJ. GEN. AHMED SHIYAM | |
| CHIEF OF DEFENCE FORCE | |
| APPROVED DATE: | |
| DESIGN APPROVAL: | |
| RECOM. APPROVAL: | |
| APPROVED: | |
| APPROVED DATE: | |

DETAIL OF PEDESTRIAN GATE COLUMN FOOTING

SCALE 1:20

FIRE STATION
S. HILUWIMEDHOO

SHEET CONTENT:

DESIGN APPROVAL:

COL. IBRAHIM RASHEED
COMMANDING OFFICE

RECOM. APPROVAL:

CPT. AHMED SHARIM
OFFICER COMMANDING

APPROVED:

MAJ. GEN. AHMED SHIYAM
CHIEF OF DEFENCE FORCE

APPROVED DATE:

DESIGNED:

FLT. M. SHIFAU
Architectural

WO3.AIMINATH AU
Structural

CHECKED:

FLT. M. SHIFAU
Architectural

WO3.AIMINATH AU
Structural

Electrical & Mechanical

Communication

DRAWN:

REVISION:

WO1. AU SHIFAU
DATE:

PTE. M. SAIF ABDULLA
DATE:

PTE. YAMIN SAEED

DATE

5/27/2015

SCALE:

SHEET NO.:

1:100

....



MILITARY ENGINEERS
MALDIVES NATIONAL DEFENCE FORCE
Male', Republic of Maldives

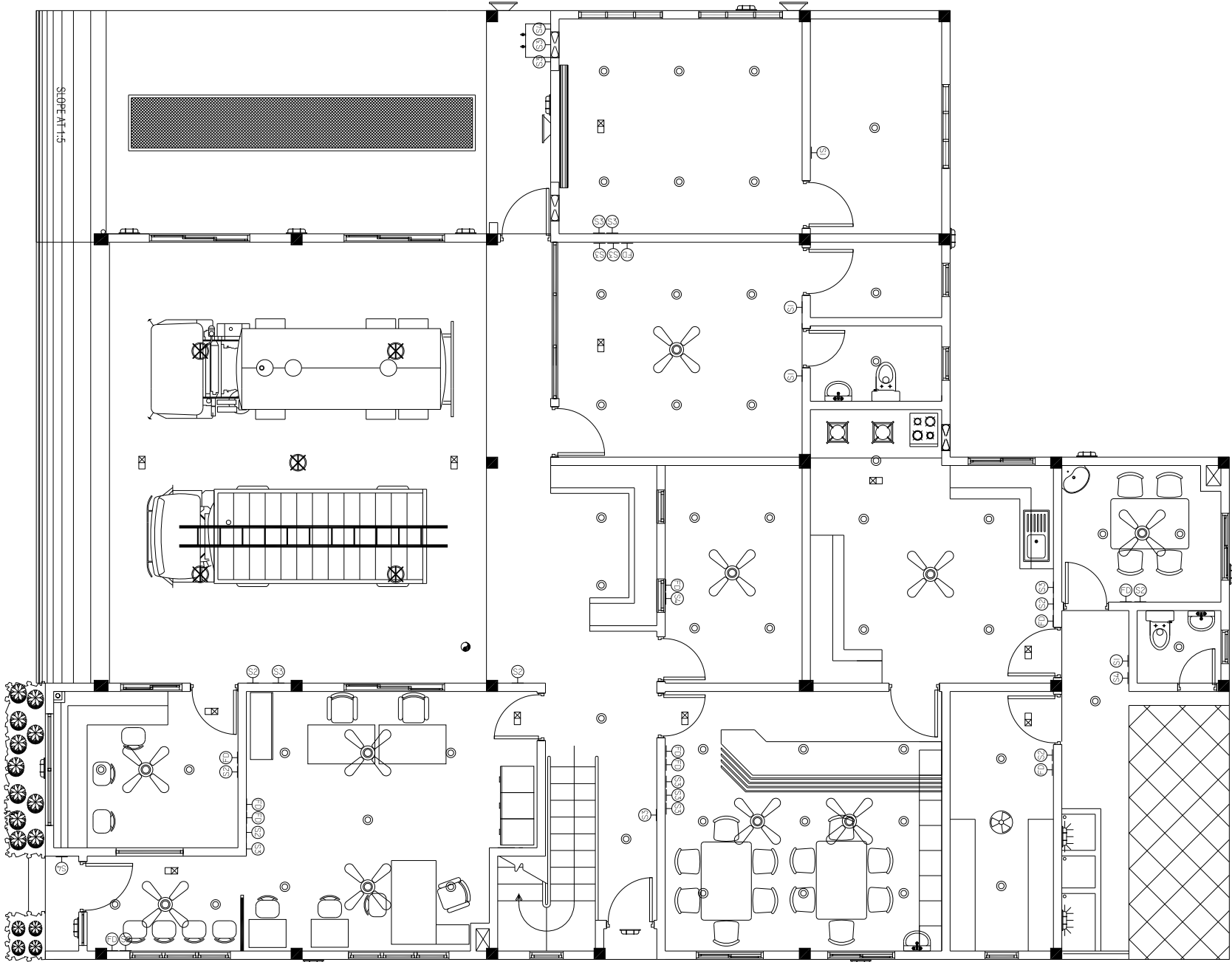
The drawings, concept and design contained are the properties of MNDF. Use of any kind or copy of whole or part of this drawing, concept or design or use on other projects or sites other than that specified on this drawing is strictly prohibited.

LEGEND:

| SYMBOL | QTY | DESCRIPTION |
|--------|-----|---|
| | 10 | ORDINARY CEILING FAN |
| | 01 | CEILING FAN (ORBIT TYPE) |
| | 03 | 400W FLOOD LIGHT IP65 |
| | 52 | DOWN LIGHTS C/W 20W ENERGY SAVERS |
| | 02 | DAY LIGHT 18W ENERGY SAVING OUTDOOR |
| | 13 | WARM WHITE 8W ES LIGHT WALL MOUNTING TYPE WATER PROOF |
| | 05 | 50W ENERGY SAVING DAYLIGHT E27 WITH E27 BATTEN HOLDER |
| | 4 | ONE GANG SWITCH |
| | 08 | TWO GANG SWITCH |
| | 13 | THREE GANG SWITCH |
| | 04 | FOUR GANG SWITCH |
| | 11 | FAN DIMMER |
| | 11 | EMERGENCY LIGHT (WALL MOUNT) |
| | 03 | EXHAUST FAN INDUSTRIAL |

NOTE:

ALL SWITCHES @ 12 FROM FFL



GROUND FLOOR LIGHTING LAYOUT

SCALE 1:100

FIRE STATION
S. HUTHUMIEDHOO

SHEET CONTENT:

DESIGN APPROVAL:

COL. IBRAHIM RASHEED
COMMANDING OFFICE

RECOM. APPROVAL:

CPT. AHMED SHARIM
OFFICER COMMANDING

APPROVED:

MAJ. GEN. AHMED SHIYAM
CHIEF OF DEFENCE FORCE

APPROVED DATE:

DESIGNED:

FLT. M. SHIFAU
Architectural

WO3.AIMINATH AU
Structural

CHECKED:

FLT. M. SHIFAU
Architectural

WO3.AIMINATH AU
Structural

Electrical & Mechanical

Communication

DRAWN:

WO1. AU SHIFAU
PTE. M. SAIF ABDULLA
PTE. YAMIN SAEED

DATE:

DATE: 5/27/2015

SCALE:

SHEET NO.: ----

1:100

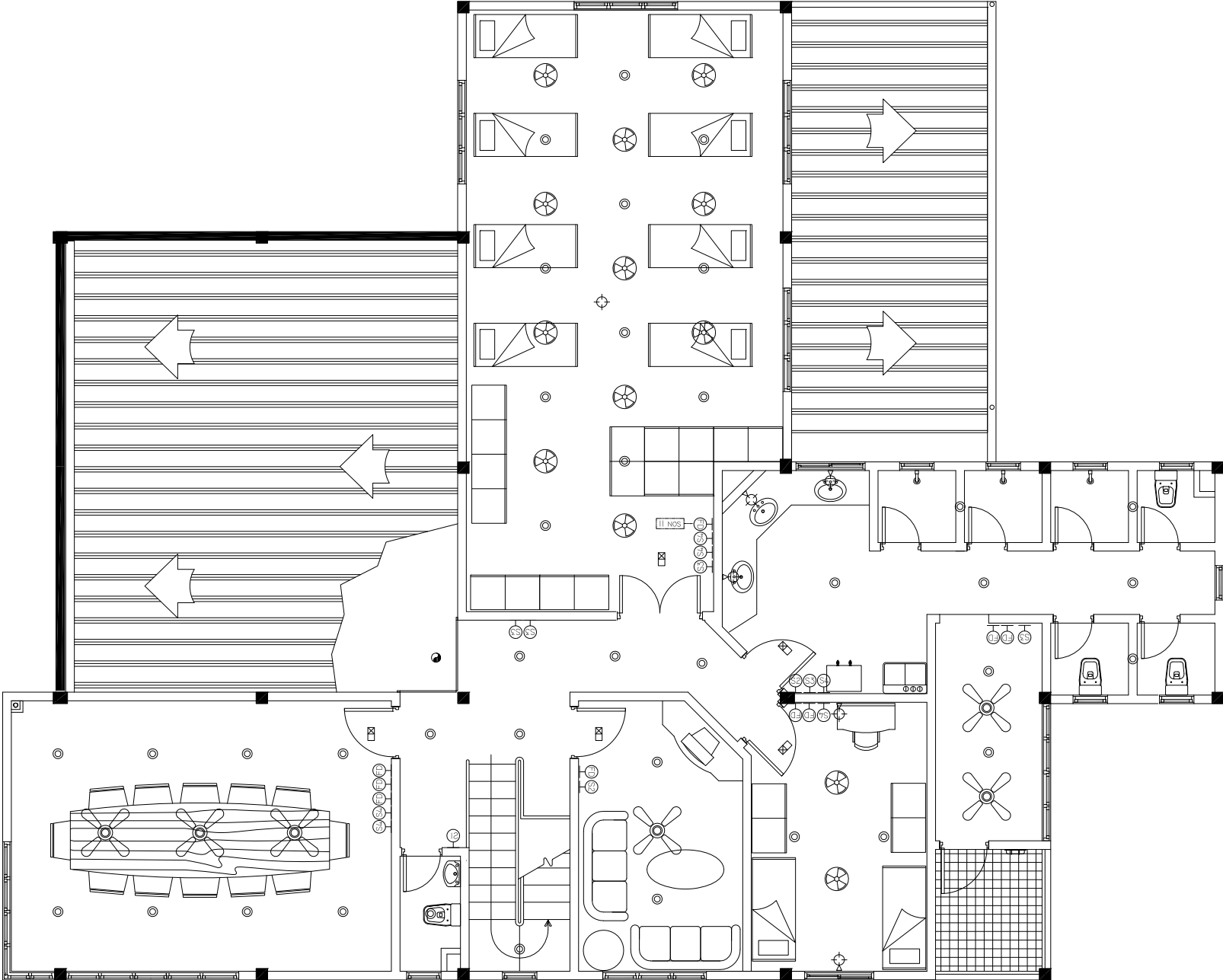


The drawings, concept and design contained are the properties of MNDF. Use of any kind or copy of whole or part of this drawing, concept or design or use on other projects or sites other than that specified on this drawing is strictly prohibited.

LEGEND:

| SYMBOL | QTY | DESCRIPTION |
|--------|-----|---|
| | 06 | ORDINARY CEILING FAN |
| | 13 | CEILING FAN (ORBIT TYPE) |
| | 05 | WALL MOUNTED LIGHT |
| | 38 | DOWN LIGHTS C/W 20W ENERGY SAVERS |
| | 01 | 3W E27 LED WARM WHITE LIGHT BED LIGHT |
| | 01 | WARM WHITE 8W ES LIGHT WALL MOUNTING TYPE WATER PROOF |
| | 02 | ONE GANG SWITCH |
| | 02 | TWO GANG SWITCH |
| | 05 | THREE GANG SWITCH |
| | 06 | FOUR GANG SWITCH |
| | 19 | FAN DIMMER |
| | 05 | EMERGENCY LIGHT (WALL MOUNT) |

NOTE:
ALL SWITCHES @ 12 FROM FFL



FIRST FLOOR LIGHTING LAYOUT

SCALE 1:100

FIRE STATION
S. HUTHUWEEHDHOO

SHEET CONTENT:

DESIGN APPROVAL:

COL. IBRAHIM RASHEED
COMMANDING OFFICE

RECOM. APPROVAL:

CPT. AHMED SHARIM
OFFICER COMMANDING

APPROVED:

MAJ. GEN. AHMED SHIYAM
CHIEF OF DEFENCE FORCE

APPROVED DATE:

DESIGNED:

FLT. M. SHIFAU
Architectural

WO3.AIMINATH AU
Structural

CHECKED:

FLT. M. SHIFAU
Architectural

WO3.AIMINATH AU
Structural

Electrical & Mechanical

Communication

DRAWN:

REVISION:

WO1. AUI SHIFAU
PTE. M. SAIF ABDULLA
PTE. YAMIN SAEED

DATE:

DATE:

DATE

5/27/2015

SCALE:

SHEET NO.:

1:100



MILITARY ENGINEERS
MALDIVES NATIONAL DEFENCE FORCE
Ministry of Defence, Republic of Maldives

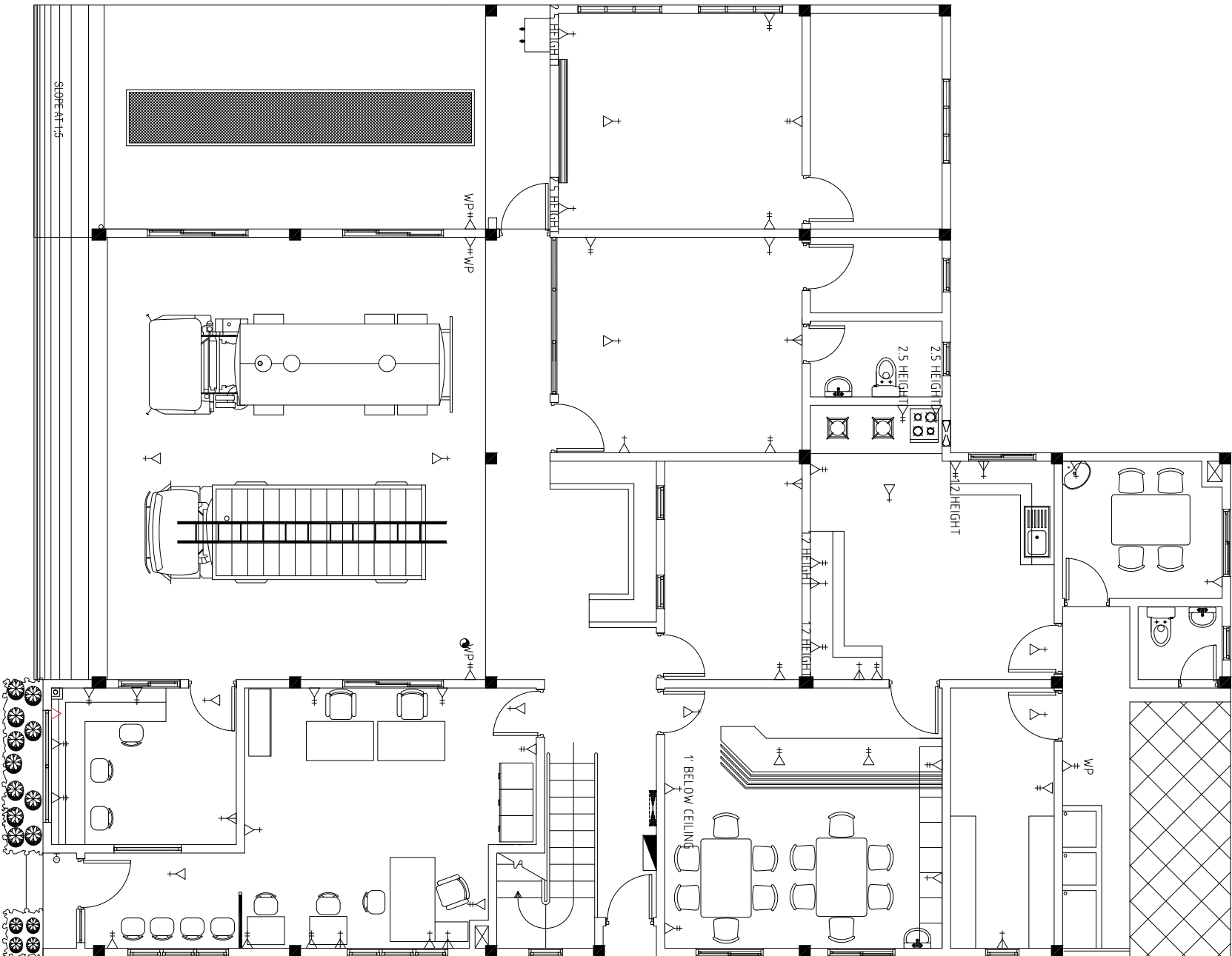
The drawings, concept and design contained are the properties of MNDF. Use of any kind or copy of whole or part of this drawing, concept or design or use on other projects or sites other than that specified on this drawing is strictly prohibited.

LEGEND:

| SYMBOL | QTY | DESCRIPTION |
|--------|-----|----------------------------|
| | 01 | METER BOARD |
| | 02 | 48 CIRCUIT DB WALL ENCASED |
| | 9 | 1x15A POWER OUTLET |
| | 28 | 2x13A POWER OUTLET |
| | 21 | 1x13A POWER OUTLET |
| | 04 | 2x13A POWER WATER PROOF |

NOTE:

ALL OUTLET @ 0.4 FROM FFL
ALL SWITCHES @ 12 FROM FFL



FIRST FLOOR ELECTRICAL LAYOUT

SCALE 1:100

FIRE STATION
S. HUTHUWEEBHOO

SHEET CONTENT:

DESIGN APPROVAL:

COL. IBRAHIM RASHEED
COMMANDING OFFICER

RECOM. APPROVAL:

CPT. AHMED SHARIM
OFFICER COMMANDING

APPROVED:

MAJ. GEN. AHMED SHIYAM
CHIEF OF DEFENCE FORCE

APPROVED DATE:

DESIGNED:

FLT. M. SHIFAU
Architectural

WO3.AIMINATH AU
Structural

CHECKED:

FLT. M. SHIFAU
Architectural

WO3.AIMINATH AU
Structural

Electrical & Mechanical

Communication

DRAWN:

REVISION:

WO1. AU SHIFAU
PTE. M. SAIF ABDULLA
PTE. YAMIN SAEED

DATE:

DATE:

DATE
5/27/2015

SCALE:

SHEET NO.:

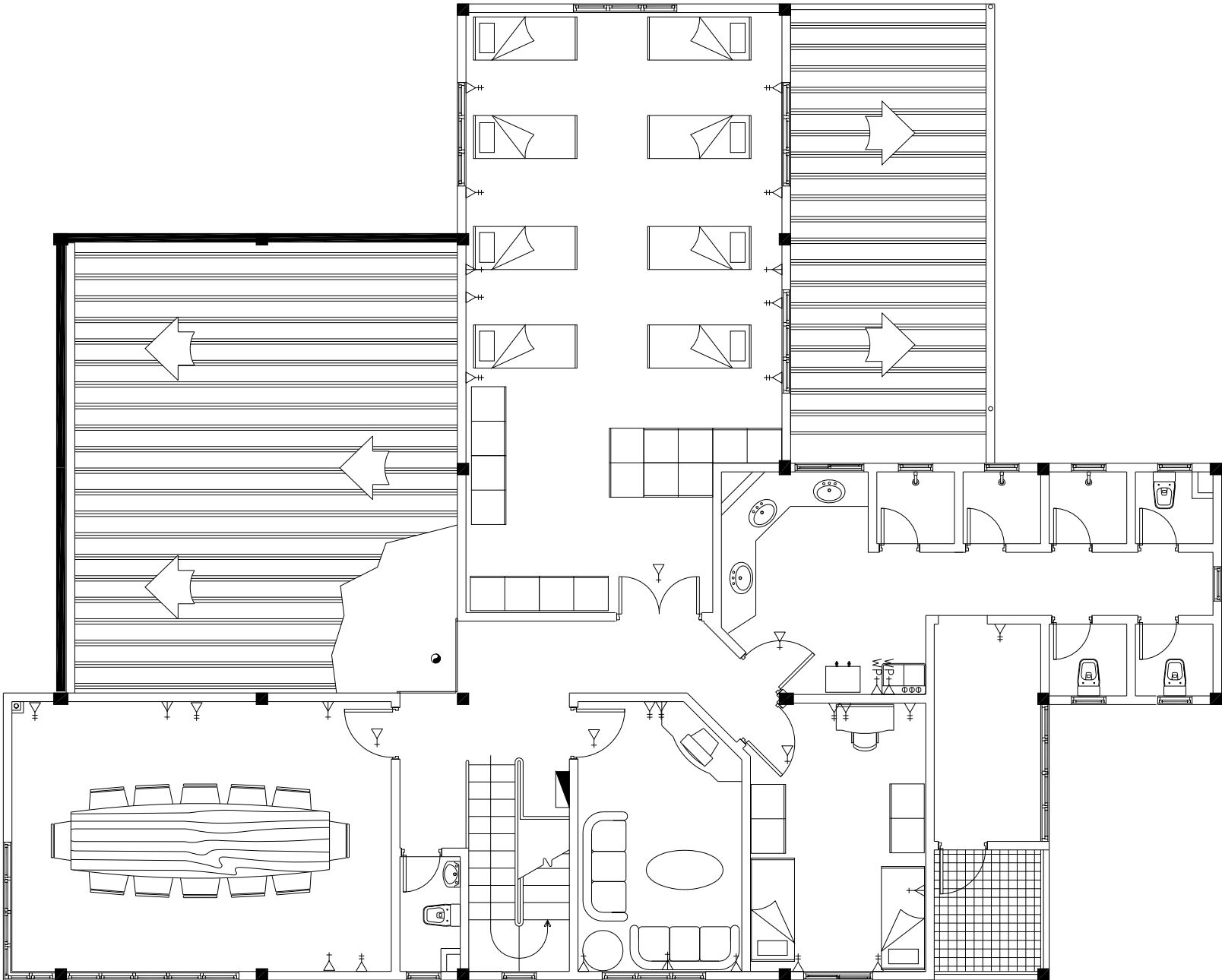
1:100

....



MILITARY ENGINEERS
MALDIVES NATIONAL DEFENCE FORCE
Ministry of Defence, Republic of Maldives

The drawings, concept and design contained are the properties of MNDF. Use of any kind or copy of whole or part of this drawing, concept or design or use on other projects or sites other than that specified on this drawing is strictly prohibited.



LEGEND:

| SYMBOL | QTY | DESCRIPTION |
|--------|-----|----------------------------|
| | 01 | 36 CIRCUIT DB WALL ENCASED |
| | 06 | 1x15A POWER OUTLET |
| | 19 | 2x13A POWER OUTLET |
| | 07 | 1x13A POWER OUTLET |
| | 02 | 1x13A POWER WATER PROOF |

NOTE:

ALL OUTLET @ 0.4 FROM FFL
ALL SWITCHES @ 12 FROM FFL

FIRST FLOOR ELECTRICAL LAYOUT

SCALE 1:100

FIRE STATION
S. HUTHUWEEBHOO

SHEET CONTENT:

DESIGN APPROVAL:

COL. IBRAHIM RASHEED
COMMANDING OFFICE

RECOM. APPROVAL:

CPT. AHMED SHARIM
OFFICER COMMANDING

APPROVED:

MAJ. GEN. AHMED SHIYAM
CHIEF OF DEFENCE FORCE

APPROVED DATE:

DESIGNED:

FLT. M. SHIFAU
Architectural

WO3.AIMINATH AU
Structural

CHECKED:

FLT. M. SHIFAU
Architectural

WO3.AIMINATH AU
Structural

Electrical & Mechanical

Communication

DRAWN:

REVISION:

WO1. AU SHIFAU
DATE:

PTE. M. SAIF ABDULLA
DATE:

PTE. YAMIN SAEED

DATE

5/27/2015

SCALE:

SHEET NO.:

1:100



MILITARY ENGINEERS
MALDIENS NATIONAL DEFENCE FORCE
Male', Republic of Maldives

The drawings, concept and design contained are the properties of MNDP. Use of any kind or copy of whole or part of this drawing, concept or design or use on other projects or sites other than that specified on this drawing is strictly prohibited.

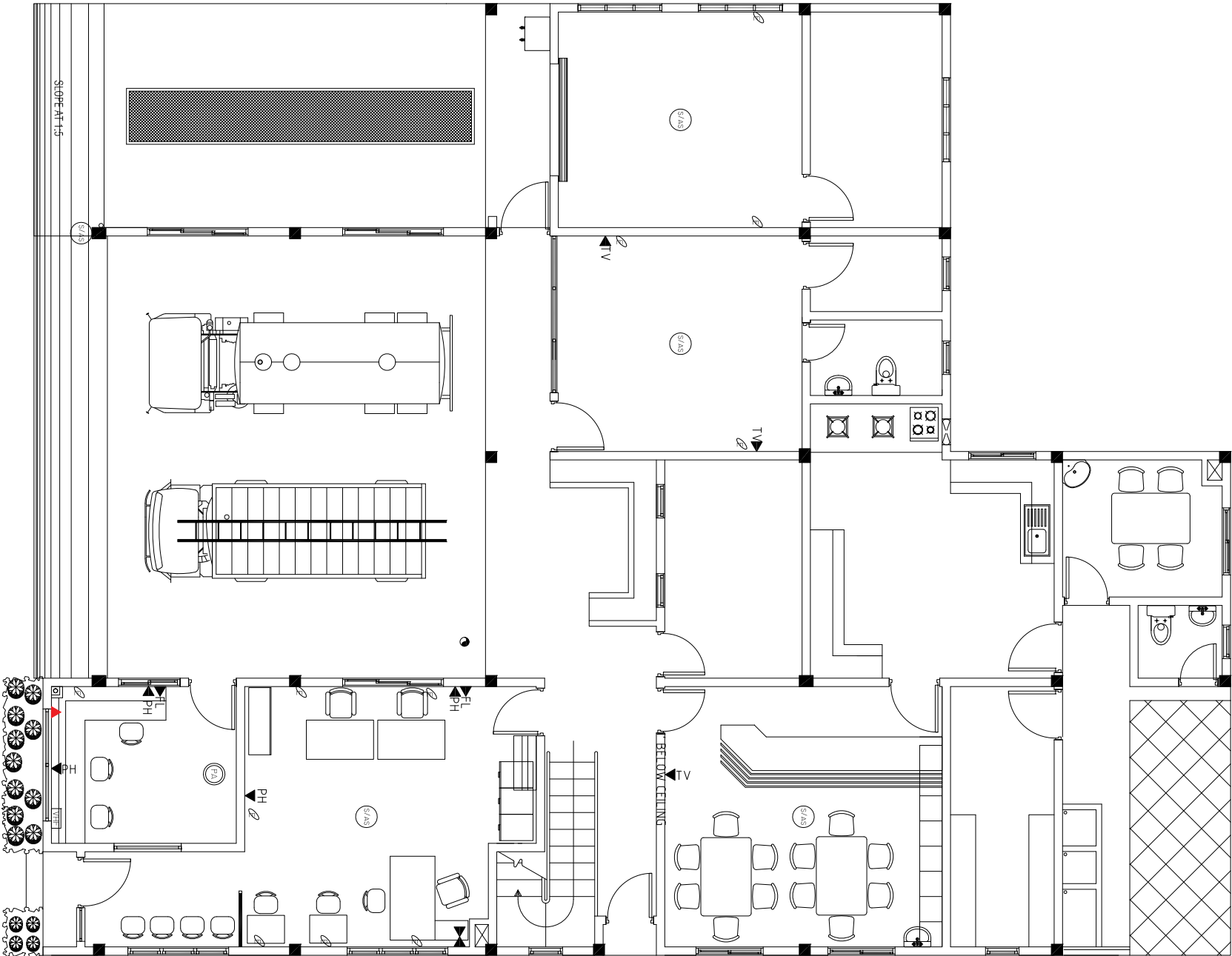
LEGEND:

| SYMBOL | QTY | DESCRIPTION |
|------------|-----|---|
| ▶ TV | 03 | TV OUTLET |
| ▶▶ PH | 03 | TELEPHONE OUTLET |
| ▶▶▶ | 01 | TELEPHONE OUTLET(EXTENTION) |
| ▶▶▶▶ | 01 | TELEPHONE OUTLET(HOT LINE) |
| ▶▶▶▶▶ | 10 | ETHERNET CAT6 DUAL FACE PLATE (DO NOT SPLIT) |
| ▶▶▶▶▶▶ | 01 | VHF BASE SYSTEM |
| ▶▶▶▶▶▶▶ | 02 | FAX LINE |
| ▶▶▶▶▶▶▶▶ | 01 | PA SYSTEM |
| ▶▶▶▶▶▶▶▶▶ | 05 | SPEAKER / ALARM SYSTEM |
| ▶▶▶▶▶▶▶▶▶▶ | 01 | 12 U NETWORK RACK |

NOTE:

ALL OUTLET @ 0.4 FROM FFL

ALL ETHERNET CAT 6 ARE DUAL CONNECTION FACE PLATES. DO NOT SPLIT. CABLE FOR EACH



FIRST FLOOR COMM OUTLET LAYOUT

SCALE 1:100

FIRE STATION
S.HUTHUWEEBHOO

SHEET CONTENT:

DESIGN APPROVAL:

COL. IBRAHIM RASHEED
COMMANDING OFFICE

RECOM. APPROVAL:

CPT. AHMED SHARIM
OFFICER COMMANDING

APPROVED:

MAJ. GEN. AHMED SHIYAM
CHIEF OF DEFENCE FORCE

APPROVED DATE:

DESIGNED:

FLT. M. SHIFAU
Architectural

WO3.AIMINATH AU
Structural

CHECKED:

FLT. M. SHIFAU
Architectural

WO3.AIMINATH AU
Structural

Electrical & Mechanical

Communication

DRAWN:

REVISION:

WO1. AU SHIFAU
PTE. M. SAIF ABDULLA
PTE. YAMIN SAEED

DATE:

DATE:

DATE

5/27/2015

SCALE:

SHEET NO.:

1:100

....



MILITARY ENGINEERS
MALDIVES NATIONAL DEFENCE FORCE
Male', Republic of Maldives

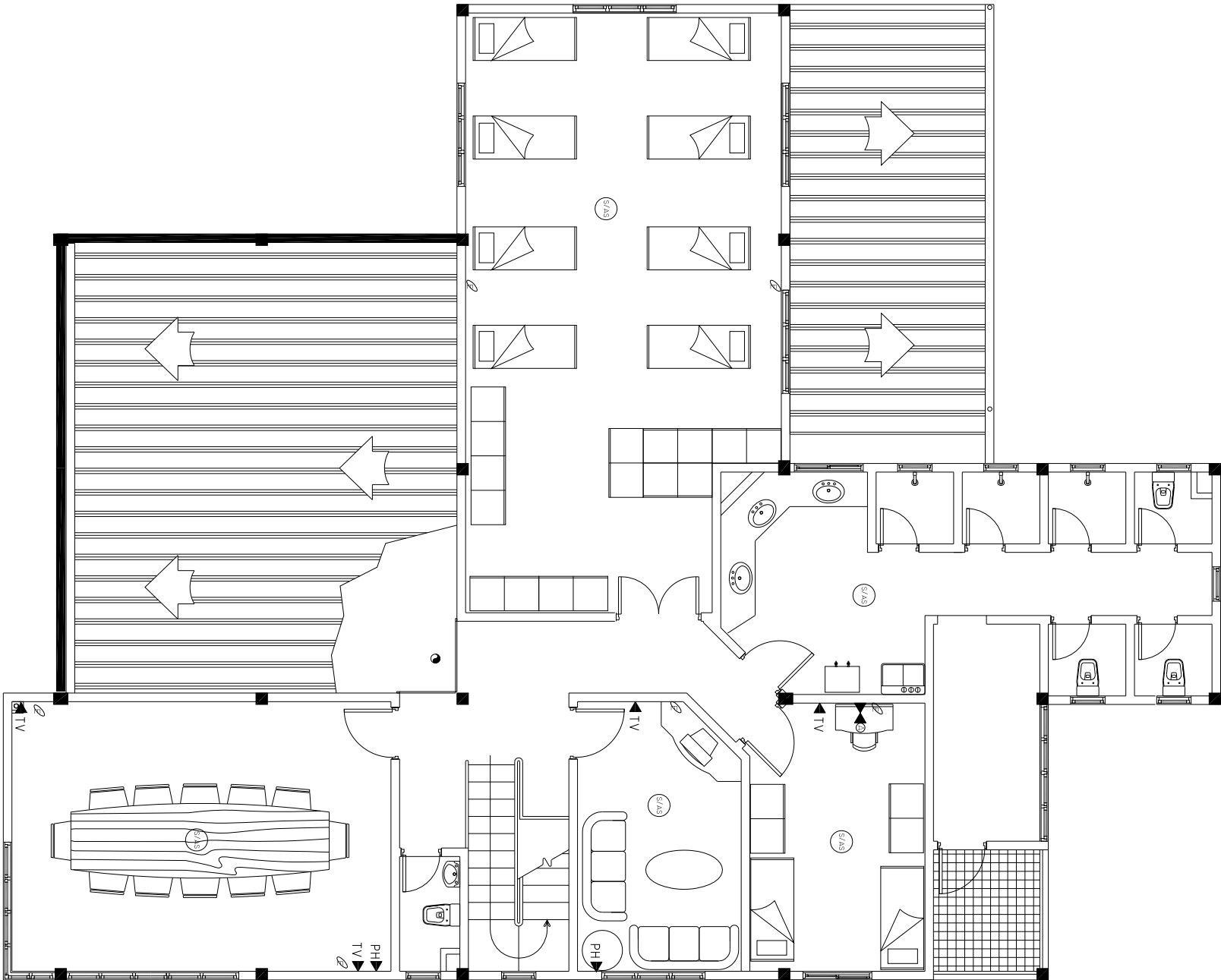
The drawings, concept and design contained are the properties of MNDF. Use of any kind or copy of whole or part of this drawing, concept or design or use on other projects or sites other than that specified on this drawing is strictly prohibited.

LEGEND:

| SYMBOL | QTY | DESCRIPTION |
|--------|-----|--|
| ▶TV | 03 | TV OUTLET |
| ▶PH | 03 | TELEPHONE OUTLET |
| ▶▶ | 01 | TELEPHONE OUTLET(EXTENTION) |
| ∅ | 06 | ETHERNET CAT6 DUAL FACE PLATE (DO NOT SPLIT) |
| ⊙ | 05 | SPEAKER / ALARM SYSTEM |

NOTE:

ALL OUTLET @ 0.4 FROM FFL
ALL ETHERNET CAT 6 ARE DUAL CONNECTION FACE PLATES. DO NOT SPLIT. CABLE CONNECTION FOR EACH



FIRST FLOOR COMM OUTLET LAYOUT

SCALE 1:100

FIRE STATION
S. HUTHUWEEBHOO

SHEET CONTENT:

DESIGN APPROVAL:

COL. IBRAHIM RASHEED
COMMANDING OFFICER

RECOM. APPROVAL:

CPT. AHMED SHARIM
OFFICER COMMANDING

APPROVED:

MAJ. GEN. AHMED SHIYAM
CHIEF OF DEFENCE FORCE

APPROVED DATE:

DESIGNED:

FLT. M. SHIFAU
Architectural

WO3.AIMINATH AU
Structural

CHECKED:

FLT. M. SHIFAU
Architectural

WO3.AIMINATH AU
Structural

Electrical & Mechanical

Communication

DRAWN:

REVISION:

WO1. AUI SHIFAU
PTE. M. SAIF ABDULLA
PTE. YAMIN SAEED

DATE:

DATE:

DATE

5/27/2015

SCALE:

SHEET NO.:

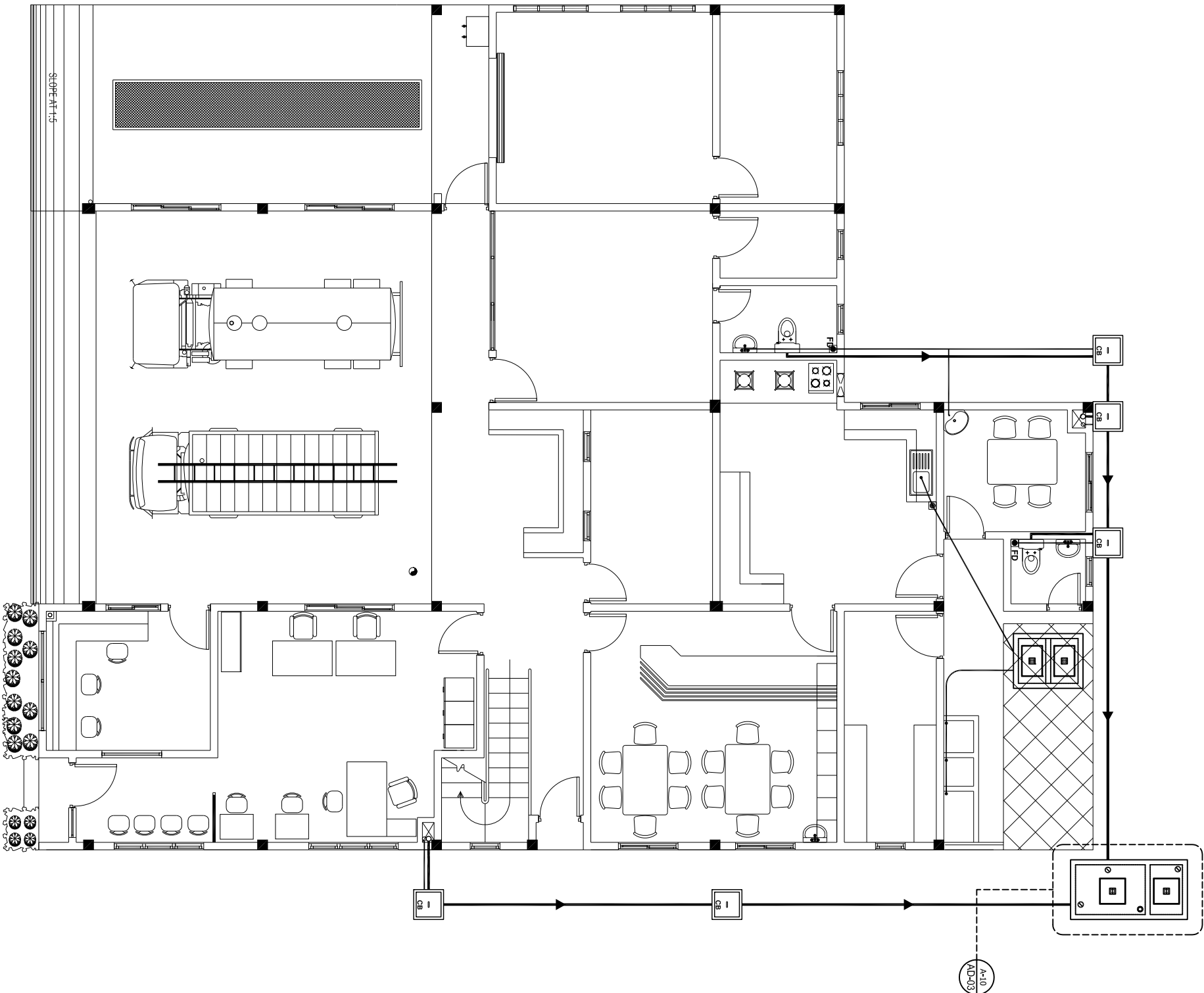
1:100

....



MILITARY ENGINEERS
MALDIVES NATIONAL DEFENCE FORCE
Ministry of Defence, Republic of Maldives

The drawings, concept and design contained are the properties of MNDF. Use of any kind or copy of whole or part of this drawing, concept or design or use on other projects or sites other than that specified on this drawing is strictly prohibited.



GROUND FLOOR SEWERAGE LAYOUT

SCALE 1:100

FIRE STATION
S. HUTHUMBEEDHOO

SHEET CONTENT:

DESIGN APPROVAL:

COL. IBRAHIM RASHEED
COMMANDING OFFICE

RECOM. APPROVAL:

CPT. AHMED SHARIM
OFFICER COMMANDING

APPROVED:

MAJ. GEN. AHMED SHIYAM
CHIEF OF DEFENCE FORCE

APPROVED DATE:

DESIGNED:

FLT. M. SHIFAU
Architectural

WO3.AIMINATH AU
Structural

CHECKED:

FLT. M. SHIFAU
Architectural

WO3.AIMINATH AU
Structural

Electrical & Mechanical

Communication

DRAWN:

REVISION:

WO1. AUI SHIFAU
PTE. M. SAIF ABDULLA
PTE. YAMIN SAEED

DATE:

DATE:

DATE

5/27/2015

SCALE:

SHEET NO.:

1:100

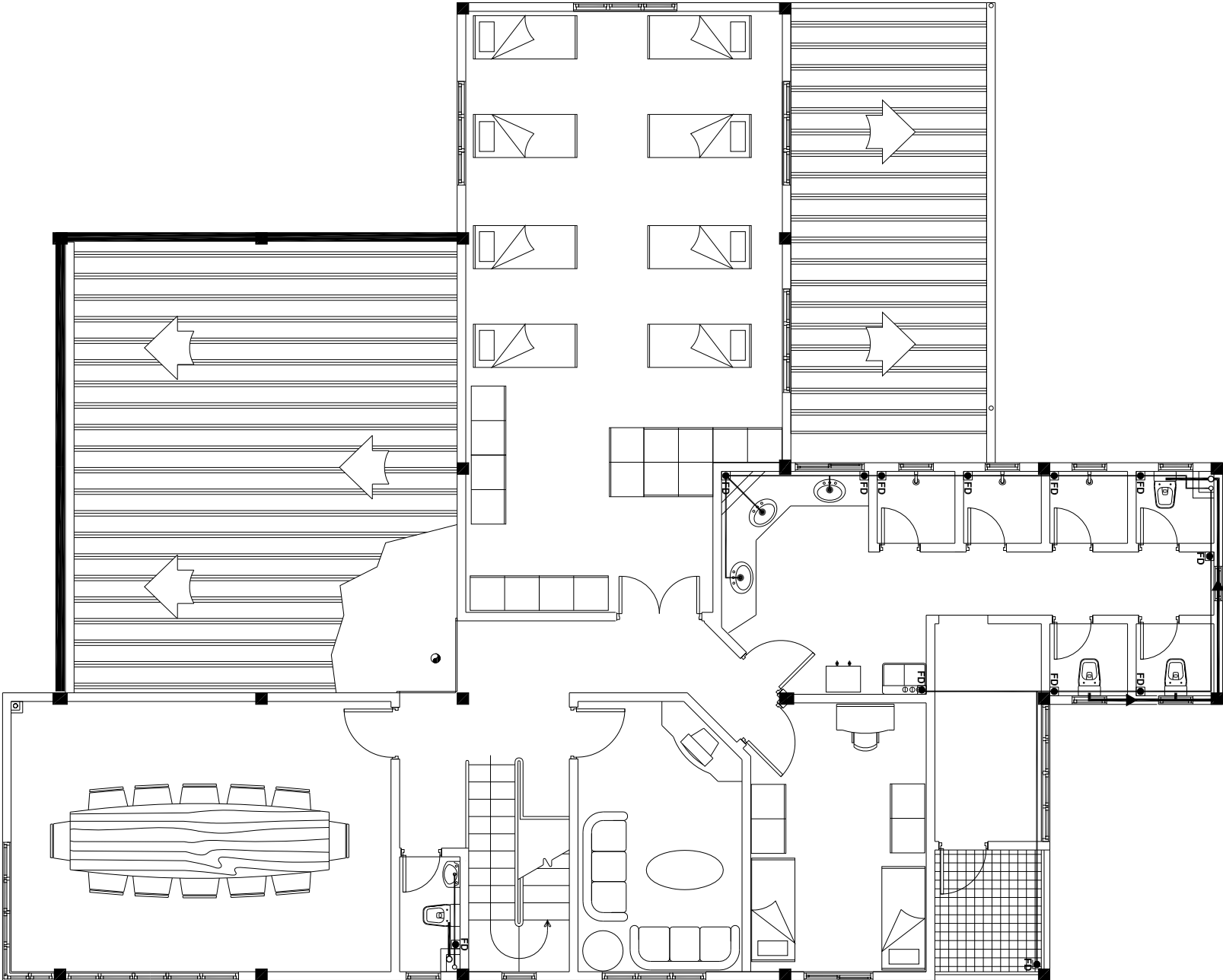
LEGEND:

- FD

FLOOR DRAIN
- CB

CATCH BASIN
- 100mm ϕ SOLID WASTE LINE

75mm ϕ LIQUID WASTE LINE



FIRST FLOOR SEWERAGE LAYOUT

SCALE:1:100



The drawings, concept and design contained are the properties of MNDF. Use of any kind or copy of whole or part of this drawing, concept or design or use on other projects or sites other than that specified on this drawing is strictly prohibited.

FIRE STATION
S. HUTHUWEEBHOO

SHEET CONTENT:

DESIGN APPROVAL:

COL. IBRAHIM RASHEED
COMMANDING OFFICE

RECOM. APPROVAL:

CPT. AHMED SHARIM
OFFICER COMMANDING

APPROVED:

MAJ. GEN. AHMED SHIYAM
CHIEF OF DEFENCE FORCE

APPROVED DATE:

DESIGNED:

FLT. M. SHIFAU
Architectural

WO3.AIMINATH AU
Structural

CHECKED:

FLT. M. SHIFAU
Architectural

WO3.AIMINATH AU
Structural

Electrical & Mechanical

Communication

DRAWN:

REVISION:

WO1. AUI SHIFAU
DATE:

PTE. M. SAIF ABDULLA
DATE:

PTE. YAMIN SAEED

DATE

5/27/2015

SCALE:

SHEET NO.:

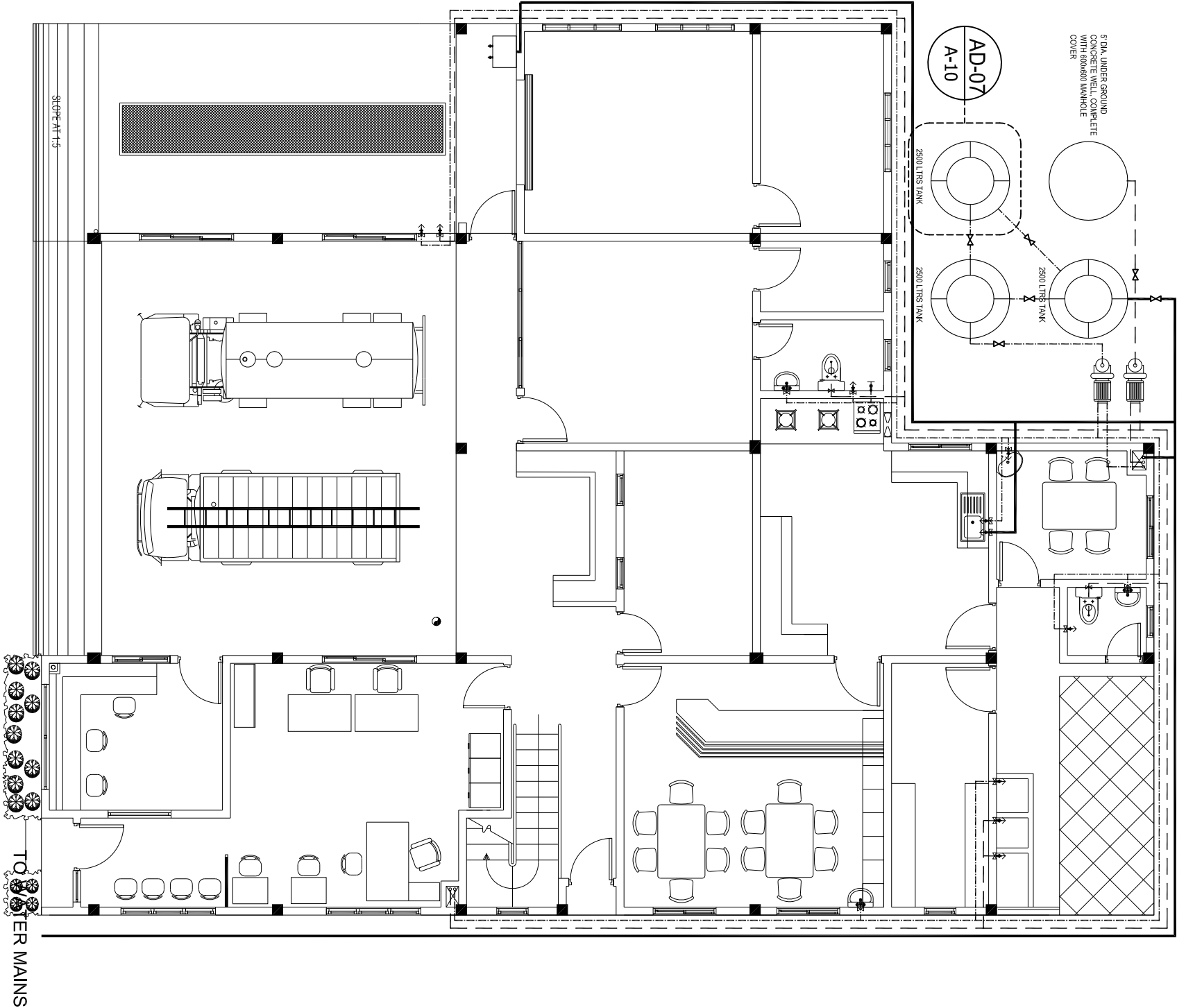
1:100

....





MILITARY ENGINEERS
MALDIENS NATIONAL DEFENCE FORCE
Baiter, Republic of Maldives


The drawings, concept and design contained are the properties of MNDP. Use of any kind or copy of whole or part of this drawing, concept or design or use on other projects or sites other than that specified on this drawing is strictly prohibited.





LEGEND:


- 


WATER PUMP
- 


SHOWER w/ CONTROL VALVE
- 

MUSLIM SHOWER
- 

TAP
- 

VALVE
- 

LINE FROM WATER MAINS
- 

UPVC HIGH PRESSURE FRESH WATER PIPE
- 

UPVC HIGH PRESSURE WELL WATER PIPE

FIRE STATION
S. HUTHUWEEPHOO

SHEET CONTENT:

DESIGN APPROVAL:

COL. IBRAHIM RASHEED
COMMANDING OFFICE

RECOM. APPROVAL:

CPT. AHMED SHARIM
OFFICER COMMANDING

APPROVED:

MAJ. GEN. AHMED SHIYAM
CHIEF OF DEFENCE FORCE

APPROVED DATE:

DESIGNED:

FLT. M. SHIFAU
Architectural

WO3.AIMINATH AU
Structural

CHECKED:

FLT. M. SHIFAU
Architectural

WO3.AIMINATH AU
Structural

Electrical & Mechanical

Communication

DRAWN:

WO1. AUI SHIFAU

REVISION:

PTE. M. SAIF ABDULLA
PTE. YAMIN SAEED

DATE:

DATE:

DATE

5/27/2015

SCALE:

SHEET NO.:









1:100

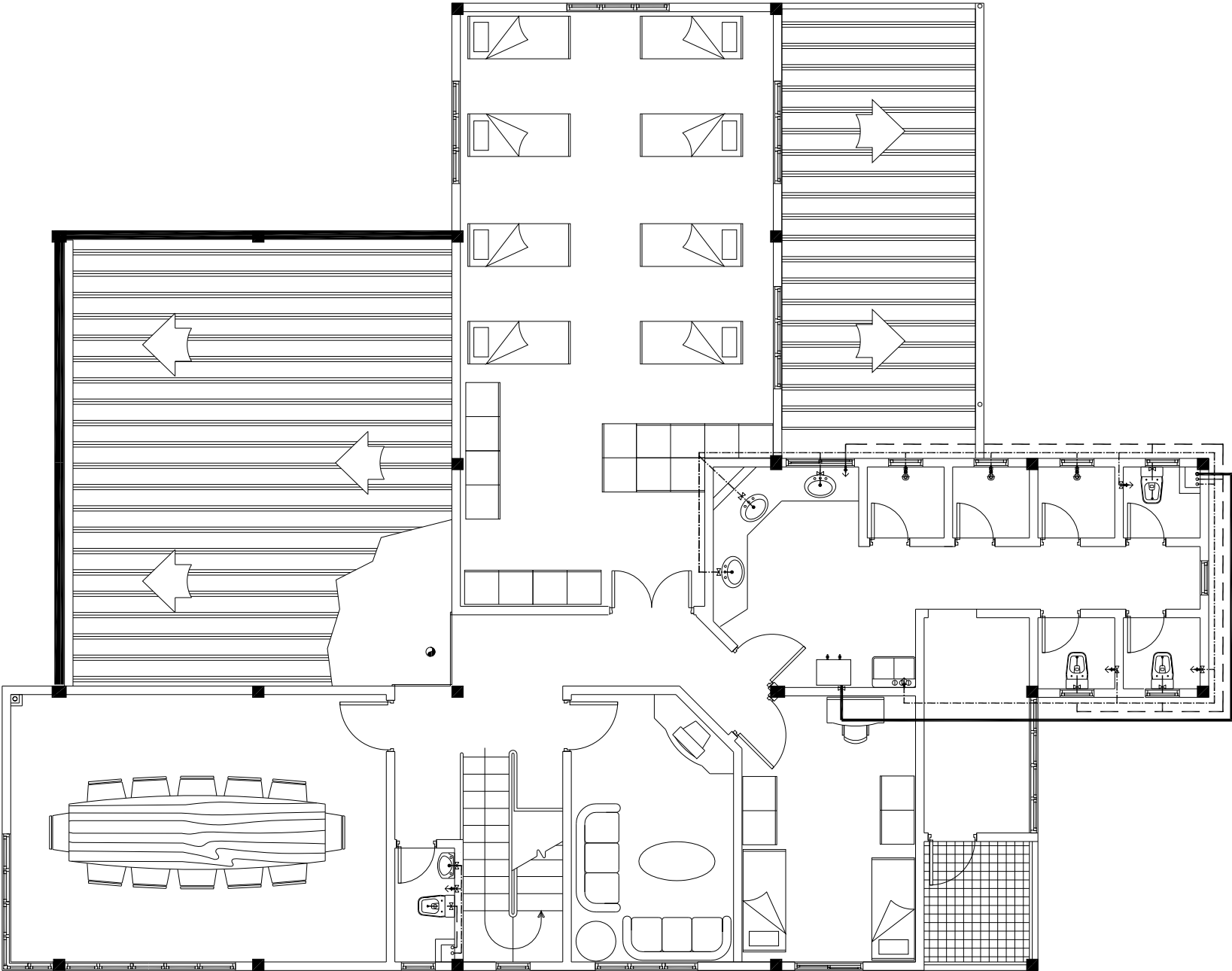


MILITARY ENGINEERS
MALDIVES NATIONAL DEFENCE FORCE
Ministry of Defence, Republic of Maldives

The drawings, concept and design contained are the properties of MNDF. Use of any kind or copy of whole or part of this drawing, concept or design or use on other projects or sites other than that specified on this drawing is strictly prohibited.

LEGEND:

- WATER PUMP
- SHOWER w/ CONTROL VALVE
- MUSLIM SHOWER
- TAP
- VALVE
- LINE FROM WATER MAINS
- UPVC HIGH PRESSURE FRESH WATER PIPE
- UPVC HIGH PRESSURE WELL WATER PIPE



FIRST FLOOR PLUMBING LAYOUT

FIRE STATION
S. HUTHUWEEHDHO

SHEET CONTENT:

DESIGN APPROVAL:

COL. IBRAHIM RASHEED
COMMANDING OFFICE

RECOM. APPROVAL:

CPT. AHMED SHARIM
OFFICER COMMANDING

APPROVED:

MAJ. GEN. AHMED SHIYAM
CHIEF OF DEFENCE FORCE

APPROVED DATE:

DESIGNED:

FLT. M. SHIFAU
Architectural

WO3.AIMINATH AU
Structural

CHECKED:

FLT. M. SHIFAU
Architectural

WO3.AIMINATH AU
Structural

Electrical & Mechanical

Communication

DRAWN:

REVISION:

WO1. AU SHIFAU
PTE. M. SAIF ABDULLA
PTE. YAMIN SAEED

DATE:

DATE:

DATE
5/27/2015

SCALE:

SHEET NO.:

1:100



MILITARY ENGINEERS
MALDIVES NATIONAL DEFENCE FORCE
Ministry of Defence, Republic of Maldives

The drawings, concept and design contained are the properties of MNDF. Use of any kind or copy of whole or part of this drawing, concept or design or use on other projects or sites other than that specified on this drawing is strictly prohibited.

LEGEND:
SYMBOL DESCRIPTION

- H₂_g

EXTINGUISHER (2KG CO2) WITH CABINET
- H₂_g_p

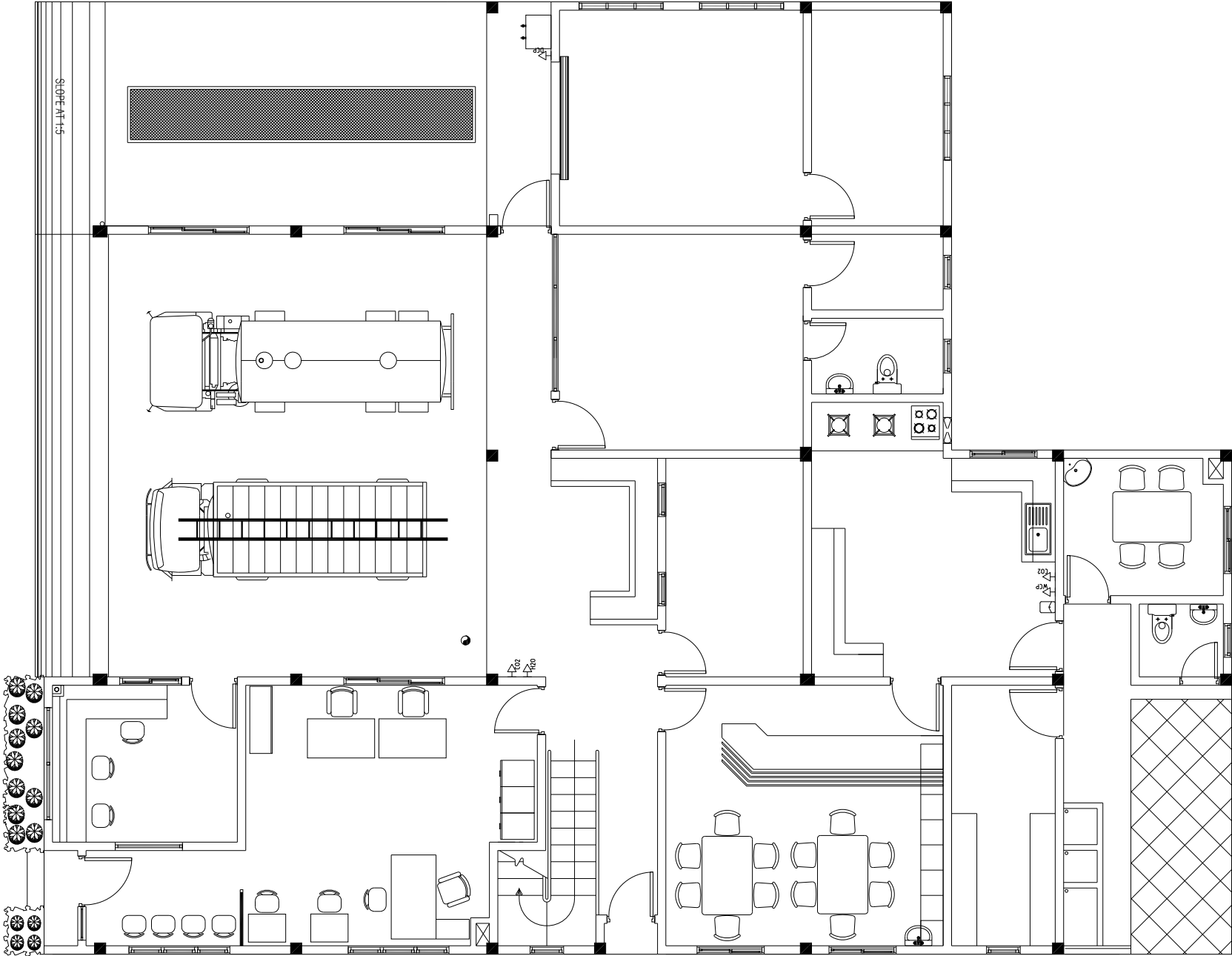
DRY CHEMICAL POWER EXTINGUISHER (6KGS) WITH CABINET
- H₂_g_{ap}

DRY CHEMICAL POWER EXTINGUISHER (6KGS) WITH CABINET
- H₂_o

EXTINGUISHER (9 LITER H2O) WITH CABINET
- FIRE BLANKET

NOTE:

- ALL MATERIALS AND WORKMANSHIP SHALL BE ACCORDING TO MNDF FRIS REGULATIONS.



GROUND FLOOR FIRE LAYOUT

FIRE STATION
S.HULHUMEEDHOO

SHEET CONTENT

DESIGN APPROVAL

COL. IBRAHIM RASHEED
COMMANDING OFFICE

RECOM. APPROVAL:

CPT. AHMED SHARIM
OFFICER COMMANDING

APPROVED

MAJ. GEN. AHMED SHIYAM
CHIEF OF DEFENCE FORCE

APPROVED DATE

DESIGNED

| | |
|--|---------------------------------------|
| FLT. M. SHIFAU Architectural | WO3.AIMINATH ALI Structural |
|--|---------------------------------------|

CHECKED:

| | |
|-----------------------|-------------------------|
| FLT. M. SHIFAU | WO3.AIMINATH ALI |
| Architectural | Structural |

Architectural

| Electrical & Mechanical | Communication |
|---|---|
| <p>1. Electrical Engineering</p> <p>2. Mechanical Engineering</p> | <p>1. Computer Engineering</p> <p>2. Software Engineering</p> |

| | |
|--------|-----------|
| DRAWN: | REVISION: |
|--------|-----------|

WO1. ALI SHIFAU
PTE. M. SAIF ABDU
PTE. YAMIN SAEED

DATE: _____

DATE _____

SCALE: SHEET NO

1:100



The drawings, concept and design contained are the properties of MNDF. Use of any kind or copy of whole or part of this drawing, concept or design or use on other projects or sites other than that specified on this drawing is strictly prohibited.