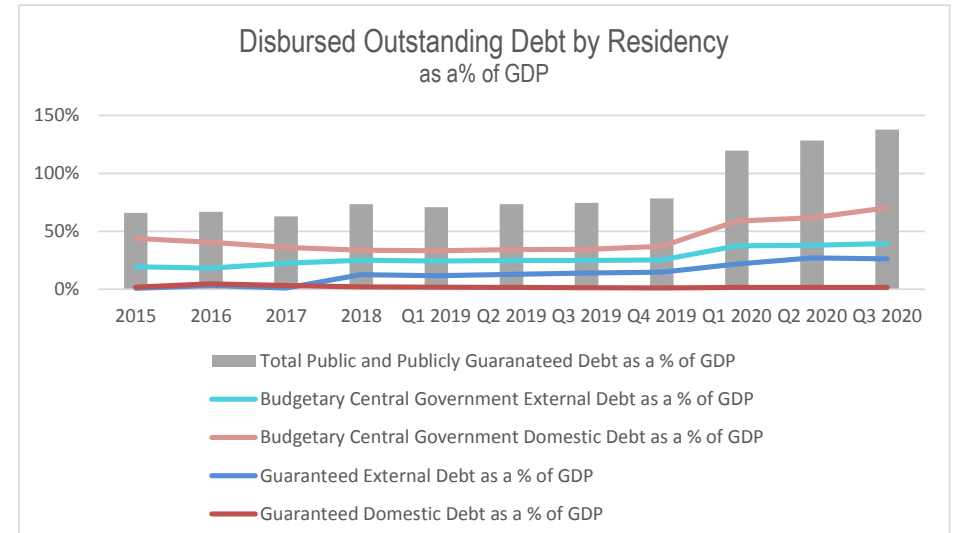
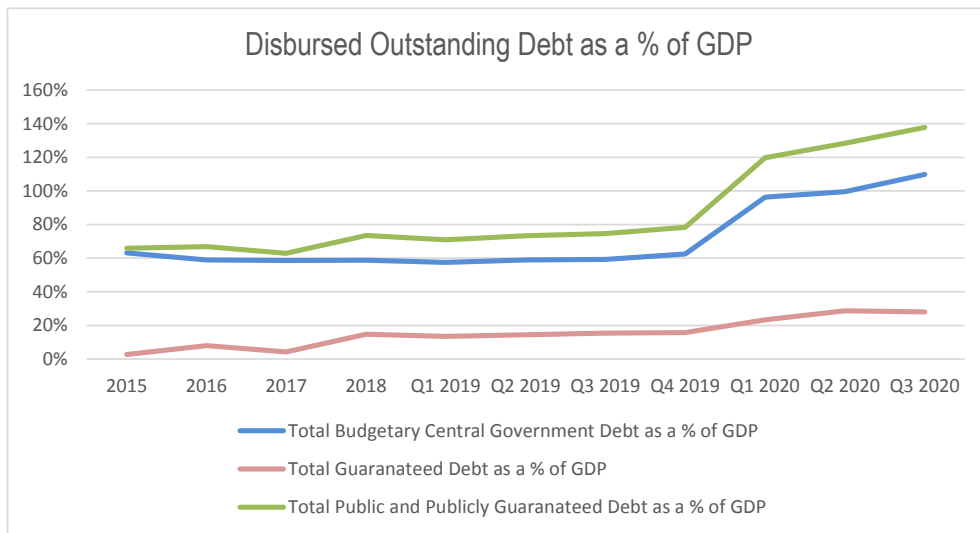
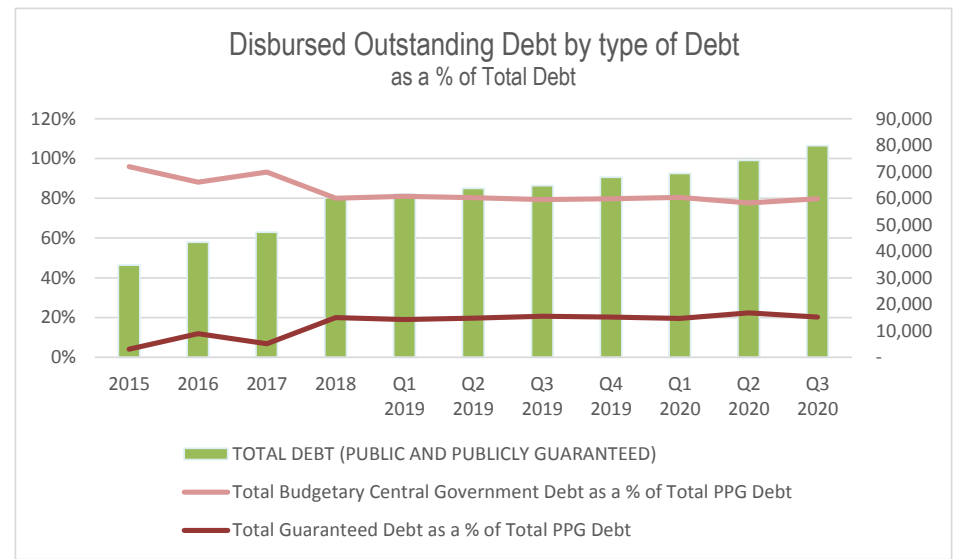
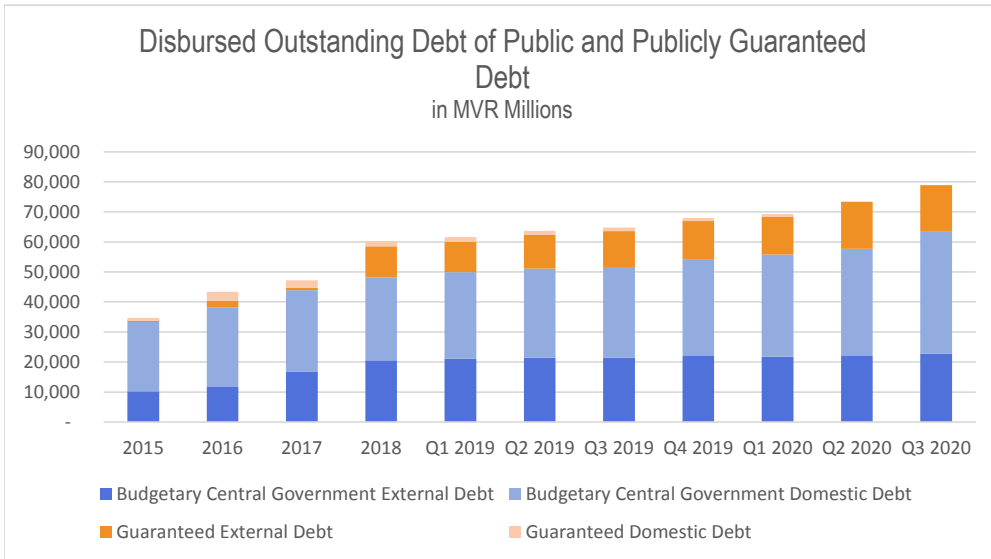


DISBURSED OUTSTANDING DEBT OF PUBLIC AND PUBLICLY GUARANTEED DEBT OF GOVERNMENT OF MALDIVES

as of 30 September 2020



Disbursed Outstanding Debt of Public and Publicly Guaranteed Debt of Government of Maldives as of 30 September 2020
In MVR Millions

Calendar Years	2015	2016	2017	2018	Q1 2019	Q2 2019	Q3 2019	Q4 2019	Q1 2020	Q2 2020	Q3 2020
BUDGETARY CENTRAL GOVERNMENT DEBT	33,319	38,253	43,971	48,210	49,893	51,127	51,380	54,247	55,802	57,709	63,624
External	10,226	11,852	16,863	20,546	21,066	21,489	21,458	22,020	21,744	22,023	22,863
Domestic	23,093	26,402	27,108	27,664	28,827	29,638	29,922	32,227	34,058	35,686	40,761
Total Budgetary Central Government Debt as a % of Total PPG Debt	96%	88%	93%	80%	81%	80%	79%	80%	80%	78%	80%
Total Budgetary Central Government Debt as a % of GDP	63%	59%	59%	59%	57%	59%	59%	63%	96%	100%	110%
Budgetary Central Government External Debt as a % of GDP	19%	18%	22%	25%	24%	25%	25%	25%	38%	38%	39%
Budgetary Central Government Domestic Debt as a % of GDP	44%	41%	36%	34%	33%	34%	34%	37%	59%	62%	70%
GUARANTEED DEBT	1,423	5,164	3,228	12,051	11,686	12,549	13,358	13,712	13,558	16,622	16,209
External	439	2,117	778	10,348	10,114	11,191	12,184	12,728	12,615	15,682	15,262
Domestic	984	3,047	2,450	1,703	1,572	1,358	1,173	983	943	940	947
Total Guaranteed Debt as a % of Total PPG Debt	4%	12%	7%	20%	19%	20%	21%	20%	20%	22%	20%
Total Guaranteed Debt as a % of GDP	3%	8%	4%	15%	13%	14%	15%	16%	23%	29%	28%
Guaranteed External Debt as a % of GDP	1%	3%	1%	13%	12%	13%	14%	15%	22%	27%	26%
Guaranteed Domestic Debt as a % of GDP	2%	5%	3%	2%	2%	2%	1%	1%	2%	2%	2%
TOTAL DEBT (PUBLIC AND PUBLICLY GUARANTEED)	34,741	43,417	47,199	60,261	61,579	63,675	64,738	67,958	69,359	74,330	79,833
External	10,665	13,969	17,642	30,895	31,180	32,680	33,642	34,748	34,358	37,705	38,125
Domestic	24,077	29,448	29,557	29,367	30,399	30,995	31,096	33,210	35,001	36,626	41,708
Total Public and Publicly Guaranteed Debt as a % of GDP	66%	67%	63%	73%	71%	73%	75%	78%	120%	128%	138%
Total Public & Publicly Guaranteed External Debt as a % of GDP	20%	22%	24%	38%	36%	38%	39%	40%	59%	65%	66%
Total Public & Publicly Guaranteed Domestic Debt as a % of GDP	46%	45%	39%	36%	35%	36%	36%	38%	60%	63%	72%
GROSS DOMESTIC PRODUCT	52,787	64,919	75,052	81,994	86,788	86,788	86,788	86,788	57,942	57,942	57,942
<i>Applied Exchange Rate</i>	15.41	15.40	15.41	15.35	15.41	15.41	15.38	15.41	15.31	15.41	15.40

12/13/2020 15:01

Notes:

- 1- Source for domestic securities: Maldives Monetary Authority
- 2- Numbers are subject to minor changes with reconciliation of data
- 3- GDP for 2020 revised down due to COVID-19