

PROPOSED 06 CLASS ROOM BLOCK

(2 STOREY)

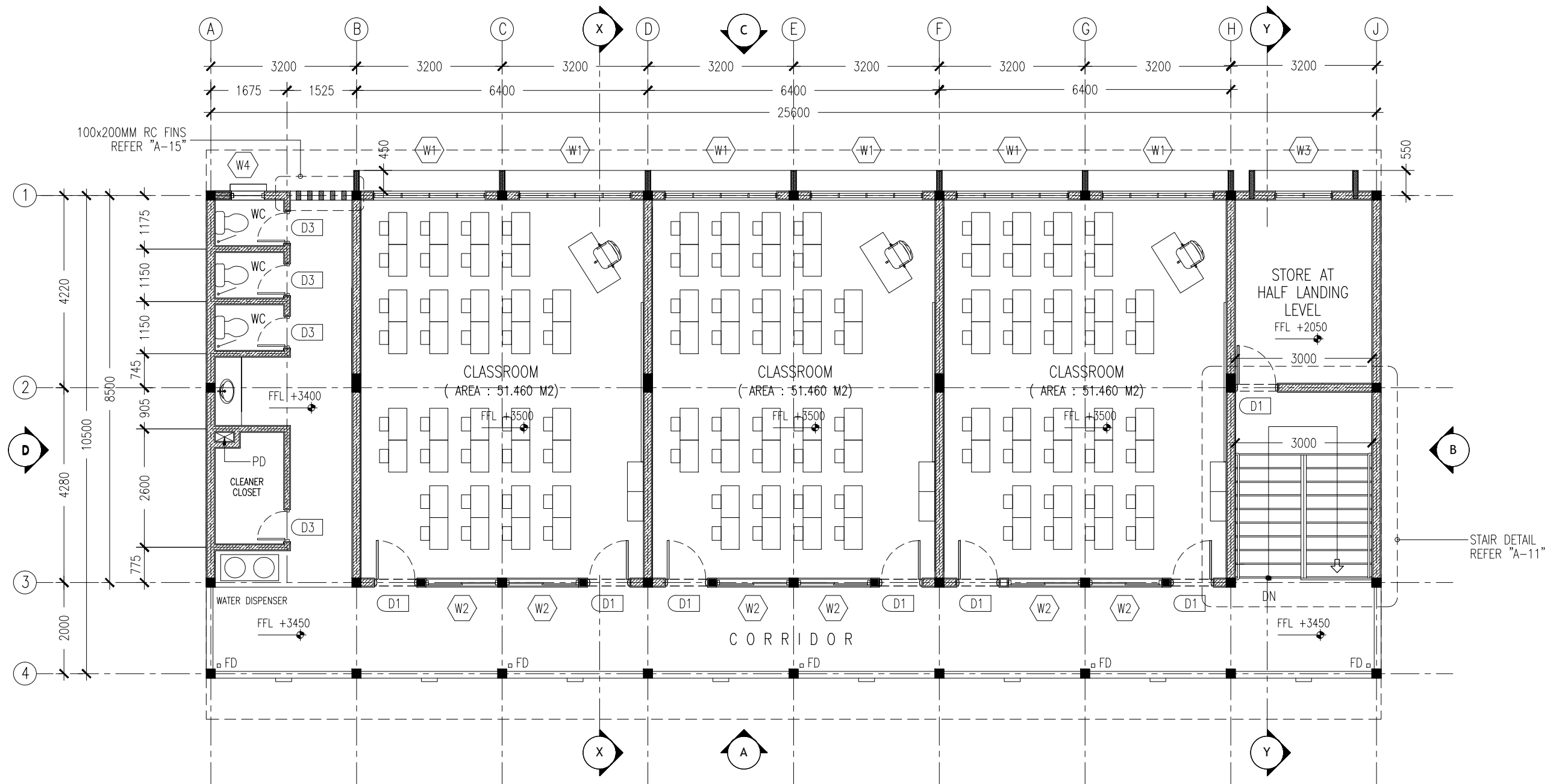
ARCHITECTURAL AND STRUCTURAL DRAWINGS

JUNE 2015

CLIENT : MINISTRY OF EDUCATION

DESIGN BY

ArchEng
s t u d i o
Ma Fiyajahaage, 1st floor, Male'. Republic of Maldives
admin@archeng.biz



KEY /LEGEND NOTES

	BLOCK MASONRY WALL
	150MM THK RC WALL 850MM HIGH

FD : FLOOR DRAIN

1ST FLOOR LAYOUT PLAN

SCALE 1:100

CONTRACTORS MUST
CHECK ALL
DIMENSIONS ON SITE
BEFORE STARTING
ANY WORK OR SHOP
DRAWINGS.FIGURED
DIMENSIONS TO TAKE
PRECEDENCE OVER
SCALE READINGS

ArchEng
studio
Ma Fiyajahaage, 1st floor, Male, Republic of Maldives
admin@archeng.biz

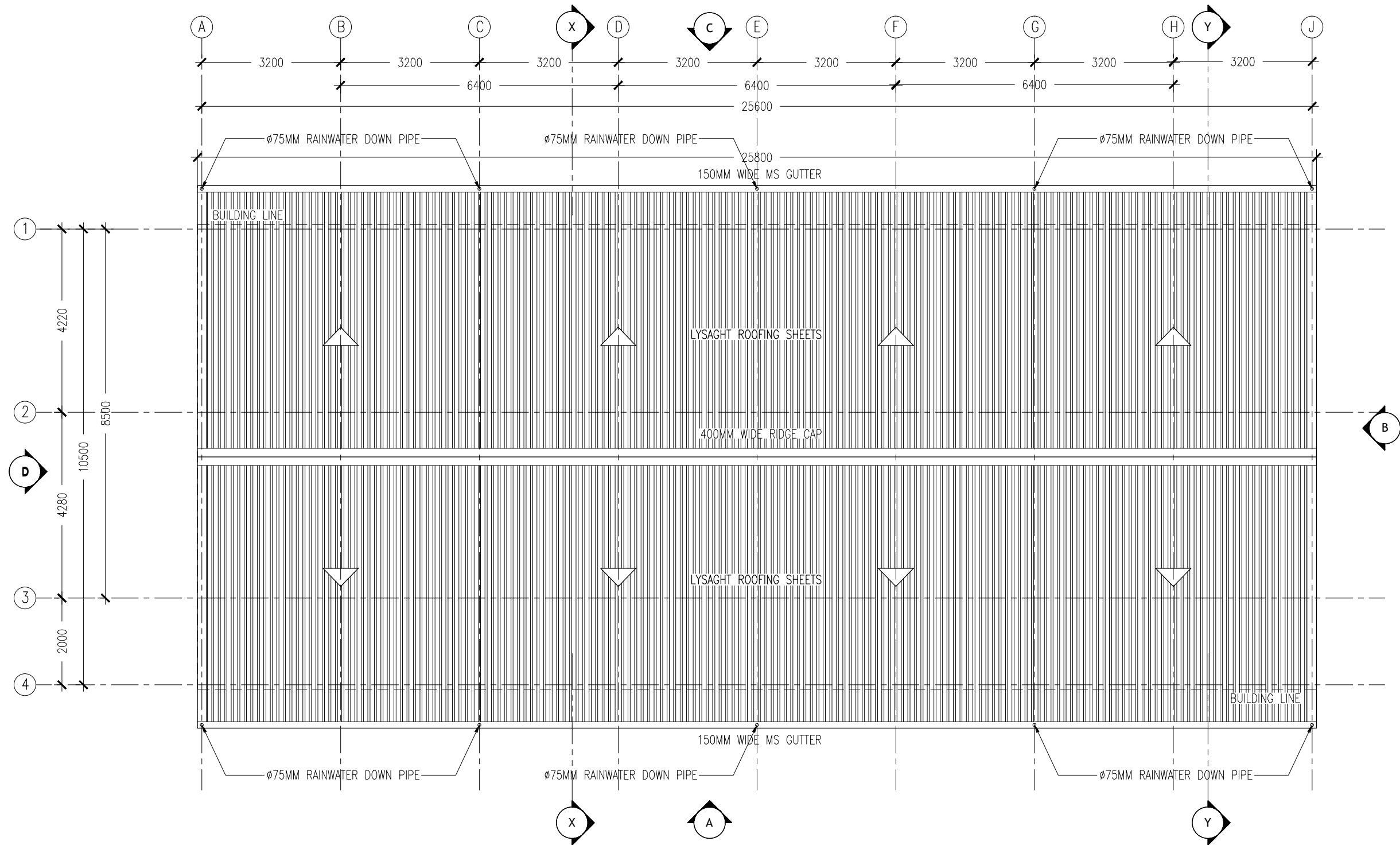
REVISION:

ARCHITECT: MOHAMED HAMEEN
ENGINEER: MOHAMED AHSAN
SERVICES ENG:
ESTIMATOR:
DRAWN BY: ASFAN AHMED

PROJECT: PROPOSED 06 CLASS ROOM BLOCK (02 STOREY)
LOCATION: -
DRAWING TITLE: AS GIVEN
CLIENT: MINISTRY OF EDUCATION
SCALE: AS GIVEN DIMENSION: MM DATE: JUNE 2015

A-02
DWG NO
PROJECT NO.: 15-041

CONCEPT AND DESIGN IN THIS DRAWING ARE THE PROPERTIES OF ARCHENG STUDIO PVT LTD. UNAUTHORIZED USE OR REPRODUCTION OF PART OF THE DESIGN,DRAWINGS OR CONCEPT TO USE IN OTHER PROJECTS OR SITES OTHER THAN SPECIFIED ON THIS DRAWING IS PROHIBITED



ROOF LAYOUT PLAN
SCALE 1:100

CONTRACTORS MUST
CHECK ALL
DIMENSIONS ON SITE
BEFORE STARTING
ANY WORK OR SHOP
DRAWINGS. FIGURED
DIMENSIONS TO TAKE
PRECEDENCE OVER
SCALE READINGS



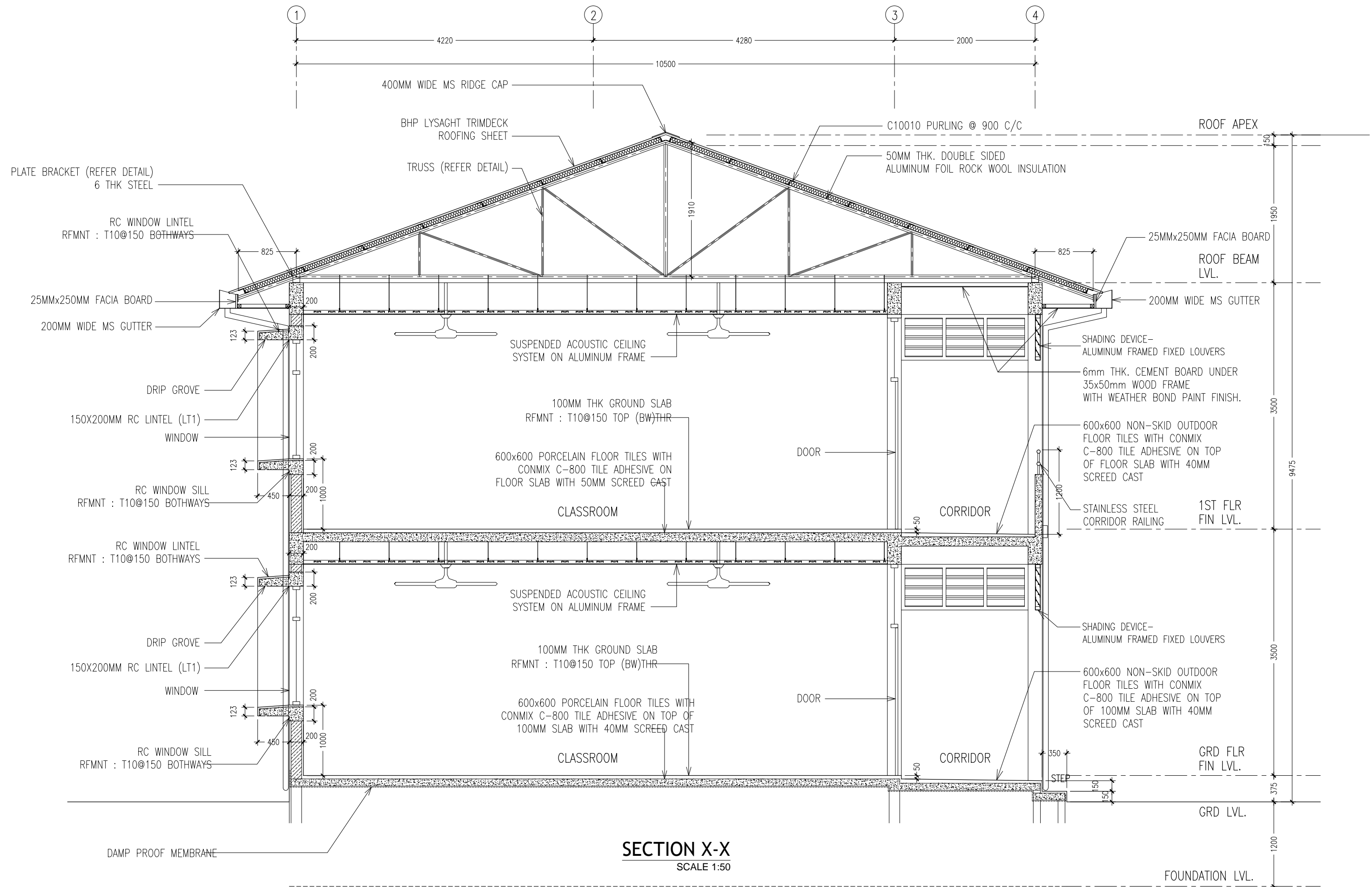
REVISION:	

ARCHITECT:	MOHAMED HAMEEN
ENGINEER:	MOHAMED AHSAN
SERVICES ENG:	
ESTIMATOR:	
DRAWN BY:	ASFAN AHMED

PROJECT:	PROPOSED 06 CLASS ROOM BLOCK (02 STOREY)		
LOCATION:	-		
DRAWING TITLE:	AS GIVEN		
CLIENT:	MINISTRY OF EDUCATION		
SCALE:	AS GIVEN	DIMENSION:	MM
		DATE:	JUNE 2015

A-03	
DWG NO	
PROJECT NO.:	15-041

CONCEPT AND DESIGN IN THIS DRAWING ARE THE PROPERTIES OF ARCHENG STUDIO PVT LTD. UNAUTHORIZED USE OR REPRODUCTION OF PART OF THE DESIGN, DRAWINGS OR CONCEPT TO USE IN OTHER PROJECTS OR SITES OTHER THAN SPECIFIED ON THIS DRAWING IS PROHIBITED



CONTRACTORS MUST
CHECK ALL
DIMENSIONS ON SITE
BEFORE STARTING
ANY WORK OR SHOP
DRAWINGS. FIGURED
DIMENSIONS TO TAKE
PRECEDENCE OVER
SCALE READINGS

ArchEng
studio
Ma Fiyajahaage, 1st floor, Male', Republic of Maldives
admin@archeng.biz

REVISION:

ARCHITECT: MOHAMED HAMEEN
ENGINEER: MOHAMED AHSAN
SERVICES ENG:
ESTIMATOR:
DRAWN BY: ASFAN AHMED

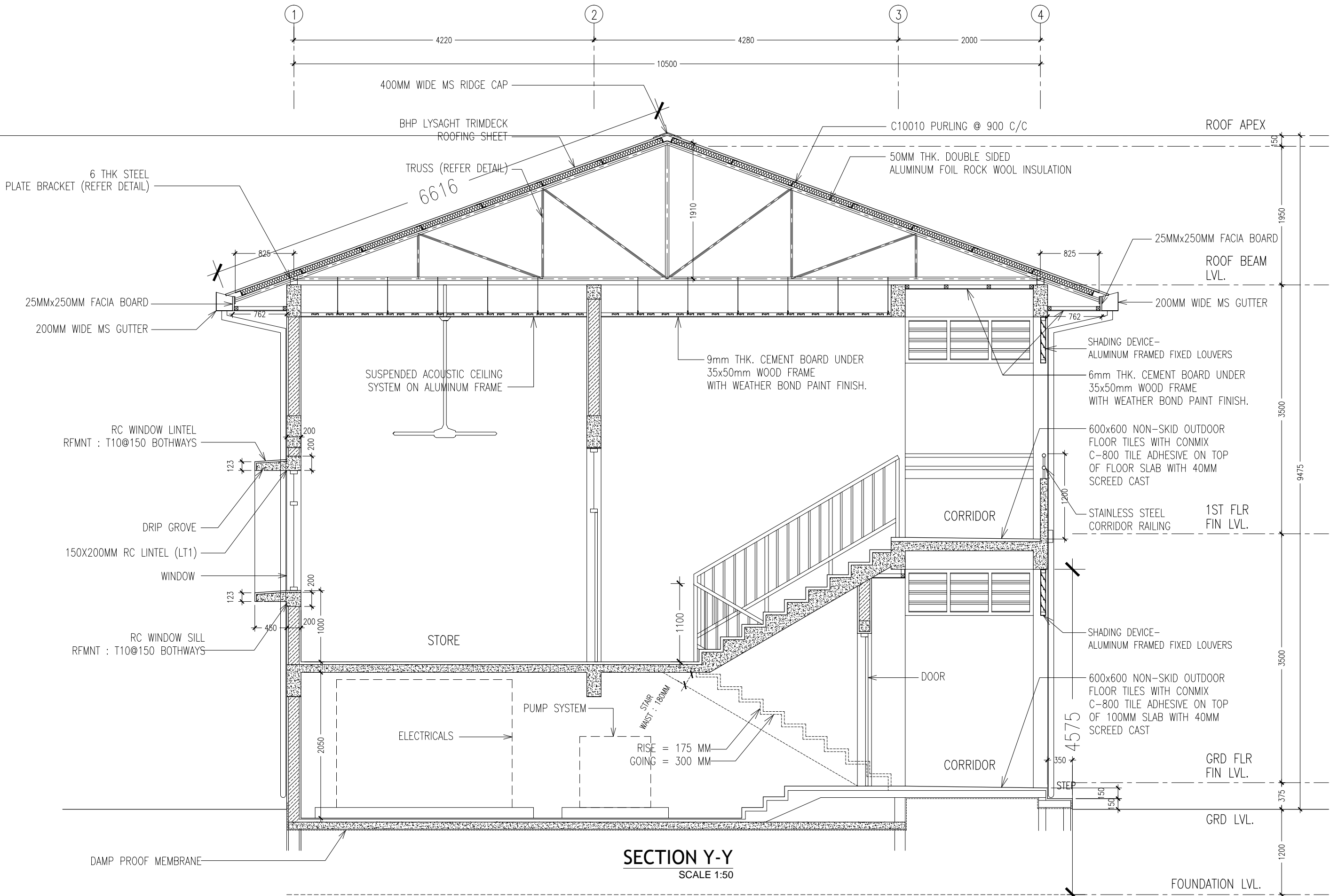
PROJECT: PROPOSED 06 CLASS ROOM BLOCK (02 STOREY)
LOCATION: -
DRAWING TITLE: AS GIVEN
CLIENT: MINISTRY OF EDUCATION
SCALE: AS GIVEN DIMENSION: MM DATE: JUNE 2015

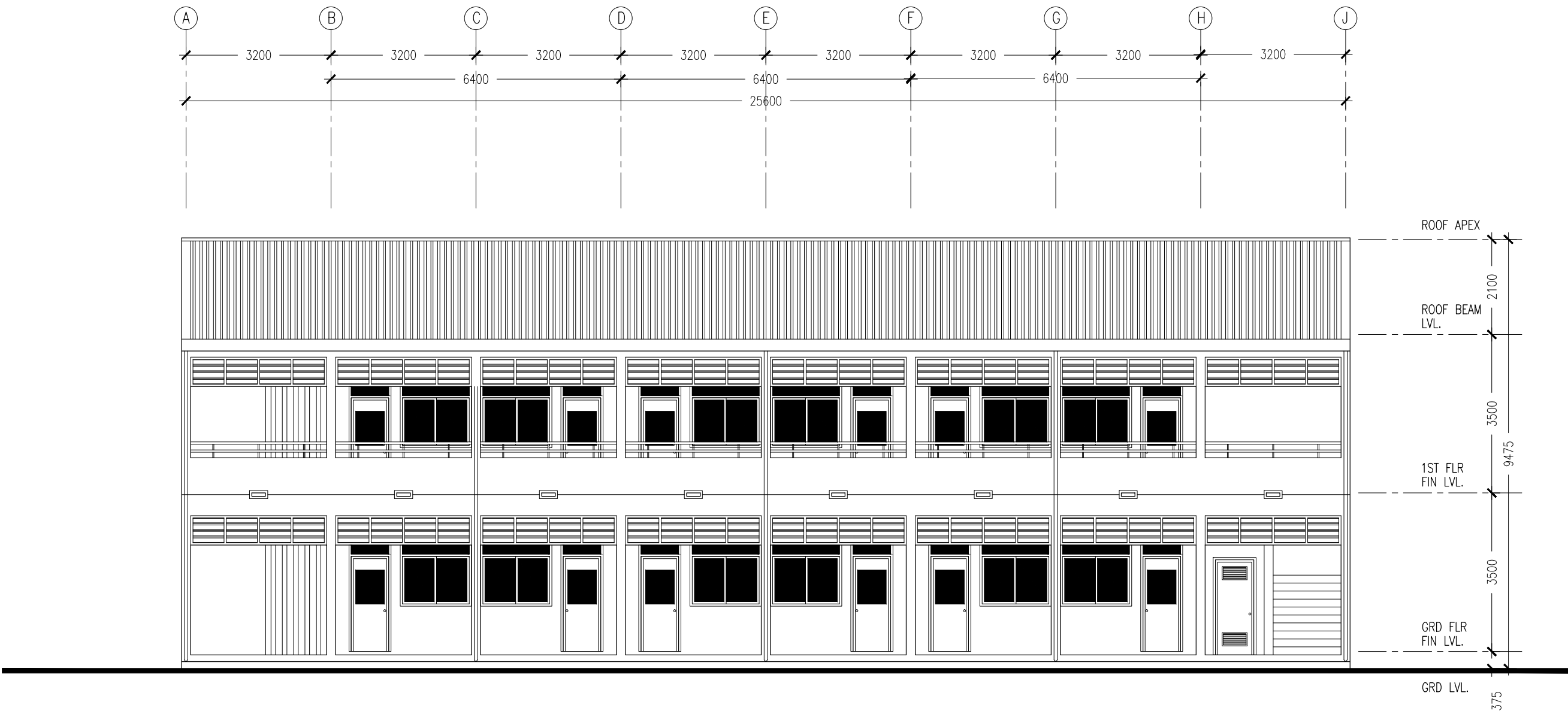
A-04

DWG NO

PROJECT NO.: 15-041

CONCEPT AND DESIGN IN THIS DRAWING ARE THE PROPERTIES OF ARCHENG STUDIO PVT LTD. UNAUTHORIZED USE OR REPRODUCTION OF PART OF THE DESIGN, DRAWINGS OR CONCEPT TO USE IN OTHER PROJECTS OR SITES OTHER THAN SPECIFIED ON THIS DRAWING IS PROHIBITED





ELEVATION - A
SCALE 1:100

CONTRACTORS MUST
CHECK ALL
DIMENSIONS ON SITE
BEFORE STARTING
ANY WORK OR SHOP
DRAWINGS. FIGURED
DIMENSIONS TO TAKE
PRECEDENCE OVER
SCALE READINGS



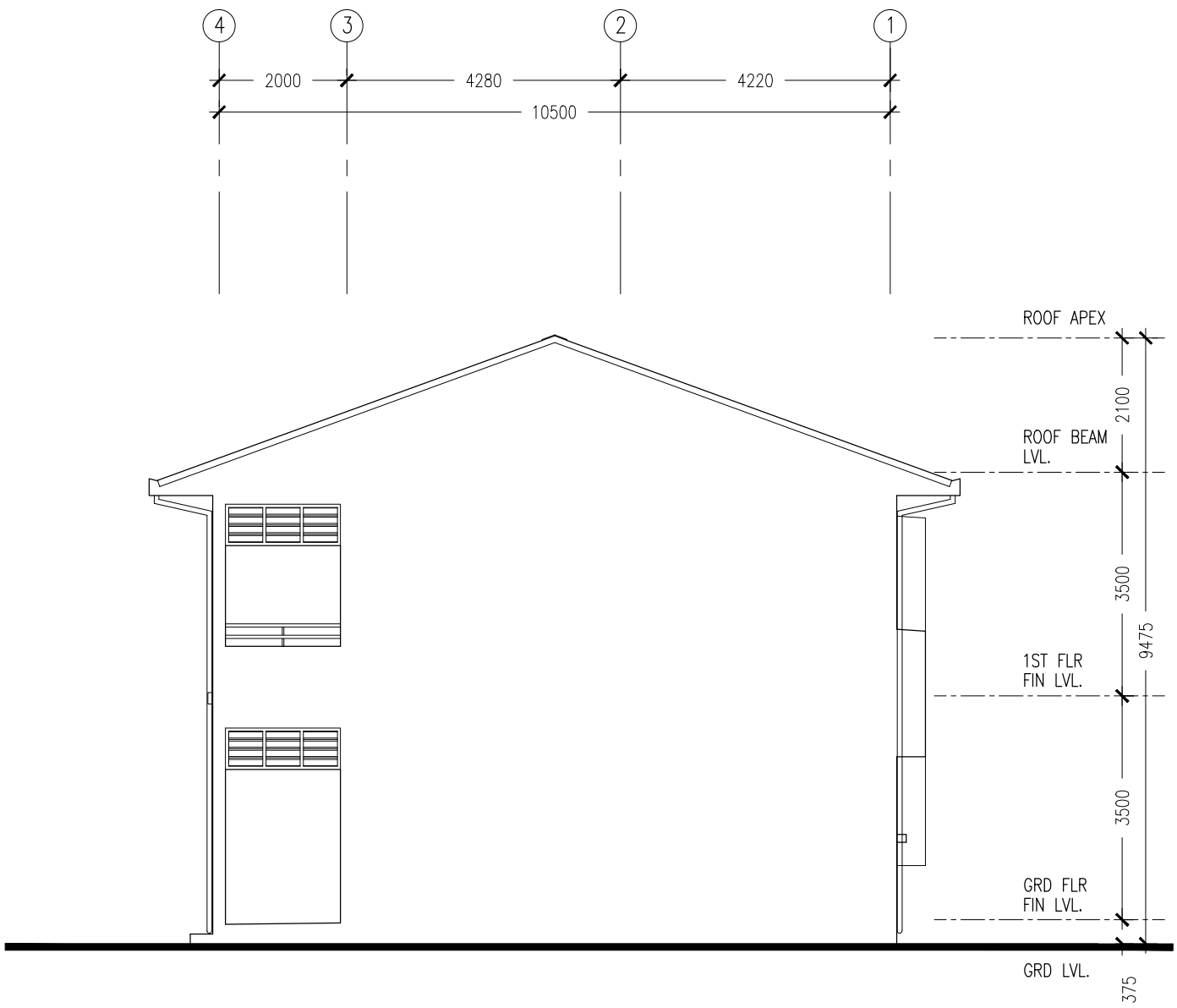
REVISION:

ARCHITECT: MOHAMED HAMEEN
ENGINEER: MOHAMED AHSAN
SERVICES ENG:
ESTIMATOR:
DRAWN BY: ASFAN AHMED

PROJECT: PROPOSED 06 CLASS ROOM BLOCK (02 STOREY)
LOCATION: -
DRAWING TITLE: AS GIVEN
CLIENT: MINISTRY OF EDUCATION
SCALE: AS GIVEN DIMENSION: MM DATE: JUNE 2015

A-06
DWG NO
PROJECT NO.: 15-041

CONCEPT AND DESIGN IN THIS DRAWING ARE THE PROPERTIES OF ARCHENG STUDIO PVT LTD. UNAUTHORIZED USE OR REPRODUCTION OF PART OF THE DESIGN DRAWINGS OR CONCEPT TO USE IN OTHER PROJECTS OR SITES OTHER THAN SPECIFIED ON THIS DRAWING IS PROHIBITED



ELEVATION - B
SCALE 1:100

CONTRACTORS MUST
CHECK ALL
DIMENSIONS ON SITE
BEFORE STARTING
ANY WORK OR SHOP
DRAWINGS.FIGURED
DIMENSIONS TO TAKE
PRECEDENCE OVER
SCALE READINGS



REVISION:

ARCHITECT:	MOHAMED HAMEEN
ENGINEER:	MOHAMED AHSAN
SERVICES ENG:	
ESTIMATOR:	
DRAWN BY:	ASFAN AHMED

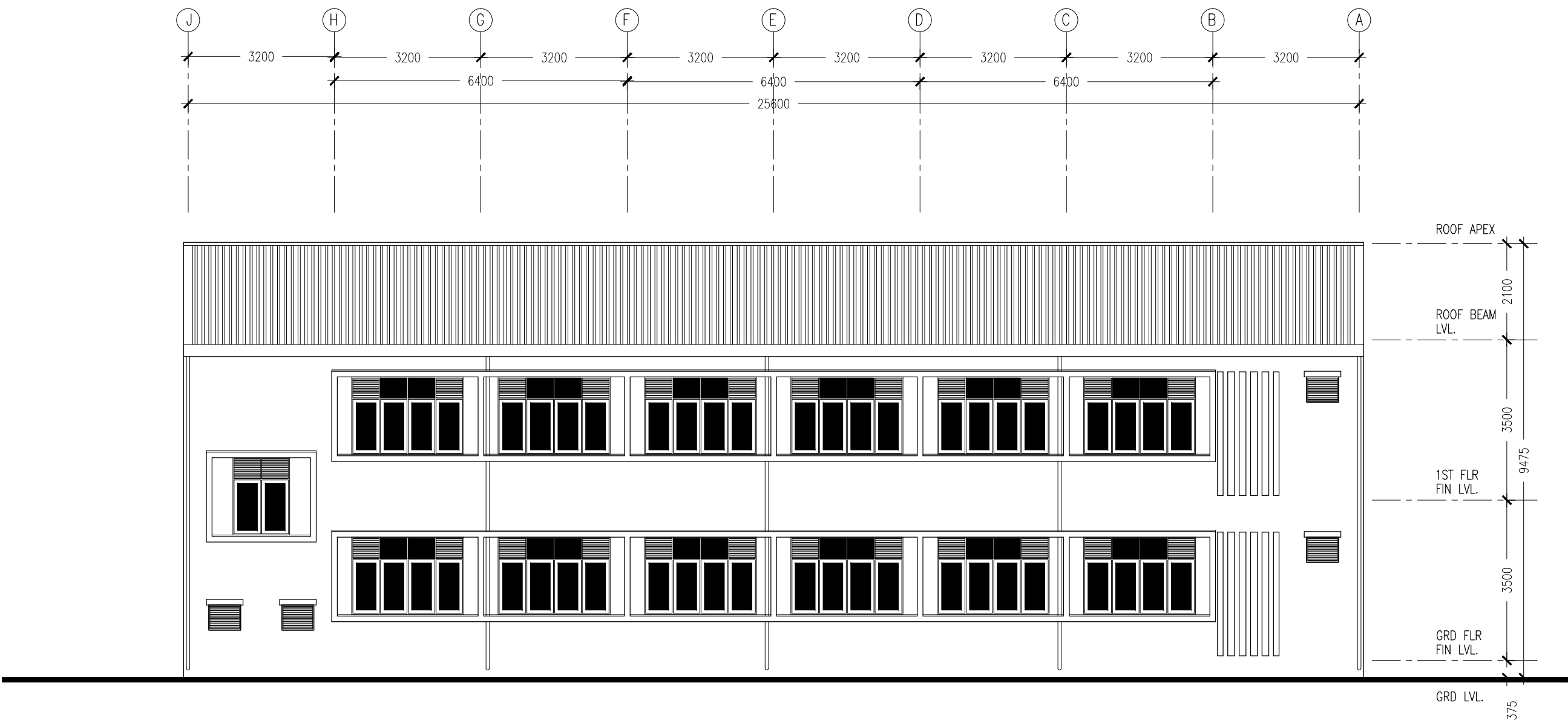
PROJECT:	PROPOSED 06 CLASS ROOM BLOCK (02 STOREY)		
LOCATION:	-		
DRAWING TITLE:	AS GIVEN		
CLIENT:	MINISTRY OF EDUCATION		
SCALE:	AS GIVEN	DIMENSION: MM	DATE: JUNE 2015

A-07

DWG NO

PROJECT NO.: 15-041

CONCEPT AND DESIGN IN THIS DRAWING ARE THE PROPERTIES OF ARCHENG STUDIO PVT LTD. UNAUTHORIZED USE OR REPRODUCTION OF PART OF THE DESIGN,DRAWINGS OR CONCEPT TO USE IN OTHER PROJECTS OR SITES OTHER THAN SPECIFIED ON THIS DRAWING IS PROHIBITED



ELEVATION - C
SCALE 1:100

CONTRACTORS MUST
CHECK ALL
DIMENSIONS ON SITE
BEFORE STARTING
ANY WORK OR SHOP
DRAWINGS, FIGURED
DIMENSIONS TO TAKE
PRECEDENCE OVER
SCALE READINGS



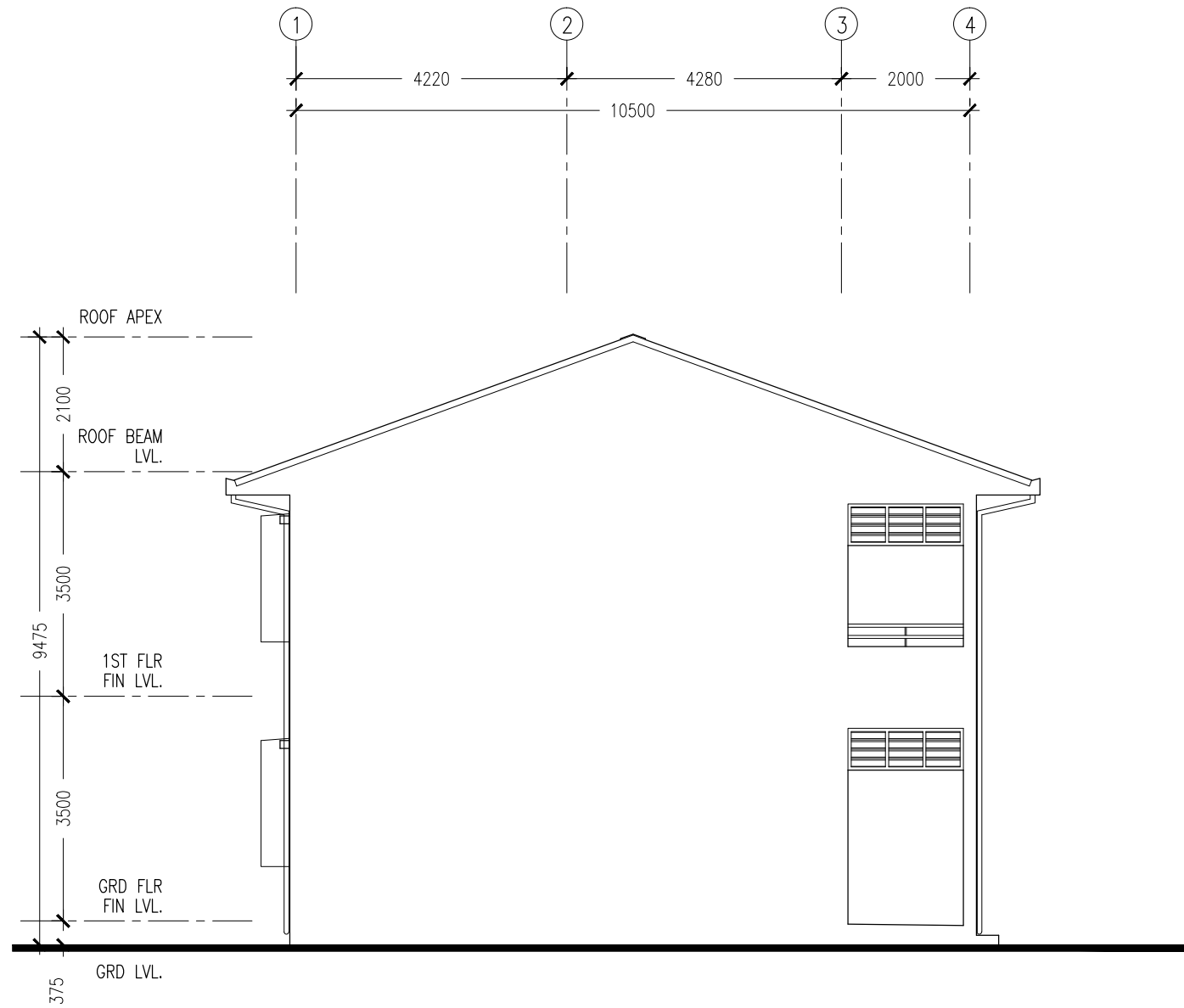
REVISION:	

ARCHITECT:	MOHAMED HAMEEN
ENGINEER:	MOHAMED AHSAN
SERVICES ENG:	
ESTIMATOR:	
DRAWN BY:	ASFAN AHMED

PROJECT:	PROPOSED 06 CLASS ROOM BLOCK (02 STOREY)		
LOCATION:	-		
DRAWING TITLE:	AS GIVEN		
CLIENT:	MINISTRY OF EDUCATION		
SCALE:	AS GIVEN	DIMENSION:	MM
		DATE:	JUNE 2015

A-08	DWG NO
	PROJECT NO.: 15-041

CONCEPT AND DESIGN IN THIS DRAWING ARE THE PROPERTIES OF ARCHENG STUDIO PVT LTD. UNAUTHORIZED USE OR REPRODUCTION OF PART OF THE DESIGN, DRAWINGS OR CONCEPT TO USE IN OTHER PROJECTS OR SITES OTHER THAN SPECIFIED ON THIS DRAWING IS PROHIBITED



ELEVATION - B
SCALE 1:100

CONTRACTORS MUST
CHECK ALL
DIMENSIONS ON SITE
BEFORE STARTING
ANY WORK OR SHOP
DRAWINGS. FIGURED
DIMENSIONS TO TAKE
PRECEDENCE OVER
SCALE READINGS



REVISION:

ARCHITECT: MOHAMED HAMEEN
ENGINEER: MOHAMED AHSAN
SERVICES ENG:
ESTIMATOR:
DRAWN BY: ASFAN AHMED

PROJECT: PROPOSED 06 CLASS ROOM BLOCK (02 STOREY)
LOCATION: -
DRAWING TITLE: AS GIVEN
CLIENT: MINISTRY OF EDUCATION
SCALE: AS GIVEN | DIMENSION: MM | DATE: JUNE 2015

A-09

DWG NO

PROJECT NO.: 15-041

CONCEPT AND DESIGN IN THIS DRAWING ARE THE PROPERTIES OF ARCHENG STUDIO PVT LTD. UNAUTHORIZED USE OR REPRODUCTION OF PART OF THE DESIGN, DRAWINGS OR CONCEPT TO USE IN OTHER PROJECTS OR SITES OTHER THAN SPECIFIED ON THIS DRAWING IS PROHIBITED

ELEVATIONS :						
DR / WD NO.	D1	D2	D3	W1	W2	W3
DESCRIPTION :	40MM THICK OPENABLE SOLID TIMBER DOOR PANEL	40MM THICK OPENABLE SOLID TIMBER DOOR PANEL	40MM THICK OPENABLE SOLID TIMBER DOOR PANEL	ALUMINUM FRAMED WINDOW PANEL	ALUMINUM FRAMED SLIDING WINDOW PANEL	ALUMINUM FRAMED WINDOW PANEL
FRAME :	120MM TIMBER FRAME	120MM TIMBER FRAME	120MM TIMBER FRAME	80 MICRON WHITE POWDER COATED ALUMINIUM FRAME	80 MICRON WHITE POWDER COATED ALUMINIUM FRAME	80 MICRON WHITE POWDER COATED ALUMINIUM FRAME
HARDWARE :	DOOR CLOSER CYLINDRICAL LOCK BUTT HINGE STOPPER HOLDER	DOOR CLOSER CYLINDRICAL LOCK BUTT HINGE STOPPER HOLDER	DOOR CLOSER CYLINDRICAL LOCK BUTT HINGE STOPPER HOLDER			
GLAZING :	C-6MM ALL FIXED PANELS TO BE DOUBLE GLAZED			C-6MM THICK BLUE TINTED GLASS	C-6MM THICK BLUE TINTED GLASS ALL FIXED PANELS TO BE DOUBLE GLAZED	C-6MM THICK BLUE TINTED GLASS

ELEVATIONS :			
DR / WD NO.	W4	SHADING DEVICE (FRONT) TYPE-1	SHADING DEVICE (SIDE) TYPE-2
DESCRIPTION :	ALUMINUM FRAMED FIXED LOUVRE WINDOW PANEL	ALUMINUM FRAMED FIXED LOUVRE WINDOW PANEL	ALUMINUM FRAMED FIXED LOUVRE WINDOW PANEL
FRAME :	80 MICRON WHITE POWDER COATED ALUMINIUM FRAME	80 MICRON WHITE POWDER COATED ALUMINIUM FRAME	80 MICRON WHITE POWDER COATED ALUMINIUM FRAME
HARDWARE :		(REFER ELEVATIONS FOR LOCATION)	(REFER ELEVATIONS FOR LOCATION)
GLAZING :			

GENERAL NOTES:

SHOP DRAWINGS FOR ALL DOORS AND WINDOWS SHALL BE PROVIDED SHOWING LOCATION AND TYPE OF IRONMONGERIES

ALL DIMENSIONS TO BE CHECKED ON SITE PRIOR TO FABRICATION

ALL TIMBER FOR WOODEN DOORS SHALL BE TREATED FOR THE USE IN INDOORS.

FG : FIXED GLASS
FTL : FIXED TIMBER LOUVERS
FAL : FIXED ALUMINUM LOUVERS

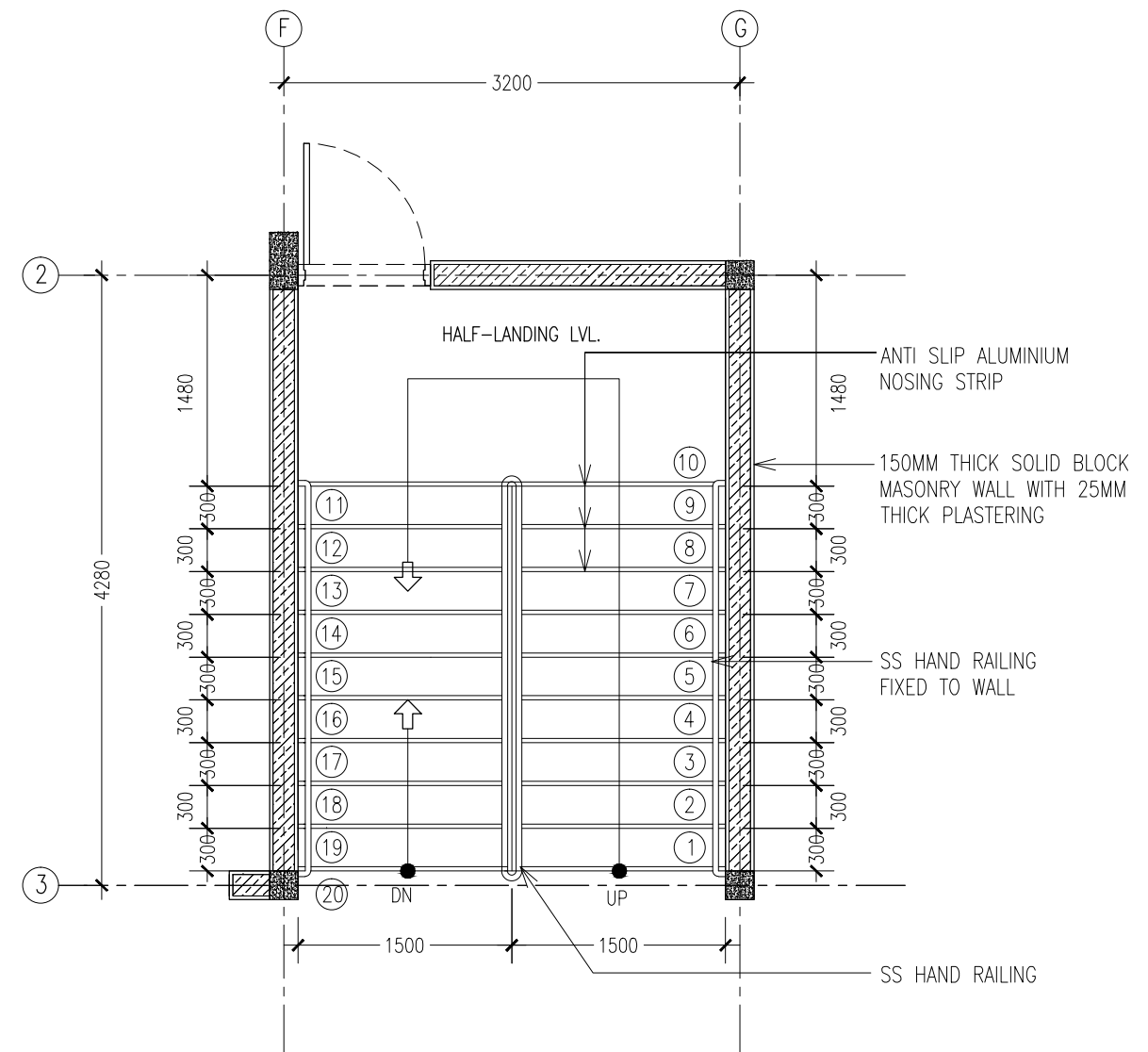
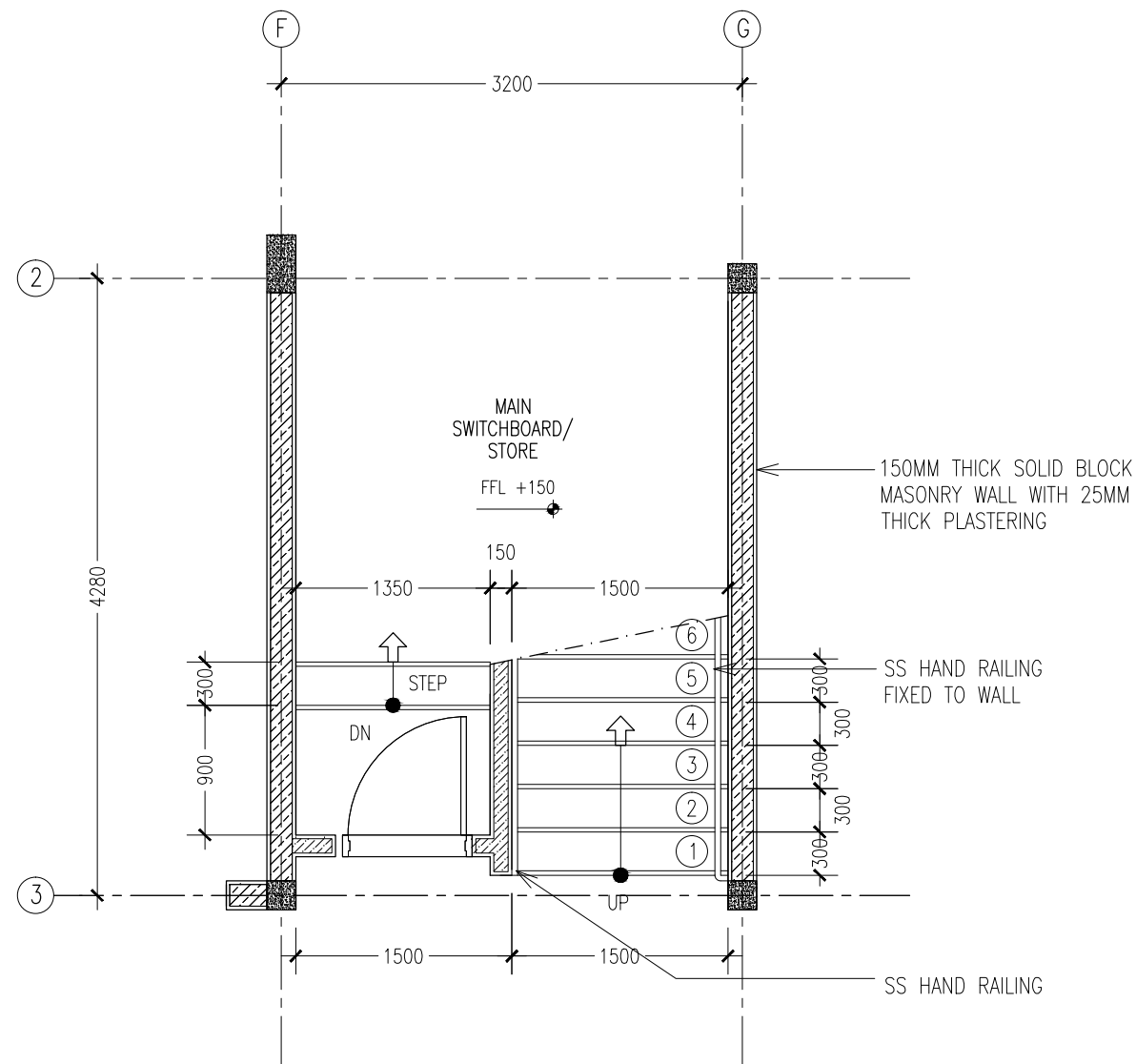
DOOR / WINDOW SCHEDULE

SCALE 1:50

CONTRACTORS MUST
CHECK ALL
DIMENSIONS ON SITE
BEFORE STARTING
ANY WORK OR SHOP
DRAWINGS. FIGURED
DIMENSIONS TO TAKE
PRECEDENCE OVER
SCALE READINGS

ArchEng
s t u d i o
Ma Fiyajahaage, 1st floor, Male', Republic of Maldives
admin@archeng.biz

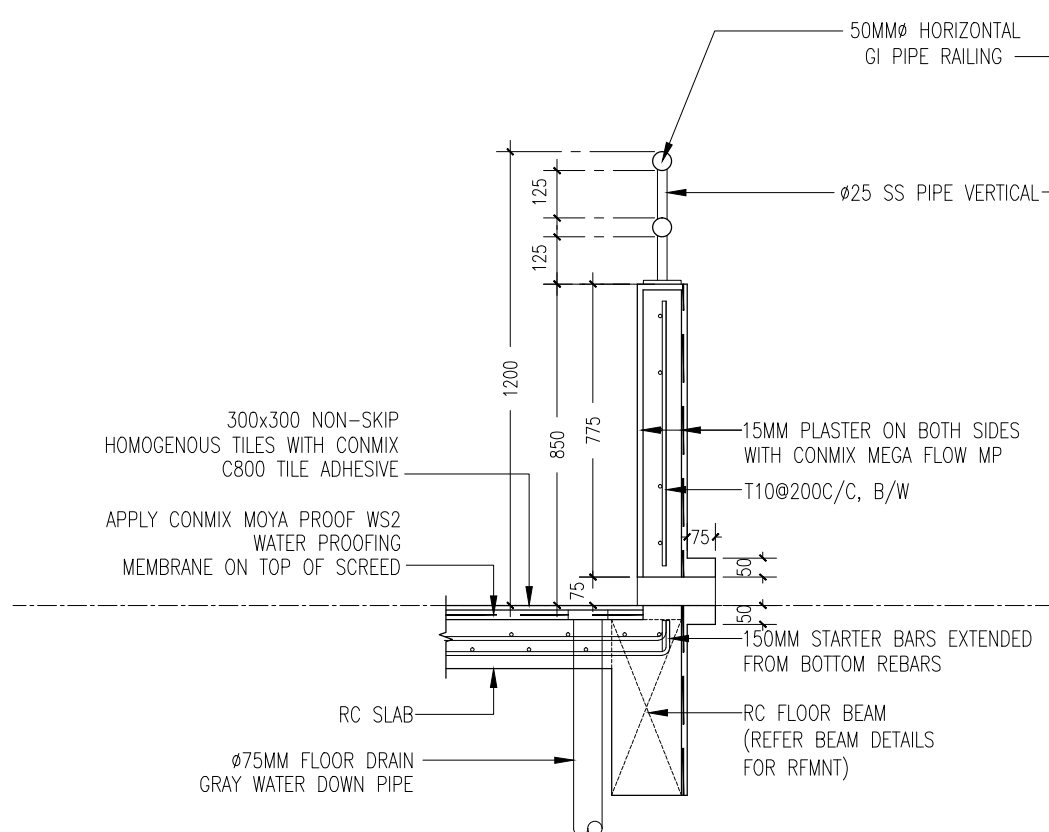
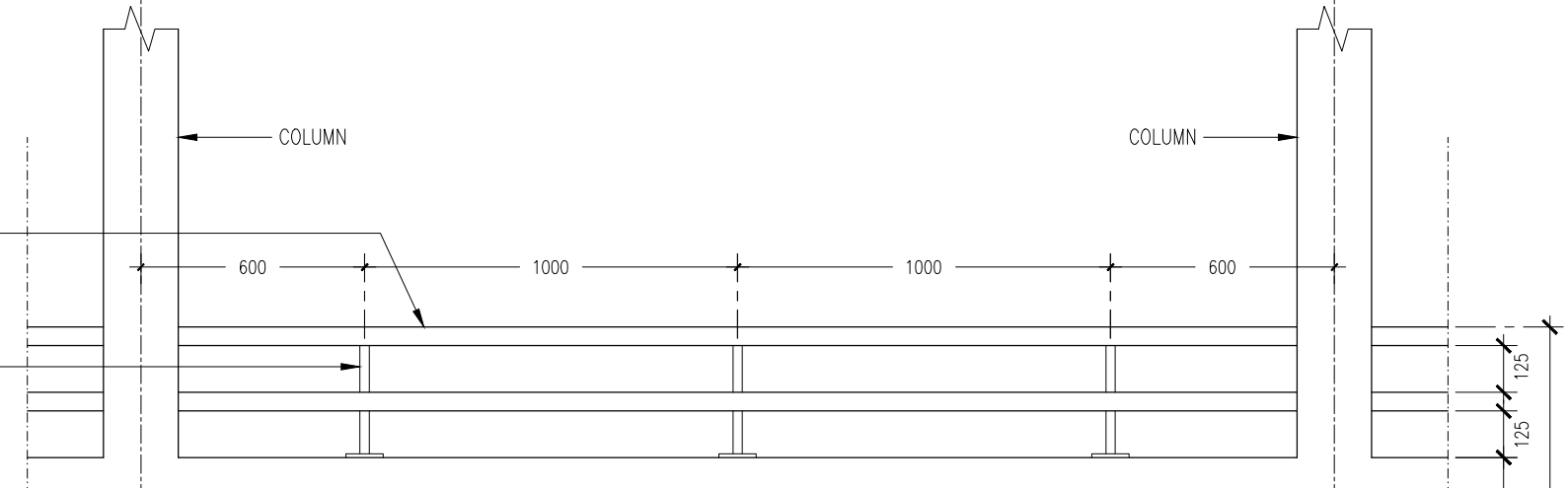
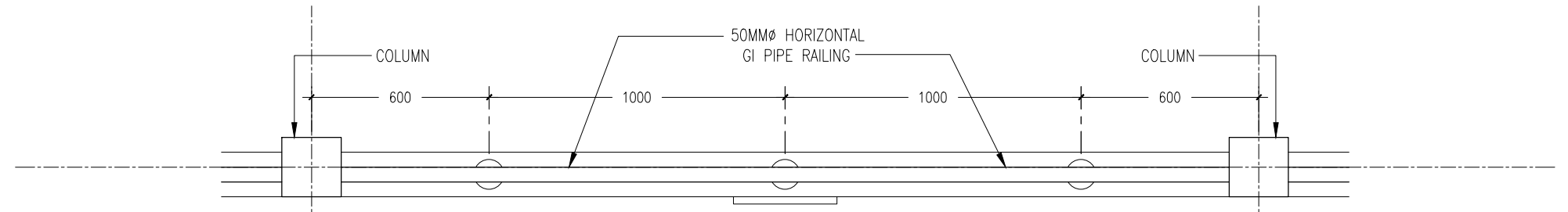
REVISION:	ARCHITECT: MOHAMED HAMEEN	PROJECT: PROPOSED 06 CLASS ROOM BLOCK (02 STOREY)	A-10
	ENGINEER: MOHAMED AHSAN	LOCATION: -	
	SERVICES ENG:	DRAWING TITLE: AS GIVEN	
	ESTIMATOR:	CLIENT: MINISTRY OF EDUCATION	
	DRAWN BY: ASFAN AHMED	SCALE: AS GIVEN DIMENSION: MM DATE: JUNE 2015	
CONCEPT AND DESIGN IN THIS DRAWING ARE THE PROPERTIES OF ARCHENG STUDIO PVT LTD. UNAUTHORIZED USE OR REPRODUCTION OF PART OF THE DESIGN DRAWINGS OR CONCEPT TO USE IN OTHER PROJECTS OR SITES OTHER THAN SPECIFIED ON THIS DRAWING IS PROHIBITED			PROJECT NO.: 15-041



CONTRACTORS MUST
CHECK ALL
DIMENSIONS ON SITE
BEFORE STARTING
ANY WORK OR SHOP
DRAWINGS, FIGURED
DIMENSIONS TO TAKE
PRECEDENCE OVER
SCALE READINGS



REVISION:	ARCHITECT: MOHAMED HAMEEN	PROJECT: PROPOSED 06 CLASS ROOM BLOCK (02 STOREY)	<div style="text-align: center; font-size: 48px; font-weight: bold;">A-11</div>
	ENGINEER: MOHAMED AHSAN	LOCATION: -	
	SERVICES ENG:	DRAWING TITLE: AS GIVEN	
	ESTIMATOR:	CLIENT: MINISTRY OF EDUCATION	
	DRAWN BY: ASFAN AHMED	SCALE: AS GIVEN DIMENSION: MM DATE: JUNE 2015	
CONCEPT AND DESIGN IN THIS DRAWING ARE THE PROPERTIES OF ARCHENG STUDIO PVT LTD. UNAUTHORIZED USE OR REPRODUCTION OF PART OF THE DESIGN DRAWINGS OR CONCEPT TO USE IN OTHER PROJECTS OR SITES OTHER THAN SPECIFIED ON THIS DRAWING IS PROHIBITED			DWG NO
			PROJECT NO.: 15-041



TYPICAL BALCONY PARAPET WALL

SCALE 1:20

CONTRACTORS MUST
CHECK ALL
DIMENSIONS ON SITE
BEFORE STARTING
ANY WORK OR SHOP
DRAWINGS, FIGURED
DIMENSIONS TO TAKE
PRECEDENCE OVER
SCALE READINGS

ArchEng
studio
Ma Fiyajahaage, 1st floor, Male', Republic of Maldives
admin@archeng.biz

REVISION:

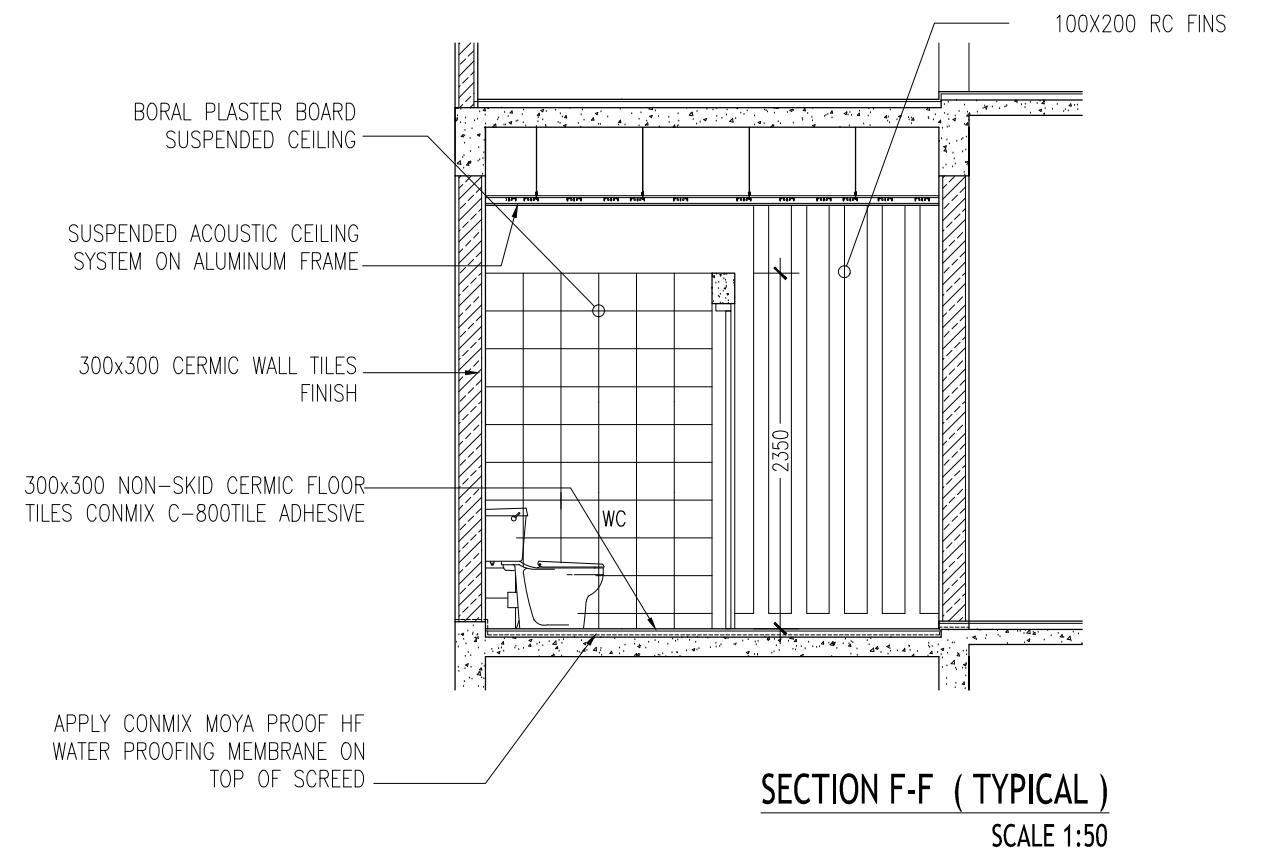
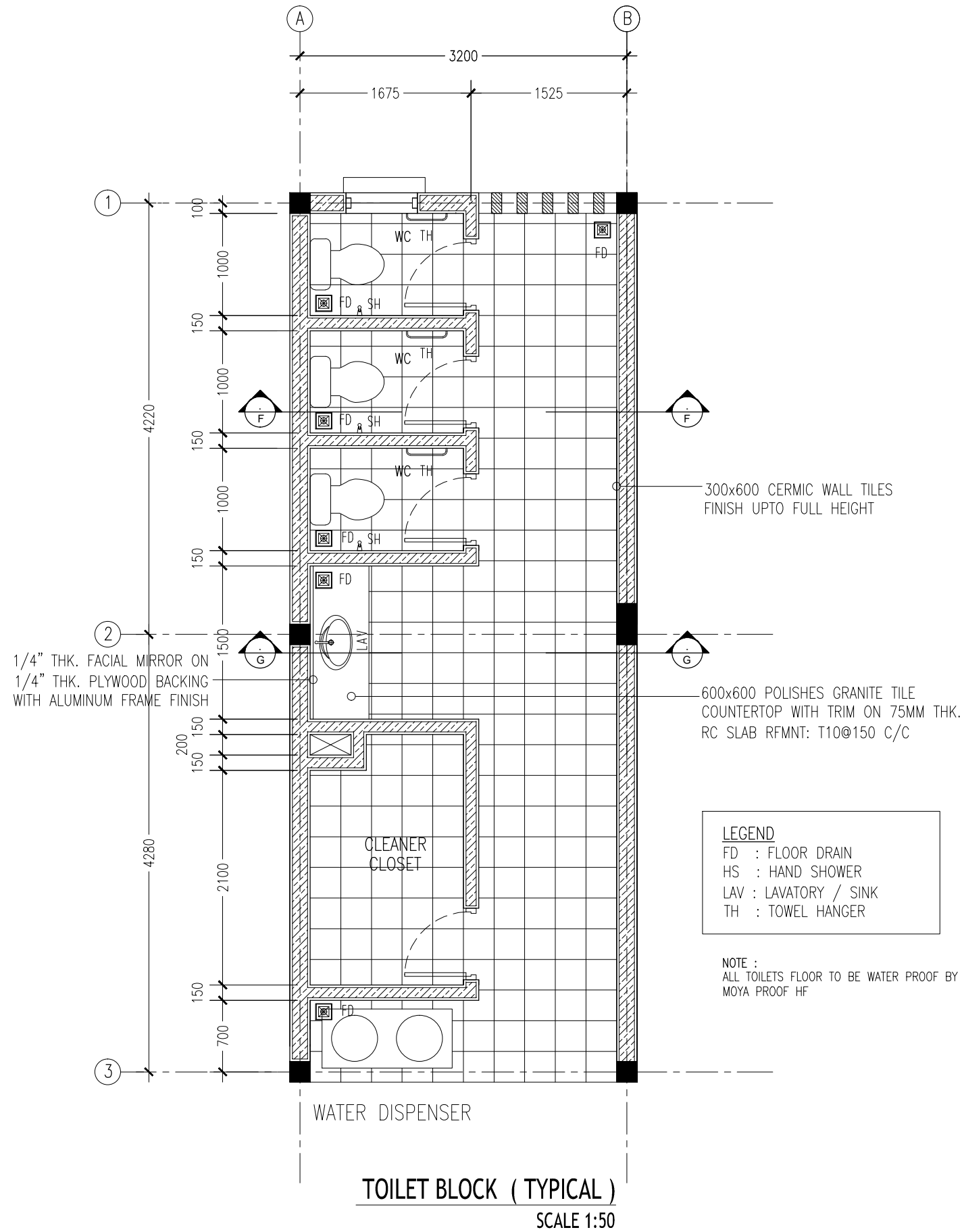
ARCHITECT: MOHAMED HAMEEN
ENGINEER: MOHAMED AHSAN
SERVICES ENG:
ESTIMATOR:
DRAWN BY: ASFAN AHMED

PROJECT: PROPOSED 06 CLASS ROOM BLOCK (02 STOREY)
LOCATION: -
DRAWING TITLE: AS GIVEN
CLIENT: MINISTRY OF EDUCATION
SCALE: AS GIVEN
DIMENSION: MM
DATE: JUNE 2015

A-12

DWG NO
PROJECT NO.: 15-041

CONCEPT AND DESIGN IN THIS DRAWING ARE THE PROPERTIES OF ARCHENG STUDIO PVT LTD. UNAUTHORIZED USE OR REPRODUCTION OF PART OF THE DESIGN, DRAWINGS OR CONCEPT TO USE IN OTHER PROJECTS OR SITES OTHER THAN SPECIFIED ON THIS DRAWING IS PROHIBITED



CONTRACTORS MUST
CHECK ALL
DIMENSIONS ON SITE
BEFORE STARTING
ANY WORK OR SHOP
DRAWINGS. FIGURED
DIMENSIONS TO TAKE
PRECEDENCE OVER
SCALE READINGS

ArchEng
studio

Ma Fiyajahaage, 1st floor, Male', Republic of Maldives
admin@archeng.biz

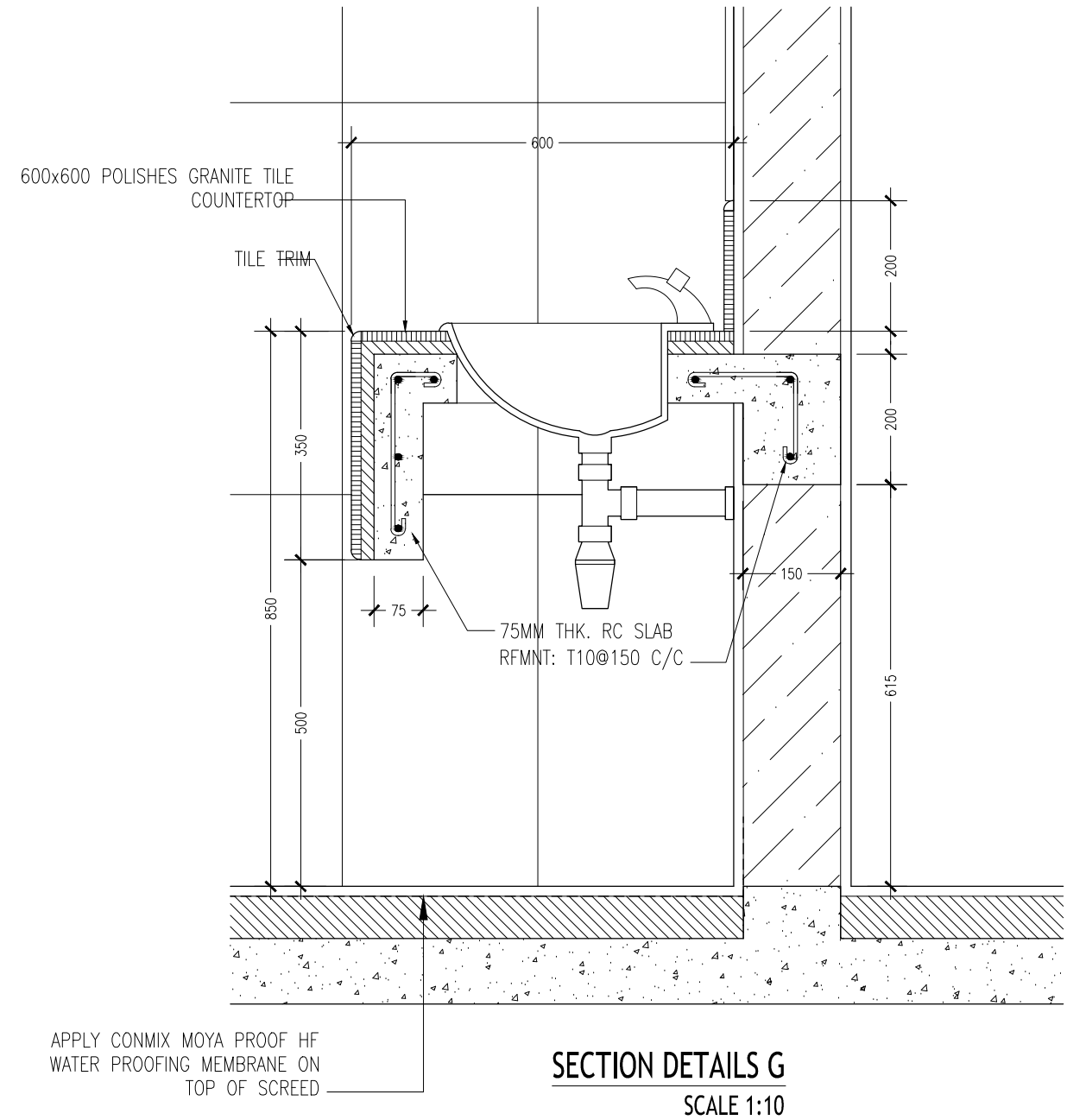
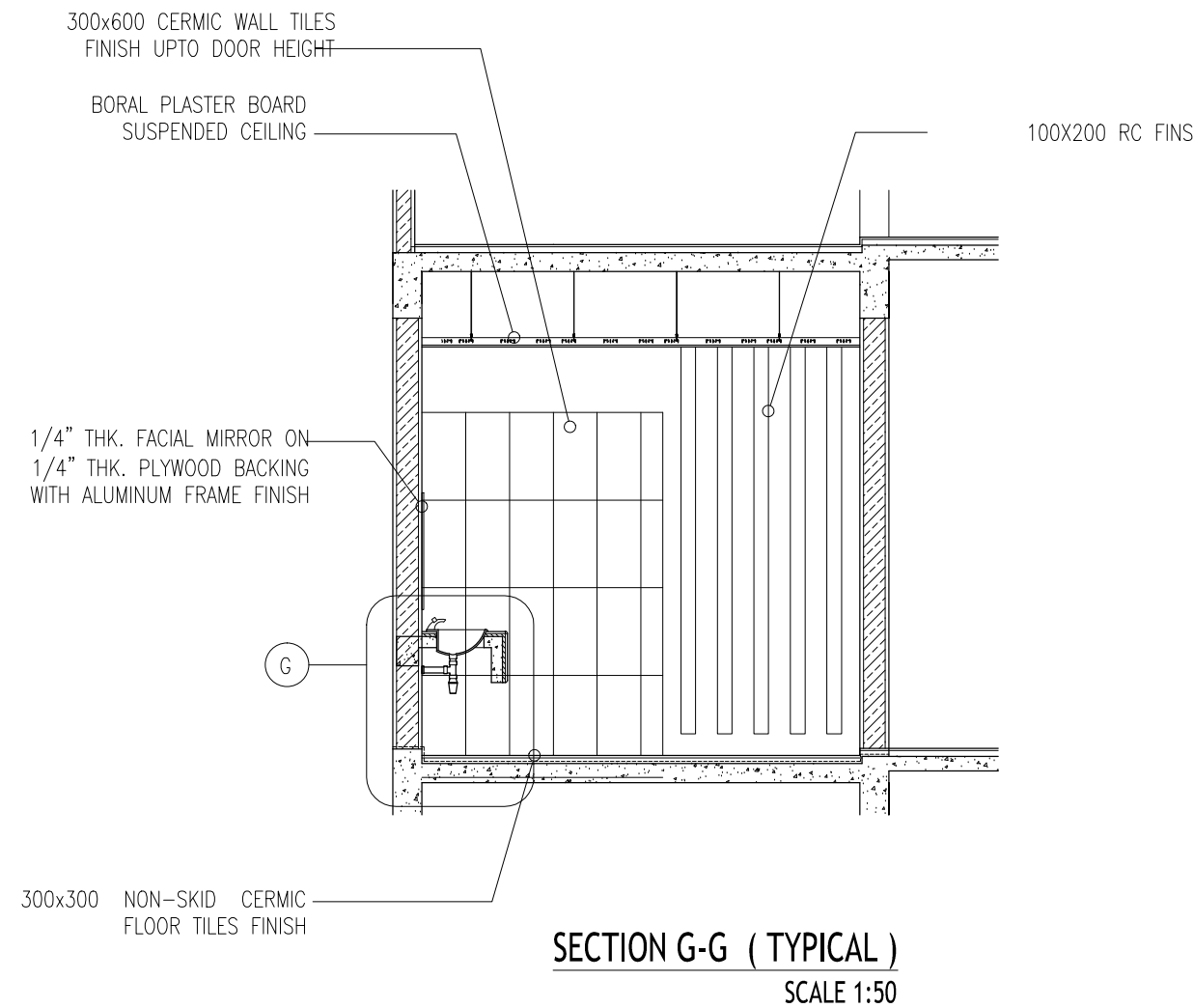
REVISION:

ARCHITECT: MOHAMED HAMEEN
ENGINEER: MOHAMED AHSAN
SERVICES ENG:
ESTIMATOR:
DRAWN BY: ASFAN AHMED

PROJECT:	PROPOSED 06 CLASS ROOM BLOCK (02 STOREY)		
LOCATION:	-		
DRAWING TITLE:	AS GIVEN		
CLIENT:	MINISTRY OF EDUCATION		
SCALE:	AS GIVEN	DIMENSION: MM	DATE: JUNE 2015
DWG NO			PROJECT NO.: 15-041

A-13

CONCEPT AND DESIGN IN THIS DRAWING ARE THE PROPERTIES OF ARCHENG STUDIO PVT LTD. UNAUTHORIZED USE OR REPRODUCTION OF PART OF THE DESIGN, DRAWINGS OR CONCEPT TO USE IN OTHER PROJECTS OR SITES OTHER THAN SPECIFIED ON THIS DRAWING IS PROHIBITED

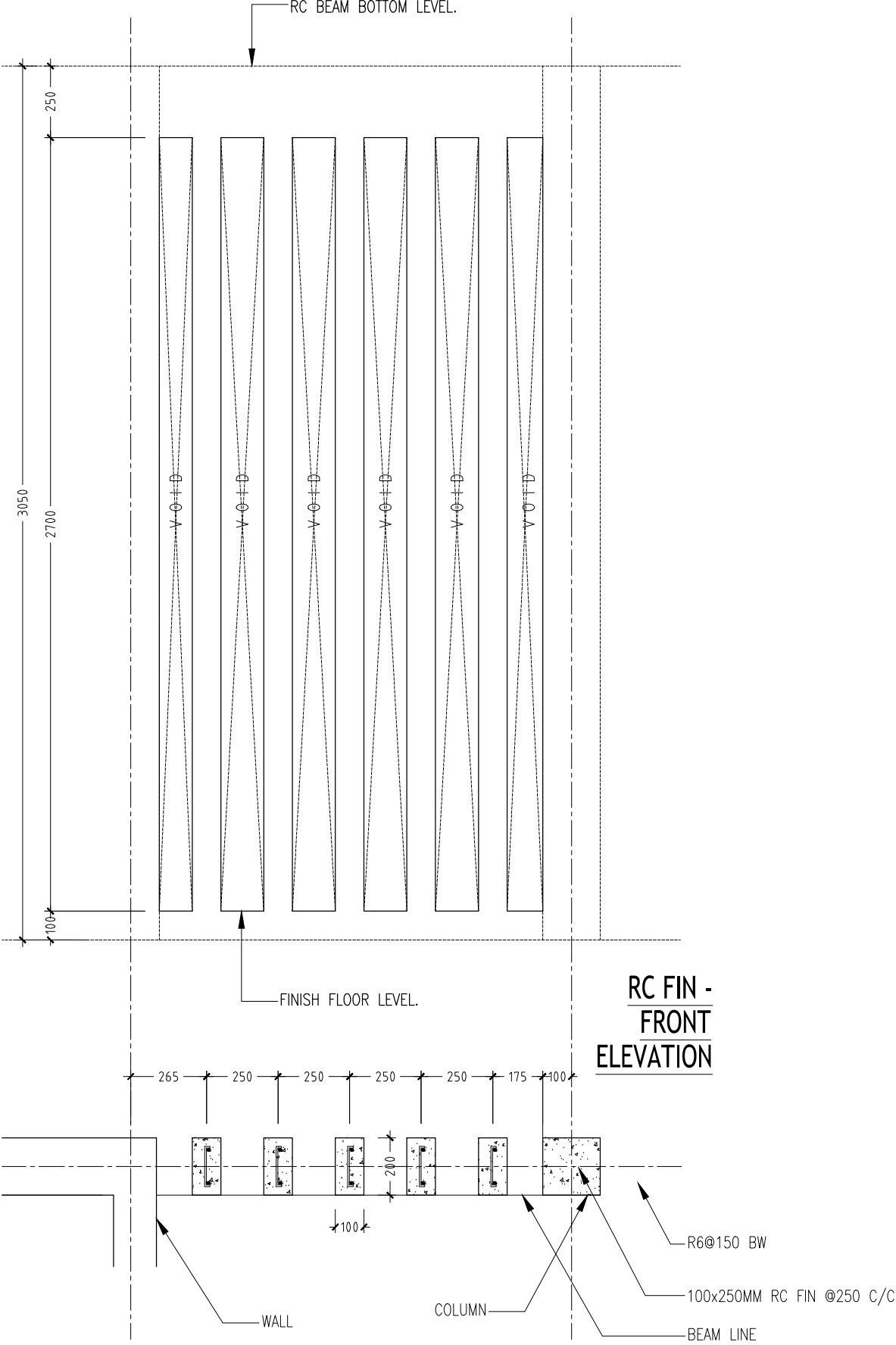


CONTRACTORS MUST
CHECK ALL
DIMENSIONS ON SITE
BEFORE STARTING
ANY WORK OR SHOP
DRAWINGS FIGURED
DIMENSIONS TO TAKE
PRECEDENCE OVER
SCALE READINGS

ArchEng
studio

Ma Fiyajahaage, 1st floor, Male, Republic of Maldives
admin@archeng.biz

REVISION:	ARCHITECT: MOHAMED HAMEEN	PROJECT: PROPOSED 06 CLASS ROOM BLOCK (02 STOREY)	A-14
	ENGINEER: MOHAMED AHSAN	LOCATION: -	
	SERVICES ENG:	DRAWING TITLE: AS GIVEN	
	ESTIMATOR:	CLIENT: MINISTRY OF EDUCATION	
	DRAWN BY: ASFAN AHMED	SCALE: AS GIVEN DIMENSION: MM DATE: JUNE 2015	
CONCEPT AND DESIGN IN THIS DRAWING ARE THE PROPERTIES OF ARCHENGO STUDIO PVT.LTD. UNAUTHORIZED USE OR REPRODUCTION OF PART OF THE DESIGN DRAWINGS OR CONCEPT TO USE IN OTHER PROJECTS OR SITES OTHER THAN SPECIFIED ON THIS DRAWING IS PROHIBITED			
			DWG NO
			PROJECT NO.: 15-041



RC FIN -
FRONT
ELEVATION

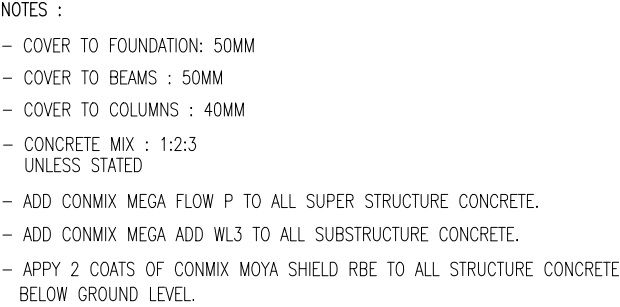
RC FIN DETAILS
SCALE 1:20

CONTRACTORS MUST
CHECK ALL
DIMENSIONS ON SITE
BEFORE STARTING
ANY WORK OR SHOP
DRAWINGS. FIGURED
DIMENSIONS TO TAKE
PRECEDENCE OVER
SCALE READINGS



REVISION:	ARCHITECT:	MOHAMED HAMEEN	PROJECT:	PROPOSED 06 CLASS ROOM BLOCK (02 STOREY)			A-15	
	ENGINEER:	MOHAMED AHSAN	LOCATION:	-				
	SERVICES ENG:		DRAWING TITLE:	AS GIVEN				
	ESTIMATOR:		CLIENT:	MINISTRY OF EDUCATION				
	DRAWN BY:	ASFAN AHMED	SCALE:	AS GIVEN	DIMENSION:	MM		DATE:
CONCEPT AND DESIGN IN THIS DRAWING ARE THE PROPERTIES OF ARCHENO STUDIO PVT LTD. UNAUTHORIZED USE OR REPRODUCTION OF PART OF THE DESIGN DRAWINGS OR CONCEPT TO USE IN OTHER PROJECTS OR SITES OTHER THAN SPECIFIED ON THIS DRAWING IS PROHIBITED								DWG NO
								PROJECT NO.: 15-041

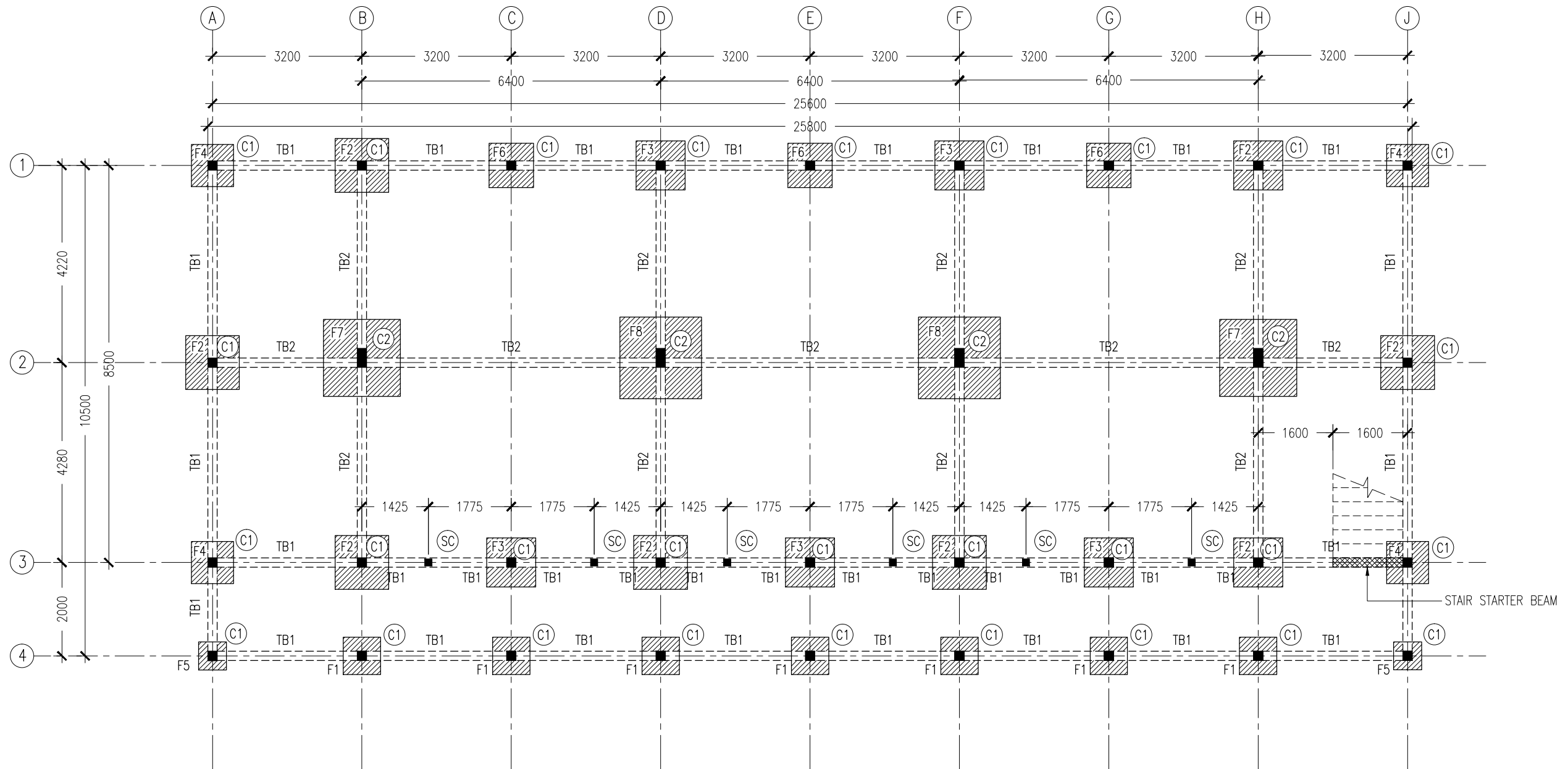
CONCEPT AND DESIGN IN THIS DRAWING ARE THE PROPERTIES OF ARCHENG STUDIO PVT LTD. UNAUTHORIZED USE OR REPRODUCTION OF PART OF THE DESIGN, DRAWINGS OR CONCEPT TO USE IN OTHER PROJECTS OR SITES OTHER THAN SPECIFIED ON THIS DRAWING IS PROHIBITED



SCALE 1:100

ArchEng
studio
Ma Fiyajhaage, 1st floor, Male', Republic of Maldives
admin@archeng.biz

REVISION:	ARCHITECT: MOHAMED HAMEEN	PROJECT: PROPOSED 06 CLASS ROOM BLOCK (02 STOREY)	<div>S-01</div>
	ENGINEER: MOHAMED AHSAN	LOCATION: -	
	SERVICES ENG:	DRAWING TITLE: AS GIVEN	
	ESTIMATOR:	CLIENT: MINISTRY OF EDUCATION	
	DRAWN BY: ASFAN AHMED	SCALE: AS GIVEN	
		DIMENSION: MM	DATE: JUNE 2015
PROJECT NO.: 15-041			
CONCEPT AND DESIGN IN THIS DRAWING ARE THE PROPERTIES OF ARCHENG STUDIO PVT LTD. UNAUTHORIZED USE OR REPRODUCTION OF PART OF THE DESIGN, DRAWINGS OR CONCEPT TO USE IN OTHER PROJECTS OR SITES OTHER THAN SPECIFIED ON THIS DRAWING IS PROHIBITED			



NOTES :

- COVER TO FOUNDATION: 50MM
- COVER TO BEAMS : 50MM
- COVER TO COLUMNS : 40MM
- CONCRETE MIX : 1:2:3
UNLESS STATED
- ADD CONMIX MEGA FLOW P TO ALL SUPER STRUCTURE CONCRETE.
- ADD CONMIX MEGA ADD WL3 TO ALL SUBSTRUCTURE CONCRETE.
- APPY 2 COATS OF CONMIX MOYA SHIELD RBE TO ALL STRUCTURE CONCRETE
BELOW GROUND LEVEL.

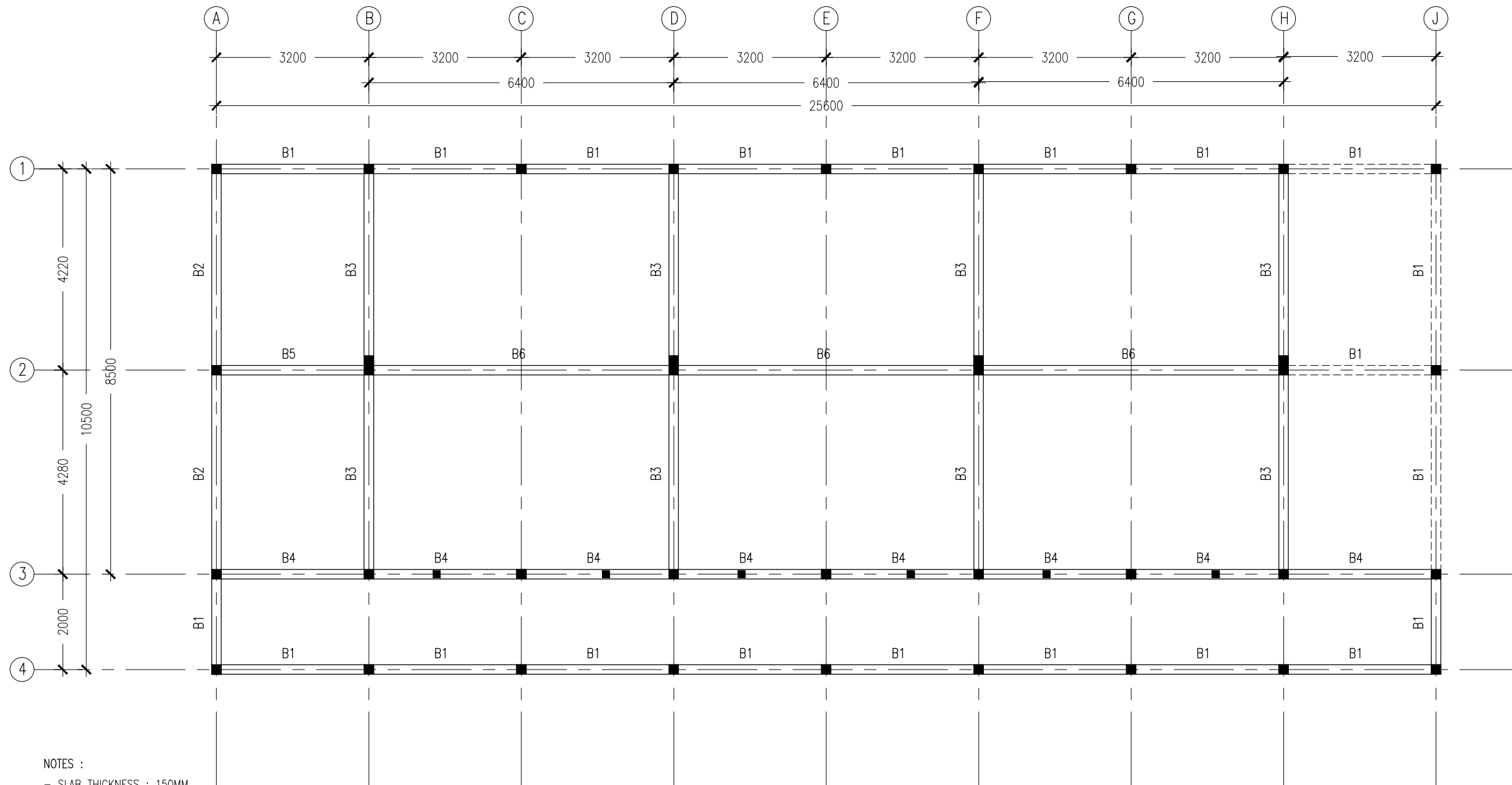
FOUNDATION LAYOUT PLAN

SCALE 1:100

CONTRACTORS MUST
CHECK ALL
DIMENSIONS ON SITE
BEFORE STARTING
ANY WORK OR SHOP
DRAWINGS, FIGURED
DIMENSIONS TO TAKE
PRECEDENCE OVER
SCALE READINGS

ArchEng
studio
Ma Fiyajahaage, 1st floor, Male, Republic of Maldives
admin@archeng.biz

REVISION:	ARCHITECT: MOHAMED HAMEEN	PROJECT: PROPOSED 06 CLASS ROOM BLOCK (02 STOREY)	S-02
	ENGINEER: MOHAMED AHSAN	LOCATION: -	
	SERVICES ENG:	DRAWING TITLE: AS GIVEN	
	ESTIMATOR:	CLIENT: MINISTRY OF EDUCATION	
	DRAWN BY: ASFAN AHMED	SCALE: AS GIVEN DIMENSION: MM DATE: JUNE 2015	
CONCEPT AND DESIGN IN THIS DRAWING ARE THE PROPERTIES OF ARCHENG STUDIO PVT LTD. UNAUTHORIZED USE OR REPRODUCTION OF PART OF THE DESIGN, DRAWINGS OR CONCEPT TO USE IN OTHER PROJECTS OR SITES OTHER THAN SPECIFIED ON THIS DRAWING IS PROHIBITED			DWG NO
			PROJECT NO.: 15-041



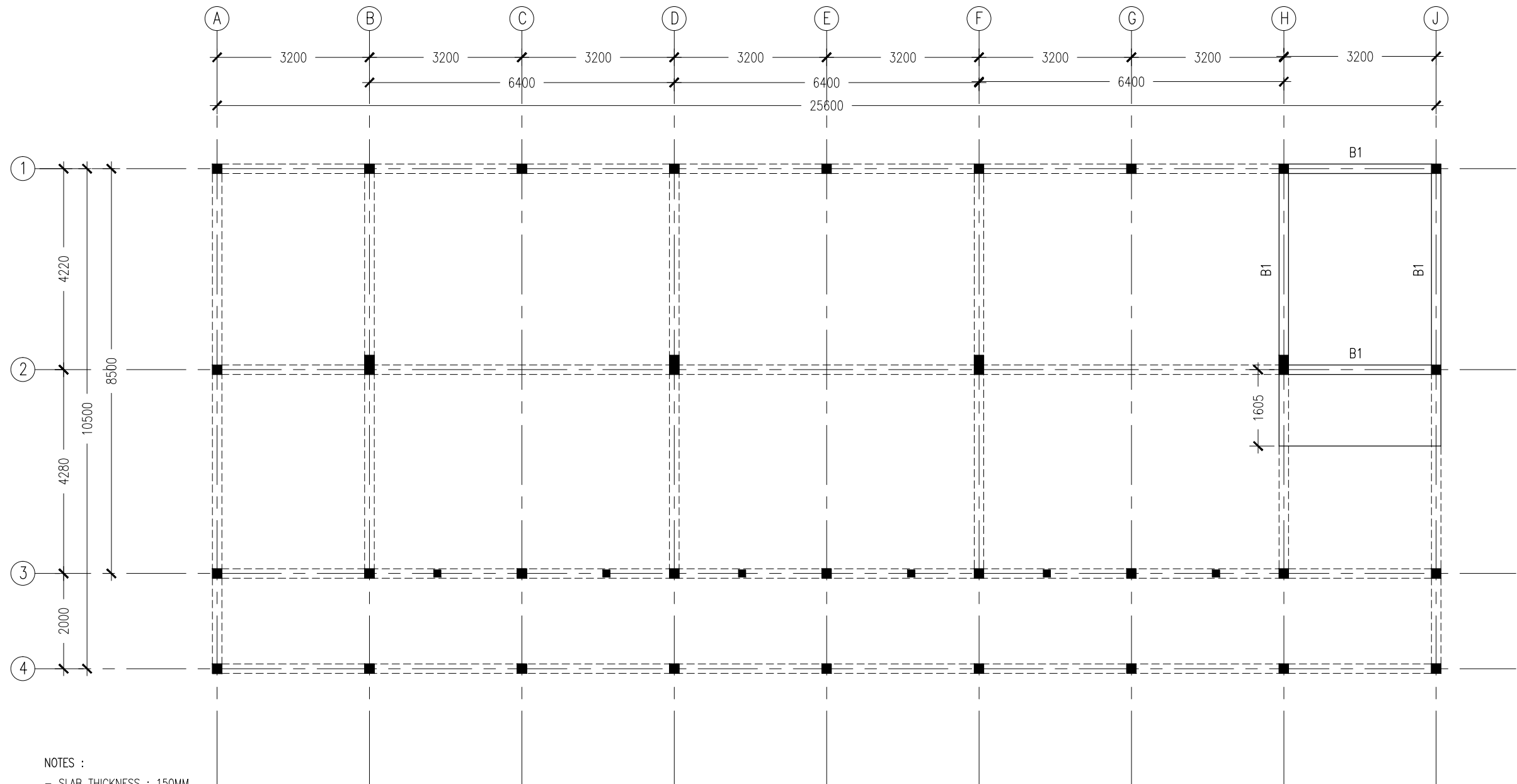
- NOTES :
- SLAB THICKNESS : 150MM
ACCPET WHERE STATED
 - SLAB BOTTOM COVER: 30MM
 - SLAB TOP COVER: 25MM
 - COVER TO BEAMS : 35MM
 - COVER TO COLUMNS : 40MM
 - CONCRETE MIX : 1:2:3
UNLESS STATED
 - ADD CONMIX MEGAFLW MP TO ALL EXTERNAL PLASTER &
FOR WET AREA PLASTER
 - ADD CONMIX MEGA FLOW P TO ALL SUPER STRUCTURE CONCRETE.

1ST FLOOR SLAB BEAM LAYOUT PLAN
SCALE 1:100

CONTRACTORS MUST
CHECK ALL
DIMENSIONS ON SITE
BEFORE STARTING
ANY WORK OR SHOP
DRAWINGS,FIGURED
DIMENSIONS TO TAKE
PRECEDENCE OVER
SCALE READINGS



REVISION:	ARCHITECT: MOHAMED HAMEEN	PROJECT: PROPOSED 06 CLASS ROOM BLOCK (02 STOREY)	S-03
	ENGINEER: MOHAMED AHSAN	LOCATION: -	
	SERVICES ENG:	DRAWING TITLE: AS GIVEN	
	ESTIMATOR:	CLIENT: MINISTRY OF EDUCATION	
	DRAWN BY: ASFAN AHMED	SCALE: AS GIVEN DIMENSION: MM DATE: JUNE 2015	
CONCEPT AND DESIGN IN THIS DRAWING ARE THE PROPERTIES OF ARCHENG STUDIO PVT LTD. UNAUTHORIZED USE OR REPRODUCTION OF PART OF THE DESIGN,DRAWINGS OR CONCEPT TO USE IN OTHER PROJECTS OR SITES OTHER THAN SPECIFIED ON THIS DRAWING IS PROHIBITED			DWG NO PROJECT NO.: 15-041



NOTES :

- SLAB THICKNESS : 150MM
ACCPET WHERE STATED
- SLAB BOTTOM COVER: 30MM
- SLAB TOP COVER: 25MM
- COVER TO BEAMS : 35MM
- COVER TO COLUMNS : 40MM
- CONCRETE MIX : 1:2:3
UNLESS STATED
- ADD CONMIX MEGAFLOW MP TO ALL EXTERNAL PLASTER &
FOR WET AREA PLASTER
- ADD CONMIX MEGA FLOW P TO ALL SUPER STRUCTURE CONCRETE.

SLAB BEAM AT HALF-LANDING LAYOUT PLAN

SCALE 1:100

CONTRACTORS MUST
CHECK ALL
DIMENSIONS ON SITE
BEFORE STARTING
ANY WORK OR SHOP
DRAWINGS, FIGURED
DIMENSIONS TO TAKE
PRECEDENCE OVER
SCALE READINGS



REVISION:

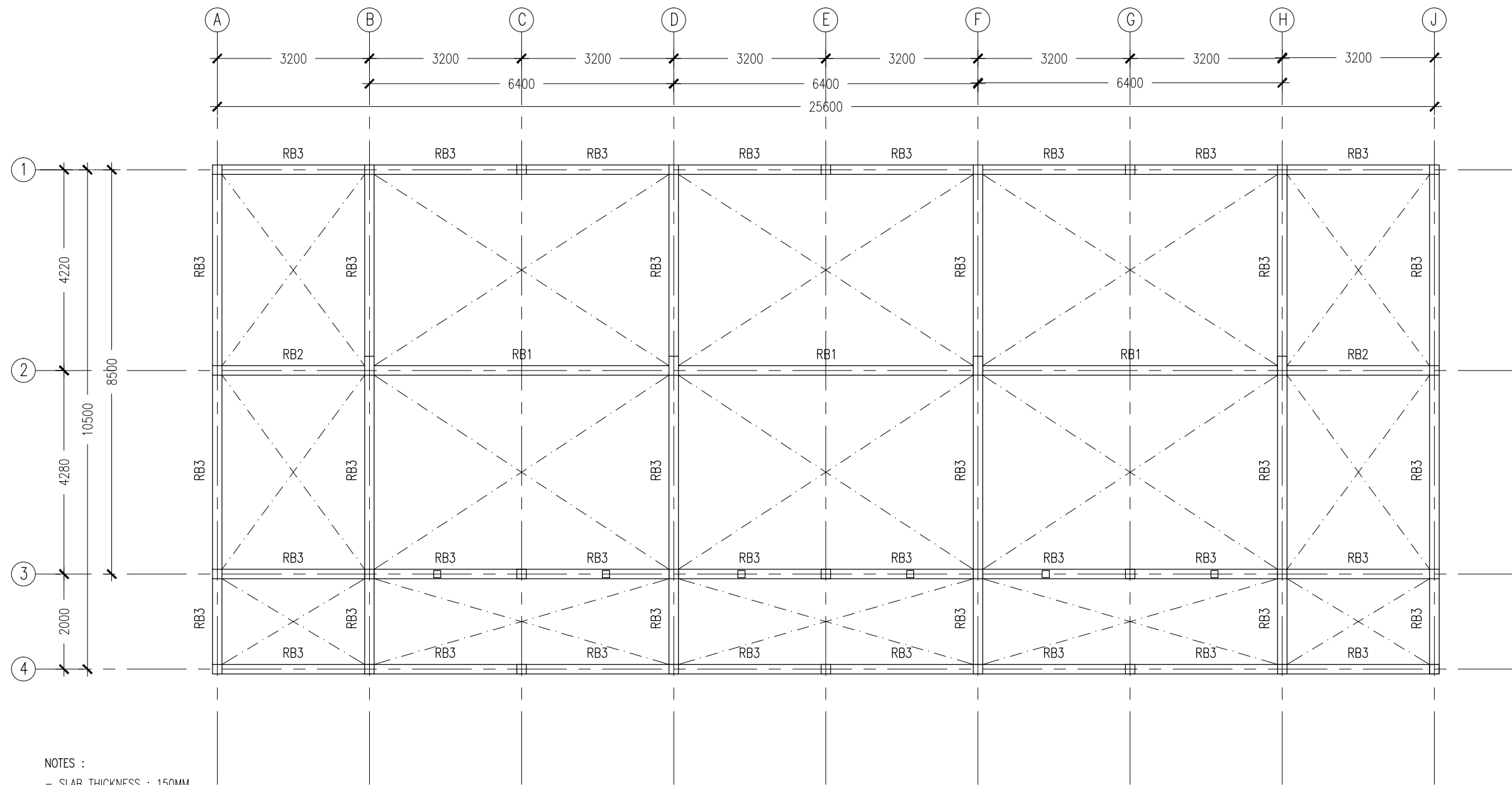
ARCHITECT: MOHAMED HAMEEN
ENGINEER: MOHAMED AHSAN
SERVICES ENG:
ESTIMATOR:
DRAWN BY: ASFAN AHMED

PROJECT: PROPOSED 06 CLASS ROOM BLOCK (02 STOREY)
LOCATION: -
DRAWING TITLE: AS GIVEN
CLIENT: MINISTRY OF EDUCATION
SCALE: AS GIVEN DIMENSION: MM DATE: JUNE 2015

S-04

DWG NO
PROJECT NO.: 15-041

CONCEPT AND DESIGN IN THIS DRAWING ARE THE PROPERTIES OF ARCHENG STUDIO PVT LTD. UNAUTHORIZED USE OR REPRODUCTION OF PART OF THE DESIGN, DRAWINGS OR CONCEPT TO USE IN OTHER PROJECTS OR SITES OTHER THAN SPECIFIED ON THIS DRAWING IS PROHIBITED



ROOF BEAM LAYOUT PLAN
SCALE 1:100

CONTRACTORS MUST
CHECK ALL
DIMENSIONS ON SITE
BEFORE STARTING
ANY WORK OR SHOP
DRAWINGS. FIGURED
DIMENSIONS TO TAKE
PRECEDENCE OVER
SCALE READINGS



REVISION:

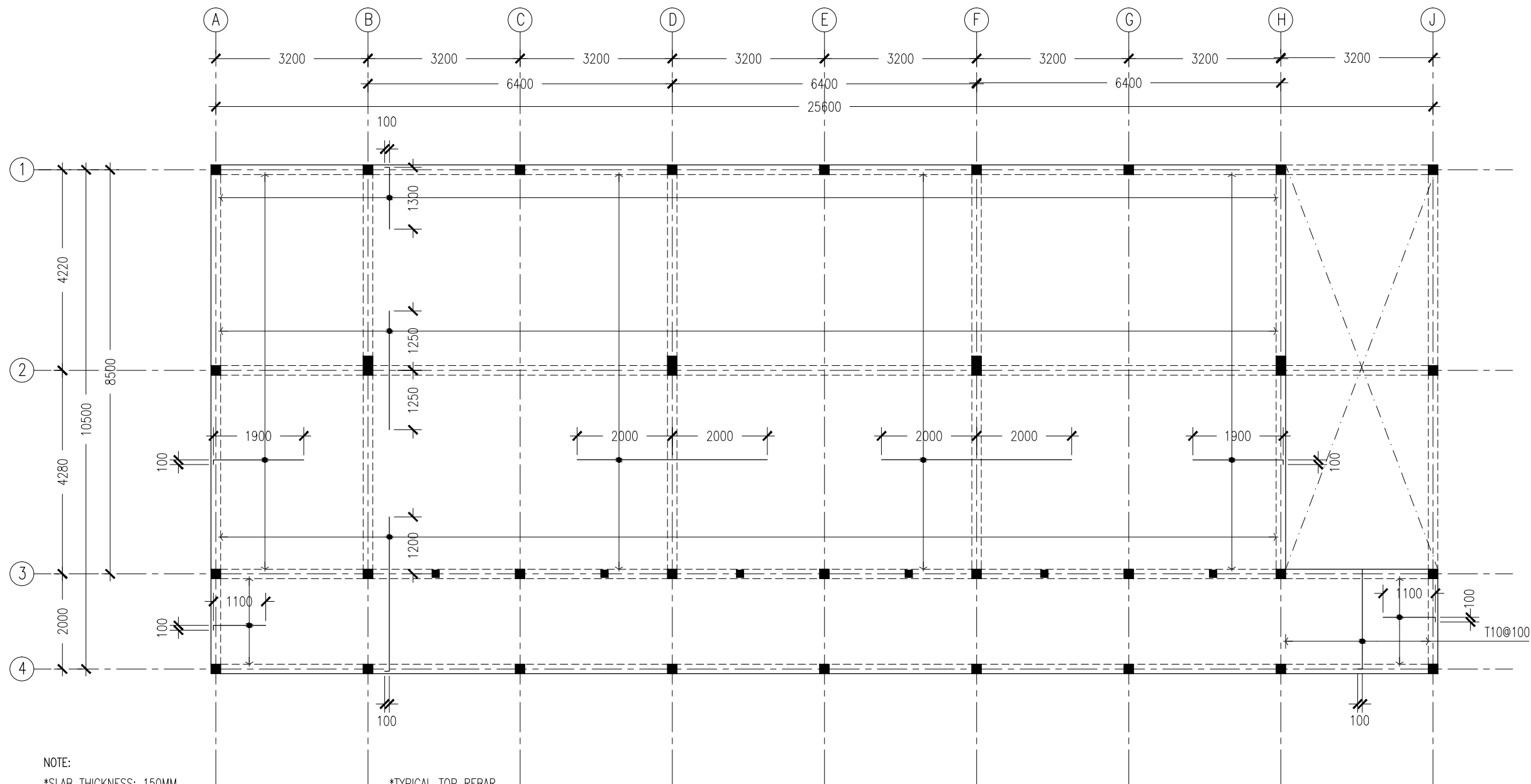
ARCHITECT: MOHAMED HAMEEN
ENGINEER: MOHAMED AHSAN
SERVICES ENG:
ESTIMATOR:
DRAWN BY: ASFAN AHMED

PROJECT: PROPOSED 06 CLASS ROOM BLOCK (02 STOREY)
LOCATION: -
DRAWING TITLE: AS GIVEN
CLIENT: MINISTRY OF EDUCATION
SCALE: AS GIVEN
DIMENSION: MM
DATE: JUNE 2015

S-05

DWG NO
PROJECT NO.: 15-041

CONCEPT AND DESIGN IN THIS DRAWING ARE THE PROPERTIES OF ARCHENG STUDIO PVT LTD. UNAUTHORIZED USE OR REPRODUCTION OF PART OF THE DESIGN DRAWINGS OR CONCEPT TO USE IN OTHER PROJECTS OR SITES OTHER THAN SPECIFIED ON THIS DRAWING IS PROHIBITED



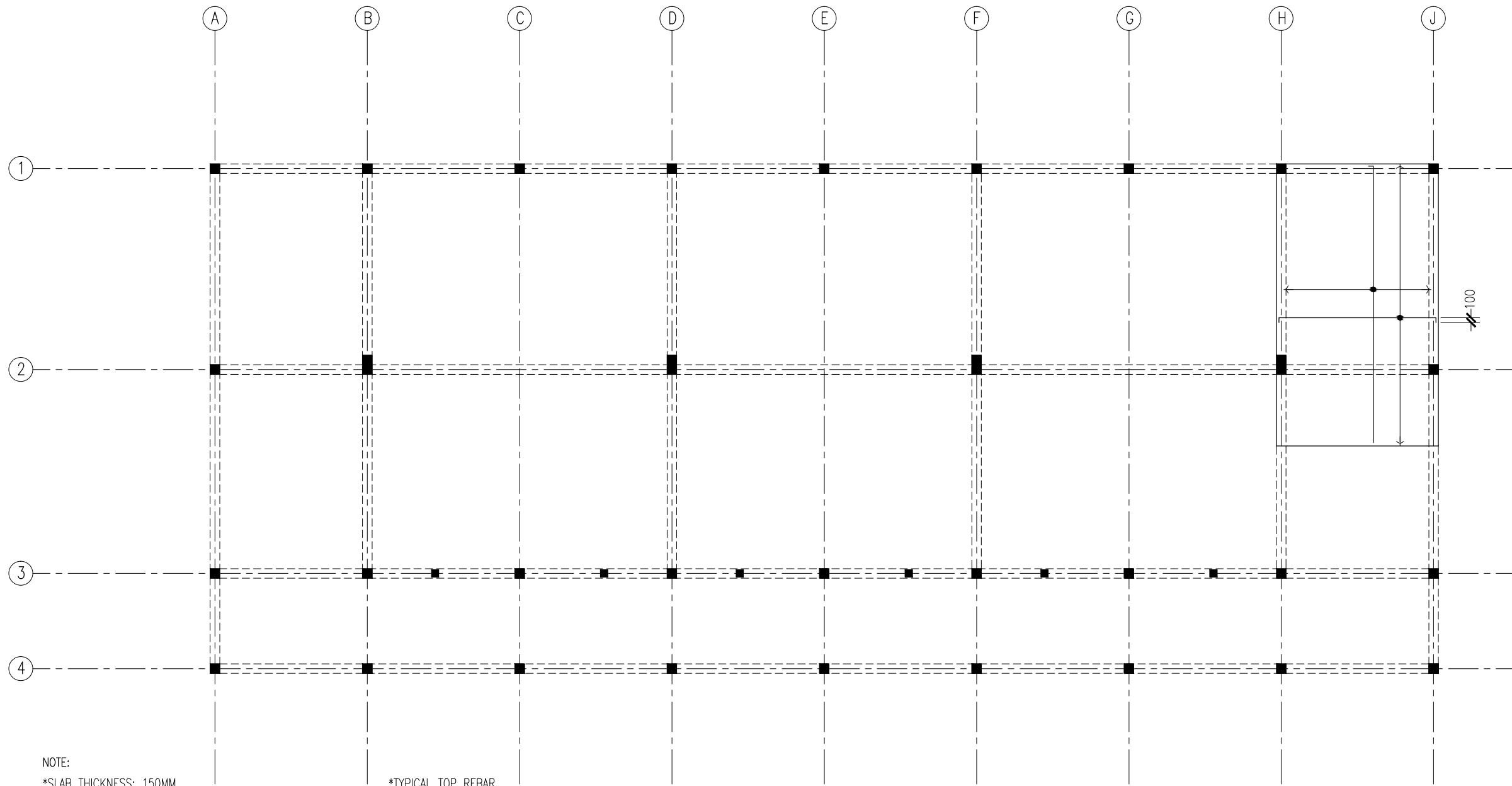
1ST FLOOR SLAB RFMNT LAYOUT PLAN
SCALE 1:100

CONTRACTORS MUST
CHECK ALL
DIMENSIONS ON SITE
BEFORE STARTING
ANY WORK OR SHOP
DRAWINGS. FIGURED
DIMENSIONS TO TAKE
PRECEDENCE OVER
SCALE READINGS



REVISION:	ARCHITECT: MOHAMED HAMEEN	PROJECT: PROPOSED 06 CLASS ROOM BLOCK (02 STOREY)	S-06
	ENGINEER: MOHAMED AHSAN	LOCATION: -	
	SERVICES ENG:	DRAWING TITLE: AS GIVEN	
	ESTIMATOR:	CLIENT: MINISTRY OF EDUCATION	
	DRAWN BY: ASFAN AHMED	SCALE: AS GIVEN	DWG NO
		DIMENSION: MM	PROJECT NO.: 15-041
		DATE: JUNE 2015	

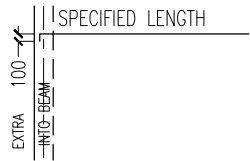
CONCEPT AND DESIGN IN THIS DRAWING ARE THE PROPERTIES OF ARCHENG STUDIO PVT LTD. UNAUTHORIZED USE OR REPRODUCTION OF PART OF THE DESIGN, DRAWINGS OR CONCEPT TO USE IN OTHER PROJECTS OR SITES OTHER THAN SPECIFIED ON THIS DRAWING IS PROHIBITED



NOTE:

- *SLAB THICKNESS: 150MM
ACCPET WHERE STATED
- *SLAB BOTTOM COVER: 30MM
- *SLAB TOP COVER: 25MM
- *SLAB TOP MAIN REINFORCEMENT : T10-150MM C/C
AS SHOWN (UNLESS STATED OTHERWISE)
- *SLAB BOTTOM REINFORCEMENT : T10-150MM BW C/C
(THROUGHOUT) NOT SHOWN
- *CURTAIL REBARS OVER OPENINGS
- *PROVIDE EXTRA ADDITIONAL REINFORCEMENT
AS SPECIFIED
- *TOP DISTRIBUTION REINFORCEMENT : T10@300 BW C/C

*TYPICAL TOP REBAR



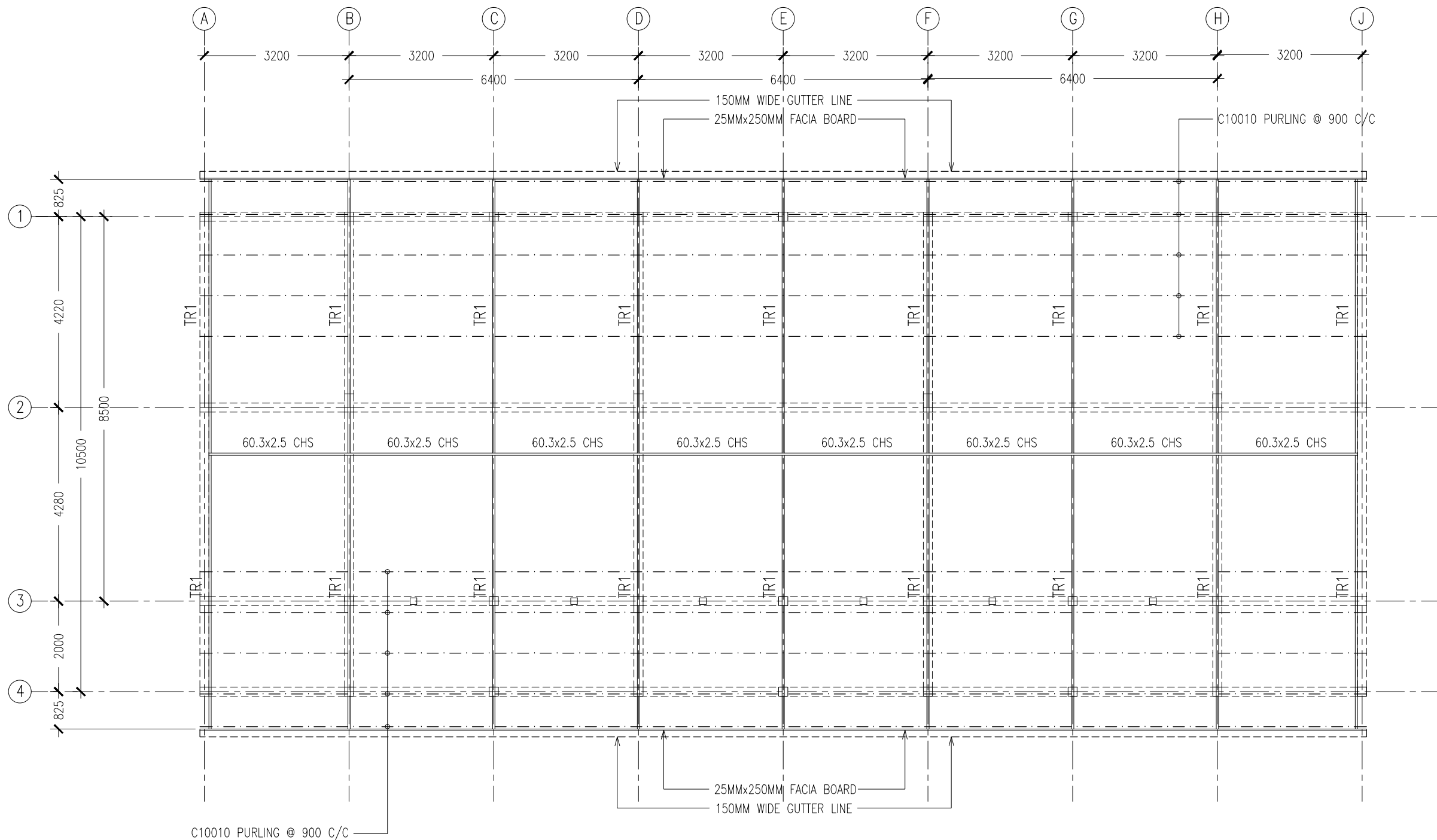
- *FCU=25N/MM2
- *ADD CONMIX MegaFlow P TO ALL SUPER
STRUCTURE CONCRETE

SLAB RFMNT AT HALF-LANDING LAYOUT PLAN
SCALE 1:100

CONTRACTORS MUST
CHECK ALL
DIMENSIONS ON SITE
BEFORE STARTING
ANY WORK OR SHOP
DRAWINGS.FIGURED
DIMENSIONS TO TAKE
PRECEDENCE OVER
SCALE READINGS



REVISION:	ARCHITECT: MOHAMED HAMEEN	PROJECT: PROPOSED 06 CLASS ROOM BLOCK (02 STOREY)	S-07
	ENGINEER: MOHAMED AHSAN	LOCATION: -	
	SERVICES ENG:	DRAWING TITLE: AS GIVEN	
	ESTIMATOR:	CLIENT: MINISTRY OF EDUCATION	
	DRAWN BY: ASFAN AHMED	SCALE: AS GIVEN DIMENSION: MM DATE: JUNE 2015	
CONCEPT AND DESIGN IN THIS DRAWING ARE THE PROPERTIES OF ARCHENG STUDIO PVT LTD. UNAUTHORIZED USE OR REPRODUCTION OF PART OF THE DESIGN,DRAWINGS OR CONCEPT TO USE IN OTHER PROJECTS OR SITES OTHER THAN SPECIFIED ON THIS DRAWING IS PROHIBITED			DWG NO PROJECT NO.: 15-041



ROOF STRUCTURE LAYOUT PLAN
SCALE 1:100

CONTRACTORS MUST
CHECK ALL
DIMENSIONS ON SITE
BEFORE STARTING
ANY WORK OR SHOP
DRAWINGS, FIGURED
DIMENSIONS TO TAKE
PRECEDENCE OVER
SCALE READINGS

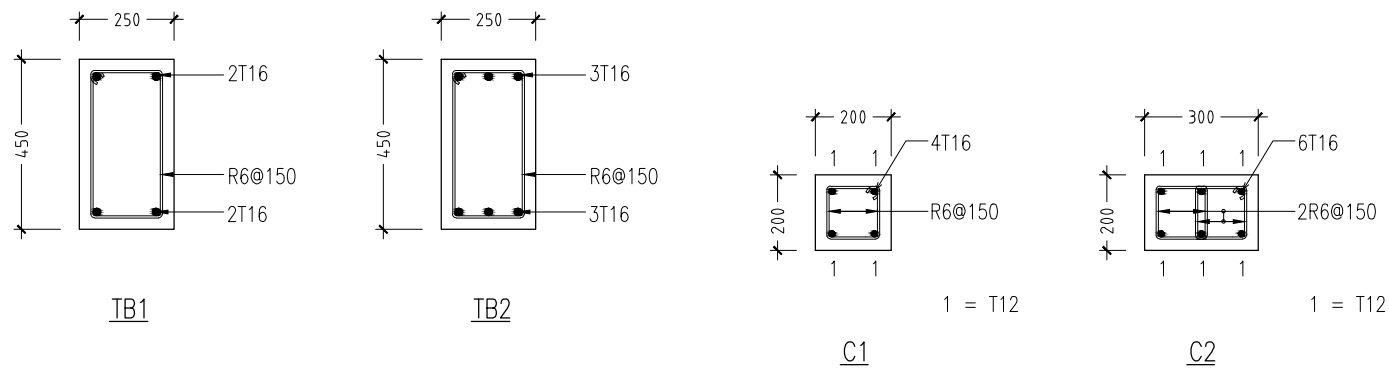


REVISION:	ARCHITECT: MOHAMED HAMEEN	PROJECT: PROPOSED 06 CLASS ROOM BLOCK (02 STOREY)	S-08
	ENGINEER: MOHAMED AHSAN	LOCATION: -	
	SERVICES ENG:	DRAWING TITLE: AS GIVEN	
	ESTIMATOR:	CLIENT: MINISTRY OF EDUCATION	
	DRAWN BY: ASFAN AHMED	SCALE: AS GIVEN	DWG NO
		DIMENSION: MM	PROJECT NO.: 15-041
		DATE: JUNE 2015	

CONCEPT AND DESIGN IN THIS DRAWING ARE THE PROPERTIES OF ARCHENG STUDIO PVT LTD. UNAUTHORIZED USE OR REPRODUCTION OF PART OF THE DESIGN, DRAWINGS OR CONCEPT TO USE IN OTHER PROJECTS OR SITES OTHER THAN SPECIFIED ON THIS DRAWING IS PROHIBITED

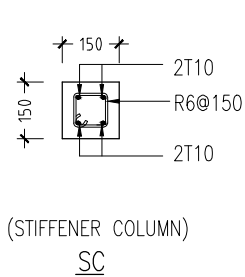
	FOOTING	LENGTH/mm	WIDTH/mm	DEPTH/mm	REINFORCEMENT
	F1	800	800	300	T12@150mm C/C BW BOTTOM
	F2	1150	1150	300	T12@150mm C/C BW BOTTOM
	F3	1050	1050	300	T12@150mm C/C BW BOTTOM
	F4	900	900	300	T12@150mm C/C BW BOTTOM
	F5	600	600	300	T12@150mm C/C BW BOTTOM
	F6	950	950	300	T12@150mm C/C BW BOTTOM
	F7	1650	1650	300	T12@150mm C/C BW BOTTOM
	F8	1750	1750	300	T12@150mm C/C BW BOTTOM

FOOTING DETAILS

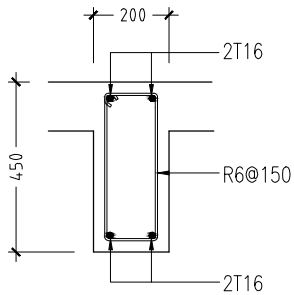


FOUNDATION BEAM DETAILS
SCALE 1:20

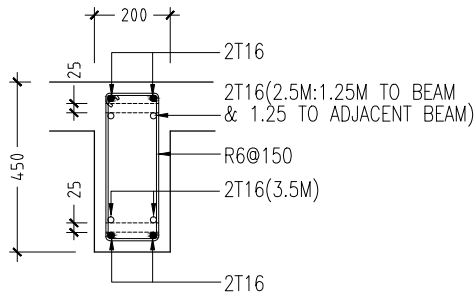
COLUMN DETAILS
SCALE 1:20



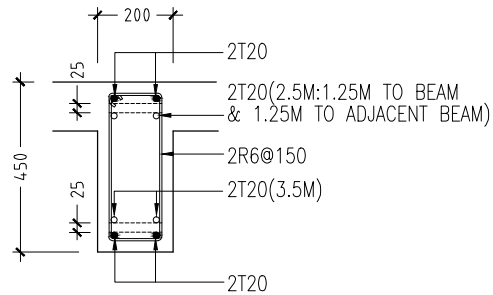
COLUMN DETAILS
SCALE 1:20



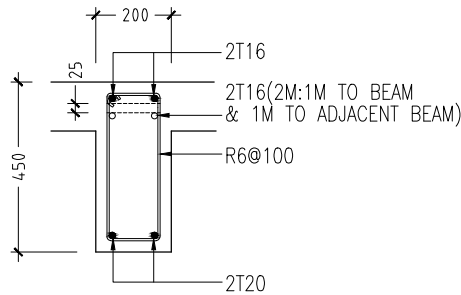
B1



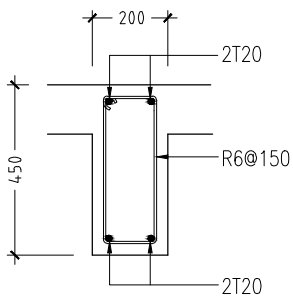
B2



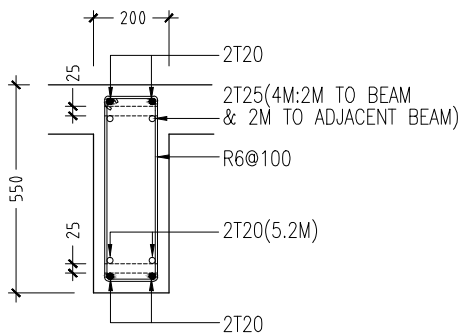
B3



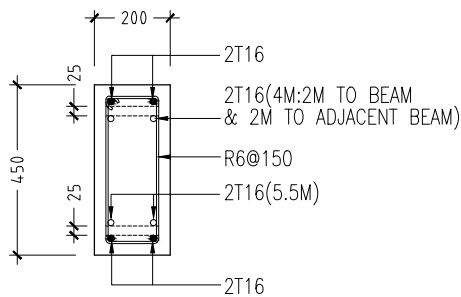
B4



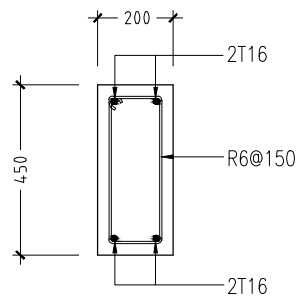
B5



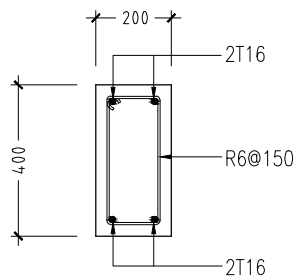
B6



RB1



RB2



RB3

RC BEAM DETAILS
SCALE 1:20

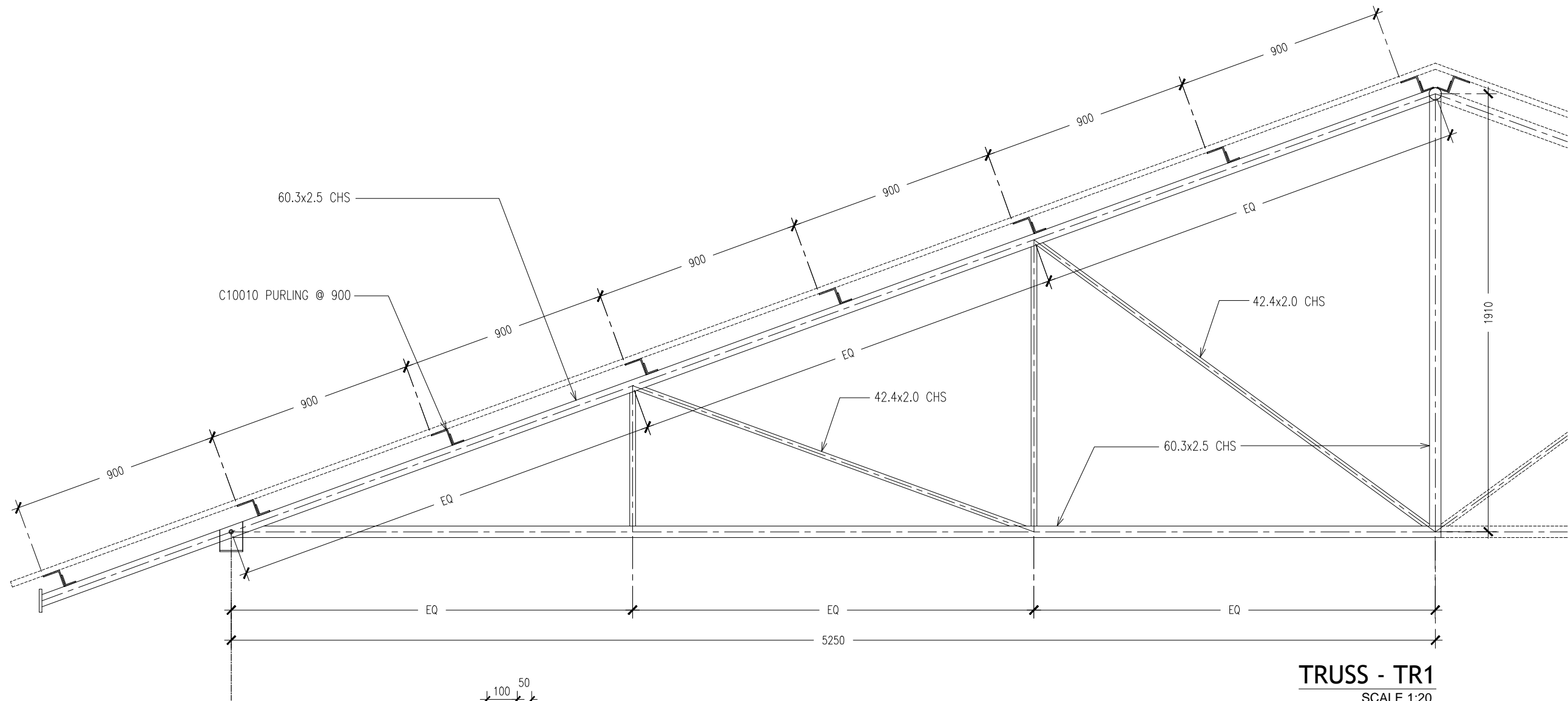
NOTE :

- COVER TO BEAMS : 35MM
- COVER TO COLUMNS : 40MM
- CONCRETE MIX : 1:2:3 UNLESS STATED
- ADD CONMIX MEGA FLOW P TO ALL SUPER STRUCTURE CONCRETE.

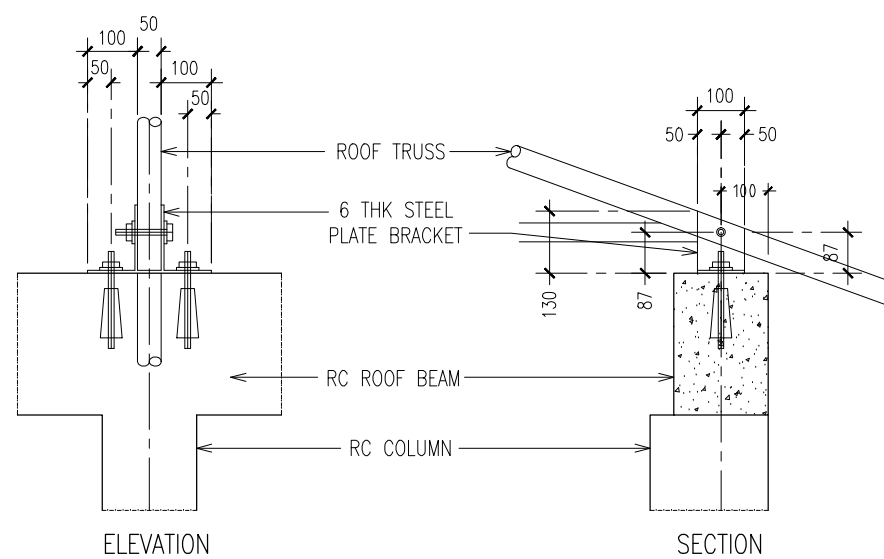
CONTRACTORS MUST
CHECK ALL
DIMENSIONS ON SITE
BEFORE STARTING
ANY WORK OR SHOP
DRAWINGS.FIGURED
DIMENSIONS TO TAKE
PRECEDENCE OVER
SCALE READINGS



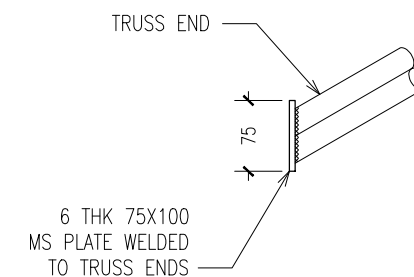
REVISION:	ARCHITECT: MOHAMED HAMEEN	PROJECT: PROPOSED 06 CLASS ROOM BLOCK (02 STOREY)	S-09
	ENGINEER: MOHAMED AHSAN	LOCATION: -	
	SERVICES ENG:	DRAWING TITLE: AS GIVEN	
	ESTIMATOR:	CLIENT: MINISTRY OF EDUCATION	
	DRAWN BY: ASFAN AHMED	SCALE: AS GIVEN DIMENSION: MM DATE: JUNE 2015	
CONCEPT AND DESIGN IN THIS DRAWING ARE THE PROPERTIES OF ARCHENG STUDIO PVT LTD. UNAUTHORIZED USE OR REPRODUCTION OF PART OF THE DESIGN,DRAWINGS OR CONCEPT TO USE IN OTHER PROJECTS OR SITES OTHER THAN SPECIFIED ON THIS DRAWING IS PROHIBITED			DWG NO
			PROJECT NO.: 15-041



TRUSS - TR1
SCALE 1:20



TYPICAL TRUSS FIXING DETAILS
SCALE : NTS



TYPICAL TRUSS END DETAILS
SCALE : NTS

CONTRACTORS MUST
CHECK ALL
DIMENSIONS ON SITE
BEFORE STARTING
ANY WORK OR SHOP
DRAWINGS. FIGURED
DIMENSIONS TO TAKE
PRECEDENCE OVER
SCALE READINGS

ArchEng
studio
Ma Fiyajahaage, 1st floor, Male', Republic of Maldives
admin@archeng.biz

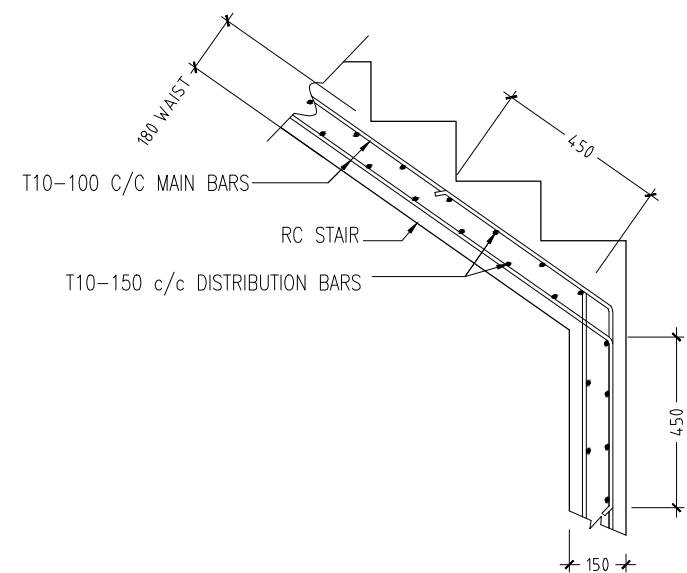
REVISION:

ARCHITECT: MOHAMED HAMEEN
ENGINEER: MOHAMED AHSAN
SERVICES ENG:
ESTIMATOR:
DRAWN BY: ASFAN AHMED

PROJECT: PROPOSED 06 CLASS ROOM BLOCK (02 STOREY)
LOCATION: -
DRAWING TITLE: AS GIVEN
CLIENT: MINISTRY OF EDUCATION
SCALE: AS GIVEN DIMENSION: MM DATE: JUNE 2015

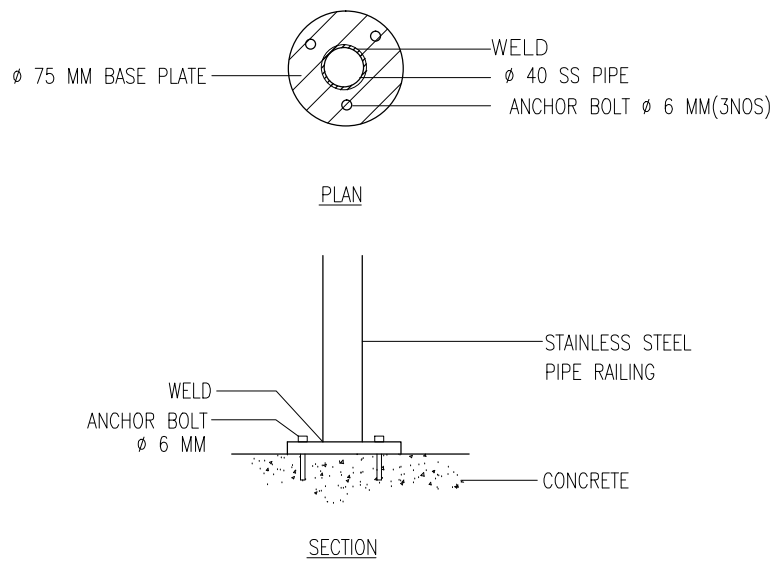
S-10
DWG NO
PROJECT NO.: 15-041

CONCEPT AND DESIGN IN THIS DRAWING ARE THE PROPERTIES OF ARCHENG STUDIO PVT LTD. UNAUTHORIZED USE OR REPRODUCTION OF PART OF THE DESIGN/DRAWINGS OR CONCEPT TO USE IN OTHER PROJECTS OR SITES OTHER THAN SPECIFIED ON THIS DRAWING IS PROHIBITED



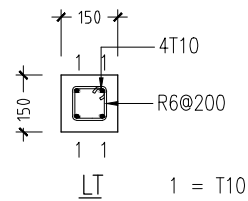
TYPICAL STAIR RFMT DETAIL

SCALE 1:20



DETAIL D (STAIR RAILING)

SCALE 1:20



LINTELS OVER ALL DOORS, WINDOWS,
(THAT DO NOT RISE TO ROOF BEAM LEVEL)
STRUCTURAL OPENINGS IN WALLS

LINTEL/SILL BEAM DETAILS

SCALE 1:20

CONTRACTORS MUST
CHECK ALL
DIMENSIONS ON SITE
BEFORE STARTING
ANY WORK OR SHOP
DRAWINGS.FIGURED
DIMENSIONS TO TAKE
PRECEDENCE OVER
SCALE READINGS



REVISION:	ARCHITECT: MOHAMED HAMEEN	PROJECT: PROPOSED 06 CLASS ROOM BLOCK (02 STOREY)			S-11
	ENGINEER: MOHAMED AHSAN	LOCATION: -			
	SERVICES ENG:	DRAWING TITLE: AS GIVEN			
	ESTIMATOR:	CLIENT: MINISTRY OF EDUCATION			
	DRAWN BY: ASFAN AHMED	SCALE: AS GIVEN	DIMENSION: MM	DATE: JUNE 2015	DWG NO
CONCEPT AND DESIGN IN THIS DRAWING ARE THE PROPERTIES OF ARCHENG STUDIO PVT LTD. UNAUTHORIZED USE OR REPRODUCTION OF PART OF THE DESIGN,DRAWINGS OR CONCEPT TO USE IN OTHER PROJECTS OR SITES OTHER THAN SPECIFIED ON THIS DRAWING IS PROHIBITED					PROJECT NO.: 15-041

PROPOSED 06 CLASS ROOM BLOCK

(2 STOREY)

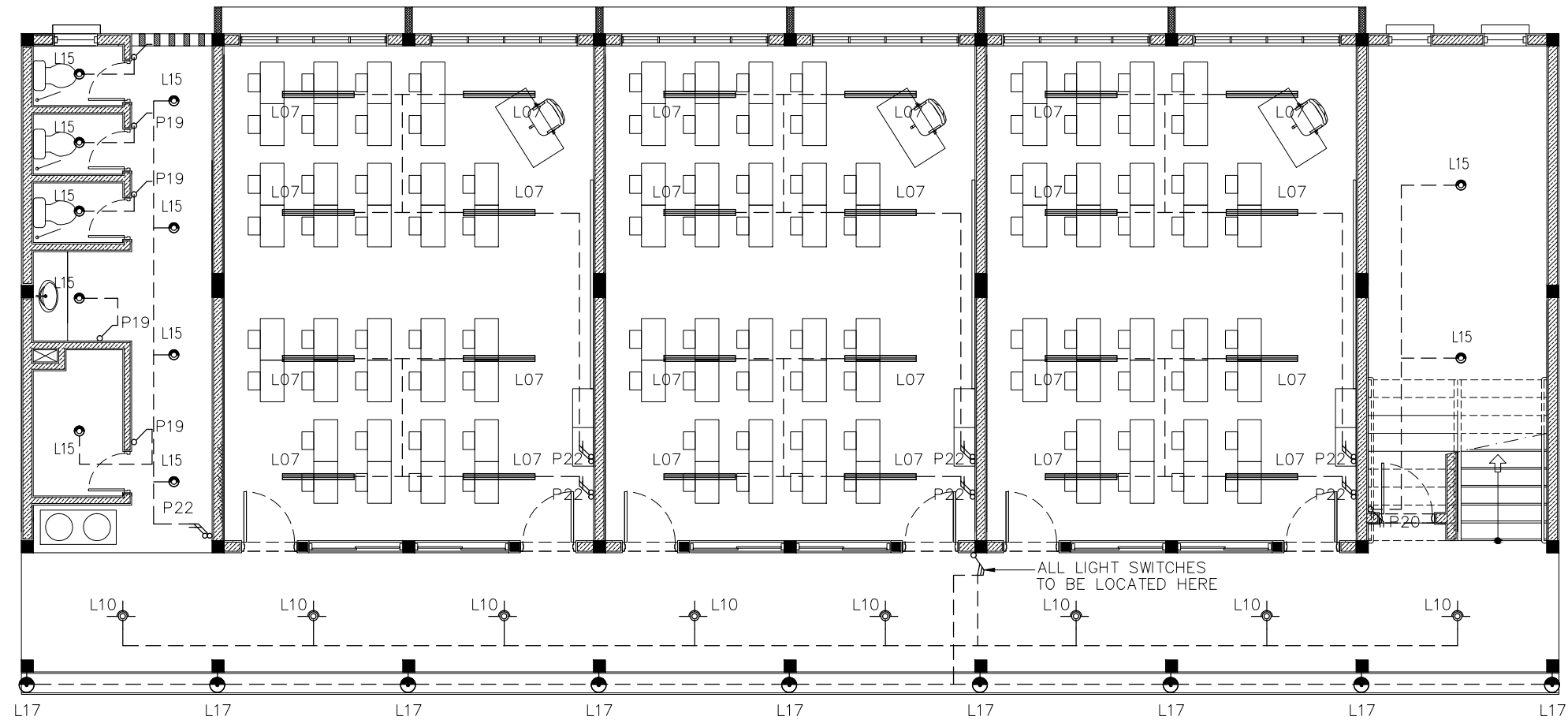
ELECTRICAL DRAWINGS

JUNE 2015

CLIENT : MINISTRY OF EDUCATION

DESIGN BY





LEGEND

SYMBOL	CODE	DESCRIPTION
	L07	2X36W FLUORESCENT LAMPS IN SURFACE MOUNT LUMINAIRE WITH DIFFUSER
	L09	WALL MOUNT ENERGY SAVING LIGHT
	L10	1X26W COMPACT FLUORESCENT LAMPS IN RECESSED DECORATIVE LUMINAIRE
	L15	1X60W INCANDESCENT LAMPS IN RECESSED DECORATIVE LUMINAIRE
	L17	1X60W INCANDESCENT LAMPS IN SURFACE MOUNT WEATHER PROOF LUMINAIRE

	P19	1GANG 1 WAY SWITCH
	P20	2GANG 1 WAY SWITCH
	P21	3GANG 1 WAY SWITCH
	P22	4GANG 1 WAY SWITCH

GROUND FLOOR LIGHTING LAYOUT PLAN

SCALE 1:100

CONTRACTORS MUST CHECK ALL DIMENSIONS ON SITE BEFORE STARTING ANY WORK OR SHOP DRAWINGS, FIGURED DIMENSIONS TO TAKE PRECEDENCE OVER SCALE READINGS

ArchEng
studio
Ma Fiyajahaage, 1st floor, Male', Republic of Maldives
admin@archeng.biz

REVISION:

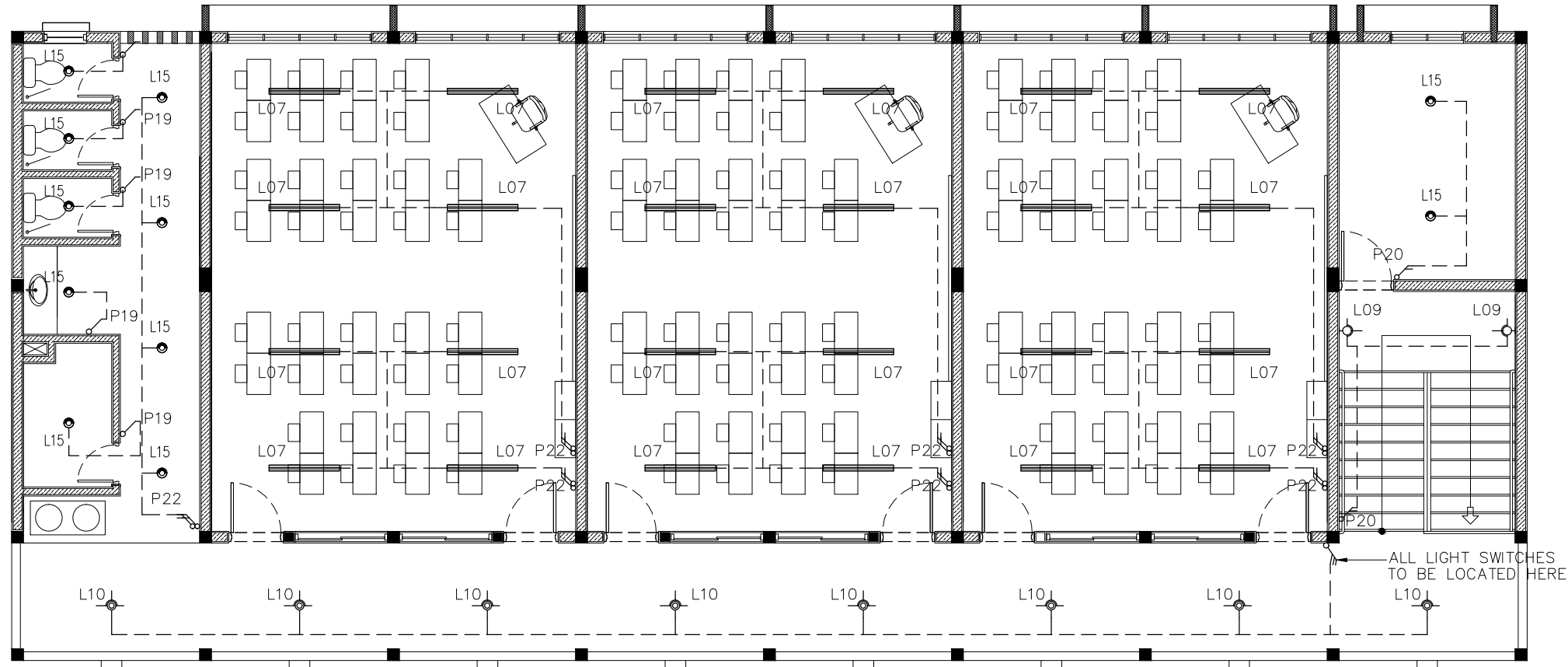
ARCHITECT: MOHAMED HAMEEN
ENGINEER: MOHAMED AHSAN
SERVICES ENG:
ESTIMATOR:
DRAWN BY: ASFAN AHMED

PROJECT: PROPOSED 06 CLASS ROOM BLOCK (02 STOREY)
LOCATION: -
DRAWING TITLE: AS GIVEN
CLIENT: MINISTRY OF EDUCATION
SCALE: AS GIVEN DIMENSION: MM DATE: JUNE 2015

E-01

DWG NO
PROJECT NO.: 15-041

CONCEPT AND DESIGN IN THIS DRAWING ARE THE PROPERTIES OF ARCHENG STUDIO PVT LTD. UNAUTHORIZED USE OR REPRODUCTION OF PART OF THE DESIGN, DRAWINGS OR CONCEPT TO USE IN OTHER PROJECTS OR SITES OTHER THAN SPECIFIED ON THIS DRAWING IS PROHIBITED



LEGEND

SYMBOL	CODE	DESCRIPTION
	L07	2X36W FLUORESCENT LAMPS IN SURFACE MOUNT LUMINAIRE WITH DIFFUSER
	L09	WALL MOUNT ENERGY SAVING LIGHT
	L10	1X26W COMPACT FLUORESCENT LAMPS IN RECESSED DECORATIVE LUMINAIRE
	L15	1X60W INCANDESCENT LAMPS IN RECESSED DECORATIVE LUMINAIRE
	L17	1X60W INCANDESCENT LAMPS IN SURFACE MOUNT WEATHER PROOF LUMINAIRE

	P19	1GANG 1 WAY SWITCH
	P20	2GANG 1 WAY SWITCH
	P21	3GANG 1 WAY SWITCH
	P22	4GANG 1 WAY SWITCH

1ST FLOOR LIGHTING LAYOUT PLAN

SCALE 1:100

CONTRACTORS MUST
CHECK ALL
DIMENSIONS ON SITE
BEFORE STARTING
ANY WORK OR SHOP
DRAWINGS. FIGURED
DIMENSIONS TO TAKE
PRECEDENCE OVER
SCALE READINGS

ArchEng
studio
Ma Fiyajhaaga, 1st floor, Male, Republic of Maldives
admin@archeng.biz

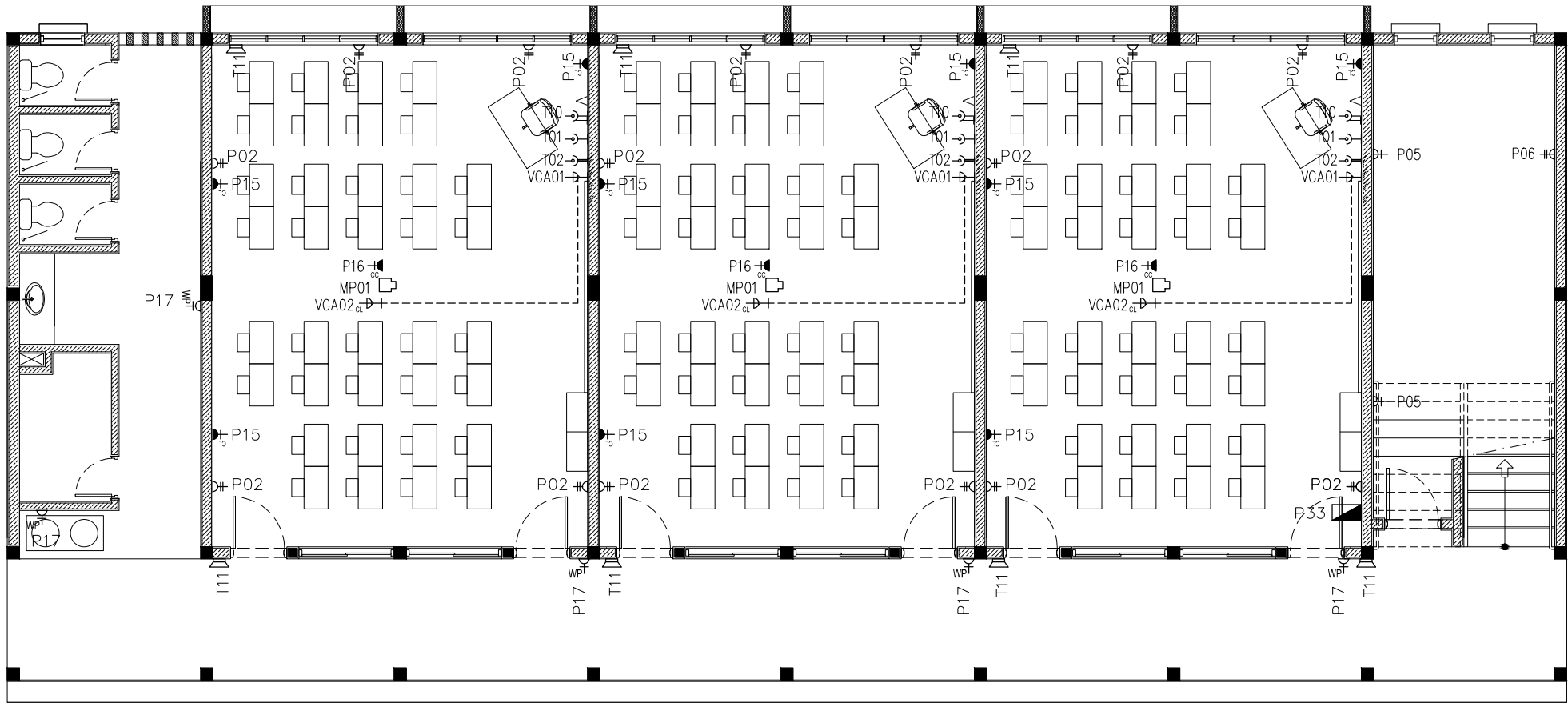
REVISION:

ARCHITECT:	MOHAMED HAMEEN
ENGINEER:	MOHAMED AHSAN
SERVICES ENG:	
ESTIMATOR:	
DRAWN BY:	ASFAN AHMED

PROJECT:	PROPOSED 06 CLASS ROOM BLOCK (02 STOREY)
LOCATION:	-
DRAWING TITLE:	AS GIVEN
CLIENT:	MINISTRY OF EDUCATION
SCALE:	AS GIVEN
DIMENSION:	MM
DATE:	JUNE 2015

E-02
DWG NO
PROJECT NO.: 15-041

CONCEPT AND DESIGN IN THIS DRAWING ARE THE PROPERTIES OF ARCHENG STUDIO PVT LTD. UNAUTHORIZED USE OR REPRODUCTION OF PART OF THE DESIGN, DRAWINGS OR CONCEPT TO USE IN OTHER PROJECTS OR SITES OTHER THAN SPECIFIED ON THIS DRAWING IS PROHIBITED



LEGEND

SYMBOL	CODE	DESCRIPTION
	P01	1 GANG13A SOCKET OUTLET AT 300mm ABOVE FINISHED FLOOR LEVEL
	P02	2 GANG13A SOCKET OUTLET AT 300mm ABOVE FINISHED FLOOR LEVEL
	P15	1 GANG15A SOCKET OUTLET AT CEILING LEVEL
	P16	1 GANG13A SOCKET OUTLET AT CEILING LEVEL
	P17	1 GANG13A SOCKET OUTLET AT 300mm ABOVE FINISHED FLOOR LEVEL (WEATHER PROOF)
	VGA01	VGA CABLE
	P33	DISTRIBUTION BOARD

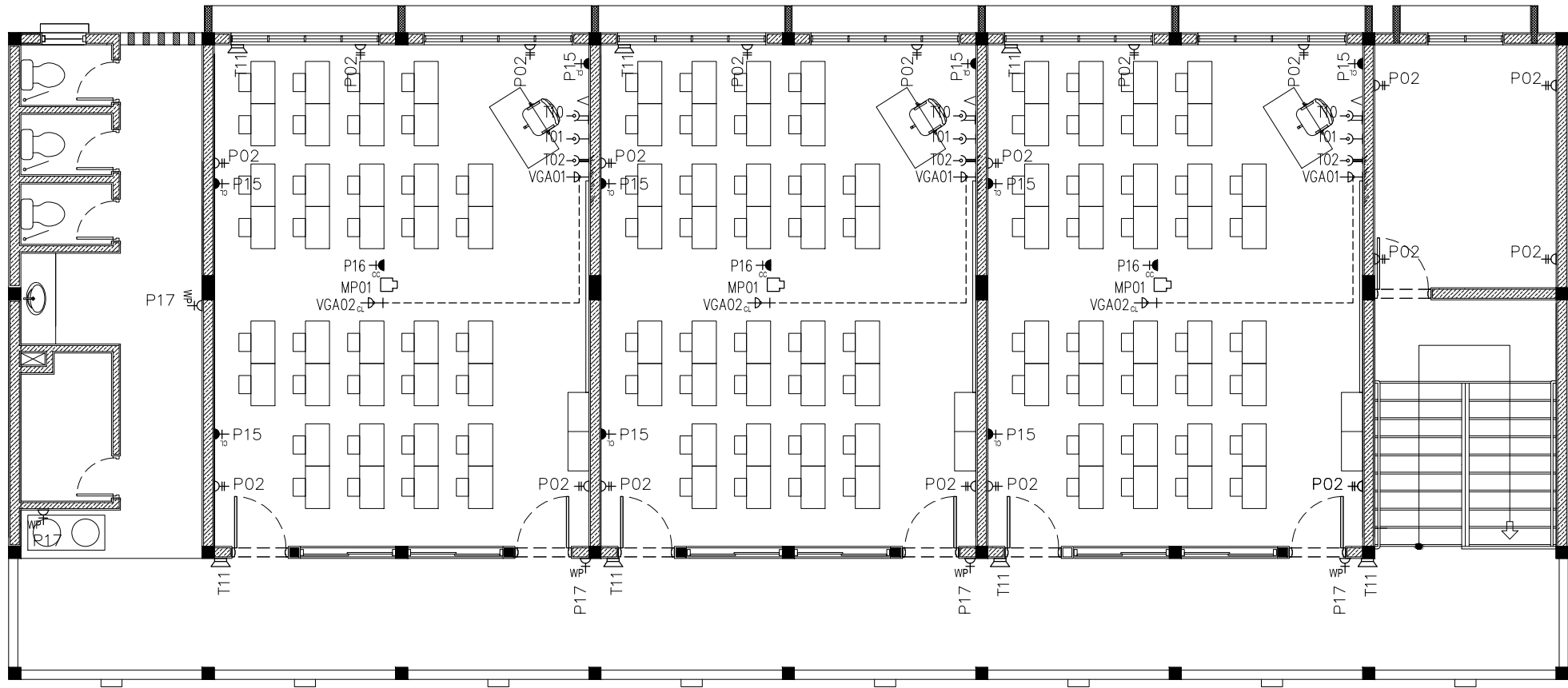
	VGA02	VGA CABLE AT CEILING LEVEL
	T01	PLAIN TELEPHONE OUTLET
	T02	COMPUTER NETWORK OUTLET
	MP01	MULTIMEDIA PROJECTOR
	T10	T.V. POINT
	T11	SPEAKER

GROUND FLOOR POWER SOCKET LAYOUT PLAN
SCALE 1:100

CONTRACTORS MUST
CHECK ALL
DIMENSIONS ON SITE
BEFORE STARTING
ANY WORK OR SHOP
DRAWINGS FIGURED
DIMENSIONS TO TAKE
PRECEDENCE OVER
SCALE READINGS



REVISION:	ARCHITECT: MOHAMED HAMEEN	PROJECT: PROPOSED 06 CLASS ROOM BLOCK (02 STOREY)	E-03
	ENGINEER: MOHAMED AHSAN	LOCATION: -	
	SERVICES ENG:	DRAWING TITLE: AS GIVEN	
	ESTIMATOR:	CLIENT: MINISTRY OF EDUCATION	
	DRAWN BY: ASFAN AHMED	SCALE: AS GIVEN DIMENSION: MM DATE: JUNE 2015	
CONCEPT AND DESIGN IN THIS DRAWING ARE THE PROPERTIES OF ARCHENG STUDIO PVT LTD. UNAUTHORIZED USE OR REPRODUCTION OF PART OF THE DESIGN,DRAWINGS OR CONCEPT TO USE IN OTHER PROJECTS OR SITES OTHER THAN SPECIFIED ON THIS DRAWING IS PROHIBITED			
			DWG NO
			PROJECT NO.: 15-041



LEGEND

SYMBOL	CODE	DESCRIPTION
	P01	1 GANG13A SOCKET OUTLET AT 300mm ABOVE FINISHED FLOOR LEVEL
	P02	2 GANG13A SOCKET OUTLET AT 300mm ABOVE FINISHED FLOOR LEVEL
	P15	1 GANG15A SOCKET OUTLET AT CEILING LEVEL
	P16	1 GANG13A SOCKET OUTLET AT CEILING LEVEL
	VGA01	VGA CABLE

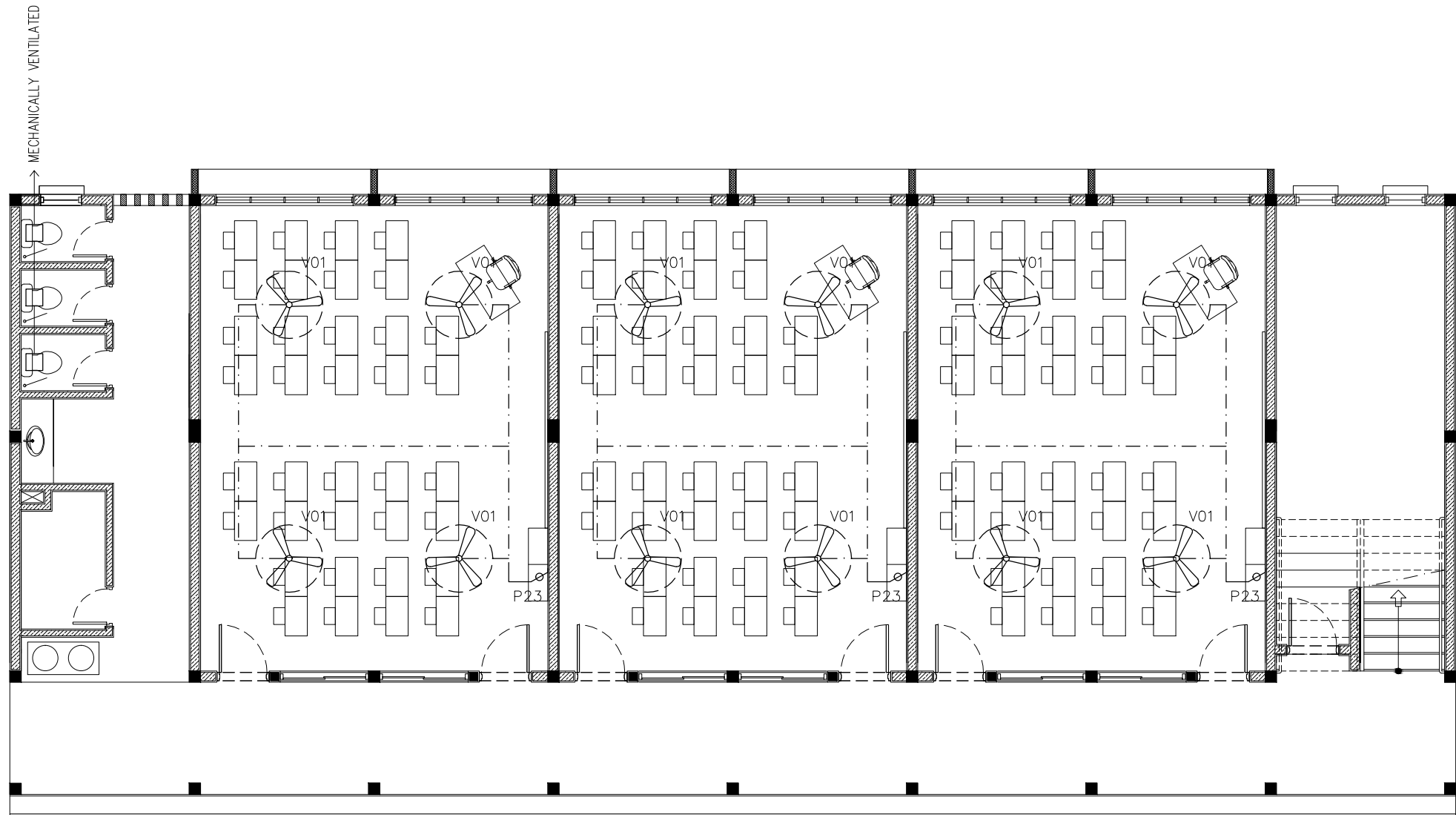
	VGA02	VGA CABLE AT CEILING LEVEL
	T01	PLAIN TELEPHONE OUTLET
	T02	COMPUTER NETWORK OUTLET
	MP01	MULTIMEDIA PROJECTOR
	T10	T.V POINT
	T11	SPEAKER

1ST FLOOR POWER SOCKET LAYOUT PLAN
SCALE 1:100


CONTRACTORS MUST
CHECK ALL
DIMENSIONS ON SITE
BEFORE STARTING
ANY WORK OR SHOP
DRAWINGS FIGURED
DIMENSIONS TO TAKE
PRECEDENCE OVER
SCALE READINGS



REVISION:	ARCHITECT:	MOHAMED HAMEEN	PROJECT:	PROPOSED 06 CLASS ROOM BLOCK (02 STOREY)		E-04	
	ENGINEER:	MOHAMED AHSAN	LOCATION:	-			DWG NO
	SERVICES ENG:		DRAWING TITLE:	AS GIVEN			
	ESTIMATOR:		CLIENT:	MINISTRY OF EDUCATION			
	DRAWN BY:	ASFAN AHMED	SCALE: AS GIVEN	DIMENSION: MM	DATE: JUNE 2015		
CONCEPT AND DESIGN IN THIS DRAWING ARE THE PROPERTIES OF ARCHENG STUDIO PVT LTD. UNAUTHORIZED USE OR REPRODUCTION OF PART OF THE DESIGN,DRAWINGS OR CONCEPT TO USE IN OTHER PROJECTS OR SITES OTHER THAN SPECIFIED ON THIS DRAWING IS PROHIBITED							



LEGEND

ϕ	P2.3	FAN / LIGHT DIMMER SWITCH
	V01b	DIA. 1200 CEILING FAN

GROUND FLOOR FAN LAYOUT PLAN
SCALE 1:100

CONTRACTORS MUST
CHECK ALL
DIMENSIONS ON SITE
BEFORE STARTING
ANY WORK OR SHOP
DRAWINGS.FIGURED
DIMENSIONS TO TAKE
PRECEDENCE OVER
SCALE READINGS



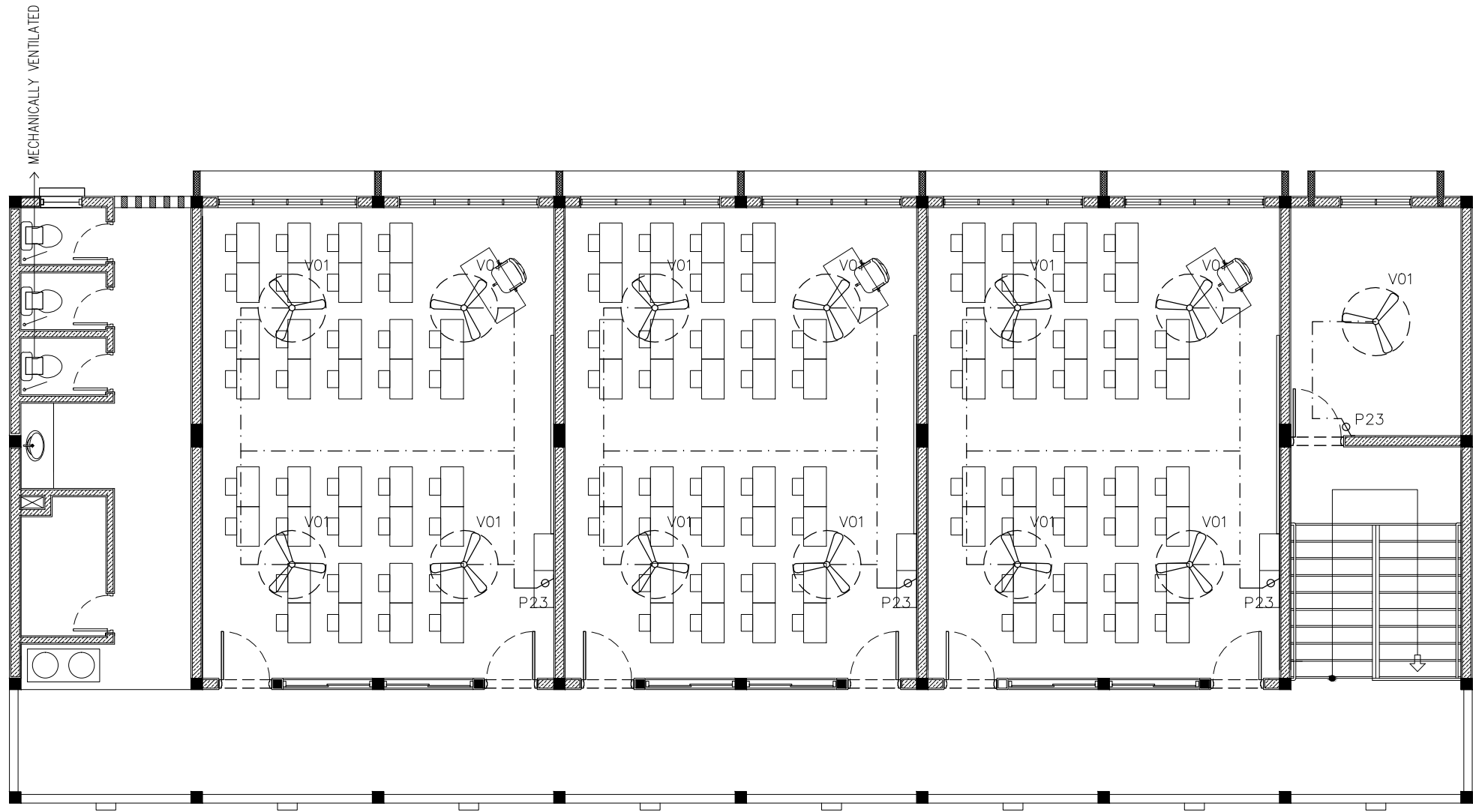
REVISION:	

ARCHITECT:	MOHAMED HAMEEN
ENGINEER:	MOHAMED AHSAN
SERVICES ENG:	
ESTIMATOR:	
DRAWN BY:	ASFAN AHMED

PROJECT:	PROPOSED 06 CLASS ROOM BLOCK (02 STOREY)		
LOCATION:	-		
DRAWING TITLE:	AS GIVEN		
CLIENT:	MINISTRY OF EDUCATION		
SCALE:	AS GIVEN	DIMENSION:	MM
		DATE:	JUNE 2015

E-05
DWG NO
PROJECT NO.: 15-041

CONCEPT AND DESIGN IN THIS DRAWING ARE THE PROPERTIES OF ARCHENG STUDIO PVT LTD. UNAUTHORIZED USE OR REPRODUCTION OF PART OF THE DESIGN,DRAWINGS OR CONCEPT TO USE IN OTHER PROJECTS OR SITES OTHER THAN SPECIFIED ON THIS DRAWING IS PROHIBITED



LEGEND

	P23	FAN / LIGHT DIMMER SWITCH
	V01b	DIA. 1200 CEILING FAN

1ST FLOOR FAN LAYOUT PLAN
SCALE 1:100

CONTRACTORS MUST
CHECK ALL
DIMENSIONS ON SITE
BEFORE STARTING
ANY WORK OR SHOP
DRAWINGS, FIGURED
DIMENSIONS TO TAKE
PRECEDENCE OVER
SCALE READINGS



REVISION:	

ARCHITECT:	MOHAMED HAMEEN
ENGINEER:	MOHAMED AHSAN
SERVICES ENG:	
ESTIMATOR:	
DRAWN BY:	ASFAN AHMED

PROJECT:	PROPOSED 06 CLASS ROOM BLOCK (02 STOREY)		
LOCATION:	-		
DRAWING TITLE:	AS GIVEN		
CLIENT:	MINISTRY OF EDUCATION		
SCALE:	AS GIVEN	DIMENSION:	MM
		DATE:	JUNE 2015

E-06

DWG NO
PROJECT NO.: 15-041

CONCEPT AND DESIGN IN THIS DRAWING ARE THE PROPERTIES OF ARCHENG STUDIO PVT LTD. UNAUTHORIZED USE OR REPRODUCTION OF PART OF THE DESIGN, DRAWINGS OR CONCEPT TO USE IN OTHER PROJECTS OR SITES OTHER THAN SPECIFIED ON THIS DRAWING IS PROHIBITED

PROPOSED 06 CLASS ROOM BLOCK

(2 STOREY)

PLUMBING DRAWINGS

JUNE 2015

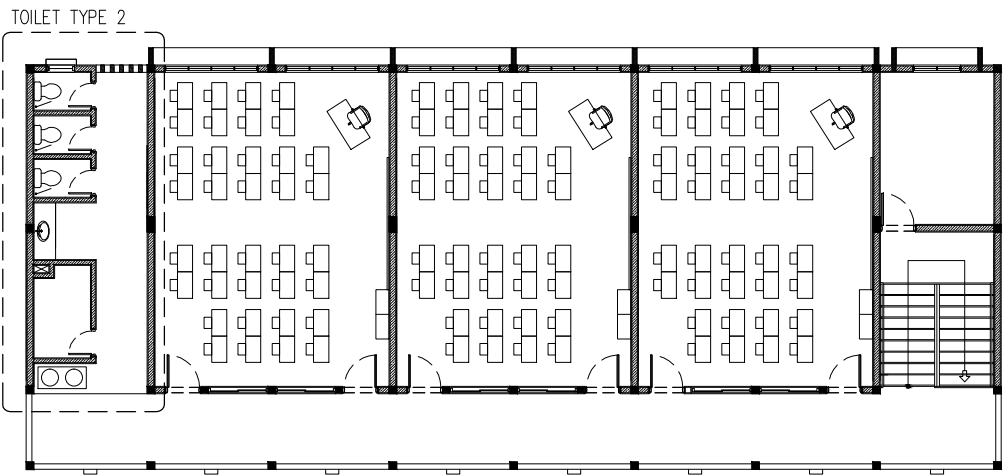
CLIENT : MINISTRY OF EDUCATION

DESIGN BY

ArchEng
s t u d i o
Ma Fiyajahaage, 1st floor, Male'. Republic of Maldives
admin@archeng.biz



GROUND FLOOR PLUMBING KEY PLAN
SCALE 1:100



1ST FLOOR PLUMBING KEY PLAN
SCALE 1:100

CONTRACTORS MUST
CHECK ALL
DIMENSIONS ON SITE
BEFORE STARTING
ANY WORK OR SHOP
DRAWINGS, FIGURED
DIMENSIONS TO TAKE
PRECEDENCE OVER
SCALE READINGS



REVISION:

ARCHITECT:	MOHAMED HAMEEN
ENGINEER:	MOHAMED AHSAN
SERVICES ENG:	
ESTIMATOR:	
DRAWN BY:	ASFAN AHMED

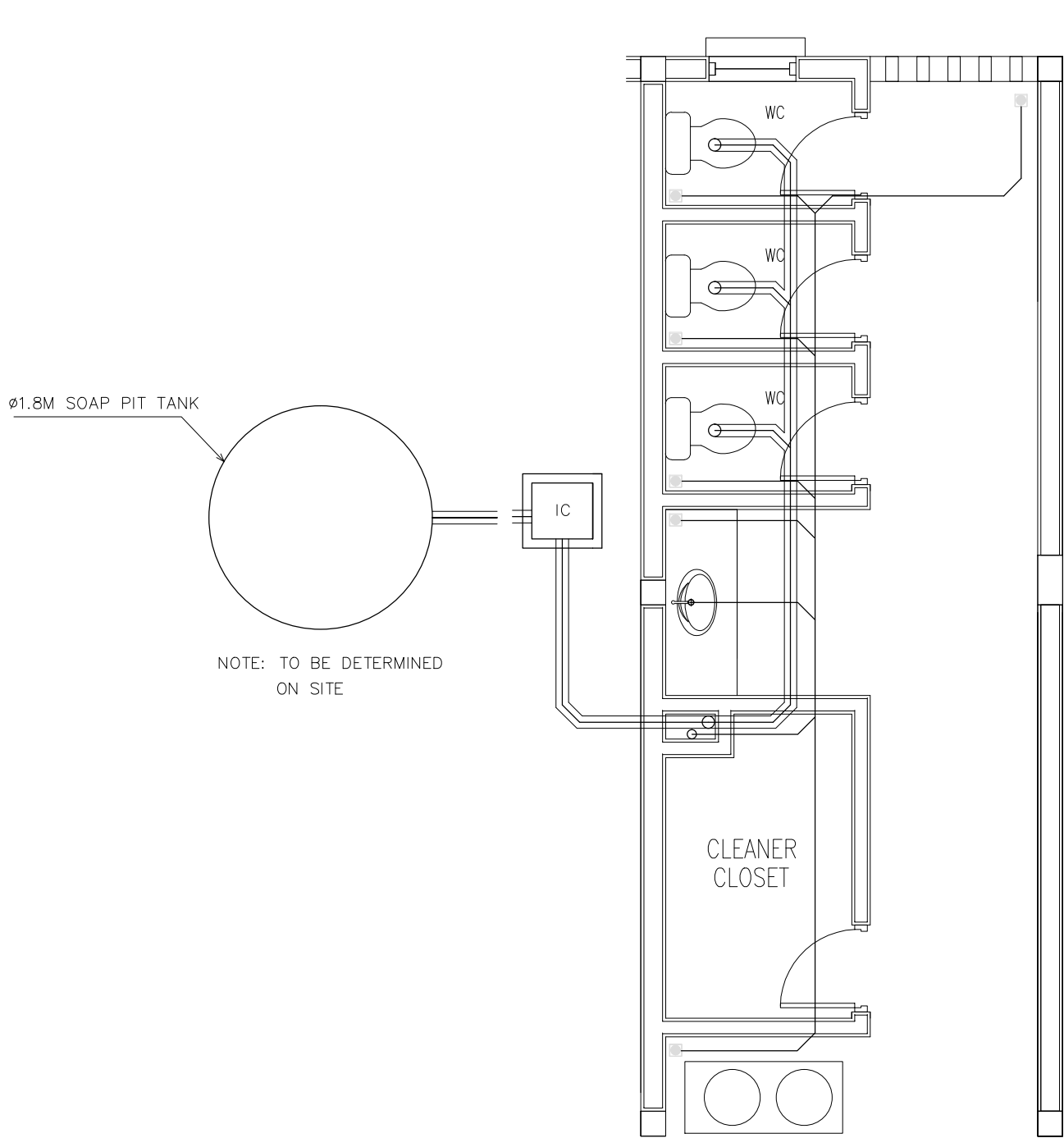
PROJECT:	PROPOSED 06 CLASS ROOM BLOCK (02 STOREY)		
LOCATION:	-		
DRAWING TITLE:	AS GIVEN		
CLIENT:	MINISTRY OF EDUCATION		
SCALE:	AS GIVEN	DIMENSION:	MM
DATE:	JUNE 2015		

P-01

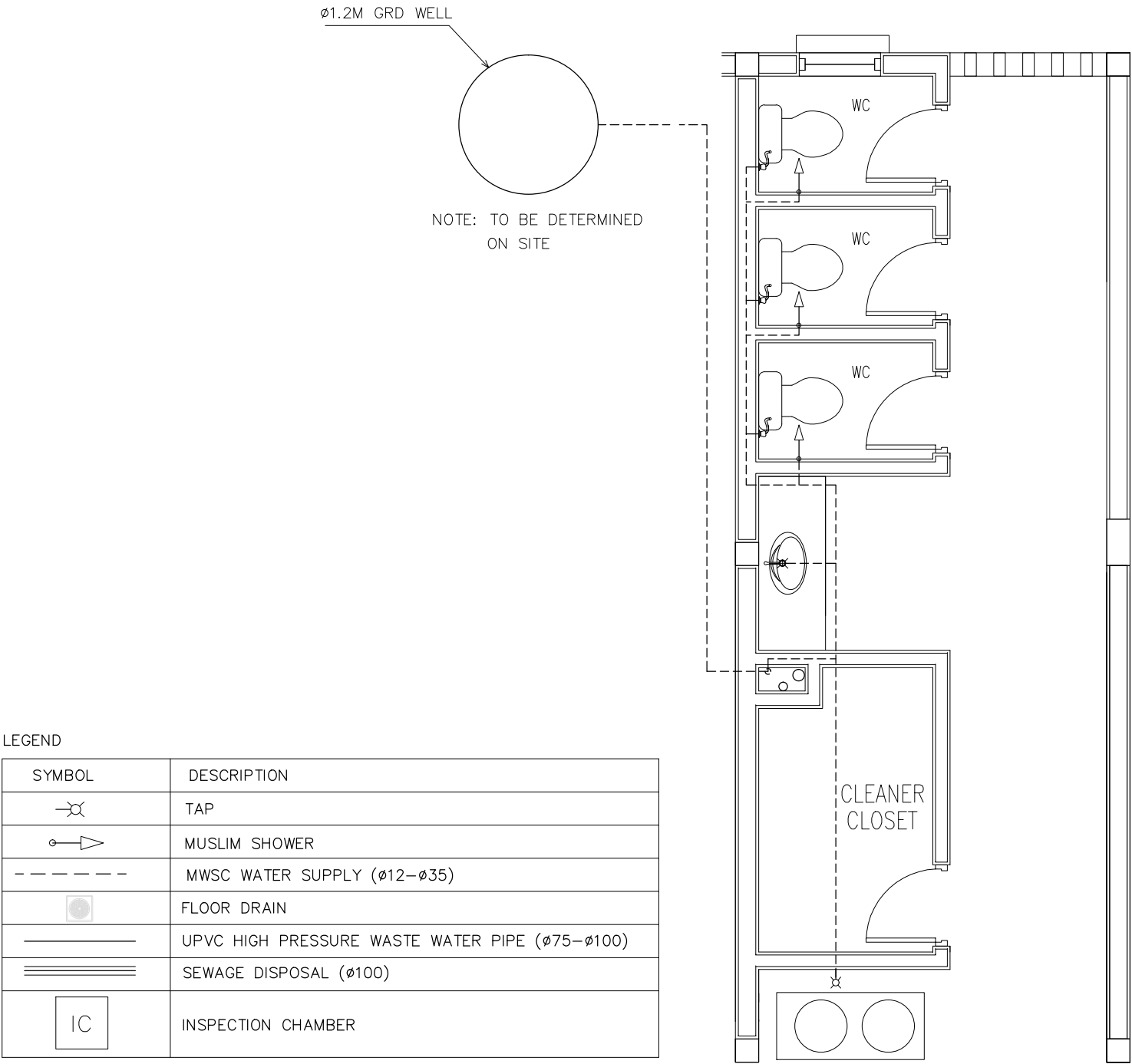
DWG NO

PROJECT NO.: 15-041

CONCEPT AND DESIGN IN THIS DRAWING ARE THE PROPERTIES OF ARCHENG STUDIO PVT LTD. UNAUTHORIZED USE OR REPRODUCTION OF PART OF THE DESIGN, DRAWINGS OR CONCEPT TO USE IN OTHER PROJECTS OR SITES OTHER THAN SPECIFIED ON THIS DRAWING IS PROHIBITED



SEWAGE AND WASTE DISPOSAL
PLAN (TOILET TYPE 1)
SCALE 1:50



FRESH WATER SUPPLY PLAN
(TOILET TYPE 1)
SCALE 1:50

LEGEND

SYMBOL	DESCRIPTION
	TAP
	MUSLIM SHOWER
	MWSC WATER SUPPLY (ø12-ø35)
	FLOOR DRAIN
	UPVC HIGH PRESSURE WASTE WATER PIPE (ø75-ø100)
	SEWAGE DISPOSAL (ø100)
	INSPECTION CHAMBER

CONTRACTORS MUST
CHECK ALL
DIMENSIONS ON SITE
BEFORE STARTING
ANY WORK OR SHOP
DRAWINGS.FIGURED
DIMENSIONS TO TAKE
PRECEDENCE OVER
SCALE READINGS



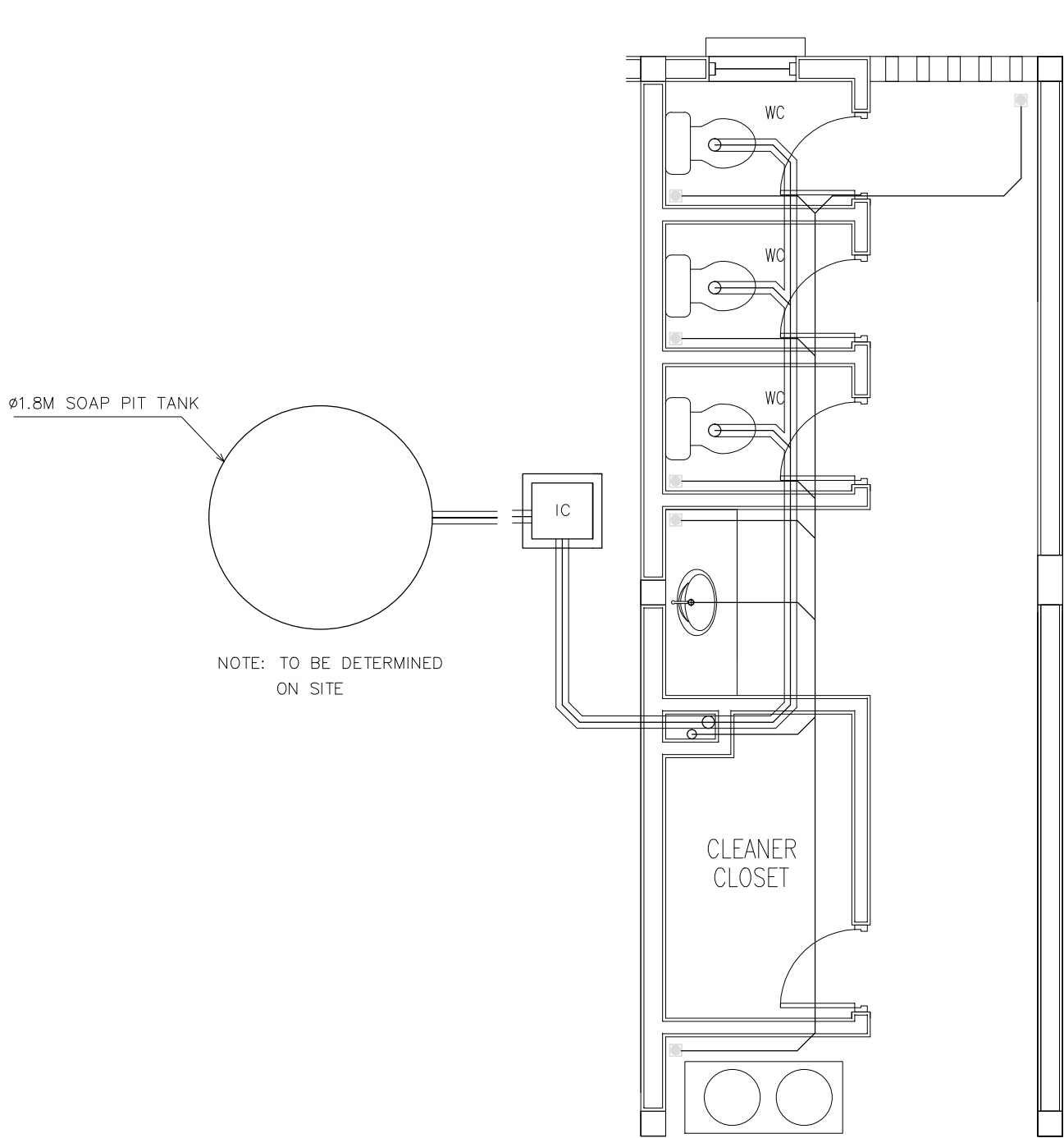
REVISION:

ARCHITECT: MOHAMED HAMEEN
ENGINEER: MOHAMED AHSAN
SERVICES ENG:
ESTIMATOR:
DRAWN BY: ASFAN AHMED

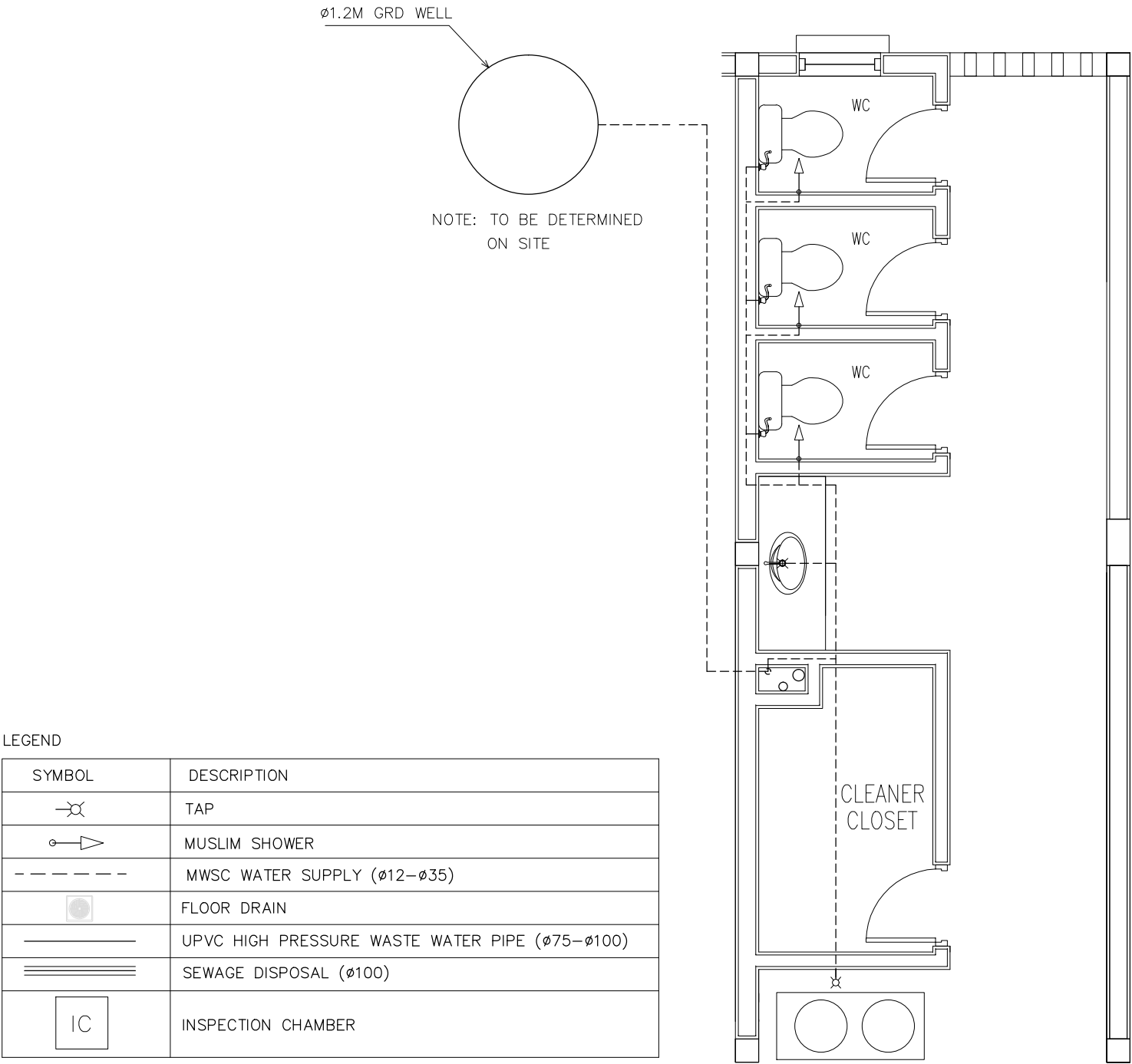
PROJECT: PROPOSED 06 CLASS ROOM BLOCK (02 STOREY)
LOCATION: -
DRAWING TITLE: AS GIVEN
CLIENT: MINISTRY OF EDUCATION
SCALE: AS GIVEN DIMENSION: MM DATE: JUNE 2015

P-02
DWG NO
PROJECT NO.: 15-041

CONCEPT AND DESIGN IN THIS DRAWING ARE THE PROPERTIES OF ARCHENG STUDIO PVT LTD. UNAUTHORIZED USE OR REPRODUCTION OF PART OF THE DESIGN,DRAWINGS OR CONCEPT TO USE IN OTHER PROJECTS OR SITES OTHER THAN SPECIFIED ON THIS DRAWING IS PROHIBITED



SEWAGE AND WASTE DISPOSAL
PLAN (TOILET TYPE 1)
SCALE 1:50



FRESH WATER SUPPLY PLAN
(TOILET TYPE 1)
SCALE 1:50

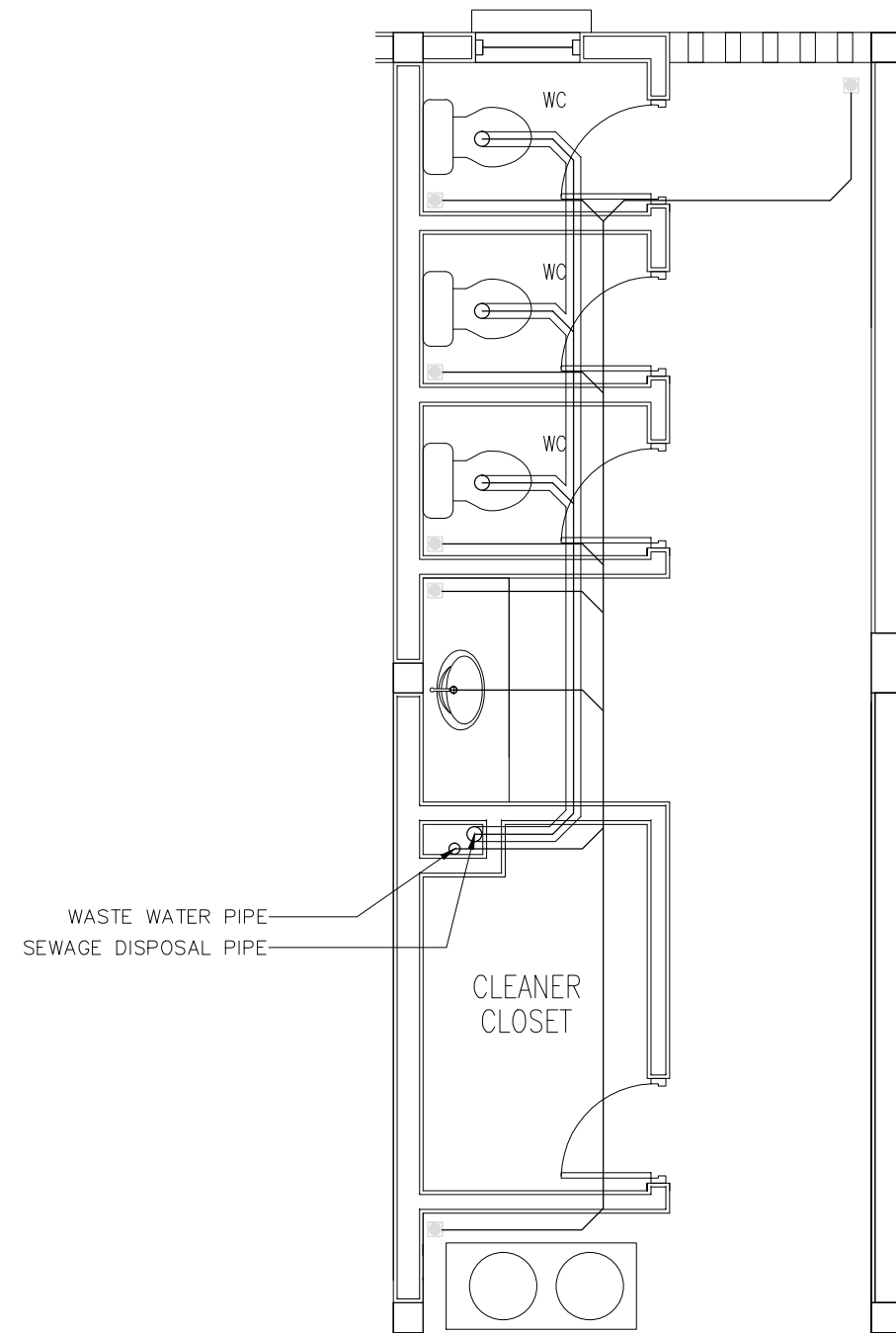
LEGEND

SYMBOL	DESCRIPTION
	TAP
	MUSLIM SHOWER
	MWSC WATER SUPPLY (ø12–ø35)
	FLOOR DRAIN
	UPVC HIGH PRESSURE WASTE WATER PIPE (ø75–ø100)
	SEWAGE DISPOSAL (ø100)
	INSPECTION CHAMBER

CONTRACTORS MUST
CHECK ALL
DIMENSIONS ON SITE
BEFORE STARTING
ANY WORK OR SHOP
DRAWINGS.FIGURED
DIMENSIONS TO TAKE
PRECEDENCE OVER
SCALE READINGS



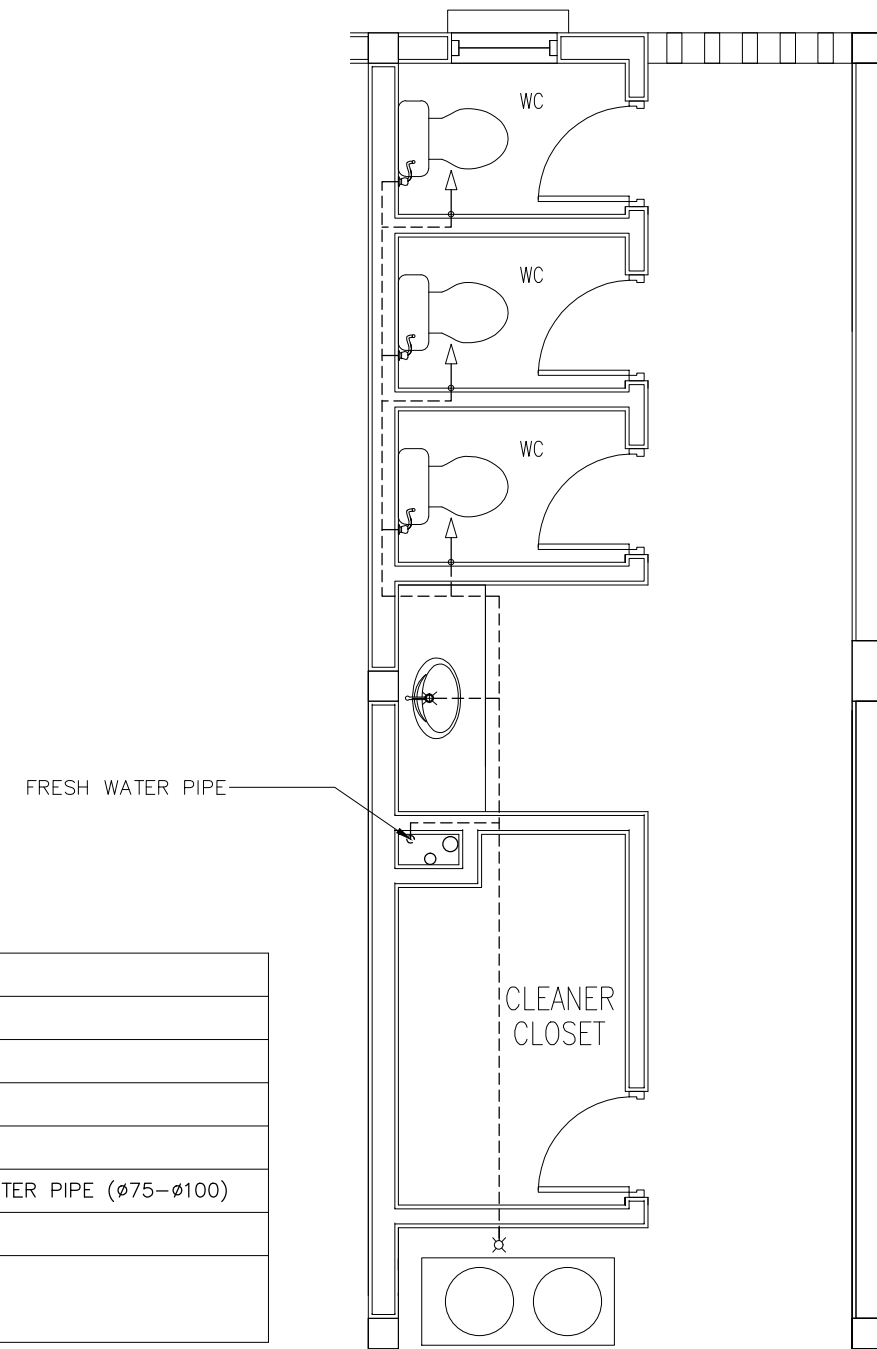
REVISION:	ARCHITECT:	MOHAMED HAMEEN	PROJECT:			PROPOSED 06 CLASS ROOM BLOCK (02 STOREY)			P-02	
	ENGINEER:	MOHAMED AHSAN	LOCATION:			-				
	SERVICES ENG:		DRAWING TITLE:			AS GIVEN				
	ESTIMATOR:		CLIENT:			MINISTRY OF EDUCATION				
	DRAWN BY:	ASFAN AHMED	SCALE: AS GIVEN			DIMENSION: MM	DATE: JUNE 2015		DWG NO	
CONCEPT AND DESIGN IN THIS DRAWING ARE THE PROPERTIES OF ARCHENG STUDIO PVT LTD. UNAUTHORIZED USE OR REPRODUCTION OF PART OF THE DESIGN,DRAWINGS OR CONCEPT TO USE IN OTHER PROJECTS OR SITES OTHER THAN SPECIFIED ON THIS DRAWING IS PROHIBITED										PROJECT NO.: 15-041



**SEWAGE AND WASTE DISPOSAL
PLAN (TOILET TYPE 1)**
SCALE 1:50

LEGEND

SYMBOL	DESCRIPTION
	TAP
	MUSLIM SHOWER
	MWSC WATER SUPPLY (ø12-ø35)
	FLOOR DRAIN
	UPVC HIGH PRESSURE WASTE WATER PIPE (ø75-ø100)
	SEWAGE DISPOSAL (ø100)
	INSPECTION CHAMBER

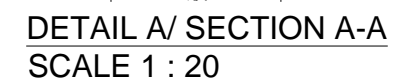


**FRESH WATER SUPPLY PLAN
(TOILET TYPE 1)**
SCALE 1:50

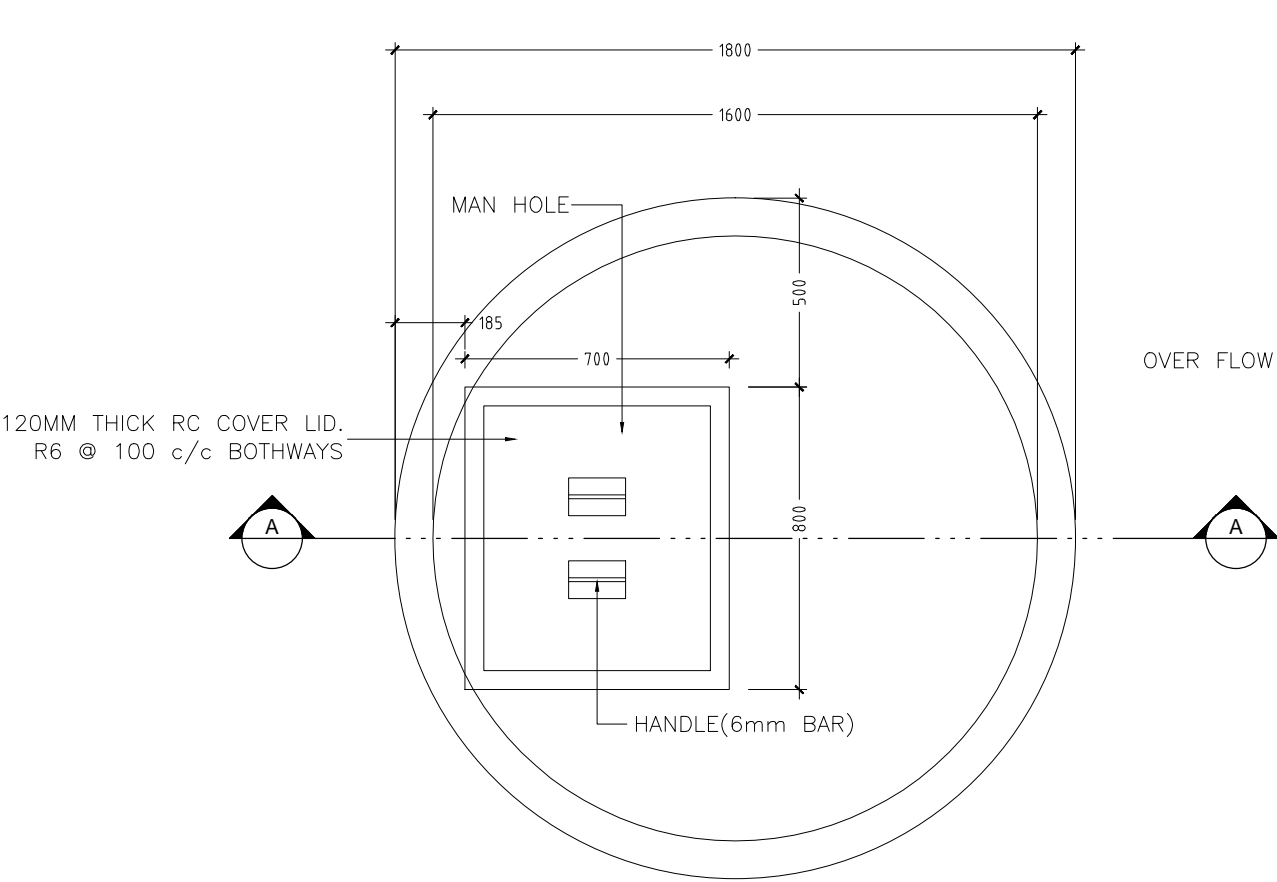
CONTRACTORS MUST
CHECK ALL
DIMENSIONS ON SITE
BEFORE STARTING
ANY WORK OR SHOP
DRAWINGS. FIGURED
DIMENSIONS TO TAKE
PRECEDENCE OVER
SCALE READINGS

ArchEng
studio
Ma Fiyajahaage, 1st floor, Male' Republic of Maldives
admin@archeng.biz

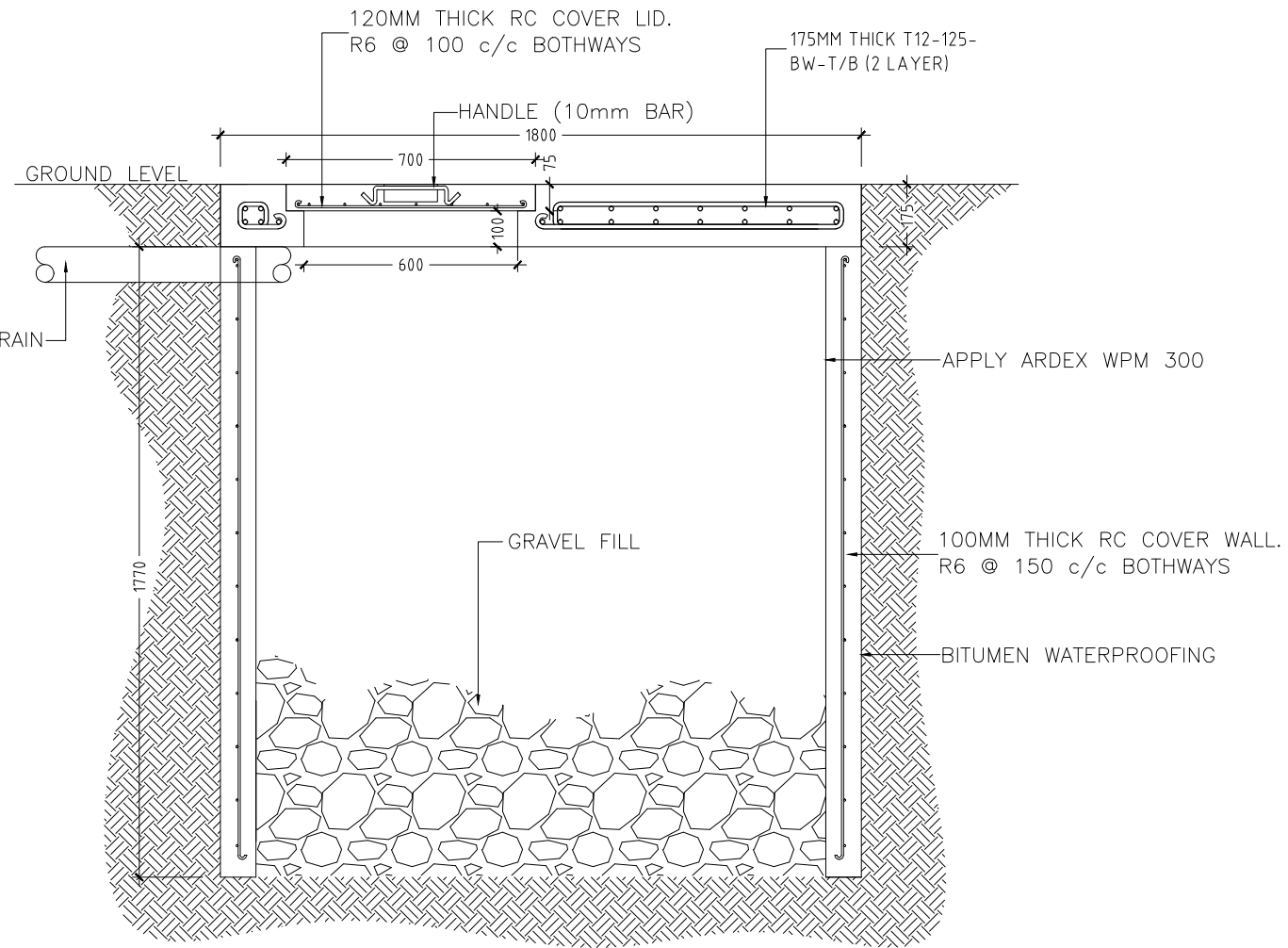
REVISION:	ARCHITECT: MOHAMED HAMEEN	PROJECT: PROPOSED 06 CLASS ROOM BLOCK (02 STOREY)	P-03
	ENGINEER: MOHAMED AHSAN	LOCATION: -	
	SERVICES ENG:	DRAWING TITLE: AS GIVEN	
	ESTIMATOR:	CLIENT: MINISTRY OF EDUCATION	
	DRAWN BY: ASFAN AHMED	SCALE: AS GIVEN DIMENSION: MM DATE: JUNE 2015	
CONCEPT AND DESIGN IN THIS DRAWING ARE THE PROPERTIES OF ARCHENG STUDIO PVT LTD. UNAUTHORIZED USE OR REPRODUCTION OF PART OF THE DESIGN DRAWINGS OR CONCEPT TO USE IN OTHER PROJECTS OR SITES OTHER THAN SPECIFIED ON THIS DRAWING IS PROHIBITED			DWG NO PROJECT NO.: 15-041



CONCEPT AND DESIGN IN THIS DRAWING ARE THE PROPERTIES OF ARCHENG STUDIO PVT LTD. UNAUTHORIZED USE OR REPRODUCTION OF PART OF THE DESIGN DRAWINGS OR CONCEPT TO USE IN OTHER PROJECTS OR SITES OTHER THAN SPECIFIED ON THIS DRAWING IS PROHIBITED



DETAIL A/ PLAN VIEW OF SOAK PIT TANK
SCALE 1 : 20



DETAIL A/ SECTION A-A OF SOAK PIT TANK
SCALE 1 : 20

CONTRACTORS MUST
CHECK ALL
DIMENSIONS ON SITE
BEFORE STARTING
ANY WORK OR SHOP
DRAWINGS.FIGURED
DIMENSIONS TO TAKE
PRECEDENCE OVER
SCALE READINGS



REVISION:	ARCHITECT: MOHAMED HAMEEN	PROJECT: PROPOSED 06 CLASS ROOM BLOCK (02 STOREY)	P-05
	ENGINEER: MOHAMED AHSAN	LOCATION: -	
	SERVICES ENG:	DRAWING TITLE: AS GIVEN	
	ESTIMATOR:	CLIENT: MINISTRY OF EDUCATION	
	DRAWN BY: ASFAN AHMED	SCALE: AS GIVEN	
CONCEPT AND DESIGN IN THIS DRAWING ARE THE PROPERTIES OF ARCHENG STUDIO PVT LTD. UNAUTHORIZED USE OR REPRODUCTION OF PART OF THE DESIGN,DRAWINGS OR CONCEPT TO USE IN OTHER PROJECTS OR SITES OTHER THAN SPECIFIED ON THIS DRAWING IS PROHIBITED			DWG NO
			PROJECT NO.: 15-041

PROPOSED 06 CLASS ROOM BLOCK

(2 STOREY)

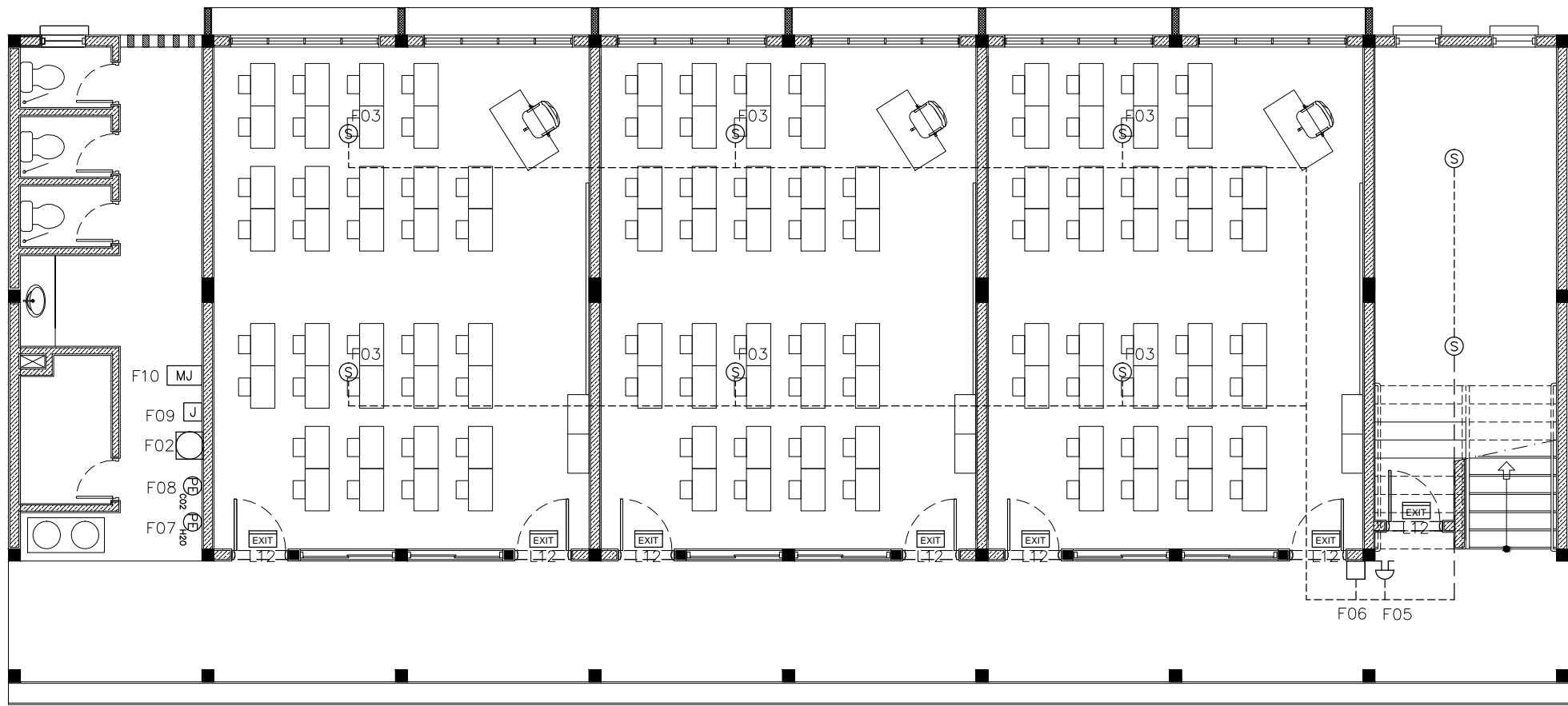
FIRE SAFETY DRAWINGS

JUNE 2015

CLIENT : MINISTRY OF EDUCATION

DESIGN BY

ArchEng
s t u d i o
Ma Fiyajahaage, 1st floor, Male'. Republic of Maldives
admin@archeng.biz



LEGEND

SYMBOL	CODE	DESCRIPTION
	F00	FIRE BLANKET
	F02	BREAK GLASS MANUAL CALL POINT
	F03	SMOKE DETECTOR
	F05	FIRE ALARM BELL
	F07	PORTABLE EXTINGUISHER (H2O)
	F08	PORTABLE EXTINGUISHER (CO2)
	F12	EXIT SIGN
	F09	JUNCTION BOX
	F10	FIRE MAIN CONTROL PANEL

NOTE: ALL FIRE RESISTANT CABLES SHALL BE ENCLOSED IN PVC CONDUITE

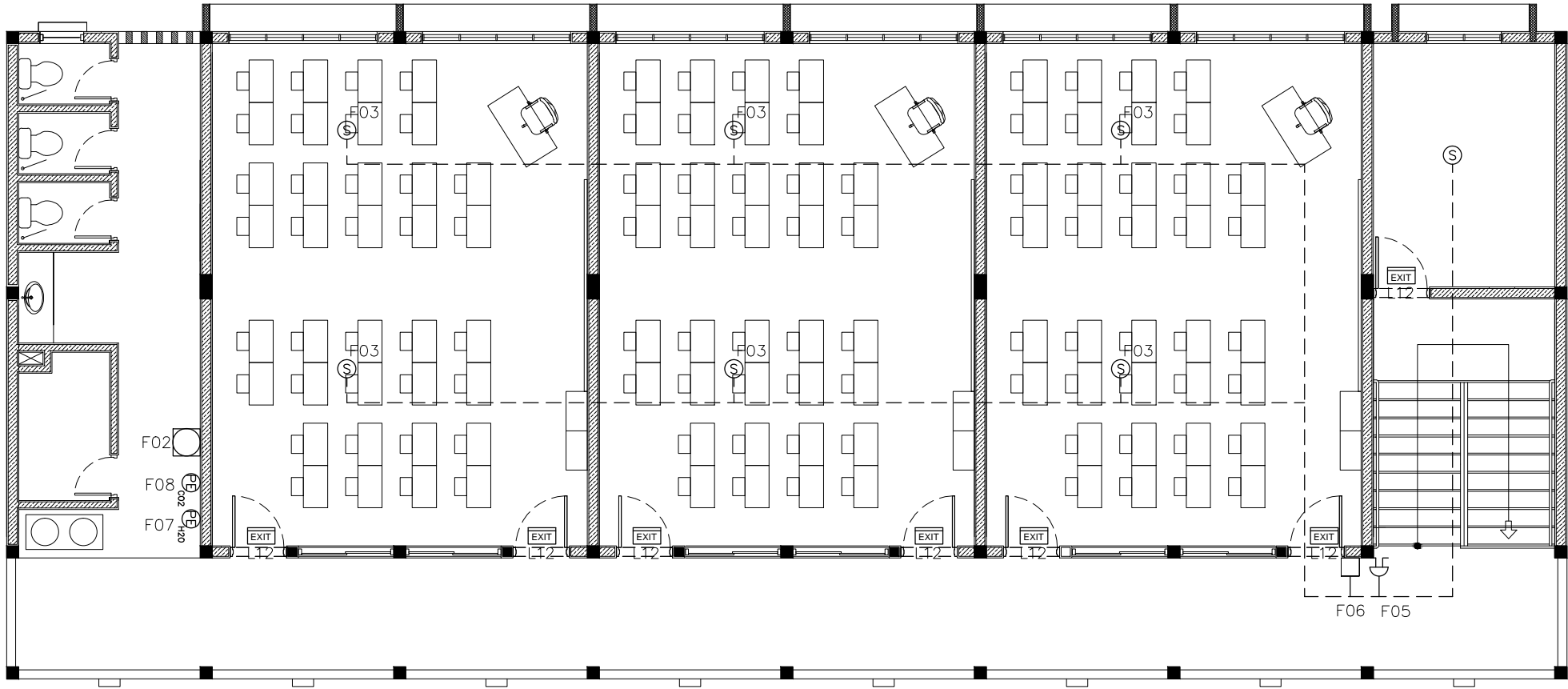
GROUND FLOOR FIRE SAFETY LAYOUT PLAN

SCALE 1:100

CONTRACTORS MUST CHECK ALL DIMENSIONS ON SITE BEFORE STARTING ANY WORK OR SHOP DRAWINGS. FIGURED DIMENSIONS TO TAKE PRECEDENCE OVER SCALE READINGS

ArchEng
studio
Ma Piyajahaage, 1st floor, Male' Republic of Maldives
admin@archeng.biz

REVISION:	ARCHITECT: MOHAMED HAMEEN	PROJECT: PROPOSED 06 CLASS ROOM BLOCK (02 STOREY)	F-01
	ENGINEER: MOHAMED AHSAN	LOCATION: -	
	SERVICES ENG:	DRAWING TITLE: AS GIVEN	
	ESTIMATOR:	CLIENT: MINISTRY OF EDUCATION	
	DRAWN BY: ASFAN AHMED	SCALE: AS GIVEN	
CONCEPT AND DESIGN IN THIS DRAWING ARE THE PROPERTIES OF ARCHENG STUDIO PVT LTD. UNAUTHORIZED USE OR REPRODUCTION OF PART OF THE DESIGN, DRAWINGS OR CONCEPT TO USE IN OTHER PROJECTS OR SITES OTHER THAN SPECIFIED ON THIS DRAWING IS PROHIBITED			DWG NO
			PROJECT NO.: 15-041



LEGEND

SYMBOL	CODE	DESCRIPTION
	F00	FIRE BLANKET
	F02	BREAK GLASS MANUAL CALL POINT
	F03	SMOKE DETECTOR
	F05	FIRE ALARM BELL
	F07	PORTABLE EXTINGUISHER (H2O)
	F08	PORTABLE EXTINGUISHER (CO2)
	F12	EXIT SIGN

NOTE: ALL FIRE RESISTANT CABLES SHALL BE ENCLOSED IN PVC CONDUITE

1ST FLOOR FIRE SAFETY LAYOUT PLAN

SCALE 1:100

CONTRACTORS MUST CHECK ALL DIMENSIONS ON SITE BEFORE STARTING ANY WORK OR SHOP DRAWINGS FIGURED DIMENSIONS TO TAKE PRECEDENCE OVER SCALE READINGS

ArchEng
s t u d i o
Ma Fiyajahaage, 1st floor, Male*, Republic of Maldives
admin@archeng.biz

REVISION:	ARCHITECT: MOHAMED HAMEEN	PROJECT: PROPOSED 06 CLASS ROOM BLOCK (02 STOREY)	F-02
	ENGINEER: MOHAMED AHSAN	LOCATION: -	
	SERVICES ENG:	DRAWING TITLE: AS GIVEN	
	ESTIMATOR:	CLIENT: MINISTRY OF EDUCATION	
	DRAWN BY: ASFAN AHMED	SCALE: AS GIVEN	
CONCEPT AND DESIGN IN THIS DRAWING ARE THE PROPERTIES OF ARCHENG STUDIO PVT LTD. UNAUTHORIZED USE OR REPRODUCTION OF PART OF THE DESIGN, DRAWINGS OR CONCEPT TO USE IN OTHER PROJECTS OR SITES OTHER THAN SPECIFIED ON THIS DRAWING IS PROHIBITED			DWG NO
			PROJECT NO.: 15-041