

REVISED DATE :

GENERAL NOTE:

PROJECT :

# HOUSING UNITS GN. FUVAHMULAH

TITLE :  
**KEY PLAN  
SITE PLAN, PLOT 1**

CLIENT :  
MINISTRY OF HOUSING &  
INFRASTRUCTURE

SCALE :  
AS GIVEN

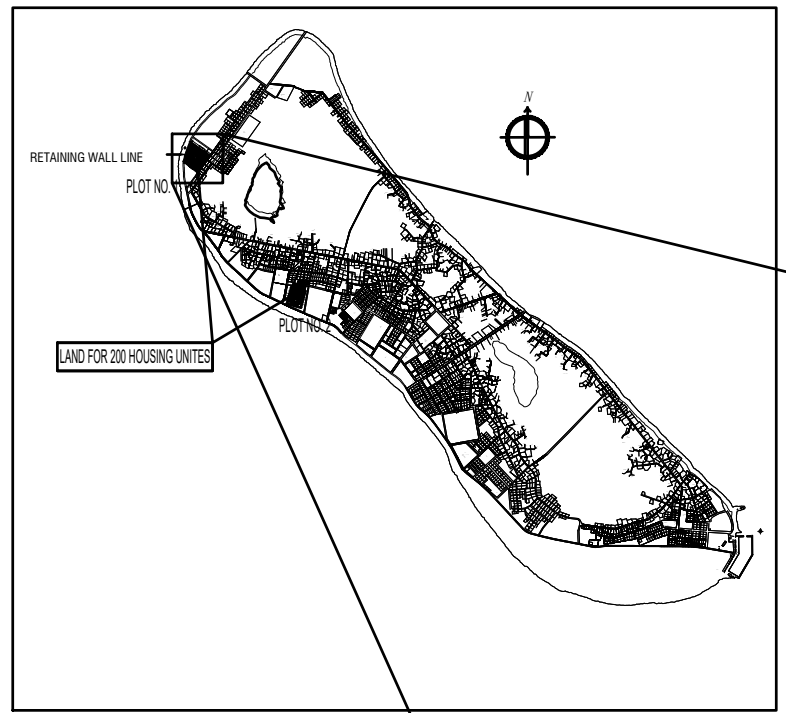
DATE :  
**DECEMBER 2016**

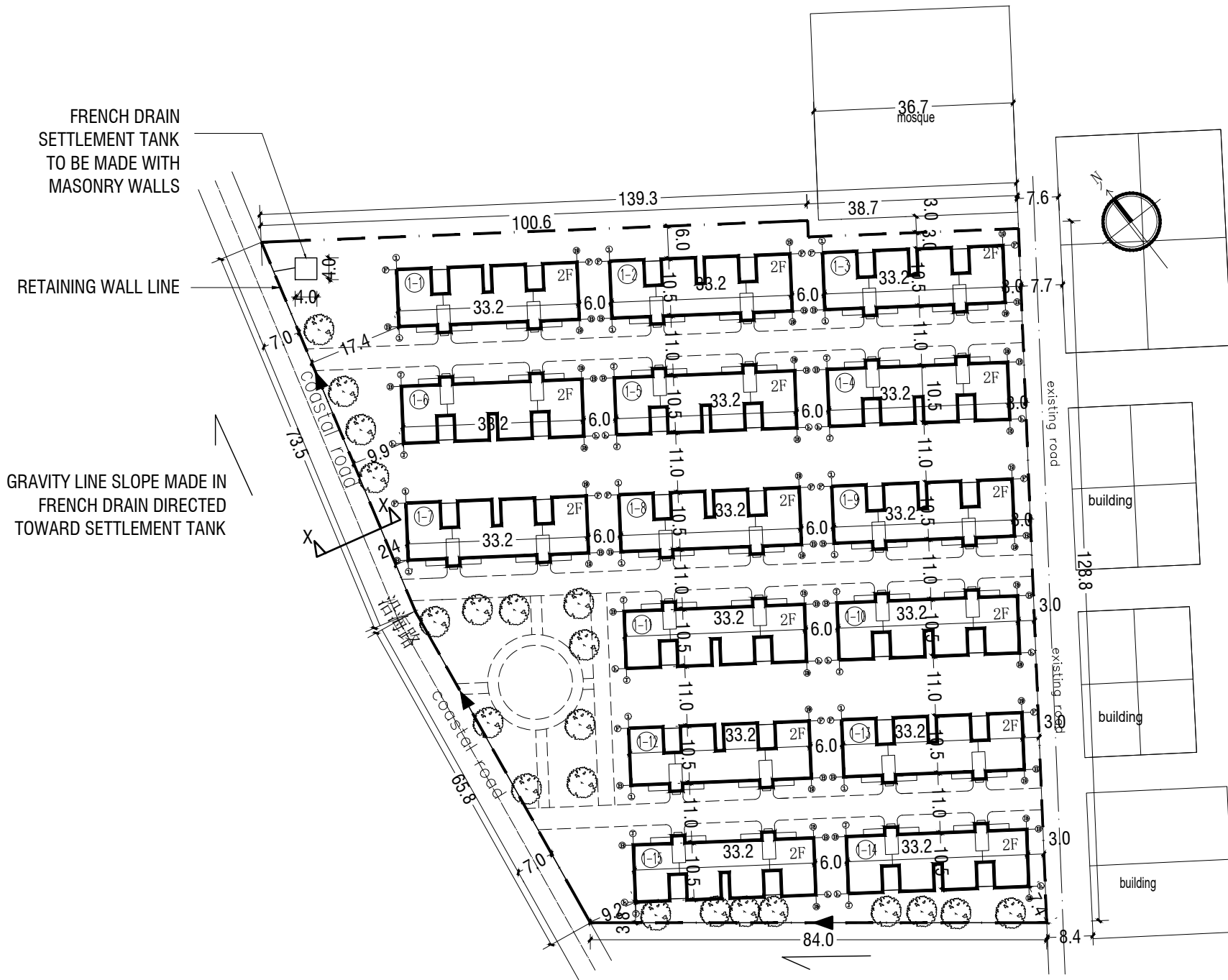
PROJECT NO :

ARCHITECT : AHMED SUJEETH  
ENGINEER : AHMED SUJEETH  
DRAWN BY : AHMED SUJEETH  
CHECKED BY : -  
APPROVED BY : -

DWG NO :

## A-01 /03





FRENCH DRAIN  
SETTLEMENT TANK  
TO BE MADE WITH  
MASONRY WALLS

RETAINING WALL LINE

GRAVITY LINE SLOPE MADE IN  
FRENCH DRAIN DIRECTED  
TOWARD SETTLEMENT TANK

REVISED DATE :  
-----  
-----  
-----  
-----

GENERAL NOTE:  
-----  
-----  
-----

PROJECT :  
**HOUSING UNITS  
GN. FUVAHMULAH**

TITLE :  
**DRAIN SLOPE PLAN**

CLIENT :  
MINISTRY OF HOUSING &  
INFRASTRUCTURE

SCALE :  
AS GIVEN

DATE :  
DECEMBER 2016

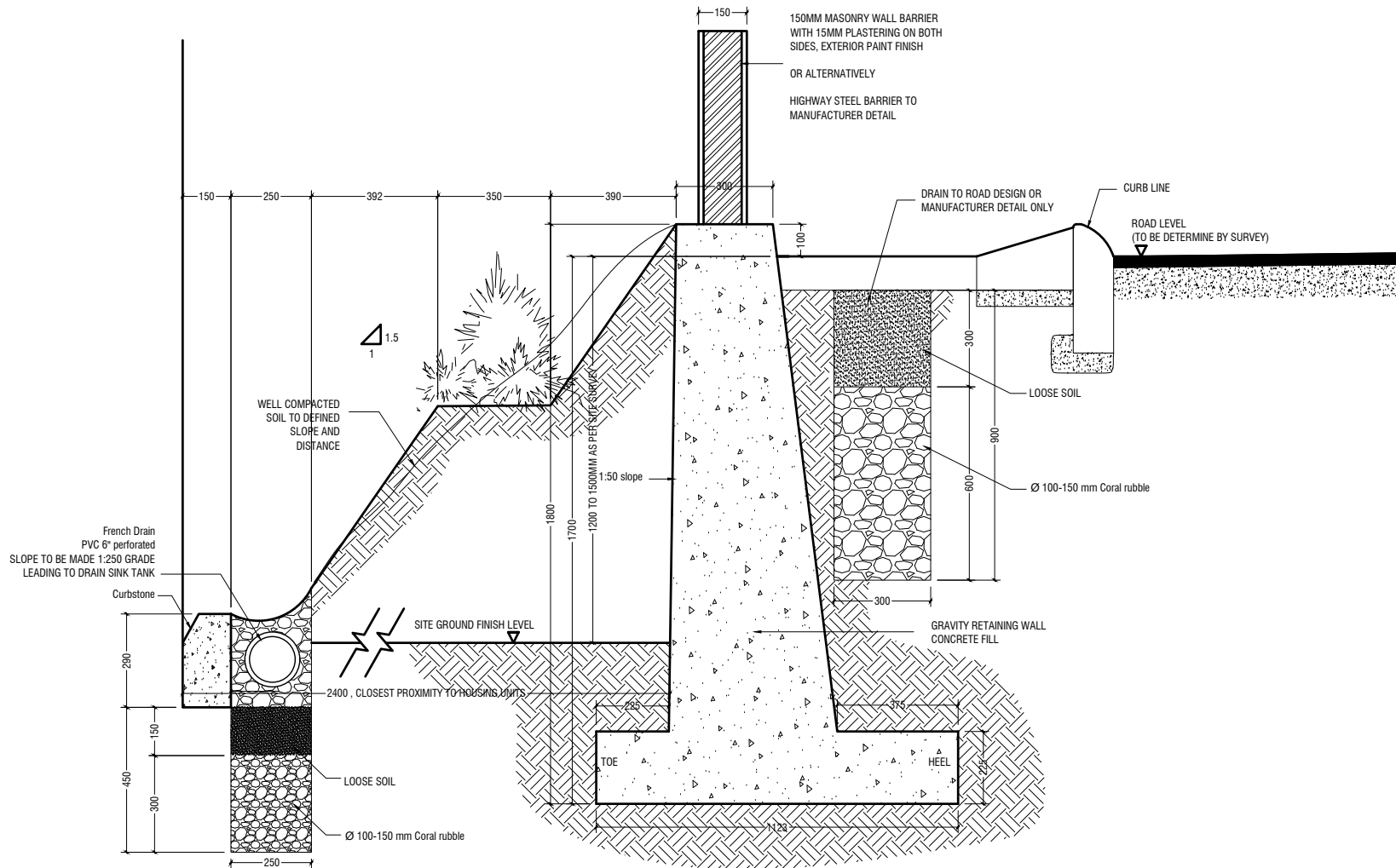
PROJECT NO :  
-

ARCHITECT : AHMED SUJEETH  
ENGINEER : AHMED SUJEETH  
DRAWN BY : AHMED SUJEETH  
CHECKED BY : -  
APPROVED BY : -

DWG NO :

**A-02 /03**

Designed boundary line and measured scope of land in plot No.1  
1#地块红线及实测用地范围



FRENCH DRAIN REFERENCE EXAMPLE

## GRAVITY RETAINING WALL DESIGN SECTION X-X

SCALE 1:20

REVISED DATE :


GENERAL NOTE:


PROJECT :

HOUSING UNITS  
GN. FUVAHMULAH

TITLE :

GRAVITY RETAINING WALL DESIGN  
SECTION X-X

CLIENT :

MINISTRY OF HOUSING &  
INFRASTRUCTURE

SCALE :

AS GIVEN

DATE :

DECEMBER 2016

PROJECT NO :

-

ARCHITECT : AHMED SUJEETH

ENGINEER : AHMED SUJEETH

DRAWN BY : AHMED SUJEETH

CHECKED BY : -

APPROVED BY : -

DWG NO :

A-03/03