

WHITE PAPER



سندھ سروسز پر تادیب سروسز

قرارداد دہی دوا ریح میسر سروسز قر ۱۰۰

ارٹو و سروسز مہار ۱۰۰ ۱۰۰ ۱۰۰ ۱۰۰ ۱۰۰

۱ لائبریری سروسز دہی ۱۰۰

۲۰۱۸ ۱۰۰ ۱۰۰

ን ኢትዮጵያውያንን ን ዲሞክራሲያዊ ዲሞክራሲያዊ ሪፐብሊክ ኢትዮጵያውያንን
 ለምዕራባዊ የሰነድ ማህበራት ለመታዘብ ከተችሁት የሰነድ ማህበራት ለመታዘብ
 የሚችሉትን ሰነድ ማህበራት ይጠቅሙ ። ለዚህም ተጨማሪ ሰነድ ማህበራት
 ለምዕራባዊ የሰነድ ማህበራት ለመታዘብ ይችላሉ ።
 ለምሳሌ፣ ለምዕራባዊ የሰነድ ማህበራት ለመታዘብ ይችላሉ ።
 ለምዕራባዊ የሰነድ ማህበራት ለመታዘብ ይችላሉ ።

فهرست

3.....	تاریخ آموزش
12.....	توسعه آموزش
28.....	توسعه آموزش در کشورهای توسعه یافته
34.....	توسعه آموزش در کشورهای در حال توسعه
38.....	توسعه آموزش در کشورهای در حال توسعه: روش‌های نوین و چالش‌ها
67.....	توسعه آموزش در کشورهای در حال توسعه: نقش دولت و بخش خصوصی
88.....	توسعه آموزش در کشورهای در حال توسعه: نقش جامعه مدنی
95.....	توسعه آموزش در کشورهای در حال توسعه: نقش فناوری
97.....	توسعه آموزش در کشورهای در حال توسعه: نقش آموزش عالی

2.2 קטגוריות משתנות בסמכות מיסוד קבוצת המוסדות לשיעור

המוסדות המבטלים כשירות:

המוסדות המשלמים	המוסדות	המוסדות המשלמים
G101.1/G101.2	אבי/המנון ניהול ארבע מוסדות	אבי/המנון ניהול ארבע מוסדות
G101.2.1	אבי/המנון ניהול ארבע מוסדות	אבי/המנון ניהול ארבע מוסדות
G101.2.2	אבי/המנון ניהול ארבע מוסדות	אבי/המנון ניהול ארבע מוסדות
G101.2.3	אבי/המנון ניהול ארבע מוסדות	אבי/המנון ניהול ארבע מוסדות
G101.2.4	אבי/המנון ניהול ארבע מוסדות	אבי/המנון ניהול ארבע מוסדות
G101.2.5	אבי/המנון ניהול ארבע מוסדות	אבי/המנון ניהול ארבע מוסדות
G101.2.6	אבי/המנון ניהול ארבע מוסדות	אבי/המנון ניהול ארבע מוסדות
G101.2.7	אבי/המנון ניהול ארבע מוסדות	אבי/המנון ניהול ארבע מוסדות
G101.2.8	אבי/המנון ניהול ארבע מוסדות	אבי/המנון ניהול ארבע מוסדות

המוסדות המבטלים כשירות:

- 1- ניהול ארבע מוסדות וניהול ארבע מוסדות ניהול ארבע מוסדות ניהול ארבע מוסדות
- 2- ניהול ארבע מוסדות וניהול ארבע מוסדות ניהול ארבע מוסדות ניהול ארבע מוסדות
- 3- ניהול ארבע מוסדות וניהול ארבע מוסדות ניהול ארבע מוסדות ניהול ארבע מוסדות
- 4- ניהול ארבע מוסדות וניהול ארבע מוסדות ניהול ארבע מוסדות ניהול ארבע מוסדות

המוסדות המשלמים:

המוסדות המשלמים, ארבע מוסדות ניהול ארבע מוסדות ניהול ארבע מוסדות ניהול ארבע מוסדות

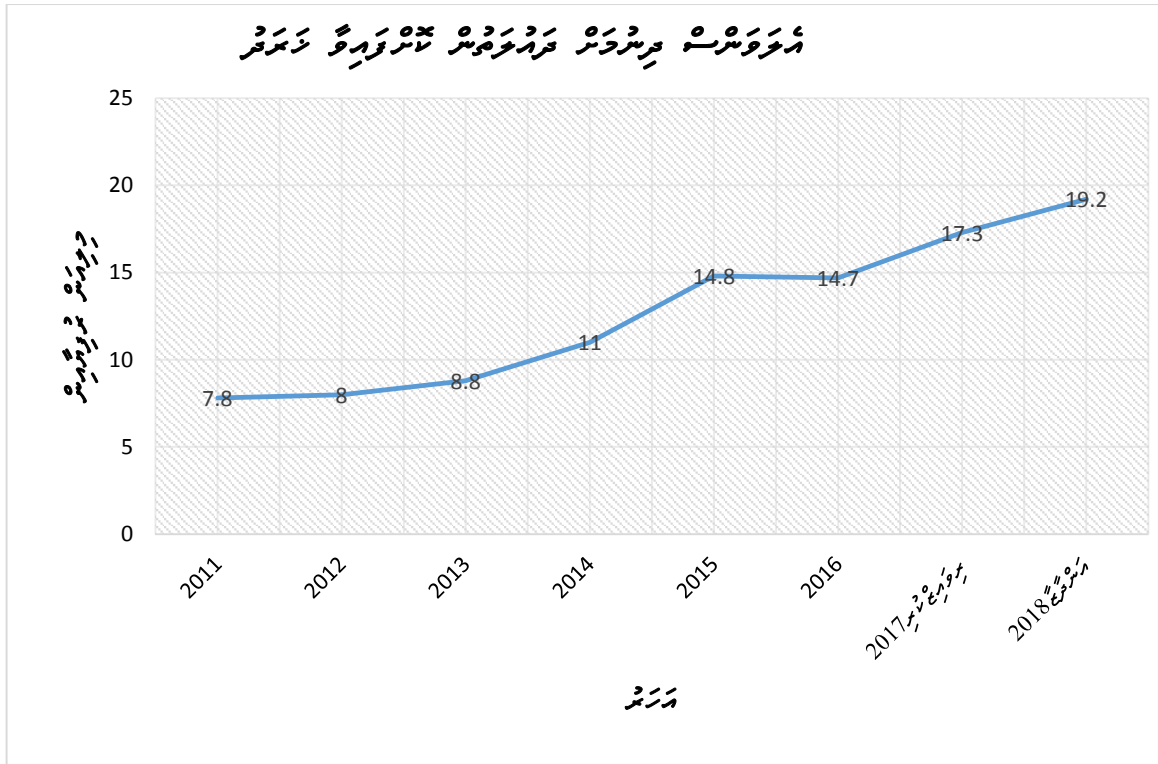
המוסדות המשלמים, ארבע מוסדות ניהול ארבע מוסדות ניהול ארבע מוסדות ניהול ארבע מוסדות

המוסדות המשלמים, ארבע מוסדות ניהול ארבע מוסדות ניהול ארבע מוסדות ניהול ארבע מוסדות

המוסדות המשלמים, ארבע מוסדות ניהול ארבע מוסדות ניהול ארבע מוסדות ניהול ארבע מוסדות

המוסדות המבטלים כשירות:

ניהול ארבע מוסדות ניהול ארבע מוסדות ניהול ארבע מוסדות ניהול ארבע מוסדות



תמונה 1: "הכפר" - מספר עובדים ממוצע שנתי של חברת "כפר" מ-2011 עד 2018

4. ג' - מספר עובדים באתר הייצור והשירותים של חברת "כפר" מ-2011 עד 2018

4.1. מספר עובדים באתר הייצור והשירותים של חברת "כפר" מ-2011 עד 2018. מספר העובדים באתר הייצור והשירותים של חברת "כפר" גדל במהלך השנים, ונכון לסוף 2018 הוא 19.2 עובדים. מספר העובדים באתר הייצור והשירותים של חברת "כפר" גדל במהלך השנים, ונכון לסוף 2018 הוא 19.2 עובדים.

4.2. מספר עובדים באתר הייצור והשירותים של חברת "כפר" מ-2013 עד 2018. מספר העובדים באתר הייצור והשירותים של חברת "כפר" גדל במהלך השנים, ונכון לסוף 2018 הוא 19.2 עובדים. מספר העובדים באתר הייצור והשירותים של חברת "כפר" גדל במהלך השנים, ונכון לסוף 2018 הוא 19.2 עובדים.

4.3. מספר עובדים באתר הייצור והשירותים של חברת "כפר" מ-2013 עד 2018. מספר העובדים באתר הייצור והשירותים של חברת "כפר" גדל במהלך השנים, ונכון לסוף 2018 הוא 19.2 עובדים. מספר העובדים באתר הייצור והשירותים של חברת "כפר" גדל במהלך השנים, ונכון לסוף 2018 הוא 19.2 עובדים.

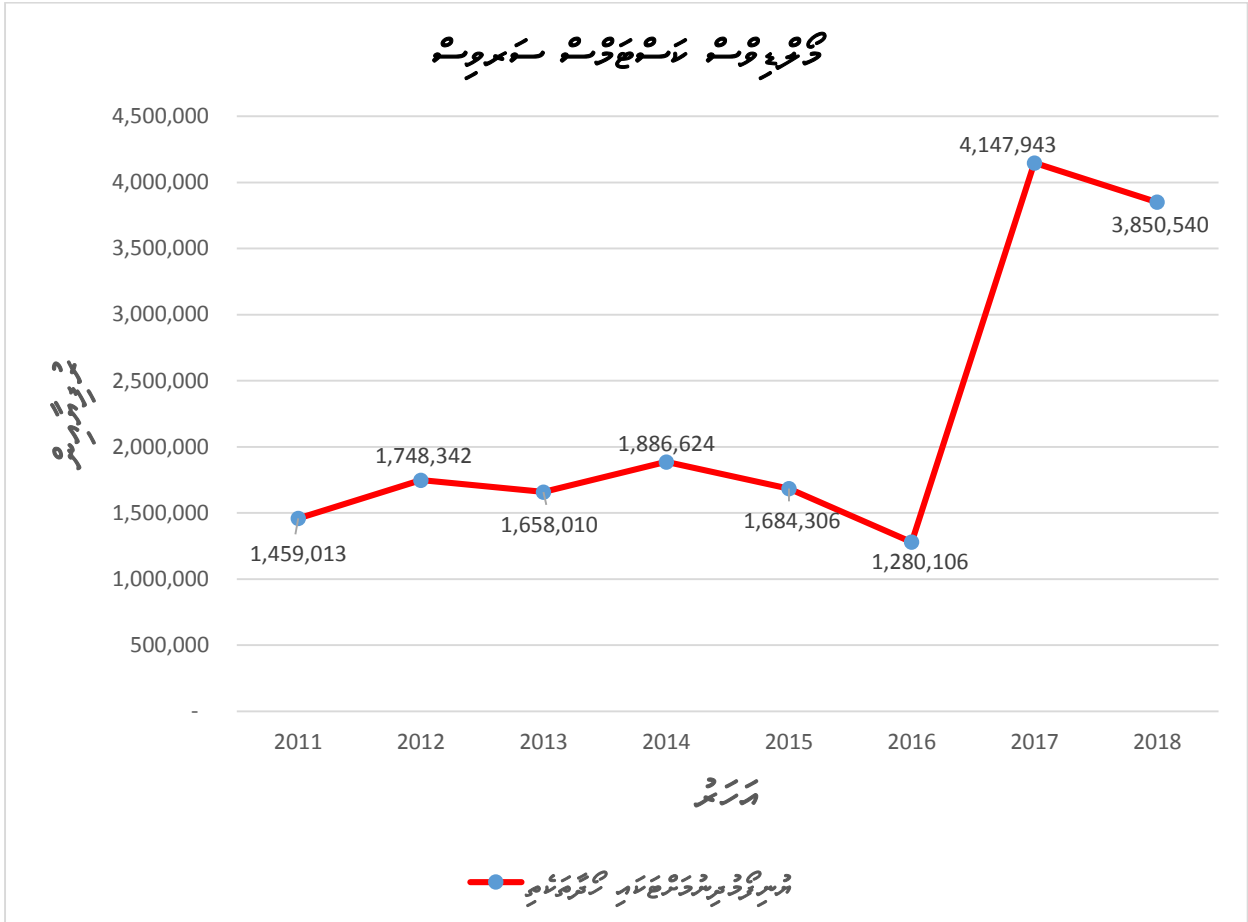
4.4. מספר עובדים באתר הייצור והשירותים של חברת "כפר" מ-2013 עד 2018. מספר העובדים באתר הייצור והשירותים של חברת "כפר" גדל במהלך השנים, ונכון לסוף 2018 הוא 19.2 עובדים. מספר העובדים באתר הייצור והשירותים של חברת "כפר" גדל במהלך השנים, ונכון לסוף 2018 הוא 19.2 עובדים.

Office	2011	2012	2013	2014	2015	2016	2017R	2018A
Faculty of Education	8,584	7,808	3,968	4,556	4,738	4,544	4,428	7,210
Faculty of Health Sciences	10,763	12,947	15,817	16,365	13,400	14,324	13,681	25,344
Faculty of Management and Computing	3,398	2,887	1,906	2,922	4,147	3,289	2,640	2,700
Faculty of Engineering Technology	-	-	-	-	2,222	4,257	2,211	5,500
Faculty of Hospitality and tourism Studies	1,740	4,171	4,203	4,455	3,949	2,167	1,914	2,000
Centre for Maritime Studies	7,947	7,240	13,821	5,701	3,978	2,516	1,755	5,400
Faculty of Sharee'a and Law	1,907	2,809	2,695	6,302	3,755	4,533	4,172	5,010
Atholhu thakugai hingaa campus thakuge	5,940	-	-	-	-	-	-	-
Faculty of Arts	3,248	1,901	1,902	-	-	-	-	-
College of Islamic Studies	2,852	7,470	13,292	5,853	13,759	32,382	43,940	42,744
Maldives Qualification Authority	3,530	4,247	2,247	5,247	5,786	6,127	6,369	8,712
Attorney General ge Office	11,746	8,067	7,839	5,716	7,966	10,917	11,477	16,764
Ministry of Foreign Affairs	4,537	6,132	9,747	9,192	11,183	7,091	9,429	12,000
Bangladesh ga hunna Dhivehi raajeyge Embassy	82,953	133,617	138,942	61,901	84,701	141,642	184,344	99,184
Sri Lanka ga Hunna Dhivehi High Commission	393,035	455,326	413,610	528,030	1,019,526	1,077,192	1,733,753	1,163,640
Permanent Mission to the United Nation	174,429	218,624	198,345	185,017	546,158	309,015	581,028	381,184
I'ngireysi Vilaathu ga hunna Dhivehi raajeyge High Commission.	248,338	179,645	130,874	109,854	136,452	158,108	247,716	165,426
India ga Hunna Dhivehi High Commission	207,307	207,656	169,583	164,163	317,392	244,361	357,124	265,514
Trivananthapuram ga hunna Dhivehi Consulate	105,182	83,056	82,598	106,505	298,437	278,254	331,839	159,136
Malaysia ga Hunna Dhivehi High Commission	164,298	221,697	134,367	301,741	505,713	494,540	939,029	699,454
Japan ga Hunna Dhivehi Embassy	102,047	104,433	92,542	90,624	430,059	470,672	891,913	736,706
China ga hunna Dhivehi raajeyge Embassy	57,777	65,343	63,120	63,527	176,307	366,067	617,806	470,005
Saudi Arabia ga hunna Dhivehi raajeyge	114,774	137,731	162,764	191,269	334,617	268,769	412,932	366,679
Geneva ga Hunna Dhivehi Raajeyge Permanent Mission	56,110	43,487	77,724	69,440	448,115	403,975	485,359	385,872
Pakistan ga Hunna Dhivehi Raajeyge Embassy	49,784	59,802	53,488	39,830	56,208	65,624	21,068	85,753
European Community ah hunna Dhivehi raajeyge Mission	48,582	40,039	31,976	32,116	130,034	76,746	114,591	77,347
Singapore ga hunna Dhivehi raajeyge High	49,072	60,650	58,463	81,625	346,226	346,711	519,636	347,508
Ministry of Health and Family	13,700	18,474	11,559	26,002	45,280	28,531	38,792	38,792
Center for Community Health and Disease	97,699	91,826	154,143	139,992	158,039	110,284	82,008	82,008
Indhiraagaandhi Memorial Hospital	-	20,581	123,080	149,122	139,933	112,693	137,152	164,112
S. Regional Hospital	-	7,315	2,784	-	-	-	-	-
M. Regional Hospital	-	-	-	97	-	-	-	-
GDH. Regional Hospital	-	6,890	-	-	-	-	-	-
L. Atoll Health Service	4,718	2,206	17,681	86,092	122,405	137,723	140,745	218,772
N. Atoll Hospital	-	276,249	-	-	-	-	-	-
DH. Atoll Hospital	-	9,210	-	-	-	-	-	-
Gn. Atoll Hospital	-	-	-	41,327	6,320	-	-	-
Male' Health Centre	-	530	4,477	35,064	4,895	8,389	6,163	6,163
Villingili Health Centre	-	4,068	22,771	18,379	21,372	22,991	23,517	-
Hulhumale Hospital	-	5,295	32,043	52,349	35,663	14,883	-	-
Maldives Food & Drug Authority	12,798	10,958	8,270	21,673	46,496	158,277	147,556	147,556
Department of Drug Prevention and Rehabilitation Services	65,564	67,618	55,545	52,435	48,001	46,741	47,134	63,180
Family & Children Service Centre	11,028	8,407	981	(1,716)	11,425	2,250	-	93,600
Kudakudhinge Hiyaa	26,620	22,643	21,629	23,112	37,451	87,534	42,704	52,560
National Blood Transfusion Services	-	450	286	-	-	-	-	-
Department of Gender and Family Protection	2,381	3,586	2,441	-	-	-	-	-
Ministry of Economic Development	2,606	804	630	2,906	2,865	5,086	9,235	14,868
Ministry of Tourism, Arts and Culture	5,275	6,010	5,436	6,992	11,212	13,115	12,692	15,642
Department of information	2,972	-	-	-	-	-	-	-
Maldives Tourism Promotion Bord	4,080	-	-	-	-	-	-	-

BA	Office	2011	2012	2013	2014	2015	2016	2017R	2018A
1210	Qawmee Kuthubukhaanaa	6,658	7,232	6,396	9,221	11,407	9,142	10,298	15,150
1211	National Centre for the Arts	9,152	10,064	9,112	7,121	7,211	5,343	4,601	-
1213	National Bureau of Classification	2,362	2,262	2,753	3,944	4,410	2,076	2,879	5,808
1215	Ministry of Human Resource, Youth and Sports	39,169	26,760	21,702	64,952	39,093	45,682	42,393	39,240
1216	Kulhivaruge Khidhumaiy thakaai behey bai	7,431	10,717	7,568	-	-	-	-	-
1220	Human Resource Section / MHRYS	-	10,736	96,942	-	-	-	-	-
1222	Employment Tribunal	-	-	-	-	1,528	2,292	2,292	2,292
1223	Medhu Dhekun Province	20,561	4,020	-	-	-	-	-	-
1224	Ministry of Housing and Infrastructure	63,448	29,523	37,702	39,612	86,381	104,532	101,405	125,700
1226	Regional Airports	530,796	16,737	499,481	524,793	473,393	77,784	56,070	56,070
1227	Karantaai, Fenaai, Narudhamaa aa behey bai /	6,561	10,070	393	-	-	-	-	-
1228	Maldives Meteorological Service	532,269	485,437	305,789	380,506	612,486	572,978	565,651	552,346
1229	Ministry of Environment and Energy	4,255	-	9,612	12,704	9,949	11,861	12,008	40,320
1231	Environmental Protection Agency	-	-	18,679	18,684	50,464	59,655	61,216	94,900
1232	Transport Authority	12,731	8,588	-	13,143	17,270	14,227	16,139	19,908
1233	Ministry of Fisheries & Agriculture	91,909	161,332	105,960	111,081	145,067	133,107	124,166	164,040
1238	National Centre For Information Technology	3,290	2,820	2,289	1,771	-	-	-	-
1239	Communications Authority of Maldives	-	-	528	-	-	-	-	-
1240	Ministry of Islamic Affairs	38,276	30,152	29,192	36,596	43,620	53,115	65,835	728,910
1241	Keerit hi Quruanaa Behey Marukazu	2,100	8,254	8,502	6,815	13,643	11,509	7,825	9,108
1242	Rayyit hunge Majlis ge Idhaaraa	17,645	20,940	15,960	18,960	22,560	18,420	18,540	-
1244	Elections Commission	24,341	24,600	22,300	25,310	21,080	12,915	3,842	10,200
1247	Judicial Services Commission	2,160	-	932	4,229	6,284	5,373	3,812	4,752
1248	Supreme Court	5,450	434	300	9,030	9,995	11,194	14,448	18,264
1249	Dhivehi Raajjeyge High Court	7,861	14,300	19,820	27,476	29,712	29,712	29,712	29,712
1250	National Social Protection Agency	2,868	1,709	3,108	5,574	13,710	15,913	12,116	24,480
1251	Atholhu Thakuge Sharuee Court thah	-	216,818	205,307	311,721	151,863	531,084	665,040	593,620
1252	Civil Court	17,436	15,779	14,905	17,338	22,003	22,743	24,643	21,000
1253	Criminal Court	19,569	21,207	18,254	27,854	30,978	30,787	34,550	34,200
1254	Family Court	23,764	38,072	19,629	28,718	35,987	40,716	39,251	38,160
1255	Juvenile Court	-	-	1,200	6,042	4,134	5,294	3,000	11,880
1256	Civil Service Commission	9,890	10,462	18,681	14,762	14,490	13,038	15,264	15,264
1257	Prosecutor General ge Office	-	-	-	-	2,211	3,509	4,274	5,808
1258	Police Integrity Commission	4,773	6,162	7,508	6,782	6,835	-	-	-
1260	Dhekunu Province	256,725	-	-	-	-	-	-	-
1261	Hiriya School	21,853	10,171	7,367	21,297	38,175	36,350	44,858	41,400
1263	Maldives Polytechnic	16,366	14,452	12,910	7,010	5,539	6,983	5,933	11,134
1264	Department of Judicial Administration	60,621	78,695	106,311	152,573	117,867	107,451	97,076	109,056
1266	National law Library	1,796	4,022	2,449	1,476	484	-	-	-
1269	Dhivehi Bahuge Academy	2,539	1,970	1,960	1,666	2,180	1,906	1,865	14,400
1270	Maldives Media Council	2,050	1,796	258	-	-	-	-	-
1271	Heritage Division	6,191	5,894	4,273	4,372	3,859	4,378	4,973	10,980
1272	Ministry of Finance and Treasury	14,350	12,268	8,732	37,014	37,525	35,975	20,910	25,200
1273	Office for Programs and projects	-	2,994	3,188	1,697	-	-	-	-
1274	Abu Dhabi ga hunna Dhivehi raajjeyge Embassy	-	27,739	38,461	15,705	50,337	201,551	233,313	199,104
1275	Tax Appeal Tribunal	2,000	10,400	11,051	11,869	8,030	8,877	8,267	7,260
1276	Local Government Authority	-	10,800	17,576	9,513	15,730	16,163	11,900	22,176
1277	Addu City Council	116,785	66,506	95,537	76,761	79,054	69,644	74,198	74,400
1283	HA. Uligamu Council	-	-	-	-	-	-	-	4,320
1291	HA. Maarandhoo Council	-	1,000	-	-	-	-	-	-
1292	HA. Thakandhoo Council	-	-	1,400	-	-	-	-	-

BA	Office	2011	2012	2013	2014	2015	2016	2017R	2018A
1298	HDh. Naivaadhoo Council	-	-	-	-	-	-	-	4,800
1303	HDh. Kurinbee Council	1,240	-	-	-	-	-	-	4,320
1304	HDh. Kulhudhuffushee Council	-	-	490	-	-	-	-	-
1315	Sh. Bileiyfahee Council	-	-	-	-	-	-	-	1,440
1321	Sh. Maaungoodhoo Council	-	-	-	5,540	-	-	-	-
1325	N. Henbadhoo Council	-	-	-	-	675	-	-	-
1326	N. Kendhikulhudhoo Council	-	-	-	-	-	-	-	1,000
1345	R. Dhuvaaafaru Council	1,460	-	-	-	-	-	-	-
1347	R. Rasmaadhoo Council	-	-	-	-	-	-	-	3,520
1402	V. Atoll Council	-	-	-	2,680	7,480	6,424	7,062	10,560
1432	Th. Burunee Council	-	-	-	-	-	-	-	2,910
1438	Th. Vandhoo Council	-	7,000	-	-	-	-	-	-
1445	L. Atoll Council	-	6,461	7,486	270	-	-	-	-
1450	L. Gamu Council	-	-	-	12,290	11,280	18,660	32,175	-
1452	L. Fonadhoo Council	-	-	9,315	4,365	1,650	-	-	-
1454	L. Maamendhoo Council	-	-	-	-	-	-	-	6,000
1456	L. Kunahandhoo Council	-	-	2,320	120	1,620	-	-	11,000
1470	GDh. Gadhdhoo Council	1,330	580	1,645	1,680	-	-	-	-
1473	GDh. Fiyoaree Council	-	1,310	710	570	1,010	930	990	-
1474	GDh. Faresmaat hodaa Council	-	10,550	4,370	4,370	4,180	3,720	-	-
1476	Gn. Atoll Council	-	-	-	11,130	11,160	13,140	20,719	14,400
1477	Male' City Council	37,060	73,362	71,998	26	-	-	-	-
1478	Maldives Broadcasting Commission	-	-	1,274	1,073	-	1,183	1,307	17,520
1482	Technical and Vocational Education Training	-	-	-	-	2,431	110	-	-
1483	Maldives Land and Survey Authority	-	1,803	1,578	1,781	3,043	2,360	3,200	3,276
1484	Faculty of Islamic Studies	-	68	-	1,056	44	-	-	-
1485	Maldives Broadcasting Corporation	-	31,458	36,329	54,834	49,170	-	-	-
1486	Drug Court	-	-	2,277	5,987	5,237	5,881	5,896	6,816
1487	Ministry of Gender, Family and Human Rights	-	-	7,676	-	-	-	-	-
1489	Dhadimagu Council Fuvammulah	-	-	-	-	7,341	110	-	-
1490	Dhiguvaadu Council Fuvammulah	-	-	-	524	3,390	2,678	-	-
1491	Hoadhadu Council Fuvammulah	-	-	-	1,800	3,600	3,900	-	-
1493	Funaadu Council Fuvammulah	-	-	-	5,930	5,920	5,927	-	-
1494	Maalegan Council Fuvammulah	-	-	-	1,060	3,210	3,480	-	-
1495	Dhoodigan Council Fuvammulah	-	-	-	41,005	13,212	2,880	-	-
1496	Public works Services	-	16,320	90,240	109,630	153,201	105,489	125,904	354,876
1498	Aviation Security Command	-	-	614,367	1,665,981	2,212,789	1,819,599	1,097,169	2,150,520
1499	Faculty of Science	-	-	-	-	-	1,133	1,997	1,500
1500	National Institute of Education	-	-	18,145	25,821	24,949	22,975	22,815	66,000
1503	Southern Education Unit	-	-	177,709	24,415	71,644	45,297	57,090	95,400
1505	Family Protection Authority	-	-	-	-	3,257	2,136	2,360	2,904
1506	National Archives	-	-	-	3,195	3,135	-	4,005	10,800
1507	Maldives Blood Services	-	-	4,378	18,151	10,367	18,071	10,061	10,061
1510	Ministry Of Law & Gender	-	-	-	5,798	10,713	14,443	8,273	12,600
1511	Labour Relations Authority	-	-	-	6,969	10,260	8,100	7,953	10,476
1514	Rehendhi School	-	-	-	-	47,070	59,642	81,632	63,360
1515	National Integrity Commission	-	-	-	-	1,617	7,282	6,237	11,616
1516	Fiyavathi / Hulhumale' Kudakudhinge Hiyaa	-	-	-	-	-	24,378	59,066	-
1518	Quality Assurance Department	-	-	-	-	-	9,945	7,020	7,020
1519	German Vilaathu ga hunna Dhivehi raajeyge	-	- 11	-	-	-	146,284	559,903	436,464
1520	South Central Education Unit	-	-	-	-	-	-	4,388	-
		7,834,005	7,997,374	8,821,473	10,982,198	14,712,969	14,688,684	17,269,356	19,188,703


2017-2018 2017-2018 2017-2018 2017-2018 2017-2018 2017-2018 2017-2018 2017-2018 2017-2018 2017-2018
2017-2018 2017-2018 2017-2018 2017-2018 2017-2018 2017-2018 2017-2018 2017-2018 2017-2018 2017-2018



2.2 2017-2018 2017-2018 2017-2018 2017-2018 2017-2018 2017-2018 2017-2018 2017-2018 2017-2018 2017-2018

2017-2018 2017-2018 2017-2018 2017-2018 2017-2018 2017-2018 2017-2018 2017-2018 2017-2018 2017-2018
2017-2018 2017-2018 2017-2018 2017-2018 2017-2018 2017-2018 2017-2018 2017-2018 2017-2018 2017-2018

دریس‌های آتو تیسر و آتو چهارم در آموزش و پرورش در سالهای ۱۳۹۲ تا ۱۳۹۸



2.3. ارزش‌های معنایی آتوهای دوم و سوم در آموزش و پرورش:

در ارزش‌های معنایی آتوهای اول و دوم در آموزش و پرورش، آنچه باعث آشنایی دانش‌آموزان با ارزش‌های آموزشی و فرهنگی است.

در آموزش و پرورش در سالهای گذشته، ارزش‌های آموزشی و فرهنگی در سطح اول و دوم ابتدایی و در سطح اول و دوم متوسطه، با توجه به ارزش‌های معنایی آتوهای اول و دوم (1) و ارزش‌های معنایی آتوهای سوم و چهارم در آموزش و پرورش، در سالهای ۱۳۹۲ تا ۱۳۹۸، به میزان ۲،۱۰۰،۰۰۰ (دو میلیون و صد و بیست هزار) نفر افزایش یافته است.

در ارزش‌های معنایی آتوهای سوم و چهارم در آموزش و پرورش، در سطح اول و دوم متوسطه و در سطح اول و دوم دبیرستان، با توجه به ارزش‌های معنایی آتوهای اول و دوم (3) و ارزش‌های معنایی آتوهای سوم و چهارم (4) در سالهای ۱۳۹۲ تا ۱۳۹۸، به میزان ۲۲۰،۰۰۰ (دویست و بیست هزار) نفر افزایش یافته است.

(e) *අපේක්ෂා කළ පරිදි පාලන ක්‍රමයක් සඳහා වෙනම විකල්පයක් සැලසීමට සූදානම් වීම.*

1. *නවීන පරිදි සැලසීමේදී පුද්ගලික අවශ්‍යතා සලකා බැලීමට, පවුල සාමාජිකයන්ගේ අවදානම්වලට අදාළව.*


2. *නවීන පරිදි සැලසීමේදී පුද්ගලික සැලසුම් සලකා බැලීමට අදාළව.*

2.5. අභ්‍යන්තර සම්පත් සැලසුම:

2.5.1. *සම්පත් ප්‍රමාණය පිළිබඳව විමර්ශනය. අප්‍රේල් 2018 ට 12 වන දින අවසන් වූ ප්‍රධාන පුද්ගලික සම්පත් පරිදි සැලසීමේදී, පුද්ගලික සම්පත් ප්‍රමාණය සලකා බැලීමට අදාළව. විකල්ප සැලසුම් සලකා බැලීමට අදාළව. විකල්ප සැලසුම් සලකා බැලීමට අදාළව. 2017 අවසන් වූ 2018 අවසන් වූ ප්‍රධාන පුද්ගලික සම්පත් සැලසීමේදී.*



دېستورې د سټېټ د ډيټا بېرته راوړنه د سټېټ د ډيټا بېرته راوړنه



دېستورې د سټېټ د ډيټا بېرته راوړنه د 2013 او 2014 زېږديز کالونو ترمنځ د سټېټ د ډيټا بېرته راوړنه او د سټېټ د ډيټا بېرته راوړنه د 2015 زېږديز کال په لومړيو کې د سټېټ د ډيټا بېرته راوړنه (1) او د 2015 زېږديز کال په دويمو کې د سټېټ د ډيټا بېرته راوړنه (2) په ډول راځي.

2.5.2. 2016 زېږديز کال په 17 مه نېټه د سټېټ د ډيټا بېرته راوړنه د سټېټ د ډيټا بېرته راوړنه د 12 زېږديز کالونو ترمنځ د سټېټ د ډيټا بېرته راوړنه. د سټېټ د ډيټا بېرته راوړنه د سټېټ د ډيټا بېرته راوړنه د 2016 زېږديز کال په 5 مه نېټه (نور) د سټېټ د ډيټا بېرته راوړنه د سټېټ د ډيټا بېرته راوړنه د سټېټ د ډيټا بېرته راوړنه.

3. **ትኩረት ለውጭ ገንዘብ ለማግኘት ማድረግ ይገባል፡፡**

3.1. **ትኩረት ለውጭ ገንዘብ ለማግኘት ማድረግ (3) ዓይነት ለውጭ ገንዘብ ለማግኘት ማድረግ ይገባል፡፡**

#	ትኩረት ለውጭ ገንዘብ	ዓይነት
1	ትኩረት ለውጭ ገንዘብ	212018
2	ትኩረት ለውጭ ገንዘብ (ትኩረት ለውጭ ገንዘብ)	212018
3	ትኩረት ለውጭ ገንዘብ (ትኩረት ለውጭ ገንዘብ)	212018
4	ትኩረት ለውጭ ገንዘብ	212018
5	ትኩረት ለውጭ ገንዘብ	212026
6	ትኩረት ለውጭ ገንዘብ	212026
7	ትኩረት ለውጭ ገንዘብ (ትኩረት ለውጭ ገንዘብ)	222007
8	ትኩረት ለውጭ ገንዘብ	222007
9	ትኩረት ለውጭ ገንዘብ	222007
10	ትኩረት ለውጭ ገንዘብ (ትኩረት ለውጭ ገንዘብ)	222007

3.2. **ትኩረት ለውጭ ገንዘብ ለማግኘት ማድረግ ይገባል፡፡**
 ለውጭ ገንዘብ ለማግኘት ማድረግ ይገባል፡፡ (ገንዘብ ለውጭ ገንዘብ) ለውጭ ገንዘብ ለማግኘት ማድረግ ይገባል፡፡
 ለውጭ ገንዘብ ለማግኘት ማድረግ ይገባል፡፡ (ገንዘብ ለውጭ ገንዘብ) ለውጭ ገንዘብ ለማግኘት ማድረግ ይገባል፡፡

3.3. **ትኩረት ለውጭ ገንዘብ ለማግኘት ማድረግ ይገባል፡፡**
 ለውጭ ገንዘብ ለማግኘት ማድረግ ይገባል፡፡ (ትኩረት ለውጭ ገንዘብ) ለውጭ ገንዘብ ለማግኘት ማድረግ ይገባል፡፡

1 1

2011 2018 2011 2018 2011 2018 2011 2018 2011 2018 2011 2018

1	2	3	4	5	6	7	8	9	10	11	12
Office	2011	2012	2013	2014	2015	2016	2017R	2018A			
1001 Raeesul Jumhooriyya ge Office	47,950	16,875	17,250	16,875	16,125	16,125	20,813	56,975			
1002 Upper South Province Schools Budget	5,390	-	-	-	-	-	-	-			
1003 Raeesul Jumhooriyya ge Rasmeege	2,100	-	-	-	-	57,900	111,190	66,720			
1005 Raeesul Jumhooriyya ge Rasmeege	-	-	-	-	-	9,880	1,170	-			
1013 Maldives National Defense Force	16,838	37,494	35,531	43,546	70,622	85,999	94,971	98,035			
1014 National Disaster Management Centre	-	-	-	-	19,292	-	-	-			
1025 Department of Penitentiary and Rehabilitation Services	-	163,200	-	-	1,271,020	1,940,590	1,909,385	1,987,200			
1027 Maldives Police Services	10,179,489	10,726,392	11,313,395	11,219,211	11,209,012	11,544,107	11,909,144	13,053,600			
1029 Department of Immigration & Emigration	168,000	171,720	199,200	-	-	-	-	-			
1108 HD. Atholhu Tha'uleemee Marukazu	5,600	-	-	-	-	-	-	-			
1108 B. Atholhu Tha'uleemee Marukazu	2,100	-	-	-	-	-	-	-			
1108 F. Atholhu Tha'uleemee Marukazu	4,200	-	-	-	-	-	-	-			
1108 Dh. Atholhu Tha'uleemee Marukazu	6,720	210	-	-	-	-	-	-			
1109 L. Atholhu Tha'uleemee Marukazu	2,800	-	280	-	-	-	-	-			
1109 Gn. Atholhu Tha'uleemee Marukazu	-	120	-	-	-	-	-	-			
1109 Ha. Atholhu Madharusa / Ha.Hoarafushi	1,600	-	-	-	-	-	-	-			
1109 Afeefudheen School/H. Dh. Kulhudhuffushi	3,510	-	-	-	-	-	-	-			
1102 Sh. Funadhoo School	4,200	-	-	-	-	-	-	-			
1103 Sh.Milandhoo School	-	210	-	-	-	-	-	-			
1104 N. Kendhikulhudhoo School	2,800	370	-	-	-	-	-	-			
1105 Meynaa School / N. Holhudhoo	4,200	-	-	-	-	-	-	-			
1109 R. Hulhudhuffaar School	-	210	-	-	-	-	-	-			
1110 B. Thulhaadhoo School	2,100	-	210	-	-	-	-	-			
1111 Lh.Atholhu Madharusa	7,500	-	-	-	-	-	-	-			
1115 Madhrasathul Hamadhu Bin Khaleefaa Al-Saany (Qathar Ameer School)	900	45	-	-	-	-	-	-			
1116 L. Maavashu School	1,100	-	-	-	-	-	-	-			
1124 Upper North Province Schools Budget	11,792	-	-	-	-	-	-	-			
1125 North Province Schools Budget	23,130	1,835	-	-	-	-	-	-			
1126 North Central Province Schools Budget	9,600	-	-	-	-	-	-	-			
1128 South Province Schools Budgets	8,400	2,278	-	-	-	-	-	-			
1148 Bangladesh ga hunna Dhivehi raajeyge Embassy	2,315	2,257	2,364	1,495	1,185	2,348	3,466	2,314			
1154 Malaysia ga Hunna Dhivehi High Commission	6,728	7,311	7,123	6,941	6,270	5,431	7,593	8,328			
1158 Saudi Arabia ga hunna Dhivehi raajeyge Embassy	3,780	4,206	4,145	4,179	4,829	8,548	7,264	4,902			
1163 Ministry of Health and Family	90,450	119,977	33,123	-	-	-	-	-			
1164 Center for Community Health and Disease Control	33,500	54,700	115,468	132,808	61,015	70,500	101,250	101,250			
1166 Indhiraagaandhi Memorial Hospital	-	-	367,250	1,835,550	-	-	-	-			
1167 HD. Atoll Health Service	263,050	4,475	370,299	331,149	-	472,500	436,500	436,500			
1168 R. Atoll Health Service	168,874	3,983	259,245	289,094	-	334,155	650,250	650,250			
1169 S. Regional Hospital	-	-	379,543	436,829	-	408,750	600,750	600,750			
1170 M. Atoll Health Service	71,610	51,220	116,394	97,124	7,710	-	137,250	137,250			
1171 GDH. Regional Hospital	-	-	271,458	296,406	-	375,000	549,000	549,000			
1172 L. Atoll Health Service	25,000	1,330	281,824	281,120	-	372,000	528,375	395,520			

1	B	Office	2011	2012	2013	2014	2015	2016	2017R	2018A
41	1170	M. Atoll Health Service	71,610	51,220	116,394	97,124	7,710	-	137,250	137,250
42	1171	GDH. Regional Hospital	-	-	271,458	296,406	-	375,000	549,000	549,000
43	1172	L. Atoll Health Service	25,000	1,330	281,824	281,120	-	372,000	528,375	395,520
44	1173	HA. Atoll Health Service	7,200	63,940	242,586	247,118	-	-	316,493	316,493
45	1174	SH. Atoll Health Service	211,236	2,700	267,681	250,600	-	292,500	459,825	459,825
46	1175	N. Atoll Health Service	39,000	49,150	84,426	104,520	-	108,080	289,260	289,260
47	1176	B. Atoll Health Service	1,800	1,950	120,457	130,275	-	244,500	330,750	330,750
48	1177	LH. Atoll Health Service	10,000	-	159,483	149,410	-	187,500	240,750	240,750
49	1178	AA. Atoll Hospital	-	-	93,590	125,890	-	142,500	214,875	214,875
50	1179	ADH. Atoll Health Service	186,004	1,575	205,354	200,335	-	198,000	305,855	305,855
51	1180	V. Atoll Health Service	30,000	2,700	28,000	34,847	-	62,000	342,000	342,000
52	1181	F. Atoll Health Service	148,807	1,445	132,359	141,500	-	168,000	248,625	248,625
53	1182	DH. Atoll Health Service	90,300	330	97,782	89,100	-	149,192	259,288	259,288
54	1183	TH. Atoll Health Service	15,000	-	249,430	130,720	-	255,000	184,500	184,500
55	1184	GA. Atoll Hospital	-	85,075	157,590	188,962	-	227,507	271,083	271,083
56	1185	Gn. Atoll Hospital	-	-	142,780	133,285	-	141,000	209,250	209,250
57	1187	Villingili Health Centre	-	-	9,100	31,700	7,550	-	-	-
58	1188	Hulhumale Hospital	-	-	59,745	214,170	297,284	-	-	-
59	1191	Maldives Food & Drug Authority	84,960	99,275	29,956	32,792	8,807	121,500	180,000	180,000
60	1215	Ministry of Human Resource, Youth and Sports	732	-	-	-	-	-	-	-
61	1216	Kulhivaruge Khidhumaiy thakaai behey bai	2,366	-	-	-	-	-	-	-
62	1226	Regional Airports	-	41,380	83,120	13,000	30,000	-	-	80,000
63	1228	Maldives Meteorological Service	-	-	-	12,000	13,500	13,500	18,000	-
64	1240	Ministry of Islamic Affairs	114,275	74,303	69,486	65,124	79,296	-	-	-
65	1257	Prosecutor General ge Office	163,800	165,900	-	-	-	-	-	-
66	1263	Maldives Polytechnic	-	-	20,800	-	14,800	-	-	15,200
67	1268	Central Province Schools Budget	48,389	-	-	-	-	-	-	-
68	1269	Dhivehi Bahuge Academy	-	-	-	-	-	-	-	48,000
69	1315	Sh. Bileiyfahee Council	-	1,200	-	-	-	-	-	-
70	1477	Male' City Council	16,400	47,022	-	31,886	63,772	56,242	-	-
71	1481	Education Unit-Gn. School	-	2,800	-	-	-	-	-	-
72	1497	K. Atoll Health Services	-	3,915	68,625	109,187	2,700	192,000	312,750	312,750
73	1498	Aviation Security Command	-	-	194,400	368,160	381,600	388,000	577,200	391,200
74	1507	Maldives Blood Services	-	-	47,450	40,160	20,080	36,000	58,500	58,500
75	1519	German Vilaathu ga hunna Dhivehi raajeyge Embassy	-	-	-	-	-	8,342	13,486	9,000
76										

"ދަރުދަނާ ދަރުދަނާ" ދަރުދަނާ 2011 ރު 2018 ރު ގު ދަރުދަނާ ދަރުދަނާ ދަރުދަނާ ދަރުދަނާ ދަރުދަނާ ދަރުދަނާ ދަރުދަނާ ދަރުދަނާ ދަރުދަނާ ދަރުދަނާ

1	B	Office	2011	2012	2013	2014	2015	2016	2017R	2018A
2	1008	Maldives Customs Services	-	-	-	12,000	9,000	12,000	18,000	12,000
3	1144	Attorney General ge Office	33,000	30,000	28,500	27,000	43,500	43,500	54,000	51,000
4	1147	Ministry of Foreign Affairs	-	-	-	123,000	237,000	232,500	297,000	321,000
5	1148	Bangladesh ga hunna Dhivehi raajeyge Embassy	6,859	4,930	5,280	8,574	3,163	9,400	15,383	4,242
6	1170	M. Regional Hospital	-	-	(2,600)	-	-	-	-	-
7	1207	Maldives Tourism Promotion Bord	21,000	-	-	-	-	-	-	-
8	1228	Maldives Meteorological Service	12,000	13,575	12,000	-	-	-	-	12,000
9	1242	Rayyithunge Majlis ge Idhaaraa	22,750	21,000	20,148	21,000	367,200	362,100	413,100	377,400
10	1247	Judicial Service Commission	-	-	-	-	8,400	12,408	12,600	12,600
11	1252	Civil Court	48,000	48,000	48,000	54,000	75,000	78,000	117,000	78,000
12	1255	Juvenile Court	7,800	-	-	-	-	-	-	-
13	1256	Civil Service Commission	4,500	7,500	7,500	10,500	10,500	7,500	11,250	6,000
14	1257	Prosecutor General ge Office	-	-	163,800	150,926	120,620	208,760	275,730	244,360
15	1277	Addu City Council	-	-	-	1,500	1,500	1,500	-	-
16	1454	L. Maamendhoo Council	-	-	-	74,097	-	-	-	-
17										

"އިންސާފު ދިވެހިރާއްޖޭގެ ބިޔަފުޅު 2011 ވަނަ އަހަރު 2018 ވަނަ އަހަރު ދަށުން ދިވެހިރާއްޖޭގެ ބިޔަފުޅުގެ ބަޔާނުގެ ދަށުން ބަޔާންކުރާ ބަޔާނު"

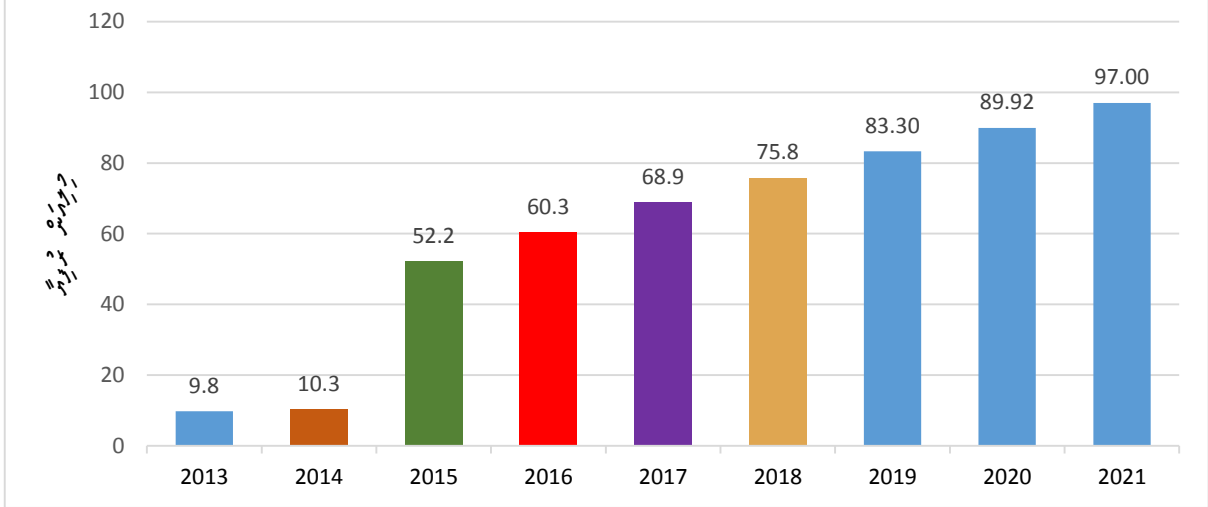
1	B	Office	2011	2012	2013	2014	2015	2016	2017R	2018A
2	1001	Raeesul Jumhooriyya ge Office	39,165	37,170	43,185	37,302	36,187	39,592	40,000	40,000
3	1002	Upper South Province Schools Budget	115,250	37,500	-	-	-	-	-	-
4	1003	Raeesul Jumhooriyya ge Rasmeege	167,200	165,178	-	58,658	243,980	211,394	264,910	170,000
5	1005	Hilaaleege	6,525	-	63,998	-	53,854	10,400	-	-
6	1008	Maldives Customs Services	1,459,013	1,748,342	1,658,010	1,886,624	1,684,306	1,280,106	4,147,943	3,850,540
7	1009	Maldives Inland revenue Authority	-	39,365	61,036	-	217,981	145,273	225,000	190,512
8	1013	Maldives National Defense Force	3,972,226	4,256,554	2,685,764	2,419,592	20,246,692	4,626,059	8,211,500	4,000,000
9	1016	Ministry of Home Affairs	3,185	12,779	-	4,028	20,250	20,490	21,350	20,250
10	1022	Galolhu Avashu Office	8,115	-	-	-	-	-	-	-
11	1025	Department of Penitentiary and Rehabilitation Services	149,487	93,500	1,433,806	763,642	2,295,559	2,703,728	5,727,641	3,000,000
12	1027	Maldives Police Services	6,131,884	4,565,261	4,174,682	4,982,739	9,899,732	9,786,274	3,800,000	9,000,000
13	1029	Department of Immigration & Emigration	729,750	722,188	193,608	390,986	714,712	5,291,067	3,867,156	3,828,226
14	1036	Miladhunmadulu Dhekunuburi Atoll Office	4,400	-	-	-	-	-	-	-
15	1037	Maalhosmadulu Uthuruburi Atoll Office	550	-	-	-	-	-	-	-
16	1057	Juvenile Justice Unit	-	-	-	12,614	3,392	-	11,872	11,872
17	1065	Majeedhiyya School	36,640	736	-	-	-	-	-	-
18	1066	Dharumavantha School	9,800	-	-	4,102	6,192	14,975	-	-
19	1067	Aminiyya School	40,440	44,552	2,252	11,989	6,654	15,480	-	-
20	1068	Iskandhar School	-	500	13,382	5,247	2,724	-	-	-
21	1069	CHSE	-	-	-	-	452	-	-	-
22	1070	Al- Madrasathul Arabiyyathul Islamiyya	-	-	-	-	14,280	-	-	-
23	1071	Jamaluddeen School	11,616	12,755	3,262	21,412	38,892	23,345	-	-
24	1072	Thaajuddeen School	4,800	3,099	-	2,997	-	12,674	-	-
25	1073	Kalaafaanu School	-	16,266	3,342	-	244	1,484	6,000	-
26	1075	Muh'uyiddin School	6,050	19,716	8,127	-	30,412	-	-	-
27	1076	Imaadhudheen School	411	10,801	13,408	14,766	4,049	3,056	-	-
28	1077	Ghazee School	9,300	26,765	-	14,199	7,592	2,120	-	-
29	1078	Thauleemaa Masakkaiy ugannaidhey Kudakudhinge Marukazu	121,129	74,735	133	-	-	-	-	-
30	1079	HA. Atholhu Tha'uleemee Marukazu	-	5,430	-	-	-	-	-	-
31	1080	HD. Atholhu Tha'uleemee Marukazu	2,650	-	-	4,600	-	-	-	-
32	1081	Sh. Atholhu Tha'uleemee Marukazu	2,365	1,829	-	-	2,250	2,250	-	-
33	1082	N.Atoll Education Centre	-	-	1,125	-	-	-	-	-
34	1083	R. Atholhu Tha'uleemee Marukazu	-	3,565	-	-	-	5,850	-	-
35	1084	B.Atoll Education Centre	-	-	-	-	-	1,250	-	-
36	1085	Lh. Atholhu Tha'uleemee Marukazu	3,080	12,950	487	-	4,500	4,500	-	-
37	1086	ADh. Atholhu Tha'uleemee Marukazu	4,131	5,000	-	-	3,750	3,750	-	-
38	1087	F. Atholhu Tha'uleemee Marukazu	3,364	-	-	-	-	-	-	-
39	1088	Dh. Atholhu Tha'uleemee Marukazu	1,445	2,076	-	-	-	-	-	-
40	1089	Th. Atholhu Tha'uleemee Marukazu	1,008	-	428	1,530	1,700	850	-	-
41	1090	L. Atholhu Tha'uleemee Marukazu	360	9,855	2,925	4,875	3,438	4,875	-	-
42	1091	GA. Atholhu Tha'uleemee Marukazu	2,000	4,500	2,900	4,875	4,875	4,875	-	-
43	1092	GDh. Atholhu Tha'uleemee Marukazu	10,949	37,010	9,000	9,750	6,500	8,475	-	-

1	B	Office	2011	2012	2013	2014	2015	2016	2017R	2018A
41	1090	L. Atholhu Tha'uleemee Marukazu	360	9,855	2,925	4,875	3,438	4,875	-	-
42	1091	GA. Atholhu Tha'uleemee Marukazu	2,000	4,500	2,900	4,875	4,875	4,875	-	-
43	1092	GDh. Atholhu Tha'uleemee Marukazu	10,949	37,010	9,000	9,750	6,500	8,475	-	-
44	1094	S. Atholhu Tha'uleemee Marukazu	140	-	-	-	-	-	-	-
45	1095	Ha. Atholhu Madharusa / Ha.Hoarafushi	1,140	-	-	-	-	-	-	-
46	1096	Ha. Ihawandhoo School	1,749	-	-	135	2,500	2,500	-	-
47	1097	Madhrasathul Sheikh Ibrahim / Ha.Kelaa	630	2,125	524	-	2,624	2,625	-	-
48	1098	Afeefudheen School/H. Dh. Kulhudhuffushi	-	6,627	900	4,875	4,875	4,875	-	-
49	1099	Hdh. Nalhivaram School	9,216	18,225	2,925	4,063	4,875	4,875	-	-
50	1100	Jalaaludhdeen School	55,000	-	3,531	-	4,500	4,500	-	-
51	1101	Sh. Atholhu Madharusa / Sh.Kanditheemu	-	1,500	-	-	-	-	-	-
52	1103	Sh.Milandhoo School	-	6,500	-	-	-	3,719	-	-
53	1104	Kendhikulhudhoo School	-	-	-	-	-	3,500	-	-
54	1106	Ungoofaaru School	-	-	630	6,300	6,300	6,300	-	-
55	1107	Alifushee School	-	-	2,925	-	-	-	-	-
56	1108	R. Madu'vari School	135	4,500	507	-	750	1,000	-	-
57	1109	Hulhudhufaar School	-	-	848	-	3,810	3,810	-	-
58	1111	Lh.Atholhu Madharusa	800	999	675	-	1,125	-	-	-
59	1112	Lh. Naifaru Madharasathul Iffhithaah	3,540	14,003	5,625	6,000	6,000	6,000	-	-
60	1114	Adh.Atoll School	-	-	-	-	1,124	1,125	-	-
61	1115	Madhrasathul Hamadhu Bin Khaleefaa Al-Saany (Qathar Ameer School)	-	-	2,700	2,925	-	2,250	-	-
62	1116	L. Maavashu School	200	5,650	-	-	3,180	-	-	-
63	1117	Abubakuru School / G.D Thinadhoo	15,809	10,125	4,768	6,000	6,000	6,000	-	-
64	1120	S. Hithadhoo School	3,720	9,600	950	-	4,875	4,875	-	-
65	1121	Muhibbudhdeen School	17,195	13,500	11,250	18,750	8,750	8,750	-	-
66	1122	S. Feydhoo School	-	18,200	6,750	6,500	6,500	6,500	-	-
67	1123	Al Madhrasathul Islaamiyya (S.hithadhoo)	4,000	17,250	10,350	17,250	15,500	47,500	-	-
68	1124	Upper North Province Schools Budget	134,553	46,900	-	-	-	-	-	-
69	1125	North Province Schools Budget	131,130	-	-	-	-	-	-	-
70	1126	North Central Province Schools Budget	131,577	-	-	-	-	-	-	-
71	1127	South Central Prov.School	-	88,234	-	-	-	-	-	-
72	1128	South Province Schools Budgets	23,545	-	-	-	-	-	-	-
73	1130	Maldives National University	7,181	125,755	18,301	115,252	11,748	28,000	-	-
74	1131	Faculty of Education	1,820	3,113	2,966	1,039	-	-	-	-
75	1132	Faculty of Health Sciences	8,535	9,108	4,750	4,430	-	16,000	-	-
76	1133	Faculty of Management and Computing	1,993	1,942	3,149	2,014	-	8,000	-	-
77	1135	Faculty of Hospitality and tourism Studies	2,328	3,036	2,756	9,747	3,297	8,000	-	-
78	1136	Centre for Maritime Studies	1,075	2,347	2,173	4,547	-	8,000	-	-
79	1137	Centre for Open Learning	2,891	3,036	2,067	519	4,028	8,000	-	-
80	1138	Faculty of Sharee'a and Law	2,859	2,188	2,173	-	-	-	-	-
81	1139	Atholhu thakugai hingaa campus thakuge Kharadh	21,682	47,181	6,405	20,253	96,076	38,560	-	-
82	1148	Bangladesh ga hunna Dhivehi raajeyge Embassy	2,741	3,140	-	-	1,497	-	-	-

80	1138	Faculty of Sharee'a and Law	2,859	2,188	2,173	-	-	-	-	-
81	1139	Atholhu thakugai hingaa campus thakuge Kharadh	21,682	47,181	6,405	20,253	96,076	38,560	-	-
82	1148	Bangladesh ga hunna Dhivehi raajeyge Embassy	2,741	3,140	-	-	1,497	-	-	-
83	1149	Sri Lanka ga Hunna Dhivehi High Commission	6,629	6,006	-	1,154	5,688	10,807	-	-
84	1152	India ga Hunna Dhivehi High Commission	12,038	7,778	8,718	12,515	9,145	13,931	5,000	3,500
85	1153	Trivanthapurum ga hunna Dhivehi Consulate	6,608	5,963	9,987	10,859	5,200	6,119	5,018	5,000
86	1154	Malaysia ga Hunna Dhivehi High Commission	2,062	2,137	2,516	2,597	1,362	10,783	5,000	5,000
87	1164	Center for Community Health and Disease Control	35,006	-	5,397	-	23,592	5,825	4,389	4,389
88	1166	Indhiraagaandhi Memorial Hospital	-	-	949,814	1,527,598	4,851,481	3,049,218	1,000,000	3,130,000
89	1167	HD. Atoll Health Service	1,667	-	-	-	364,998	25,900	-	-
90	1168	R. Regional Hospital	-	-	-	-	266,405	115,264	-	-
91	1169	S. Regional Hospital	-	-	-	-	380,740	12,000	-	-
92	1170	M. Atoll Health Service	23,580	3,850	3,330	11,360	21,240	25,943	6,000	-
93	1171	GDH. Atoll Health Service	52,132	-	58,500	-	200,341	22,120	-	-
94	1172	L. Atoll Health Service	123,736	3,750	40,968	-	138,545	14,495	-	-
95	1173	HA. Atoll Health Service	23,333	-	-	-	30,466	3,101	-	-
96	1174	SH. Atoll Hospital	-	-	-	-	112,619	2,256	-	-
97	1175	N. Atoll Health Service	15,800	-	4,460	9,894	135,976	48,619	-	-
98	1176	B. Atoll Health Service	900	-	-	669	67,009	21,200	-	-
99	1177	LH. Atoll Health Service	3,000	-	-	9,070	73,390	15,000	-	-
100	1178	AA. Atoll Health Service	36,000	-	52,992	-	48,885	23,343	300	-
101	1179	ADH. Atoll Health Service	15,000	-	-	760	224,221	9,000	-	-
102	1180	V. Atoll Health Service	2,600	600	9,000	1,800	9,894	6,500	-	-
103	1181	F. Atoll Health Service	14,850	-	22,500	-	153,747	-	-	-
104	1182	DH. Atoll Health Service	17,100	4,010	52,719	26,547	83,829	3,400	-	-
105	1183	TH. Atoll Health Service	9,250	-	112,164	-	214,000	57,380	-	-
106	1184	GA. Atoll Health Service	4,000	3,500	7,745	-	69,073	144,053	-	-
107	1185	Gn. Atoll Hospital	-	-	-	-	36,514	36,514	-	-
108	1187	Villingili Health Centre	-	-	-	19,200	45,900	34,600	32,000	166,600
109	1188	Hulhumale Hospital	-	-	-	-	410	-	-	-
110	1191	Maldives Food & Drug Authority	6,361	-	-	-	53,648	-	-	50,000
111	1215	Ministry of Youth and Sports	-	-	-	-	47,802	-	-	-
112	1225	Mathi Dhekunu Province	1,500	-	-	-	-	-	-	-
113	1226	Regional Airports	407,292	251,887	203,460	458,019	224,784	94,677	237,754	-
114	1229	Ministry of Environment and Energy	-	-	-	-	-	-	-	800,000
115	1240	Ministry of Islamic Affairs	-	-	-	-	-	90,092	158,264	81,925
116	1243	Auditor General ge Office	-	-	-	-	-	-	100,000	100,000
117	1245	Anti-Corruption Commission	-	-	-	-	-	34,165	-	-
118	1248	Supreme Court	-	-	-	-	12,975	116,091	30,000	30,000
119	1249	Dhivehi Raajeyge High Court	69,339	-	8,109	795	8,302	-	-	-
120	1253	Criminal Court	-	15,052	-	-	13,720	-	-	-
121	1254	Family Court	100	-	-	15,744	-	29,150	-	-

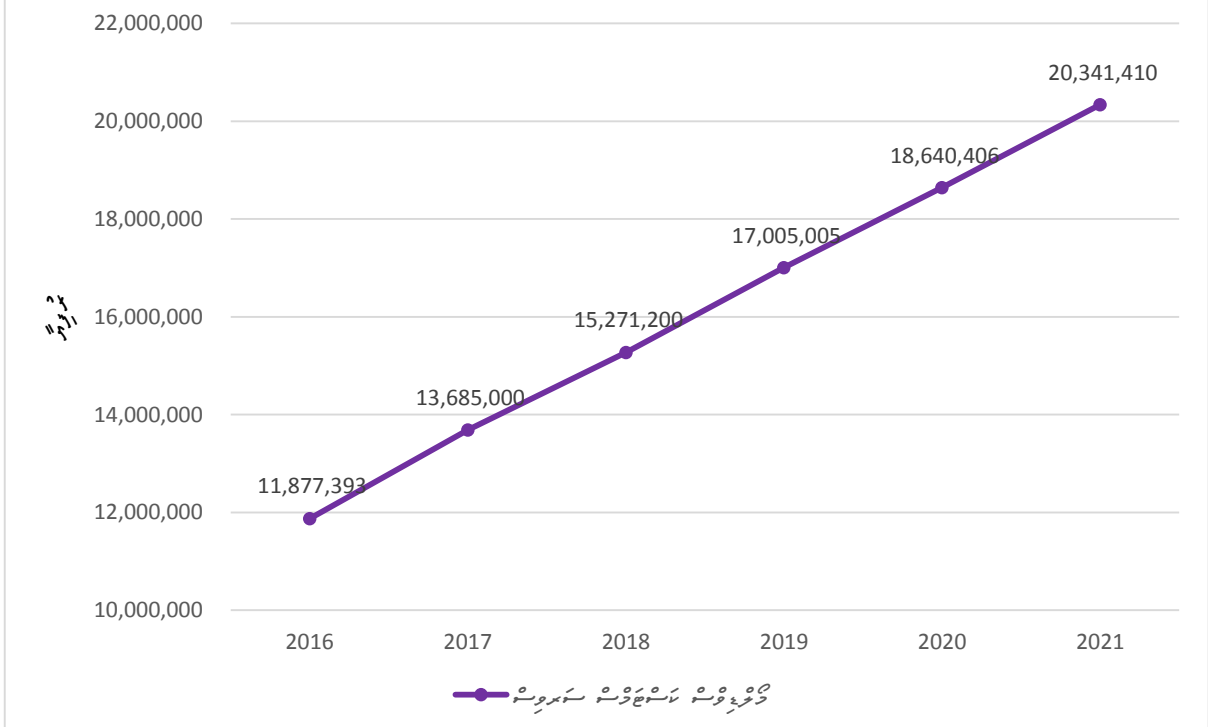
1	B	Office	2011	2012	2013	2014	2015	2016	2017R	2018A
119	1249	Dhivehi Raajjeyge High Court	69,339	-	8,109	795	8,302	-	-	-
120	1253	Criminal Court	-	15,052	-	-	13,720	-	-	-
121	1254	Family Court	100	-	-	15,744	-	29,150	-	-
122	1255	Juvenile Court	6,570	5,287	4,488	18,014	12,346	15,002	6,000	6,000
123	1256	Civil Service Commission	-	-	-	-	24,974	-	-	-
124	1261	Hiriya School	19,020	18,550	13,080	13,375	15,517	14,084	-	-
125	1263	Maldives Polytechnic	14,453	23,200	-	17,600	-	13,600	13,600	-
126	1268	Central Province Schools Budget	93,270	9,318	-	-	-	-	-	-
127	1272	Ministry of Finance and Treasury	15,820	-	20,920	-	28,291	-	-	-
128	1275	Tax Appeal Tribunal	-	-	10,600	13,144	557	17,490	-	-
129	1304	HDh. Kulhudhuffushee Council	-	-	900	-	-	-	-	-
130	1310	Sh. Kanditheemu Council	-	-	-	540	-	-	-	-
131	1324	N. Atoll Council	4,080	-	-	-	-	1,000	-	-
132	1382	AA. Atoll Council	-	2,941	-	-	-	-	-	-
133	1393	ADh. Omadhoo Council	-	-	-	-	3,500	-	-	-
134	1402	V. Atoll Council	3,900	-	-	-	-	-	-	-
135	1477	Male' City Council	34,150	-	45,961	-	-	-	-	-
136	1483	Maldives Land and Survey Authority	-	-	-	-	-	-	6,900	-
137	1486	Drug Court	-	14,659	-	-	-	13,250	-	-
138	1497	K. Atoll Health Services	-	-	3,450	3,924	94,643	7,017	-	-
139	1498	Aviation Security Command	-	-	-	752,253	290,691	642,881	991,200	400,000
140	1499	Faculty of Science	-	-	-	4,028	-	-	-	-
141	1501	Northern Education Unit	-	-	108,912	116,154	133,247	73,560	-	-
142	1502	Central Education Unit	-	-	77,064	82,858	42,477	71,328	-	-
143	1503	Southern Education Unit	-	-	111,378	132,105	170,000	62,398	-	-
144	1504	Gdh. Thinadhoo Primary School	-	-	10,814	3,050	1,806	4,850	-	-
145	1507	Maldives Blood Services	-	-	-	-	9,477	2,959	-	-
146	1514	Rehendhi School	-	-	-	-	9,676	4,000	-	-
147										

مردودهای انحصاری برودت 2013 تا 2017 در برسی قوه و زکرت
 2018 در قری بر برسی نادات انترج نام زکرت



مردودهای انحصاری برودت 2016 در برسی قوه و زکرت انحصاری برودت 2017 و 2018 در قری بر برسی نادات انترج نام زکرت.

مردودهای انحصاری برودت 2016 تا 2017 در برسی قوه و زکرت
 2018 در قری بر برسی نادات انترج نام زکرت



ממשל מדינת ישראל - משרד המשפטים (9 בספטמבר 1996) - סמל: 96/25 - פק"מ

פק"מ

(א) תוספת שטח זכויות קניין אחרות, כגון זכויות קניין, זכויות יוצרים וכו'...

שטח זכויות קניין אחרות	אחוזים
זכויות קניין אחרות	10%
זכויות קניין אחרות	15%
זכויות קניין אחרות	20%
זכויות קניין אחרות	40%

(ב) תוספת שטח זכויות קניין אחרות, כגון זכויות קניין, זכויות יוצרים וכו'...

שטח זכויות קניין אחרות	אחוזים
זכויות קניין אחרות	5%
זכויות קניין אחרות	10%
זכויות קניין אחרות	15%
זכויות קניין אחרות	20%
זכויות קניין אחרות	35%

(ג) זכויות קניין אחרות, כגון זכויות קניין, זכויות יוצרים וכו'... (ד) זכויות קניין אחרות, כגון זכויות קניין, זכויות יוצרים וכו'... (ה) זכויות קניין אחרות, כגון זכויות קניין, זכויות יוצרים וכו'...

2. اُخووسرے قرضے کی شرح:

سہولت سمیت اہلکاروں کی قرضوں کی شرحوں میں 35% کی شرح ہے۔ اہلکاروں کی شرحوں میں 35% کی شرح ہے۔ اہلکاروں کی شرحوں میں 35% کی شرح ہے۔ اہلکاروں کی شرحوں میں 35% کی شرح ہے۔

قرضوں کی شرحوں میں 50% کی شرح ہے۔ اہلکاروں کی شرحوں میں 50% کی شرح ہے۔ اہلکاروں کی شرحوں میں 50% کی شرح ہے۔ اہلکاروں کی شرحوں میں 50% کی شرح ہے۔

ދިވެހިސަރުކާރުގެ ގެޒެޓް ގައި ބަޔާންކޮށްފައިވާ ސަރުކާރުގެ ގަވާއިދުގެ ދަށުން ސަރުކާރުގެ ގަވާއިދުގެ ދަށުން ސަރުކާރުގެ ގަވާއިދުގެ ދަށުން

No	BA	CIVIL SERVICE INSTITUTIONS	RATE OF EXCLUSIVE JOB ALLOWANCE/NON PRACTICE ALLOWANCE
1	1272	Ministry of Finance and Treasury	35%
2	1011	National Bureau of Statistics	35%
3	1238	National Centre For Information Technology	35%
4	1506	National Archives	35%
5	1026	Department of National Registrations	35%
6	1012	Ministry of Defense & National Security	35%
7	1013	Maldives National Defense Force	40%
8	1014	National Disaster Management Centre	NIL
9	1498	Aviation Security Command	35%
10	1016	Ministry of Home Affairs	NIL
11	1027	Maldives Police Services	40%
12	1025	Maldives Correctional Services	35%
13	1008	Maldives Customs Services	35%
14	1192	National Drug Agency	35%
15	1057	Juvenile Justice Unit	35%
16	1239	Communications Authority of Maldives	NIL
17	1078	Thauleemaa Masakkaiky ugannaidhey Kudakudhinge Marukazu	NIL
18	1058	Ministry of Education	NIL
19	1060	Department of Public Examinations	NIL
20	1129	Department of Higher Education	NIL
21	1482	Technical and Vocational Education Training authority	NIL
22	1142	Maldives Qualification Authority	NIL
23	1263	Maldives Polytechnic	NIL
24	1269	Dhivehi Bahuge Academy	NIL
25	1500	National Institute of Education	NIL
26	1271	Department of Heritage	NIL
27	1141	Maldives Islamic University	NIL
28	1147	Ministry of Foreign Affairs	35%
29	1163	Ministry of Health	35%
30	1164	Health Protection Agency	35%
31	1191	Maldives Food & Drug Authority	35%
32	1250	National Social Protection Agency	35%
33	1507	Maldives Blood Services	NIL
34	1194	Khaassa Eheeah Beynunvaa Meehun thibey Marukaz	NIL
35	1166	Indhiraagaandhi Memorial Hospital	NIL
36	1202	Ministry of Economic Development	NIL
37	1518	Quality Assurance Department	NIL
38	1232	Transport Authority	NIL
39	1511	Labour Relations Authority	35%
40	1029	Maldives Immigration	35%
41	1204	Ministry of Tourism	35%
42	1226	Regional Airports	NIL
43	1215	Ministry of Youth and Sports	NIL
44	1210	Qawmee Kuthubukhaanaa	NIL
45	1211	National Centre for the Arts	NIL
46	1213	National Bureau of Classification	35%
47	1224	Ministry of Housing and Infrastructure	35%
48	1483	Maldives Land and Survey Authority	35%
49	1496	Public works Services	35%
50	1240	Ministry of Islamic Affairs	NIL
51	1241	Keerithi Quruanaa Behey Marukazu	NIL
52	1229	Ministry of Environment and Energy	35%
53	1228	Maldives Meteorological Service	35%
54	1230	Maldives energy Authority	35%
55	1231	Environmental Protection Agency	35%
56	1510	Ministry Of Gender & Family	NIL
57	1196	Family & Children Service Centre	NIL
58	1197	Kudakudhinge Hiyaa	NIL
59	1505	Family Protection Authority	NIL

No	BA	INDEPENDENT INSTITUTIONS	RATE OF EXCLUSIVE JOB ALLOWANCE/NON PRACTICE ALLOWANCE
60	1001	Raeesul Jumhooriyya ge Office	35%
61	1003	Raeesul Jumhooriyya ge Rasmeege	35%
62	1242	Rayyithunge Majlis ge Idhaaraa	NIL
63	1247	Judicial Service Commission	50%
64	1264	Department of Judicial Administration	50%
65	1248	Supreme Court	50%
66	1249	Dhivehi Raajjeyge High Court	50%
67	1251	Atholhu Thakuge Sharuee Court thah	50%
68	1252	Civil Court	40%
69	1253	Criminal Court	40%
70	1254	Family Court	40%
71	1255	Juvenile Court	40%
72	1486	Drug Court	40%
73	1244	Elections Commission	45%
74	1256	Civil Service Commission	35%
75	1246	Human Rights Commission	NIL
76	1245	Anti-Corruption Commission	NIL
77	1243	Auditor General ge Office	NIL
78	1257	Prosecutor General ge Office	55%-35%
79	1009	Maldives Inland revenue Authority	40%
80	1222	Employment Tribunal	45%
81	1270	Maldives Media Council	35%
82	1478	Maldives Broadcasting Commission	2500/-
83	1275	Tax Appeal Tribunal	40%
84	1276	Local Government Authority	35%
		Total	50/84

3000/- 8000/- 1500/-	3000/- 8000/- 1500/-	3000/- 8000/- 1500/-	3000/- 8000/- 1500/-
----------------------------	----------------------------	----------------------------	----------------------------

234,600/- 136 3000/- 8000/- 1500/-

2.5 3000/- 8000/- 1500/-

3000/- 8000/- 1500/-

(a) 3000/- 8000/- 1500/-

(b) 3000/- 8000/- 1500/-

(c) 3000/- 8000/- 1500/-

2.6 (g) "Institutions" shall include, but not be limited to, the following: (i) the National Council for Education, Science and Technology; (ii) the National Council for Human Resources Development; (iii) the National Council for Scientific and Technological Research; and (iv) the National Council for the Advancement of Science and Technology.

2.6 (g) "Institutions" shall include, but not be limited to, the following: (i) the National Council for Education, Science and Technology; (ii) the National Council for Human Resources Development; (iii) the National Council for Scientific and Technological Research; and (iv) the National Council for the Advancement of Science and Technology.

• The following shall be included in the list of institutions: (i) the National Council for Education, Science and Technology; (ii) the National Council for Human Resources Development; (iii) the National Council for Scientific and Technological Research; and (iv) the National Council for the Advancement of Science and Technology.

2.6. The following shall be included in the list of institutions: (i) the National Council for Education, Science and Technology; (ii) the National Council for Human Resources Development; (iii) the National Council for Scientific and Technological Research; and (iv) the National Council for the Advancement of Science and Technology.

2.6. The following shall be included in the list of institutions: (i) the National Council for Education, Science and Technology; (ii) the National Council for Human Resources Development; (iii) the National Council for Scientific and Technological Research; and (iv) the National Council for the Advancement of Science and Technology.

2.7. The following shall be included in the list of institutions: (i) the National Council for Education, Science and Technology; (ii) the National Council for Human Resources Development; (iii) the National Council for Scientific and Technological Research; and (iv) the National Council for the Advancement of Science and Technology.

2.7. The following shall be included in the list of institutions: (i) the National Council for Education, Science and Technology; (ii) the National Council for Human Resources Development; (iii) the National Council for Scientific and Technological Research; and (iv) the National Council for the Advancement of Science and Technology.

2.7. The following shall be included in the list of institutions: (i) the National Council for Education, Science and Technology; (ii) the National Council for Human Resources Development; (iii) the National Council for Scientific and Technological Research; and (iv) the National Council for the Advancement of Science and Technology.

ሥራ ሲፈጸም በድምር 10 ባህሪ ለሚከተሉት ዓመታት ለባለአድቦት ሥራ ሲከፈለግ ገንዘብ ይጠየቃል።
 ይህን ስራ 20 ስምት ዓመታት ይደረገዋል ለሥራ አፈጻጸም ለጊዜው በስምት ዓመታት ለሥራ ስራ
 ሲከፈለግ ገንዘብ ይጠየቃል። ለዚህ ስራ ስምት ዓመታት ለጊዜው ለሥራ ስራ ይጠየቃል።

ድምር ተጠቅሞች ለባለአድቦት ገንዘብ፡

ድምር ተጠቅሞች ለባለአድቦት ገንዘብ	ገንዘብ ይጠየቅበት ዓመት	ገንዘብ ይጠየቅበት ዓመት	ገንዘብ ይጠየቅበት ዓመት
10	15,667.62	156,676.2	1,880,114.4

ሥራ ስራ ለባለአድቦት ገንዘብ፡

ድምር ተጠቅሞች ለባለአድቦት ገንዘብ	ገንዘብ ይጠየቅበት ዓመት	ገንዘብ ይጠየቅበት ዓመት	ገንዘብ ይጠየቅበት ዓመት
10	7350	73,500	882,000

4.3 ሥራ ስራ ለባለአድቦት ገንዘብ ይጠየቃል

ሥራ ስራ ለባለአድቦት ገንዘብ ይጠየቃል ለሥራ ስራ ስምት ዓመታት ለጊዜው ለሥራ ስራ ይጠየቃል። ለሥራ ስራ ስምት ዓመታት ለጊዜው ለሥራ ስራ ይጠየቃል።

- (ሀ) ስምት ዓመታት ለባለአድቦት ገንዘብ ይጠየቃል 1000 ባህሪ።
- ድምር ተጠቅሞች ለባለአድቦት ገንዘብ 300 ባህሪ።
- ስምት ዓመታት ለባለአድቦት ገንዘብ ይጠየቃል ድምር ተጠቅሞች ለባለአድቦት ገንዘብ 400 ባህሪ።
- (ለ) ስምት ዓመታት ለባለአድቦት ገንዘብ ይጠየቃል 125 ባህሪ።
- (ሐ) ስምት ዓመታት ለባለአድቦት ገንዘብ ይጠየቃል 350 ባህሪ።
- (መ) ስምት ዓመታት ለባለአድቦት ገንዘብ ይጠየቃል 625 ባህሪ።
- (ሎ) ስምት ዓመታት ለባለአድቦት ገንዘብ ይጠየቃል 300 ባህሪ።
- (ሮ) ስምት ዓመታት ለባለአድቦት ገንዘብ ይጠየቃል 300 ባህሪ።

ስራ ስራ ለባለአድቦት ገንዘብ ይጠየቃል ለሥራ ስራ ስምት ዓመታት ለጊዜው ለሥራ ስራ ይጠየቃል። ለሥራ ስራ ስምት ዓመታት ለጊዜው ለሥራ ስራ ይጠየቃል።

מסגרת זו, כדוגמה, נמצאת גם בפרק 10.1 של חוק המעורבות של ממשלה בניהול עסקים, אשר נכנס לתוקף בשנת 2012. מטרתו היא להגביל את מעורבות הממשלה בניהול עסקים, ולקבוע את התנאים להעברת עסקים לניהול פרטי.

5. הגבלות על מעורבות הממשלה בניהול עסקים

5.1. **הגבלות על מעורבות הממשלה בניהול עסקים** (מס' 10.1/2012) נכנסה לתוקף בשנת 2012. מטרתה היא להגביל את מעורבות הממשלה בניהול עסקים, ולקבוע את התנאים להעברת עסקים לניהול פרטי. החוק קובע כי הממשלה לא תוכל להשתתף בניהול עסקים, אלא אם כן קיימת התייעלות כלכלית. בנוסף, החוק קובע כי הממשלה לא תוכל להשתתף בניהול עסקים, אלא אם כן קיימת התייעלות כלכלית. בנוסף, החוק קובע כי הממשלה לא תוכל להשתתף בניהול עסקים, אלא אם כן קיימת התייעלות כלכלית.

5.2. **הגבלות על מעורבות הממשלה בניהול עסקים** (מס' 10.2/2012) נכנסה לתוקף בשנת 2012. מטרתה היא להגביל את מעורבות הממשלה בניהול עסקים, ולקבוע את התנאים להעברת עסקים לניהול פרטי. החוק קובע כי הממשלה לא תוכל להשתתף בניהול עסקים, אלא אם כן קיימת התייעלות כלכלית. בנוסף, החוק קובע כי הממשלה לא תוכל להשתתף בניהול עסקים, אלא אם כן קיימת התייעלות כלכלית.

5.3. **הגבלות על מעורבות הממשלה בניהול עסקים** (מס' 10.3/2012) נכנסה לתוקף בשנת 2012. מטרתה היא להגביל את מעורבות הממשלה בניהול עסקים, ולקבוע את התנאים להעברת עסקים לניהול פרטי. החוק קובע כי הממשלה לא תוכל להשתתף בניהול עסקים, אלא אם כן קיימת התייעלות כלכלית. בנוסף, החוק קובע כי הממשלה לא תוכל להשתתף בניהול עסקים, אלא אם כן קיימת התייעלות כלכלית.

15,000	٤٠٠٠٠٠٠			
5,000	١٠٠٠٠٠٠		٤	١٠٠٠٠٠٠
4,000	٨٠٠٠٠٠			
3,000	٦٠٠٠٠٠			
2,000	٤٠٠٠٠٠			
15,000	٤٠٠٠٠٠			
3,000	٦٠٠٠٠٠		5	
15,000	٤٠٠٠٠٠		6	
15,000	٤٠٠٠٠٠		7	١٠٠٠٠٠٠
3,500	٦٠٠٠٠٠			
3,000	٤٠٠٠٠٠			
2,500	٦٠٠٠٠٠			
2,000	٤٠٠٠٠٠			
1,500	٦٠٠٠٠٠			
1,000	٤٠٠٠٠٠			
15,000	٤٠٠٠٠٠		8	
5000	١٠٠٠٠٠٠			
4,000	٨٠٠٠٠٠			
3,000	٦٠٠٠٠٠			

12,000	دستمردن	رستمردن / دستمردن / دستمردن /	
15,000	مردن	رستمردن / رستمردن / رستمردن /	18
12,000	مردن / مردن / مردن /		
13,000	مردن	رستمردن / رستمردن /	19
12,000	دستمردن		
15,000	مردن	رستمردن / رستمردن / رستمردن /	20
13,445	مردن		
12,545	دستمردن		
دستمردن / دستمردن /			
10,000	3 دستمردن		21
12,000	مردن / مردن / مردن /		22
500	5 دستمردن		23
رستمردن / رستمردن / رستمردن /			
15,000	مردن		24
3,000 - 2,700	مردن / مردن / مردن /		
15,000	مردن / مردن / مردن /		25
2500	مردن / مردن / مردن /		
20,000	دستمردن		26

15,000	سەئادەتخانىسىنى ئۆز ئىچىگە ئالىدۇ			
7,000	ئادەتتىكى ئۆز ئىچىگە ئالىدۇ			
3,500	ئۆز ئىچىگە ئالىدۇ			
15,000	بۇ ئۆز ئىچىگە ئالىدۇ		ئۆز ئىچىگە ئالىدۇ	27
15,000	سەئادەتخانىسىنى ئۆز ئىچىگە ئالىدۇ		ئۆز ئىچىگە ئالىدۇ	28

سټوډنټ راجسټرو ټولګو ټولګو/ارنډونو/ارنډونو/پروګرامونو ټولګو ټولګو ټولګو ټولګو

ټولګو ټولګو	ټولګو ټولګو ټولګو	ټولګو ټولګو
ډالرنه -/3000 ټولګو	ټولګو ټولګو ټولګو	1 ټولګو ټولګو ټولګو ټولګو ټولګو ټولګو
ډالرنه -/2000 ټولګو ټولګو ټولګو ټولګو ټولګو ټولګو -/10,000	ټولګو ټولګو ټولګو	2 ټولګو ټولګو ټولګو ټولګو ټولګو ټولګو (ټولګو ټولګو، ټولګو ټولګو، ټولګو ټولګو، ټولګو ټولګو ټولګو)
ډالرنه -/3500 ټولګو	ټولګو ټولګو ټولګو	
ډالرنه -/1000 ټولګو	ټولګو ټولګو ټولګو ټولګو	
ډالرنه -/9000 ټولګو	ټولګو ټولګو ټولګو	3 ټولګو ټولګو ټولګو ټولګو ټولګو ټولګو
ډالرنه -/3000 ټولګو	ټولګو ټولګو ټولګو ټولګو	
ډالرنه -/1500 ټولګو	ټولګو ټولګو / ټولګو ټولګو ټولګو	
ډالرنه -/1000 ټولګو	ټولګو ټولګو ټولګو	
ډالرنه -/17,856 ټولګو	ټولګو ټولګو ټولګو ټولګو ټولګو	4 ټولګو ټولګو ټولګو ټولګو ټولګو ټولګو ټولګو ټولګو ټولګو ټولګو
ډالرنه -/2000 ټولګو	ټولګو ټولګو ټولګو	5 ټولګو ټولګو ټولګو ټولګو ټولګو ټولګو
ډالرنه -/4500 ټولګو	ټولګو ټولګو ټولګو ټولګو ټولګو	6 ټولګو ټولګو ټولګو ټولګو

4000/-	درباره 4000/-	درباره 4000/-	
3000/-	درباره 3000/-	درباره 3000/-	
1542/-	درباره 1542/-	درباره 1542/-	
4000/-	درباره 4000/-	درباره 4000/-	7
3000/-	درباره 3000/-	درباره 3000/-	
2000/-	درباره 2000/-	درباره 2000/-	8
	درباره 2000/-	درباره 2000/-	9
15,000/-	درباره 15,000/-	درباره 15,000/-	10
10,000/-	درباره 10,000/-	درباره 10,000/-	
8000/-	درباره 8000/-	درباره 8000/-	
7000/-	درباره 7000/-	درباره 7000/-	
5000/-	درباره 5000/-	درباره 5000/-	
3710/-	درباره 3710/-	درباره 3710/-	
			11
			12

	اَلْحَمْدُ لِلّٰهِ رَبِّ الْعَالَمِیْنَ	دَعْوَةُ قَوْمِ الْاَرْمَنِیْنَ خَدَّیْهِمْ مَعَهُ .	13
	اَلْحَمْدُ لِلّٰهِ رَبِّ الْعَالَمِیْنَ	دَعْوَةُ قَوْمِ بَدِیْئِیْنَ	14
	اَلْحَمْدُ لِلّٰهِ رَبِّ الْعَالَمِیْنَ	سُؤَالُ الْاَرْمَنِیْنَ خَدَّیْهِمْ مَعَهُ .	15
	اَلْحَمْدُ لِلّٰهِ رَبِّ الْعَالَمِیْنَ	سُؤَالُ الْاَرْمَنِیْنَ خَدَّیْهِمْ مَعَهُ .	16
	اَلْحَمْدُ لِلّٰهِ رَبِّ الْعَالَمِیْنَ	سُؤَالُ الْاَرْمَنِیْنَ خَدَّیْهِمْ مَعَهُ .	17
	اَلْحَمْدُ لِلّٰهِ رَبِّ الْعَالَمِیْنَ	سُؤَالُ الْاَرْمَنِیْنَ خَدَّیْهِمْ مَعَهُ .	18
	اَلْحَمْدُ لِلّٰهِ رَبِّ الْعَالَمِیْنَ	دَعْوَةُ قَوْمِ الْاَرْمَنِیْنَ خَدَّیْهِمْ مَعَهُ ، وَدَعْوَةُ قَوْمِ الْاَرْمَنِیْنَ خَدَّیْهِمْ مَعَهُ .	19

BA	Office	2011	2012	2013	2014	2015	2016	2017R	2018A
1109	R. Hulhudhuffaar School	310,993	304,481	309,591	331,450	333,995	282,650	256,950	252,000
1110	B. Thulhaadhoo School	321,875	385,704	343,525	296,700	250,150	237,100	258,900	288,000
1111	Lh. Atholhu Madharusa	90,000	222,573	222,700	207,000	236,500	221,450	180,000	144,000
1112	Lh. Naifaru Madharasathul Iffhit	496,212	514,896	545,375	507,148	428,603	376,150	321,525	342,000
1113	K. Atholhu Madharusa / K. Kaash	186,579	256,689	236,852	177,250	236,407	260,100	269,400	270,000
1114	Adh. Atholhu Madharusa / Adh	181,016	216,868	204,100	205,898	163,465	173,750	209,250	216,000
1115	Madharasathul Hamadhu Bin Kh	502,512	404,320	438,775	412,450	392,850	422,400	408,900	396,000
1116	L. Maavashu School	259,550	292,530	249,340	220,550	210,790	157,500	177,525	180,000
1118	Hafiz Ahmed School / Gn. Fuvaf	18,000	19,550	17,323	15,425	581	-	6,000	-
1119	Madharasathul Sheikh Mohame	18,000	19,938	18,438	7,500	-	-	-	-
1120	S. Hithadhoo School	172,500	289,859	533,968	567,048	486,000	364,350	339,750	342,000
1121	Muhibbudhdeen School	960,000	782,700	858,418	807,000	727,500	507,050	346,500	306,000
1122	S. Feydhoo School	284,226	329,490	367,815	393,000	367,500	334,900	396,000	324,000
1123	Al Madharasathul Islaamiyya (S.h	376,783	524,760	583,350	594,500	472,905	486,200	592,200	324,000
1124	Upper North Province Schools Bu	4,912,239	5,131,888	-	-	-	-	-	-
1125	North Province Schools Budget	4,977,139	5,439,090	-	-	-	-	-	-
1126	North Central Province Schools B	4,524,594	4,792,522	-	-	-	-	-	-
1127	South Central Province Schools E	3,353,812	3,595,471	-	-	-	-	-	-
1128	South Province Schools Budgets	645,337	632,638	-	-	-	-	-	-
1132	Faculty of Health Sciences	-	28	-	-	-	-	-	-
1134	Faculty of Engineering Technolo	-	-	-	-	-	-	-	500
1135	Faculty of Hospitality and tourisn	3,000	-	-	-	-	-	-	11,088
1136	Centre for Maritime Studies	-	1,938	-	-	-	-	-	-
1139	Atholhu thakugai hingaa camp	2,700	4,629	-	-	-	-	-	-
1141	College of Islamic Studies	21,000	-	-	-	-	-	-	-
1142	Maldives Qualification Authority	-	15,662	-	-	-	-	-	-
1143	Medhu Uthuru Province	6,663	-	-	-	-	-	-	-
1163	Ministry of Health and Family	23,545	146,022	33,677	152,830	197,986	168,000	168,000	168,000
1164	Health Protection Agency	-	-	800	14,100	-	-	-	-
1166	Indhiraagaandhi Memorial Hosp	-	1,566,957	8,672,939	7,872,239	14,037,727	16,153,181	16,134,874	16,686,000
1167	HD. Atoll Health Service	313,431	-	89,672	2,214,526	2,662,070	3,586,910	3,124,142	3,124,142
1168	R. Atoll Health Service	214,544	267,695	1,795,897	2,375,284	3,518,323	4,933,307	5,060,414	5,060,414
1169	S. Regional Hospital	-	8,000	-	-	-	-	2,336,050	2,336,050
1170	M. Atoll Health Service	274,073	74,250	530,397	699,610	1,080,105	-	1,743,532	1,743,532
1171	GDH. Regional Hospital	-	-	-	-	-	-	3,340,193	3,340,193
1172	L. Atoll Health Service	407,739	-	714	-	-	-	3,588,690	3,250,680
1173	HA. Atoll Health Service	316,864	39,000	2,448,988	106,174	23,056	-	3,312,970	3,312,970
1174	SH. Atoll Hospital	-	133,371	1,382,100	1,656,546	1,868,292	2,403,921	2,369,390	2,369,390
1175	N. Atoll Hospital	-	134,854	950	-	-	-	184,950	184,950
1176	B. Atoll Hospital	-	127,994	393,261	124,422	-	-	2,190,802	2,190,802
1177	LH. Atoll Hospital	-	-	-	-	-	-	1,975,953	1,975,953
1178	AA. Atoll Health Service	69,000	134,093	629,013	703,780	1,021,117	1,603,550	1,876,250	1,876,250
1179	ADH. Atoll Hospital	-	2,400	26,116	-	-	-	1,462,352	1,462,352
1180	V. Atoll Health Service	277,628	47,722	369,912	427,015	499,309	969,579	1,360,568	1,360,568
1181	F. Atoll Hospital	-	43,523	164,934	-	-	-	1,139,106	1,139,106
1182	DH. Atoll Health Service	538,760	163,150	909,537	982,933	1,086,777	1,493,739	1,462,563	1,462,563
1183	TH. Atoll Health Service	23,523	119,386	595,118	41,245	-	32,800	2,980,284	2,980,284
1184	GA. Atoll Hospital	-	-	-	-	-	-	1,690,587	1,690,587
1185	Gn. Atoll Hospital	-	-	-	(147)	-	-	1,131,796	1,131,796
1186	Male' Health Centre	-	-	-	26,367	21,700	-	-	-
1187	Villingili Health Centre	-	41,100	153,196	394,189	494,100	428,316	552,025	-
1188	Hulhumale Hospital	-	-	69,500	123,000	413,250	-	-	-
1191	Maldives Food & Drug Authority	-	-	-	1,500	7,000	-	-	-
1192	National Drug Agency	-	-	91,500	205,000	224,100	173,700	145,500	54,000
1196	Family & Children Service Centre	436,621	-	-	-	-	-	-	-
1197	Kudakudhinge Hiyaa	-	-	-	2,253	-	-	-	-
1199	National Blood Transfusion Servic	-	16,350	7,500	-	-	-	-	-

BA	Office	2011	2012	2013	2014	2015	2016	2017R	2018A
1201	Department of Gender and Family	4,171	-	-	-	-	-	-	-
1220	Human Resource Section / MHR	15,118	-	-	-	-	-	-	-
1223	Medhu Dhekun Province	4,650	-	-	-	-	-	-	-
1224	Ministry of Housing and Infrastructure	4,850	-	-	-	-	-	-	-
1226	Regional Airports	4,200	-	38,320	15,650	15,400	-	-	-
1229	Ministry of Environment and Energy	-	2,794	1,717	-	-	-	-	-
1231	Environmental Protection Agency	20,058	21,540	3,421	-	-	-	-	-
1232	Transport Authority	-	-	13,619	-	-	-	-	-
1233	Ministry of Fisheries & Agriculture	272,500	32,754	29,876	212	-	-	-	-
1237	Civil Aviation Department	1,564	118	-	-	-	-	-	-
1241	Keerithi Quruanaa Behey Maruka	7,426	-	-	-	-	-	-	-
1247	Judicial Services Commission	-	738	-	-	-	-	-	-
1257	Prosecutor General's Office	36,000	36,000	36,000	36,000	18,550	18,000	18,000	18,000
1261	Hiriya School	381,417	335,046	321,325	282,000	226,900	210,400	205,350	234,000
1263	Maldives Polytechnic	21,000	3,176	1,356	-	-	-	-	-
1268	Central Province Schools Budget	2,279,111	2,554,196	-	-	-	-	-	-
1277	Addu City Council	-	-	-	-	-	88,320	-	-
1309	Sh. Atoll Council	13,364	-	-	-	-	-	-	-
1316	Sh. Foakaidhoo Council	550	-	-	-	-	-	-	-
1320	Sh. Komandoo Council	12,732	-	-	-	-	-	-	-
1339	R. Alifushee Council	7,900	17,625	-	-	-	-	-	-
1343	R. Hulhudhuffaar Council	5,650	-	-	-	-	-	-	-
1344	R. Ungoofaar Council	12,450	3,000	-	-	-	-	-	-
1354	B. Atoll Council	-	36,000	14,400	-	-	-	-	-
1373	K. Atoll Council	7,903	-	25,048	-	-	-	-	-
1387	AA. Bodufolhudhoo Council	4,573	1,452	-	-	-	-	-	-
1395	ADh. Mahibadhoo Council	-	5,575	878	945	-	-	-	-
1408	M. Atoll Council	5,400	-	-	13,500	18,000	18,000	15,750	18,000
1417	F. Atoll Council	-	-	-	-	-	-	-	21,600
1444	Th. Omadhoo Council	-	-	-	-	3,500	-	-	-
1445	L. Atoll Council	21,740	2,146	1,350	27,000	-	-	-	-
1454	L. Maamendhoo Council	3,587	-	-	-	-	-	-	-
1461	GA. Nilandhoo Council	12,000	10,500	-	-	-	-	-	-
1473	GDh. Fiyoaree Council	15,000	19,350	19,575	1,500	18,000	12,000	-	-
1477	Male' City Council	814	-	130,500	415,500	220,500	-	-	-
1481	Education Unit-Gn. School	-	34,425	-	-	-	-	-	-
1489	Dhadimagu Council Fuvammul	-	-	-	13,503	-	-	-	-
1496	Public works Services	-	9,177	47,381	9,000	724,500	1,555,850	1,650,950	504,000
1497	K. Atoll Health Services	-	-	19,650	24,000	120,720	-	1,833,600	1,833,600
1501	Northern Education Unit	-	-	9,286,063	8,977,444	8,648,241	8,713,109	4,743,060	4,968,000
1502	Central Education Unit	-	-	7,377,788	7,049,156	6,972,968	6,747,709	4,158,001	3,456,000
1503	Southern Education Unit	-	-	8,844,303	9,041,792	8,549,671	8,210,970	3,234,230	3,888,000
1504	Gdh. Thinadhoo Primary School	-	-	24,000	41,400	72,000	135,686	90,450	90,000
1507	Maldives Blood Services	-	-	97,615	268,000	277,183	201,433	156,000	156,000
1514	Rehendhi School	-	-	-	-	96,750	180,050	207,900	180,000
1516	Fiyavathi / Hulhumale' Kudakudh	-	-	-	-	-	-	-	83,520
1520	South Central Education Unit	-	-	-	-	-	-	5,507,982	5,148,000
1521	North Central Education Unit	-	-	-	-	-	-	4,320,218	4,338,000
		44,445,973	46,013,005	65,291,699	64,356,489	71,149,789	75,047,548	101,457,577	98,319,740

2011 ۽ 2018 جي وچ ۾ واپس آڻيل رقم جي لسٽ

ڊيڊيٽيڊ لسٽ

BA-1	Office	2011	2012	2013	2014	2015	2016	2017R	2018A
1001	Raeesul Jumhooriyya ge Office	5,681,264	5,537,199	8,502,183	8,278,533	8,750,567	9,460,042	9,787,838	9,720,000
1003	Raeesul Jumhooriyya ge Rasme	1,224,669	786,459	227,020	1,086,319	2,302,964	3,138,773	3,426,250	3,412,000
1005	Hilaaleeje	279,873	237,213	811,002	309,807	287,198	96,964	17,625	30,000
1008	Maldives Customs Services	672,000	900,000	21,000	123,500	-	-	-	-
1009	Maldives Inland revenue Author	3,400,916	3,451,083	4,871,833	6,004,485	7,067,589	8,312,642	8,594,963	7,603,750
1012	Ministry of Defense & National Se	584,194	972,896	1,121,459	904,613	894,581	894,000	894,000	894,000
1013	Maldives National Defense Force	16,511,515	18,095,960	18,107,690	26,227,845	38,867,144	38,730,295	39,836,910	45,000,000
1014	National Disaster Management	-	-	-	72,267	96,000	96,000	147,823	150,000
1016	Ministry of Home Affairs	1,232,000	1,072,000	1,144,917	1,638,100	1,912,200	2,270,900	2,586,150	2,622,000
1017	Male' Municipality	375,250	-	-	-	-	-	-	-
1025	Department of Penitentiary and	417,775	193,256	147,083	187,850	10,929,443	16,576,667	15,925,925	17,280,000
1027	Maldives Police Services	12,309,595	15,516,268	17,139,964	83,510,798	71,394,367	41,189,353	68,667,920	60,000,000
1028	Uthuru Province	913,000	149,332	-	-	-	-	-	-
1029	Department of Immigration & Er	210,000	256,333	531,403	471,650	520,030	686,455	1,585,253	1,585,253
1033	Thiladhunmathee Uthuruburi At	600	-	-	-	-	-	-	-
1037	Maalhosmadulu Uthuruburi Atol	6,120	-	-	-	-	-	-	-
1058	Ministry of Education	1,616,250	1,532,118	1,322,117	1,880,750	2,876,633	2,694,272	2,871,570	2,294,000
1061	Centre for Continuing Educatior	18,650	3,735	-	-	-	-	-	-
1066	Dharumavantha School	-	230,000	639,350	606,750	519,300	-	-	-
1067	Aminiyya School	576,961	679,455	740,875	675,900	489,069	403,600	446,625	432,000
1070	Al-Madharasathul Arabiyyathul	-	13,500	63,900	21,550	-	-	-	-
1072	Thaajuddeen School	-	64,500	368,750	410,800	306,675	300,680	284,925	288,000
1073	Kalaafaanu School	-	-	-	1,000	-	-	-	-
1075	Muhyiudeen School	-	-	56,000	96,000	96,000	96,000	96,000	96,000
1076	Imaadhudheen School	-	355,686	330,207	432,868	334,350	295,500	285,750	270,000
1092	Gdh.Atoll Education Centre	-	-	-	-	-	-	-	450,000
1111	Lh.Atholhu Madharusa	109,200	-	-	-	-	-	-	-
1115	Madhrasathul Hamadhu Bin Khc	9,119	-	-	-	-	-	-	-
1130	Maldives National University	344,833	328,500	240,000	240,000	459,167	780,000	780,000	780,000
1132	Faculty of Health Sciences	-	-	5,850	36,000	36,000	36,000	36,000	36,000
1141	College of Islamic Studies	60,000	75,600	57,600	54,000	422,333	773,983	738,000	792,000
1142	Maldives Qualification Authority	180,700	90,340	-	84,583	145,417	150,000	150,000	144,000
1143	Medhu Uthuru Province	660,000	71,000	-	-	-	-	-	-
1144	Attorney General ge Office	1,072,080	1,383,071	1,160,500	1,003,333	1,024,467	1,003,600	1,113,300	1,266,000
1147	Ministry of Foreign Affairs	1,332,677	1,545,313	1,593,033	1,910,717	2,350,083	1,742,367	1,906,250	2,520,000
1148	Bangladesh ga hunna Dhivehi ra	1,929,894	1,974,844	1,378,417	711,676	1,973,197	1,320,611	2,542,665	1,995,845
1149	Sri Lanka ga Hunna Dhivehi High	2,453,594	3,492,594	3,165,231	3,187,089	6,381,223	8,676,386	10,744,070	9,945,003
1150	Permanent Mission to the Unitec	2,724,247	5,198,401	5,270,014	4,747,533	7,406,116	3,407,365	11,255,453	6,996,367
1151	I'ngireysi Vilaathu ga hunna Dhiv	5,191,402	3,711,546	2,360,056	2,233,499	2,522,883	3,653,547	2,933,859	3,400,298
1152	India ga Hunna Dhivehi High Co	4,009,395	5,401,376	3,840,893	3,142,351	4,637,704	4,022,791	4,697,794	5,048,176
1153	Trivananthapurum ga hunna Dh	986,652	791,493	656,714	1,005,980	2,736,933	2,079,239	3,511,301	2,700,079
1154	Malaysia ga Hunna Dhivehi High	3,357,643	3,916,709	2,353,670	2,818,651	4,894,252	4,158,220	8,408,842	8,702,746
1155	Japan ga Hunna Dhivehi Embas	3,452,053	2,349,433	2,278,205	1,775,459	4,185,409	3,992,738	6,045,330	5,403,111
1157	China ga hunna Dhivehi raajeyc	2,378,947	2,867,930	2,794,264	2,772,669	5,030,629	6,377,811	7,739,583	9,544,373
1158	Saudi Arabia ga hunna Dhivehi i	1,499,960	1,407,232	2,311,929	1,705,751	2,719,085	2,206,254	2,791,400	4,879,542
1159	Geneva ga Hunna Dhivehi Raaj	3,677,339	2,736,453	3,358,562	2,793,559	4,387,041	5,803,668	7,620,807	4,975,081
1160	Pakistan ga Hunna Dhivehi Raaj	1,461,853	1,637,669	1,647,209	1,215,363	2,455,585	2,258,808	1,199,774	2,585,967
1161	European Community ah hunna	2,239,384	1,738,030	1,359,633	1,317,776	4,106,718	2,054,855	3,379,391	3,749,962
1162	Singapore ga hunna Dhivehi rac	3,413,641	3,274,532	3,046,891	2,405,906	3,171,818	2,160,250	5,508,753	4,388,164

BA	Office	2011	2012	2013	2014	2015	2016	2017R	2018A
1163	Ministry of Health and Family	1,813,292	1,354,213	1,231,676	1,725,743	1,966,840	2,096,933	2,393,400	2,393,400
1168	R. Atoll Health Service	42,000	-	4,650	-	-	-	-	-
1169	S. Regional Hospital	-	236,275	1,342,932	1,605,675	1,841,468	2,307,945	-	-
1170	M. Regional Hospital	-	-	-	-	-	1,696,452	669,550	669,550
1171	GDH. Regional Hospital	-	267,959	1,721,840	1,737,281	2,407,682	3,273,814	-	-
1172	L. Regional Hospital	-	319,021	1,861,671	2,067,676	2,515,786	3,495,231	-	-
1173	HA. Atoll Hospital	-	-	1,872,306	1,750,397	2,176,168	3,476,910	-	-
1174	SH. Atoll Health Service	382,256	-	144,047	-	-	-	-	-
1175	N. Atoll Hospital	-	-	1,099,764	1,743,281	2,121,654	2,831,224	2,869,732	2,869,732
1176	B. Atoll Hospital	-	-	968,293	1,182,353	1,488,344	2,255,992	-	1,632,000
1177	LH. Atoll Health Service	92,436	153,779	941,328	914,215	1,417,225	2,003,609	-	-
1179	ADH. Atoll Hospital	-	146,081	860,148	896,279	1,104,604	1,545,341	-	-
1181	F. Atoll Health Service	456,448	53,536	499,191	622,013	839,660	1,083,808	-	-
1183	TH. Atoll Health Service	316,467	105,580	928,816	1,873,619	2,116,761	2,927,763	-	-
1184	GA. Atoll Health Service	181,747	181,647	1,068,263	1,226,462	1,818,777	2,670,422	993,450	993,450
1185	Gn. Atoll Hospital	-	48,065	210,051	507,090	975,646	1,033,026	-	-
1187	Villingili Health Centre	-	30,900	-	-	-	-	-	696,000
1188	Hulhumale Hospital	-	32,400	124,473	533,633	588,433	950,217	-	-
1192	Department of Drug Prevention	20,484	7,586	650	-	-	94,167	150,000	144,000
1193	Medhu Province	852,581	111,742	-	-	-	-	-	-
1194	Khaassa Eheeah Beynunvaa Me	-	-	-	-	79,333	84,000	84,000	84,000
1196	Family & Children Service Centre	-	330,089	260,982	174,300	108,310	59,010	38,325	83,490
1199	National Blood Transfusion Service	-	1,817	859	-	-	-	-	-
1202	Ministry of Economic Development	1,362,711	1,355,418	1,354,957	1,261,783	1,786,700	1,781,900	2,251,075	2,118,000
1204	Ministry of Tourism, Arts and Culture	1,033,000	1,053,167	1,004,167	674,400	651,050	912,117	1,047,275	912,000
1211	National Centre for the Arts	-	141,667	286,500	366,233	446,467	508,733	442,700	396,000
1215	Ministry of Human Resource, Youth and Sports	570,500	365,978	463,750	1,633,831	2,286,917	2,759,602	2,570,499	2,832,000
1216	Kulhivaruge Khidhumaiy thakaai	18,103	-	-	-	-	-	-	-
1220	Human Resource Section / MHR	898,550	1,040,725	1,033,419	-	-	-	-	-
1223	Medhu Dhekun Province	648,000	109,167	-	-	-	-	-	-
1224	Ministry of Housing and Infrastructure	1,591,949	1,199,021	1,305,633	1,673,917	2,506,300	3,846,467	4,281,000	4,476,000
1225	Mathi Dhekunu Province	712,629	83,834	-	-	-	-	-	-
1226	Regional Airports	-	-	-	12,000	-	-	-	-
1227	Karantaai, Fenai, Narudhamac	358,500	540,621	15,983	-	-	-	-	-
1229	Ministry of Environment and Energy	-	-	726,000	1,533,100	1,955,217	2,195,200	2,556,900	2,056,000
1232	Transport Authority	180,000	281,613	316,000	94,167	150,000	150,000	150,000	150,000
1233	Ministry of Fisheries & Agriculture	935,500	1,082,367	1,105,300	1,090,183	1,108,083	1,089,967	1,368,396	1,212,000
1236	Ministry of Transport & Communications	1,430,481	1,013,919	1,089,773	830,518	-	-	-	-
1237	Maldives Civil Aviation Authority	-	133,000	-	-	-	-	-	-
1238	National Centre For Information	-	-	-	-	24,000	89,333	149,500	180,000
1240	Ministry of Islamic Affairs	839,300	1,169,367	1,521,333	1,951,375	2,172,617	2,381,867	2,451,750	2,760,000
1242	Rayyithunge Majlis ge Idhaaraa	14,040,000	24,415,594	24,877,900	27,002,850	28,055,800	27,693,913	26,654,737	25,146,000
1243	Auditor General ge Office	-	300,000	522,321	540,000	4,080,822	4,128,927	4,199,743	4,494,000
1244	Elections Commission	998,177	2,273,234	3,543,267	3,465,800	2,878,912	2,740,967	2,763,750	3,288,000
1245	Anti-Corruption Commission	1,337,290	948,000	948,000	919,000	948,000	948,000	948,000	948,000
1246	Human Rights Commission	2,468,613	2,737,290	2,906,061	2,948,800	3,105,967	3,195,300	2,837,350	3,456,000
1247	Judicial Services Commission	530,974	1,455,267	1,487,738	1,492,247	1,489,714	1,465,100	1,430,809	1,488,000
1248	Supreme Court	-	1,085,000	1,851,774	1,658,065	2,614,835	2,715,008	2,590,048	3,360,000
1249	Dhivehi Raajjeyge High Court	1,409,516	1,620,000	1,620,000	1,547,500	4,052,340	3,319,815	3,200,213	3,285,000
1250	National Social Protection Agency	30,000	167,903	252,250	194,000	234,000	227,000	239,950	234,000

BA	Office	2011	2012	2013	2014	2015	2016	2017R	2018A
1251	Atholhu Thakuge Sharuee Court	7,336,832	7,661,103	6,822,759	6,887,601	38,054,050	37,579,124	36,348,688	36,128,800
1252	Civil Court	1,483,500	1,440,000	1,325,000	1,620,000	5,148,030	5,472,690	5,507,910	5,742,000
1253	Criminal Court	1,306,500	1,260,000	1,324,839	1,540,161	4,454,704	4,205,358	4,001,518	3,945,600
1254	Family Court	916,548	761,051	1,012,839	1,458,000	4,060,611	4,426,015	4,556,677	4,636,800
1255	Juvenile Court	362,500	360,000	360,000	433,000	1,406,141	1,414,502	1,456,695	1,627,200
1256	Civil Service Commission	3,717,769	3,990,467	3,889,267	3,521,667	3,146,400	3,133,167	3,064,300	3,060,000
1257	Prosecutor General ge Office	1,495,020	2,381,217	3,007,070	2,937,103	4,313,400	5,190,100	5,384,681	6,264,000
1258	Police Integrity Commission	1,752,040	2,053,733	1,925,467	1,849,333	1,599,200	-	-	-
1259	Mathi uthuru Province	1,004,925	136,340	-	-	-	-	-	-
1260	Dhekunu Province	120,000	-	-	-	-	-	-	-
1261	Hiriya School	-	-	-	-	-	-	4,350	-
1263	Maldives Polytechnic	188,000	37,500	158,500	6,500	-	-	-	-
1264	Department of Judicial Administ	66,000	-	-	-	4,910,439	5,564,110	5,457,225	5,731,200
1265	Ministry of Finance and Treasury	1,350,000	2,576,667	2,700,000	3,371,667	3,300,000	2,098,387	900,000	1,140,000
1269	Dhivehi Bahuge Academy	67,333	240,000	240,000	240,000	240,000	240,000	240,000	240,000
1270	Maldives Media Council	877,500	-	161,000	180,000	180,000	180,000	180,000	180,000
1271	Heritage Division	135,000	20,591	-	-	-	-	-	-
1272	Ministry of Finance and Treasury	1,665,999	1,596,373	1,941,107	2,884,000	2,591,708	1,958,925	1,608,875	1,500,000
1274	Abu Dhabi ga hunna Dhivehi ra	-	2,429,075	2,681,043	1,355,810	1,058,099	2,918,545	5,061,729	4,649,011
1275	Tax Appeal Tribunal	863,043	1,199,077	1,164,293	1,180,977	1,176,793	1,216,177	1,233,811	1,236,960
1276	Local Government Authority	-	1,064,314	1,182,000	1,225,389	1,426,250	1,408,690	1,525,445	1,788,000
1277	Addu City Council	473,357	564,000	758,540	552,000	490,643	132,000	138,900	150,000
1278	GDh. Atoll Council	340,600	420,350	415,571	420,000	420,000	406,267	336,800	276,000
1279	K. Kaashidhoo Council	103,500	138,000	138,000	137,617	133,000	138,000	115,589	90,000
1280	HA. Utheemu Council	115,767	138,000	138,000	137,233	138,000	138,000	120,400	90,000
1281	HA. Atoll Council	413,700	516,323	515,944	515,677	516,000	512,000	445,250	276,000
1282	HA. Thuraakunu Council	116,150	137,300	130,067	134,214	138,000	138,000	120,400	90,000
1283	HA. Uligamu Council	115,000	138,000	138,000	138,000	138,000	128,000	105,200	90,000
1284	HA. Mulhadhoo Council	115,000	138,000	138,000	134,367	126,333	114,000	105,200	92,000
1285	HA. Hoarafushee Council	155,000	186,000	186,000	185,600	185,533	185,800	168,000	138,000
1286	HA. Ihavandhoo Council	115,000	154,008	138,286	177,633	185,500	186,000	168,398	138,000
1287	HA. Kelaa Council	96,982	139,800	139,750	132,867	138,000	138,000	117,200	90,000
1288	HA. Vashafaru Council	115,000	130,750	138,583	138,000	138,000	118,000	102,400	90,000
1289	HA. Dhidhdhoo Council	162,550	186,000	186,000	186,000	170,000	160,200	153,300	138,000
1290	HA. Filladhoo Council	109,800	138,213	138,600	137,933	137,187	137,933	125,100	90,000
1291	HA. Maarandhoo Council	115,000	138,000	127,400	131,816	138,000	137,533	103,151	90,000
1292	HA. Thakandhoo Council	115,000	139,640	139,750	138,000	138,000	128,000	102,000	90,000
1293	HA. Muraidhoo Council	116,150	138,000	137,320	138,455	110,967	113,600	105,200	90,000
1294	HA. Baarashu Council	115,000	137,000	138,000	138,000	138,000	136,683	107,450	90,000
1295	HDh. Atoll Council	424,267	516,000	514,516	516,000	516,000	424,000	354,400	324,000
1296	HDh. Hanimaadhoo Council	116,150	138,000	138,000	136,083	138,000	134,200	105,000	90,000
1297	HDh. Finey Council	115,000	35,100	137,733	138,000	138,000	138,000	120,400	90,000
1298	HDh. Naivaadhoo Council	80,500	138,000	134,000	124,214	100,000	128,000	93,100	90,000
1299	HDh. Hirimaradhoo Council	116,150	138,000	133,000	137,054	137,834	138,000	120,400	90,000
1300	HDh. Nohivaranfaru Council	115,000	138,000	128,903	125,892	138,000	138,000	122,100	90,000
1301	HDh. Nellaidhoo Council	115,000	132,247	138,000	138,000	129,000	114,000	105,200	90,000
1302	HDh. Nohivaramu Council	115,000	138,000	133,008	136,714	137,645	137,855	109,479	90,000
1303	HDh. Kurinbee Council	115,000	138,000	138,000	139,150	138,000	138,000	106,500	90,000
1304	HDh. Kulhudhuffushee Council	139,500	186,000	186,000	186,000	186,000	186,000	169,176	-
1305	HDh. Kumundhoo Council	113,867	131,891	138,500	138,000	138,000	137,819	120,400	90,000

BA	Office	2011	2012	2013	2014	2015	2016	2017R	2018A
1306	HDh. Neykurendhoo Council	115,000	138,000	135,000	133,928	138,000	137,933	117,198	90,000
1307	HDh. Vaikarandhoo Council	115,000	138,000	137,887	138,000	138,000	138,000	120,400	90,000
1308	HDh. Makunudhoo Council	115,000	138,000	138,000	138,803	138,000	138,000	107,975	90,000
1309	Sh. Atoll Council	329,750	419,742	404,000	404,937	420,000	420,000	346,600	420,000
1310	Sh. Kanditheemu Council	116,232	138,000	138,000	138,107	129,067	138,000	124,500	90,000
1311	Sh. Noomaraa Council	103,500	136,500	138,000	137,721	138,000	132,033	120,300	90,000
1312	Sh. Goidhoo Council	115,000	138,000	138,000	138,054	134,467	114,000	92,900	90,000
1313	Sh. Feydhoo Council	115,000	138,000	138,000	137,567	137,633	135,967	120,495	90,000
1314	Sh. Feevaku Council	116,232	138,000	137,394	138,000	138,000	138,000	120,400	98,000
1315	Sh. Bileiyfahee Council	116,150	138,000	69,000	138,000	138,000	138,000	120,850	90,000
1316	Sh. Foakaidhoo Council	116,150	138,000	138,000	137,957	138,000	136,867	111,300	90,000
1317	Sh. Narudhoo Council	115,000	138,000	138,000	136,867	138,000	138,000	115,600	90,000
1318	Sh. Maroshee Council	116,232	138,000	138,000	137,050	138,000	138,000	120,680	72,000
1319	Sh. Lhaimagu Council	116,232	138,000	138,000	138,000	138,000	127,258	105,200	90,000
1320	Sh. Komandoo Council	103,500	130,000	114,000	133,667	138,000	132,600	120,400	90,000
1321	Sh. Maaungoodhoo Council	115,177	138,000	138,000	136,417	126,000	134,000	80,750	-
1322	Sh. Funadhoo Council	115,767	138,000	138,000	138,400	132,000	114,000	105,300	90,000
1323	Sh. Milandhoo Council	116,232	138,000	138,000	138,054	127,597	136,371	85,761	90,000
1324	N. Atoll Council	245,893	324,000	324,000	307,863	324,000	322,548	258,400	228,000
1325	N. Henbadhoo Council	115,000	138,000	138,000	137,333	115,000	114,000	105,650	90,000
1326	N. Kendhikulhudhoo Council	115,000	138,607	128,412	132,232	138,000	138,000	117,300	90,000
1327	N. Maalhendhoo Council	115,000	139,800	139,800	138,000	138,000	138,000	103,150	90,000
1328	N. Kudafaree Council	103,500	138,000	137,000	138,000	138,000	124,000	102,700	90,000
1329	N. Landhoo Council	115,000	133,000	136,613	137,233	138,000	138,000	120,400	7,500
1330	N. Maafaru Council	115,000	129,968	137,500	135,383	138,000	136,083	128,200	90,000
1331	N. Lhohee Council	115,317	138,000	126,000	134,000	138,000	136,733	119,250	90,000
1332	N. Miladhoo Council	115,000	130,000	149,508	195,614	122,455	138,000	95,202	90,000
1333	N. Magoodhoo Council	115,000	138,000	138,000	138,000	137,567	132,000	73,956	90,000
1334	N. Manadhoo Council	115,000	138,000	128,667	135,232	138,000	138,000	123,600	90,000
1335	N. Holhudhoo Council	115,000	138,000	138,000	137,800	134,032	138,000	120,400	90,000
1336	N. Fodhdhoo Council	116,232	138,000	138,000	138,000	138,000	138,000	97,662	90,000
1337	N. Velidhoo Council	103,857	149,500	138,000	129,267	137,733	138,000	116,475	90,000
1338	R. Atoll Council	425,967	507,859	516,000	516,000	516,000	516,000	415,600	276,000
1339	R. Alifushee Council	92,000	139,500	139,800	139,150	133,067	138,000	120,600	90,000
1340	R. Vaadhoo Council	115,000	138,000	138,000	138,000	138,000	138,000	120,500	90,000
1341	R. Rasgetheemu Council	116,150	138,000	138,000	138,000	138,000	138,000	120,200	90,000
1342	R. Angolhitheemu Council	116,150	138,000	138,000	138,000	131,985	138,000	90,145	92,500
1343	R. Hulhudhuffaar Council	115,000	138,000	138,000	137,893	138,000	138,000	109,496	90,000
1344	R. Ungoofaar Council	123,050	151,800	151,800	128,700	136,492	125,400	115,088	72,000
1345	R. Dhuvaafaru Council	139,500	186,000	186,000	186,000	186,000	186,000	168,400	138,000
1346	R. Maakurathu Council	116,232	138,000	138,000	138,000	138,000	138,000	120,400	90,000
1347	R. Rasmaadhoo Council	115,000	139,200	140,400	138,000	138,000	138,000	120,400	90,000
1348	R. Innamaadhoo Council	115,000	133,614	138,000	136,500	138,000	138,000	120,400	90,000
1349	R. Maduhvaree Council	127,000	139,800	138,900	138,000	137,667	138,000	104,900	90,000
1350	R. Inguraidhoo Council	116,146	137,700	136,500	138,000	138,000	138,000	120,400	90,000
1351	R. Meedhoo Council	115,000	141,325	139,800	137,482	138,000	138,000	118,525	90,000
1352	R. Fainu Council	115,000	139,800	140,042	135,383	137,933	138,000	120,600	90,000
1353	R. Kinolhahu Council	115,000	138,000	138,000	138,000	138,000	138,000	120,400	90,000
1354	B. Atoll Council	272,700	324,000	321,950	312,643	324,000	324,000	271,200	180,000
1355	B. Kudarikilu Council	115,000	137,867	137,663	136,933	138,000	138,000	120,400	90,000

BA	Office	2011	2012	2013	2014	2015	2016	2017R	2018A
1356	B. Kamadhoo Council	114,733	138,000	156,500	137,867	138,300	120,267	71,200	90,000
1357	B. Kendhoo Council	115,000	138,000	138,000	138,000	138,000	133,933	105,000	90,000
1358	B. Kihadhoo Council	115,000	138,000	138,000	137,995	138,000	138,000	120,400	90,000
1359	B. Dhonfanu Council	115,000	138,000	138,000	131,500	136,000	138,000	115,175	90,000
1360	B. Dharavandhoo Council	116,150	138,000	138,000	136,902	138,000	138,000	120,101	90,000
1361	B. Maalhohu Council	115,000	138,000	138,000	137,567	138,000	138,000	120,300	90,000
1362	B. Eydhafushee Council	115,767	138,000	138,000	177,273	182,965	154,954	149,678	138,000
1363	B. Thulhaadhoo Council	103,133	138,000	138,000	138,000	119,983	138,000	109,300	90,000
1364	B. Hithaadhoo Council	115,000	126,500	138,000	134,481	138,000	138,000	120,400	90,000
1365	B. Fulhadhoo Council	115,000	138,000	138,000	137,233	137,783	121,267	105,050	90,000
1366	B. Fehendhoo Council	116,150	138,000	138,000	138,000	138,000	138,000	120,400	90,000
1367	B. Goidhoo Council	115,000	138,000	138,000	137,946	138,000	138,000	120,299	90,000
1368	Lh. Atoll Council	302,786	324,000	324,000	324,000	324,000	324,000	271,200	180,000
1369	Lh. Hinnavaru Council	155,000	186,300	186,000	186,000	186,000	186,000	163,700	186,000
1370	Lh. Naifaru Council	155,000	186,000	181,290	185,054	186,000	185,793	168,800	138,000
1371	Lh. Kurendhoo Council	115,000	138,000	138,000	137,150	138,000	138,000	120,200	90,000
1372	Lh. Olhuvelifushee Council	115,000	138,000	136,800	138,000	138,000	138,000	91,525	98,000
1373	K. Atoll Council	270,000	324,000	324,000	324,000	324,000	324,000	245,000	180,000
1374	K. Gaafaru Council	34,500	138,000	137,951	138,000	138,000	138,000	104,461	90,000
1375	K. Dhiffushee Council	115,000	138,000	138,000	138,001	138,000	138,000	110,335	90,000
1376	K. Thulusdhoo Council	115,000	138,000	138,000	137,316	138,000	131,350	105,200	90,000
1377	K. Huraa Council	92,000	138,000	140,000	138,000	138,000	138,000	120,200	90,000
1378	K. Himmafushee Council	115,000	138,000	138,000	137,986	138,000	138,000	120,400	90,000
1379	K. Gulhee Council	115,000	126,500	138,000	135,783	138,000	114,000	104,250	94,000
1380	K. Maafushee Council	113,191	137,693	137,333	137,967	130,634	138,000	97,600	90,000
1381	K. Guraidhoo Council	114,767	137,467	138,000	135,200	137,900	138,000	120,400	90,000
1382	AA. Atoll Council	269,419	326,000	324,000	319,500	315,000	292,000	235,500	324,000
1383	AA. Thoddoo Council	115,000	138,000	138,000	137,233	138,000	138,000	120,400	90,000
1384	AA. Rasdhoo Council	121,500	138,000	139,900	139,150	138,000	138,000	116,975	90,000
1385	AA. Ukulhahu Council	115,000	138,000	138,000	138,000	138,000	138,000	120,400	90,000
1386	AA. Mathiveree Council	119,233	132,768	138,158	138,309	137,800	138,000	120,400	90,000
1387	AA. Bodufolhudhoo Council	115,000	139,500	136,100	144,000	138,000	138,000	119,650	138,000
1388	AA. Feridhoo Council	115,000	138,000	138,000	139,150	137,683	137,933	120,300	90,000
1389	AA. Maalhohu Council	115,000	137,983	138,000	139,150	138,000	138,000	120,400	90,000
1390	AA. Himandhoo Council	111,133	139,800	139,700	137,233	138,000	137,333	120,300	90,000
1391	ADh. Atoll Council	270,000	325,626	326,191	315,060	316,450	320,000	240,800	180,000
1392	ADh. Hanyaameedhoo Council	115,000	131,967	137,867	137,786	135,550	137,417	116,050	90,000
1393	ADh. Omadhoo Council	80,733	135,500	132,000	130,800	137,500	138,000	120,975	90,000
1394	ADh. Kunburudhoo Council	115,000	138,000	138,000	138,000	137,783	138,000	107,800	90,000
1395	ADh. Mahibadhoo Council	115,000	138,900	138,406	138,804	137,679	132,000	105,200	90,000
1396	ADh. Mandhoo Council	80,500	138,000	138,000	138,307	138,000	126,500	120,400	138,000
1397	ADh. Dhangethee Council	91,283	132,000	144,217	134,842	138,000	138,000	120,400	90,000
1398	ADh. Dhigurashu Council	115,000	138,000	138,000	138,000	137,600	137,800	120,391	90,000
1399	ADh. Dhidhdhoo Council	115,000	134,600	138,000	138,817	138,000	138,000	119,574	90,000
1400	ADh. Fenfushee Council	115,000	138,000	138,000	137,932	138,000	138,000	120,400	90,000
1401	ADh. Maamigilee Council	114,999	138,000	138,000	135,399	137,267	137,133	117,850	90,000
1402	V. Atoll Council	272,893	324,000	324,000	324,000	324,000	324,000	271,200	90,000
1403	V. Fulidhoo Council	116,150	134,239	141,250	134,132	138,000	136,972	119,950	90,000
1404	V. Thinadhoo Council	115,000	138,000	138,000	135,583	130,500	135,487	105,900	90,000
1405	V. Felidhoo Council	115,000	138,300	127,600	135,232	129,097	129,767	103,898	90,000

BA	Office	2011	2012	2013	2014	2015	2016	2017R	2018A
1406	V. Keyodhoo Council	115,000	133,484	138,000	135,321	138,000	112,271	105,200	138,000
1407	V. Rakeedhoo Council	114,417	126,500	137,339	137,371	134,133	134,000	105,250	90,000
1408	M. Atoll Council	270,000	316,000	324,000	322,867	306,267	324,000	245,900	324,000
1409	M. Raiymandhoo Council	115,050	129,700	138,000	137,233	138,000	130,000	105,200	90,000
1410	M. Veyvashu Council	113,800	137,734	138,000	138,000	138,000	138,000	120,400	90,000
1411	M. Mulaku Council	115,000	139,780	139,780	139,196	138,000	138,000	120,400	90,000
1412	M. Mulee Council	115,000	137,084	138,082	138,000	138,000	134,000	105,200	90,000
1413	M. Naalaafushee Council	115,000	138,000	138,000	138,817	138,000	105,700	99,700	90,000
1414	M. Kolhufushee Council	115,000	138,000	130,200	130,050	138,000	115,833	87,375	98,000
1415	M. Dhiggaru Council	115,000	138,000	138,000	138,400	138,000	134,333	105,200	90,000
1416	M. Maduvvaree Council	115,000	139,800	139,800	130,017	137,632	133,217	109,550	90,000
1417	F. Atoll Council	253,177	323,936	324,000	317,440	324,000	324,000	264,000	180,000
1418	F. Feealee Council	115,000	138,000	138,000	136,467	134,094	114,000	125,825	90,000
1419	F. Bileiydhoo Council	115,000	142,590	138,000	138,000	138,000	138,000	98,350	90,000
1420	F. Magoodhoo Council	116,232	138,000	138,000	137,933	136,514	134,988	120,400	90,000
1421	F. Dharanboodhoo Council	115,000	137,783	128,903	134,214	138,000	137,867	120,400	90,000
1422	F. Nilandhoo Council	115,000	138,000	138,000	134,286	137,935	137,362	111,476	90,000
1423	Dh. Atoll Council	272,700	318,600	315,200	324,000	311,467	296,000	240,400	180,000
1424	Dh. Meedhoo Council	115,000	139,800	139,800	133,196	135,333	137,233	96,875	90,000
1425	Dh. Bandidhoo Council	115,000	138,000	138,000	138,000	138,000	138,000	119,950	90,000
1426	Dh. Rinbudhoo Council	115,000	138,000	137,083	135,435	138,000	117,333	105,200	90,000
1427	Dh. Hulhudhelee Council	116,231	138,300	138,000	136,633	134,967	137,000	120,225	90,000
1428	Dh. Vaanee Council	115,267	138,000	120,333	-	-	-	-	-
1429	Dh. Maaenboodoo Council	113,617	137,100	138,000	138,000	138,000	134,700	120,400	90,000
1430	Dh. Kudahuvadhoo Council	103,500	138,000	136,800	144,043	138,000	138,000	134,800	138,000
1431	Th. Atoll Council	272,893	324,000	252,667	311,180	320,641	356,862	248,619	228,000
1432	Th. Burunee Council	115,000	138,000	138,000	137,234	138,000	138,000	137,850	90,000
1433	Th. Vilufushee Council	103,500	138,000	138,000	136,894	133,774	133,267	110,194	90,000
1434	Th. Madifushee Council	116,232	138,000	138,000	134,054	122,714	115,700	89,525	90,000
1435	Th. Dhiyamigilee Council	115,000	139,200	139,200	138,000	138,000	138,000	124,600	90,000
1436	Th. Guraidhoo Council	115,411	138,158	137,517	138,000	129,230	133,033	101,585	98,000
1437	Th. Kandoodhoo Council	115,000	139,200	139,200	138,000	138,000	118,931	105,275	90,000
1438	Th. Vandhoo Council	113,019	138,000	138,000	138,000	138,000	131,633	110,175	90,000
1439	Th. Hirilandhoo Council	115,000	138,000	138,000	138,767	138,000	138,000	120,400	90,000
1440	Th. Gaadhiffushee Council	115,000	134,400	138,000	138,000	138,000	138,000	120,000	90,000
1441	Th. Thimarafushee Council	115,000	138,000	138,000	137,233	138,000	138,000	126,725	98,000
1442	Th. Veymandoo Council	116,232	138,000	124,645	131,982	138,000	138,000	106,650	90,000
1443	Th. Kinbidhoo Council	116,232	138,000	138,000	137,617	138,000	138,000	111,300	90,000
1444	Th. Omadhoo Council	115,000	135,755	132,213	133,177	133,369	114,000	103,950	90,000
1445	L. Atoll Council	350,000	418,452	420,000	417,500	408,000	376,000	317,500	228,000
1446	L. Isdhoo Council	117,464	138,000	138,000	137,918	138,000	138,000	118,875	90,000
1447	L. Dhanbidhoo Council	105,726	137,274	138,000	134,642	137,667	138,000	110,600	90,000
1448	L. Maabaidhoo Council	116,232	130,267	138,000	138,000	138,000	138,000	120,600	90,000
1449	L. Mundoo Council	132,232	148,500	138,000	138,000	138,000	134,000	120,675	90,000
1450	L. Gamu Council	157,050	188,400	169,000	184,883	185,800	186,000	153,425	138,000
1451	L. Maavashu Council	110,150	138,000	138,000	138,000	137,867	138,000	117,200	90,000
1452	L. Fonadhoo Council	114,767	137,633	137,500	139,150	138,000	138,000	120,000	90,000
1453	L. Gaadhoo Council	119,500	138,000	138,000	137,887	128,000	85,500	-	-
1454	L. Maamendhoo Council	115,000	138,000	138,484	136,786	138,000	138,000	120,600	90,000
1455	L. Hitthadhoo Council	115,000	138,000	138,000	138,000	138,000	138,000	120,400	90,000

BA	Office	2011	2012	2013	2014	2015	2016	2017R	2018A
1456	L. Kunahandhoo Council	115,000	138,000	138,000	138,000	138,000	138,000	120,600	90,000
1457	GA. Atoll Council	270,000	324,000	324,000	324,000	324,000	324,000	270,800	180,000
1458	GA. Kolamaafushee Council	112,767	138,000	138,000	137,517	138,000	136,000	117,000	90,000
1459	GA. Vilingilee Council	142,500	186,000	186,000	186,000	186,000	185,867	168,600	138,000
1460	GA. Maamendhoo Council	115,000	138,000	138,000	137,650	138,000	123,933	105,000	90,000
1461	GA. Nilandhoo Council	115,450	138,000	138,000	138,000	138,000	138,000	105,850	90,000
1462	GA. Dhaandhoo Council	116,150	149,081	137,767	137,233	138,000	126,783	105,200	90,000
1463	GA. Dhevadhoo Council	115,000	138,000	138,000	138,000	138,000	130,000	95,025	90,000
1464	GA. Kondey Council	115,000	123,500	138,000	56,000	136,000	138,000	105,150	90,000
1465	GA. Gemanafushee Council	115,000	138,000	138,000	134,214	138,000	138,000	120,400	90,000
1466	GA. Kanduhulhuhdoo Council	114,167	131,017	137,867	138,883	134,566	132,817	94,825	90,000
1467	GDh. Madavelee Council	116,150	138,000	132,000	133,933	137,400	137,907	119,417	90,000
1468	GDh. Hoadedhdhoo Council	116,232	137,581	137,903	135,714	135,267	138,000	114,400	75,000
1469	GDh. Nadalla Council	116,232	138,000	138,000	138,000	138,000	132,968	104,925	90,000
1470	GDh. Gadhdhoo Council	116,232	138,000	138,000	139,150	138,000	138,000	138,000	138,000
1471	GDh. Rathafandhoo Council	116,232	138,000	138,000	131,283	137,533	138,000	116,100	90,000
1472	GDh. Vaadhoo Council	115,000	138,000	136,000	134,000	129,983	138,000	120,400	90,000
1473	GDh. Fiyoaree Council	116,150	138,000	138,000	136,517	138,000	137,200	117,200	90,000
1474	GDh. Faresmaathodaa Council	115,000	138,000	138,000	138,000	138,000	138,000	116,025	90,000
1475	GDh. Thinadhoo Council	171,577	186,300	180,000	178,000	186,000	186,000	174,000	138,000
1476	Gn. Atoll Council	387,921	324,000	324,000	324,000	324,000	324,000	662,187	78,000
1477	Male' City Council	848,597	1,600,265	1,494,919	1,061,367	964,450	402,000	408,300	438,000
1478	Maldives Broadcasting Commiss	1,221,100	1,891,000	1,975,900	2,012,200	2,010,800	1,994,767	2,021,710	2,100,000
1479	Fuvahmulak Gaumee Idhaaraa	295,000	56,000	-	-	-	-	-	-
1480	Fuvahmulak Rashu Council	480,000	300,000	-	-	-	-	-	-
1482	Technical and Vocational Educc	-	-	-	-	12,500	152,700	150,000	150,000
1485	Maldives Broadcasting Corporat	-	76,000	58,000	48,000	381,691	-	-	-
1486	Drug Court	-	525,000	900,000	900,000	2,015,680	2,012,940	1,980,270	2,196,000
1487	Ministry of Gender, Family and H	-	574,324	1,164,484	-	-	-	-	-
1488	Maadhadu Council Fuvammula	-	52,500	90,000	90,000	90,000	90,000	-	-
1489	Dhadimagu Council Fuvammula	-	52,500	90,000	89,804	90,000	90,000	-	-
1490	Dhiguvaaadu Council Fuvammul	-	52,500	90,000	90,000	90,000	90,000	-	-
1491	Hoadhadu Council Fuvammula	-	52,500	90,000	91,000	90,000	90,000	-	-
1492	Miskiiymagu Council Fuvammulc	-	52,500	90,000	89,500	90,000	90,000	-	-
1493	Funaadu Council Fuvammulah	-	52,500	90,000	90,000	90,000	90,000	-	-
1494	Maalegan Council Fuvammulah	-	52,500	90,000	90,536	90,000	90,000	-	-
1495	Dhoodigan Council Fuvammula	-	52,500	90,000	89,867	89,400	84,000	-	-
1497	K. Atoll Health Services	-	131,076	593,182	718,541	839,094	1,647,617	3,450	3,450
1498	Aviation Security Command	-	-	-	-	-	-	66,250	150,000
1505	Family Protection Authority	-	-	321,548	386,806	451,485	664,000	722,500	744,000
1506	National Archives	-	-	176,403	137,500	201,000	264,000	264,000	264,000
1507	Maldives Blood Services	-	-	4,726	143	32,433	-	-	-
1508	L. Kalaidhoo Council	-	-	-	116,150	136,133	138,000	125,250	90,000
1509	Customs Integrity Commission	-	-	-	723,871	509,200	-	-	-
1510	Ministry Of Law & Gender	-	-	-	613,358	1,439,733	1,603,867	2,045,325	2,088,000
1512	Information Commisioners Office	-	-	-	80,000	180,000	180,000	180,000	180,000
1514	Rehendhi School	-	-	-	-	24,327	-	-	-
1515	National Integrity Commission	-	-	-	-	310,667	1,917,333	1,837,400	1,872,000
1517	Special Economic Zones Maldiv	-	-	-	-	-	-	-	240,000
1519	German Vilaathu ga hunna Dhi	-	-	-	-	-	2,593,939	7,735,422	5,121,541
		178,809,204	209,435,830	228,447,489	308,231,163	412,442,984	400,654,492	428,685,922	418,847,901

הגורמים שיש להם חובות למעלה ודרכי רישום המעורבים נמצאים בבעלותם, מייצגים
סכומים נמוכים מאוד וצפויים להיות דורגים בבעלותם ובמסגרתם והגורמים הנזכרים
נמצאים בבעלותם והגורמים הנזכרים, כפי הנראה (3 סוכנות נוספות כפי הנראה) נמצאים
בבעלותם וצפויים להיות דורגים בבעלותם ודרכי רישום המעורבים נמצאים בבעלותם
וכיוצא בזה, והגורמים הנזכרים, כפי הנראה, נמצאים בבעלותם וצפויים להיות דורגים
בבעלותם ודרכי רישום המעורבים נמצאים בבעלותם.

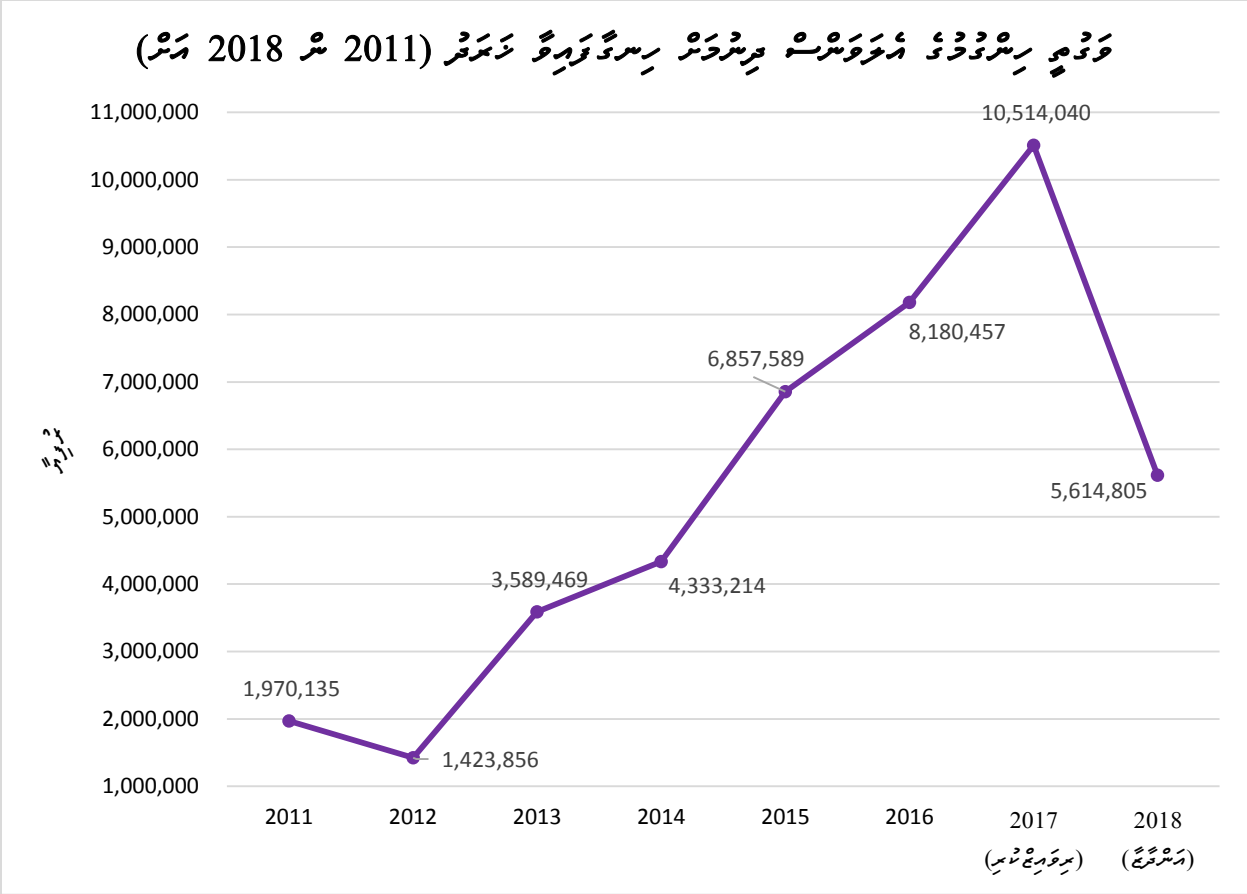
- דרכים נוספות הן דרכים בבעלותם של רשות המבחין והן דרכים דורגים הן
בבעלותם של גורמים אחרים.
- דרכים נוספות הן דרכים בבעלותם של גורמים אחרים והן דרכים דורגים
בבעלותם של גורמים אחרים.
- זמנים נוספים נמצאים בבעלותם של גורמים אחרים ודרכים נוספות
בבעלותם של גורמים אחרים.

האחוזים הנזכרים הם דרכים נוספות שיש להם חובות למעלה ודרכי רישום המעורבים
הנזכרים הם דרכים נוספות שיש להם חובות למעלה ודרכי רישום המעורבים.

3. דרכים נוספות שיש להם חובות למעלה ודרכי רישום המעורבים

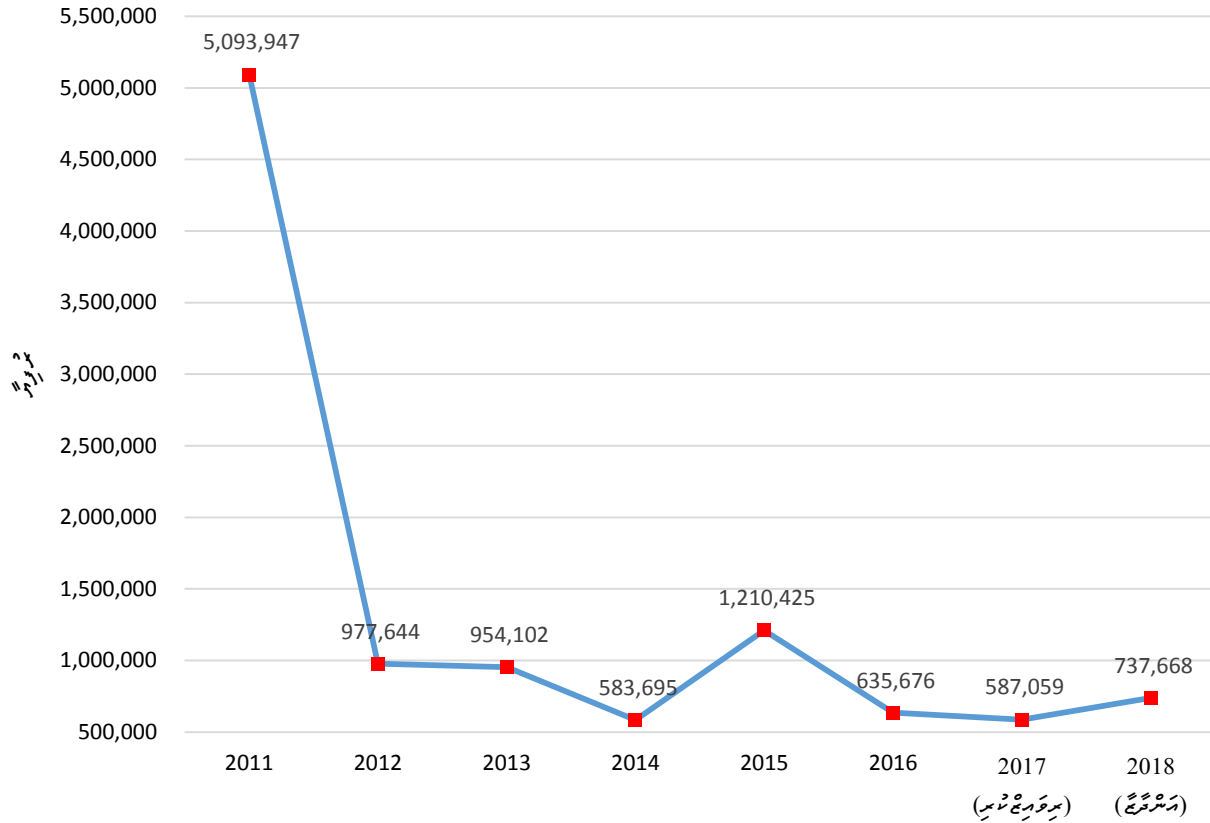
דרכים נוספות הן דרכים נוספות שיש להם חובות למעלה ודרכי רישום המעורבים
הנזכרים הם דרכים נוספות שיש להם חובות למעלה ודרכי רישום המעורבים.

מייצגים חובות של 1 זר האוסף 2011 של דרכים נוספות "דרכים נוספות" (החלף ל-212019) בבעלותם
בבעלותם של גורמים אחרים. כפי הנראה, דרכים נוספות שיש להם חובות למעלה ודרכי רישום המעורבים
הנזכרים הם דרכים נוספות שיש להם חובות למעלה ודרכי רישום המעורבים.



میں ڈیوونرسو پریڈکٹو ریسرچی توہو نیکتر 2011 مے "پریڈکٹو ریسرچی ڈی ڈیوونرسو" (2028 مے) پریڈکٹو ریسرچی ڈی ڈیوونرسو پریڈکٹو ریسرچی توہو نیکتر کے ذریعے فراہم کیا گیا۔ پریڈکٹو ریسرچی ڈی ڈیوونرسو پریڈکٹو ریسرچی توہو نیکتر کے ذریعے فراہم کیا گیا۔

پیدوارگی و تعمیراتی اخراجات کے مجموعے (2011 سے 2018 تک)



دیکھیں کہ 2012 سے 2019 تک (تعمیراتی اخراجات) میں کیا تبدیلیاں آئی ہیں۔ 2012 میں تعمیراتی اخراجات 5,093,947 روپے تھے، جو 2013 میں 977,644 روپے، 2014 میں 954,102 روپے، 2015 میں 1,210,425 روپے، 2016 میں 635,676 روپے، 2017 میں 587,059 روپے اور 2018 میں 737,668 روپے ہو گیا۔

2011 سے 2018 تک "کوئی بے روزگاری اور کوئی غربت" پروگرام کے تحت فنڈنگ کی تفصیلات

1	BA	Office	2011	2012	2013	2014	2015	2016	2017R	2018A
2	1002	Upper South Province Schools Budget	64,752	46,880	-	-	-	-	-	-
3	1048	Hadhdhunmathee Atoll Office	2,880	-	-	-	-	-	-	-
4	1065	Majeediyya School	-	-	-	9,160	-	-	-	-
5	1069	Centre for Higher Secondary Education	1,080	840	1,280	1,200	760	2,520	2,820	2,400
6	1075	Muh'uyiddin School	1,600	1,040	-	-	-	-	-	-
7	1078	Thauleemaa Masakkaiy ugannaidhey Kudakudhinge Marukazu	-	-	14,400	14,400	14,400	14,400	12,600	14,400
8	1079	HA. Atholhu Tha'uleemee Marukazu	-	3,080	4,240	5,040	1,600	4,800	3,300	4,800
9	1080	HD. Atholhu Tha'uleemee Marukazu	480	5,280	3,080	5,520	13,320	8,400	13,140	14,400
10	1082	N. Atholhu Tha'uleemee Marukazu	2,920	-	-	5,600	6,640	960	300	-
11	1083	R. Atholhu Tha'uleemee Marukazu	1,240	960	800	720	5,440	2,560	4,560	14,400
12	1085	Lh. Atholhu Tha'uleemee Marukazu	5,720	6,780	23,910	3,000	-	-	-	14,400
13	1086	ADh. Atholhu Tha'uleemee Marukazu	2,031	8,010	3,462	7,120	-	2,360	2,040	6,000
14	1087	F. Atholhu Tha'uleemee Marukazu	2,850	3,578	3,762	880	-	7,360	2,880	7,440
15	1088	Dh. Atholhu Tha'uleemee Marukazu	2,880	4,612	5,618	300	-	-	15,840	9,000
16	1089	Th. Atholhu Tha'uleemee Marukazu	-	1,200	-	-	7,024	14,450	885	100,800
17	1090	L. Atholhu Tha'uleemee Marukazu	-	64	180	-	13,200	14,400	14,400	14,400
18	1091	GA. Atholhu Tha'uleemee Marukazu	-	2,880	-	13,200	14,400	14,400	14,820	14,400
19	1092	GDh. Atholhu Tha'uleemee Marukazu	2,310	7,820	1,980	2,185	-	3,680	-	14,400
20	1093	Gn. Atholhu Tha'uleemee Marukazu	760	1,560	2,000	680	8,200	2,480	-	12,000
21	1095	Ha. Atholhu Madharusa / Ha.Hoararfushi	2,316	-	1,176	920	3,560	200	-	3,500
22	1096	Ha. Ihawandhoo School	1,294	2,770	2,666	3,200	3,760	3,840	1,260	15,000
23	1097	Madhrasathul Sheikh Ibrahim / Ha.Kelaa	4,800	3,360	1,760	4,160	640	4,080	2,460	3,600
24	1098	Afeefudheen School/H. Dh. Kulhudhuffushi	4,080	276	-	-	-	6,760	780	3,600
25	1099	Hdh. Nalhiyaram School	960	4,994	2,116	-	-	1,260	2,160	4,800
26	1100	Jalaaludhdheen School	-	6,322	15,120	6,000	3,040	1,360	15,060	14,400
27	1101	Sh. Atholhu Madharusa / Sh.Kanditheemu	3,680	3,098	1,638	-	-	240	240	3,600
28	1102	Sh. Funadhoo School	2,800	5,880	3,310	1,920	2,900	2,480	120	14,400
29	1103	Sh.Milandhoo School	-	3,600	-	-	-	-	8,880	9,600
30	1104	N. Kendhikulhudhoo School	3,080	3,272	3,888	3,800	960	1,720	4,200	7,000
31	1105	Meynaa School / N. Hoihudhoo	6,880	5,120	4,914	4,960	4,760	3,480	3,780	4,000
32	1107	R. Alifushi School	1,998	2,236	3,896	6,867	840	1,880	-	-
33	1108	R. Madu'vari School	1,680	6,706	2,566	-	-	1,480	-	4,800
34	1109	R. Hulhudhuffaar School	2,064	1,148	4,536	5,120	2,920	-	5,400	9,600
35	1110	B. Thulhaadhoo School	3,200	5,680	7,364	5,960	1,200	2,840	4,380	6,000
36	1111	Lh.Atholhu Madharusa	1,640	3,280	80	4,720	-	-	-	4,800
37	1112	Lh. Naifaru Madharasathul Ifthithaah	3,280	1,136	1,360	2,400	1,200	10,800	24,120	2,400
38	1113	K. Atholhu Madharusa / K.Kaashidhoo	1,360	2,640	14,754	2,160	2,640	1,000	-	1,200
39	1114	Adh. Atholhu Madharusa / Adh.Maamigili	1,720	6,864	2,618	5,220	-	800	-	10,000
40	1115	Madhrasathul Hamadhu Bin Khaleefaa Al-Saany (Qathar Ameer	1,200	1,440	210	1,720	-	920	2,700	-
41	1116	L. Maavashu School	1,720	-	1,433	-	1,200	-	11,400	3,600
42	1117	Abubakuru School / G.D Thinadhoo	2,800	11,846	2,786	4,400	-	13,200	3,600	72,000
43	1118	Hafiz Ahmed School / Gn. Fuvahmulaku	1,640	1,532	1,572	1,840	10,360	-	-	2,400
44	1119	Madharusathul Sheikh Mohamed Jamaaluddin / Gn.Fuvahmulc	-	7,040	-	-	1,920	1,640	2,100	24,000
45	1120	S. Hithadhoo School	-	4,800	8,400	5,120	3,800	-	-	3,000
46	1121	Muhibbudhdheen School	-	7,500	-	-	-	-	-	12,000
47	1122	S. Feydhoo School	840	228	120	2,400	400	1,400	-	9,600

1	BA	Office	2011	2012	2013	2014	2015	2016	2017R	2018A
47	1122	S. Feydhoo School	840	228	120	2,400	400	1,400	-	9,600
48	1123	Addu High School	-	-	-	-	1,277	-	420	14,400
49	1124	Upper North Province Schools Budget	31,766	62,816	-	-	-	-	-	-
50	1125	North Province Schools Budget	95,153	114,305	-	-	-	-	-	-
51	1126	North Central Province Schools Budget	48,071	70,723	-	-	-	-	-	-
52	1128	South Province Schools Budgets	18,770	55,552	-	-	-	-	-	-
53	1129	Department of Higher Education	-	-	-	-	-	6,440	-	-
54	1130	Maldives National University	-	360	-	-	-	5,250	420	-
55	1131	Faculty of Education	14,596	15,792	14,840	1,000	8,320	1,120	4,020	1,200
56	1132	Faculty of Health Sciences	48,105	1,285	-	1,000	520	1,320	2,220	1,200
57	1133	Faculty of Management and Computing	3,710	2,400	-	920	2,040	1,240	540	600
58	1134	Faculty of Engineering Technology	29,291	19,940	14,400	1,760	7,920	760	1,440	1,200
59	1135	Faculty of Hospitality and tourism Studies	37,600	5,880	2,040	373	1,165	1,760	-	1,200
60	1136	Centre for Maritime Studies	-	2,200	-	432	1,160	-	300	2,400
61	1137	Centre for Open Learning	9,102	7,280	15,360	15,440	1,000	1,840	780	1,200
62	1138	Faculty of Sharee'a and Law	90,681	6,679	-	600	1,320	800	1,260	-
63	1139	Atholhu thakugai hingaa campus thakuge Kharadh	7,200	-	-	-	-	-	2,520	1,200
64	1140	Faculty of Arts	2,311	640	360	-	480	920	480	1,200
65	1147	Ministry of Foreign Affairs	503	-	-	-	1,320	2,200	10,500	-
66	1151	Ingireysi Vilaathu ga hunna Dhivehi raajeyge High Commission.	-	-	-	-	2,381	-	-	-
67	1157	China ga hunna Dhivehi raajeyge Embassy	-	-	-	-	4,065	-	-	-
68	1159	Geneva ga Hunna Dhivehi Raajeyge Permanent Mission	-	-	-	-	12,429	-	-	-
69	1160	Pakistan ga Hunna Dhivehi Raajeyge Embassy	-	-	-	-	8,520	-	-	-
70	1161	European Community ah hunna Dhivehi raajeyge Mission	-	-	-	-	7,028	-	-	-
71	1163	Ministry of Health and Family	123,466	67,184	22,896	3,600	-	-	-	-
72	1164	Center for Community Health and Disease Control	-	13,200	15,600	14,440	14,400	14,400	14,400	14,400
73	1167	HD. Atoll Health Service	45,407	43,800	226,866	190,950	191,360	174,720	168,480	168,480
74	1168	R. Atoll Health Service	34,969	36,207	189,345	175,332	163,042	179,650	180,467	180,467
75	1169	S. Regional Hospital	-	13,133	25,692	30,549	57,360	52,630	53,100	53,100
76	1170	M. Atoll Health Service	108,348	4,733	107,791	115,889	102,675	98,680	191,790	191,790
77	1171	GDH. Atoll Health Service	20,775	6,735	115,261	69,690	27,966	9,640	38,700	38,700
78	1172	L. Regional Hospital	-	6,065	148,527	146,783	160,363	132,200	252,903	281,808
79	1173	HA. Atoll Health Service	42,136	15,532	195,409	181,960	193,240	201,800	198,300	198,300
80	1174	SH. Atoll Health Service	43,200	16,000	173,991	177,090	201,454	199,921	206,640	206,640
81	1175	N. Atoll Health Service	31,974	-	158,207	191,953	195,565	178,472	178,737	178,737
82	1176	B. Atoll Health Service	28,470	9,924	148,259	167,948	157,640	170,190	174,060	174,060
83	1177	LH. Atoll Health Service	9,600	7,900	50,949	57,520	57,600	66,640	65,865	65,865
84	1178	AA. Atoll Health Service	105,919	6,550	97,305	100,308	112,320	139,702	117,360	117,360
85	1179	ADH. Atoll Health Service	117,179	10,350	130,764	120,341	82,818	137,287	142,208	142,208
86	1180	V. Atoll Health Service	47,480	6,000	57,976	54,120	71,920	61,920	81,180	81,180
87	1181	F. Atoll Health Service	78,027	5,024	55,742	59,381	54,813	62,621	75,480	75,480
88	1182	DH. Atoll Health Service	101,236	8,000	86,692	86,160	78,000	84,720	88,140	88,140
89	1183	TH. Atoll Health Service	41,934	13,217	194,936	186,208	178,410	187,620	180,900	180,900
90	1184	GA. Atoll Health Service	18,000	10,000	105,886	103,700	99,428	121,405	124,320	124,320
91	1185	Gn. Atoll Hospital	-	4,394	35,518	22,710	16,350	18,950	-	-
92	1192	Department of Drug Prevention and Rehabilitation Services	15,144	27,720	21,974	15,600	5,360	1,960	7,380	19,200

1	BA	Office	2011	2012	2013	2014	2015	2016	2017R	2018A
93	1194	Khaassa Eeeah Beynunvaa Meehun thibey Marukaz	3,987	7,827	10,314	12,160	1,520	9,040	11,640	11,640
94	1196	Family & Children Service Centre	244,761	282,167	273,636	244,608	222,564	197,560	221,265	259,200
95	1201	Department of Gender and Family Protection	2,200	9,183	194	-	-	-	-	-
96	1204	Ministry of Tourism	-	-	1,080	-	-	-	-	-
97	1210	Qawmee Kuthubukhaanaa	6,640	-	-	-	-	-	-	-
98	1215	Ministry of Youth and Sports	-	-	-	-	-	6,240	3,600	-
99	1224	Ministry of Housing and Infrastructure	-	-	-	-	4,800	3,970	-	-
100	1226	Regional Airports	29,802	14,421	16,482	2,040	-	6,360	3,660	-
101	1229	Ministry of Environment and Energy	-	-	-	-	560	-	-	36,000
102	1233	Ministry of Fisheries & Agriculture	-	-	-	-	2,720	-	-	-
103	1236	Ministry of Transport & Communication	-	-	2,572	-	-	-	-	-
104	1240	Ministry of Islamic Affairs	-	-	-	-	-	3,063,729	5,342,155	14,880
105	1241	Keerithi Quruanaa Behey Marukazu	-	-	-	-	-	-	2,760	-
106	1247	Judicial Services Commission	3,750	-	-	-	-	-	3,120	2,000
107	1250	National Social Protection Agency	-	11,729	13,355	14,400	11,000	8,400	7,140	14,400
108	1268	Central Province Schools Budget	55,288	72,002	-	-	-	-	-	-
109	1270	Maldives Media Council	-	-	-	-	1,200	1,640	1,500	2,800
110	1271	Heritage Division	7,640	-	-	-	-	-	-	2,000
111	1272	Ministry of Finance and Treasury	-	-	-	-	240	11,160	6,960	-
112	1277	Addu City Council	2,400	-	-	28,660	8,740	8,320	9,540	14,400
113	1280	HA. Utheemu Council	-	-	-	5,960	44,960	14,480	14,580	4,800
114	1281	HA. Atoll Council	-	-	-	1,200	13,400	14,200	3,900	3,600
115	1282	HA. Thuraakunu Council	-	-	-	2,400	42,800	14,400	14,400	14,600
116	1283	HA. Uligamu Council	-	-	-	-	-	-	-	35,280
117	1284	HA. Mulhadhoo Council	-	-	-	-	-	-	3,720	-
118	1285	HA. Hoarafushee Council	-	-	-	6,320	13,680	12,800	13,440	14,600
119	1286	HA. Ihavandhoo Council	-	-	-	-	49,200	-	-	-
120	1287	HA. Kelaa Council	-	-	-	-	-	-	1,320	14,400
121	1288	HA. Vashafaru Council	-	54,990	-	28,800	69,600	14,240	14,400	14,400
122	1290	HA. Filladhoo Council	-	-	-	6,440	15,800	14,440	13,860	14,400
123	1291	HA. Maarandhoo Council	-	-	-	-	9,160	13,000	3,240	5,000
124	1292	HA. Thakandhoo Council	-	-	-	2,160	25,840	14,480	14,460	14,600
125	1293	HA. Muraidhoo Council	-	-	-	19,960	31,560	14,400	14,400	14,400
126	1294	HA. Baarashu Council	-	-	-	-	61,880	14,360	14,400	17,400
127	1295	HDh. Atoll Council	-	-	-	45,040	-	-	-	-
128	1297	HDh. Finey Council	-	-	-	-	12,000	14,400	14,400	14,400
129	1298	HDh. Naivaadhoo Council	-	-	-	-	28,560	1,080	-	2,480
130	1299	HDh. Hirimaradhoo Council	-	-	-	-	39,120	14,720	14,580	15,600
131	1300	HDh. Nalhivaranfaru Council	-	-	-	35,920	-	-	-	-
132	1301	HDh. Nellaidhoo Council	-	-	-	50,840	14,600	14,640	14,580	14,600
133	1302	HDh. Nalhivaramu Council	-	-	-	-	64,920	14,400	14,400	14,400
134	1303	HDh. Kurinbee Council	-	-	-	48,040	14,440	14,440	14,400	14,400
135	1304	HDh. Kulhudhuffushee Council	-	-	-	-	-	8,560	14,640	14,880
136	1306	HDh. Neykurendhoo Council	-	-	-	-	62,560	13,800	14,400	14,400
137	1307	HDh. Vaikaradhoo Council	-	-	-	46,240	2,080	1,720	2,640	2,400
138	1310	Sh. Kanditheemu Council	-	-	-	-	56,040	14,640	14,640	14,680

1	BA	Office	2011	2012	2013	2014	2015	2016	2017R	2018A
138	1310	Sh. Kanditheemu Council	-	-	-	-	56,040	14,640	14,640	14,680
139	1311	Sh. Noomaraa Council	-	-	-	-	11,800	3,240	64,740	-
140	1313	Sh. Feydhoo Council	-	-	-	-	55,263	11,240	14,340	14,680
141	1314	Sh. Feevaku Council	-	-	-	-	13,680	57,880	14,580	14,600
142	1316	Sh. Foakaidhoo Council	-	705	-	-	-	-	-	-
143	1317	Sh. Narudhoo Council	-	-	-	-	61,520	13,840	14,040	14,400
144	1318	Sh. Maroshee Council	-	-	-	-	3,240	14,400	15,180	14,880
145	1319	Sh. Lhaimagu Council	-	-	-	-	19,600	53,560	14,760	14,400
146	1323	Sh. Milandhoo Council	-	-	-	-	-	1,040	-	3,600
147	1324	N. Atoll Council	-	-	-	-	-	6,640	-	5,400
148	1326	N. Kendhikulhudhoo Council	-	-	-	-	920	4,800	1,800	1,800
149	1327	N. Maalhendhoo Council	-	-	-	-	13,640	50,320	13,125	15,000
150	1328	N. Kudafaree Council	1,200	-	-	-	-	-	-	2,480
151	1329	N. Landhoo Council	-	-	-	-	51,200	14,480	14,160	14,600
152	1330	N. Maafaru Council	-	-	-	13,200	48,720	14,200	14,700	15,000
153	1331	N. Lhohee Council	-	-	-	-	-	14,200	-	-
154	1332	N. Miladhoo Council	-	-	-	-	1,960	14,400	10,500	3,600
155	1333	N. Magoodhoo Council	-	-	-	-	11,000	13,720	1,800	2,400
156	1335	N. Holhudhoo Council	-	-	-	48,080	14,640	14,400	14,400	14,400
157	1336	N. Fodhdhoo Council	1,200	-	-	4,520	14,000	14,400	14,400	-
158	1337	N. Velidhoo Council	-	-	9,217	8,400	2,400	-	-	-
159	1339	R. Alifushee Council	-	-	-	-	-	12,160	3,720	14,400
160	1340	R. Vaadhoo Council	-	-	4,350	1,108	-	-	-	1,800
161	1341	R. Rasgetheemu Council	-	-	-	-	25,320	13,720	11,880	14,400
162	1342	R. Angolitheemu Council	-	-	-	-	50,121	-	-	-
163	1343	R. Hulhudhuffaaruu Council	-	-	1,640	581	24,480	14,120	14,580	14,640
164	1344	R. Ungoofaaruu Council	-	-	-	13,240	120	-	13,260	14,400
165	1345	R. Dhuvaaafaru Council	-	-	-	-	72,000	14,400	14,400	14,400
166	1347	R. Rasmaadhoo Council	-	-	-	-	-	60,463	14,580	14,600
167	1348	R. Innamaadhoo Council	-	-	-	11,080	13,560	14,560	-	-
168	1352	R. Fainu Council	-	-	-	-	78,640	15,000	14,880	14,600
169	1354	B. Atoll Council	-	-	-	46,800	6,880	-	-	-
170	1355	B. Kudarikilu Council	-	-	-	8,520	13,160	-	-	-
171	1357	B. Kendhoo Council	-	-	-	13,897	82,945	4,080	720	2,400
172	1358	B. Kihaadhoo Council	-	-	-	-	11,560	14,160	14,400	14,880
173	1359	B. Dhonfaru Council	-	-	-	-	20,280	-	-	-
174	1360	B. Dharavandhoo Council	-	-	-	-	14,400	14,400	14,400	-
175	1361	B. Maalihohu Council	-	-	-	-	47,840	14,600	14,460	14,600
176	1364	B. Hithaadhoo Council	-	-	-	-	1,840	1,080	1,560	1,400
177	1365	B. Fulhadhoo Council	-	-	-	-	-	-	96,180	14,400
178	1366	B. Fehendhoo Council	-	-	-	18,517	14,040	14,200	14,280	14,600
179	1367	B. Goidhoo Council	-	-	-	-	1,160	440	1,920	2,000
180	1369	Lh. Hinnavaruu Council	-	-	-	-	3,360	14,240	13,980	14,400
181	1372	Lh. Olhuvellifushee Council	-	-	-	14,400	14,480	14,480	14,640	14,400
182	1373	K. Atoll Council	-	-	-	4,160	13,080	12,920	12,480	18,000
183	1374	K. Gaafaru Council	-	-	-	48,270	9,280	-	-	-

1	BA	Office	2011	2012	2013	2014	2015	2016	2017R	2018A
183	1374	K. Gaafaru Council	-	-	-	48,270	9,280	-	-	-
184	1375	K. Dhiffushee Council	-	-	-	-	1,040	-	-	-
185	1376	K. Thulusdhoo Council	-	-	-	5,720	55,040	13,560	15,780	10,480
186	1377	K. Huraa Council	-	-	-	-	-	-	600	-
187	1380	K. Maafushee Council	-	-	-	-	-	41,960	14,220	14,400
188	1382	AA. Atoll Council	-	-	-	-	26,520	11,520	12,120	14,400
189	1384	AA. Rasdhoo Council	-	-	-	-	26,968	-	-	-
190	1385	AA. Ukulhahu Council	-	-	-	8,320	1,200	2,360	480	2,400
191	1386	AA. Mathiveree Council	-	-	-	-	29,840	3,000	-	-
192	1387	AA. Bodufolhudhoo Council	-	-	-	600	50,142	160	1,500	-
193	1388	AA. Feridhoo Council	-	-	4,800	13,560	5,320	3,880	5,400	10,500
194	1389	AA. Maalhohu Council	-	-	-	880	14,400	14,089	1,380	-
195	1390	AA. Himandhoo Council	-	-	-	1,640	9,440	58,880	11,640	14,400
196	1391	ADh. Atoll Council	-	-	-	-	-	2,280	1,080	3,200
197	1392	ADh. Hanyaameedhoo Council	-	-	-	11,200	48,720	14,440	14,100	14,400
198	1393	ADh. Omadhoo Council	-	-	-	-	-	3,520	2,970	-
199	1394	ADh. Kunburudhoo Council	-	-	-	4,360	58,800	14,400	13,980	14,400
200	1395	ADh. Mahibadhoo Council	-	-	-	-	11,360	3,960	660	3,000
201	1396	ADh. Mandhoo Council	-	-	-	4,040	53,560	-	300	-
202	1397	ADh. Dhangethee Council	-	-	-	10,040	50,560	14,320	14,580	14,400
203	1398	ADh. Dhigurashu Council	-	-	-	-	13,600	-	-	-
204	1399	ADh. Dhidhdhoo Council	-	-	-	4,720	47,960	9,240	13,560	-
205	1400	ADh. Fenfushee Council	-	-	-	-	-	11,360	14,655	14,400
206	1402	V. Atoll Council	-	-	-	-	-	29,240	14,820	14,600
207	1403	V. Fulidhoo Council	-	-	-	-	64,403	14,440	14,580	14,880
208	1404	V. Thinadhoo Council	-	-	-	-	54,400	10,120	12,900	-
209	1405	V. Felidhoo Council	-	-	-	-	54,943	14,160	14,520	14,880
210	1406	V. Keyodhoo Council	-	-	-	-	51,080	13,240	12,600	15,000
211	1408	M. Atoll Council	-	-	-	15,520	10,600	13,440	12,480	14,400
212	1409	M. Raiymandhoo Council	-	-	-	-	-	13,800	14,100	14,400
213	1410	M. Veyvashu Council	-	-	-	-	57,880	14,360	14,820	14,600
214	1411	M. Mulaku Council	-	-	-	12,380	4,160	4,560	3,000	-
215	1412	M. Mulee Council	-	-	-	-	14,400	14,400	14,400	14,400
216	1413	M. Naalaafushee Council	-	-	-	-	12,360	22,360	17,520	14,400
217	1414	M. Kolhufushee Council	-	-	-	10,540	36,640	14,600	14,160	-
218	1415	M. Dhiggaru Council	-	-	-	1,200	57,760	13,080	-	-
219	1416	M. Maduvvaree Council	-	-	-	39,000	12,520	14,360	12,540	14,600
220	1417	F. Atoll Council	-	-	-	-	3,320	960	7,200	7,500
221	1418	F. Feealee Council	-	-	-	11,160	13,200	14,400	14,460	14,600
222	1419	F. Bileiydhoo Council	-	-	-	10,080	12,480	12,520	10,560	18,600
223	1420	F. Magoodhoo Council	-	-	-	3,240	56,071	1,640	3,360	3,600
224	1421	F. Dharanboodhoo Council	-	-	-	1,200	28,335	-	-	-
225	1422	F. Nilandhoo Council	-	-	-	-	600	-	-	-
226	1423	Dh. Atoll Council	-	-	-	-	60,480	13,720	14,280	14,880
227	1424	Dh. Meedhoo Council	-	-	-	-	64,480	12,120	13,560	14,400
228	1426	Dh. Rinbudhoo Council	-	-	-	-	40,460	14,400	14,880	14,400

1	BA	Office	2011	2012	2013	2014	2015	2016	2017R	2018A
228	1426	Dh. Rinbudhoo Council	-	-	-	-	40,460	14,400	14,880	14,400
229	1427	Dh. Hulhudhelee Council	-	-	-	-	37,360	7,880	10,080	-
230	1429	Dh. Maaenboodoo Council	-	-	-	-	14,400	14,400	2,460	1,200
231	1430	Dh. Kudahuvadhoo Council	-	-	-	-	-	-	-	14,400
232	1431	Th. Atoll Council	-	-	-	-	-	8,240	-	8,000
233	1433	Th. Vilufushee Council	-	-	-	-	103,200	13,240	14,460	14,400
234	1434	Th. Madifushee Council	-	-	-	3,120	45,001	13,200	13,980	14,400
235	1438	Th. Vandhoo Council	-	-	-	-	14,040	12,840	14,280	14,400
236	1439	Th. Hirilandhoo Council	-	-	-	-	-	3,680	-	4,800
237	1443	Th. Kinbidhoo Council	-	-	-	-	-	-	3,360	3,600
238	1444	Th. Omadhoo Council	-	-	-	10,480	14,480	14,400	14,280	14,400
239	1445	L. Atoll Council	11,729	-	-	-	16,395	3,280	840	14,400
240	1446	L. Isdhoo Council	-	-	-	4,800	-	13,480	14,280	14,400
241	1447	L. Dhanbidhoo Council	-	-	-	6,280	11,960	11,120	12,180	-
242	1448	L. Maabaidhoo Council	2,880	-	-	-	53,040	13,480	13,680	14,400
243	1449	L. Mundoo Council	-	-	-	-	16,240	11,600	11,940	-
244	1451	L. Maavashu Council	-	-	1,200	-	12,128	3,200	3,420	2,400
245	1452	L. Fonadhoo Council	-	-	-	-	17,520	10,760	14,280	14,600
246	1453	L. Gaadhoo Council	-	-	-	8,600	14,640	2,400	-	-
247	1454	L. Maamendhoo Council	-	-	-	-	-	-	-	7,200
248	1455	L. Hithadhoo Council	-	-	-	-	1,560	1,240	2,520	2,400
249	1456	L. Kunahandhoo Council	-	-	-	-	-	-	-	7,500
250	1457	GA. Atoll Council	-	-	-	-	-	14,480	14,580	14,640
251	1459	GA. Vilingilee Council	-	-	-	-	-	-	-	6,000
252	1460	GA. Maamendhoo Council	-	-	-	-	38,280	-	-	1,800
253	1461	GA. Nilandhoo Council	-	-	-	-	-	-	-	14,600
254	1463	GA. Dhevvdhoo Council	-	-	-	-	-	11,220	20,580	11,220
255	1464	GA. Kondey Council	-	-	-	-	52,360	18,040	600	2,400
256	1466	GA. Kanduhulhuhdoo Council	-	-	-	-	23,240	5,280	14,640	14,400
257	1467	GDh. Madavelee Council	-	-	-	-	-	2,000	2,280	1,200
258	1468	GDh. Hoadedhdhoo Council	-	-	-	-	-	1,600	9,180	1,600
259	1469	GDh. Nadalla Council	-	-	-	6,680	9,160	56,520	14,400	14,640
260	1470	GDh. Gadhdhoo Council	-	-	-	-	62,480	14,440	14,580	14,880
261	1471	GDh. Rathafandhoo Council	-	-	-	-	57,600	7,640	14,460	14,600
262	1473	GDh. Fiyoaree Council	-	-	-	-	-	-	-	2,400
263	1474	GDh. Faresmaathodaa Council	-	-	-	-	-	-	-	14,400
264	1475	GDh. Thinadhoo Council	-	-	-	5,040	-	-	-	14,400
265	1476	Gn. Atoll Council	-	-	-	51,776	12,520	12,120	74,040	14,400
266	1481	Education Unit-Gn. School	-	26,440	-	-	-	-	-	-
267	1484	Faculty of Islamic Studies	-	6,033	-	-	880	-	-	1,200
268	1488	Maadhadu Council Fuvammulah	-	-	-	280	13,280	12,720	-	-
269	1489	Dhadimagu Council Fuvammulah	-	-	-	48,520	14,400	14,400	-	-
270	1490	Dhiguvaadu Council Fuvammulah	-	-	-	-	13,200	14,400	-	-
271	1491	Hoadhadu Council Fuvammulah	-	14,187	33,765	55,100	43,677	13,880	-	-
272	1492	Miskiyimagu Council Fuvammulah	-	-	-	6,200	13,800	14,040	-	-
273	1494	Maalegan Council Fuvammulah	-	-	-	31,560	18,260	13,080	-	-
274	1495	Dhadimagu Council Fuvammulah	-	7,700	69,544	43,411	14,560	14,600	-	-

1	BA	Office	2011	2012	2013	2014	2015	2016	2017R	2018A
273	1494	Maalegan Council Fuvammulah	-	-	-	31,560	18,260	13,080	-	-
274	1495	Dhoodigan Council Fuvammulah	-	7,700	69,564	43,411	14,560	14,600	-	-
275	1497	K. Atoll Health Services	-	21,600	120,520	126,400	147,880	125,148	128,520	128,520
276	1499	Faculty of Science	-	-	-	-	920	-	2,100	-
277	1501	Northern Education Unit	-	-	155,119	120,033	131,738	173,627	73,800	198,850
278	1502	Central Education Unit	-	-	159,681	169,022	259,635	168,880	82,319	103,680
279	1503	Southern Education Unit	-	-	146,399	157,502	145,046	185,163	87,930	115,200
280	1504	Thinadhoo School	-	-	-	6,120	1,521	1,440	1,080	-
281	1505	Family Protection Authority	-	-	-	-	-	-	1,620	1,200
282	1507	Maldives Blood Services	-	-	-	-	-	4,680	-	-
283	1508	L. Kalaidhoo Council	-	-	-	11,280	13,680	12,920	14,520	14,400
284	1510	Ministry Of Law & Gender	-	-	-	-	680	-	-	-
285	1511	Labour Relations Authority	-	-	-	-	-	2,520	-	-
286	1514	Rehendhi School	-	-	-	-	-	-	-	1,200
287	1520	South Central Education Unit	-	-	-	-	-	-	179,582	67,200
288	1521	North Central Education Unit	-	-	-	-	-	-	114,925	182,680

2011 2018 2011 2012 2013 2014 2015 2016 2017R 2018A

1	BA	Office	2011	2012	2013	2014	2015	2016	2017R	2018A
2	1008	Maldives Customs Services	16,848	-	2,916	-	-	-	-	-
3	1017	Male Municipality	20,653	-	-	-	-	-	-	-
4	1029	Department of Immigration & Emigration	-	2,916	1,166	-	-	-	-	-
5	1033	Thiladhunmathee Uthuruburi Atoll Office	75,873	-	-	-	-	-	-	-
6	1034	Thiladhunmathee Dhekunuburi Atoll Office	70,000	-	-	-	-	-	-	-
7	1035	Miladhunmadulu Uthuruburi Atoll Office	272,229	-	-	-	-	-	-	-
8	1036	Miladhunmadulu Dhekunuburi Atoll Office	256,354	-	-	-	-	-	-	-
9	1037	Maalhosmadulu Uthuruburi Atoll Office	176,653	-	-	-	-	-	-	-
10	1038	Maalhosmadulu Dhekunuburi Atoll Office	218,940	-	-	-	-	-	-	-
11	1039	Faadhippolhu Atoll Office	23,027	-	-	-	-	-	-	-
12	1040	Male Atholhu Office	56,312	-	-	-	-	-	-	-
13	1041	Ari Atholhu Uthuruburi Atoll Office	14,616	-	-	-	-	-	-	-
14	1042	Ari Atholhu Dekunuburi Atoll Office	50,130	-	-	-	-	-	-	-
15	1043	Felidhu Atholhu Atoll Office	30,235	-	-	-	-	-	-	-
16	1044	Mulakatholhu Atoll Office	154,724	-	-	-	-	-	-	-
17	1048	Hadhunmathee Atoll Office	70,383	-	-	-	-	-	-	-
18	1049	Huvadhu Atholhu Uthuruburi Atoll Office	26,570	-	-	-	-	-	-	-
19	1050	Huvadhu Atholhu Dhekunuburi Atoll Office	56,673	-	-	-	-	-	-	-
20	1051	Fuvahmulaku Atoll Office	12,848	-	-	-	-	-	-	-
21	1052	Addu Atholhu Atoll Office	39,337	-	-	-	-	-	-	-
22	1065	Majeedhiyya School	252,092	-	-	-	-	-	-	-
23	1076	Imaadhudheen School	73,000	-	-	-	-	-	-	-
24	1081	Sh. Atholhu Tha'uleemee Marukazu	144,019	-	-	-	-	-	-	-
25	1102	Sh. Funadhoo School	70,000	-	-	-	-	-	-	-
26	1104	N. Kendhikulhudhoo School	105,967	-	-	-	-	-	-	-
27	1111	Lh. Atholhu Madharusa	73,219	-	-	-	-	-	-	-
28	1115	Madhrasathul Hamadhu Bin Khaleefaa Al-Saany	112,300	-	-	-	-	-	-	-
29	1121	Muhibbudhdeen School	204,000	-	-	-	-	-	-	-
30	1128	South Province Schools Budgets	3,500	-	-	-	-	-	-	-
31	1143	Medhu Uthuru Province	34,540	-	-	-	-	-	-	-
32	1166	Indhiraagaandhi Memorial Hospital	-	130,194	376,786	31,548	-	360	-	-
33	1172	L. Regional Hospital	-	-	-	-	-	-	-	148,468
34	1186	Male Health Centre	-	9,000	38,500	-	-	-	-	-
35	1187	Villingili Health Centre	-	-	15,833	-	-	-	-	-
36	1199	National Blood Transfusion Services	-	9,000	4,500	-	-	-	-	-
37	1224	Ministry of Housing and Infrastructure	-	4,103	-	-	-	-	-	-
38	1226	Regional Airports	-	-	-	-	-	-	-	1,000
39	1272	Ministry of Finance and Treasury	1,467	-	-	-	-	-	-	-
40	1277	Addu City Council	15,998	-	-	-	-	-	-	-
41	1278	GDH. Atoll Council	27,717	-	-	-	-	-	9,780	-
42	1279	K. Kaashidhoo Council	2,878	17,193	1,727	50,823	14,400	14,400	14,400	14,400
43	1280	HA. Utheemu Council	4,690	-	-	-	-	-	-	-
44	1281	HA. Atoll Council	10,783	2,087	-	-	-	-	-	-
45	1282	HA. Thuraakunu Council	5,263	1,974	-	-	-	-	-	-
46	1283	HA. Uligamu Council	6,716	2,591	2,591	-	-	-	-	-
47	1284	HA. Mulhadhoo Council	3,439	-	-	-	-	-	-	-

1	BA	Office	2011	2012	2013	2014	2015	2016	2017R	2018A
47	1284	HA. Mulhadhoo Council	3,439	-	-	-	-	-	-	-
48	1285	HA. Hoarafushee Council	6,140	-	-	-	-	-	-	-
49	1286	HA. Ihavandhoo Council	5,757	-	-	-	12,480	14,320	14,160	14,600
50	1287	HA. Kelaa Council	21,887	1,407	-	11,440	83,720	13,520	12,480	84,000
51	1288	HA. Vashafaru Council	4,301	2,518	1,574	-	-	-	-	-
52	1289	HA. Dhidhdhoo Council	13,392	29,328	-	-	9,000	6,240	2,940	-
53	1290	HA. Filladhoo Council	4,319	-	-	-	-	-	-	-
54	1291	HA. Maarandhoo Council	4,221	58,526	-	-	-	-	-	-
55	1292	HA. Thakandhoo Council	-	-	21,159	-	-	-	-	-
56	1294	HA. Baarashu Council	7,676	-	-	-	-	-	-	-
57	1295	HDh. Atoll Council	6,527	2,843	2,842	-	-	-	-	-
58	1296	HDh. Hanimaadhoo Council	11,513	-	-	-	-	14,400	14,400	14,400
59	1297	HDh. Finey Council	8,635	-	-	-	-	-	-	-
60	1298	HDh. Naivaadhoo Council	25,905	2,878	-	-	-	-	-	-
61	1299	HDh. Hirimaradhoo Council	9,277	-	-	-	-	-	-	-
62	1300	HDh. Nalhivaranfaru Council	14,672	-	-	-	-	14,400	-	14,400
63	1301	HDh. Nellaidhoo Council	5,085	-	-	-	-	-	-	-
64	1302	HDh. Nalhivaramu Council	8,635	1,295	2,591	-	-	-	-	-
65	1303	HDh. Kurinbee Council	5,757	2,592	2,591	-	-	-	-	-
66	1304	HDh. Kulhudhuffushee Council	8,035	-	-	-	6,080	3,640	-	-
67	1305	HDh. Kumundhoo Council	16,415	-	-	-	-	-	-	-
68	1306	HDh. Neykurendhoo Council	11,514	2,591	2,590	-	-	-	-	-
69	1307	HDh. Vaikaradhoo Council	7,242	2,591	2,590	-	-	-	-	-
70	1308	HDh. Makunudhoo Council	5,757	2,591	2,590	11,880	3,760	2,520	4,620	14,400
71	1309	Sh. Atoll Council	14,250	-	-	-	-	-	-	-
72	1310	Sh. Kanditheemu Council	8,035	-	-	-	-	-	-	-
73	1311	Sh. Noomaraa Council	2,878	-	-	-	-	-	44,940	24,000
74	1312	Sh. Goidhoo Council	4,465	-	-	-	67,360	14,400	14,400	-
75	1313	Sh. Feydhoo Council	3,928	-	-	-	-	-	-	-
76	1314	Sh. Feevaku Council	9,380	-	-	-	-	-	-	-
77	1315	Sh. Bileiyfahee Council	9,196	-	-	-	15,800	14,600	14,760	14,880
78	1316	Sh. Foakaidhoo Council	14,390	-	-	-	70,040	14,640	14,700	14,680
79	1317	Sh. Narudhoo Council	4,690	-	-	-	-	-	-	-
80	1318	Sh. Maroshee Council	6,251	-	-	-	-	-	-	-
81	1319	Sh. Lhaimagu Council	11,513	-	-	-	-	-	-	-
82	1320	Sh. Komandoo Council	10,713	-	-	-	59,480	9,840	13,620	13,620
83	1321	Sh. Maaungoodhoo Council	4,218	-	-	-	66,000	14,400	14,400	14,400
84	1322	Sh. Funadhoo Council	11,513	-	-	-	-	13,480	12,300	14,400
85	1323	Sh. Milandhoo Council	10,362	-	-	-	56,120	-	-	-
86	1324	N. Atoll Council	26,861	17,992	-	-	-	-	-	-
87	1325	N. Henbadhoo Council	9,195	-	-	-	-	-	-	-
88	1326	N. Kendhikuludhoo Council	2,945	42,394	-	-	-	-	-	-
89	1327	N. Maalihendhoo Council	6,295	28,680	-	-	-	-	-	-
90	1328	N. Kudafaree Council	34,823	-	35,340	8,800	2,400	12,800	-	-
91	1329	N. Landhoo Council	21,592	28,783	-	-	-	-	-	-
92	1330	N. Maafaru Council	9,380	28,140	28,140	-	-	-	-	30,000

1	BA	Office	2011	2012	2013	2014	2015	2016	2017R	2018A
92	1330	N. Maafaru Council	9,380	28,140	28,140	-	-	-	-	30,000
93	1331	N. Lhohee Council	16,415	-	-	-	-	-	-	-
94	1332	N. Miladhoo Council	7,035	-	-	-	-	-	-	-
95	1333	N. Magoodhoo Council	28,783	-	-	-	5,676	-	-	-
96	1334	N. Manadhoo Council	3,787	-	-	9,320	31,240	11,180	10,710	10,000
97	1335	N. Holhudhoo Council	4,593	-	-	-	-	-	-	-
98	1336	N. Fodhdhoo Council	13,927	9,000	-	11,613	-	-	-	-
99	1337	N. Velidhoo Council	3,358	45,913	-	-	-	-	-	-
100	1338	R. Atoll Council	26,505	-	-	8,320	10,230	2,653	1,680	1,200
101	1339	R. Alifushee Council	3,000	38,000	-	-	-	-	-	-
102	1340	R. Vaadhoo Council	8,356	-	-	-	-	-	-	-
103	1341	R. Rasgetheemu Council	16,415	28,140	-	-	-	-	-	-
104	1342	R. Angolitheemu Council	-	-	45,532	-	3,456	-	(1,560)	-
105	1343	R. Hulhudhuffaaruu Council	5,127	-	-	-	-	-	-	-
106	1344	R. Ungoofaaruu Council	8,635	2,877	-	-	-	-	-	-
107	1345	R. Dhuvaaafaru Council	17,270	-	-	-	-	-	-	-
108	1346	R. Maakurathu Council	8,054	29,377	-	-	-	-	-	-
109	1347	R. Rasmaadhoo Council	56,055	-	-	-	-	-	-	-
110	1348	R. Innamaadhoo Council	14,880	-	-	-	-	-	-	-
111	1349	R. Maduhvaree Council	8,633	-	-	-	-	-	-	-
112	1350	R. Inguraidhoo Council	10,527	30,000	30,000	15,089	14,760	14,400	14,400	14,400
113	1351	R. Meedhoo Council	2,977	-	-	-	-	-	-	-
114	1352	R. Fainu Council	3,838	28,588	-	-	-	-	-	-
115	1353	R. Kinolhahu Council	-	-	-	-	13,200	72,400	14,460	14,400
116	1354	B. Atoll Council	22,575	-	19,189	-	-	-	-	-
117	1355	B. Kudarikilu Council	-	-	-	23,082	-	27,080	28,140	29,340
118	1356	B. Kamadhoo Council	35,979	5,757	-	8,000	14,400	14,400	14,400	14,400
119	1358	B. Kihadhoo Council	-	-	40,296	-	-	-	-	-
120	1359	B. Dhonfanu Council	30,303	-	17,270	-	20,196	-	-	-
121	1362	B. Eydhafushee Council	15,439	-	-	15,658	-	-	59,400	14,400
122	1363	B. Thulhaadhoo Council	-	32,285	2,591	-	-	-	-	-
123	1364	B. Hithaadhoo Council	8,635	25,905	-	-	-	-	-	-
124	1366	B. Fehendhoo Council	35,750	-	-	-	-	-	-	-
125	1367	B. Goidhoo Council	14,562	-	-	-	-	-	-	-
126	1368	Lh. Atoll Council	44,052	-	-	-	-	-	-	-
127	1369	Lh. Hinnavaru Council	-	25,320	-	-	-	-	-	-
128	1370	Lh. Naifaru Council	-	-	41,256	-	-	-	-	-
129	1371	Lh. Kurendhoo Council	-	-	10,500	-	7,160	14,160	14,100	14,400
130	1372	Lh. Olhuvellifushee Council	14,392	-	-	-	-	-	70,805	-
131	1373	K. Atoll Council	2,853	-	-	42,720	-	-	-	-
132	1374	K. Gaafaru Council	7,983	-	-	-	-	-	-	-
133	1375	K. Dhiffushee Council	2,632	19,610	-	42,690	8,240	-	-	-
134	1376	K. Thulusdhoo Council	2,015	-	-	-	-	-	-	-
135	1377	K. Huraa Council	2,399	-	-	-	-	14,609	2,111	15,000
136	1378	K. Himmafushee Council	1,339	-	-	-	-	-	3,300	-
137	1379	K. Gulhee Council	-	-	-	-	62,628	14,355	14,400	14,400

1	BA	Office	2011	2012	2013	2014	2015	2016	2017R	2018A
137	1379	K. Gulhee Council	-	-	-	-	62,628	14,355	14,400	14,400
138	1380	K. Maafushee Council	5,757	-	-	-	-	-	-	-
139	1381	K. Guraidhoo Council	1,485	-	-	-	-	55,520	15,000	12,480
140	1382	AA. Atoll Council	29,514	-	-	-	-	-	-	-
141	1384	AA. Rasdhoo Council	20,866	-	-	-	-	-	-	-
142	1385	AA. Ukulhahu Council	3,454	-	-	-	-	-	-	-
143	1386	AA. Mathiveree Council	7,489	-	-	-	-	-	-	-
144	1387	AA. Bodufolhudhoo Council	4,465	-	-	-	-	-	-	-
145	1388	AA. Feridhoo Council	7,895	-	880	-	-	-	-	-
146	1390	AA. Himandhoo Council	7,676	12,185	-	-	-	-	-	-
147	1391	ADh. Atoll Council	3,158	1,228	-	-	-	-	-	-
148	1392	ADh. Hanyaameedhoo Council	2,878	-	-	-	-	-	-	-
149	1393	ADh. Omadhoo Council	4,823	-	-	-	-	-	-	-
150	1394	ADh. Kunburudhoo Council	5,263	-	-	-	-	-	-	-
151	1395	ADh. Mahibadhoo Council	3,205	-	-	-	-	-	-	-
152	1396	ADh. Mandhoo Council	88	-	-	-	-	-	-	-
153	1397	ADh. Dhangethee Council	5,743	-	-	-	-	-	-	-
154	1398	ADh. Dhigurashu Council	2,678	1,508	1,508	-	-	-	-	-
155	1399	ADh. Dhidhdhoo Council	5,757	-	2,507	-	-	-	-	-
156	1400	ADh. Fenfushee Council	4,197	-	-	-	-	-	-	-
157	1401	ADh. Maamigilee Council	5,263	-	-	-	-	-	-	-
158	1402	V. Atoll Council	13,362	-	-	-	-	36,880	-	-
159	1403	V. Fulidhoo Council	11,513	-	-	-	-	-	-	-
160	1404	V. Thinadhoo Council	7,295	365	-	-	-	-	-	-
161	1405	V. Felidhoo Council	3,158	-	-	-	-	-	-	-
162	1406	V. Keyodhoo Council	1,178	-	2,209	-	-	-	-	-
163	1407	V. Rakeedhoo Council	11,960	-	-	-	-	-	-	-
164	1408	M. Atoll Council	17,739	20,696	3,130	-	-	-	-	-
165	1409	M. Raiymandhoo Council	10,170	-	21,492	-	-	-	-	-
166	1410	M. Veyvashu Council	14,392	18,613	-	-	-	-	-	-
167	1411	M. Mulaku Council	5,757	-	1,475	-	27,371	-	-	-
168	1412	M. Mulee Council	8,635	17,126	-	-	-	-	-	-
169	1413	M. Naalaafushee Council	6,295	17,523	3,092	-	-	-	-	-
170	1414	M. Kolhufushee Council	5,263	-	-	1,200	-	-	-	-
171	1415	M. Dhiggaru Council	5,890	21,091	2,651	-	-	-	-	-
172	1416	M. Maduvvaree Council	25,442	1,079	1,079	-	-	-	-	-
173	1417	F. Atoll Council	15,408	2,608	-	-	-	-	-	-
174	1418	F. Feealee Council	5,900	1,759	-	-	-	-	-	-
175	1419	F. Bileiydhoo Council	5,357	-	-	-	-	-	-	-
176	1420	F. Magoodhoo Council	10,074	-	-	-	-	-	-	-
177	1421	F. Dharanboodhoo Council	5,757	-	-	-	-	2,880	1,320	1,200
178	1422	F. Nilandhoo Council	6,221	-	-	-	-	-	2,205	2,400
179	1423	Dh. Atoll Council	362,878	-	-	-	-	-	-	-
180	1424	Dh. Meedhoo Council	13,048	-	-	-	-	-	-	-
181	1425	Dh. Bandidhoo Council	18,229	-	-	-	71,080	14,400	14,400	14,400
182	1426	Dh. Rinbudhoo Council	11,801	-	-	-	-	-	-	-

1	BA	Office	2011	2012	2013	2014	2015	2016	2017R	2018A
182	1426	Dh. Rinbudhoo Council	11,801	-	-	-	-	-	-	-
183	1427	Dh. Hulhudhelee Council	13,364	-	-	-	280	-	-	15,600
184	1428	Dh. Vaanee Council	2,580	-	-	-	-	-	-	-
185	1429	Dh. Maanenboodoo Council	18,422	-	-	1,680	-	-	-	-
186	1430	Dh. Kudahuvadhoo Council	5,263	-	-	-	-	-	-	-
187	1431	Th. Atoll Council	16,471	2,356	2,700	-	-	-	-	-
188	1432	Th. Burunee Council	5,757	-	-	-	41,720	5,360	8,580	4,800
189	1433	Th. Vilufushee Council	14,392	-	-	-	-	-	-	-
190	1434	Th. Madifushee Council	9,193	-	2,462	-	-	-	-	-
191	1435	Th. Dhiyamigilee Council	-	-	-	-	59,128	1,200	-	14,400
192	1436	Th. Guraidhoo Council	18,848	-	-	-	-	-	-	-
193	1437	Th. Kandoodhoo Council	5,757	-	3,262	-	41,000	2,440	1,680	2,800
194	1438	Th. Vandhoo Council	14,070	-	-	-	-	-	-	-
195	1439	Th. Hirilandhoo Council	14,392	20,489	2,939	14,400	720	-	-	-
196	1440	Th. Gaadhiffushee Council	2,977	-	-	17,857	17,860	17,860	17,487	-
197	1441	Th. Thimarafushee Council	5,757	-	-	14,400	49,200	14,400	14,400	14,400
198	1442	Th. Veymandoo Council	9,841	-	-	-	-	17,601	19,400	24,000
199	1443	Th. Kinbidhoo Council	30,855	-	-	-	-	-	-	-
200	1444	Th. Omadhoo Council	2,632	2,259	-	-	-	-	-	-
201	1445	L. Atoll Council	8,728	1,727	3,454	-	-	-	-	-
202	1446	L. Isdhoo Council	8,393	-	8,958	-	-	-	-	-
203	1447	L. Dhanbidhoo Council	15,668	-	-	-	-	-	-	-
204	1448	L. Maabaidhoo Council	10,746	21,736	-	-	-	-	-	-
205	1449	L. Mundoo Council	14,070	-	-	-	-	-	-	-
206	1450	L. Gamu Council	16,770	-	-	-	920	2,280	840	-
207	1451	L. Maavashu Council	5,757	-	-	-	-	-	-	-
208	1452	L. Fonadhoo Council	15,105	2,650	4,852	1,520	-	-	-	-
209	1453	L. Gaadhoo Council	7,196	-	-	-	-	-	-	-
210	1454	L. Maamendhoo Council	5,262	-	-	-	12,480	2,000	14,700	14,400
211	1455	L. Hithadhoo Council	2,878	2,592	2,159	-	-	-	-	-
212	1456	L. Kunahandhoo Council	4,300	-	-	-	-	-	-	-
213	1457	GA. Atoll Council	12,633	-	-	-	-	-	-	-
214	1458	GA. Kolamaafushee Council	8,035	-	-	-	79,520	14,360	14,400	14,400
215	1459	GA. Vilingilee Council	8,635	-	55,888	-	51,080	-	-	-
216	1460	GA. Maamendhoo Council	4,605	-	52,153	-	-	-	-	-
217	1461	GA. Nilandhoo Council	55,754	-	-	-	-	-	-	-
218	1462	GA. Dhaandhoo Council	11,725	-	-	-	-	-	-	-
219	1463	GA. Dhevvdhoo Council	5,757	-	-	-	-	-	-	-
220	1464	GA. Kondey Council	6,295	-	-	-	1,120	48,259	-	-
221	1465	GA. Gemanafushee Council	6,620	-	-	-	-	-	-	-
222	1466	GA. Kanduhulhuhdoo Council	4,197	37,775	-	-	-	-	-	-
223	1467	GDh. Madavelee Council	18,320	-	-	-	-	-	-	-
224	1468	GDh. Hoadedhdhoo Council	11,513	-	-	-	-	-	-	-
225	1469	GDh. Nadalla Council	12,650	-	-	-	-	-	-	-
226	1470	GDh. Gadhdhoo Council	11,514	-	-	-	-	-	-	-
227	1471	GDh. Rathafandhoo Council	11,894	-	-	-	-	-	-	-

1	BA	Office	2011	2012	2013	2014	2015	2016	2017R	2018A
227	1471	GDh. Rathafandhoo Council	11,894	-	-	-	-	-	-	-
228	1472	GDh. Vaadhoo Council	8,488	-	-	57,600	14,400	14,400	14,400	14,400
229	1473	GDh. Fiyoaree Council	17,952	2,650	2,651	53,320	14,400	2,400	-	14,400
230	1474	GDh. Faresmaathodaa Council	7,950	-	-	-	56,840	13,440	-	-
231	1476	Gn. Atoll Council	24,164	-	3,191	-	-	-	-	-
232	1477	Male' City Council	41,307	12,650	-	-	-	-	-	-
233	1480	Fuvahmulak Rashu Council	11,513	-	-	-	-	-	-	-
234	1488	Maadhadu Council Fuvammulah	-	-	-	31,135	-	-	-	-
235	1490	Dhiguvaadu Council Fuvammulah	-	-	-	28,000	-	-	-	-
236	1492	Miskiymagu Council Fuvammulah	-	-	-	34,680	-	-	-	-
237	1493	Funaadu Council Fuvammulah	-	-	-	36,920	13,480	6,800	-	-
238	1507	Maldives Blood Services	-	-	16,750	-	-	-	-	-
239										
240										
241										

כרס נידודת אלווסר

1. הוראות

כרס נידודת אלווסר היא כרס נידודת עם מנגנון נידודת המאפשר לך לנהל את נדודתך בצורה נוחה וקלה. הכרס בנויה מחומרים איכותיים ויציבים, המאפשרים לך לנהל את נדודתך בצורה נוחה וקלה. הכרס היא כרס נידודת עם מנגנון נידודת המאפשר לך לנהל את נדודתך בצורה נוחה וקלה. הכרס בנויה מחומרים איכותיים ויציבים, המאפשרים לך לנהל את נדודתך בצורה נוחה וקלה.

2. אלווסר מוביל

ב אלווסר מוביל מדובר במנגנון נידודת המאפשר לך לנהל את נדודתך בצורה נוחה וקלה. המנגנון בנוי מחומרים איכותיים ויציבים, המאפשרים לך לנהל את נדודתך בצורה נוחה וקלה. המנגנון הוא מנגנון נידודת המאפשר לך לנהל את נדודתך בצורה נוחה וקלה. המנגנון בנוי מחומרים איכותיים ויציבים, המאפשרים לך לנהל את נדודתך בצורה נוחה וקלה.

ב אלווסר מוביל מדובר במנגנון נידודת המאפשר לך לנהל את נדודתך בצורה נוחה וקלה. המנגנון בנוי מחומרים איכותיים ויציבים, המאפשרים לך לנהל את נדודתך בצורה נוחה וקלה. המנגנון הוא מנגנון נידודת המאפשר לך לנהל את נדודתך בצורה נוחה וקלה. המנגנון בנוי מחומרים איכותיים ויציבים, המאפשרים לך לנהל את נדודתך בצורה נוחה וקלה.

3. פרמטרים ונתונים

טבלה 1: פרמטרים ונתונים

מיקום	מספר המידות	מספר המידות (נדרש)
326	288	38

100/- 1000 400 200

1000 400 200

4

2017 1,672,600.00	249	...
1,672,600.00	249	...

נאמר אפוא כי אין צורך להפסיק את המעורבות של הממשלה בניהול המערכת הכלכלית, אלא להמשיך ולתמוך בה. הממשלה צריכה להמשיך ולתמוך במדיניות הכלכלית הנוכחית, ולהמשיך ולתמוך במדיניות המוניטרית הנוכחית. הממשלה צריכה להמשיך ולתמוך במדיניות המסרעת הנוכחית, ולהמשיך ולתמוך במדיניות המסרעת הנוכחית. הממשלה צריכה להמשיך ולתמוך במדיניות המסרעת הנוכחית, ולהמשיך ולתמוך במדיניות המסרעת הנוכחית.

5.5 וצדק אף על פי שהממשלה צריכה להמשיך ולתמוך במדיניות המסרעת הנוכחית, אולם אין צורך להפסיק את המעורבות של הממשלה בניהול המערכת הכלכלית, אלא להמשיך ולתמוך בה. הממשלה צריכה להמשיך ולתמוך במדיניות המסרעת הנוכחית, ולהמשיך ולתמוך במדיניות המסרעת הנוכחית.

5.6 מדיניות המסרעת הנוכחית היא מדיניות המסרעת הנוכחית, והיא מדיניות המסרעת הנוכחית. הממשלה צריכה להמשיך ולתמוך במדיניות המסרעת הנוכחית, ולהמשיך ולתמוך במדיניות המסרעת הנוכחית. הממשלה צריכה להמשיך ולתמוך במדיניות המסרעת הנוכחית, ולהמשיך ולתמוך במדיניות המסרעת הנוכחית.

5.7 הממשלה צריכה להמשיך ולתמוך במדיניות המסרעת הנוכחית, ולהמשיך ולתמוך במדיניות המסרעת הנוכחית. הממשלה צריכה להמשיך ולתמוך במדיניות המסרעת הנוכחית, ולהמשיך ולתמוך במדיניות המסרעת הנוכחית. הממשלה צריכה להמשיך ולתמוך במדיניות המסרעת הנוכחית, ולהמשיך ולתמוך במדיניות המסרעת הנוכחית.

5.8. ھۆججەت سەھىھ ئىكەنلىكىنى تەكىتلەش، ئۇنىڭ ئىسپاتىنى كۆرسىتىش، ئۇنىڭ ئىسپاتىنى كۆرسىتىش، ئۇنىڭ ئىسپاتىنى كۆرسىتىش

دېيىش، ئۇنىڭ ئىسپاتىنى كۆرسىتىش، ئۇنىڭ ئىسپاتىنى كۆرسىتىش، ئۇنىڭ ئىسپاتىنى كۆرسىتىش.

5.9. ئۇنىڭ ئىسپاتىنى كۆرسىتىش، ئۇنىڭ ئىسپاتىنى كۆرسىتىش، ئۇنىڭ ئىسپاتىنى كۆرسىتىش، ئۇنىڭ ئىسپاتىنى كۆرسىتىش

دېيىش، ئۇنىڭ ئىسپاتىنى كۆرسىتىش، ئۇنىڭ ئىسپاتىنى كۆرسىتىش، ئۇنىڭ ئىسپاتىنى كۆرسىتىش.

