



2019

Budget in Statistics 2019



Abbreviations

ADB	Asian Development Bank
ADF	Airport Development Fee
AFD	French Development Agency
AFPPD	Asian Forum for Parliamentarians on Population and Development
AIIB	Asian Infrastructure Investment Bank
BPT	Business Profit Tax
COFOG	Classification of Functions of the Government
CPI	Commodity Price Index
EIB	European Investment Bank
FAO	Food and Agricultural Organization
FBO	Foreign Business Organization
GDP	Gross Domestic Product
GEF	Global Environment Facility
GFS	Government Finance Statistics
GGST	General Goods and Services Tax
GST	Goods and Service Tax
IDB	Islamic Development Bank
IFAD	International Fund for Agricultural Development
IMF	International Monetary Fund
ISESCO	Islamic Educational, Scientific and Cultural Organization
IUTL	International Union against Tuberculosis and Lung Disease
LBO	Local Business Organization

MRDC	Maldives Road Development Corporation
NGO	Non-Government Organization
OECD	Organization for Economic Co-operation and Development
OFID	OPEC Fund for International Development
PSIP	Public Sector Investment Programme
PPP	Public-Private Partnership
SDF	Sovereign Development Fund
STO	State Trading Organization
TGST	Tourism Goods and Services Tax
UN	United Nations
UNDP	United Nations Development Programme
UNESCAP	United Nations Economic and Social Commission for Asia and the Pacific
UNESCO	United Nations Educational, Scientific and Cultural Organization
UNEP	United Nations Environment Programme
UNFCCC	United Nations Framework Convention on Climate Change
UNFPA	United Nations Fund for Population Activities
UNICEF	United Nations International Children's Emergency Fund
UNIDO	United Nations Industrial Development Organization
UNITAR	United Nations Institute for Training and Research
UNOPS	United Nations Office for Project Services
UNSD	United Nations Statistics Division
WHO	World Health Organization

Contents

1 Economic and Fiscal Outlook	1
Maldives Economic and Fiscal Outlook	2
1 Global Economic Conditions and Outlook	2
2 Recent Economic Developments of Maldives	5
3 Medium term Economic Outlook	10
Fiscal Position and Outlook	17
1 Budget Aim 2019	17
2 Medium Term Fiscal Strategy	18
3 Government Revenue	18
4 Government Budget	31
5 Budget Deficit/Surplus	49
6 Financing 2019	50
7 Government Debt	52
8 Medium term fiscal risks	54
Public Sector Investment Program	58
1 PSIP aim 2019	58
2 PSIP in 2018	58
3 Approved PSIP 2019	61
2 The Budget System and Process	77
3 Budget Summary	81
3.1 Public Fund Summary 2017-2021	82
3.2 Budget Summary and Financing 2017-2021	83
4 Government Receipts	85
4.1 Total Revenue and Grants 2017-2021	87
4.2 Economic Classification of Domestic Revenues	93
4.3 Government Revenue by AGA 2017-2021	98
4.4 Government Revenue by Office 2017-2021	100
4.5 Grant Donors 2017-2021	107
4.6 Economic Classification of Grant Revenues 2017-2021	109

4.7 Grant Revenues by Office 2017-2021	110
4.8 Economic Classification of Trust Fund Revenues 2017-2021	113
4.9 Trust Fund Revenues by Office 2017-2021	115
4.10 Loan Donors 2017-2021	118
4.11 Government Total Receipts 2019	119
5 Government Expenditure	125
5.1 Economic Classification of Government Budget 2017-2021	129
5.2 Functional Classification of Government Expenditure 2017-2021	134
5.3 Economic Classification of Domestic Budget 2017-2021	136
5.4 Government Expenditure by AGA 2017-2021	142
5.5 Government Domestic Expenditure by Offices 2017-2021	144
5.6 Government Domestic Expenditure - Recurrent & Capital by Offices - 2019	155
5.7 Economic Classification of Grants Expenditure 2017-2021	169
5.8 Grant Expenditure by Office 2017-2021	172
5.9 Economic Classification of Trust Fund Expenditure 2017-2021	174
5.10 Trust Fund Expenditure by Office 2017-2021	178
5.11 Total Budget by AGA 2019	181
6 Public Sector Investment Program	191
6.1 Public Sector Investment Program Summary 2017-2021	193
6.2 Public Sector Investment Program - Domestic Budget 2017-2021	195
6.3 Public Sector Investment Program - Loan Disbursements 2017-2021	222
6.4 Public Sector Investment Program - Grants 2017-2021	224
6.5 Public Sector Investment Program - Trust Fund 2017-2021	227
6.6 Public Sector Investment Program - Funding Summary 2017-2021	228
6.7 Public Sector Investment Program Function 2019	229
6.8 Public Sector Investment Program by Island 2017-2019	231
7 Other Projects	263
7.1 Other Projects Summary 2017-2021	264
7.2 Other Projects - Domestic Budget 2017-2021	266

7.3 Other Projects - Grants 2017-2021	268
7.4 Other Projects - Loans 2017-2021	273
8 Budget in GFS Format	275
<hr/>	
8.1 Summary of Central Government Finance 2012-2021	277
8.2 Central Government Revenue and Grants 2012-2021	279
8.3 Economic Classification of Central Government Expenditure and Net Lending 2012-2021	282
8.4 Functional Classification of Central Government Expenditure 2017-2021	284
8.5 Foreign Grants by Principal Donors 2012-2021	286
8.6 Expenditure on Major Projects Financed by Foreign Loans 2012-2021	289
8.7 Foreign Loans by Lending Agency 2012-2021	292
9 Historical Data	293
<hr/>	
9.1 Summary of Government Cash Inflow 1998-2018	294
9.2 Summary of Government Cash Outflow 1998-2018	295
9.3 Functional Classification of Government Expenditure 1998-2015	296
9.4 Public Sector Investment Program Summary 2008-2017	298
9.5 Public Sector Investment Program Function 2013-2017	299
10 Additional Information	301
<hr/>	
10.1 Ministry of Finance/ Special Budget Details 2019-2021	302
10.2 Ministry of Finance/ Pension Budget 2019-2021	306
10.3 New Policy Initiatives 2019-2021	307

EXECUTIVE SUMMARY

The 'Budget in Statistics' handbook prepared by the Fiscal Affairs Department (FAD) of the Ministry of Finance is a concise presentation of the National Budget estimates approved by the People's Majlis (Parliament) for the year 2019.

The handbook was compiled in an attempt to present the National Budget numbers in a summarized manner under the following headings:

- Maldives Economic and Fiscal Outlook
- The Budget System and Process
- Budget Summary, 2017-2021
- Government Revenues
- Government Expenditures
- Public Sector Investment Program (PSIP), 2017-2021
- Other Projects
- Additional Information
- Review of the Budget, 2017- 2021 (in GFS Format)
- Historical Data, 1999 - 2016

The Budget for the year 2019 is prepared on the basis of a medium-term framework. Hence, this publication includes actuals for 2017, revised estimates for 2018, and approved estimates for 2019, 2020 and 2021.

We would like to take this opportunity to extend our sincere gratitude to all the staff of the Fiscal Affairs Division for their commitment and effort put into this publication.

Ahmed Saruvash Adam
Chief Financial Budget Executive
Fiscal Affairs Department

Economic and Fiscal Outlook

1



Maldives Economic and Fiscal Outlook

Macroeconomic Conditions and Outlook

This section highlights the key macroeconomic conditions in 2018 and the medium term economic outlook. The government annual budget is mainly based on these economic conditions and the medium term trends. This section will go into the details of the world economy and its outlook and the Maldivian economy and its outlook for the medium term. The key economic indicators highlighted in the Maldivian context would be economic growth, inflation and trade.

This section will first look at the world economic outlook, followed by the Maldivian economic growth and key economic development indicators.

1 Global Economic Conditions and Outlook

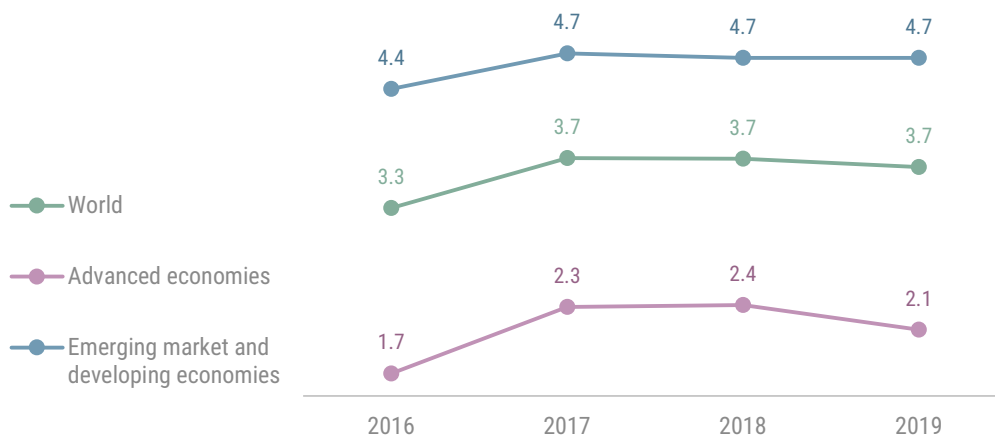
1.1 Economic growth

The International Monetary Fund (IMF) in their October 2018 publication “World Economic Outlook”, estimates that the world economic growth would generally remain at the same level as in this year in 2019. Although the world economy slowed down in 2016, it picked up pace in 2017 as illustrated in chart 1. The world economy experienced a 3.7 percent growth in 2017. The IMF estimates that the world economic growth would remain at 3.7 percent level in both 2018 and 2019. The medium term world economic growth is mainly based on the positive outlook of for developed economies and that the developing and emerging economies will maintain

their growth.

The main reason why developed economies are expected to grow in 2018 is largely due to the perceived growth of the US economy this year. As illustrated in chart 2, the US economy is perceived to experience the fastest growth among the major developed economies. This is mainly due to increased economic activities, investments and government spending as a result of the amendments to its taxation system in December 2017. As uncertainties still remain about the outcome of Brexit, major markets of the Maldivian tourism industry such as the EU and the UK economies are expected to slow down in 2018. The EU economy is expected to grow by 2.2 percent and the UK economy is expected to grow by 1.4 percent this year. The IMF forecasts that the trade tensions between the US and China

Chart 1: World Economic Growth
in %



Source: International Monetary Fund

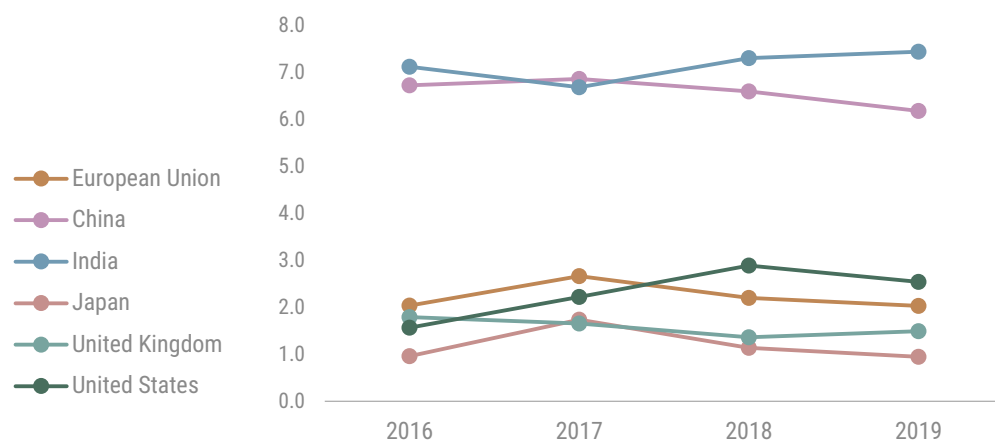
is likely to have a negative impact on the US economy, slowing down the growth of developed economies in the medium term.

However, the IMF forecasts that the emerging and developing economies will maintain their level of growth in 2018 and 2019. The main reason for this is the growth of oil and commodity exporting economies due to the rise in global oil prices. Chart 2 illustrates the growth of the two main developing and emerging economies, of which the Indian economy is expected to grow in the medium term despite China's economic slowdown.

1.2 Inflation and Commodity Prices

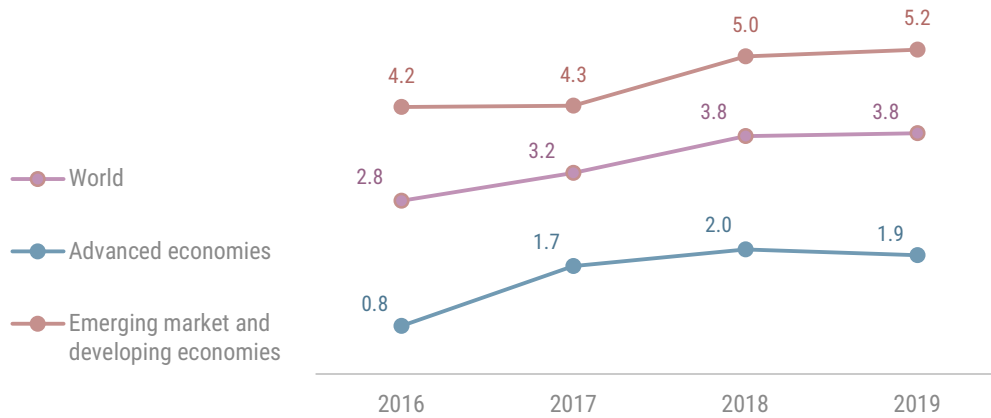
The latest IMF forecasts expect global inflation to accelerate in 2018. As chart 3 illustrates global inflation increased by 3.2 percent in 2017, and is expected to rise by 3.8 percent in 2018. While the inflation rate is expected to rise for both the developed economies and the emerging and developing economies, the momentum comes primarily from the strong acceleration in emerging and developing economies, partly as a result of the pass through of currency depreciations. Rising commodity prices, especially that of fuel

Chart 2: Growth of Advanced Economies
in %



Source: International Monetary Fund

Chart 3: Global inflation rate in %



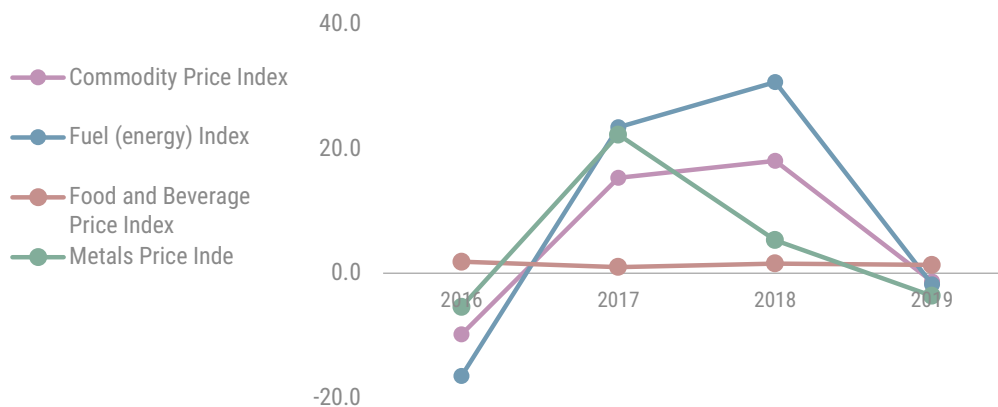
Source: International Monetary Fund

and energy also explains the rise in inflation in 2018. The IMF expects global inflation rate to remain stable at 3.8 percent in 2019.

The IMF Commodity Price Index measures the movements in the prices of commodities such as fuel, food and minerals in the international market. The index shows that commodity prices has been increasing since 2016. Chart 4 below shows that there has been a notable acceleration in fuel and energy prices in recent years. Fuel and energy prices increased by 23.4 percent in 2017 and is expected to increase by 30.6 percent in 2018.

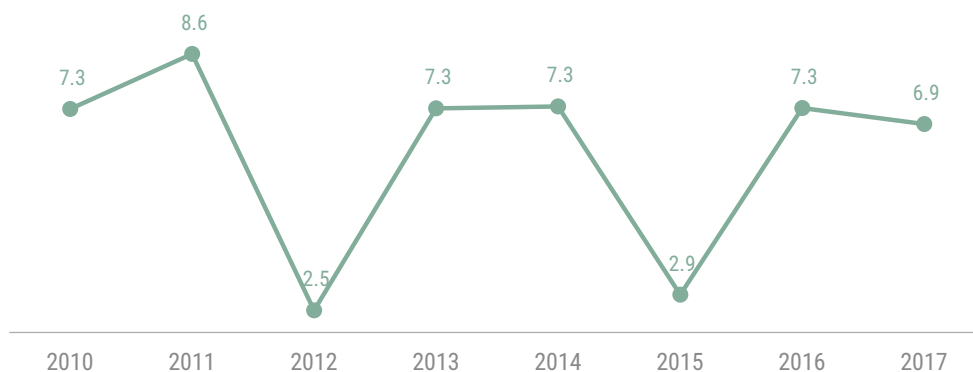
Partly as a result of the increase in fuel and energy prices, the overall commodity prices is expected to increase by 18.0 percent in 2018. As fuel and energy prices are expected to fall in 2019 the IMF expects overall commodity prices to fall in the year.

Chart 4: Commodity Price Index in %



Source: International Monetary Fund

Chart 5: Real GDP Growth
in %



Source: National Bureau of Statistics

2 Recent Economic Developments of Maldives

2.1 Economic Growth

Over the past five years, the Maldivian economy has grown every year. However, the rate at which it grew fluctuated over this period due to various setbacks faced by the global and the Maldivian economy, as illustrated by chart 5. Since the Maldivian economy is heavily dependent on the tourism sector, there would be a significant impact on the growth of the economy if there is shock to the tourism sector. Over the past five years, despite having maintained a growth rate of 7.3 percent in both 2013 and 2014, growth dropped significantly to 2.9 percent in 2015. This slowdown was largely due to the uncertainties in the political environment of the Maldives, decline in Russian tourist arrivals and the appreciation of the US dollar. Growth picked up pace to 7.3 percent in 2016 as the tourism sector picked up momentum. The same level of growth was maintained in 2017. The economy grew by 6.9 percent in that year as well. This growth is largely due to the rapid growth of the tourism and the construction and

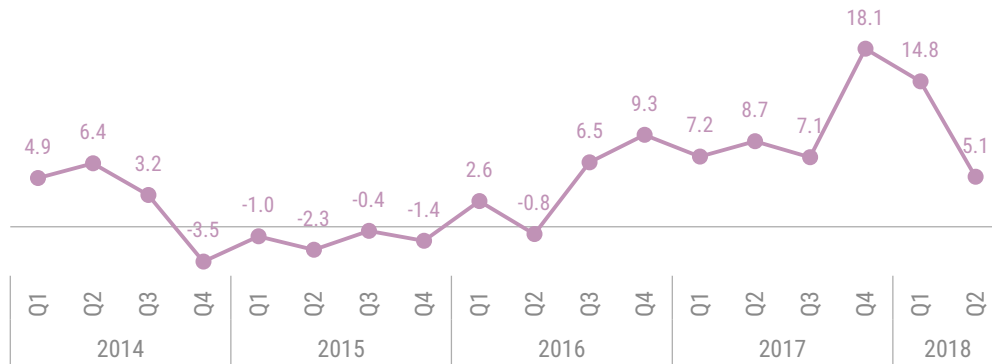
real estate sectors. In particular, the construction and real estate sector has been growing at a fast pace since 2014 and thus, increasing the sectoral contribution to growth.

2.2 Tourism Industry

The Maldivian economy is heavily dependent on the tourism industry as it directly contributes to more than 20 percent of the GDP. It is also interconnected with many other sectors in the economy. For example, transport and communication, retail and commodity trade are closely linked with the developments in the tourism sector. Therefore, the Maldivian economic growth is largely dependent on the growth of the tourism industry. The tourism sector indicators such as tourist arrivals and duration of stay are important to understand the prosperity of the economy.

Although the tourism sector growth slowed down in 2015, mainly due to the political unrest in the Maldives, slowdown of Russian tourist arrivals and the appreciation of the dollar, the sector and ultimately the economy picked up pace in 2016

Chart 6: Tourism Sector Growth in %



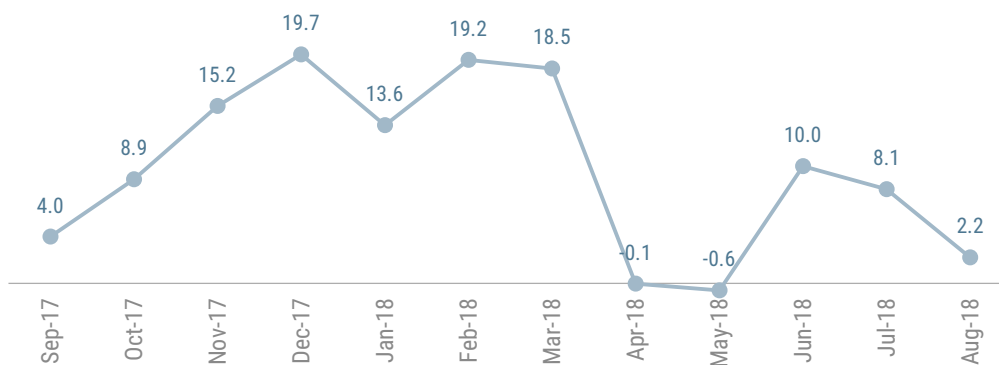
Source: National Bureau of Statistics

and 2017 as tourist arrivals and their duration of stay increased. In 2016, tourist arrivals increased by 4.2 percent and bed nights increased by 6.1 percent. The sector performed even better in 2017 as tourist arrivals increased by 8.0 percent and the tourist bed nights increased by 10.6 percent.

As of August 2018, the sector is already showing signs that it will outperform this year. Chart 6 illustrates that the tourism sector grew by 14.8 percent in the first quarter and 5.1 percent in the second quarter of this year. Chart 7 illustrates that except for April and May, tourist arrivals in 2018

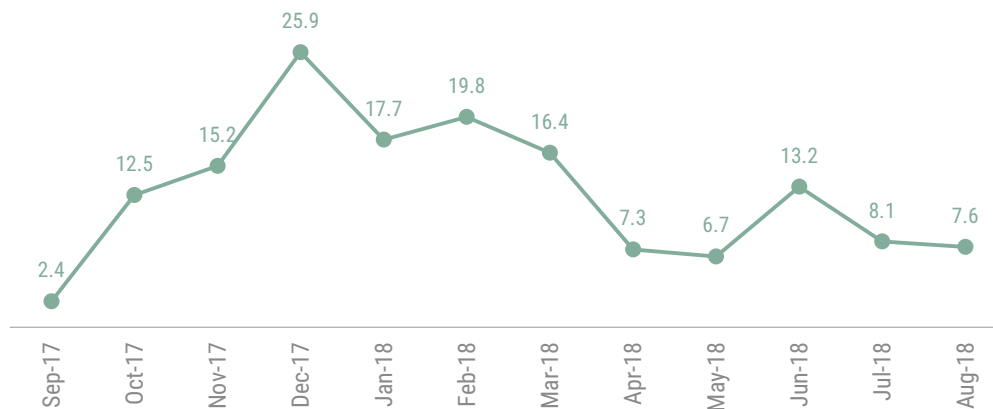
grew all months between January and August. Total tourist arrivals during this period grew by 9.1 percent as well. Tourist bed nights also increased every month during the same period as shown by chart 8, resulting in an overall increase of 12.3 percent. Although significant setbacks to the tourism industry were expected as a result of the travel advisories issued by many countries regarding the state of emergency in February 2018, the quick response from the sector to avert this minimized the impact to the sector. If the sector keeps up this momentum, especially during the “peak-season”, the tourism sector is expected

Chart 7: Tourist Arrivals in %



Source: Ministry of Tourism

Chart 8: Bednights growth
in %



Source: Ministry of Tourism

to grow significantly in 2018.

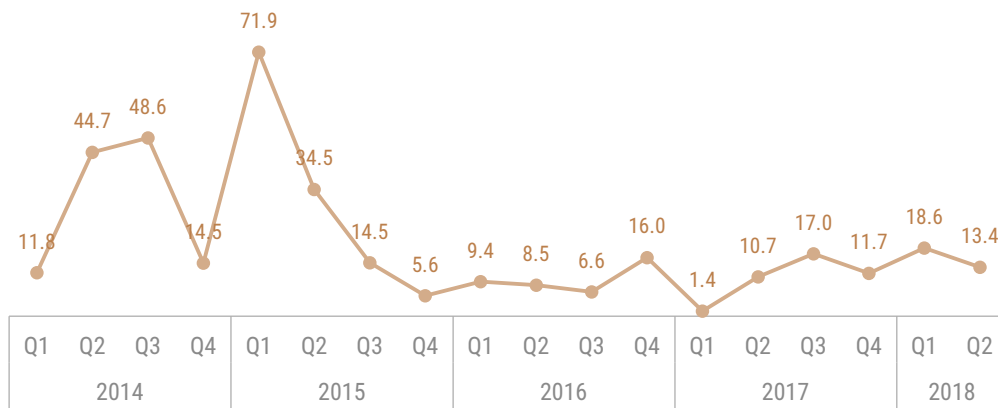
Among the markets that originate tourists to the Maldives, the European market experienced the largest growth in 2018 as it had been for the past few years. European tourist arrivals grew by 12.4 percent in 2017 while it grew by 15.3 percent between January and August of 2018. Among the major European markets, the fastest growth in arrivals has been seen for the Italian and Russian markets similar to 2017. As of August 2018, tourist arrivals from Italy increased by 19.1 percent, while tourist arrivals from Russia increased by 21.5 percent. Contrary to the European market, the Chinese market which contributes to more than 20 percent of the total tourist arrivals have been declining since 2015. Tourist arrivals from China declined by 9.8 percent in 2016 while this figure further decreased by 5.5 percent in 2017. Chinese tourist arrivals were 7.4 percent lower in the period January to August 2018 compared to that of the same period of last year. Therefore, the annual figure on Chinese tourist arrivals is also expected to continue on this decreasing trend. Further research needs to be conducted and relevant measures need to be taken as 2018 registered the

fourth consecutive year of this decline, despite China being the largest outbound market in the world.

2.3 Construction

The construction sector has been the fastest growing sector in the economy over the past four years. In 2014 the construction sector real GDP grew by 28.5 percent with a further acceleration in growth of 27.2 percent in 2015, followed by a growth of 10.1 percent in 2016 and 10.2 percent in 2017. So far in 2018, construction sector real GDP grew by 18.6 percent in the first quarter and 13.4 percent in the second quarter, as illustrated in chart 9 below. This growth has come primarily from the major public infrastructure projects being carried out by the government, such as the China-Maldives Friendship Bridge project, Dharumavantha Hospital project, the Velana International Airport Upgrading project, and the Hulhumale' Phase II development project. The acceleration in housing development by the public and private sector is another contributory factors. Furthermore the past few years has seen resort

Chart 9: Construction sector real GDP growth in %



Source: National Bureau of Statistics

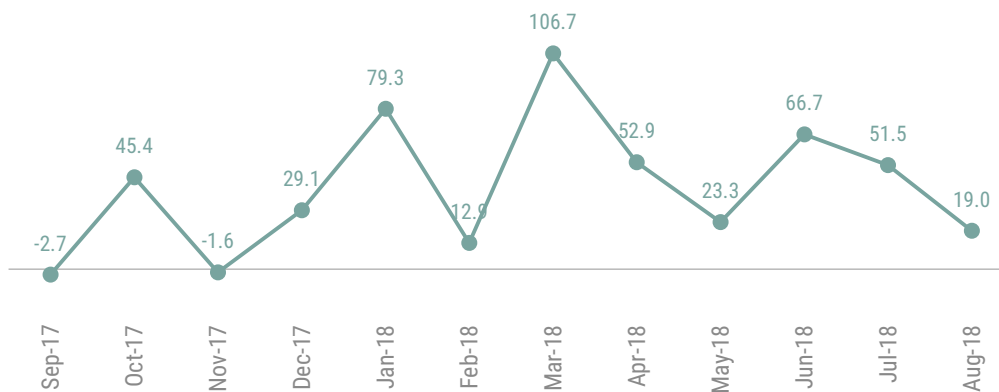
developments gain pace, with record amounts of new beds coming into the market over the past two years.

The main indicator to gauge the performance of the construction sector during the year is the import of construction material, as most of the construction materials used in the Maldives are imported. Chart 10 below illustrates the growth in imports of construction material (wood, metal, cement & aggregates) over a 12 month period beginning from September 2017. From January to August 2018, the total value of construction

materials imported increased by 47.2 percent compared to the same period of last year. In using this statistics it should be noted that the increase in value of imports may come as a result of both an increase in the volume of imports as well as an increase in price.

The medium term performance of the sector is likely to depend on the level of public investment in housing and other infrastructure developments as well as the private sector investment in resort development. A number of major infrastructure projects undertaken by the government has

Chart 10: Imports of Building Materials % change



Source: Maldives Customs Service

reached completion in 2018, while the remaining projects are expected to be completed in the next few years. As such, while the construction sector is expected to maintain substantial growth in to the medium growth, this is expected to decelerate relative to the past few years. Furthermore, the public investments are not expected to keep pace with the past years as the infrastructure scale up of recent years has been largely financed through debt and going forward this limits the ability to raise further debt to finance infrastructure developments.

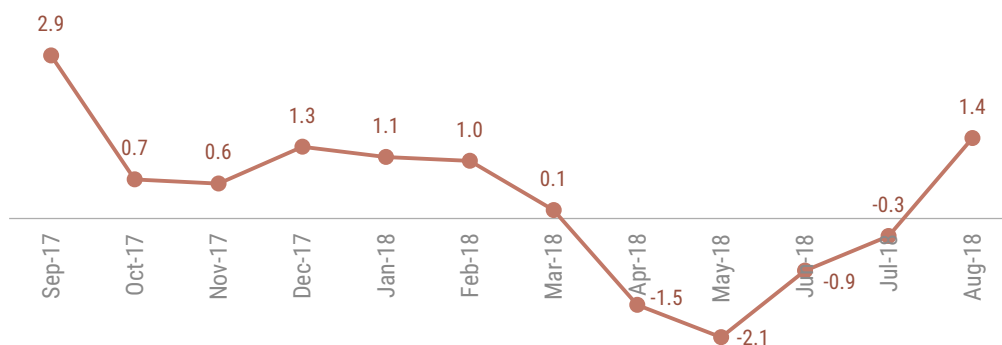
2.4 Inflation

Inflation is measured using the percentage change in the consumer price index (CPI) of the country. The CPI is compiled using a basket of goods and services that is consumed by an average household in the country. Although the rate of inflation decreased in 2016, it increased the following year. The inflation rate stood at 0.5 percent in 2016 while this figure increased to 2.8 percent in 2017. The main reasons for these changes include the revision of the food subsidies

on staple foods in October 2016 and the revision of import duties on tobacco and energy and fizzy drinks in February 2017. As annual inflation rate is measured by the percentage change in the 12-month average of CPI, policy changes can have a base effect on the annual inflation rate from year to year.

Chart 11 illustrates the annual inflation rates for 12 months from September 2017. It is important to note that the country underwent a period of deflation from April to July during the period of January to August 2018. This means that the average price levels of goods and services decreased in the country during this year compared to that of the previous year. The main groups that contributed to this decrease include “Food”, “Housing, water, electricity and other fuels” and “Furnishing and household equipment”. The main reasons for this decrease in the rate of inflation include the harmonizing of tariffs on electricity throughout the country in March 2018 contributing to the decrease in the general price levels of the atolls, and the reduction in the prices of staple foods by the State Trading Organization (STO) in the same month.

Chart 11: Change in CPI Inflation
year on year change



Source: National Bureau of Statistics

3 Medium term Economic Outlook

3.1 Economic growth

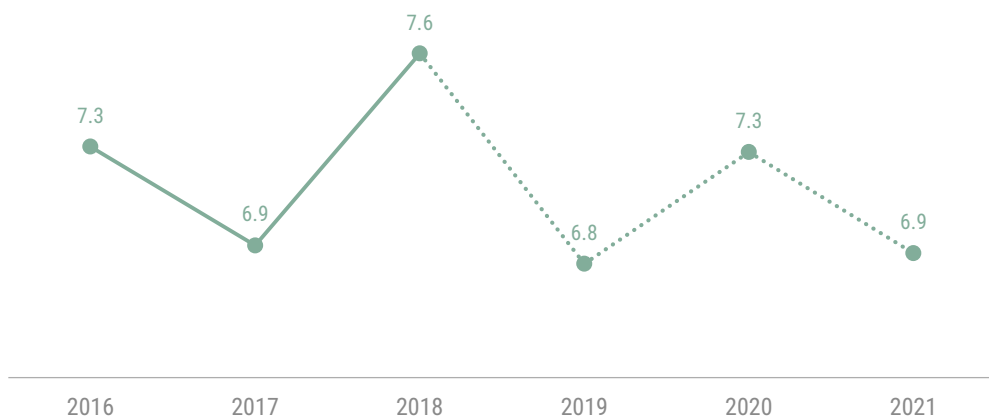
Medium term growth is forecasted during the budget process based on the previous and the current year figures. The government annual budget is then based on these forecasts.

Chart 12 illustrates the current forecasts for the medium term growth. The estimated growth for the year 2018 is 7.6 percent. The revised estimate for growth is 1.6 percentage point higher than the forecasts made in October 2017. The main reason for this improved growth is the rapid growth of the tourism industry in 2018. Despite the travel advisories issued by government of several key markets due to the state of emergency imposed amidst the political unrest in February 2018, the mitigation measures taken by the tourism industry minimized the negative impact on the growth of the sector. Therefore, it is now believed that the industry will continue on its growth trend this year. In addition, a lot of the other major industries such as transport and communication heavily rely

on the tourism industry and therefore, improved performance of the tourism sector would mean that the performance of these industries would also improve. The construction and real estate sector is also expected to grow further as a lot of the ongoing infrastructural developments are either completed or in the process of being completed.

The medium term economic outlook forecasts a steady growth with an expected growth of 6.8 percent in 2019, 7.3 percent in 2020 and 6.9 percent in 2021. Medium term growth forecasts are mainly based on tourism sector growth estimates. The growth of the tourism sector is closely connected to the Velana International Airport development project. The completion of the new runway and the scheduled completion of the airport terminal project in the near future is expected to increase the volume of tourist arrivals as the number and frequency of flights to the country is expected to increase. In order to meet this additional demand, the number of registered beds are also expected to increase from the supply side. Along with the tourism sector growth, simultaneous growth of the transport and communications sector and

Chart 12: Medium term growth in %



Source: Ministry of Finance / Maldives Monetary Authority

retail trade is also expected. Since most of the ongoing infrastructural developments will be completed within the next few years, growth of the construction sector is likely to slow down during this period. Despite this, the economic benefits of the infrastructural developments and housing is expected to realise and along with the growth of transport, retail trade and real estate sectors in the medium term.

3.2 Nominal GDP

The medium term nominal GDP forecasts are shown in chart 13. Current forecasts for 2018 show that the nominal GDP is MVR 82.5 billion. This is a MVR 5.1 billion increase from the estimates made in October 2017. The current forecasts are generally higher than the medium term forecasts made last year. The current forecast estimates that the nominal GDP in 2019 is expected to be at MVR 90.2 billion. The main reason for this is the faster-than expected growth in the medium term.

Furthermore, the GDP deflator or the general price level of the goods and services produced in the

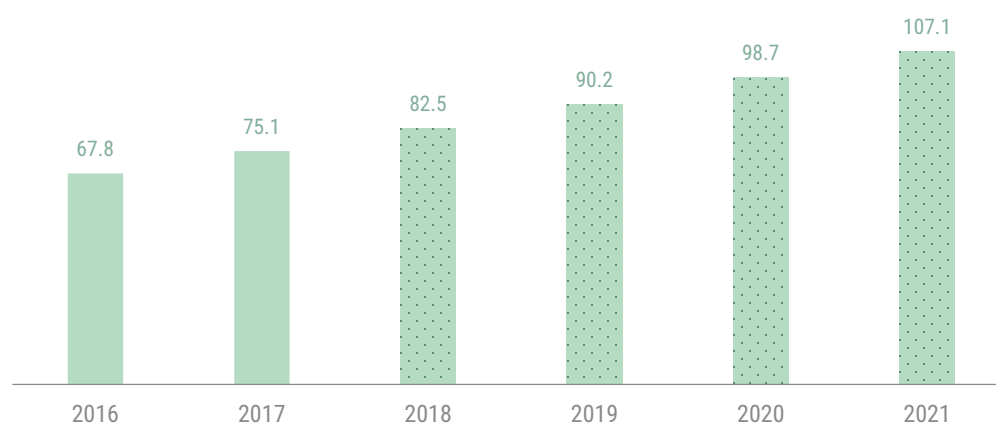
economy is also expected to increase. However, GDP deflator growth is forecasted to be lower than the previous years. The main reason is because new beds are expected to become operational in the following years, slowing down the increase in tourism sector prices. In addition, the prices of oil and other commodities are not expected to increase further in the medium term.

3.3 Inflation

Chart 14 illustrates the inflation forecasts for Maldives for the medium term. For 2018, with negative inflation in the first four months of 2018 and the impact of the revisions to the water, electricity and food prices in the year, the average annual inflation rate for 2018 is estimated to be -0.7 percent.

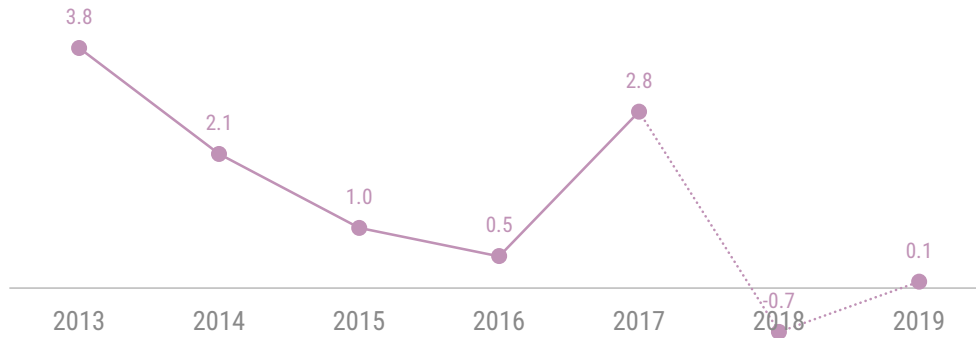
After April 2019 when the base effect from the revision to the food, electricity and water prices in 2018 wanes, inflationary pressures could increase. However, Maldives being a heavily import dependent country, the general price levels depends largely on global prices, especially fuel

Chart 13: Nominal GDP Forecasts
in billions MVR



Source: Ministry of Finance / Maldives Monetary Authority

Chart 14: Inflation forecast
in %



Source: Ministry of Finance / Maldives Monetary Authority

and energy prices. The latest forecasts anticipates global commodity prices including food, energy and fuel to decline in 2019. As such the average annual inflation rate for 2019 is expected to be 0.1 percent in the year.

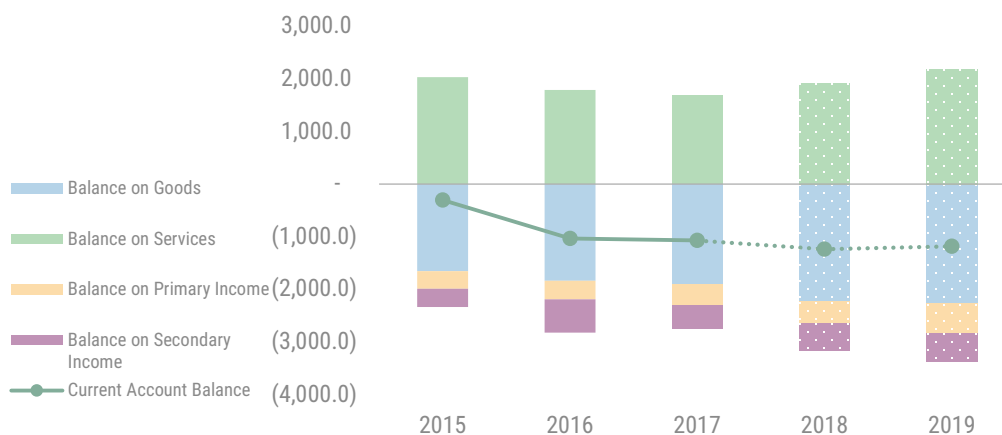
MMA forecasts that current account deficit will be USD 1,234.6 million by the end of 2018 and USD 1,182.1 million by the end of 2019. This represents a current account deficit-to- GDP ratio of 23.1 percent for 2018, and 20.2 percent for 2019.

3.4 Balance of Payments and International Reserves

The balance of payments estimates are made by the Maldives Monetary Authority based on the information available as of 5 November 2018. The

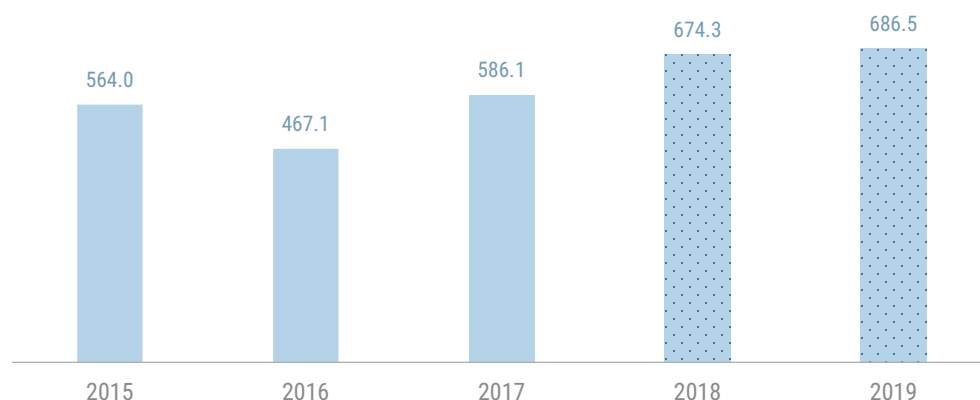
Looking at trade in goods, export of goods are expected to increase by 5 percent in 2018, representing a total value of USD 335.7 million. The total value of exports in 2019 is expected to be USD 357.0 million. The main reason for this increase is the projection for jet fuel prices to increase leading to a higher value of jet fuel exports. In terms of

Chart 15: Current Account Balance
in millions USD



Source: Maldives Monetary Authority

Chart 16: Gross International Reserves
in %



Source: Maldives Monetary Authority

imports of goods, it is estimated that USD 2,571.9 million worth of goods will be imported in 2018 and USD 2,632.2 million worth of goods will be imported in 2019. One reason for this increase is that the projected increase in fuel prices in the global market, which would increase the value of imports of fuel. Furthermore it is assumed that the value of imports for construction material and equipment would increase. (Refer to chart 15)

As for developments in trade in services, it is estimated that in 2019, USD 1,396.1 million worth of services will be imported, while USD 3,580.8 million worth of services will be exported by the Maldives. Receipts from exports of services in 2019 includes an estimated USD 3,252.4 million from export of tourism services, which is an increase of 9 percent compared to 2018. This is mainly based on the expectation that the total tourist bed-nights will increase in 2019.

Gross international reserves is expected to be USD 674.3 million by the end of 2018 and USD 686.5 million by the end of 2019. (Refer to chart 16)

3.5 Medium term risks to the Economy

The biggest risk to the Maldives economy in the short to medium term is the economy's dependence on a single industry. The tourism sector directly accounts for around 25 percent of the GDP of Maldives. Indirectly the production in sectors such as transport, communication and trade are closely connected with the performance of the tourism sector. As such any disruptions to the tourism sector reverberates through the entire Maldives economy. The current medium term growth forecasts are based on the assumption that no disruptions would occur in the tourism sector from domestic or external events.

While Europe and China remains the two main source markets for Maldives tourism, over the past two years growth has mainly come from the European market. Notably 2017 marked the biggest increase in tourist arrivals from Europe over the past ten years. In comparison, the Chinese market has suffered three consecutive years of substantial decline in arrivals and this trend is expected to continue in 2018. At this point in time when the industry is particularly dependent

on arrivals from Europe, any events that affects arrivals from Europe poses the biggest short term risk to the tourism sector. While the prospects for the European economy remains healthy, any event that could trigger a slowdown would affect the outflow of tourists from the region. In the near terms European economies faces risks from the possible failure of reaching a “Brexit” deal and the trade measures taken by the United States. Furthermore if Chinese arrivals continue to decline unabated, and if new markets for Maldives tourism are not sought, the increase in dependence on fewer markets for Maldives tourism may increase the risks faced by the sector.

While over the past ten years the tourism sector output has contracted on three years, two of these has coincided with years where when the country faced domestic political disturbances. The medium term tourism forecasts are based on the assumption that domestic political events would not create any disruptions over the period. Domestic political disturbances can be detrimental to the tourism sector performance and the economy in general.

As a country dependent on imports for most commodities consumed, prices in the Maldives are dependent on international prices, especially the price on fuel and energy. As such, the medium term outlook for underlying inflation in the economy will be determined by global prices. While fuel and energy prices has increased in 2017 and 2018, prices are expected to be contained in the medium term. Global fuel and energy prices are vulnerable to geopolitical and economic shocks. However if global prices increase over the medium term this would affect prices in the Maldives economy. Furthermore domestic policy

changes such as revisions to import duties, GST, subsidies and the exchange rate could bring one off changes in inflation over the short term.

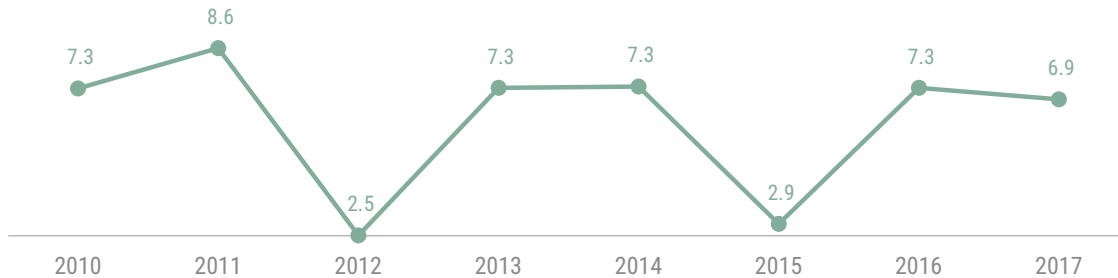
In the past three years, due to the major infrastructure projects being carried out by the government, import of construction related materials increased greatly. This contributed to the worsening of current account deficit. At such a circumstance, any reduction in tourist arrivals, reducing tourism receipts would severely worsen the current account deficits. This would increase the pressure on the exchange rate peg, and lead to a drawdown of reserves.

Macroeconomic shocks could also pose risks to the public finances, as a major share of the government revenue comes directly and indirectly from the tourism sector. As such any disruption to the tourism sector could potentially affect government revenue. Even in a scenario of a revenue shortfall, containing expenditure and deficits would prove difficult. Reducing recurrent expenditure would be challenging in the short term. Furthermore, strict enforcement of austerity measures during a recession could further exacerbate the recession.

Summary of Maldives Economic Outlook

Despite the economy slowing down in 2015, it improved in 2016 and maintained at the same level in 2017...

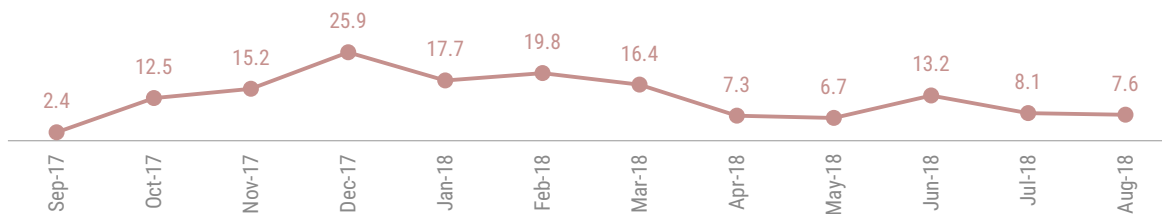
in %



Source: National Bureau of Statistics

Tourist Bed nights have increased by 12.3 percent in 2018 as of August...

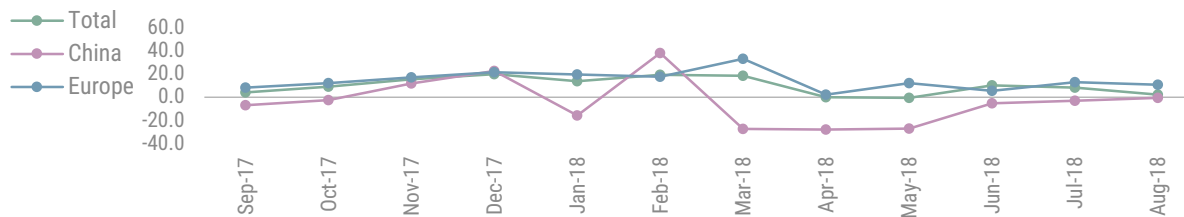
year on year growth, in %



Source: Ministry of Tourism

While European tourist arrivals are increasing, Chinese tourist arrivals are decreasing...

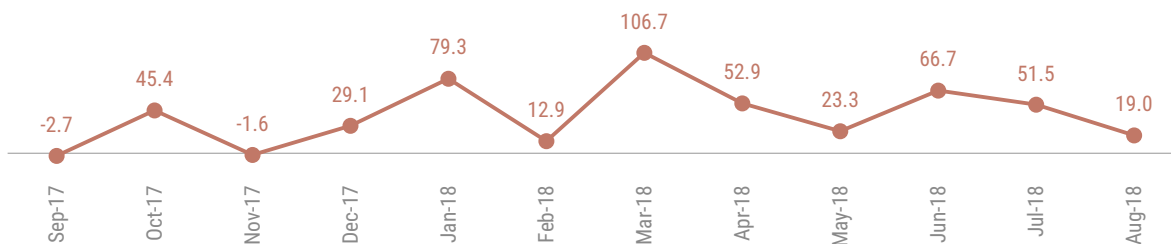
year on year growth, in %



Source: Ministry of Tourism

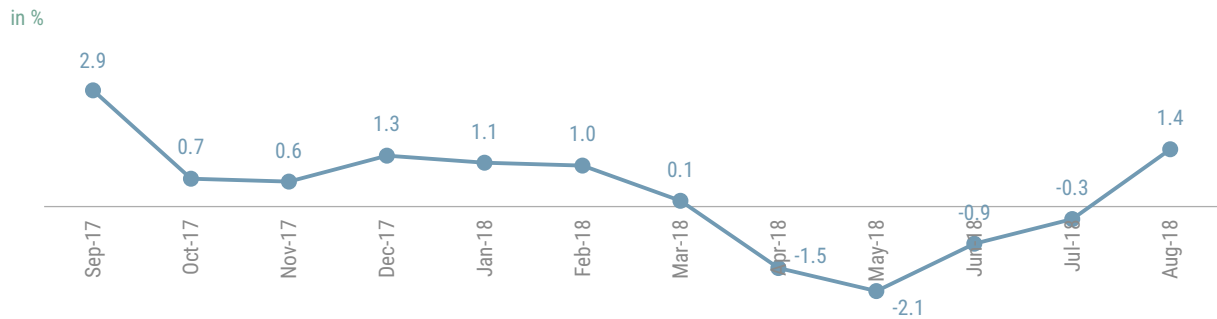
Construction material imports have increased by 47.2 percent during the first eight months of 2018...

year on year growth, in %



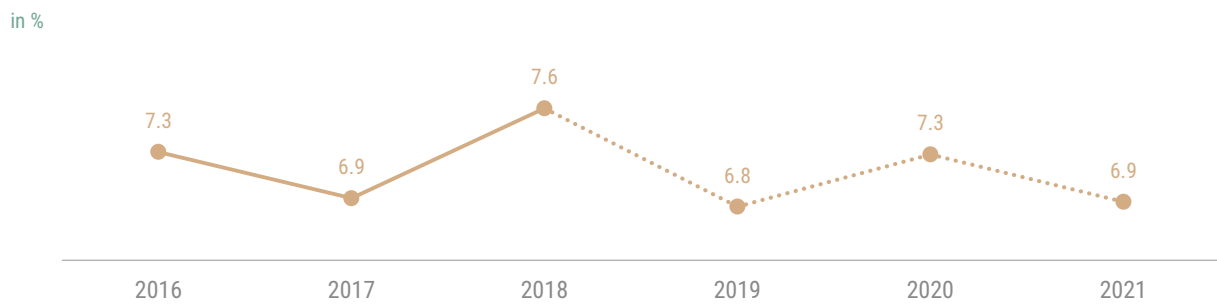
Source: Maldives Customs Service

The annual inflation figure is expected to be low as country went through a period of deflation for several months...



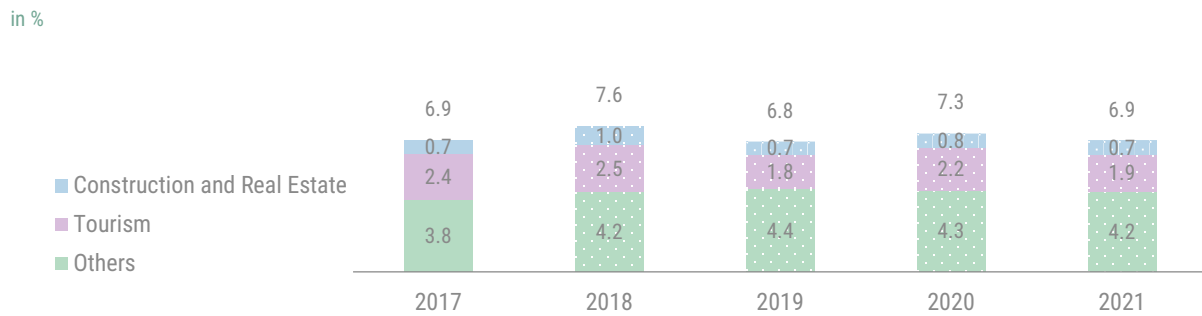
Source: National Bureau of Statistics

Medium-term Economic growth is expected to be at around 7.2%...



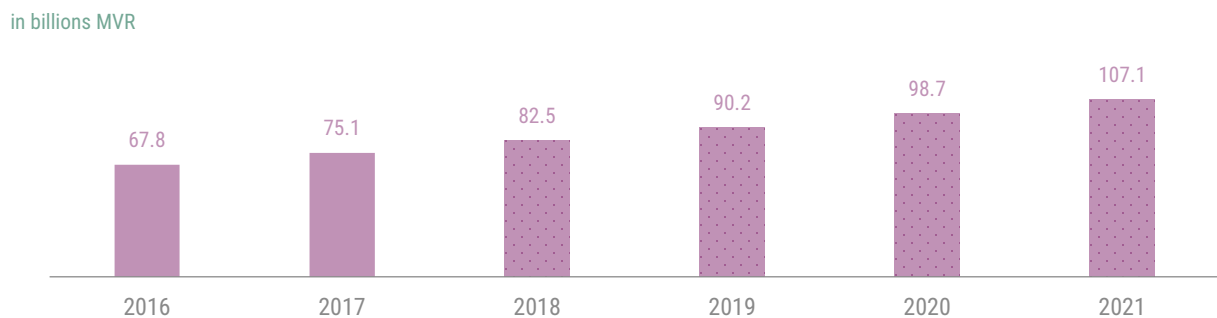
Source: Ministry of Finance / Maldives Monetary Authority

Medium-term growth is mainly based on the tourism industry...



Source: Ministry of Finance / Maldives Monetary Authority

2018 Nominal GDP is expected to reach MVR 82.5 billion.



Source: Ministry of Finance / Maldives Monetary Authority

Fiscal Position and Outlook

This statement highlights the current fiscal or budget position and the fiscal outlook of Maldives. This statement indicates the aims and goals to be achieved through the use of the budget. The statement also includes details on the latest revisions and changes to forecasts of revenue and grants and expenditure of the current year, and the initial forecasts of revenue and grants and expenditure targets for the budget 2019. Furthermore, the statement looks at the budget deficit and debt, and also the means of financing the budget for the year.

1 Budget Aim 2019

The 2019 budget was proposed at a period of transition to the newly elected government of Maldives. The proposed budget was prepared in accordance with the plans and policies of the then president-elect Ibrahim Mohamed Solih.

Budget 2019 aims to begin efforts of the new government to fulfill the pledges in the “*Jazeera Raajje*” manifesto. In this regard, some pledges of the “*Jazeera Raajje*” manifesto has been included in this budget.

The budget 2019 paves the way to reach “*Jazeera Dhiriulhun*” by making allocations in the budget to solve the most pressing economic and social constraints faced in islands. As such, a number of new PSIPs for water and sanitation, and harbour projects has been included in the budget 2019.

Further, to encourage “*Noo Iquthisaadu*”, this budget would give additional support to enhance the benefits from economic activities in Maldives. As such, the government shall continue its investments in infrastructure projects. Since 2019 is the first fiscal year for the new government, plans have been made in the 2019 budget for investments that would benefit the economy and

government revenue in the medium term. Hence, spending on tourism promotion will be increased thereby boosting different segments of the tourism sector and diversifying economic activities. This in turn would likely benefit government revenue in the medium term.

Moreover, space has been given in this budget to complete the current large scale infrastructure projects and to ensure that the benefits of the created assets are realised within the year. Although a new government has been elected, the current large scale investment projects shall be carried on as to pass on welfare from completed projects to the public as soon as possible.

Allocations has been made in the budget 2019 for upcoming services that would begin as a result of the completed large scale projects and projects that will be completed in 2019. The budget 2019 has allocated spending for operation of Dharumavantha Hospital and new airports.

In addition to this, the 2019 budget has prioritised enhancing quality of services provided to the public. Although the budget centres on improving efficiency of all areas, the budget specifically focuses on spending to enhance healthcare services. Through these efforts, the services to

the public can be improved upon and expanded.

The 2019 budget only includes some of the work of the new government. Since the strategic action plan of the “*Jazeera Raajje*” manifesto would be prepared during 2019, how the pledges in the manifesto is implemented within the presidential term would be known during the year. Further, the physical work of pledges and its results would be seen in future budgets.

2 Medium Term Fiscal Strategy

The Ministry of Finance prepares a fiscal strategy in order to formulate the fiscal policy. This strategy is submitted to the People’s Majilis on July of each year.

The fiscal strategy prepared for 2019 to 2021 intends for the budget deficit to gradually reduce in the medium term and reach a budget surplus within the next five years. In order to maintain the support of the fiscal policy in economic growth, the strategy opts to gradually reduce the budget deficit instead of abruptly aiming to achieve a surplus. This would enable continued support of the fiscal policy in maintaining the growth in the construction sector stemming from government investments in large scale infrastructure projects.

For the deficit path to be maintained and the fiscal policy to be shaped in this manner, the rate at which government expenditure increases must be maintained and spending efficiencies must be gained. Moreover, to increase budget credibility, it is important to introduce budget virement rules in to the legal framework of preparing and utilising the budget. Furthermore, improvements need to

be brought to the current efforts made to increase efficiency of the fiscal policy and public finance management. Therefore, reforms need to be made in these areas of public finance management in the medium term.

3 Government Revenue

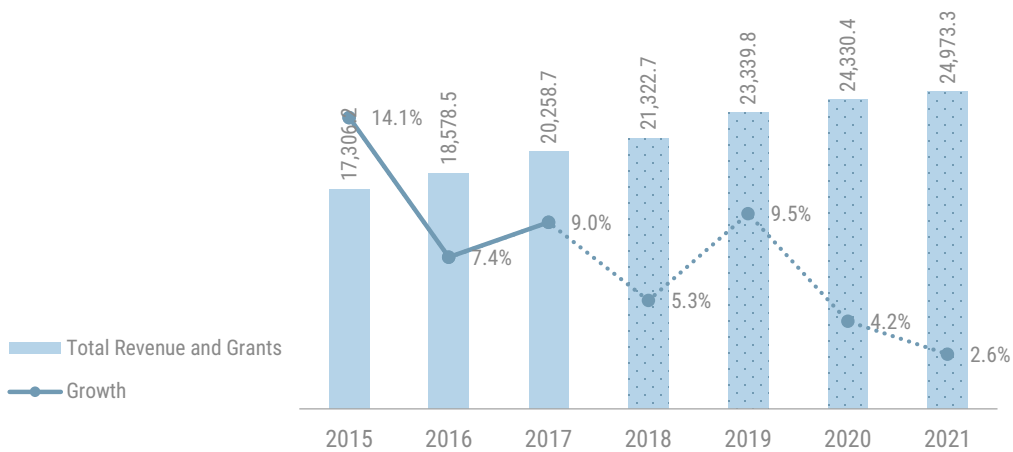
The main source of inflow for spending comes from revenue realised by the state. Revenue is also one of the most important tools in the fiscal policy. Economic incentives can be influenced with the use of the revenue policy. Furthermore, the revenue policy can enable the redistribution of income. Revenue, especially tax revenue, represent participation of the people in operating the government and thereby the state. Therefore, implementing sustainable revenue measures is important to improve the efficiency of the economy and the fiscal framework year by year.

The state mainly receives tax revenue and non-tax revenue as income. In addition, income is also received from trust funds and grants.

3.1 Changes in Revenue

With the introduction of a modern tax system and the efforts in implementing new revenue measures, the revenue of the government has increased year by year. Although the rate of increase in revenue has varied over the years due to various challenges to the economy, on average, the revenue growth for the past five years has been 12.9%. However, the rate of growth of revenue and grants has fallen vis-à-vis the economic growth.

Chart 17: Total Revenue and Grants
in millions MVR



Source: Ministry of Finance

This requires action following a comprehensive study on the reason for the slowdown in growth. (Chart 17)

However, revenue to GDP ratio is expected to decline from 2016. (Chart 18)

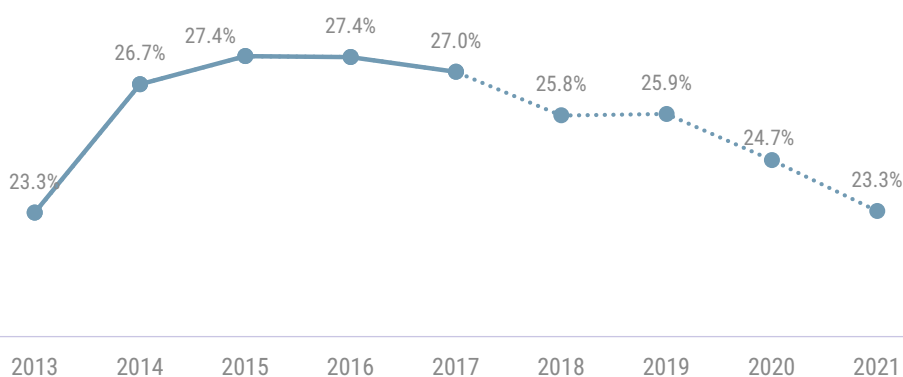
3.2 Revenue to GDP ratio

Since the introduction of the modern tax system, the government revenue as a percentage of GDP has increased consistently. The contributors to this revenue growth include the introduction of new taxes and fees, increasing tax rates and the broadening of the tax base over the years.

3.3 Revenue in 2018

Revenue and grants (including new revenue measures) forecasted in the 2018 approved budget is MVR 22,400.7 million. This includes MVR 16,301.0 million as tax revenue and MVR 5,366.0 as non-tax revenue and MVR 733.7 million as grants. The only new revenue measure included in the 2018 budget was the additional revenue from

Chart 18: Revenue and Grants as a % of GDP
in %



Source: Ministry of Finance

amendments to the BPT and GST acts proposed with the 2017 supplementary budget. However, as these amendments has been withdrawn as to better understand the impact of the amendments to the economy with the assistance of the IMF, the 2018 revenue is now expected to be MVR 700 million less than initial forecasts.

The revised revenue and grants for 2018 includes MVR 15,363.1 million as tax revenue and MVR 5,556.4 million as non-tax revenue. Furthermore, revised forecasts for grants is MVR 577.8 million.

3.3.1 Revenue compared to 2017

It is estimated that the revenue for 2018 would increase by 5.3% compared to 2017. The expected increase is mainly due to the rise in economic growth, higher than expected growth of the tourism sector and the realisation of revenue for the full year in 2018 from new revenue measures implemented in the previous year.

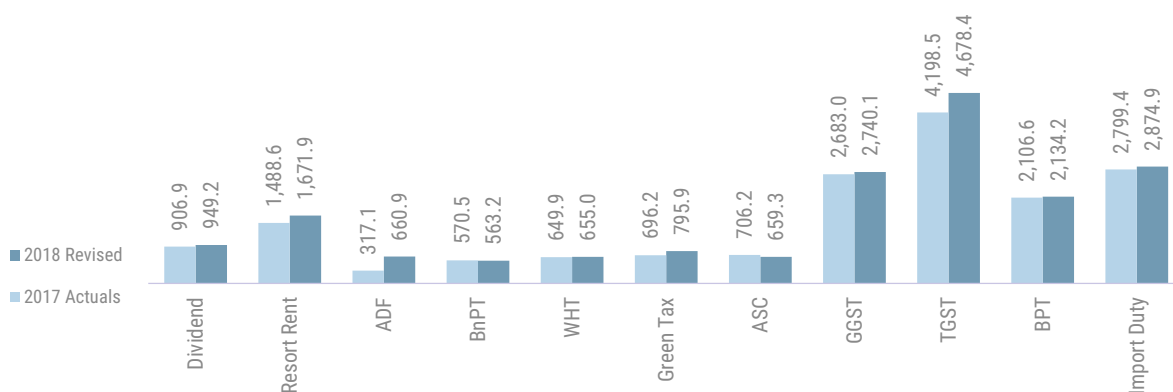
It is estimated that by the end of 2018, revenue received from taxes would increase by 4.2%

and non-tax revenue would increase by 5.5% compared to 2017.

Revenue from taxes is expected to increase as a result of higher than expected growth of the tourism sector. The revised forecasts for tourist arrivals and tourist bed nights in 2018 are 7.4% and 11.1% respectively. This would directly increase TGST, airport service charge and green tax, and indirectly increase GGST and BPT.

Revenue from non-tax revenue is estimated to increase compared to 2017 mainly as revenue from airport development fees would be realised for the full year in 2018. In addition, revenue from resort lease rent is also expected to grow as new resorts began operating in 2018. Furthermore, dividends from state owned enterprises have also increased through the changes brought to the dividend policy. However, land acquisition and conversion fee is expected to be lower than 2017 this year. (Chart 19)

Chart 19: Main components of revenue, 2017 actuals and 2018 revised in millions MVR



Source: Ministry of Finance

3.3.2 Revenue compared to initial forecast

The revised forecasts for revenue in 2018, is expected to stand at MVR 21,322.7 million. This is 4.8% lower than initial forecasts for the year. This is mainly because tax revenue is expected to fall as new revenue measures proposed for the year were withdrawn. The revised non-tax revenue is expected to remain consistent with the initial forecasts even though the major non-tax revenue (dividends and resort lease rent) is now expected to be lower than initial forecasts.

The initial forecasts of revenue and grants for 2018 consisted of MVR 16,301.0 million in tax revenue. However, revised tax revenue is now expected to be MVR 15,363.1 million. This is a result of the loss of revenue (MVR 700 million) due to the withdrawal of amendments to BPT and GST even though the tourism sector improved during the year. The revised forecast is now 5.8% lower than initial forecasts.

Non-tax revenue is expected to be 0.2% higher than initial forecasts for 2018. However, of the major contributors to non-tax revenue, dividends

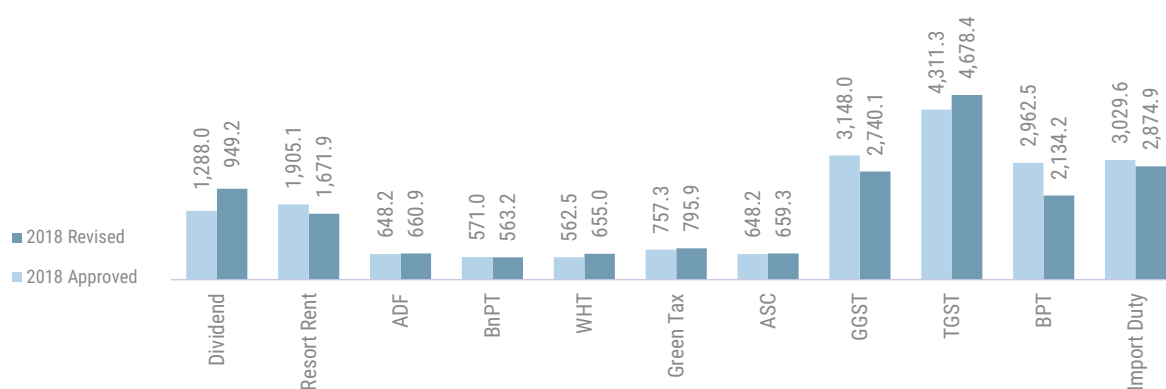
is now expected to be lower than initial forecasts. Although profits of SOEs increased, dividends were not paid as expected due to liquidity constraints resulting from significant investments made by SOEs during the year. Furthermore, revised estimates for resort lease rent is lower than initial forecasts as many resorts planned to be opened during the year extended their construction period, thereby delaying rental payments.

3.3.3 Main Components of Revenue

Import Duty

Even though initial forecasted revenue from import duty was MVR 3,029.6 million, the revenue is now estimated to decrease by 5.1% and is expected to stand at MVR 2,874.9 million by the end of this year. However, the revised estimates are 2.7% higher than revenue received in 2017. The main reason for this is the rise in prices of imports due to the rise in global commodity prices and the increase in the volume of imports during the year. The fall in revenue compared to initial forecasts is due to the shortfall in expected volume of imports

Chart 20: Main components of revenue, 2018 approved and revised estimates in millions MVR



Source: Ministry of Finance

during the year and the fall in revenue resulting from the amendment brought to the Maldives Export Import Act to reduce import duty of fuel from 10% to 5% in 2017.

Business and Property Taxes

Major contributors of business and property taxes include BPT, withholding tax and bank profit tax.

MVR 2,134.2 million as revised BPT estimates is 28.0% lower than initially forecasted. Initial BPT estimates included MVR 500 million as additional revenue to be received from amendments brought to the BPT act. However, since this amendment was withdrawn, revenue would now fall by MVR 500 million. Nevertheless, the revised estimates is 1.3% higher than revenue received in 2017. As BPT is paid by taxpayers based on profits of 2017, the rise in BPT compared to 2017 is indicative of a rise in economic growth and increased business performance during the year 2017. Hence, the first interim payment for 2018 was higher than the second interim payment of 2017.

Even though BPT increased compared to revenue realised in 2017, revised estimates of revenue from Bank Profit Tax (BnPT) is 13.3% lower than receipts in 2017. Furthermore, the revised forecast is 1.4% lower than the initial forecast of BnPT, which was also forecasted 12.1% lower than revenue in 2017. Like BPT, BnPT is also based on profits of banks in the previous year. Hence, the decline in BnPT shows that profits of banks in 2017 was lower than profits in 2016.

Moreover, it is now estimated that withholding tax (WHT) receipts would be 16.4% higher than

initial forecast. This is also an increment of 14.8% compared to MVR 570.5 million received in 2017. This shows an increase in WHT declared and timely payments of WHT by taxpayers. This also indicates an increase in services acquired from overseas by businesses operating in Maldives.

Goods and Services Tax

The two components of Goods and Services Tax are the general goods and services tax and the tourism goods and services tax.

The revised revenue estimate from GGST for the end of 2018 is 13.0% lower than MVR 2,740.1 million initially forecasted as receipts from GGST for 2018. The initial forecast includes MVR 200 million as additional revenue to be received with the amendments brought to the GST act. Since the decision to bring these amendments has been withdrawn, this revenue is now not expected to be realised during the year. However, revised estimated for 2018 is still expected to rise by 2.1% compared to receipts in 2017. This is mainly driven by the rise in sales of businesses due to anticipated growth in nominal GDP in the current year.

Although receipts from TGST initially forecasted for 2018 was MVR 4,311.3 million, the revised revenue estimate from TGST for the end of 2018 is MVR 4,678.4 million. This is an increment of 8.5% compared to the initial projection as both tourism bed nights and tourist arrivals are now expected to be higher than was initially estimated. Tourism bed nights is now expected to increase by 11.1% and as a result, revised forecast for TGST is expected to increase by 11.4% compared

to receipts in 2017.

Other Taxes and Duties

Major revenue contributors in other taxes and duties are airport service charge and green tax. Revenue from this category is now expected to increase by 1.6% compared to initial estimates. The revised estimates are also 2.7% higher than revenue received in 2017. This is due to the higher than expected growth in the tourism sector compared to both initial forecasts and performance in 2017. Therefore, revised estimates of green tax is expected to rise by 14.3% compared to the previous year and by 5.1 compared to initial forecasts.

Revenue from airport service charge is expected to be lower than receipts in 2017 as outstanding ASC receipts were received during 2017 under the new airport taxes and fees act (Law number 29/2016) ratified in 2016. Nevertheless, receipts from airport service charge is expected to improve by 1.7% compared to the initial forecast.

Fees and Charges

Revised estimate of MVR 1,401.8 million as fees and charges for 2018 is 11.3% higher than the initial forecast for the year. Airport development fee and resident permits are the major contributors to revenue received in this category. As tourist arrivals increased during the year ADF is now expected to rise by 2.0% compared to initial estimates. Likewise, resident permit is also expected to increase by 6.3% by the end of

the year. ADF revised forecasts for 2018 is also 108.4% higher than receipts in 2017 as ADF would be realised for the whole year this year. Moreover, resident permit is now expected to increase by 8.8% compared to last year.

Property Income

The initial projection for revenue from property income was MVR 2,135.3 million, which was 9.5% of total revenue and grants. The majority of this revenue comes from resort lease rent. Revenue from resort lease rent is now expected to fall by 12.2%, from the MVR 1,905.1 million initially forecasted to MVR 1,671.9 million. During the year, a significant number of rent payers opted to extend their construction period, which in turn extended the date at which rent payments should start. As a result, construction period extension fee is now expected to increase compared to initial forecasts by 36.7% by the end of the year. However, as new resorts began operation during the year, resort lease rent is expected to rise by 12.3% compared to 2017.

Interests and Profits

Initial forecast of total interest and profits for 2018 was MVR 1,286.9 million. However, revenue is now expected to fall to MVR 949.2 million by the end of the year. This is a 26.3% decline compared to the initial forecast. This is mainly due to the difficulties in paying dividend by SOEs in accordance with the dividend policy as liquidity requirements has grown due to the large infrastructure projects carried out by these companies. The shortfall in overall

revenue from interests and profits was also felt as MACL was granted a 3 year exemption in paying dividends. Still, interests and profits received is expected to increase by 4.7% compared to 2017.

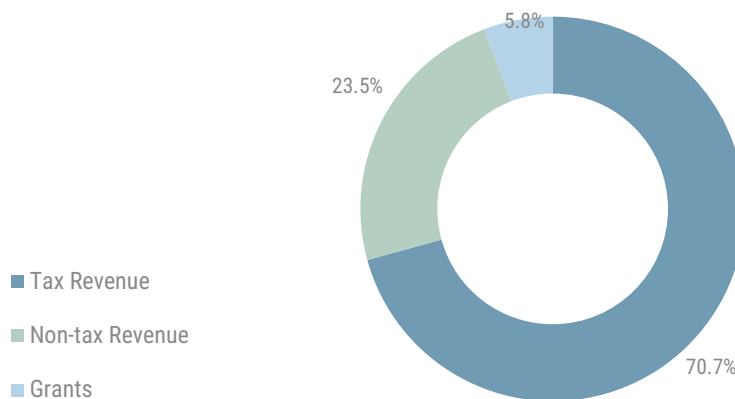
Grants

The approved budget for 2018 includes a projected amount of MVR 33.4 million to be received as cash grants and MVR 700.6 million to be received as project grants. The current estimate is, by the end of this year, the receipts from cash grants and project grants would decline to MVR 55.6 million and MVR 524.8 million respectively.

3.4 Revenue in 2019

The approved total revenue and grants for 2019 is MVR 23,339.8 million. This includes MVR 16,506.5 million as tax revenue, MVR 5,648.7 million as non-tax revenue and MVR 1,353.0 million as grants. This is inclusive of revenue received from trust funds.

Chart 21: Composition of revenue and grants 2019
in %



Source: Ministry of Finance

The estimated revenue and grants for 2019 is 9.5% more than the revised revenue and grants for 2018. Revenue are expected to increase due the expected rise in tourism revenue stemming from the forecasted economic growth of 6.8% for 2019. 34.2% of total revenue and grants are direct revenue received from the tourism sector.

No new revenue measures were proposed and approved in the 2019 budget. Likewise, no notable changes to revenue were proposed and approved in the 2019 budget. However, inflows from grants, specifically cash grants, was increased by MVR 300 million when the budget was approved by the Parliament. (Chart 21)

3.4.1 Main Components of Revenue

Import Duty

It is estimated that MVR 3,183.8 million would be received from import duties in 2019. This is an increment of 10.7% compared to 2018. A major contribution to the revenue flows from goods, fuel and food imported for use in the tourism

and the construction sector. As imports from these categories is expected to increase in 2019, import duties are expected to rise compared to revised 2018 estimates. Furthermore, revenue is also expected to increase in 2019 from expected increase in world commodity prices. (Chart 22)

Business and Property Taxes

MVR 3,451.4 million is expected to be received from business and profit taxes in 2019. This is an increment of 1.9% compared to revised estimates for 2018.

The main component of business and property taxes is business profit tax (BPT). Initial estimates of BPT revenue for 2019 is MVR 2,172.1 million, which is a 1.8% rise compared to revised revenue receipts in 2018. In 2019, BPT would be paid based on profits of 2018. Hence, the reason for the rise in the projected revenue is due to higher economic growth in 2018 compared to the previous year, and the increased effectiveness of prevention measures taken to tackle risks to the tax system. Moreover, revenue from withholding

tax is expected to stand at MVR 674.0 million, which is an increase by 2.9% compared to revised revenue estimated for 2018.

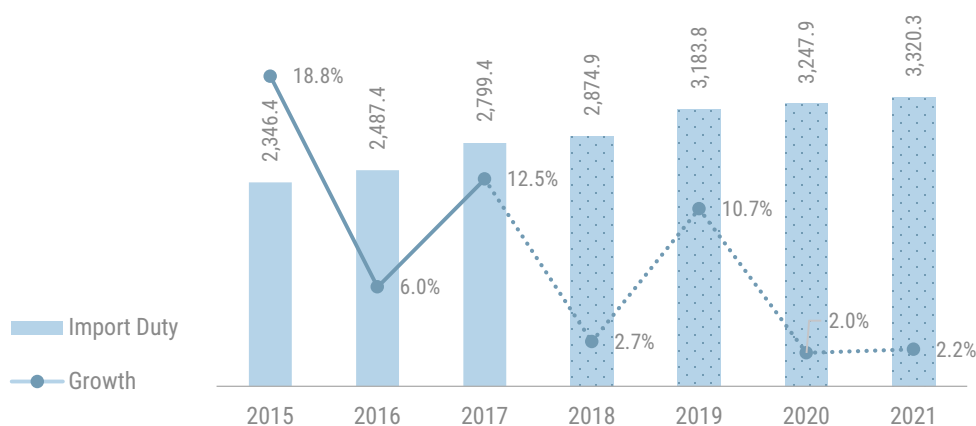
Initial forecast for revenue from the second main contributor in this category, bank profit tax, is MVR 566.8 million. No significant improvements for 2019 forecasts for bank profit tax is seen as bank profits are expected to remain consistent during the year 2018. (Chart 23)

Goods and Services Tax

The revenue from GGST is estimated to be MVR 2,998.9 million in 2019. This is 9.4% higher than the revised estimate for 2018. Since GGST projections are prepared based on nominal GDP growth rates, the GGST revenue is expected to increase in line with the 9.3% increase in nominal GDP projected for 2019.

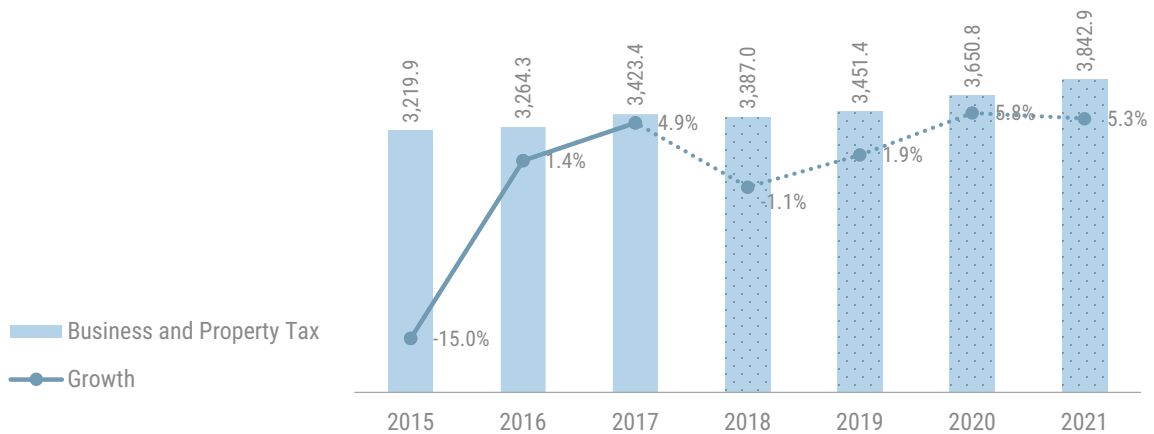
Moreover, the expected revenue from TGST for 2019 is MVR 5,039.5 million. This is an increase of 7.7% compared to 2018 revised forecast, as both tourist arrivals and bed nights are to grow by 6.1%

Chart 22: Trends in receipts from import duty, 2015-2021
in millions MVR



Source: Ministry of Finance

Chart 23: Trends in receipts from business and property taxes, 2015-2021 in millions MVR



Source: Ministry of Finance

and 8.0% respectively. (Chart 24)

main contributors are also forecasted to increase in 2019 from 7.0% and 5.4% compared to revised 2018 estimates. (Chart 25)

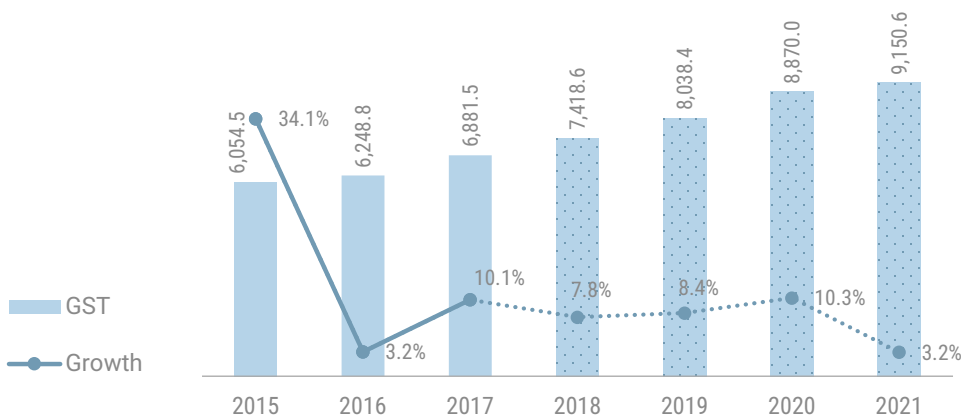
Other taxes and duties

Revenue from other taxes and duties are expected to increase by 9.3% compared to 2018 revised estimates. The major contributor in this category is green tax. As tourist arrivals in 2019 is estimated to increase by 8.0%, initial forecast for 2019 for green tax is expected to grow to MVR 892.7 million from MVR 795.9 million revised forecast for 2018. Airport service charge and remittance tax, the next

Fees and Charges

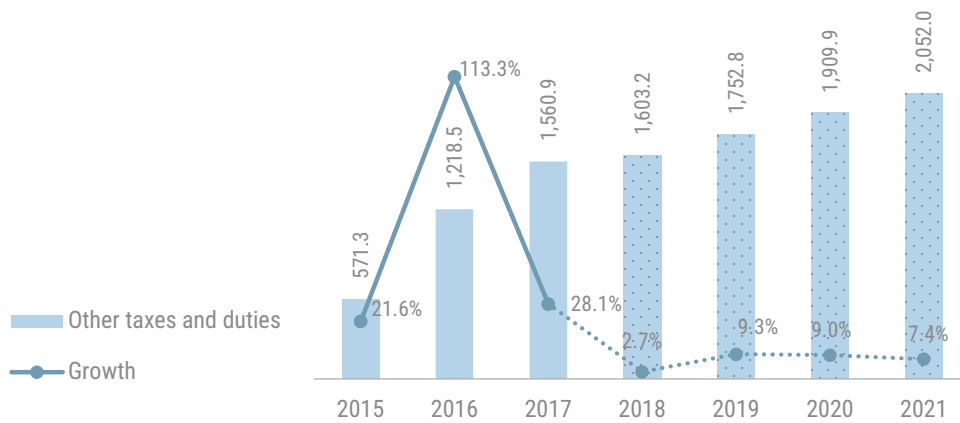
Forecast for revenue in 2019 for this category is MVR 1,398.1 million. This is a decline of 0.3% compared to 2018 revised estimates. The main contributor in fees and charges is airport development fee, whose collection began as savings for repayment on the loans taken for the

Chart 24: Trends in receipts from GST, 2015-2021 in millions MVR



Source: Ministry of Finance

Chart 25: Trends in receipts from other taxes and duties, 2015-2021 in millions MVR



Source: Ministry of Finance

development of Velana International Airport. Initial forecast for airport development fee is expected to increase from MVR 660.9 million to MVR 705.6 million in 2019 as tourist arrivals are expected to grow during the year. (Chart 26)

2019 and enforcement of collection of outstanding resort land rent is expected to be carried out in the year, it is projected that Resort Land Rent would increase by 11.0%. (Chart 27)

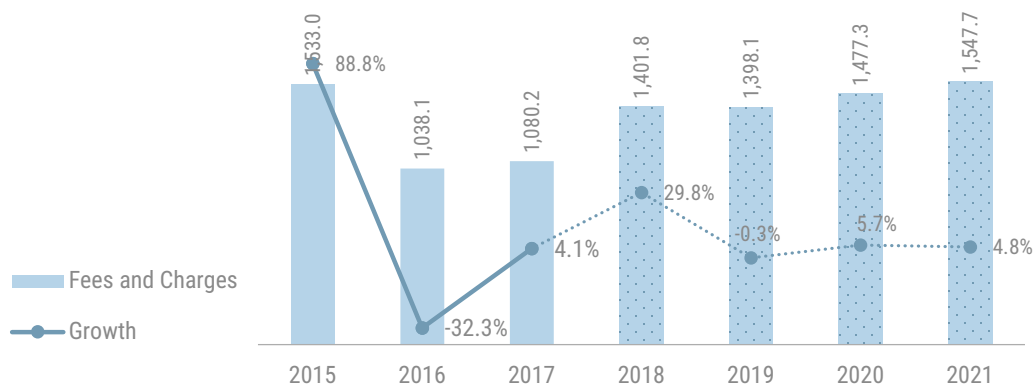
Property Income

Tourism land rent is the major contributor for property income. The estimated revenue from Resort Land Rent is MVR 1,855.8 million. As several new resorts are expected to be opened in

Interests and Profits

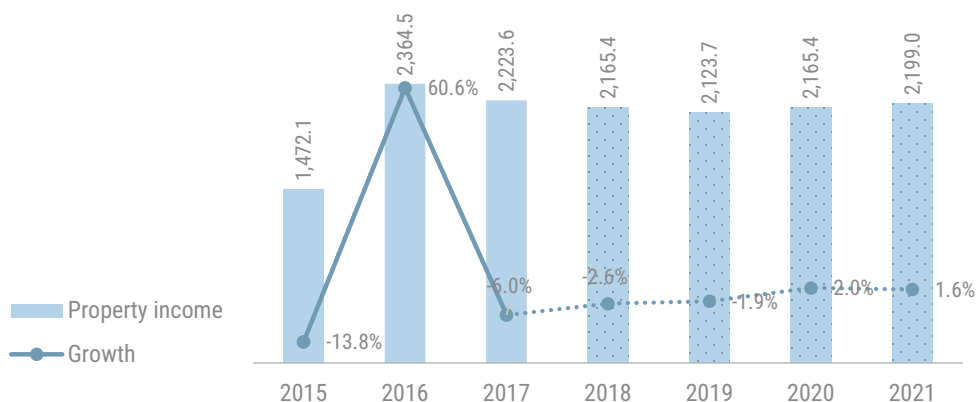
It is estimated that dividends from SOEs under this category would be MVR 892.7 million in 2019. Since sufficient time would have passed for SOEs to become accustomed to the changes to the dividend policy brought in 2017, and SOE

Chart 26: Trends in receipts from fees and charges, 2015-2021 in millions MVR



Source: Ministry of Finance

Chart 27: Trends in receipts from property income, 2015-2021
in millions MVR



Source: Ministry of Finance

profits are expected to increase in 2018, dividends are likely to increase in 2018. Most significant dividend payers in 2019 are Dhiraagu, MWSC and ST0. According to the dividend policy, all SOEs excluding banks are required to declare 60% of profits as dividend. (Chart 28)

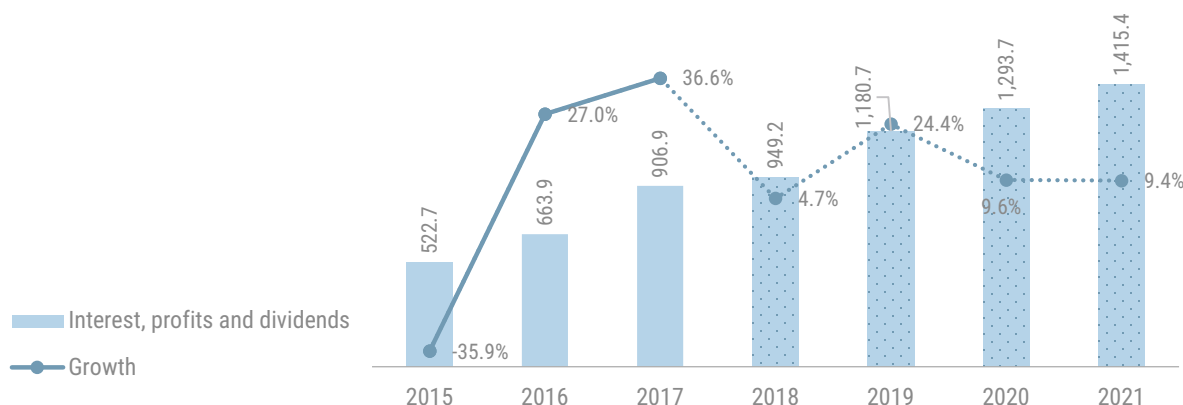
million to be received as project grants. Of project grants, MVR 335.5 million is for ongoing projects and MVR 320.2 million is for new projects to be carried out after grants are secured. Moreover, cash grants include MVR 639.2 million to be acquired from various multilateral and bilateral organisations.

Grants

The budget for 2019 estimates MVR 1,353.0 million to be received as grants. This include cash grants of MVR 640.9 million and MVR 712.1

When Budget 2019 was approved, an additional MVR 300 million was included to be received as cash grants.

Chart 28: Trends in receipts from interests and profits, 2015-2021
in millions MVR



Source: Ministry of Finance

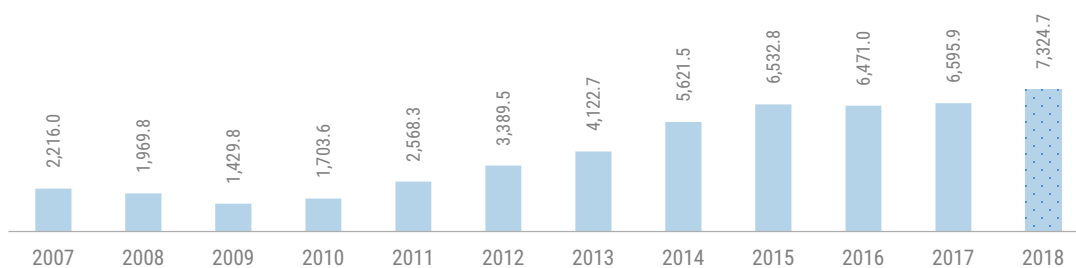
Information Box 1: Government revenue from tourism sector

The main source of financing government expenditure is through generating domestic revenue. Revenue from tourism sector plays a vital role in the Maldivian economy. Since the introduction of a modern tax system in the Maldives, the revenue directly received from the tourism sector has increased drastically.

Since the first resort opening in 1972, tourism sector has contributed the highest revenue to the system. Hence, the development of the sector over the years has contributed to the positive growth in revenues over the decade. Hence, the development of the sector has significantly contributed to the positive growth in revenue over the years. On average, revenues from tourism sector from the period 2007 to 2017 has increased from MVR 2.2 billion to MVR 6.6 billion.

Figure 1.1: Direct revenues from tourism sector, 2007-2018

in millions MVR



Source: Ministry of Finance

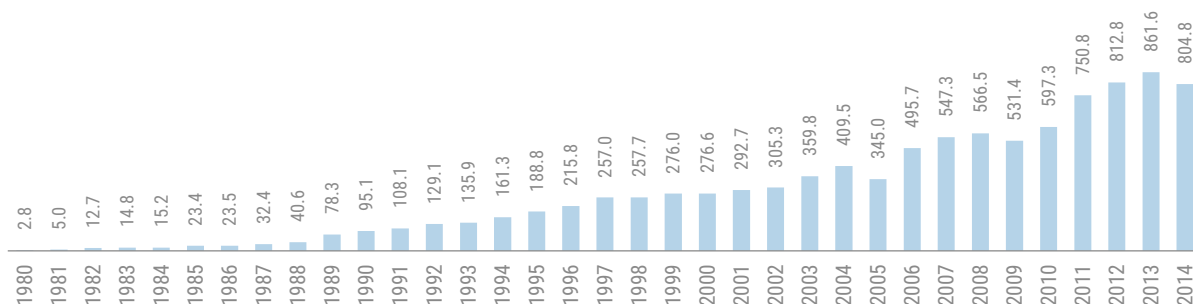
Sources of revenue received directly from tourism sector includes Tourism Tax (Bed Tax), Tourism Goods and Services Tax (TGST), Resort Lease Rent, Lease Period Extension Fee and Green Tax. Revenue from tourism sector in 2017 accounts for 32.6 percent of total revenue for the year.

Tourism Goods and Services Tax (TGST)

TGST is the revenue source that generates the highest revenue from an individual category. It had generated close to MVR 4.2 billion in 2017, accounting for 20.7 percent of the year's total revenue. Revenue from TGST increases year by year with the development in the sector. TGST is charged at 12 percent effective 2014.

Figure 1.2: Tourism tax receipts, 1980-2014

in millions MVR



Source: Ministry of Finance

Tourism Tax

Tourism tax has been in place since the early years of tourism in Maldives. However effective 2014, this tax has been abolished and up to this date it had generated over MVR 10.0 billion as revenue to the government.

Green Tax

While tourism tax was abolished in 2014, green tax was introduced in its place in 2015. This tax is charged the same way as tourism tax. Tourist resorts, tourist hotels and tourist vessels charge USD 6 per night per head whereas guesthouses pay USD 3. Revenues from Green Tax for 2017 was MVR 696.2 million.

Resort Lease Rent

Tourism Lease Rent is accounted as one of the highest revenue generating sources from the tourism sector. Revenues from Resort Lease Rent was at MVR 1.5 billion in 2017. Resort Lease Rent was initially taken from the bid value proposed, however with the introduction of taxes, changes were brought to how the fees were calculated. As such, the calculation of this fee was changed and was implemented to be based on the land area of resorts instead of prices set by bidding.

Lease Period Extension Fee

This fee was collected based on the decision to offer extensions to the lease based on the initial agreement and allow to extend the lease period up to 50 years. Furthermore, in according to an amendment to the Maldives Tourism Act that followed, the tourism lease period can now be extended up to 99 years. As of this year, government has received up to MVR 2.1 billion as revenue from this fee. The revenue from lease period extension varies from year to year. During initial years, a higher revenue was received as many resorts sought to extend their lease period. However extensions up to 50 and 99 years has not received much interest from the market.

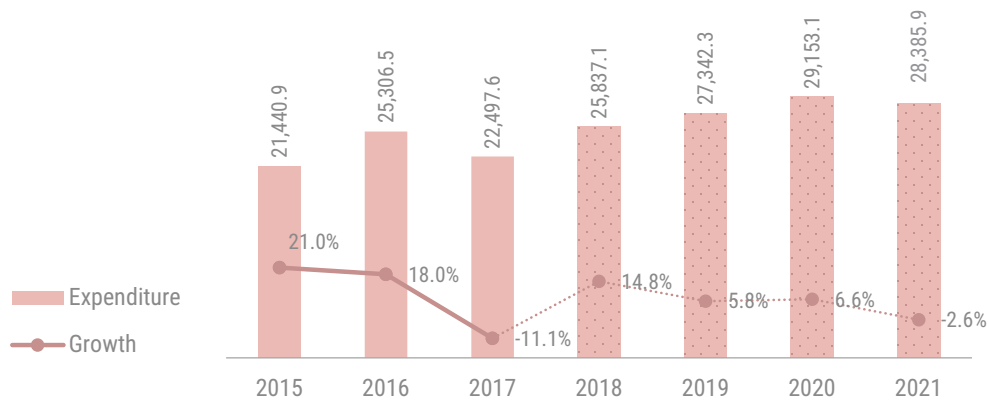
Other Fees

Effective 2017, new fees were introduced in tourism sector. This includes "Tourism Administration Fee" and "Construction Period Extension Fee".

Revenue from tourism sector largely depend on changes in tourist arrivals and trends in tourism sector. Tax revenues can especially be more susceptible to the changes in the tourism sector. In this regard, the 2004 Indian Ocean tsunami and the 2009 global financial crisis had huge impact on the tourism sector, and as a result revenues in these years show a decline.

Government revenues from other sources are indirectly linked to tourism sector. A huge percentage of imports are for tourism sector, and therefore any changes in tourism sector brings changes to revenue from import duties. Further, the highest payers of BPT and WHT are companies based in tourism sector. Hence, the tourism sector is a key source of indirect revenues received to the government as well.

Chart 29: Trends in expenditure, 2015-2021
in millions MVR



Source: Ministry of Finance

4 Government Budget

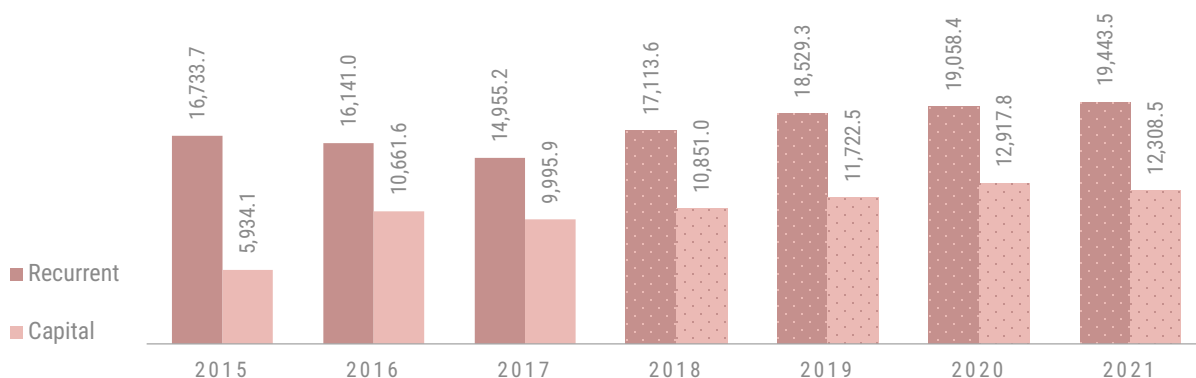
The government expenditure is primarily spent towards public services, social protection and public infrastructure development. In addition, the government spends on debt amortisations and contribution to international financial institutions.

Government budget and government expenditure are two different concepts. Government expenditure includes transactions that are considered as expenditure under the Government Finance Statistics (GFS) reporting standards.

Transactions such as repayment of the principal amount of loans is not considered to be part of expenditure under this standard. In accounting, these repayments would be recorded in the Balance Sheet. Such transactions are included in the government budget. The budget is calculated by adding government expenditure and other cash outflows not considered as part of expenditure.

Government expenditure is categorized as recurrent and capital expenditure. Recurrent expenditure includes, among others, expenditure on public administration, public services, social

Chart 30: Trends in recurrent and capital expenditure, 2015-2021
in millions MVR



Source: Ministry of Finance

security and subsidies. Capital expenditure primarily includes development and infrastructure projects and capital investments that would maximise revenue.

4.1 Changes in Government Expenditure

The government expenditure has expanded over the recent years with the changes in government policies. Although government expenditure declined with the measures taken to maintain expenditure in 2017, government spending in 2018 has risen to a level similar to the years before 2017. Expenditure increased in 2018 as a result of the changes brought to the salary structure and the rise in recurrent expenditure due to the completion of development projects. Furthermore, government expenditure on public infrastructure projects has expanded rapidly in recent years.

Expenditure is likely to increase in the medium term as spending on employees and administration of offices, and on development projects is expected

to increase. The new recurrent programs that were proposed by offices in 2019 would also increase expenditure in the medium term. Moreover, the completion of large scale infrastructure projects that were carried out in recent years would also increase the operating and maintenance costs when those assets become operational. (Chart 29 and 30)

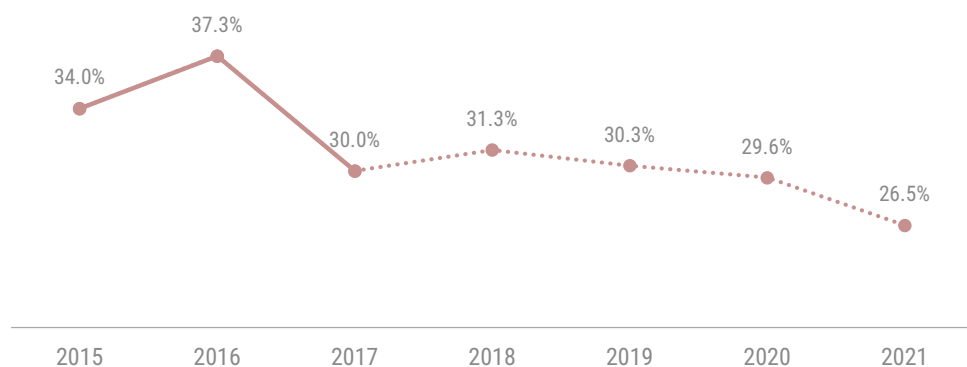
4.2 Expenditure to GDP ratio

Government expenditure as a ratio of nominal GDP has been increasing since 2014; primarily due to the institutional changes in government administration. This trend is likely to pause in 2017, with the ongoing efforts to reduce recurrent expenditure, and the continuous growth of the Maldives economy (Chart 31).

4.3 Budget Utilisation 2018

The approved expenditure for 2018 was MVR 27,966.5 million, of which 57.4% (MVR 16,066.2

Chart 31: Expenditure as a percentage of GDP, 2015-2021
in millions MVR



Source: Ministry of Finance

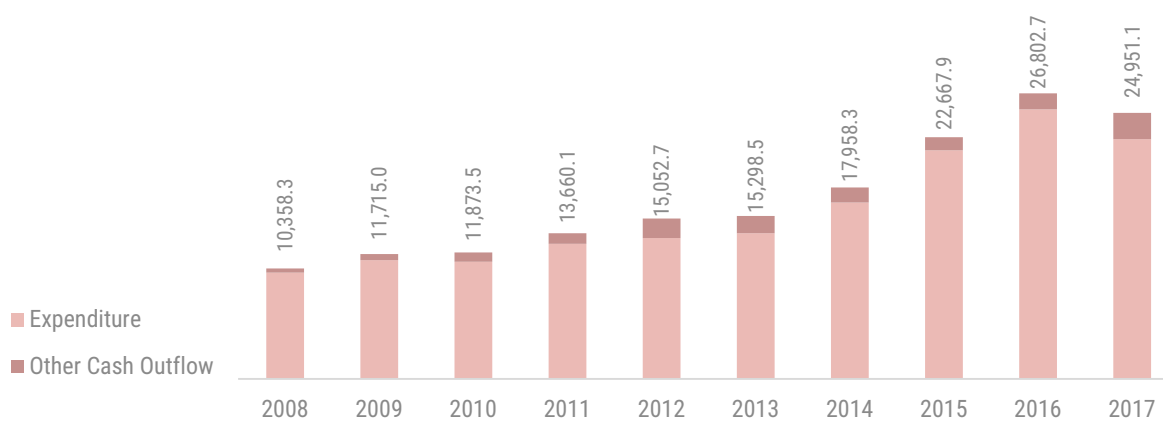
Information Box 2: Difference between budget and expenditure

The budget is understood as the amount of money allocated for an activity for the following year. The total Government annual budget consists of the general office budgets, expenditures of trust funds, disbursements of foreign loans and grants, and Government expenditures on political parties.

The government annual budget includes all amounts allocated for all cash out flows by the Government during a given fiscal year. Therefore, the total Government budget includes its expenditure as well as loan repayments, subscriptions to multilateral institutions and loan repayments. Government expenditure consists only of the costs of provision of public goods and services, and the redistribution of wealth and income. The amounts budgeted for loan repayments, capital contributions to multinational organizations and the proceedings to the Sovereign Development Fund are not considered as part of expenditure as these costs and investments do not correspond to the spending for the budget period. Since the budget is compiled based on expenditures and the revenues during a given fiscal period, including this components in the government expenditures would lead to double counting of the figures.

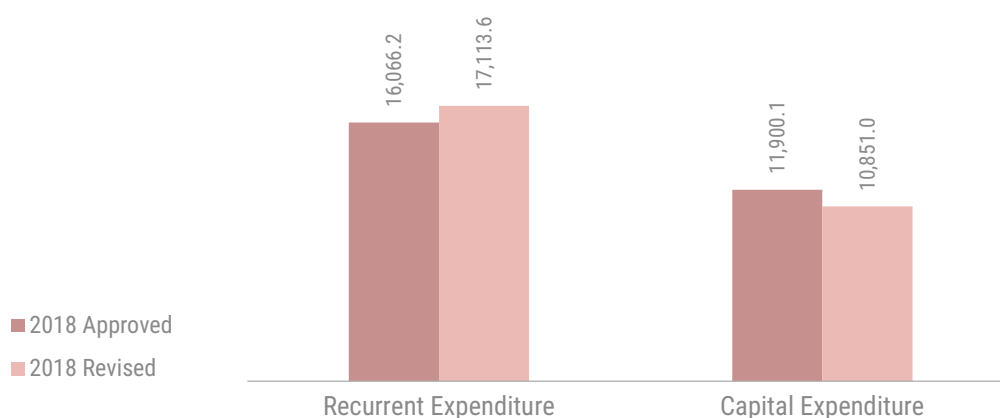
Furthermore, the Government expenditure is also used, instead of the budget, to calculate the overall balance and the primary balance to determine the budget deficit or surplus. Government expenditure is defined in the same way that the International Monetary Fund (IMF) has defined expenditures in their Government Finance Statistics (GFS) manual of 1986 and 2014.

Figure 2.1: Budget and expenditure, 2008-2017
in millions MVR



Source: Ministry of Finance

Chart 32: 2018 approved and revised budget - recurrent and capital in millions MVR



Source: Ministry of Finance

million) was allocated to recurrent expenditure and 42.6% (MVR 11,900.1 million) to capital expenditure. The capital expenditure of the total budget includes debt amortisation and contributions to international financial institutions in addition to capital equipment, PSIP, development projects, budget contingency, and investment outlays.

Based on the utilisation of the budget during 2018, the revised estimates for the year 2018 indicate that recurrent expenditure would increase to MVR 17,113.6 million while capital expenditure would decrease to MVR 10,851.0 million. Hence, the budget utilisation for the year is expected to be at MVR 27,964.6 million.

The reasons for expected rise in expenditure include the additional changes to the salary structure of institutions, increased spending on Aasandha health insurance scheme and subsidies, and the significant amounts of loans and capital contributions to SOEs. Based on the budget utilisation patterns so far this year, capital expenditure is expected to fall by 44.1% and recurrent expenditure is expected to increase by

11.3% (Chart 32).

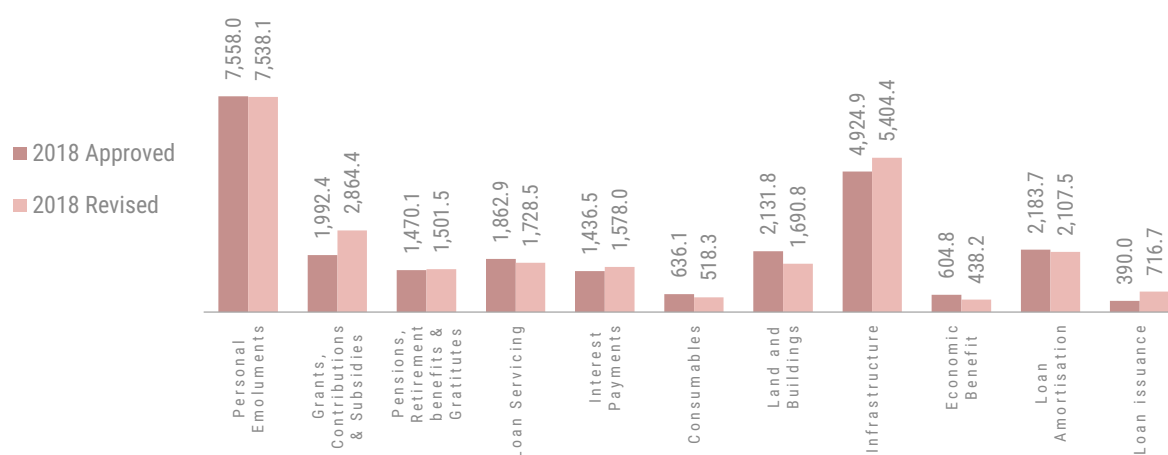
4.3.1 Main Components of Recurrent Expenditure

Personal Emoluments

Personal emoluments consist primarily of salaries and wages, overtime expenses and other allowances. Personal emoluments holds the biggest share of government approved budget of 2018. Around 47.0% of the approved recurrent budget for 2018 and 26.2% of the approved budget 2018 was allocated for personal emoluments.

The approved budget 2018 included additional allocation for an increment in civil service staff salaries. Hence, the technical core and supporting core allowances were introduced during the year. In addition to this, the salaries of defence, police, customs as well as nurses were increased in 2018. Furthermore, with the liquidation of MRDC, the salaries of MRDC staff who were transferred to Public Works Services were added to the budget in the year. Furthermore, the spending on

Chart 33: 2018 approved and revised budget - recurrent and capital in millions MVR



Source: Ministry of Finance

overtime pay is also expected to increase by 19.3% compared to the initial budget allocation. For these reasons, it is estimated that expenditure on personal emoluments would increase compared to actual spending in 2017 by 4.0%. However, based on the spending patterns on salaries and allowances, it is expected that spending would be maintained close to the initial budgeted figure.

Interest Payments

Approved expenditure on interest payments for 2018 was MVR 1,436.5 million. The revised expenditure on interest payments for 2018 is expected to increase by 43.9% compared to spending in 2017. This is mainly due to the rise in interest costs as a result of the sovereign bonds issued in 2017 and 2018. Furthermore, to hasten the completion of projects during the year, disbursements of project loans also increased compared to initial projections (Chart 33).

Grants, Contributions and Subsidies

A significant portion of the government expenditure on grants, contributions and subsidies, goes towards the national health insurance scheme and on food and electricity subsidies. The revised estimates of spending in 2018 for Aasandha and subsidies totals to MVR 2,864.4 million, which is 43.8% higher than initial budget allocations.

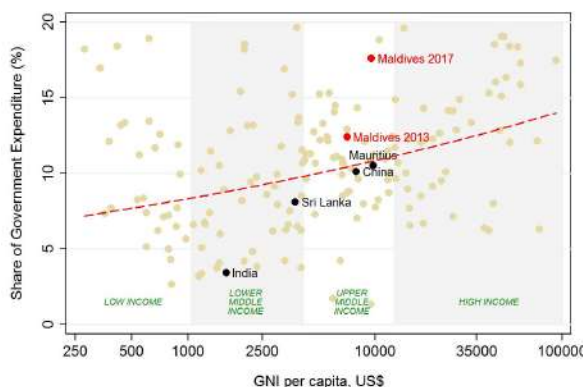
Spending on Aasandha rose as outstanding Aasandha bills of MVR 500 million (previously not accounted for in the budget) was cleared during the year. Furthermore, the proposed expenditure reducing measures for the national health insurance scheme were not implemented during the year.

Moreover, fuel subsidy is expected to increase by 366.7% compared to the initial projection as a result of a higher than expected increase in world fuel prices. In addition, as electricity prices were harmonised during the year, household electricity prices in atolls were reduced and electricity subsidies that are given to utility companies was reintroduced. Therefore, spending on subsidies

Information Box 3: Efficiency in government spending on health

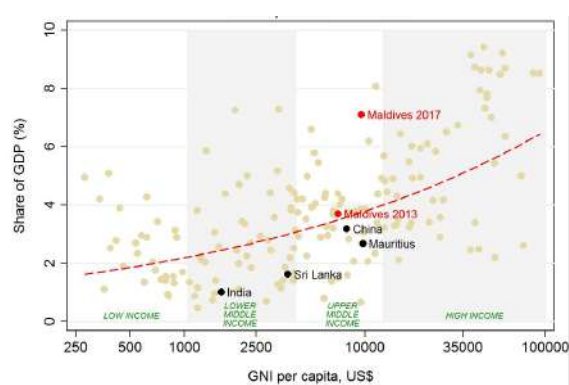
Reflecting major policy reforms, such as the introduction of the universal public health insurance scheme Aasandha program in 2012, launching of the Husnuvaa Aasandha in 2014 and Dharumavantha Hospital project, overall health spending in Maldives witnessed a rapid increase during 2012-2017 and remains relatively high in relation to comparator countries in the region. According to National Health Accounts 2014 overall health spending in Maldives was MVR 4,287 million of which government spending (which includes Ministry of Health budget, Aasandha and IGMH) accounted for two thirds of overall health spending. The high and rising levels of government health spending has led to a decline in household out of pocket expenditure on health as a share of total household expenditure, which has fallen from 9 percent in 2011 to 6 percent in 2016 (Household Income and Expenditure Survey, 2016), increasing the financial protection of households.

Figure 3.1: Public expenditure on health (total spent)



Source: World Bank

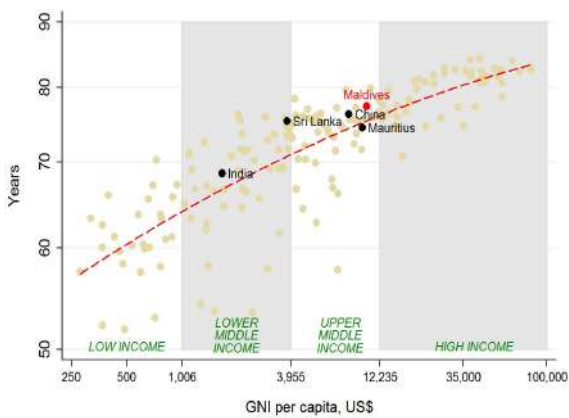
Figure 3.2: Public expenditure on health (GDP)



While health outcomes have been remarkably good in Maldives, there are areas of spending inefficiencies. Life expectancy is 79 years in Maldives, higher than the global average for its income level and is also the highest among small island states and South Asia comparators. Similarly, Maldives performance is also better in other health indicators such as infant mortality (under 1), mortality under five and maternal mortality rates. Maldives attained all targets for MDG4 and 5 well before 2015 (Figure 3.1 and Figure 3.2). However, government spending in health has become an outlier when compared with countries with similar income levels, both as a percent of total government spending (Figure 3.3) as well as a percent of GDP (Figure 3.4).

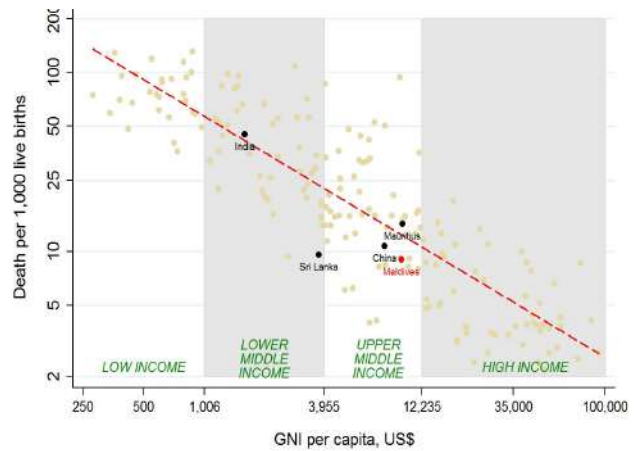
There have also been notable changes in patterns of government health spending over the last five years. Recurrent expenditure, namely a high wage bill and spending on medical consumables such as drugs and laboratory consumables, has been the main source of health spending prior to 2014, although since then there has been a shift towards capital spending owing to the Dharumavantha Hospital project. It is also important to note that health insurance expenditure by

Figure 3.3: Life expectancy at birth vs income, 2016



Source: World Bank

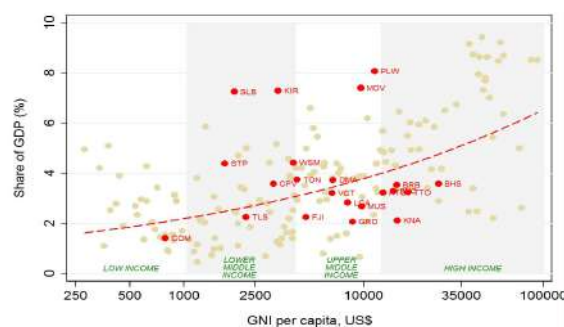
Figure 3.4: Under-five mortality rate, 2015



Aasandha, which accounted for 15.3% of total health spending in 2017, increased fourfold during 2012-2016, from MVR 357.7 million in 2012 to MVR 1,471.1 million in 2016, out of this the majority was spent on drugs and consumables. During 2012-2017, total government spending on medical consumables by both the IGMH and the Ministry of Health budget also increased significantly from MVR 12.7 million in 2012 to MVR 431.3 million in 2017.

Like other small island states, healthcare service delivery costs in Maldives are high reflecting challenges such as geographic isolation; small populations; reliance on expatriate health workers and inadequate and skilled health personnel in rural areas. Nonetheless, government health spending as a ratio to GDP is seen as a relative outlier among comparator small island states (Figure 3.5). While this could be due to country specific factors, there appears to be areas of inefficiencies where cost savings can be made in the short to medium term, which would be crucial in the context of broader fiscal consolidation efforts.

Figure 3.5: Public expenditure on health



Source: World Bank

Areas of inefficiencies¹:

Underuse of generics and higher than necessary prices for medicines. In Maldives drug prices are 15 to 75 per cent higher than international comparators;

Service delivery, both inpatient admissions and outpatient visits in percent of level of care (categorized as primary care, specialists and hospitals) are concentrated at Male' hospitals at 40 per cent, which are more costly than in regional and atoll hospitals. For example average unit costs for inpatients and outpatient in IGMH are roughly 30-40 percent higher than in regional/atoll hospitals;

While inpatient and outpatient utilization rates—143 admissions per 1,000 population and 5.6 visits per person, respectively—are reaching OECD norms, it is somewhat higher for a country with a relatively young population. This could be the result of a rather generous health care package instigating the overuse of investigations and procedures, the absence of a standard treatment guideline or an integrated information system linking patient care that will reduce duplication of services;

Preventive health care spending is low at 1.1 per cent of total government spending on health compared to an average of 5-10 per cent in advanced health care systems.

Potential areas of reform could focus on the following:

- Reduce costs of drugs and other consumables by bulk purchasing and engaging international wholesalers, promoting generics and appropriate use of co-payments;
- Implement standard treatment guidelines to rationalize costs and care;
- Invest in management information systems to improve the current mechanism of procurement, inventory management and monitoring; and provide training on forecasting techniques to procurement/ inventory personnel in health care systems;
- Strengthen service delivery reforms in the atolls for primary health care that would generate cost savings such as rotating Male' specialists to atolls on short term basis;
- Medium- to long-term measures such as the rationalization of Aasandha package by introducing co-payments and exemption for certain services as well as introduction of premium contribution.

Data used in figures 3.1,3.2,3.3,3.4 and 3.5 are taken from the World Development Indicators online database.

¹ This is based on the health expenditure review undertaken by the World Bank in 2017 upon request of the Ministry of Finance.

(excluding fuel subsidy) is expected to be 170.1% higher than initial projection by the end of 2018. (Chart 33)

4.3.2 Main Components of Capital Expenditure

Land and Buildings, and infrastructure assets

This includes the capital expenditure incurred during the operation of projects carried out under public sector investment programs.

This is the main component of capital spending in the budget 2018. Based on the trend so far in 2018, it is now estimated that, by the end of the year, the spending on land and buildings, and infrastructure assets would be 0.5% higher than budgeted. This is because while spending on land reclamation and building is expected to reduce by 20.7%, spending on infrastructure assets is expected to rise by 9.7%. During the year, spending on this component is expected to be maintained as disbursements for loan projects improved during the year and a number of projects carried out through the domestic budget is expected to be completed. (Chart 33)

Loan outlays

MVR 390 million was budgeted for loan outlays in 2018. This is 3.3% of capital expenditure. However, spending on loan outlays is expected to rise by 83.8% to MVR 716.7 million by the end of the year. This is mainly driven by the rise in loans given to SOEs. By the end of 2018, loans given to SOEs is expected to rise to MVR 456.1 million.

However, the revised estimates on loans to SOEs is 15.4% lower than actual loans disbursed to SOEs in 2017.

4.3.3 Other cash outflows

Debt Amortisation

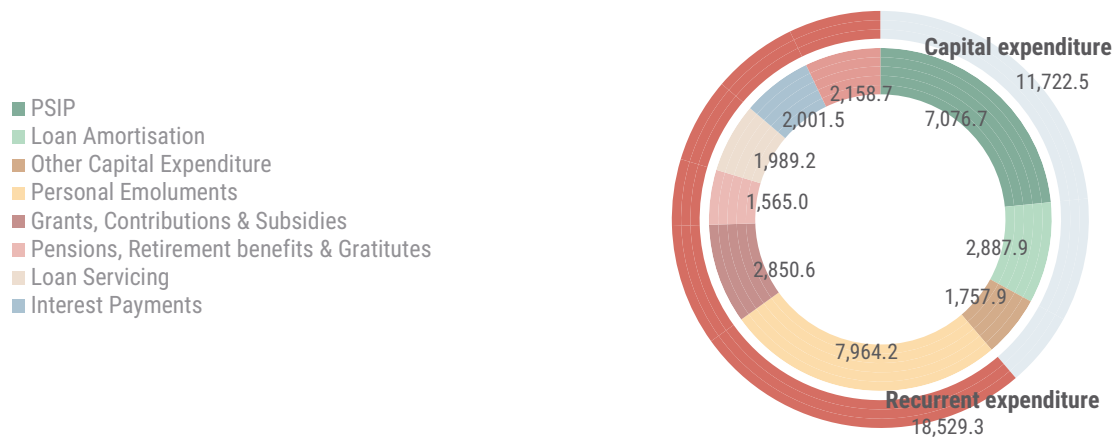
The revised spending for debt amortisation in 2018 is 3.5% lower than initial budget allocation as Treasury bill redemptions for the year is now expected to be lower than initial estimates. Revised estimates of 2018 for debt amortisation is also 12.3% lower than actual spending on debt amortisation in 2017. (Chart 33)

4.4 Approved Budget 2019

The budget approved for 2019 is MVR 30,251.7 million, of which total expenditure is MVR 27,342.3 million. Total expenditure is derived after deducting contribution to international financial institutions and debt amortisation from the total budget, since these items are not regarded as expenditure, but cash outflows or “balance sheet” items.

The total budget for approved for 2019 is 8.2% higher than the revised budget for 2018. Of the total approved budget 2019, 61.3% is allocated for recurrent expenditure and 38.7% is allocated for capital expenditure. The recurrent expenditure is expected to increase as spending on personal emoluments is expected to be higher due to the developments in 2018. Furthermore, operational costs of completed projects and those near completion has also been included in budget 2019.

Chart 34: Budgeted Expenditure for 2019
in millions MVR



Source: Ministry of Finance

This includes operating costs of Dharumavantha Hospital and new regional airports.

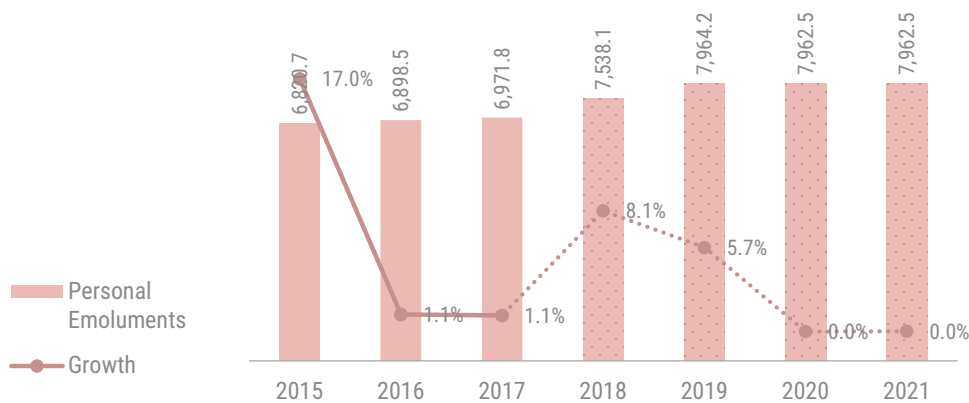
Main components of the approved budget include personnel emoluments, grants and subsidies, interest payments, operational consumables, buildings and land reclamation and infrastructure assets, loan outlays, investment outlays and debt amortisation (Chart 34).

4.4.1 Main Components of Recurrent Expenditure

Personal Emoluments

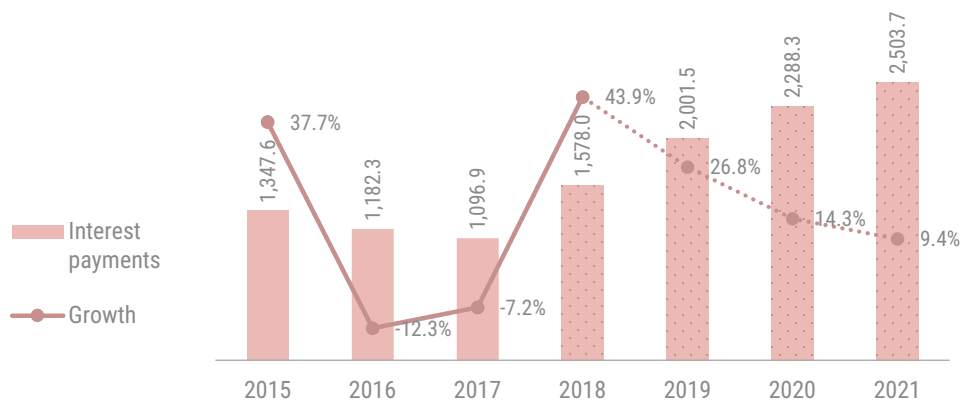
As in 2018, a major portion of recurrent expenditure is estimated to go towards personal emoluments. As the salary increment to civil servant staff, changes to the salary structure of nurses, police and defence staff and the inclusion of salaries of staff transferred from MRDC will be realised for the full year in 2019, a higher allocation has been made to personal

Chart 35: Trends in expenditure on personal emoluments, 2015-2021
in millions MVR



Source: Ministry of Finance

Chart 36: Trends in expenditure on interest payments, 2015-2021
in millions MVR



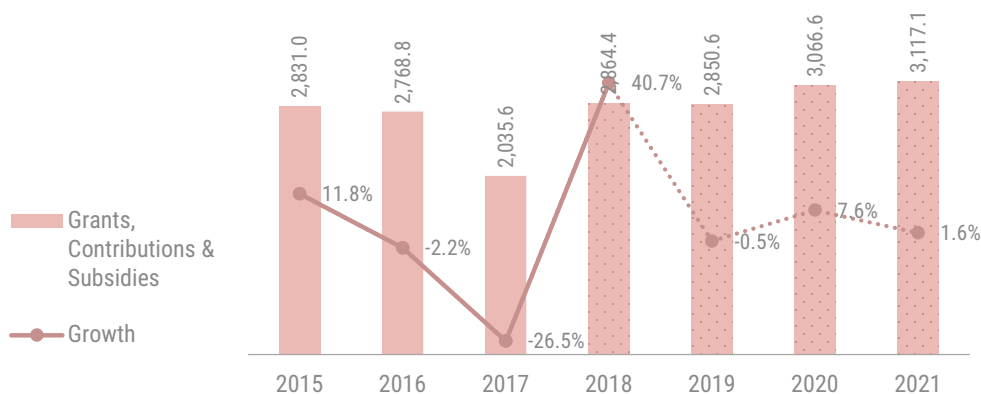
Source: Ministry of Finance

emoluments during 2019 compared to 2018. Furthermore, spending on personal emoluments include the salaries and allowances of new staff recruited to Dharumavantha Hospital. As such, while revised estimates on spending on personal emoluments in 2018 is MVR 7,538.1 million, the amount approved is MVR 7,964.2 million in 2019. This is an increase of 5.7 compared to the revised figures for 2018. (Chart 35)

Interest Payments

10.8% of recurrent expenditure (MVR 2,001.5 million) in the approved budget has been allocated for interest payments. This amount is 26.8% higher than the revised estimates for 2018 since it is expected that interest payments for external debt and T-bills and T-bonds is likely to increase in 2019. (Chart 36)

Chart 37: Trends in expenditure on grants and subsidies, 2015-2021
in millions MVR



Source: Ministry of Finance

Grants and Subsidies

MVR 2,850.0 million has been approved to be spent on grants and subsidies, which is 0.5% lower than the revised expenditure for 2018. The total spending is expected to decline from efficiency gains in Aasandha spending. Furthermore, spending on subsidies is also expected to be maintained at the same level as 2018 with the exception of fuel subsidies. It is expected that market price of fuel would slightly increase in 2019 and hence, a higher allocation has been made in the budget compared to 2018. (Chart 37)

Operational consumables

One of the more significant allocations has been made to operational consumables in 2019 through increased allocation to medical consumables. Spending on medical consumables in 2019 is estimated at MVR 542.7 million; a growth of 26.6% compared to the revised 2018 estimates of MVR 421.5 million. A large portion of medical consumables is consumed by Indira Gandhi Memorial Hospital (IGMH) and the increase is

attributed to the operation of Dharumavantha Hospital commencing in 2019. (Chart 38)

4.4.2 Main Components of Capital Expenditure

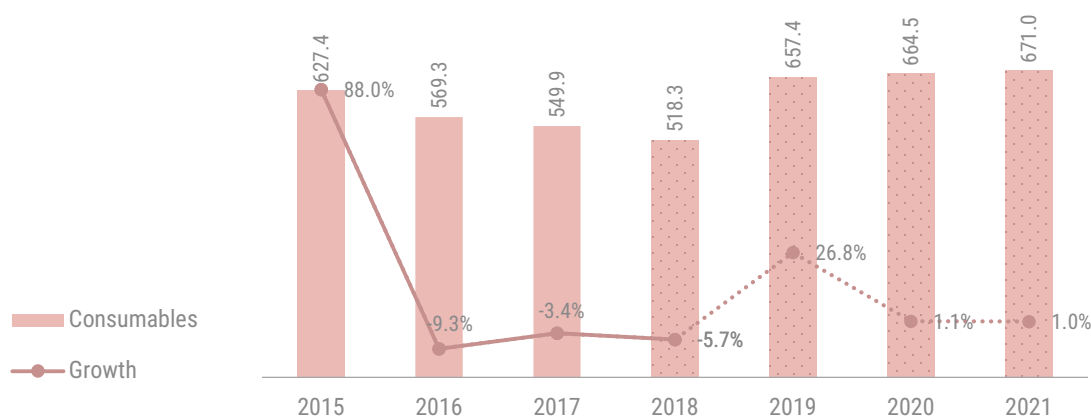
Buildings and land reclamation, and infrastructure assets

Among capital expenditure, the highest proportion is expected to go towards buildings and land reclamation, and infrastructure assets. 60.4% of the capital expenditure has been allocated to this category in 2019. This category shows the total allocation for PSIPs in 2019. The approved expenditure on buildings and land reclamation, and infrastructure assets for 2019 is MVR 7,076.7 million, which is 0.3% higher than the revised figure for 2018.

Loan Outlays

The approved expenditure for debt amortisation in 2019 is MVR 90 million. This is a fall by 87.4%

Chart 38: Trends in expenditure on operational consumables, 2015 - 2021 in millions MVR



Source: Ministry of Finance

Information Box 4: Forecasting Pension Payments for Unfunded Government Pension Schemes

The implementation of the Maldives Pension Act in 2009 established a defined contribution retirement pension scheme for the public sector in Maldives. This led to the abolishment of previous pension schemes conducted by the government such as the 20/40/60 Pension Scheme and the Government Provident Fund. However, various government institutions are carrying out several pension schemes alongside the Maldives Retirement Pension Scheme (MRPS), creating a “double coverage” issue.

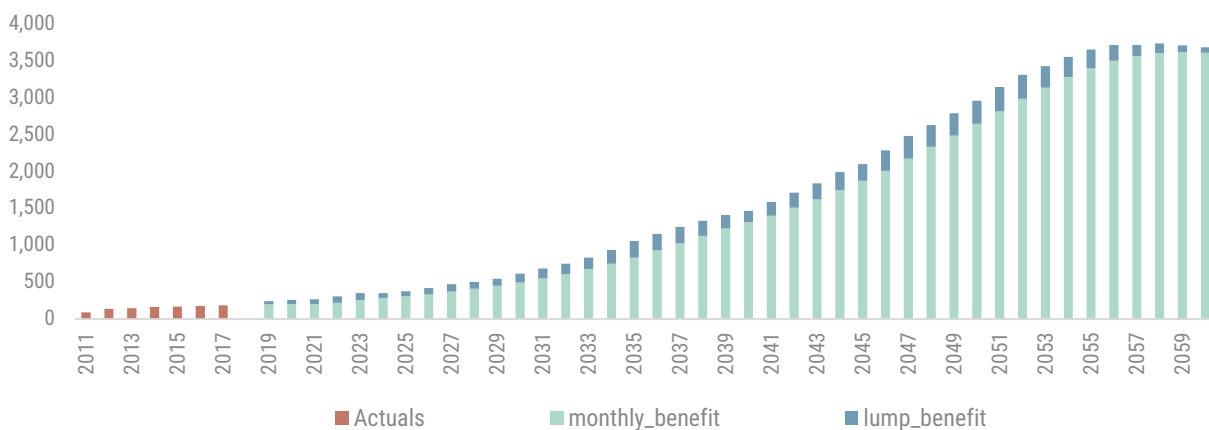
These unfunded pension schemes provide a lump sum compensation upon retirement and an additional monthly pension benefit for the rest of the employees’ lives. Given that these schemes are funded entirely by the government, this poses a huge financial burden to the government every year. In 2017 alone, MVR 189 million was spent by the government on these schemes. This paper aims to come up with a baseline forecast of the government expenditure for these unfunded pension schemes from 2019 until 2060.

Methodology and Results

Using data provided by Maldives Pension Administration Office on government employees who have retired from 2010 to 2017, we have estimated the average retirement age by institution. It was found that employees of Maldives Police Service, Maldives Customs Service and Maldives National Defense Force retire at a considerably younger age than other institutions.

Next, we used data on those currently enrolled in the MRPS to calculate the retirement date for each individual based on their estimated retirement age. This enabled us to calculate each employee’s service duration. We then used forecasts made on the life expectancy for the Maldivian population to estimate the year of death of every individual for the period 2019-2060. Hence, based on the service duration and estimated year of death for each individual, the lump sum and monthly pension payable by the government under the unfunded schemes have been forecasted. (Figure 1).

Figure 4.1: Actuals and forecasts of lump-sum and monthly pension expenditure by the government from unfunded pension schemes, 2011-2060 in millions MVR



Source: Ministry of Finance

It must be noted that the deceleration in the expenditure growth after around 2050 is due to one of the assumptions that the unfunded schemes do not apply for any newly joined employees. Given that it is not realistic to assume this, we can deduce that the expenditure on unfunded pension schemes will continue to grow at an accelerating rate even after 2050.

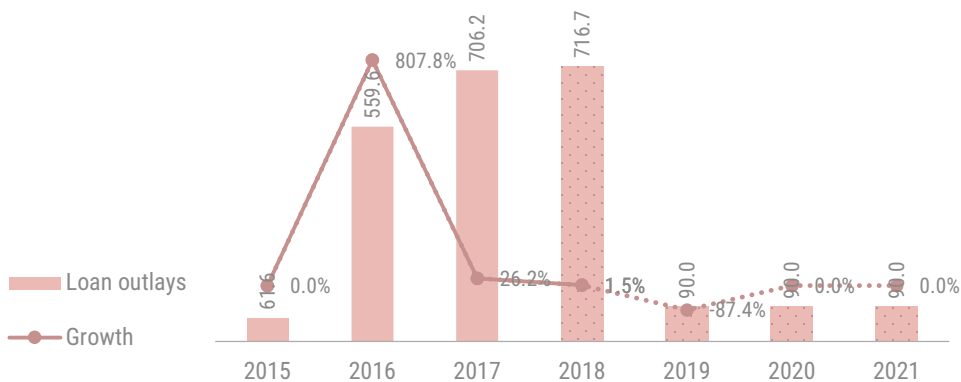
Additionally, the author believes that these are very conservative forecasts given the lax assumptions used. One important implication which the model fails to take into account is the pension that a person may receive from multiple government institutions, when he has served in and is therefore eligible for pensions from more than one institution.

Moreover, due to data limitations, individuals' previous places of employment have been disregarded altogether in this study. This will cause service durations to be underestimated, and subsequently, likely lead to the underestimation of monthly pension forecasts, especially for older employees (who will retire sooner). In reality, monthly payouts (particularly in the civil service sector) are likely to reflect the service period of an individual across various institutions throughout his working life.

Summary Findings

- Forecasted pension payouts are estimated to grow at around 9% until 2040. Comparing this with the average GDP growth of 6% for recent years, we find that the pension payouts are growing at a rate far exceeding this. This leads us to believe that expenditure on unfunded pension schemes is on a trajectory that is fiscally unsustainable.
- It must be noted that this paper uses quite conservative parameters and assumptions to make pension estimates. Hence, it is likely that these pension benefits may grow at a rate much higher than 9% in the coming years.
- One of the main objectives of the pension system reform in 2009 was to introduce a sustainable form of pension financing. Given that the continuation of unfunded pension schemes by the government is counterproductive to this aim, it is crucial that the government take immediate steps to discontinue such unfunded schemes.
- Moreover, it is imperative that the government act promptly to prevent this scheme from applying to any new government employees. This is so that the estimated government expenditure may not grow beyond what is depicted in Figure 1.
- Another aspect to highlight with regard to unfunded pension schemes is that currently, the government is indirectly paying employee pensions under similar schemes for loss-making state-owned enterprises (SOEs). Hence, this paper does not consider the true extent of government commitments in terms of unfunded pension payouts as SOE schemes have not been captured.

Chart 39: Trends in expenditure on loan outlays, 2015 - 2021
in millions MVR



Source: Ministry of Finance

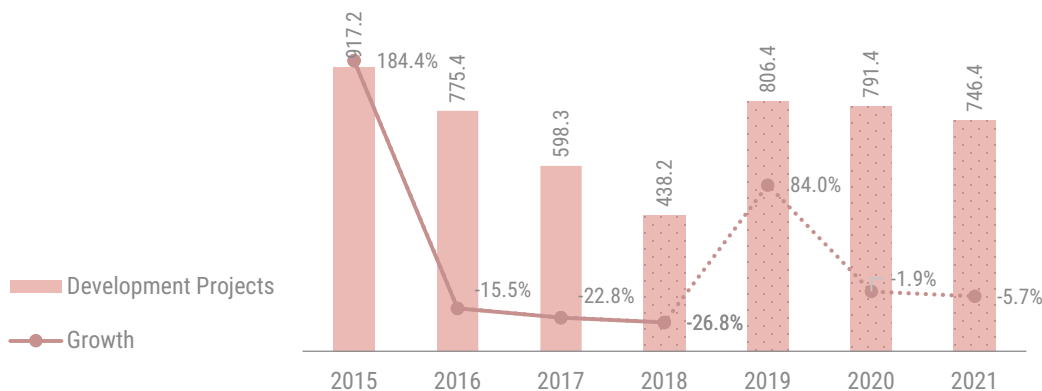
from the revised figure for 2018, as loans given to SOEs is expected to decline in 2019. The allocation for loan outlays in 2019 is for the loans given to SMEs. (Chart 39)

The capital contributions to SOEs is expected to increase by 87.7% in 2019 compared to revised 2018 estimates. This is mainly as public services provided by SOEs increased during 2018 which has raised the capital requirements of SOEs for 2019. Such SOEs include WAMCO, PSM and STO. While revised 2018 estimates of capital contribution is MVR 418.2 million, capital contribution is expected to increase to MVR 784.8 million in 2019. (Chart 40)

Development Projects

Approved spending on development project in 2019 is MVR 806.4 million; 84.0% higher than revised estimated spending for 2018. A major share of spending in this category goes towards capital contributions given to SOEs.

Chart 40: Trends in expenditure on development projects, 2015 - 2021
in millions MVR



Source: Ministry of Finance

4.4.3 Other cash outflows

Debt Amortisation

The approved expenditure for debt amortisation in 2019 is MVR 2,887.9 million. This 9.5% of the total budget. Spending on debt amortisation is expected to increase by 37.0% compared to spending by the end of 2018 as repayments of short term and long term debt is expected to increase in 2019. (Chart 41)

4.5 Functional Classification of Government Expenditure 2019

The functional classification table was based on the United Nations (UN) "Classification of the functions of the Government" (COFOG) with a few modifications to reflect the structure of the Maldivian economy. (Chart 42)

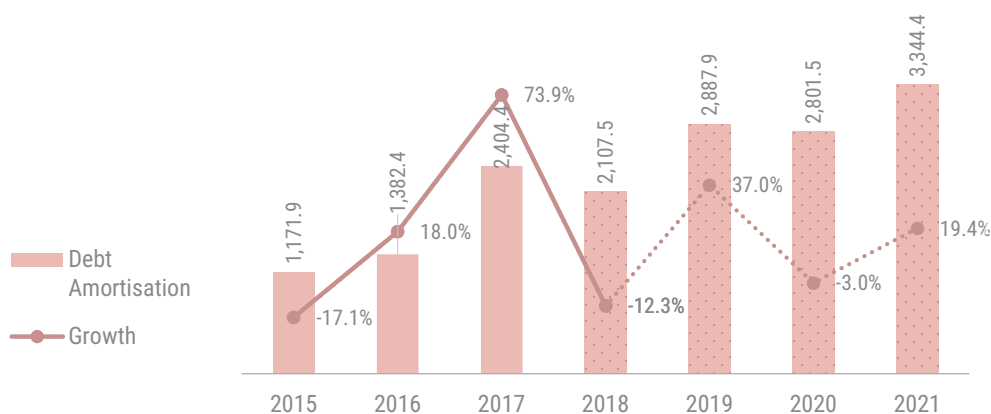
The highest spending of the approved budget 2019 is allotted towards economic and industrial development, which is MVR 5,347.7 million – 17.7% of the approved budget. Major contributors

to this component include transport and general economic, commercial and labour affairs. Significant spending of transport is allocated towards ongoing and new PSIPs in the sector.

The next highest expenditure is spending on debt services and amortisation. Total spending allocated for this component is MVR 4,889.4 million, which is 16.2% of the total budget. The major contributors to this component include loan repayments to foreign parties and debt servicing costs. 9.5% of the budget 2019 is allocated towards debt amortisation and 6.6% to debt servicing.

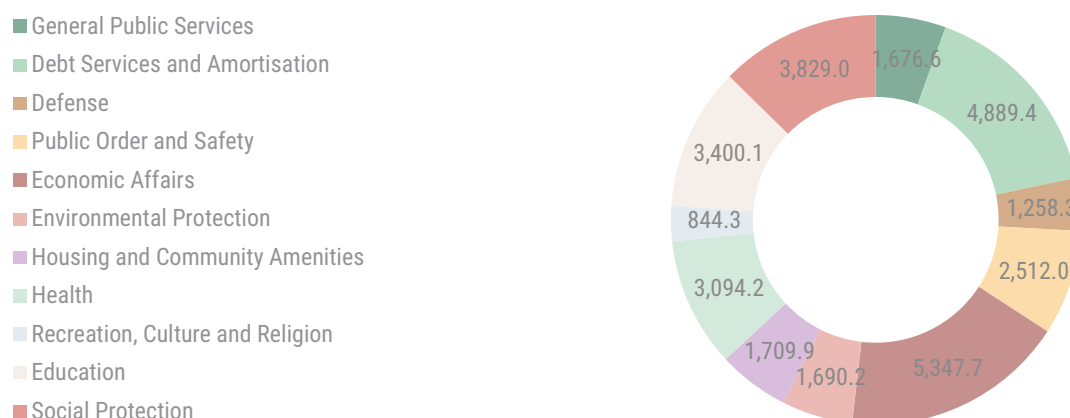
In addition, MVR 3,094.2 million is expected to be spent on health and MVR 3,829.0 million on social protection, each comprising of 10.2% and 12.7% of the total budget respectively. Spending on social protection include expenditure on sickness and disability, old age and other programs related to social protection. Furthermore, major contributors to spending on health include the procurement of equipment to Dharumavantha Hospital and spending on medical consumables.

Chart 41: Trends in outflows of debt amortisation, 2015 - 2021 in millions MVR



Source: Ministry of Finance

Chart 42: Functional classification of government budget, 2019
in millions MVR



Source: Ministry of Finance

A total of MVR 3,400.1 million is budgeted to be spent on education, which is 11.2% of the total budget 2019. Expenditure on education includes spending on pre-primary, primary and secondary and tertiary education. The major share of education (MVR 2,721.5 million) is spent on pre-primary, primary and secondary education. Furthermore, spending on tertiary education is MVR 678.6 million.

Spending towards environment protection is MVR 1,690.2 million, which is 5.6% of the approved budget 2019. Major contributors to this component include waste management and waste water management and protection of biodiversity and landscape.

Moreover, expenditure on public order and safety is expected to be at 12.5% of the total budget, which is MVR 3,770.4 million. Similar to previous years, MVR 1,709.9 million for housing and community amenities and MVR 2,520.9 million for recreation, culture and religion has been approved in the 2019 budget. Notable spending on housing and community amenities include housing development and water supply.

4.6 Changes to the expenditure policy

The 2019 budget estimates were prepared based on the spending patterns of institutions in 2018 and 2017. Furthermore, this budget includes allocation for new activities such as Dharumavantha hospital and new airports, which are being completed in 2018 and whose operation will begin during the year. A higher allocation was also made for councils to empower these institutions under the government policy towards decentralisation.

4.6.1 New Policy Initiatives

MVR 3,988.1 million has been allocated towards new policy initiatives (not including PSIPs) in 2019. New Policy Initiatives is the budget allocated to new activities and projects to be carried out during the year in addition to the baseline spending. Hence, the fiscal space available in the budget is allocated to fund the new projects and activities to be carried out during the year. Activities can also be proposed as new policy initiatives to increase budget allocation for current activities/projects

for the next year.

Of the new policy initiatives carried out in 2019, spending on promoting the Maldives as a tourist destination is notable. Furthermore, a significant amount has also been allocated to government restructure and increased spending on education (table 1). The allocation for activities in 2019 under new policy initiatives is MVR 449.7 million. Details on new activities approved by the Parliament can be found in table 7.3.

Promoting Maldives as a tourist destination

An additional MVR 104.2 million has been allocated to the Ministry of Tourism's budget for Maldives tourism promotional activities carried out during the year. Hence, total allocation for tourism promotion in the budget would increase from MVR 50 million to MVR 154.2 million in 2019. With this increase, spending on tourism promotion has grown by 3 fold.

Breakfast for students

The new government has programmed to provide breakfast for students from 2019 onwards. Hence, MVR 50 million has been allocated to this activity in 2019. This program is estimated to begin after devising a plan on how to implement the program by the end of the year. Allocation for this program in 2020 and 2021 is estimated to rise to MVR 264 million.

Free first degree education from Maldives

Under mandate of the new government to provide the opportunity for higher education for all Maldivians, the program to cover tuition fees of students who opt to attain their first degree in Maldives will begin in 2019. The allocation for the this program in 2019 is MVR 50 million while it is estimated for the spending to increase to MVR 175 million in 2020 and 2021.

Scholarships for all students who achieve first place in A'levels

The opportunity for all students who achieve first place in A'levels will get the opportunity to achieve their bachelor's degree from any sector at any country under the president's scholarship scheme from 2019 onwards. MVR 40 million has been allocated for this activity in 2019. All students would receive stipend in addition to tuition fees under this scheme.

Scholarships for doctors

New scholarships for training new doctors will begin in 2019. In this regard, scholarships will be granted to ensure that 60 MBBS and 25 specialist doctors are created within a year. MVR 24.7 million has been allocated for these scholarships in 2019. This scholarship would only cover tuition fee of students.

Table 1: Major new activities in 2019

Activity	Additional Budget Allocation
Promoting Maldives as a tourist destination	104.2
Breakfast for students	50.0
Free education up to first degree in Maldives	50.0
Scholarships for all students who achieve first place in A'levels	40.0
Scholarship for doctors	24.7
Repairs and maintenance of Majlis building (pakistan grant)	21.5
Expansion of E-gate services	15.0
Procurement of vehicles and equipment for garbage disposal in Male' City	15.0
Establishing a separate fund for training tourism staff	10.0
Procurement of equipment for garbage disposal in K.Thilafushi	10.0
Procurement of garbage collecting vehicles for Hdh. Kulhuduffushi and Gdh. Thinadhoo	10.0

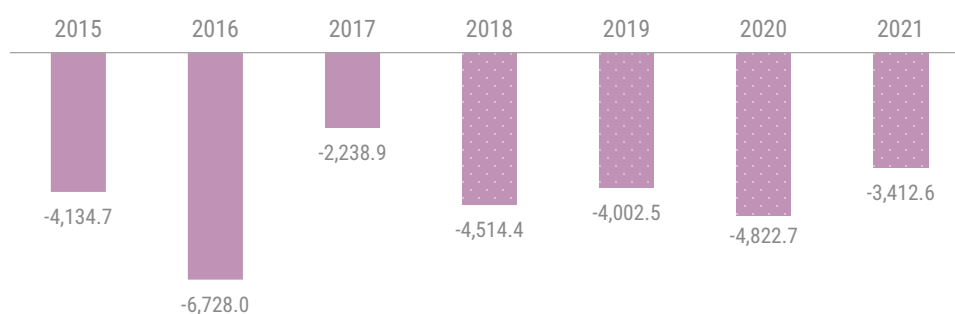
5 Budget Deficit/Surplus

5.1 Budget Deficit 2018

The budget deficit projected for 2018 approved budget was MVR 2,493.9 million or 3.2% of GDP. After considering the realization of revenue and expenditure so far in the year and the macroeconomic outlook, the budget deficit figure for 2018 has now been revised to MVR 4,514.5 million by the end of this year. This translates to a deficit to GDP ratio of 5.5%.

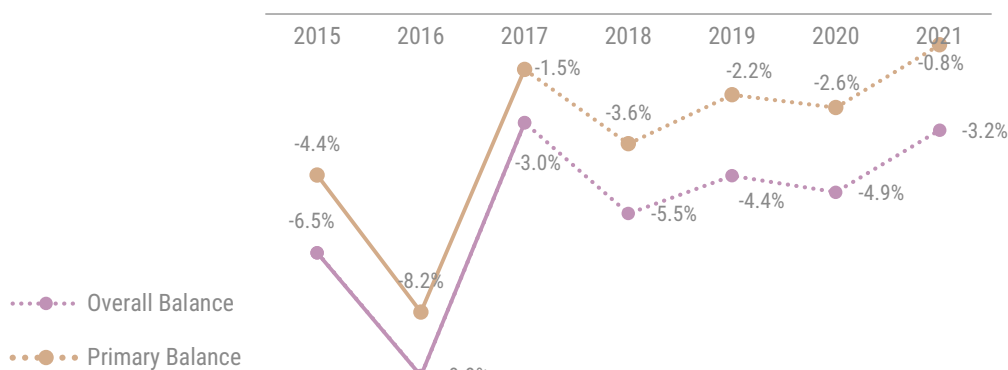
The reason for the gap in the deficit between the approved and revised budget is primarily the result of new revenue not being realised as planned in the year. Although tax revenue increased as a result of improved economic growth, since revenue policies included in the supplementary budget 2017 has not been implemented in the year, revenue is expected to fall compared to the forecasts included in the 2018 approved budget. In addition, expenditure is expected to increase due to the increased spending on PSIPs carried out through loans (Chart 43 and 44).

Chart 43: Trends in overall balance, 2015 - 2021
in millions MVR



Source: Ministry of Finance

Chart 44: Trends in primary and overall balance as a % of GDP, 2015 - 2021
in millions MVR



Source: Ministry of Finance

5.2 Budget Deficit 2019

The budget deficit projected for 2019 is MVR 4,002.5 million. This is 4.4% of GDP. The primary balance is projected to be a deficit of MVR 2,000.9 million or 2.2% of GDP. (Chart 43 and 44)

6 Financing 2019

The main form of financing the budget is revenue inflows. Where the revenue inflows are not sufficient to sustain the budget, other means for financing would need to be obtained. Such finances are acquired through domestic and foreign loans and other financial instruments issued to settle the budget deficit.

The 2019 budget includes loan disbursement on projects of MVR 2,971.9 million. In addition, proceeds from a sovereign bond/sukuk issued in the international market would be used to finance the budget deficit of MVR 2,317.8 million. This includes the USD 150 million sovereign bond/sukuk planned to be issued in 2019 and

the remaining proceeds of sovereign bonds and sukuk issued in 2017 and 2018.

The sovereign bond/sukuk to be issued in 2019 is planned to be issued as a social impact or a blue/green bond, which would reduce the coupon rate. Furthermore, half of the proceeds from the USD 100 million sovereign bond planned to be issued during the last quarter of 2018 is expected to be utilised for financing the 2019 budget. The rest is planned to be financed through instruments such as treasury bills and bonds issued in domestic and external markets. MVR 2,627.7 million would need to be raised from the domestic t-bill market.

The decision to source financing from external sources is guided by the infrastructure scale up that the government envisions would create additional demand for foreign currency for purchasing machinery and equipment and construction material. External financing for such projects would relieve the potential pressure on the exchange rate and foreign exchange reserves.

Information box 5: Transfers to Sovereign Development Fund

To strengthen the ability of the government to amortize large loans and other financial instruments secured to finance large scale infrastructure investments in the Maldives, the sovereign development fund was formed and funds began to be set aside for this purpose in 2017. Hence, the receipts from airport development fee, which was introduced in May of 2017, the additional revenue from revisions to fees and services provided in Velana International Airport and proceeds from sovereign guarantee fee was transferred to the sovereign development fund in 2017.

In 2018, revenues earmarked to be transferred to sovereign development fund include, airport development fee, revenue from revisions to fees and services provided in Velana International Airport, sovereign guarantee fee and dividends from MACL. However, dividend from MACL was not received during the year as MACL was granted a three year exemption from paying dividends.

In addition to the aforementioned revenues, the government began an exercise of forced savings whereby the government set aside funds from existing other revenues so that these funds may be used to repay the sovereign bond of USD 250 million which matures in June of 2022. Hence, transfers to sovereign development fund in 2018 is expected to be MVR 1,200 million, which is 40.3% higher than the initial forecast of MVR 855.1 million for 2018. This is also 256.3% higher than the MVR 336.8 million transferred in 2017. The fund bank balance at the end of the October 2018 was MVR 1,507.7 million.

Since transfers to sovereign development fund began, to ensure that the fund grows through its own means, proceeds in the fund has been used to invest in risk-free financial instruments. The fund is established as a custodial account, maintained by the MMA on behalf of the Ministry of Finance.

Forecast for transfers to sovereign development fund in 2019 is MVR 705.6 million. This includes airport development fee, revenue from revisions to fees and services provided in Velana International Airport and sovereign guarantee fee. Among revenues earmarked to be transferred to SDF in 2018, amortization of USD 250 sovereign bond and dividends from MACL has been decided to not be transferred to the fund in 2019. With the forced savings in 2018, the government had faced difficulties in managing its cash flow. These funds being set aside were already pegged to be used for expenditures of the government and cost of refinancing these transfers through the domestic market became too costly. Furthermore, it has been decided to develop other strategies that can overcome the liquidity constraints that would arise from the maturity of this sovereign bond.

With the establishment of the sovereign development fund, transfers to this fund has been included as a budget spending in the government annual budget of 2017 and 2018. However, the transfer is simply a cash transfer between two funds (the sovereign development fund and the domestic budget or public bank account) owned by the government. Therefore there would be no change to the total spending of the government by these transfers as these transactions would be set-off between these two funds. As the total budget figure of the government budget indicate the total cash outflows or spending of the government for the year, the inclusion of transfers to sovereign development fund would cause an overstatement of the total government spending. As a result, it has been decided that the transfers to sovereign development fund would not be included separated in calculation of the government budget in 2019. However, the amount of transfers to sovereign development would still be declared with the budget book every year.

As the transfers are made from revenues received during the year - revenues which would otherwise be used to settle government expenditure – additional financing equivalent to the transfers would need to be raised from the domestic. Hence, the transfers are still in calculating deficit financing.

One solution to this accounting treatment is to hand over control of the sovereign development fund to another institution or company.

The sovereign development fund has not been established under a specific law in the Maldives. Therefore, there is the opportunity to use the funds for purposes other than those for which the fund has been established. For this reason, it is imperative that the fund be managed under a law and ensure that the fund creates intergenerational equity in debt servicing.

7 Government Debt

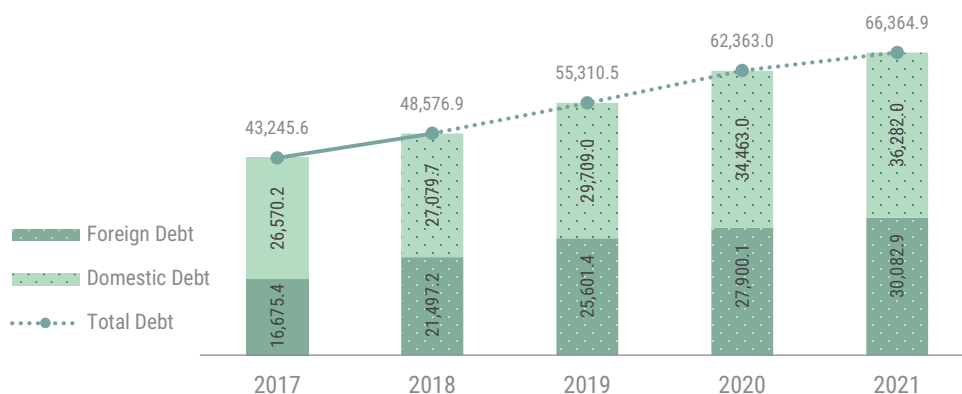
Government debt stood at MVR 43,245.6 million at the end of 2017, consisting of MVR 26,570.2 million in domestic debt and MVR 16,675.4 million in external debt. Domestic debt is expected to reach MVR 27,079.7 million, and foreign debt to MVR 21,497.2 million, bringing total debt to MVR 48,576.9 million by the end of 2018.

Total debt at the end of 2019 is expected to increase to MVR 55,310.5 million, resulting from

the expected increase in domestic and external debt to MVR 29,709.0 million and MVR 25,601.4 million respectively (Chart 45).

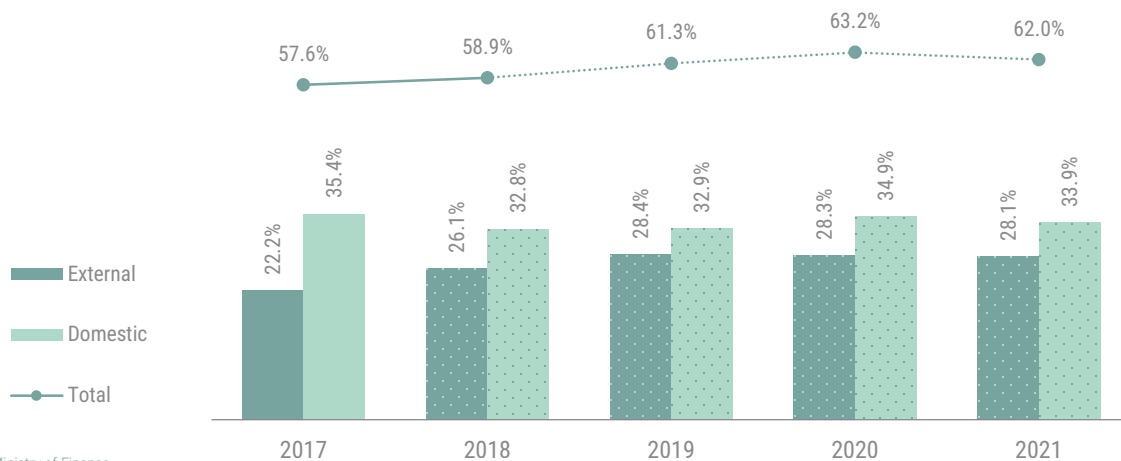
Total debt to GDP ratio was 57.6% in 2017, and is expected to increase to 58.9% by the end of 2018. A further increase to 61.3% is expected in 2019. Although a notable growth in nominal GDP is expected to be seen in 2019, debt is still expected to increase further due to financing of proposed PSIPs in the Budget (Chart 46).

Chart 45: Trends in government debt, 2017 - 2021 in millions MVR



Source: Ministry of Finance

Chart 46: Trends in government debt, 2017 - 2021 in millions MVR



Source: Ministry of Finance

7.1 External Debt

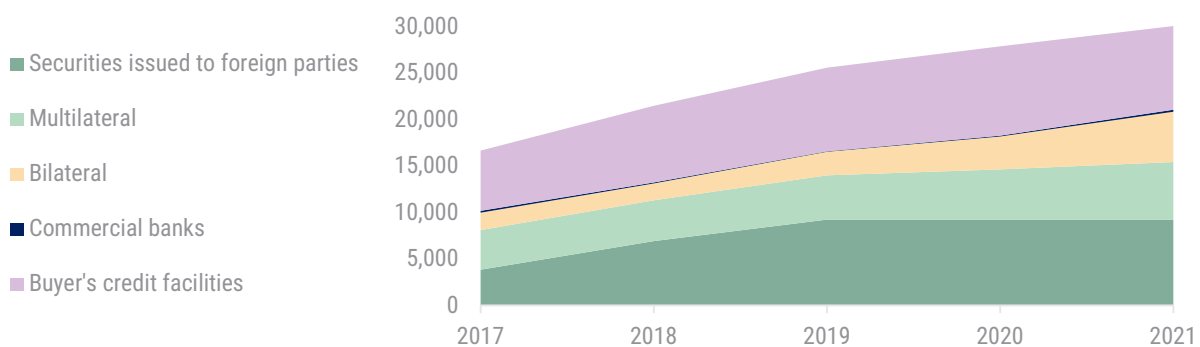
67.7% of the MVR 21,497.2 million expected external debt 2018 is comprised of loans, while the remaining 32.3% is sovereign bonds issued in the international market. The share of sovereign bonds in external debt is expected to increase to 36.1% in 2019.

Of the expected external loans outstanding in 2018, 30.2% is owed to multilateral financial institutions, while 12.5% is to bilateral countries. Furthermore, 57.4% of loans are from buyers'

credit providers and commercial banks.

A number of projects have been carried out through external financing in 2018. 63% of the expected disbursement of external loans in 2018 is for the airport development project, while 22% is for housing and other infrastructure projects. In addition to this, disbursement were made for water and sanitation, fisheries and agriculture, health, and waste management projects (Chart 47).

Chart 47: Composition of external debt, 2017 - 2021 in millions MVR



Source: Ministry of Finance

7.2 Debt Servicing

A total of MVR 3,501.3 million was spent on debt servicing in 2017, and MVR 3,685.5 million is expected to be spent in 2018. In 2019, debt servicing is expected to be MVR 4,889.4 million (Chart 48).

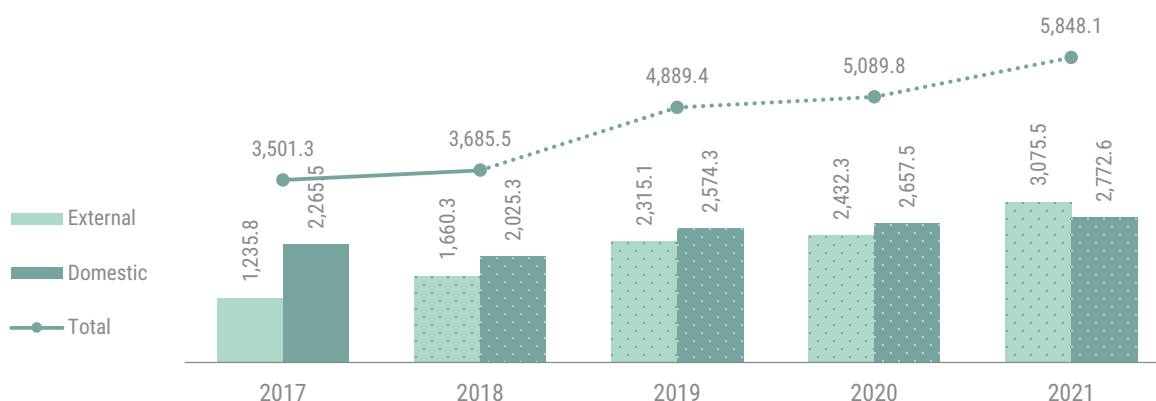
The breakdown of debt servicing shows that MVR 2,265.5 was spent for domestic debt servicing and MVR 1,235.8 was spent for external debt servicing in 2017. Debt servicing for domestic debt for 2018 is expected to be MVR 2,025.3 million and for external debt is expected to be MVR 1,660.3 million. For 2019, domestic debt servicing is forecasted to increase to MVR 2,574.3 million and external debt servicing to MVR 2,315.1 million.

MVR 17.3 of each MVR 100 of revenue and grants in 2018 is estimated to be spent on debt servicing. This ratio is expected to increase to MVR 20.9 in 2019.

8 Medium term fiscal risks

Over the past years the government expenditure, particularly the recurrent expenditure, has been expanding significantly. When expenditure exceeds revenue, this leads to higher deficits which needs to be financed. High recurrent expenditure commitments limits the fiscal space available to manage the budget without resorting to debt in case of a shock to the economy and tax revenue. Furthermore, over the past years budget deficit often exceeded the amounts in the approved budget. This is primarily because of the failure to approve and implement new revenue measures proposed in the budget in a timely manner, and the lack of flexibility in adjusting expenditure in response to revenue shortfalls. Hence rationalizing the government expenditure, especially recurrent expenditure is imperative to minimize the fiscal risks. Over the years many proposals has been made with the annual budgets to rationalize recurrent expenditure. While some of these proposals are successfully implemented, many of these proposals fail to be implemented. Therefore in proposing expenditure reduction measures for the budget it is important

Chart 48: Trends in debt servicing cost, 2017 - 2021
in millions MVR



Source: Ministry of Finance

to ensure that the prior research is done on the measures and that the measures can realistically be implemented with the budget.

The past years has shown that there are risks in managing the government cash flow in the implementation of the government expenditure policies. The issue of unrecorded, unpaid “pending bills” has become a recurrent issue in the budget implementation. This is mainly because of the practice by some government agencies to commit expenditure beyond the budget approved for the agency. This creates unrecorded bills and the payment of such unrecognized, unplanned “pending bills” at the end of each budget year, creates pressures on the following year’s cash flows , and hinders the implementation of the budget in that year. To address the issue of unrecorded bills in 2018 the Ministry of Finance has mandated all budget institutions to use the “Materials Management” (MM) module of the Public Accounting System, and to disallow the creation of any purchase orders outside of the MM module. To further address the cash flow management risks, it is important for the government to produce cash flow plans and to seek approval and endorsement of the People’s Majlis for these plans in annual budget process, and once it is approved, for the various government agencies to remain disciplined and adhere to the plans. Furthermore it is important to inform and educate all stakeholders involved in the cashflow management about the government’s proposed cash flow management plans.

With the infrastructure scale up that the Maldives has undertaken in the past few years, medium term fiscal planning should take into account the future recurrent costs as these projects complete

and the resulting infrastructure is utilized. As such some of the infrastructure directly creates a demand for additional recurrent expenditure and labour costs for their operation. Furthermore the infrastructure would create a natural demand for repair and maintenance in the coming years. If these future demands on recurrent expenditure are not planned for in the budget, this could create fiscal surprises that would limit the fiscal space for other expenditure. To limit these risks and to minimize the fiscal burden it is important for the government to recover some of the operational expenses, including repair and maintenance expenses through the imposition of user fees. Furthermore it is important for future public infrastructure projects to be comprehensively analysed, including the estimation of future recurrent cost arising from the project, in proposing such projects for the budget.

The increase in public debt in recent years brings with it fiscal and macroeconomic risks. This risk is dependent on the ability of the state to service and repay the debt without burdening the budget and the economy. To minimize the risks from the buildup in public debt it is important for the state to adhere to the debt and fiscal targets recommended by the Fiscal Responsibility Act.

Till now a majority of the public debt is still the domestic debt, particularly Maldivian Rufiyaa denominated treasury bills. As treasury bills has a tenor of less than one year, the risks inherent in this debt is the roll over risk. To address these risks it is important for the government to increase the average tenor of the debt stock by issuing treasury bonds, with longer maturity. Furthermore to improve the price and the interest rate on Treasury bill and other debt instruments issued

in the domestic market it is important to develop the secondary market for these instruments. This would expand the domestic market and enable greater market participation. The Ministry of Finance and the Maldives Monetary Authority has produced an action plan for the development of the domestic debt market. Above all, to reduce the risks associated with domestic debt, it is important for the government to manage recurrent expenditure within the government revenue and to reduce the deficit and the needs to finance these deficits through the issuance of treasury bills.

Another source of risk in the public debt is the increase in foreign debt in recent years. The debt has gone primarily towards the financing of the major public infrastructure projects. To ensure the ability of the state to repay such debt it is important for the debt to be mobilized toward investments that would increase productivity and produce economic benefits. It is also important that the revenue that can generated from these investments are realized. Therefore, to reduce the risk in the build-up of external debt, it is imperative that future external borrowing also be allocated towards economically feasible, productive projects. Another risk inherent to the Increase in external debt is the foreign exchange risk. As such a devaluation in the exchange rate could increase the burden on servicing the external debt. Hence, it is important for externally funded projects to be able to generate foreign exchange earnings, in addition to being economically feasible. The fact that a large share of this foreign currency denominated debt are concessional debt with long maturities suggests that the risks are minimized. Therefore going forward it is important for the government to continue to seek external financing at concessional terms to keep risks low.

Looking at the maturity profile of the public debt, the issuance of sovereign bonds in the international market in recent years has increased the servicing cost of the public debt. Furthermore repayment of the principal on these bonds will comes due in the medium term. As such a bullet repayment of USD 250 million is due in 2022 and a repayment of USD 100 million is due in 2023. To ensure these repayments due in the medium term it is imperative on the state to formulate a strategy for the repayments and implementing the strategy. One such measure to reduce the risk associated with bond repayment, in 2018 the government instituted weekly earmarking of revenue to the Sovereign Development Fund specifically for the repayment of these bonds. The reason for instituting this policy is to ensure that the state has the capacity to make the repayments when they are due without burdening the state cash flow and limiting liquidity risks.

As the current debt needs to be repaid through future surpluses, with the completion of the ongoing infrastructure scale up, it is important for the public finance to change trajectory towards fiscal surpluses to reduce risks and maintain public debt at sustainable levels. However, it has to be acknowledge that the infrastructure gap is substantial for the Maldives. Therefore in addressing the infrastructure gap it is important for the government to explore alternative sources of funding in addition to debt. As such public private partnerships (PPP) or foreign direct investment are ways in which government could finance infrastructure investments without imposing a burden on the budget.

The governance and financial performance of State Owned Enterprises (SOE) can create risks for

the government budget. Every year in the annual government budget substantial disbursements, including investment outlays, are allocated to SOEs to support the provision of public services and the operation of these companies. Additionally the government provides financial assistance for the SOEs to manage cash flow difficulties. Furthermore the government support the mobilization of funds for the investment and operational needs of SOEs through the on-lending of debt and the provision of government guarantees for the issuance of corporate debt. Hence, improving the corporate governance of SOEs is not only important to increase the profitability and the dividends passed on to the government, but also to limit the risks related to the debt and government cash flow management. To improve the corporate governance of the SOEs and to improve the operational efficiency of these corporations it is important for the government to empower the boards of the SOEs, and for the boards to empower the management and make management accountable to the shareholder.

Public Sector Investment Program

The Public Sector Investment Program (PSIP) refers to all infrastructure development projects carried out by the government. The main objective of these programs is to overcome the different social challenges faced by the country, support economic growth, and to invest in projects that are otherwise beneficial to the people. These projects are financed by the domestic budget, loans, grants, and trust funds.

PSIP is the gateway to achieve medium-term development goals. It is also a tool to finance the macroeconomic policy and investments in different sectors. Over the past few years, the government has allocated a significantly large budget to PSIPs. The main reason for this is due to the increase in investment in economically beneficial mega projects which incur higher costs. (Chart 49)

1 PSIP aim 2019

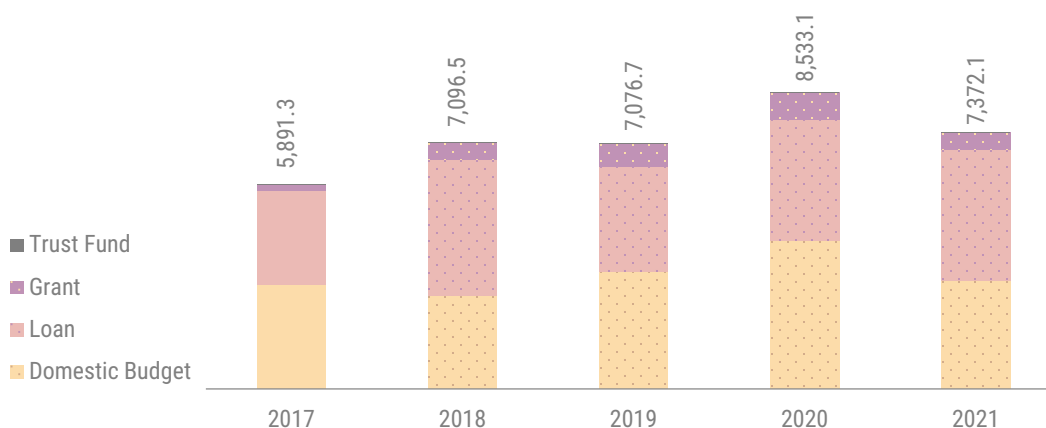
The budget 2019 was proposed during a period of transition to the newly elected government. For this reason, this year's PSIP budget is compiled to meet and initiate the requirements set forth by the then president-elect Ibrahim Mohamed Solih's 5-year developmental plan. This year's budget would prioritize the completion of the ongoing projects without any further delay. Furthermore, in order to facilitate the completion of the pledges

made by the new government and to realize the "*Jazeera Raajje*" and "*Jazeera Dhiriulhun*" manifesto, the projects prioritized by the new government is included in this year's PSIP budget.

2 PSIP in 2018

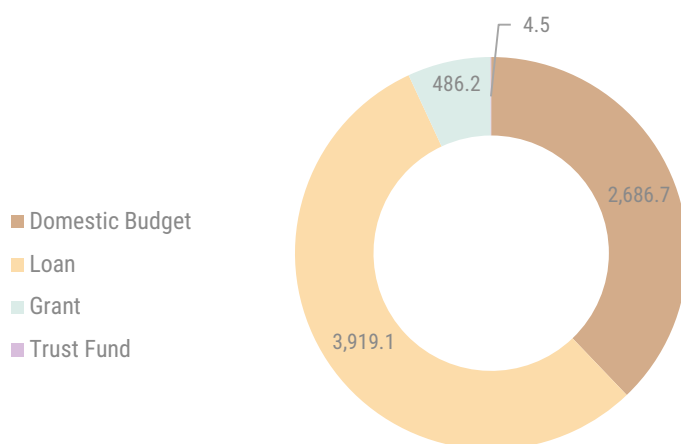
The PSIP budget passed in 2018 was formulated to complete the large scale infrastructure projects

Chart 49: Trends in PSIP expenditure, 2017 - 2021
in millions MVR



Source: Ministry of Finance

Chart 50: Composition of PSIP 2018 revised estimates
in millions MVR



Source: Ministry of Finance

that were initiated over the past few years, realize the benefits of these projects and to initiate more projects to overcome the difficulties faced by the people. The total approved PSIP budget for 2018 is MVR 7,087.4 million. Of the total PSIP budget, of which MVR 3,662.9 million is financed from the domestic budget and MVR 2,849.9 million is financed through foreign loans. In addition, MVR 571.0 million is financed using grants and MVR 3.7 million is financed through trust funds.

Based on the spending patterns during the year, the 2018 PSIP budget's revised estimate is forecasted at MVR 7,096.5 million. This is a 0.1% increase from the approved budget. The main reason for this increase is, unlike in previous years, the disbursements of loan funded projects is expected to exceed the approved budget estimates for 2018. Current forecasts estimate that MVR 3,919.1 million would be spent on loan funded projects. Expenditure on projects funded from the domestic budget is expected to reach MVR 2,686.7 million. Furthermore, a sum of MVR 486.2 million to be disbursed from grants and MVR 4.5 million from trust funds is expected to be spent this year. (Chart 50)

Current forecasts for 2018 estimate that 25.4% of the 2018 approved budget would be spent on the PSIP.

The GST payments were not accounted for projects funded by loans and grants in the Approved Budget for PSIP 2018. This is because of a GST Act amendment that ensures GST exemption for projects funded by loans and grants was scheduled for this year. However, this amendment did not materialize during the year.

2.1 Domestic Budget PSIPs

The revised estimates for the 2018 PSIP expenditure is MVR 2,686.7 million. This is 26.7% less than the approved PSIP budget for 2018. The main reason for this is the slow progress of new projects that were expected to be initiated in 2018.

Looking at individual projects, the Male-Hulhule' bridge project was anticipated to have the highest expenditure from the domestic budget. Revised forecasts estimate a total expenditure of MVR 122.5 million to be spent on this project in 2018.

This is a 308.3% increase from the initial MVR 30.0 million projected for this project during this year. The main reasons for this large variation include the GST payments for this project being paid this year via the domestic budget and the expenditure resulting from preparing the bridge for public use in 2018.

The second largest project carried out through the domestic budget is expected to be the waste management project in Thilafushi to reclaim land and add revetments. MVR 105.5 million is expected to be spent on this project by the end of this year. In addition, a large amount is expected to be spent from the domestic budget to develop airports. By the end of 2018, a sum of MVR 267.4 million is expected to be spent on the development of 5 airports. Furthermore, MVR 155.0 million on land reclamation projects, MVR 455.7 million on water and sewerage projects and MVR 435.8 million on harbour projects is expected to be spent from the domestic budget in the year 2018.

2.2 Loan PSIPs

The current disbursement forecasts for loan funded PSIPs estimate MVR 3,919.1 million to be spent this year. This is a 37.5% increase from the initial estimates for this year. The reasons for this include the loan funded mega projects scheduled to be completed in 2018 being near completion and relatively higher disbursements of other loan funded projects.

Loan funded projects are budgeted based on the estimated disbursement schedule for a given project. However, as projects deviate from this estimated schedule. In the past, the actual

disbursements have been far less than the disbursement estimate included in the budget. However, this trend has reversed in 2018. This is mainly evident from large-scale infrastructure projects such as the Velana International Airport runway project, Dharumavantha Hospital construction, and equipment project and the Male-Hulhule bridge project.

The biggest expenditure among loan funded projects for the year 2018 was for the Velana International Airport runway project. With a revised estimated cost of MVR 1,572.2 million, this is a 49.3% increase from previous estimates. Furthermore, an estimated sum of MVR 359.8 million is now expected to be spent on the new terminal project at Velana International Airport, which is 33.3% less than the initial estimates. In addition, MVR 789.5 million is estimated to be spent on the Dharumavantha Hospital construction and equipment project which is 76.5% higher than the budgeted estimates for this year. Revised estimates forecast that MVR 588.9 million would be spent on the Male-Hulhule bridge project this year, owing to a 360.3% increase from the initial estimates.

2.3 Grant PSIPs

MVR 571.0 million was budgeted for donor funded PSIP projects in 2018. However, current estimates show that only MVR 486.2 million would be disbursed from this budget. This is 14.9% lower than the approved budget. The main reason for this shortfall is largely due to the reduction in the grant received this year for the King Salman Mosque in Male' City. Although a sum of MVR 96.8

million was expected to be disbursed, only MVR 62.5 million was received this year.

2.4 Trust Fund PSIPs

MVR 3.7 million was approved for PSIP projects financed through trust funds. However, this amount is now expected to increase by 22.2%, reaching MVR 4.5 million. Although the majority the trust fund PSIP budget allocation was on office building projects, the majority of spending is now expected to be on building mosques. By the end of 2018, a total sum of MVR 3.4 million is expected to be spent on the construction of mosques. Among these, a sum of MVR 1.4 million is expected to be spent on the completion of K. Kaashidhoo mosque.

further in economically beneficial projects. In this regard, investments on housing projects, water and sewerage projects, transportation projects and health sector projects are prioritized in this budget.

The total approved PSIP budget for 2019 is MVR 7,076.7 million. This is a 0.3% reduction from the total revised PSIP expenditure in 2018. The 2019 PSIP budget is expected to take up 23.4% of the total budget. It comprises 60.4% of the total capital expenditure.

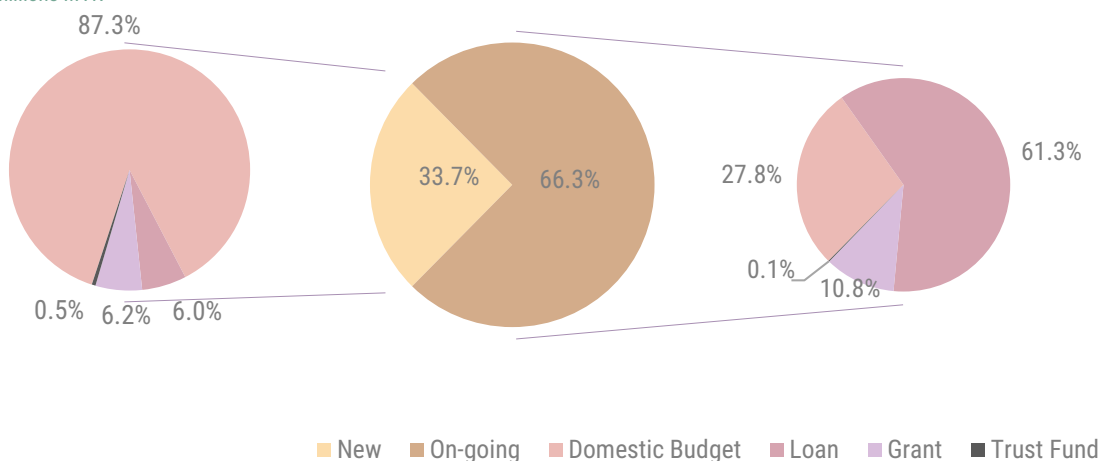
Among the total of 702 PSIP projects to be carried out in 2019, 315 projects are ongoing and 387 projects are new projects. A total sum of MVR 4,691.8 million is budgeted for ongoing projects and a total sum of MVR 2,384.9 million is budgeted for new projects.

PSIP projects for 2019 is to be financed with MVR 3,385.6 million from the domestic budget, MVR 3,018.2 million from loans, MVR 654.1 million from grants and MVR 18.8 million from trust funds. (Chart 51)

3 Approved PSIP 2019

The aim of the proposed PSIP budget for 2019 is to complete the ongoing projects, realize its economic benefits for the people, and invest

Chart 51: Composition of PSIP 2019 in millions MVR



Source: Ministry of Finance

Information box 6: Dharumavantha Hospital Project

In 2016, the government decided to establish a new public tertiary hospital to alleviate the load on and also expand on services and care provided by the Indira Gandhi Memorial Hospital (IGMH). The 25 story building being built next to the IGMH, Dharumavantha Hospital, would modernize the health care provided by the government. The operation of this hospital is also expected to reduce the number of Maldivian who go abroad for health care and introduce medical tourism in Maldives.

This project carried out through the government budget, is expected to cost a total of USD 200 million. The project includes the procurement of medical equipment required in addition to the construction of the 25 story building. Of the total MVR 3,084.0 million to be spent on this project, MVR 2,158.8 million is expected to be spent on building construction and MVR 925.2 million on procurement of medical equipment. The majority of funds secured from USD 250 million sovereign bond was invested into this mega project.

The completion of this project is expected to reduce the demand for foreign currency by cutting down on the rising number of Maldivians travelling abroad for healthcare.

During the course of this project, MVR 604.8 million was spent in 2016 and MVR 1,420.1 million was spent in 2017 for construction of the building. In addition, spending in 2018 amounted to MVR 48.3 million for construction. Furthermore, MVR 741.2 million and MVR 92.5 million has been spent for procurement of medical equipment in 2017 and 2018 respectively.

With the construction of this 25 story building having been completed within 2 years, the work ongoing in this project is the procurement of equipment and installation and finishing. The Dharumavantha Hospital would become one of three in Dharumavantha Group of Hospitals.

When the building is finished, a number of services provided by the IGMH, such as laboratory and cardiology services, would be transferred to Dharumavantha Hospital. The space freed would then be used to create additional beds (and rooms) in IGMH, which in turn help the limited availability of rooms and beds in the hospital. It is expected that the opening of Dharumavantha Hospital would increase the number of patients cared for by this group of hospitals. Furthermore, the hospital would also open up the opportunity to take in tourists in addition to locals.

The operation of Dharumavantha Hospital would introduce new services. This include respiratory and pulmonology, ortho diagnostic center, national uro renal center and pediatric ICU. Furthermore, the hospital includes private rooms designed to a whole new concept. A medical school would also operate inside this building. It is expected that the hospital would be opened in early 2019. Services provided in the hospital could be covered under the Aasandha health insurance scheme.

3.1 Domestic budget PSIPs

MVR 3,385.6 million is expected to be financed from the domestic budget from the total PSIP budget for 2019. This is a sum of MVR 1,303.9 million on 302 ongoing projects and MVR 2,081.7 million on 345 new projects to be initiated in 2019.

Among the projects budgeted from the domestic budget, the highest priority is given to the harbour projects set to commence in 2019. While MVR 452.0 million has been allocated 48 projects, MVR 333.8 million has been allocated for the land reclamation projects of 20 islands. Furthermore, MVR 181.5 million is allocated for water and sewerage projects in 43 islands as well. Other projects budgeted for in this fund include MVR 29.3 million allocated for a tertiary hospital in GDh. Thinadhoo, MVR 39.9 million for the M. Muli regional airport project and MVR 62.5 million for the construction of 3 multi-storey parking facilities in Male' City.

From the ongoing projects financed by the domestic budget, the highest expenditure would be on the development of 5 airports, costing MVR 142.4 million. These projects include Kulhudhuffushi airport which was opened in 2018, Sh. Funadhoo, HA. Maafinolhu, GDh. Faresmaathodaa land reclamation and the development of Maavarulu airport. Further, a total of MVR 56.9 million is budgeted for the installation of the toll system on the Male-Hulhule' Bridge.

3.2 Loan PSIPs

MVR 3,018.2 million has been allocated for 22 projects under PSIP financed through loans in

2019. 18 of these projects are ongoing and 4 are new projects. Ongoing projects include the Velana International Airport development project (the new runway and terminal) with a total of MVR 1,658.2 million allocated through loans. These loans include borrowings from Abu Dhabi Fund for Development, Kuwait Fund, Saudi Fund, OFID, and the Chinese Export-Import Bank.

Among the ongoing projects, MVR 203.2 million has been allocated for the S. Hithadhoo Regional Hospital project and a loan of MVR 279.3 million borrowed from the Saudi Fund allocated for the Hulhumale Island Development project. In addition, a total of MVR 92.5 million is budgeted for the procurement of medical equipment and accessories for the newly constructed Dharumavantha Hospital. This project is financed from the proceeds of the first sovereign bond issued in 2017.

One of the most significant projects to be initiated in 2019 includes the MVR 101.7 million allocated to the construction of housing units for military and police personnel. Although the "SifCo PolCo Housing" project has already been initiated by SifCo and PolCo (co-operative societies of the defence force and police service), further financial support from the budget is needed to complete the project. Furthermore, the loan funded PSIP budget also includes sewerage and harbour construction projects financed by loans of MVR 30.8 million from the OPEC Fund for International Development (OFID).

Information Box 7: Male'-Hulhule' Bridge Project

When the state budget is used for the developmental projects, and for the betterment of the daily life of the people, each year the budget aims to improve the quality of the service rendered to the people. With this in mind, in early 2015, a grant agreement was made between the Maldivian and the Chinese government to make commuting between Male', and Hulhumale' easy for the residents of the two cities. This project was initiated by the government to ease commute by developing a safe and hassle free access to Hulhumale' and Hulhule' (Velanaa International Airport) by land.

As a symbol of the friendship between Maldives and China, after the discussions between the two governments, to carry out the project the Chinese government's free aid of MVR 1,661.7 million rufiyaa was given. In addition, the government domestic budget put in MVR 196.7 million rufiyaa and an additional loan (China Exim bank) of MVR 1,115.2 million rufiyaa was received to launch the project. With this the project totaled to MVR 2,973.9 million rufiyaa.

During July of 2016, the loan agreement of the project was signed, and the work on the project began. When looking into the expenditure incurred for the project, the pre-feasibility study of the project incurred MVR 112.3 million rufiyaa. Additionally, during the first year of the project, a total of MVR 58,365.8 rufiyaa was spent, while in 2017, MVR 175.2 million rufiyaa was spent. Moreover, this year MVR 711.4 million rufiyaa is expected to be spent to complete this project. A higher expenditure is incurred during this year as numerous work was carried out in order to complete the project in 2018.

Male', Hulhule' and Hulhumale' have all been connected because of the bridge. This bridge is 1.39 kilometers long, and is designed so that there is two lanes in each direction. This includes one lane for buses and cars, and another lane for motorbikes. In addition to this there is also a lane for pedestrians. On 30 August 2018, with a colorful ceremony, the bridge was officially opened to the public, named as 'Sinamale' Bridge'. In order to get the full benefit out of the bridge, a highway between Hulhumale' and Hulhule' was also constructed. This highway was constructed by the Hulhumale' Development Corporation, after the government guaranteed them a loan of MVR 475.7 million rufiyaa.

3.3 Grant PSIPs

Among the PSIP projects financed through grants, MVR 505.1 million has been allocated for 12 ongoing projects while MVR 149.0 million has been allocated for 34 new projects. MVR 169.6 million of grant money has been allocated for the ongoing King Salman Mosque project in 2019. In addition, MVR 81.1 million has been allocated for the "Greater Male' Environmental Improvement and Waste Management Project", along with

MVR 58.6 million for the "Preparing Outer Islands for Sustainable Energy Development (POISED)" project. Both these projects are funded through ADB grants. Other projects funded from ADB grants include the MVR 37.0 million allocated for the "Accelerating Sustainable Private Investment in Renewable Energy" project in Male' City and Hulhumale'.

New projects that will seek grant funding during 2019 include water and sewerage projects in 34

islands with a total budget of MVR 149.0 million. Out of this, MVR 37.2 million have been budgeted for the installation of water systems in 7 islands.

3.4 Trust Fund PSIPs

MVR 18.8 million is budgeted for PSIP projects financed through trust funds to be carried out in 2019, of which, MVR 6.8 million allocated for 2 ongoing projects and an additional MVR 12.0 million allocated for 4 new projects.

New projects to be financed from trust funds include the construction of mosques in K. Thulusdhoo, HA. Hoarafushi, L. Gan and N. Magoodhoo. Ongoing projects to be financed from trust funds includes the finishing of K. Kaashidhoo mosque and the construction of the studio building at the Islamic Centre in Male' City.

The trust fund which contributes the most to this component of PSIP financing is the Mosque Fund.

3.5 Sectorial distribution of PSIPs

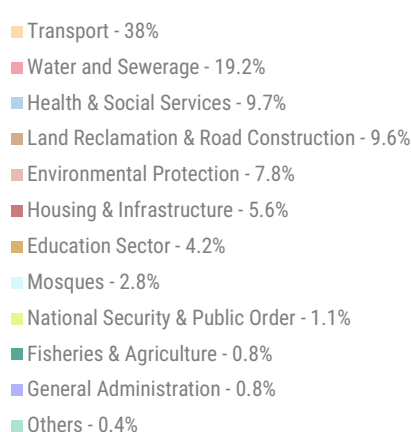
The 2019 PSIP budget prioritizes investments in projects to develop easy access to islands and transport. In addition to this, water and sewerage projects and housing projects are prioritized in this budget as well. (Chart 52)

3.5.1 Ease of access to islands

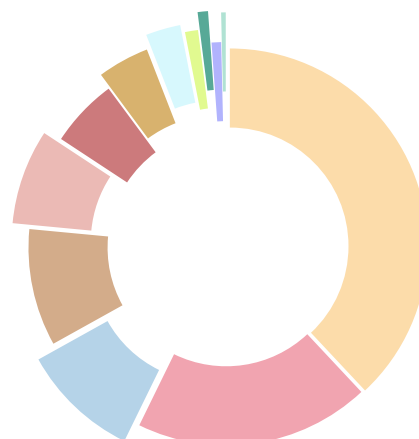
MVR 2,690.5 million is budgeted for 115 projects for the provision of easy access to islands under PSIP 2019. This constitutes to 38.0% of the total PSIP budget. The majority of funds from the domestic budget and loans is also allocated to projects in this sector.

Most of the budget in this sector has been allocated for the development of airports and harbour projects. MVR 39.9 million and MVR 0.5 million have been budgeted for the development of M. Muli airport and carrying out the feasibility study for airport development in HDh. Makunudhoo respectively. A further MVR 1.5 million has been allocated from the domestic budget to upgrade

Chart 52: Program composition of PSIPs 2019 in millions MVR



Source: Ministry of Finance



Information Box 8: Velana International Airport Runway and Terminal Development Project

Airports are a key infrastructure investment for the government, which allows for ease of travel to the residents, allowing flow of economic activities as well as being a source of economic development for the country. In this manner, along with the development of the tourism industry, the development of the airport was undertaken with aim of helping tourists and Maldivians alike. The government began the development on the runway and terminal in 2016. The development of this terminal is an important investment, as it would reduce difficulties faced by the tourists and airlines during the peak hours, due to the lack of time and space available.

This project is being divided into 2 different phases. The first of which is the development of the runway and fuel farm funded through a loan received by the Chinese Exim Bank of MVR 5,764.6 million. The second of which is the development of the passenger terminal, funded by multiple loans from different Arabic countries totaling to MVR 4,008.5 million.

When looking into the development of Velana International Airport's terminal, the finances were raised from OFID, Abu Dhabi Fund, and Kuwait Fund. Each of which donated MVR 771.0 million, while Saudi Fund issued a loan of MVR 1,695.5 million. The project disbursements for 2017 was at MVR 51.7 million and up to 2018 September it stands at MVR 69.6 million. Additionally, during this year, MVR 359.8 million is expected to be disbursed. The progress of the project shows that for the development of the terminal, a contractor has been hired and the work has been started.

With the assistance from the loan issued by Chinese Exim Bank the work in relation to the runway and fuel farm projects began in 2015. Moreover, MVR 1,692.2 million was spent in 2016, MVR 636 million in 2017, and up to 2018 September MVR 1,365 million has been spent. Hence up to date a total of MVR 3,694 million has been spent. Additionally in 2019, MVR 1,572.1 million is expected to be spent. The majority of the physical work for the development of the runway has now been completed. The project is expected to be completed in 2020.

the airport at HDh. Hanimaadhoo. Among loan funded projects, the project with the largest amount allocated is for the development of Velana International Airport terminal and runway with a total sum of MVR 1,658.2 million.

An additional MVR 66.4 million has been allocated for the Male-Hulhule bridge project, of which, MVR 56.9 million has been allocated for the installation of the toll collection system. The remainder of the project costs would be spent on outstanding

bill payments, maintenance costs and fees of the vehicles used during the construction of the bridge.

3.5.2 Water and Sewerage

Water and Sewerage projects constitute 19.2% of the total PSIP expenditure. MVR 1,360.4 million has been allocated for 136 water and sewerage

projects. These projects are financed by MVR 623.1 million from the domestic budget and another MVR 581.7 million from foreign loans.

The majority of expenditure under this sector are on establishing sewerage systems. The budgeted projects for 2019 include 32 sewerage projects, 36 integrated water systems, and 68 simultaneous water and sewerage systems. This includes newly 63 water and sewerage projects with a budget of MVR 274.4 million, 26 integrated water systems with a budget of MVR 93.4 million and 11 sewerage projects with a budget of MVR 62.2 million.

3.5.3 Health and social sector development

MVR 685.2 million has been budgeted for 168 projects intended for the development of the health and social sector in the 2019 PSIP budget. This constitutes to 9.7% of the total PSIP budget.

MVR 453.7 million has been allocated for 37 projects intended for the development of the health sector, which is 6.4% of the total PSIP budget. This includes MVR 92.5 million allocated to the procurement of equipment for the newly constructed Dharumavantha Hospital and a total of MVR 227.0 million for the S. Hithadhoo Regional Hospital project.

In the social sector, MVR 62.5 million has been allocated for the construction of 3 multi-storey parking facilities in order to relieve Male' City from congestion.

3.5.4 Land Reclamation and Road Development

MVR 677.5 million has been allocated for 62 land reclamation and road development projects out of the total PSIP budget, which is 9.6% of the total PSIP 2019.

The majority of the projects in this sector is for road development with an allocated budget of MVR 281.5 million for 38 projects financed by the domestic budget. In addition, MVR 396.0 million has been allocated for land reclamation. The largest land reclamation projects budgeted for 2019 include reclamation and sea wall construction of R. Dhuvafaru, HA. Ihavandhoo, GA. Dhaandhoo and K. Huraa.

3.5.5 Environmental Protection

MVR 549.3 million or 7.8% of the total PSIP budget in 2019 has been allocated for environmental protection. These projects include waste management, coastal protection, and stormwater drainage systems.

A large portion of the budget for this sector has been allocated for waste management projects. A total sum of MVR 231.6 million has been allocated for 22 projects in this sector. These projects include a dump site in HA. Baarah, a waste management centre in L. Dhanbidhoo and the enhancement of GA. Villingili waste management centre.

Renewable energy development projects constitute to the second largest portion of the budget for this area. The budget allocation in this area constitutes 2.6% of the total PSIP

budget. These projects include the multi-island “Preparing Outer Islands for Sustainable Energy Development” (POISED) project with the assistance of Asian Development Bank, and the “Accelerating Sustainable Private Investment in Renewable Energy” (ASPIRE) project with the assistance of the World Bank. The total budget allocated for these projects is MVR 184.8 million.

3.5.6 Housing

MVR 272.6 million has been allocated for 9 newly initiated housing projects while MVR 123.9 million has been allocated for 7 ongoing projects under the 2019 PSIP budget. This constitutes to 5.6% of the total PSIP.

Among this, MVR 101.7 million has been allocated for the “SifCo PolCo Housing Unit” project aimed to provide housing for police and military officials. Furthermore, the construction of housing units in Lh. Naifaruu, L. Gan, B. Thulhaadhoo and M. Kolhufushi, and the “Affordable Housing Scheme”

project carried out in multiple islands are included in the PSIP budget for this sector. Ongoing housing projects include the MVR 73.2 million allocated for retention money for phase 2 of the construction of 1,500 housing units.

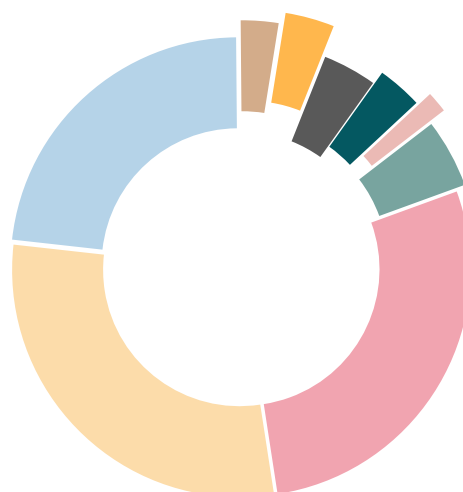
3.5.7 Others

MVR 717.4 million has been allocated for sectors other than the main categorizations under the PSIP budget for the year 2019. Such projects include the construction of the 8 storey classroom block of CHSE, construction of a new school in K. Kaashidhoo and Hulhumale and the drug rehabilitation and detoxification centre project in GDh. Thinadhoo.

3.6 PSIP Allocation by Office

PSIPs are distributed to the offices based on the implementing agency of that specific project.

Chart 53: PSIP allocation by office 2019 in millions MVR



Source: Ministry of Finance

In this regard, 28.1% of the 2019 PSIP budget has been allocated for the Ministry of National Planning and Infrastructure. The ministry would be carrying out MVR 1,990.6 million worth of projects, which include the ongoing King Salman Mosque project and the newly initiated project of the construction of Housing projects. In addition, road development and harbour projects are also included under this ministry.

A total of 29.2% of the PSIP budget has been allocated for the Ministry of Finance. Projects under this ministry are carried out by either a State-Owned Enterprise or a non-governmental contractor. These projects include the loan financed newly initiated SIFCO POLCO housing unit project, the ongoing Hulhumale' Island Development project and the projects for development of Velana International Airport runway and terminal.

Ministry of Environment has been allocated with 23.1% of the total PSIP budget. Projects implemented by this ministry include the provision of water supply, sewerage, and waste management project funded by a loan from OFID, "Preparing Outer Islands for Sustainable Energy Development" project, integrated water systems in 36 islands, water and sewerage systems in 67 islands and further projects intended for environmental protection.

In addition, a total of MVR 189.2 million has been allocated for the development of regional airports under the regional airports budget. This includes the development of an airport in M. Muli and the upgrade of the airport in HDh. Hanimaadhoo. Furthermore, a total of MVR 92.5 million, or 1.3% of the total PSIP, has been allocated

for the equipment of the newly constructed Dharumavantha Hospital. (Chart 53)

Information box 9: Public Finance Management Reform

The fiscal policy is one of the most important tools used to manage the economy of a country. This is especially true for a small island state such as the Maldives, where the exchange rate is also set by the government. The government can support the growth of an economy through the use of the fiscal policy, by amendments to the tax rates and changes to government spending. The decision on increasing spending and investments and allowing for higher deficit to stimulate growth or cut down on spending and raise revenue to reduce deficit is made through the fiscal policy. Hence, the fiscal policy shows how the policies need to be shaped to manage the economy.

The success of the fiscal policy is dependent on public finance management or the efficiency of the public finance system. The public finance management includes the structure of the public finance system and the relevant legal structure required to govern public finance. Each of these is important to achieve the objectives of the fiscal policy. For instance, if the deficit is not maintained at a certain level, its negative impact is felt throughout the economy. Further, achieving the desired objectives through the fiscal policy is impeded when the weaknesses and loopholes in public finance are exploited.

Hence, it is important to strengthen public finance. The support by all offices and citizens to improve public finance management is the greatest assistance to achieving the economic goals of a country.

Significant strides have been made to improve public finance management of the country. In this regard, a public finance reform project is being carried out with the assistance of the World Bank. This box will now delve into the positive outcomes of this public finance management reforms.

1. Use of Materials Management (MM) module

The main complaint received by the Ministry of Finance is delays in payments to vendors. One of the main reasons for this is the Ministry of Finance not having received information of these services and pending bills from other government institutions. With the use of the materials management module of SAP, to record spending of government institutions has created transparency and efficiencies in government spending as well as a means of proper maintenance of records on government spending. Before a government institution purchases a good or a service, the information about said purchase is now received to the Ministry of Finance. This would in turn assist in planning out expenditure and ensure timely payments to vendors.

The use of this module has been rolled out to 119 government institutions by the end of September 2018, a significant increment from the 63 institutions using the module in 2014. Furthermore, the number of purchase orders (PO) raised from this module increased from 15,754 in 2014 to 44,353 POs by the end of September 2018. This is an increase of 182% compared to 2014. By the end of September 2018, the MM module was rolled out to all institutions established in Male for purchasing goods and service. The procurement value has also had a significant increase from 2017 to 2018.

Figure 9.1: Number of Offices that use MM module

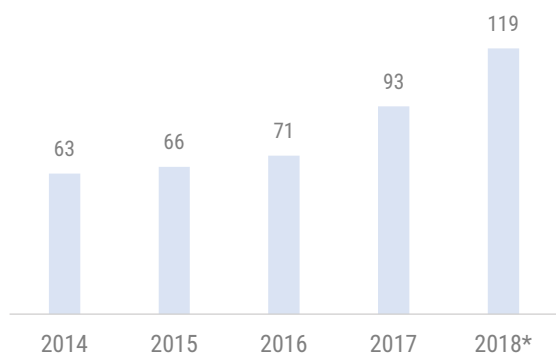


Figure 9.2: Number of POs raised through MM module

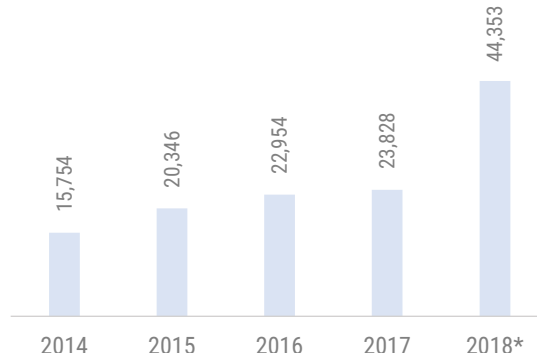
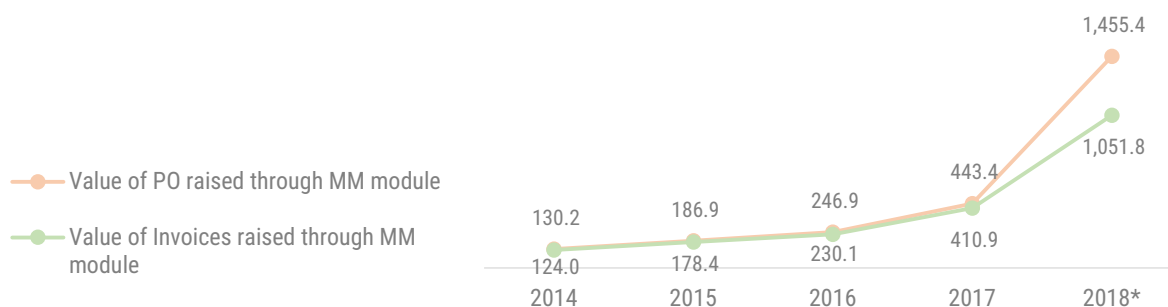


Figure 9.3: POs raised through MM module in millions MVR



* figures of 2018 as at September
 Source: Ministry of Finance

2. Efficiencies in budget preparation

New budget Process

In 2017, the business planning and consolidation (BPC) module was introduced in order to automate the process of compilation of the budget. In this regard, details of revenues, expenditure and PSIPs were received to the Ministry of Finance in 2018 and 2019 through the BPC module from all government institutions not including councils.

The introduction of this module also brought about changes to the budget process. For instance, the new policy initiatives was introduced so that government offices can carry out new activities and projects in addition to the baseline spending. These new policy initiatives were collected and sent to the President's Office during the early stages of the budget preparation process in order to obtain policy decision early on. Furthermore, in order to make evaluation of new PSIPs more effective, offices were given ceilings for new policy initiatives, which also includes new PSIPs. This would encourage offices to internally prioritise projects and activities before they are sent to the Ministry of Finance. In addition

this would create plans within offices for new activities for the year and ease identifying new activities and projects that would be carried out during the new fiscal year. The new budget process has been formulated to ensure that government institutions are made more accountable.

Preparation of the medium term fiscal framework

The medium term fiscal framework is the most important tool to prepare the fiscal policy and plan the fiscal strategy for the medium term. To ensure that a credible fiscal framework is developed by the Ministry of Finance, a financial programming model has been developed and is used. This model can be used to shape the fiscal policy and to ascertain the impact of the fiscal policy on the economy. The medium term fiscal framework is prepared with the use of this model. The recommendations on the budget ceiling and deficit levels is based on the calculations made using this model.

3. Efficiencies in public investment management

In order to improve efficiency of public investment management, work has been done to conduct reviews on the procedure of how a public sector investment program is carried out. To identify the level of planning, allocation and implementation of PSIPs, a public investment management assessment (PIMA) was carried out in 2017 with the technical assistance of the International Monetary Fund. Furthermore, efforts has been made to implement all recommendations received from this assessment. As such, screenings of projects carried out by institutions began during 2018 and trainings were conducted to relevant staff in relation to public investment management.

Table 9.1: Approved and Actual PSIP expenditure
in millions MVR

Year	Approved	Actual	Actual as a % of approved budget
2014	3,459.9	1,944.1	56.2%
2015	6,259.6	3,122.0	49.9%
2016	9,115.7	7,079.0	77.7%
2017	7,989.0	5,936.9	74.3%

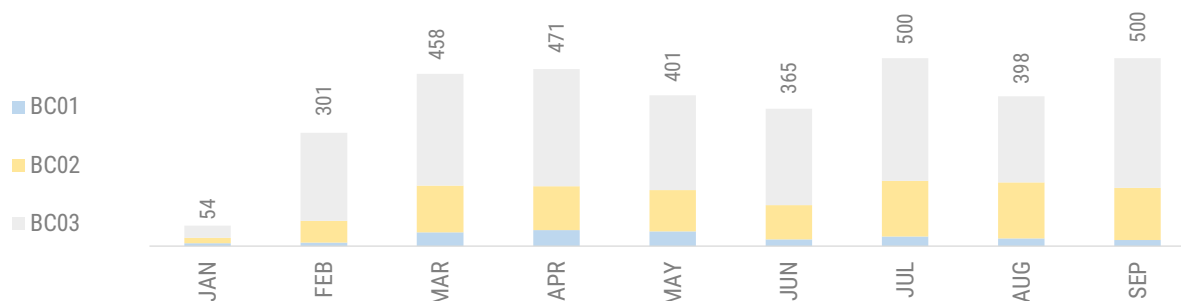
Source: Ministry of Finance

4. Efficiencies in budget controls

Introduction of “Bandeyri Portal”

To improve on public finance management by digitizing and automating correspondences between the Ministry of Finance and other government institutions, the “Bandeyri” portal was developed and began to be used during the year. The portal has made it more convenient for government institutions to obtain approvals required for travel, virements, use of the advance fund, and procurement of goods or services required from the Ministry of Finance. As all request can now be viewed from the portal, it has allowed the Ministry of Finance to make decisions on and answer these requests much

Figure 9.4: Number of forms submitted to Ministry of Finance through Bandeyri Portal



Source: Ministry of Finance

more swiftly. Of the 3,448 requests received till September of 2018, 3,411 requests were answered to using this portal. The requests through this portal are now responded to within 2 or 3 days.

Reducing budget virements

Measures have been taken to reduce the difference between the approved and actual expenditure. As such, steps have been taken to ensure budget is realistic by ensuring that the spending in different budget codes are managed within similar levels as previous years. As a result, the virements was reduced to 42% of the approved budget in 2017 from 91% in 2014.

Table 9.2: Budget virements

Year	Number of virements	Virements (in millions MVR)	% of approved budget
2014	34,418	16,260.3	91%
2015	35,111	14,126.7	58%
2016	22,651	17,632.8	64%
2017	19,350	11,280.2	42%

Source: Ministry of Finance

5. Amendments to Public Finance Regulation

Amendments to the Public Finance Regulation was made after extensive review in 2017. With these amendments, the procurement procedure has been made more efficient by improving on the procedures of bid committees in institutions and the procedures for tender and auction.

6. Efficiencies in cash flow management

To manage the daily cash flows of the government and to plan out government spending, a cash flow forecasting model was developed. Through this model, daily the inflows to be received into and cash out flows from the public bank account were estimated and allowed to maintain daily spending of the government in a similar pattern to the respective inflows. Furthermore, this model helps in identifying months where revenue would be low and financing would be required to settle spending. Hence, months for which treasury bills and bonds needed to be raised were identified beforehand.

In addition, a cash flow committee was formed within the Ministry of Finance as well as an external cash flow committee, which includes representatives of the Ministry of Finance, the Maldives Inland Revenue Authority and the Maldives Monetary Authority. Spending for the year and revenue constraints and financing need and sources of finance is discussed in these committees. This has enabled the Ministry of Finance to make more timely payments and also received positive feedback from vendors.

7. Management of debt risks

The medium term debt strategy is formulated each year to assist in managing debt risks. This strategy is prepared and submitted to the People's Majlis under the Fiscal Responsibility Law (Law Number 7/2013). This strategy includes the debt objectives and level of debt to GDP and measure taken and planned to be taken to mitigate risks from debt.

Further, the following actions have been taken to manage debt risks;

- A borrowing plan was formulated for the purpose of keeping the banks and the public informed about upcoming Treasury bill issuances.
- Developing the secondary market of Treasury instruments.
- The Sovereign Development Fund (SDF) was established, worth US\$ 47 million as of date of publication, with the objective of acting as debt-sinking fund.
- A new policy was introduced for issuing Government guarantees, which has been published on the Government Gazette.
- Maldives' credit rating was obtained.
- In addition to this, the debt sustainability analysis is formulated and quarterly developments of debt performance is published on the Ministry of Finance website.

In addition to the aforementioned measures, a number of other activities are being carried out to improve public finance management. The brunt of the financial and technical assistance received for this projected is from the World Bank. More activities to improve public finance management has been planned under the "world bank finance management strengthening project". It is the hope that the public finance system is positively influenced by these activities and better achieve the objectives of the fiscal policy and improve economic growth.

Key Economic Indicators, 2017 - 2021

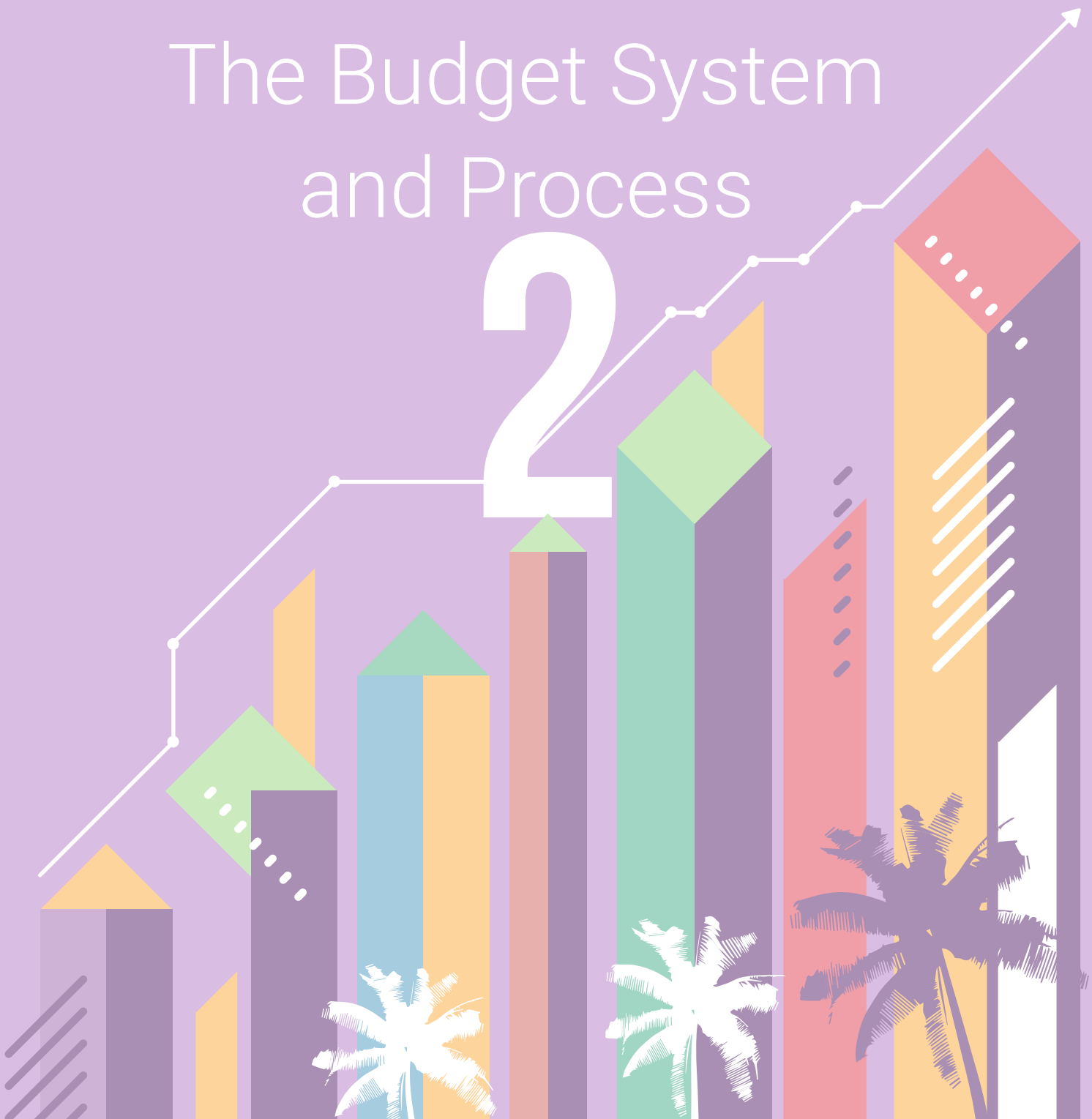
	2017	2018	2019	2020	2021
Nominal GDP (in millions MVR)	75,051.7	82,504.3	90,188.2	98,655.6	107,095.0
Real GDP (in millions MVR)	67,109.2	72,242.1	77,182.6	82,792.9	88,488.3
GDP Growth Rate (%)	6.9%	7.6%	6.8%	7.3%	6.9%
Total Revenue & Grants	20,258.7	21,322.7	23,339.8	24,330.4	24,973.3
Tax Revenue	14,742.4	15,363.1	16,506.5	17,760.7	18,449.3
Non Tax Revenue	5,299.0	5,588.1	5,680.6	5,891.4	6,206.4
Grants	343.8	577.8	1,353.0	842.1	556.9
(-) Subsidiary Loan Repayment	(126.5)	(206.3)	(200.3)	(163.7)	(239.2)
Total Budget	24,951.1	27,964.6	30,251.7	31,976.2	31,752.0
Recurrent Expenditure	14,955.2	17,113.6	18,529.3	19,058.4	19,443.5
Capital Expenditure	9,995.9	10,851.0	11,235.9	12,215.6	12,006.3
Public Sector Investment Program (PSIP)	5,891.3	7,096.5	6,627.5	7,714.8	7,372.1
Total Expenditure	22,497.6	25,837.1	27,342.3	29,153.1	28,385.9
Budget Deficit	(2,238.9)	(4,514.4)	(4,002.5)	(4,822.7)	(3,412.6)
Budget Deficit (% GDP)	-3.0%	-5.5%	-4.4%	-4.9%	-3.2%
Total Debt	43,245.6	48,576.9	55,310.5	62,363.0	66,364.9
Foreign Debt	16,675.4	21,497.2	25,601.4	27,900.1	30,082.9
Domestic Debt	26,570.2	27,079.7	29,709.0	34,463.0	36,282.0
Debt (% GDP)	57.6%	58.9%	61.3%	63.2%	62.0%
Balance of Payment (in millions MVR)	-	-	-	-	-
Current Account	(1,072.8)	(1,234.6)	(1,182.1)	-	-
Financial Account	(968.0)	(1,321.2)	(1,194.3)	-	-
Current Account (% Nominal GDP)	-22.0%	-23.1%	-20.2%	-	-
Official Reserve (in millions USD)	586.1	674.3	686.5	-	-
Inflation Rate (National)	2.8%	-0.7%	0.1%	-	-

Data is based on information available as at 29 October 2018

Source: Maldives Monetary Authority / National Bureau of Statistics / Ministry of Finance

The Budget System and Process

2



2 The Budget System and Process

The fiscal year of the Government of Maldives runs from 1st January to 31st December.

Basis of Accounting

The Budget is essentially based on cash accounting principles. Budget estimates are prepared on the basis of the total requirement to finance the expenditure of the government considering the revenue constraints for each year.

The Budget Process

The Minister of Finance is responsible for the preparation and presentation of the budget to the parliament for approval as stipulated in Article 32 of the Public Finance Act¹. The Government Budget consists of regular budget and extra-budgetary items. The regular budget presents estimates of domestic revenue, current expenditure and domestically financed capital expenditure. Extra-budgetary items include estimates for projects financed by foreign grants and foreign loans.

Scope of the Budget

The Budget records all receipts and expenditure by government ministries and departments, including sales of goods and services to the public on a gross basis. Transactions between central government bodies and non-financial public enterprises are usually recorded in the budget on

a net basis.

The Budget Formulation Process

The ongoing Public Finance Management (PFM) project, has enabled the Ministry to successfully implement the BPC (budget planning and consolidation); the automation of budget process. This has enabled the Ministry to further strengthen the process and bring reforms to the system.

As practiced in last year, the budget formulation process was phased out in two stages. Stage one basically focused on the submission of the NPI's (new policy initiatives). The process began in mid-May when the Ministry issued the 1st Budget Circular which requests individual ministries and departments to provide information on the NPI's for the forthcoming year. Once the data was received, evaluation criteria was set, evaluated and shared with the President's Office for approval.

The 2nd Budget Circular was issued; requesting individual ministries and departments to provide information on the regular and extra budgetary information on actual out-turn for the past year, revised estimates for the current year, and expenditure proposals for the forthcoming year. The requested data and estimated budgets was received, and evaluated by FAD through the system. The evaluation process first includes technical

¹ For each financial year, the minister must prepare and submit the budget to the parliament two months prior to the beginning of the fiscal year.

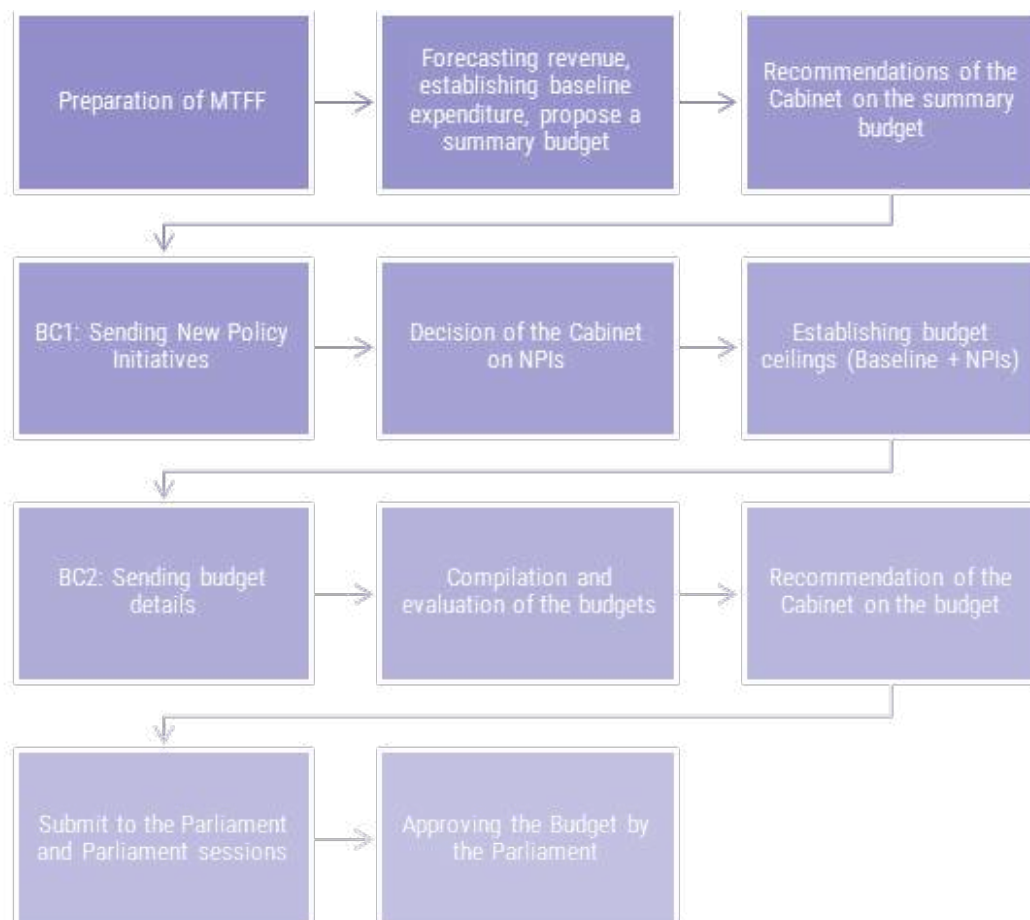
assessment, followed by technical and ministerial meetings with the offices. These meetings help to cap expenditure on ceilings provided to each Ministry and Independent Offices.

The budget is then consolidated on the basis of the information provided by ministries and departments, in consultation with the President's Office. As this was the election year, the budget was consolidated while incorporating the views of the new administration.

The final budget was sent to the parliament in late October for approval before the end of the year. (With the second amendment to the Public Finance Act passed by the parliament in 2012, the Ministry of Finance will have to submit the Budget to the parliament two months prior to the end of each calendar year)

The proposed budget for 2019 was approved by the parliament with changes on 28th November 2018.

Budget Process



The Budget Classification

The revenue of the government falls into two broad categories.

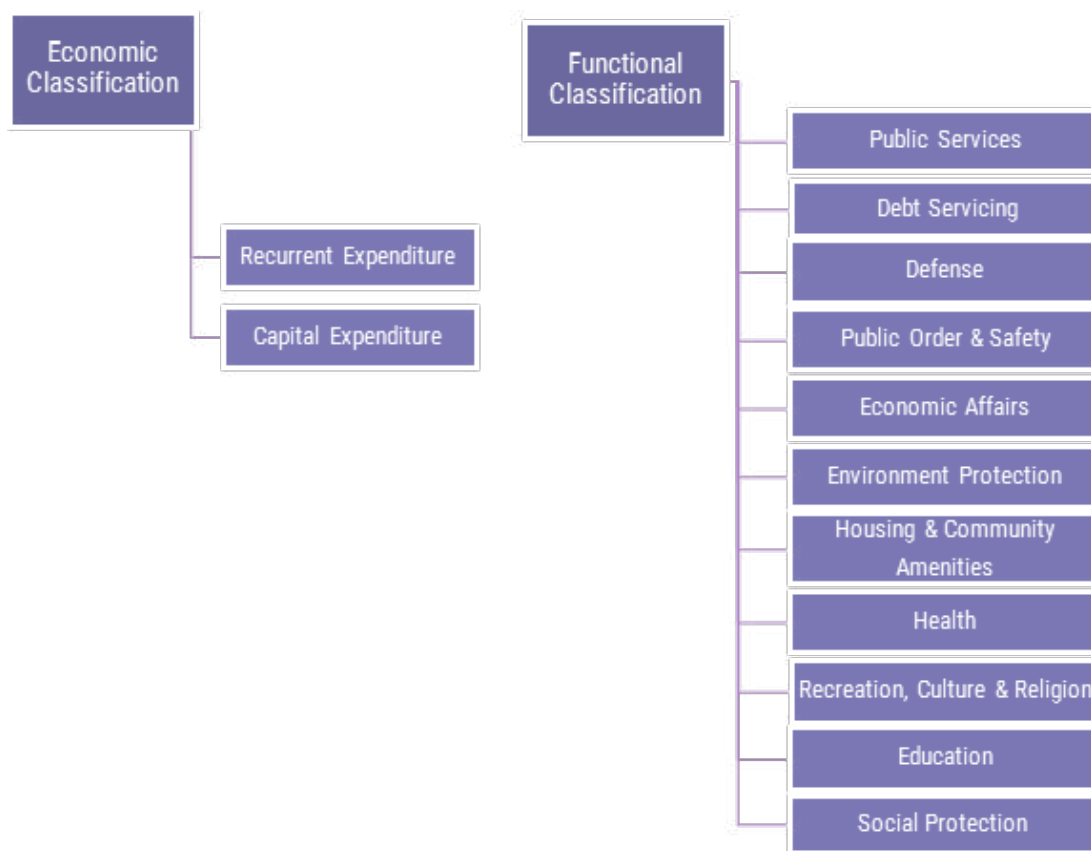
1. Revenue of the government, which are mainly domestic in nature and include both tax and non-tax revenue.
2. Revenue of the government that are external in nature and include foreign grants and proceeds from foreign loans.

The expenditure of the government is divided into recurrent and capital expenditure. These are

further classified into functions and economic activities (functional and economic classification).

The economic classification of recurrent expenditure includes items such as salaries and wages, travel expenses, supplies and requisites, repairs and maintenance. The economic capital expenditure consists of equipment outlays, amortization, capital contribution, PSIP projects and investment outlays.

Functional expenditure of either a recurrent or capital nature is further subdivided into categories as classified under GFSM 2014 (Government Finance Statistics Manual).



Budget Summary

3



3

Budget Summary

3.1 PUBLIC FUND SUMMARY 2017-2021

(IN MVR)

	2017	2018	2019	2020	2021
	Actual	Revised		Approved	
Government Revenues	25,287,853,101	29,164,565,049	31,457,388,863	33,142,548,705	32,869,005,907
Consolidated Revenue Fund	20,759,125,573	21,925,887,052	24,894,722,331	27,629,655,478	27,936,845,969
Loan and Capital Works Fund	4,350,170,175	7,104,891,999	6,027,368,286	5,106,884,213	4,495,146,881
Advance Fund	-	-	410,963,202	281,641,470	312,603,013
Trust Fund	178,557,353	133,785,998	124,335,044	124,367,544	124,410,044
Total Budget	24,951,085,513	27,964,565,049	30,251,742,542	31,976,196,498	31,751,957,845
Consolidated Revenue Fund	15,680,419,012	17,786,956,804	19,549,527,642	20,001,023,783	20,280,806,603
Loan and Capital Works Fund	9,095,500,547	9,978,113,924	10,165,594,259	11,579,685,735	11,051,097,629
Advance Fund	-	-	410,963,202	281,641,470	312,603,013
Trust Fund	175,165,954	199,494,321	125,657,439	113,845,510	107,450,600

3.2 BUDGET SUMMARY AND FINANCING 2017- 2021

(IN MVR)

	2017	2018	2019	2020	2021
	Actual	Revised		Approved	
Revenue and Grants					
Revenue - Government Departments	19,841,171,067	20,805,381,673	22,051,412,989	23,516,410,484	24,519,970,478
Revenue - Trust Funds	178,557,353	133,785,998	124,335,044	124,367,544	124,410,044
(-) Subsidiary Loan Repayments	(126,538,856)	(206,283,526)	(200,253,483)	(163,727,232)	(239,239,479)
Total Revenue	19,893,189,564	20,732,884,145	21,975,494,550	23,477,050,796	24,405,141,043
Foreign Grants - Grants and Donations (in Cash)	105,920,444	17,384,120	626,618,567	16,485,000	16,485,000
Foreign Grants - Project Grants	259,561,140	572,419,320	737,690,901	836,900,102	551,706,071
Total Revenue and Grants	20,258,671,148	21,322,687,585	23,339,804,018	24,330,435,898	24,973,332,114
Expenditure					
Domestic Budget Expenditure - Government Departments	21,767,820,162	23,227,090,285	26,278,072,896	27,398,580,043	27,102,440,923
Trust Fund Expenditure	175,165,954	199,494,321	125,657,439	113,845,510	107,450,600
Cash Grant Expenditure	28,152,531	15,308,139	19,617,000	19,717,000	19,817,000
Project Grant Expenditure	267,009,961	572,419,320	737,690,901	836,900,102	551,706,071
Loan Expenditure	2,712,936,905	3,950,252,984	3,064,426,233	3,579,755,263	3,943,440,810
0.1% Contribution to Political Parties	-	-	26,278,073	27,398,580	27,102,441
Total Budget	24,951,085,513	27,964,565,049	30,251,742,542	31,976,196,498	31,751,957,845
(-) Loan Repayment (Domestic)	(1,355,522,830)	(978,714,096)	(1,394,040,951)	(1,322,084,538)	(1,321,680,051)
(-) Loan Repayment (Foreign)	(1,048,831,368)	(1,128,800,000)	(1,493,810,000)	(1,479,367,000)	(2,022,747,000)
Contribution to International Financial Institutions	(49,168,304)	(20,000,000)	(21,620,684)	(21,612,069)	(21,612,069)
Total Expenditure	22,497,563,011	25,837,050,953	27,342,270,907	29,153,132,891	28,385,918,725
Budget Balance					
Total Revenue & Grants	20,258,671,148	21,322,687,585	23,339,804,018	24,330,435,898	24,973,332,114
(-) Total Expenditure	22,497,563,011	25,837,050,953	27,342,270,907	29,153,132,891	28,385,918,725
Overall Balance (Deficit) / Surplus	(2,238,891,863)	(4,514,363,368)	(4,002,466,889)	(4,822,696,993)	(3,412,586,611)
Primary Balance (Deficit) / Surplus	(1,141,945,204)	(2,936,363,533)	(2,000,929,405)	(2,534,372,164)	(908,918,335)
Overall Balance (Deficit) / Surplus	(2,238,891,863)	(4,514,363,368)	(4,002,466,889)	(4,822,696,993)	(3,412,586,611)
Interest on Loan repayment	1,096,946,659	1,577,999,835	2,001,537,484	2,288,324,829	2,503,668,276

	2017 Actual	2018 Revised	2019	2020 Approved	2021
Financing					
Foreign	3,041,777,667	5,403,672,679	3,795,867,385	2,790,617,111	1,920,693,810
Loan Disbursements	1,562,315,793	3,160,759,874	2,971,906,233	3,503,755,263	3,943,440,810
Sukuk / Bond	2,528,293,242	3,371,712,805	2,317,771,152	766,228,848	-
Sukuk / Bond Face Value	3,853,234,895	3,084,000,000	2,313,000,000	-	-
Balance at the end of the year	(257,989,816)	(771,000,000)	(500,000,000)	-	-
Investments	(1,066,951,837)	(266,228,848)	(266,228,848)	-	-
Balance carried forward	-	1,324,941,653	771,000,000	766,228,848	-
Less: Loan Repayment (Foreign)	(1,048,831,368)	(1,128,800,000)	(1,493,810,000)	(1,479,367,000)	(2,022,747,000)
Domestic	(802,885,804)	(889,309,311)	206,599,504	2,032,079,882	1,491,892,801
Treasury Bill, Bond & Loans	812,034,062	1,103,121,259	2,627,653,977	4,378,401,464	3,712,993,504
Susidiary Loan Repayment	126,538,856	206,283,526	200,253,483	163,727,232	239,239,479
Less: Loan Repayment (Domestic)	(1,355,522,830)	(978,714,096)	(1,394,040,951)	(1,322,084,538)	(1,321,680,051)
Arrears	-	-	(500,000,000)	(400,000,000)	(300,000,000)
Transfers to Sovereign Development Fund	(336,767,588)	(1,200,000,000)	(705,646,321)	(766,352,207)	(817,048,062)
Contribution to International Financial Institutions	(49,168,304)	(20,000,000)	(21,620,684)	(21,612,069)	(21,612,069)
Total Financing	2,238,891,863	4,514,363,368	4,002,466,889	4,822,696,993	3,412,586,611
Memorandum Items					
Nominal GDP (Millions MVR)	75,052	82,504	90,188	98,656	107,095
Real GDP (Millions MVR)	67,109	72,242	77,183	82,793	88,488
Total Debt (Millions MVR)	43,246	48,577	55,310	62,363	66,365
External Debt (Millions MVR)	16,675	21,497	25,601	27,900	30,083
Domestic Debt (Millions MVR)	26,570	27,080	29,709	34,463	36,282
As a % of Nominal GDP					
Total Revenues & Grants	27.0%	25.8%	25.9%	24.7%	23.3%
Total Expenditure	29.9%	31.3%	30.3%	29.6%	26.5%
Overall Balance (Deficit) / Surplus	-2.9%	-5.5%	-4.4%	-4.9%	-3.2%
Primary Balance (Deficit) / Surplus	-1.5%	-3.6%	-2.2%	-2.6%	-0.8%
Total Debt	57.6%	58.9%	61.3%	63.2%	62.0%
External Debt	22.2%	26.1%	28.4%	28.3%	28.1%
Domestic Debt	35.4%	32.8%	32.9%	34.9%	33.9%

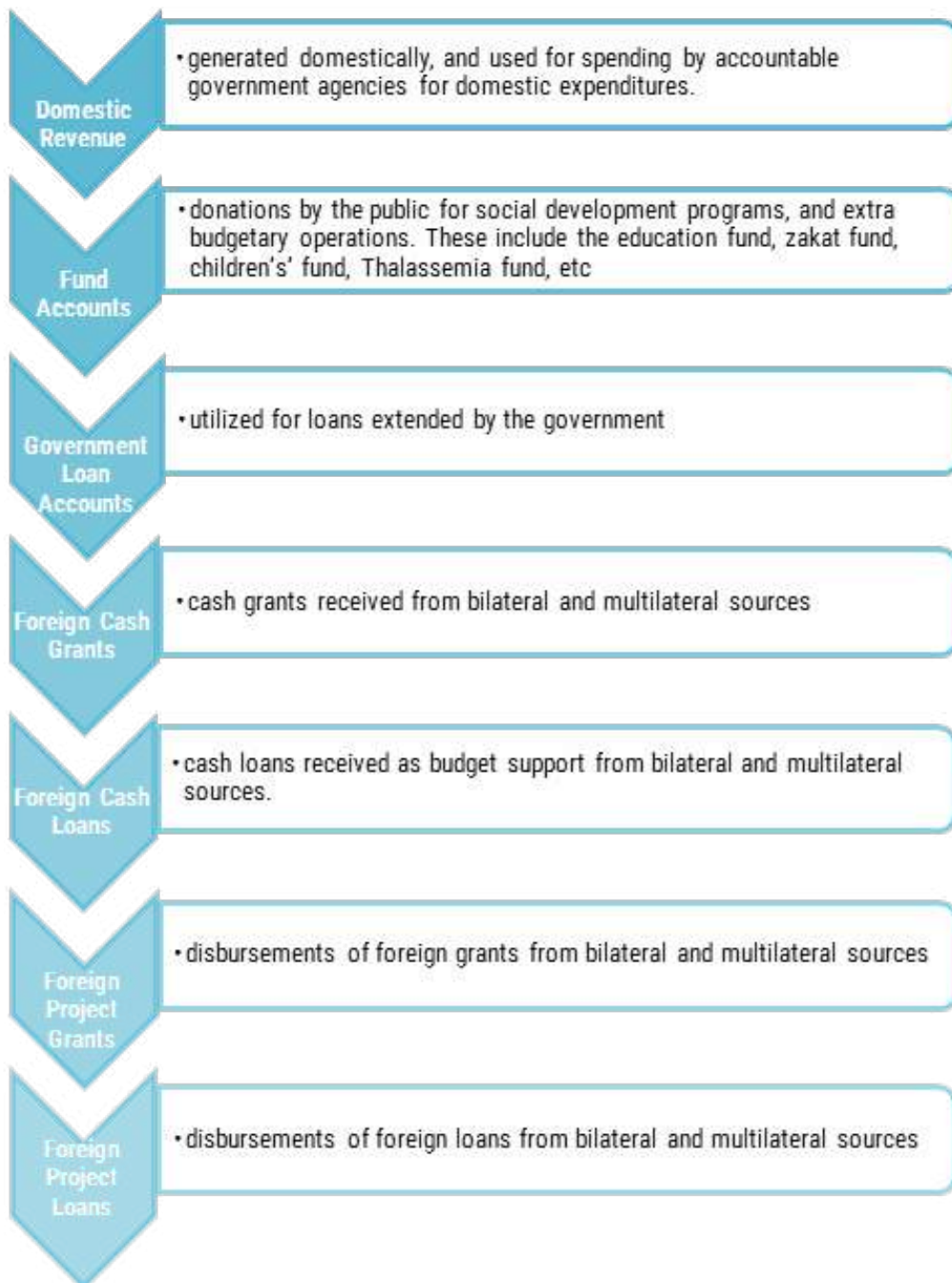
Government Receipts



4

Government Receipts

Government income or receipts are classified into the following sources:



4.1 TOTAL REVENUE AND GRANTS 2017 -2021

	2017 Actual	2018 Revised	2019	2020 Approved	2021
Total Revenue and Grants	20,258,671,148	21,322,687,585	23,339,804,018	24,330,435,898	24,973,332,114
(-) Subsidiary Loan Repayment	(126,538,856)	(206,283,526)	(200,253,483)	(163,727,232)	(239,239,479)
Total	20,385,210,004	21,528,971,111	23,540,057,501	24,494,163,130	25,212,571,593
TAX REVENUE	14,742,425,677	15,363,112,549	16,506,478,343	17,760,710,168	18,449,307,823
111 Import Duties	2,799,421,425	2,874,890,479	3,183,754,666	3,247,942,399	3,320,339,519
111001 Import Duty - Private Parties	2,796,055,465	2,872,911,579	3,182,453,299	3,246,575,964	3,318,904,762
111002 Import Duty - Government Agencies	3,365,960	1,978,900	1,301,367	1,366,435	1,434,757
113 Business and Property Tax	3,423,446,903	3,387,030,334	3,451,420,308	3,650,800,601	3,842,857,787
113001 Tourism Tax	3,072	3,561	-	-	-
113002 Land Sales Tax	94,006,966	34,213,879	37,096,505	37,437,952	39,130,590
113003 Business Profit Tax	2,106,580,213	2,134,196,401	2,172,073,977	2,314,420,348	2,415,373,812
113004 Ownership Transfer Tax	2,468,442	460,200	1,457,300	958,750	1,208,025
113005 Bank Profit Tax	649,894,827	563,162,842	566,776,697	567,028,447	614,411,347
113006 Withholding Tax	570,493,383	654,993,451	674,015,829	730,955,104	772,734,013
114 Goods and Services Tax	6,881,530,746	7,418,551,553	8,038,394,127	8,869,970,239	9,150,593,019
114001 Tourism Goods and Services Tax	4,198,512,512	4,678,433,890	5,039,487,923	5,589,507,471	5,589,507,471
114002 General Goods and Services Tax	2,683,018,234	2,740,117,663	2,998,906,204	3,280,462,768	3,561,085,548
118 Royalties	77,076,859	79,401,680	80,126,221	82,099,260	83,546,123
118001 Duty-Free Shop Royalty	76,295,076	79,289,818	80,126,221	82,099,260	83,546,123
118007 Fuel Re-Export Royalty	781,783	111,862	-	-	-
119 Other Taxes and Duties	1,560,949,744	1,603,238,503	1,752,783,021	1,909,897,669	2,051,971,375
119001 Sale of Revenue Stamps	44,348,781	44,466,089	45,295,162	45,778,238	46,447,434
119002 Green Tax	696,185,416	795,922,205	892,710,800	979,906,027	1,060,945,619
119004 Airport Service Charges	706,197,769	659,282,185	705,646,321	766,352,207	817,048,062
119005 Remittance Tax	114,217,778	103,568,024	109,130,738	117,861,197	127,530,260
NON-TAX REVENUE	5,264,849,003	5,556,438,422	5,648,746,403	5,858,124,148	6,172,292,196
121 Fees and Charges	1,080,237,044	1,401,806,274	1,398,139,923	1,477,278,998	1,547,745,393
121001 Company Annual Fee	16,212,900	17,582,284	19,512,986	21,519,493	23,861,795
121002 Restaurant, Café, Canteen Fee	1,846,810	2,187,243	2,210,208	2,282,715	2,444,543
121003 Non-Fisheries Vessel Fee	28,267,776	24,478,337	26,487,123	25,482,730	25,984,926
121004 Certificate Fee	10,122,579	10,552,022	11,110,720	11,295,436	11,412,052
121006 Survey Fee	1,913,903	1,914,880	1,940,746	1,960,054	1,979,554
121010 Bonded Warehouse Fee	4,751,316	4,798,829	4,846,817	4,895,285	4,944,238
121011 Release of Staff	8,488,901	8,568,690	8,649,327	8,735,820	8,823,178
121012 Form Printing Fee	8,211	9,385	9,479	9,574	9,669
121016 Recording Fee	722	308	500	500	500
121017 Sponsorship of Programmes	6,937,038	588,563	150,000	150,000	150,000
121018 Hire of Sound System	42,800	1,000	-	-	-

		2017	2018	2019	2020	2021
		Actual	Revised	Approved		
121019	Approval of Movies and TV Serials	62,765	85,000	50,000	50,000	50,000
121021	Driving Test Fee	2,480,255	2,529,860	2,559,518	2,610,709	2,662,923
121022	Seaman Watchkeeping Stamp	211,646	213,762	215,900	218,059	220,240
121024	Ship, Boat Numbers	887,860	896,739	905,706	914,763	923,911
121025	Landing Charges	540	1,000,000	1,817,550	1,817,550	1,817,550
121026	Handling Charges	-	1,900,000	3,302,964	3,302,964	3,302,964
121027	Birth Registration Fee	102,245	103,538	106,355	109,357	112,448
121028	Birth Certificate Issuance	124,573	124,783	126,872	129,345	131,963
121029	Parking Charges	2,313	2,313	2,313	2,313	2,313
121030	Disposal of Waste	12,200	12,200	12,200	12,200	12,200
121031	Market Fee	7,400	7,774	7,849	7,924	8,000
121032	Dividing Housing Plots	12,207	12,329	12,453	12,577	12,703
121033	Drawing Chart	27	152	160	168	176
121035	Providing Seal on Measuring Instruments	85,840	95,325	100,091	105,096	110,351
121036	Music and Cable TV at Exhibitions	1,997,619	1,997,619	1,997,619	1,997,619	1,997,619
121037	Passport Cancellation Fee	21,700	24,450	24,695	24,941	25,191
121039	Conducting Marriage Outside The Court	2,532,672	2,563,468	2,614,503	2,666,809	2,720,424
121040	Court Fee	472,616	499,085	504,076	509,116	514,208
121041	Photocopy Charges	372,023	311,457	316,012	319,869	324,099
121042	Telephone Call, Telex, Telefax Charges	45,900	46,359	46,823	47,291	47,764
121043	Sale of Tender Documents	1,565,099	970,981	1,176,564	1,182,404	1,188,303
121044	Billboard and Advertisement Charges	197,702	373,535	633,808	649,020	665,754
121046	School Fee	83,425	85,420	81,800	81,800	81,800
121047	Boarding Fee	-	-	6,000,000	6,000,000	6,000,000
121048	Course Fee and Examination Fee	15,215,581	10,771,691	6,520,239	6,576,798	6,634,019
121049	Examination Paper Re-evaluation Fee	540,005	706,110	766,500	776,500	776,500
121051	Approval of Advertisement	5,400	2,300	2,300	2,300	2,300
121053	Political Candidates' Deposit	114,000	-	-	-	-
121054	Use of Male' T-Jetty	150	-	-	-	-
121055	Property Maintenance fee	717,934	646,593	676,065	706,982	739,417
121056	Consultation Fee	11,100,900	11,398,211	11,691,367	11,869,484	12,049,896
121057	Medical Check-Up Fee	20,132,745	12,429,509	12,676,388	13,105,034	13,356,386
121058	Ambulance Fee	3,766,959	5,550,015	5,776,953	5,866,688	5,956,432
121059	Hospital Ward Fee	7,582,996	8,273,180	9,013,854	9,827,723	10,722,107
121060	X-Ray Fee	2,791,277	2,992,291	3,234,435	3,499,108	3,788,850
121061	Charges for Dental Services	530,280	640,828	691,723	747,575	808,881
121062	E.C.G. Fee	885,200	976,006	1,067,315	1,162,641	1,266,829
121063	Operation and Surgery Fee	1,597,800	1,585,366	1,604,102	1,620,698	1,637,255
121064	Charges for Laboratory Tests	17,043,061	16,230,836	17,370,723	18,817,386	20,030,800
121065	Health Record Issuance	39,705	45,892	46,351	46,814	47,282
121066	Dressing and Injection Charges	9,912,961	6,652,174	6,818,403	7,074,764	7,346,915
121067	Scan Fee	86,172	92,765	94,356	96,026	97,779
121068	Physiotherapy Fee	77,230	84,301	90,885	98,109	106,036

		2017	2018	2019	2020	2021
		Actual	Revised	Approved		
121069	Labour Fee	16,220	15,271	15,424	15,578	15,734
121073	ID Card Issuance	9,693,492	9,793,527	9,888,331	9,987,214	10,087,087
121074	Sale of Ticket	1,208,299	1,096,100	984,905	994,150	1,003,858
121075	Sale of Pass	3,150,120	3,044,544	2,702,629	2,726,967	2,751,565
121076	Residential Permit	283,157,320	308,002,992	311,692,090	325,514,378	333,739,810
121077	Permission for air travel within Maldives	3,994,431	4,000,000	4,000,000	4,000,000	4,000,000
121078	Partnership Annual Fee	675,350	500,000	500,000	500,000	500,000
121079	Import Trade Fee	8,498,341	8,535,984	8,655,770	8,798,021	8,942,568
121080	Fees for Changing Name	42,140	36,300	33,003	33,309	33,618
121081	Electricity Charges Received	373,290	430,619	582,773	627,941	677,626
121085	Co-operative Society Annual Fee	8,600	8,200	9,000	9,800	10,600
121086	Co-operative Society Registration Fee	2,800	1,000	800	800	1,200
121088	Trade Registry Fee	1,743,150	2,343,816	2,332,106	2,571,757	2,697,125
121089	Foreign Investment Administration Annual Fee	2,181,300	2,552,260	2,947,200	3,315,600	3,684,000
121090	Processing charges	5,504,491	5,570,409	5,660,519	5,943,544	6,240,722
121092	lease period extension fee	117,413,250	76,700,000	-	-	-
121093	Construction period extension fee	65,344,950	74,616,555	62,940,150	61,672,125	62,306,138
121094	Airport development fee	317,107,088	660,923,189	705,646,321	766,352,207	817,048,062
121095	Corporate social responsibility fee	12,971,000	7,680,000	10,374,750	9,029,875	9,702,313
121096	Tourism Administration fee	16,865,000	19,520,301	19,654,862	18,950,404	19,302,633
121097	Trauma service	-	6,000	6,000	6,000	6,000
121098	Dermatology service	-	325	994	1,093	1,148
121099	Cardiac service	-	1,669,799	2,087,249	3,130,874	4,696,311
121100	Admission fee	-	19,908	29,862	44,793	67,190
121101	Light dues	2,101,845	2,245,250	2,267,702	2,290,379	2,313,283
121103	Sovereign Guarantee Fee	19,660,500	-	-	-	-
121999	Other Fees and Charges	26,512,128	48,878,167	69,451,787	69,764,058	70,005,759
123	Registration and Licence Fees	391,984,425	408,614,562	417,540,658	428,362,097	438,501,092
123001	Company Registration Fee	3,434,427	4,397,870	4,436,940	5,655,000	5,632,500
123002	Partnership Registration Fee	328,000	421,912	474,769	514,698	551,022
123004	Guest House Registration Fee	635,373	533,935	584,654	559,295	571,975
123005	Training Centre Registration Fee	35,800	31,300	35,530	35,890	36,160
123006	Foreign Trading Approval Fee	13,500	288,452	-	-	-
123007	Dive School Registration Fee	160,000	105,000	132,500	118,750	125,625
123008	Club, Association Registration Fee	14,300	14,300	14,300	14,300	14,300
123009	Clinic Registration Fee	3,500	3,500	3,500	3,500	3,500
123013	Driving Licence Issuance	4,337,947	4,424,196	4,468,438	4,513,122	4,558,254
123014	Motor Vehicle Licence Fee	84,259,758	89,250,393	95,238,207	101,468,730	108,188,816
123015	Desalination Plant Licence Fee	57,500	58,075	58,656	59,242	59,835
123016	Telecom License Fees	218,765,252	219,864,289	222,061,351	224,281,965	226,524,784
123017	Registration Fee	2,645,480	2,646,562	2,683,755	2,703,271	2,732,007
123018	Cancellation of Registration	74,030	74,770	75,518	76,273	77,036
123019	Bank Mortgage Registration Fee	506,920	504,033	500,732	502,641	501,947

		2017	2018	2019	2020	2021
		Actual	Revised		Approved	
123020	Marriage Registration	611,155	622,519	658,246	697,281	739,951
123021	Renewal of Land Registry	210,106	99,020	99,607	99,607	99,607
123022	Certificate to Register As A Male' Citizen	23,155	26,466	25,725	28,298	31,127
123025	Vessels Anchored In Male' Lagoon	4,639,068	4,940,960	4,990,345	5,040,224	5,090,600
123026	Port Fee	4,359,355	4,402,949	4,446,978	4,491,448	4,536,362
123027	Seaman Agreement Registration	38,265	38,648	39,034	39,424	39,819
123029	Postage Control Permission	26,340	26,583	26,583	26,583	26,583
123030	Copyright Registration Fees	21,000	34,000	34,340	34,340	34,340
123031	Inward and outward clearance fee	2,459,000	2,483,590	2,508,426	2,533,510	2,558,845
123032	Goods loading and unloading fee	46,140,123	57,677,693	58,254,469	58,837,014	59,425,384
123033	Dewatering permit fee	7,191,000	7,262,910	7,335,539	7,408,894	7,482,983
123034	Sole Traders Registration fee	1,223,700	1,376,787	1,416,700	1,458,200	1,500,700
123035	Employment Agency Registration fee	35,000	35,000	35,000	35,000	35,000
123999	Other Registration and Licence Fees	9,735,371	6,968,850	6,900,816	7,125,597	7,322,030
124	Proceeds from Sales	45,054,517	44,064,208	45,185,625	45,632,955	46,081,886
124001	Sale of Books, News Papers, Magezines Etc	1,152,879	435,627	431,248	431,478	431,710
124002	Sale of Gazette, Law, Regulation	21,200	14,800	20,000	20,000	20,000
124003	Sale of Calendar,Souvenir Etc	116,295	100,000	100,000	100,000	100,000
124004	Sale of Official Forms	302,502	276,038	277,663	283,087	288,831
124005	Sale of Historical Books Etc	278	60	-	-	-
124006	Sale of C.D.C	16,625	17,944	15,463	16,779	17,766
124007	Sale of Passport and E.C.	41,628,500	42,044,785	42,465,233	42,889,885	43,318,784
124009	Sale of Sand, Coral, Stone Etc	12,000	13,500	14,175	14,884	15,628
124010	Sale of Water	209,820	211,918	214,037	216,178	218,339
124999	Other Sales	1,594,418	949,536	1,647,806	1,660,664	1,670,828
125	Property Income	2,223,624,781	2,165,361,099	2,123,674,467	2,165,440,708	2,199,024,757
125001	Rent from Goifaalabba, Hinna	6,804,733	7,189,268	7,332,885	7,479,375	7,628,794
125002	Rent from Government Buildings	42,513,471	48,482,621	96,251,351	97,827,315	99,245,182
125003	Rent from Resorts	1,488,605,582	1,671,856,313	1,855,767,641	1,911,440,670	1,949,669,484
125004	Rent from Land for Commercial Purposes	114,792,553	108,691,920	115,141,644	118,417,809	119,591,298
125005	Rent from Land for Industry	10,613,939	8,370,379	5,569,795	6,574,249	6,185,785
125006	Rent from Government Vessels	600	-	-	-	-
125008	Rent from Islands for Long Term Agriculture	15,100,189	16,071,998	16,110,941	16,089,577	16,143,235
125009	Rent from Floating Jetty	96,000	72,000	72,000	72,000	72,000
125012	Land acquisition and conversion fee	543,412,045	303,963,847	26,943,231	7,052,734	-
125999	Other Rent and Property Income	1,685,669	662,753	484,979	486,979	488,979
126	Fines and Penalties	243,963,294	210,022,009	197,015,016	197,688,206	199,933,433
126001	Fine-Breach of Law	103,556,426	102,122,297	107,509,221	105,932,491	107,811,982
126002	Fine-Breach of Regulation	36,463,138	34,140,063	35,876,231	36,182,174	36,841,198
126003	Fine-Breach of Agreement	48,241,729	30,381,215	26,597,921	26,871,441	26,280,313
126004	Late fine deducted from Salaries	11,248,206	7,931,145	5,956,342	5,990,830	6,003,460
126005	Dharanyaai Qazziyya joorimanaa	1,048,029	1,237,661	963,266	1,071,845	1,143,560
126006	Traffic Violation Charges	32,784,659	24,605,366	12,724,268	14,162,519	14,286,075

		2017	2018	2019	2020	2021
		Actual	Revised	Approved		
126007	Vehicle Impounding Fee	-	31,818	-	-	-
126999	Other Fine or Penalty	10,621,107	9,572,444	7,387,767	7,476,906	7,566,845
127000	Interest, Profit and Dividends	906,918,255	949,159,370	1,180,664,088	1,293,700,809	1,415,443,013
127001	Subsidiary Loan Interest received	102,888,258	281,579,755	197,945,170	228,225,601	252,595,461
127002	Short term Loan Interest received	34,853	-	-	-	-
127003	Transfers by MMA	67,189,931	93,740,699	90,000,000	90,000,000	90,000,000
127004	Div. - Island Aviation Services Ltd	-	27,564,231	93,453,364	102,798,701	113,078,571
127007	Div. - Maldives Ports Ltd.	55,200,000	40,000,000	100,000,000	104,667,933	115,134,726
127008	Div. - Maldives Airports Company Ltd	-	75,000,000	75,000,000	82,500,000	90,750,000
127009	Div. - Maldives Post Ltd	24,504,309	-	-	-	-
127010	Div. - Dhivehiraajeyge Gulhun Pvt. Ltd.	458,168,112	236,500,628	225,458,048	249,153,632	274,033,995
127011	Div. - State Trading Organisation Plc.	765,000	500,000	104,450,615	114,845,676	126,280,244
127014	Div. - Maldives Transport and Contracting Co. Ltd.	23,443,383	-	55,923,271	61,323,961	67,456,357
127018	Div. - Bank of Maldives Plc.	62,564,960	68,821,456	60,148,338	64,066,150	70,472,764
127020	Div. - Housing Development Financing Corporation	15,618,560	20,780,416	17,180,625	18,898,688	20,698,410
127021	Div. - Maldives Water and Sewerage Company Ltd.	89,000,000	101,193,528	127,088,060	139,796,866	153,776,553
127029	Div. - Thilafushi Corporation pvt. Ltd.	-	-	15,332,516	16,865,767	18,552,344
127999	Other Interest, Profit or Dividend Received	7,540,889	3,478,657	18,684,081	20,557,834	22,613,588
129	Miscellaneous Non-Tax Revenues	371,997,255	374,795,074	286,526,626	250,020,375	325,562,622
129001	Cash Received for Which Purpose Is Unknown	188,208	157,826	-	-	-
129002	Reimbursement from Previous Year Budget	91,292,112	41,511,223	-	-	-
129003	Subscription, Membership Fee Etc	634,108	527,668	559,540	559,540	559,540
129004	Subsidiary Loan Repayment	126,538,856	206,283,526	200,253,483	163,727,232	239,239,479
129005	Compensation of Losses to Government Assets	25,169	37,815	18,603	18,603	18,603
129006	Recovery from unclaimed items	27,545	6,765	-	-	-
129007	Zakath	67,957,279	73,930,105	50,000,000	50,000,000	50,000,000
129008	Donations Received	74,176,942	49,661,879	35,695,000	35,715,000	35,745,000
129010	Transferred Balance	6,649,375	-	-	-	-
129998	Revenue Clearing Account	4,368,102	2,678,267	-	-	-
129999	Other miscellaneous non-tax revenue	139,559	-	-	-	-
181	Gains	1,069,432	2,615,826	-	-	-
181003	Gains on Exchange Rates	1,069,432	2,606,126	-	-	-
181999	Gains-Other	-	9,700	-	-	-
	Proceeds from Sale of Assets	34,171,843	31,643,234	31,838,287	33,258,712	34,095,503
131	Proceeds from Sale of Assets	34,171,843	31,643,234	31,838,287	33,258,712	34,095,503
131001	Sale of items at auction	3,756,992	978,283	999,980	1,000,090	1,000,204
131002	Sale of Government Building	874,046	1,942,994	1,478,946	1,796,519	1,719,619
131003	Sale of Government Land	28,752,382	28,110,182	28,747,586	29,850,328	30,763,905
131004	Sale of Capital Assets	611,775	611,775	611,775	611,775	611,775
131999	Sale of Other Asset	176,648	-	-	-	-

		2017	2018	2019	2020	2021
		Actual	Revised	Approved		
GRANTS		343,763,481	577,776,906	1,352,994,468	842,070,102	556,876,071
141	Cash Grants	132,816,583	52,640,888	640,895,396	24,220,302	24,270,302
141001	Cash Grants - Bilateral	80,402,591	1,407,618	612,158,567	2,125,000	2,125,000
141002	Cash Grants - Multilateral	49,676,814	48,885,325	27,047,899	20,406,372	20,456,372
141003	Cash Grants - Voluntary Organisation	2,737,178	2,347,945	1,688,930	1,688,930	1,688,930
142	In-Kind Grants	-	371,696	-	-	-
142001	In-Kind Grants - Bilateral	-	371,696	-	-	-
143	Capital Project Grants	207,994,463	524,764,322	712,099,072	817,849,800	532,605,769
143001	Capital Project Grant - Bilateral	76,232,264	100,912,893	403,248,327	465,704,478	163,470,520
143002	Capital Project Grant - Multilateral	131,762,199	423,851,429	308,850,745	352,145,322	369,135,249
144	Other Grants	2,952,435	-	-	-	-
144001	Other Grant - Bilateral	877,820	-	-	-	-
144002	Other Grant - Multilateral	4,000	-	-	-	-
144003	Other Grant - Voluntary Organisation	2,070,615	-	-	-	-

4.2 ECONOMIC CLASSIFICATION OF DOMESTIC REVENUES 2017-2021

(IN MVR)

	2017 Actual	2018 Revised	2019	2020 Approved	2021
Total	19,841,171,067	20,805,381,673	22,051,412,989	23,516,410,484	24,519,970,478
I TAX REVENUE	14,742,412,285	15,363,112,549	16,506,478,343	17,760,710,168	18,449,307,823
111 Import Duties	2,799,421,425	2,874,890,479	3,183,754,666	3,247,942,399	3,320,339,519
111001 Import Duty - Private Parties	2,796,055,465	2,872,911,579	3,182,453,299	3,246,575,964	3,318,904,762
111002 Import Duty - Government Agencies	3,365,960	1,978,900	1,301,367	1,366,435	1,434,757
113 Business and Property Tax	3,423,433,511	3,387,030,334	3,451,420,308	3,650,800,601	3,842,857,787
113001 Tourism Tax	3,072	3,561	-	-	-
113002 Land Sales Tax	94,006,966	34,213,879	37,096,505	37,437,952	39,130,590
113003 Business Profit Tax	2,106,580,213	2,134,196,401	2,172,073,977	2,314,420,348	2,415,373,812
113004 Ownership Transfer Tax	2,455,050	460,200	1,457,300	958,750	1,208,025
113005 Bank Profit Tax	649,894,827	563,162,842	566,776,697	567,028,447	614,411,347
113006 Withholding Tax	570,493,383	654,993,451	674,015,829	730,955,104	772,734,013
114 Goods and Services Tax	6,881,530,746	7,418,551,553	8,038,394,127	8,869,970,239	9,150,593,019
114001 Tourism Goods and Services Tax	4,198,512,512	4,678,433,890	5,039,487,923	5,589,507,471	5,589,507,471
114002 General Goods and Services Tax	2,683,018,234	2,740,117,663	2,998,906,204	3,280,462,768	3,561,085,548
118 Royalties	77,076,859	79,401,680	80,126,221	82,099,260	83,546,123
118001 Duty-Free Shop Royalty	76,295,076	79,289,818	80,126,221	82,099,260	83,546,123
118007 Fuel Re-Export Royalty	781,783	111,862	-	-	-
119 Other Taxes and Duties	1,560,949,744	1,603,238,503	1,752,783,021	1,909,897,669	2,051,971,375
119001 Sale of Revenue Stamps	44,348,781	44,466,089	45,295,162	45,778,238	46,447,434
119002 Green Tax	696,185,416	795,922,205	892,710,800	979,906,027	1,060,945,619
119004 Airport Service Charges	706,197,769	659,282,185	705,646,321	766,352,207	817,048,062
119005 Remittance Tax	114,217,778	103,568,024	109,130,738	117,861,197	127,530,260
II NON-TAX REVENUE	5,064,851,286	5,410,625,890	5,513,096,359	5,722,441,604	6,036,567,152
121 Fees and Charges	1,052,994,199	1,385,237,111	1,377,844,817	1,456,983,392	1,527,449,287
121001 Company Annual Fee	16,212,900	17,582,284	19,512,986	21,519,493	23,861,795
121002 Restaurant, Café, Canteen Fee	1,773,230	2,152,243	2,175,208	2,247,715	2,409,543
121003 Non-Fisheries Vessel Fee	28,267,776	24,478,337	26,487,123	25,482,730	25,984,926
121004 Certificate Fee	10,118,149	10,548,522	11,107,220	11,291,436	11,407,552
121006 Survey Fee	1,913,903	1,914,880	1,940,746	1,960,054	1,979,554
121010 Bonded Warehouse Fee	4,751,316	4,798,829	4,846,817	4,895,285	4,944,238
121011 Release of Staff	8,488,901	8,568,690	8,649,327	8,735,820	8,823,178
121012 Form Printing Fee	8,211	9,385	9,479	9,574	9,669
121016 Recording Fee	722	308	500	500	500
121018 Hire of Sound System	300	1,000	-	-	-
121021 Driving Test Fee	2,480,255	2,529,860	2,559,518	2,610,709	2,662,923
121022 Seaman Watchkeeping Stamp	211,646	213,762	215,900	218,059	220,240
121024 Ship, Boat Numbers	887,860	896,739	905,706	914,763	923,911
121025 Landing Charges	540	-	-	-	-

		2017	2018	2019	2020	2021
		Actual	Revised		Approved	
121027	Birth Registration Fee	102,245	103,538	106,355	109,357	112,448
121028	Birth Certificate Issuance	117,971	124,783	126,872	129,345	131,963
121029	Parking Charges	2,313	2,313	2,313	2,313	2,313
121030	Disposal of Waste	12,200	12,200	12,200	12,200	12,200
121031	Market Fee	7,400	7,774	7,849	7,924	8,000
121032	Dividing Housing Plots	12,207	12,329	12,453	12,577	12,703
121033	Drawing Chart	27	152	160	168	176
121035	Providing Seal on Measuring Instruments	85,840	95,325	100,091	105,096	110,351
121036	Music and Cable TV at Exhibitions	1,997,619	1,997,619	1,997,619	1,997,619	1,997,619
121037	Passport Cancellation Fee	21,700	24,450	24,695	24,941	25,191
121039	Conducting Marriage Outside The Court	2,532,672	2,563,468	2,614,503	2,666,809	2,720,424
121040	Court Fee	472,616	499,085	504,076	509,116	514,208
121041	Photocopy Charges	372,023	311,457	316,012	319,869	324,099
121042	Telephone Call, Telex, Telefax Charges	45,900	46,359	46,823	47,291	47,764
121043	Sale of Tender Documents	1,565,099	970,981	1,176,564	1,182,404	1,188,303
121044	Billboard and Advertisement Charges	197,702	373,535	633,808	649,020	665,754
121046	School Fee	83,425	85,420	81,800	81,800	81,800
121048	Course Fee and Examination Fee	6,235,287	6,121,691	6,220,239	6,276,798	6,334,019
121049	Examination Paper Re-evaluation Fee	429,510	596,110	641,500	651,500	651,500
121051	Approval of Advertisement	5,400	2,300	2,300	2,300	2,300
121053	Political Candidates' Deposit	114,000	-	-	-	-
121054	Use of Male' T-Jetty	150	-	-	-	-
121055	Property Maintenance fee	717,934	646,593	676,065	706,982	739,417
121056	Consultation Fee	11,100,900	11,398,211	11,691,367	11,869,484	12,049,896
121057	Medical Check-Up Fee	20,132,745	12,429,509	12,676,388	13,105,034	13,356,386
121058	Ambulance Fee	3,766,959	5,550,015	5,776,953	5,866,688	5,956,432
121059	Hospital Ward Fee	7,582,996	8,273,180	9,013,854	9,827,723	10,722,107
121060	X-Ray Fee	2,791,277	2,992,291	3,234,435	3,499,108	3,788,850
121061	Charges for Dental Services	530,280	640,828	691,723	747,575	808,881
121062	E.C.G. Fee	885,200	976,006	1,067,315	1,162,641	1,266,829
121063	Operation and Surgery Fee	1,597,800	1,585,366	1,604,102	1,620,698	1,637,255
121064	Charges for Laboratory Tests	17,043,061	16,230,836	17,370,723	18,817,386	20,030,800
121065	Health Record Issuance	39,705	45,892	46,351	46,814	47,282
121066	Dressing and Injection Charges	9,912,961	6,597,174	6,818,403	7,074,764	7,346,915
121067	Scan Fee	86,172	92,765	94,356	96,026	97,779
121068	Physiotherapy Fee	77,230	84,301	90,885	98,109	106,036
121069	Labour Fee	16,220	15,271	15,424	15,578	15,734
121073	ID Card Issuance	9,693,492	9,793,527	9,888,331	9,987,214	10,087,087
121074	Sale of Ticket	109,884	176,100	184,905	194,150	203,858
121075	Sale of Pass	2,613,854	2,714,544	2,402,629	2,426,967	2,451,565
121076	Residential Permit	283,157,320	308,002,992	311,692,090	325,514,378	333,739,810
121079	Import Trade Fee	8,498,341	8,535,984	8,655,770	8,798,021	8,942,568
121080	Fees for Changing Name	42,000	36,300	33,003	33,309	33,618

		2017	2018	2019	2020	2021
		Actual	Revised		Approved	
121081	Electricity Charges Received	373,290	410,619	451,681	496,849	546,534
121085	Co-operative Society Annual Fee	8,600	8,200	9,000	9,800	10,600
121086	Co-operative Society Registration Fee	2,800	1,000	800	800	1,200
121088	Trade Registry Fee	1,743,150	2,343,816	2,332,106	2,571,757	2,697,125
121089	Foreign Investment Administration Annual Fee	2,181,300	2,552,260	2,947,200	3,315,600	3,684,000
121090	Processing charges	5,504,491	5,570,409	5,660,519	5,943,544	6,240,722
121092	lease period extension fee	117,413,250	76,700,000	-	-	-
121093	Construction period extension fee	65,344,950	74,616,555	62,940,150	61,672,125	62,306,138
121094	Airport development fee	317,107,088	660,923,189	705,646,321	766,352,207	817,048,062
121095	Corporate social responsibility fee	12,971,000	7,680,000	10,374,750	9,029,875	9,702,313
121096	Tourism Administration fee	16,865,000	19,520,301	19,654,862	18,950,404	19,302,633
121097	Trauma service	-	6,000	6,000	6,000	6,000
121098	Dermatology service	-	325	994	1,093	1,148
121099	Cardiac service	-	1,669,799	2,087,249	3,130,874	4,696,311
121100	Admission fee	-	19,908	29,862	44,793	67,190
121101	Light dues	2,101,845	2,245,250	2,267,702	2,290,379	2,313,283
121103	Sovereign Guarantee Fee	19,660,500	-	-	-	-
121999	Other Fees and Charges	21,791,589	46,506,067	66,671,787	66,984,058	67,225,759
123	Registration and Licence Fees	391,968,515	408,608,562	417,534,658	428,356,097	438,495,092
123001	Company Registration Fee	3,434,427	4,397,870	4,436,940	5,655,000	5,632,500
123002	Partnership Registration Fee	328,000	421,912	474,769	514,698	551,022
123004	Guest House Registration Fee	635,373	533,935	584,654	559,295	571,975
123005	Training Centre Registration Fee	35,800	31,300	35,530	35,890	36,160
123006	Foreign Trading Approval Fee	13,500	288,452	-	-	-
123007	Dive School Registration Fee	160,000	105,000	132,500	118,750	125,625
123008	Club, Association Registration Fee	14,300	14,300	14,300	14,300	14,300
123009	Clinic Registration Fee	3,500	3,500	3,500	3,500	3,500
123013	Driving Licence Issuance	4,337,947	4,424,196	4,468,438	4,513,122	4,558,254
123014	Motor Vehicle Licence Fee	84,259,758	89,250,393	95,238,207	101,468,730	108,188,816
123015	Desalination Plant Licence Fee	57,500	58,075	58,656	59,242	59,835
123016	Telecom License Fees	218,765,252	219,864,289	222,061,351	224,281,965	226,524,784
123017	Registration Fee	2,645,480	2,646,562	2,683,755	2,703,271	2,732,007
123018	Cancellation of Registration	74,030	74,770	75,518	76,273	77,036
123019	Bank Mortgage Registration Fee	506,920	504,033	500,732	502,641	501,947
123020	Marriage Registration	611,155	622,519	658,246	697,281	739,951
123021	Renewal of Land Registry	210,106	99,020	99,607	99,607	99,607
123022	Certificate to Register As A Male' Citizen	23,155	26,466	25,725	28,298	31,127
123025	Vessels Anchored In Male' Lagoon	4,639,068	4,940,960	4,990,345	5,040,224	5,090,600
123026	Port Fee	4,359,355	4,402,949	4,446,978	4,491,448	4,536,362
123027	Seaman Agreement Registration	38,265	38,648	39,034	39,424	39,819
123029	Postage Control Permission	26,340	26,583	26,583	26,583	26,583
123030	Copyright Registration Fees	21,000	34,000	34,340	34,340	34,340
123031	Inward and outward clearance fee	2,459,000	2,483,590	2,508,426	2,533,510	2,558,845

		2017	2018	2019	2020	2021
		Actual	Revised		Approved	
123032	Goods loading and unloading fee	46,140,123	57,677,693	58,254,469	58,837,014	59,425,384
123033	Dewatering permit fee	7,191,000	7,262,910	7,335,539	7,408,894	7,482,983
123034	Sole Traders Registration fee	1,223,700	1,376,787	1,416,700	1,458,200	1,500,700
123035	Employment Agency Registration fee	35,000	35,000	35,000	35,000	35,000
123999	Other Registration and Licence Fees	9,719,461	6,962,850	6,894,816	7,119,597	7,316,030
124	Proceeds from Sales	43,434,916	42,947,808	43,358,052	43,795,382	44,234,313
124001	Sale of Books, News Papers, Magezines Etc	899,009	334,527	331,248	331,478	331,710
124002	Sale of Gazette, Law, Regulation	21,200	14,800	20,000	20,000	20,000
124004	Sale of Official Forms	301,107	272,738	277,663	283,087	288,831
124005	Sale of Historical Books Etc	278	60	-	-	-
124006	Sale of C.D.C	16,625	17,944	15,463	16,779	17,766
124007	Sale of Passport and E.C.	41,628,500	42,044,785	42,465,233	42,889,885	43,318,784
124009	Sale of Sand, Coral, Stone Etc	12,000	13,500	14,175	14,884	15,628
124010	Sale of Water	209,820	211,918	214,037	216,178	218,339
124999	Other Sales	346,377	37,536	20,233	23,091	23,255
125	Property Income	2,201,315,473	2,140,016,099	2,097,915,102	2,139,679,343	2,173,261,392
125001	Rent from Goifaalabba, Hinna	6,804,733	7,189,268	7,332,885	7,479,375	7,628,794
125002	Rent from Government Buildings	22,375,747	23,482,621	70,946,536	72,522,500	73,940,367
125003	Rent from Resorts	1,488,605,582	1,671,856,313	1,855,767,641	1,911,440,670	1,949,669,484
125004	Rent from Land for Commercial Purposes	114,767,205	108,521,920	114,837,094	118,113,259	119,286,748
125005	Rent from Land for Industry	9,658,718	8,370,379	5,569,795	6,574,249	6,185,785
125006	Rent from Government Vessels	600	-	-	-	-
125008	Rent from Islands for Long Term Agriculture	15,100,189	16,071,998	16,110,941	16,089,577	16,143,235
125009	Rent from Floating Jetty	96,000	72,000	72,000	72,000	72,000
125012	Land acquisition and conversion fee	543,412,045	303,963,847	26,943,231	7,052,734	-
125999	Other Rent and Property Income	494,654	487,753	334,979	334,979	334,979
126	Fines and Penalties	243,628,305	209,401,558	196,798,016	197,471,206	199,716,433
126001	Fine-Breach of Law	103,556,426	102,122,297	107,509,221	105,932,491	107,811,982
126002	Fine-Breach of Regulation	36,359,383	33,751,063	35,841,231	36,147,174	36,806,198
126003	Fine-Breach of Agreement	48,241,729	30,381,215	26,597,921	26,871,441	26,280,313
126004	Late fine deducted from Salaries	11,123,613	7,849,694	5,894,342	5,928,830	5,941,460
126005	Dharanyaai Qazziyya joorimanaa	941,888	1,087,661	843,266	951,845	1,023,560
126006	Traffic Violation Charges	32,784,659	24,605,366	12,724,268	14,162,519	14,286,075
126007	Vehicle Impounding Fee	-	31,818	-	-	-
126999	Other Fine or Penalty	10,620,607	9,572,444	7,387,767	7,476,906	7,566,845
127	Interest, Profit and Dividends	905,793,005	948,309,370	1,179,814,088	1,292,850,809	1,414,593,013
127001	Subsidiary Loan Interest received	102,888,258	281,579,755	197,945,170	228,225,601	252,595,461
127002	Short term Loan Interest received	34,853	-	-	-	-
127003	Transfers by MMA	67,189,931	93,740,699	90,000,000	90,000,000	90,000,000
127004	Div. - Island Aviation Services Ltd	-	27,564,231	93,453,364	102,798,701	113,078,571
127007	Div. - Maldives Ports Ltd.	55,200,000	40,000,000	100,000,000	104,667,933	115,134,726
127008	Div. - Maldives Airports Company Ltd	-	75,000,000	75,000,000	82,500,000	90,750,000

	2017	2018	2019	2020	2021
	Actual	Revised		Approved	
127009 Div. - Maldives Post Ltd	24,504,309	-	-	-	-
127010 Div. - Dhivehiraajeyge Gulhun Pvt. Ltd.	457,807,862	236,150,628	225,108,048	248,803,632	273,683,995
127011 Div. - State Trading Organisation Plc.	-	-	103,950,615	114,345,676	125,780,244
127014 Div. - Maldives Transport and Contracting Co. Ltd.	23,443,383	-	55,923,271	61,323,961	67,456,357
127018 Div. - Bank of Maldives Plc.	62,564,960	68,821,456	60,148,338	64,066,150	70,472,764
127020 Div. - Housing Development Financing Corporation	15,618,560	20,780,416	17,180,625	18,898,688	20,698,410
127021 Div. - Maldives Water and Sewerage Company Ltd.	89,000,000	101,193,528	127,088,060	139,796,866	153,776,553
127029 Div. - Thilafushi Corporation pvt. Ltd.	-	-	15,332,516	16,865,767	18,552,344
127999 Other Interest, Profit or Dividend Received	7,540,889	3,478,657	18,684,081	20,557,834	22,613,588
129 Miscellaneous Non-Tax Revenues	224,647,441	273,501,428	199,831,626	163,305,375	238,817,622
129001 Cash Received for Which Purpose Is Unknown	187,659	157,826	-	-	-
129002 Reimbursement from Previous Year Budget	90,647,515	41,331,177	-	-	-
129003 Subscription, Membership Fee Etc	634,108	527,668	559,540	559,540	559,540
129004 Subsidiary Loan Repayment	125,718,101	204,783,526	199,253,483	162,727,232	238,239,479
129005 Compensation of Losses to Government Assets	9,398	37,815	18,603	18,603	18,603
129006 Recovery from unclaimed items	27,545	6,765	-	-	-
129007 Zakath	3,037,011	23,928,105	-	-	-
129008 Donations Received	992	50,279	-	-	-
129998 Revenue Clearng Account	4,368,111	2,678,267	-	-	-
129999 Other miscellaneous non-tax revenue	17,001	-	-	-	-
181 Gains	1,069,432	2,603,954	-	-	-
181003 Gains on Exchange Rates	1,069,432	2,603,954	-	-	-
Proceeds from Sale of Assets	33,907,496	31,643,234	31,838,287	33,258,712	34,095,503
131 Proceeds from Sale of Assets	33,907,496	31,643,234	31,838,287	33,258,712	34,095,503
131001 Sale of items at auction	3,669,293	978,283	999,980	1,000,090	1,000,204
131002 Sale of Government Building	874,046	1,942,994	1,478,946	1,796,519	1,719,619
131003 Sale of Government Land	28,752,382	28,110,182	28,747,586	29,850,328	30,763,905
131004 Sale of Capital Assets	611,775	611,775	611,775	611,775	611,775

4.3 GOVERNMENT REVENUE BY AGA 2017 - 2021

(IN MVR)

	2017		2018		2019	2020	2021
	Actual	Revised	Actual	Revised			
Total	19,841,171,067	20,805,381,673			22,051,412,989	23,516,410,484	24,519,970,478
S01 Presidents Office	696,838	192,935			126,282	126,282	126,282
S02 People's Majlis	705,514	399,567			384,717	384,717	384,717
S04 Department of Judicial Administration	14,209,521	11,684,792			11,738,956	12,033,015	12,298,291
S03 Judicial Service Commission	23,355	27,764			6,723	6,723	6,723
S05 Elections Commission	476,083	316,112			111,373	111,373	111,373
S06 Civil Service Commission	84,758	48,957			20,000	20,000	20,000
S07 Human Rights Commission	197,340	129,144			22,083	22,083	22,083
S08 Anti-Corruption Commission	163,647	95,721			46,385	46,385	46,385
S09 Auditor Generals Office	560,284	329,926			148,881	148,881	148,881
S10 Prosecutor Generals Office	182,328	171,754			49,601	49,601	49,601
S11 Maldives Inland revenue Authority	14,985,737,685	16,110,548,537			16,785,100,086	18,097,016,126	18,817,751,537
S12 Employment Tribunal	46,929	26,085			23,491	23,491	23,491
S13 Maldives Media Council	1,559	1,559			1,559	1,559	1,559
S14 Maldives Broadcasting Commission	7,666,051	8,761,899			8,803,040	8,842,951	8,883,261
S15 Tax Appeal Tribunal	9,018	2,880			3,000	3,000	3,000
S16 Local Government Authority	591,860	982,206			1,300	1,300	1,300
S17 Information Commissioners Office	372	1,000			500	500	500
S18 National Integrity Commission	43,601	10,000			10,000	10,000	10,000
S44 Family Protection Authority	1,316	33,088			4,000	4,000	4,000
S35 Attorney Generals Office	233,556	168,831			170,000	170,000	170,000
S20 Ministry of Finance	1,032,500,820	1,162,002,635			1,379,744,527	1,456,260,837	1,653,521,187
S37 MOFT / Special Budget	341,294,479	29,821,851			50,000,000	50,000,000	50,000,000
S38 MOFT / Pension Budget	7,969,045	5,806,470			-	-	-
S21 Ministry of Defense	6,444,596	7,954,398			9,637,891	9,683,736	9,730,042
S45 Maldives National Defense Force	7,882,897	4,180,332			693,134	693,134	693,134
S47 Maldives Immigration	69,420,691	71,574,051			74,005,252	74,748,438	75,499,215
S22 Ministry of Home Affairs	3,627,146	186,438			175,520	190,520	205,520
S39 Maldives Police Services	1,068,400	1,585,019			1,212,571	1,212,571	1,212,571
S46 Maldives Correctional Services	395,811	120,484			148,173	148,173	148,173
S40 Maldives Customs Services	2,873,388,569	2,959,821,943			3,270,828,621	3,336,399,310	3,410,218,827
S23 Ministry of Education	39,641,455	16,756,997			10,275,253	10,342,779	10,400,168
S48 Ministry of Higher Education	3,078,978	1,359,120			691,228	691,228	691,228
S24 Maldives Islamic University	140,531	170,844			132,000	132,000	132,000
S25 Maldives National University	865,582	368,528			226,048	227,048	228,048
S26 Ministry of Foreign Affairs	116,931	119,159			60,000	60,000	60,000
S27 Ministry of Health	65,318,054	49,169,020			47,586,743	48,897,820	49,278,108

	2017	2018	2019	2020	2021
	Actual	Revised		Approved	
S42 Dharumavantha Group of Hospitals	42,908,267	41,922,917	91,625,630	96,709,559	102,492,014
S41 National Social Protection Agency	679,611	735,901	10,000	10,000	10,000
S28 Ministry of Economic Development	2,309,810	2,393,787	2,397,127	2,484,346	2,545,960
S50 Ministry of Transport & Civil Aviation	30,786,393	38,458,921	36,286,694	36,864,611	38,431,364
S29 Ministry of Tourism	127,093	7,163,859	99,300	99,300	99,300
S30 Ministry of Youth, Sports and Community Empowerment	2,473,392	1,382,686	924,359	924,359	924,359
S52 Ministry of Arts, Culture and Heritage	1,205,982	506,476	552,481	552,481	552,481
S31 Ministry of National Planning and Infrastructure	29,554,624	28,802,992	28,806,134	29,085,689	29,373,715
S51 Ministry of Communication, Science and Technology	216,691,980	216,711,421	218,783,290	220,963,993	223,166,502
S32 Ministry of Fisheries, Marine Resources and Agriculture	5,265,730	3,645,593	3,816,065	4,000,947	4,204,205
S33 Ministry of Islamic Affairs	22,573,262	2,038,356	1,113,342	1,113,342	1,113,342
S34 Ministry of Environment	10,658,882	9,280,717	9,301,665	9,375,606	9,450,288
S36 Ministry Of Gender, Family and Social Services	479,054	378,903	90,534	91,534	92,534
S43 Councils	10,671,387	7,029,098	5,417,430	5,425,136	5,433,209

4.4 GOVERNMENT REVENUE BY OFFICE 2017 - 2021

(IN MVR)

		2017	2018	2019	2020	2021
		Actual	Revised		Approved	
Total		19,841,171,067	20,805,381,673	22,051,412,989	23,516,410,484	24,519,970,478
S01	Presidents Office	696,838	192,935	126,282	126,282	126,282
1001	Presidents Office	234,633	92,384	87,282	87,282	87,282
1003	Official Residence of the President	461,893	99,551	38,000	38,000	38,000
1005	Official Residence of the Vice President	312	1,000	1,000	1,000	1,000
S02	People's Majlis	705,514	399,567	384,717	384,717	384,717
1242	People's Majlis	705,514	399,567	384,717	384,717	384,717
S04	Department of Judicial Administration	14,209,521	11,684,792	11,738,956	12,033,015	12,298,291
1264	Department of Judicial Administration	643,717	383,456	386,140	386,582	387,028
1248	Supreme Court	133,850	119,173	120,318	121,475	122,642
1249	High Court	199,846	189,738	213,189	217,820	222,622
1251	Majistrate Courts	7,944,287	5,865,625	5,877,906	6,090,995	6,272,449
1252	Civil Court	535,155	388,845	305,325	307,529	309,754
1253	Criminal Court	244,456	182,103	193,777	193,910	195,182
1254	Family Court	4,457,643	4,528,574	4,611,206	4,683,359	4,757,019
1255	Juvenile Court	19,164	17,016	11,861	11,861	11,861
1486	Drug Court	31,403	10,262	19,234	19,484	19,734
S03	Judicial Service Commission	23,355	27,764	6,723	6,723	6,723
1247	Judicial Service Commission	23,355	27,764	6,723	6,723	6,723
S05	Elections Commission	476,083	316,112	111,373	111,373	111,373
1244	Elections Commission	476,083	316,112	111,373	111,373	111,373
S06	Civil Service Commission	84,758	48,957	20,000	20,000	20,000
1256	Civil Service Commission	84,758	48,957	20,000	20,000	20,000
S07	Human Rights Commission	197,340	129,144	22,083	22,083	22,083
1246	Human Rights Commission	197,340	129,144	22,083	22,083	22,083
S08	Anti-Corruption Commission	163,647	95,721	46,385	46,385	46,385
1245	Anti-Corruption Commission	163,647	95,721	46,385	46,385	46,385
S09	Auditor Generals Office	560,284	329,926	148,881	148,881	148,881
1243	Auditor General's Office	560,284	329,926	148,881	148,881	148,881
S10	Prosecutor Generals Office	182,328	171,754	49,601	49,601	49,601
1257	Prosecutor General's Office	182,328	171,754	49,601	49,601	49,601
S11	Maldives Inland revenue Authority	14,985,737,685	16,110,548,537	16,785,100,086	18,097,016,126	18,817,751,537
1009	Maldives Inland revenue Authority	14,985,737,685	16,110,548,537	16,785,100,086	18,097,016,126	18,817,751,537
S12	Employment Tribunal	46,929	26,085	23,491	23,491	23,491
1222	Employment Tribunal	46,929	26,085	23,491	23,491	23,491
S13	Maldives Media Council	1,559	1,559	1,559	1,559	1,559
1270	Maldives Media Council	1,559	1,559	1,559	1,559	1,559
S14	Maldives Broadcasting Commission	7,666,051	8,761,899	8,803,040	8,842,951	8,883,261
1478	Maldives Broadcasting Commission	7,666,051	8,761,899	8,803,040	8,842,951	8,883,261
S15	Tax Appeal Tribunal	9,018	2,880	3,000	3,000	3,000
1275	Tax Appeal Tribunal	9,018	2,880	3,000	3,000	3,000
S16	Local Government Authority	591,860	982,206	1,300	1,300	1,300

		2017	2018	2019	2020	2021
		Actual	Revised	Approved		
1276	Local Government Authority	591,860	982,206	1,300	1,300	1,300
S17	Information Commissioners Office	372	1,000	500	500	500
1512	Information Commissioner's Office	372	1,000	500	500	500
S18	National Integrity Commission	43,601	10,000	10,000	10,000	10,000
1515	National Integrity Commission	43,601	10,000	10,000	10,000	10,000
S44	Family Protection Authority	1,316	33,088	4,000	4,000	4,000
1505	Family Protection Authority	1,316	33,088	4,000	4,000	4,000
S35	Attorney Generals Office	233,556	168,831	170,000	170,000	170,000
1144	Attorney General's Office	233,556	168,831	170,000	170,000	170,000
S20	Ministry of Finance	1,032,500,820	1,162,002,635	1,379,744,527	1,456,260,837	1,653,521,187
1272	Ministry of Finance	1,032,500,820	1,162,002,635	1,379,744,527	1,456,260,837	1,653,521,187
S37	MOFT / Special Budget	341,294,479	29,821,851	50,000,000	50,000,000	50,000,000
1265	MOFT / Special Budget	341,294,479	29,821,851	50,000,000	50,000,000	50,000,000
S38	MOFT / Pension Budget	7,969,045	5,806,470	-	-	-
1007	MOFT / Pension Budget	7,969,045	5,806,470	-	-	-
S21	Ministry of Defense	6,444,596	7,954,398	9,637,891	9,683,736	9,730,042
1012	Ministry of Defence	3,216,928	6,633,270	6,976,876	6,998,712	7,020,767
1014	National Disaster Management Centre	21,870	3,683	6,186	6,247	6,310
1498	Aviation Security Command	3,205,798	1,317,445	2,654,829	2,678,777	2,702,965
S45	Maldives National Defense Force	7,882,897	4,180,332	693,134	693,134	693,134
1013	Maldives National Defense Force	7,882,897	4,180,332	693,134	693,134	693,134
S47	Maldives Immigration	69,420,691	71,574,051	74,005,252	74,748,438	75,499,215
1029	Maldives Immigration	69,420,691	71,574,051	74,005,252	74,748,438	75,499,215
S22	Ministry of Home Affairs	3,627,146	186,438	175,520	190,520	205,520
1016	Ministry of Home Affairs	3,626,090	182,904	174,520	189,520	204,520
1057	Juvenile Justice Unit	1,056	3,534	1,000	1,000	1,000
S39	Maldives Police Services	1,068,400	1,585,019	1,212,571	1,212,571	1,212,571
1027	Maldives Police Service	1,068,400	1,585,019	1,212,571	1,212,571	1,212,571
S46	Maldives Correctional Services	395,811	120,484	148,173	148,173	148,173
1025	Maldives Correctional Service	395,811	120,484	148,173	148,173	148,173
S40	Maldives Customs Services	2,873,388,569	2,959,821,943	3,270,828,621	3,336,399,310	3,410,218,827
1008	Maldives Customs Service	2,873,388,569	2,959,821,943	3,270,828,621	3,336,399,310	3,410,218,827
S23	Ministry of Education	39,641,455	16,756,997	10,275,253	10,342,779	10,400,168
1058	Ministry of Education	1,020,410	1,315,899	1,221,427	1,221,427	1,221,427
1060	Department of Public Examination	6,059,288	6,408,549	6,202,049	6,266,408	6,321,609
1482	Technical and Vocational Education Training Authority	8,335	2,265	2,265	2,265	2,265
1500	National Institute of Education	1,242,963	925,774	766,331	766,331	766,331
1518	Quality Assurance Department	329	2,497	1,000	1,000	1,000
1062	MOE / Atoll School Construction	394,189	100,000	101,000	102,010	103,030
1065	Majeediyya School	67,819	32,265	32,265	32,265	32,265
1066	Dharumavantha school	67,342	39,922	38,122	38,122	38,122
1067	Aminiyya School	76,687	72,754	75,254	75,254	75,254
1261	Hiriya School	87,277	71,494	52,391	52,391	52,391
1068	Iskandaru School	129,830	114,213	113,945	113,945	113,945
1069	Centre For Higher Secondary Education	175,430	94,828	96,318	96,318	96,318
1070	Al- Madrasathul Arabiyyathul Islamiyya	69,769	67,557	15,710	15,710	15,710

	2017	2018	2019	2020	2021
	Actual	Revised			
1071 Jamaaludeen School	107,884	80,147	81,347	81,347	81,347
1072 Thaaajudeen School	150,567	85,533	66,657	66,657	66,657
1073 Kalaafaanu School	71,471	24,506	29,006	29,006	29,006
1075 Muhiyudeen School	55,780	31,078	22,873	22,873	22,873
1076 Imaadudeen School	56,408	13,409	14,301	14,301	14,301
1077 Ghaazee school	60,346	59,124	60,324	60,324	60,324
1514 Rehendhi School	129,876	39,495	31,774	31,774	31,774
1079 Ha.Atoll Education Centre	31,047	31,586	7,582	7,582	7,582
1080 Hdh.Atoll Education Centre	207,957	88,768	56,457	56,457	56,457
1081 Sh.Atoll Education Centre	285,784	8,866	1,250	1,250	1,250
1082 N.Atoll Education Centre	60,793	23,092	5,016	5,016	5,016
1083 R.Atoll Education Centre	302,089	406,053	53,413	53,413	53,413
1084 B.Atoll Education Centre	51,883	54,730	55,730	55,730	55,730
1085 LH.Atoll Education Centre	15,330	19,625	20,125	20,125	20,125
1086 Adh.Atoll Education Centre	339,834	66,534	24,635	24,635	24,635
1087 F.Atoll Education Centre	93,247	42,306	17,949	17,949	17,949
1088 Dh.Atoll Education Centre	139,094	25,557	26,757	26,757	26,757
1089 TH.Atoll Education Centre	9,389	3,618	3,318	3,318	3,318
1090 L.Atoll Education Centre	281,161	6,910	6,910	6,910	6,910
1091 GA.Atoll Education Centre	109,301	65,209	25,479	25,479	25,479
1092 Gdh.Atoll Education Centre	248,516	101,981	24,259	24,306	24,354
1093 Gn.Atoll Education Centre	605,939	19,870	19,870	19,870	19,870
1095 Ha.Atholhu Madharusaa	145,869	269,972	42,527	42,527	42,527
1096 Ihavandhoo School	512,415	360,827	29,152	29,152	29,152
1097 Madhurasathul Seikh Ibrahim	843	647	770	770	770
1098 Afeefudheen School	241,112	16,135	16,000	16,000	16,000
1099 Nolhivaram School	706,897	40,918	40,893	40,893	40,893
1100 Jalaaludeen School	6,979	1,035	1,535	1,535	1,535
1101 Sh.Atoll School	243,079	37,307	14,822	14,822	14,822
1102 Funadhoo School	147,293	28,895	29,203	29,203	29,203
1103 Milandhoo School	57,727	33,631	34,831	34,831	34,831
1104 Kendhikulhudhoo School	139,279	6,333	3,633	3,633	3,633
1105 Meyna School	247,190	65,305	27,543	27,543	27,543
1106 Ungoofaaru School	19,595	9,256	9,263	9,263	9,263
1107 Alifushee School	39,874	53,504	2,576	2,576	2,576
1109 Hulhudhufaaruu School	465,898	271,728	25,797	25,797	25,797
1110 Thulhaadhoo School	1,423,636	44,994	13,686	13,686	13,686
1111 Lh.Atoll School	440,601	322,848	9,457	9,457	9,457
1113 K.Atoll School	27,274	22,185	22,444	22,444	22,444
1114 Adh.Atoll School	187,670	12,650	12,750	12,850	12,950
1115 Qatharu Ameer School	397,256	56,852	27,718	27,718	27,718
1116 L.Maavashu School	286,657	26,111	26,131	26,141	26,161
1117 Aboobakuru School	956,000	273,169	50,000	50,000	50,000
1118 Hafiz Ahmed School	361,205	437,020	13,120	13,120	13,120
1119 Madharusathul Sheikh Mohamed Jamaaluddin / Gn.Fuvahmulah	214,663	213,887	94,842	94,842	94,842
1120 Hithadhoo School	47,460	54,773	2,400	2,400	2,400

	2017	2018	2019	2020	2021
	Actual	Revised			
1121 Sharafuddheen School	449,845	634,886	63,170	65,170	66,170
1122 Feydhoo School	585,229	99,169	41,981	41,981	41,981
1123 Addu High School	1,459,055	81,279	17,525	17,525	17,525
1504 Thinadhoo School	742,821	99,302	10,595	10,595	10,595
1501 Northern Education Unit	3,795,417	860,798	65,389	65,389	65,389
1502 Central Education Unit	4,210,321	1,082,760	39,584	39,584	39,584
1503 Southern Education Unit	5,790,081	432,209	59,005	59,005	59,005
1521 North Central Education Unit	185,045	38,537	28,993	28,993	28,993
1520 South Central Education Unit	2,293,805	222,061	24,809	24,809	24,809
S48 Ministry of Higher Education	3,078,978	1,359,120	691,228	691,228	691,228
1129 Ministry of Higher Education	2,072,668	738,652	70,849	70,849	70,849
1142 Maldives Qualification Authority	783,348	545,789	545,700	545,700	545,700
1263 Maldives Polytechnic	222,962	74,679	74,679	74,679	74,679
S24 Maldives Islamic University	140,531	170,844	132,000	132,000	132,000
1141 Maldives Islamic University	140,531	170,844	132,000	132,000	132,000
S25 Maldives National University	865,582	368,528	226,048	227,048	228,048
1130 Maldives National University	231,408	35,601	34,955	34,955	34,955
1131 Faculty of Education	118,042	62,459	30,000	30,000	30,000
1132 Faculty of Health Sciences	66,768	59,731	30,000	30,000	30,000
1133 Faculty of Management & Computing	24,335	24,047	24,335	24,335	24,335
1134 Faculty of Engineering Technology	64,686	39,401	30,000	30,000	30,000
1135 Faculty of Hospitality and Tourism Studies	55,675	30,000	30,000	30,000	30,000
1136 Centre for Maritime Studies	17,465	1,770	6,000	6,000	6,000
1137 Centre for Open Learning	27,075	14,892	4,966	4,966	4,966
1138 Faculty of Shari'a and Law	83,488	4,193	5,000	5,000	5,000
1139 Atoll Campuses	9,679	7,292	7,292	7,292	7,292
1140 Faculty of Arts	29,485	19,198	10,000	10,000	10,000
1484 Faculty of Islamic Studies	56,823	67,080	11,000	12,000	13,000
1499 Faculty of Science	66,964	1,303	1,000	1,000	1,000
1266 National law Library	13,689	1,561	1,500	1,500	1,500
S26 Ministry of Foreign Affairs	116,931	119,159	60,000	60,000	60,000
1147 Ministry of Foreign Affairs	107,798	112,408	60,000	60,000	60,000
1149 Embassy of the Republic of Maldives in Colombo, Sri Lanka	4,668	2,693	-	-	-
1154 Embassy of the Republic of Maldives in Kuala Lumpur, Malaysia	4,465	4,058	-	-	-
S27 Ministry of Health	65,318,054	49,169,020	47,586,743	48,897,820	49,278,108
1163 Ministry of Health	9,547,407	6,333,634	6,269,073	6,692,523	6,692,523
1164 Health Protection Agency	6,810,821	2,826,749	3,136,745	3,168,512	3,200,741
1191 Maldives Food & Drug Authority	6,021,946	3,929,207	4,090,597	4,211,079	4,333,577
1507 Maldives Blood Service	101,148	10,670	11,308	11,308	11,308
1167 HD. Regional Hospital	3,795,406	1,541,995	1,555,156	1,567,082	1,579,127
1168 R. Regional Hospital	1,430,212	3,794,497	3,889,408	4,003,585	4,054,925
1170 M. Regional Hospital	380,199	1,178,007	1,199,704	1,221,942	1,227,571
1171 GDH. Regional Hospital	3,113,272	1,401,242	1,450,609	1,466,337	1,479,228
1172 L. Regional Hospital	2,923,636	2,213,687	1,806,752	1,840,776	1,846,513
1169 S. Regional Hospital	2,815,673	4,300,592	4,356,807	4,433,241	4,480,817
1173 HA. Atoll Hospital	2,122,820	814,786	852,805	903,911	972,042

	2017	2018	2019	2020	2021
	Actual	Revised		Approved	
1174 SH. Atoll Hospital	1,814,742	1,182,748	1,156,963	1,170,306	1,181,096
1175 N. Atoll Hospital	82,514	1,400,049	1,432,180	1,451,262	1,460,919
1176 B. Atoll Hospital	7,236,607	4,681,594	4,741,649	4,791,933	4,838,375
1177 LH. Atoll Hospital	2,811,164	3,277,939	1,204,263	1,216,302	1,228,466
1497 K. Atoll Health Services	1,687,363	1,738,915	1,562,758	1,755,210	1,593,692
1178 AA. Atoll Hospital	1,877,468	1,275,810	1,286,706	1,300,616	1,313,085
1179 ADH. Atoll Hospital	3,459,808	1,227,069	1,251,714	1,276,855	1,302,171
1180 V. Atoll Hospital	502,037	602,037	608,917	615,913	621,833
1181 F. Atoll Hospital	597,099	345,092	308,818	312,879	315,507
1182 DH. Atoll Hospital	2,695,003	2,441,637	2,535,101	2,561,833	2,586,741
1183 TH. Atoll Hospital	1,646,718	1,353,031	1,541,604	1,560,521	1,574,325
1184 GA. Atoll Hospital	18,784	18,784	40,000	40,424	40,424
1185 Gn. Atoll Hospital	1,506,526	959,694	977,551	987,937	997,503
1186 Dhamanaveshi	319,681	319,555	319,555	335,533	345,599
S42 Indhiraagaandhi Memorial Hospital (IGMH)	42,908,267	41,922,917	91,625,630	96,709,559	102,492,014
1166 Indira Gandhi Memorial Hospital	42,345,344	41,567,156	44,494,490	49,100,595	54,407,041
1187 Villingili Hospital	562,923	355,761	499,689	511,199	516,230
1528 Dharumavantha Hospital	-	-	46,631,451	47,097,765	47,568,743
S41 National Social Protection Agency	679,611	735,901	10,000	10,000	10,000
1250 National Social Protection Agency	679,611	735,901	10,000	10,000	10,000
S28 Ministry of Economic Development	2,309,810	2,393,787	2,397,127	2,484,346	2,545,960
1202 Ministry of Economic Development	2,298,242	2,382,787	2,386,127	2,473,346	2,534,960
1511 Labour Relations Authority	11,568	11,000	11,000	11,000	11,000
S50 Ministry of Transport & Civil Aviation	30,786,393	38,458,921	36,286,694	36,864,611	38,431,364
1226 Regional Airports	4,318,539	4,933,243	3,418,948	3,686,610	3,978,134
1232 Transport Authority	26,467,854	33,525,678	32,867,746	33,178,001	34,453,230
S29 Ministry of Tourism	127,093	7,163,859	99,300	99,300	99,300
1204 Ministry of Tourism	127,093	7,163,859	99,300	99,300	99,300
S30 Ministry of Youth, Sports and Community Empowerment	2,473,392	1,382,686	924,359	924,359	924,359
1215 Ministry of Youth, Sports & Community Empowerment	2,473,392	1,382,686	924,359	924,359	924,359
S52 Ministry of Arts, Culture and Heritage	1,205,982	506,476	552,481	552,481	552,481
1271 Department of Heritage	47,787	32,269	32,269	32,269	32,269
1269 Dhivehi Bahuge Academy	841,521	283,729	283,629	283,629	283,629
1210 National Library	178,477	121,852	163,606	163,606	163,606
1211 National Centre for the Arts	126,910	58,556	66,127	66,127	66,127
1213 National Bureau of Classification	7,903	6,850	6,850	6,850	6,850
1506 National Archives	3,384	3,220	-	-	-
S31 Ministry of National Planning and Infrastructure	29,554,624	28,802,992	28,806,134	29,085,689	29,373,715
1224 Ministry of National Planning and Infrastructure	19,315,802	18,793,946	18,748,496	18,928,938	19,116,859
1483 Maldives Land and Survey Authority	72,279	66,098	66,325	66,555	66,787
1496 Public works Services	122,223	78,781	71,900	71,900	71,900
1011 National Bureau of Statistics	336,786	67,703	12,120	12,120	12,120
1026 Department of National Registrations	9,707,534	9,796,464	9,907,293	10,006,176	10,106,049
S51 Ministry of Communication, Science and Technology	216,691,980	216,711,421	218,783,290	220,963,993	223,166,502
1238 National Centre For Information Technology	98,739	46,609	44,324	44,324	44,324
1239 Communications Authority of Maldives	216,593,241	216,664,812	218,738,966	220,919,669	223,122,178

		2017	2018	2019	2020	2021
		Actual	Revised	Approved		
S32	Ministry of Fisheries, Marine Resources and Agriculture	5,265,730	3,645,593	3,816,065	4,000,947	4,204,205
1233	Ministry of Fisheries, Marine Resources and Agriculture	5,265,730	3,645,593	3,816,065	4,000,947	4,204,205
S33	Ministry of Islamic Affairs	22,573,262	2,038,356	1,113,342	1,113,342	1,113,342
1240	Ministry of Islamic Affairs	22,564,896	2,032,010	1,107,300	1,107,300	1,107,300
1241	Center for the Holy Quran	8,366	6,346	6,042	6,042	6,042
S34	Ministry of Environment	10,658,882	9,280,717	9,301,665	9,375,606	9,450,288
1229	Ministry of Environment	1,513,568	532,026	497,313	497,313	497,313
1228	Maldives Meteorological Service	85,174	27,180	3,614	3,614	3,614
1230	Maldives energy Authority	28,162	14,065	14,065	14,065	14,065
1231	Environmental Protection Agency	9,031,978	8,707,446	8,786,673	8,860,614	8,935,296
S36	Ministry Of Gender, Family and Social Services	479,054	378,903	90,534	91,534	92,534
1510	Ministry Of Gender, Family and Social Services	116,438	166,117	34,500	34,500	34,500
1196	Family & Children Service Centre	235,607	148,842	5,000	5,000	5,000
1197	Kudakudhinge Hiya	28,147	6,224	4,800	4,800	4,800
1516	Fiyavathi	14,969	8,234	8,234	8,234	8,234
1078	Thauleemaa Masakkaiky ugannaidhey Kudakudhinge Marukazu	80	1,000	1,000	1,000	1,000
1192	National Drug Agency	43,509	28,402	17,000	18,000	19,000
1194	Khaassa Eheeah Beynunvaa Meehun thibey Marukaz	40,304	20,084	20,000	20,000	20,000
S43	Councils	10,671,387	7,029,098	5,417,430	5,425,136	5,433,209
1477	Male' City Council	5,445,838	5,420,341	5,417,430	5,425,136	5,433,209
1281	HA. Atoll Council	3,453	-	-	-	-
1284	HA. Mulhadhoo Council	-	50	-	-	-
1285	HA. Hoarafushee Council	1,140	-	-	-	-
1294	HA. Baarashu Council	5,075	72,446	-	-	-
1295	HDh. Atoll Council	44,240	-	-	-	-
1296	HDh. Hanimaadhoo Council	1,719,391	-	-	-	-
1302	HDh. Nolvivaramu Council	738	150	-	-	-
1313	Sh. Feydhoo Council	10	-	-	-	-
1314	Sh. Feevaku Council	12,313	-	-	-	-
1316	Sh. Foakaidhoo Council	656	200	-	-	-
1319	Sh. Lhaimagu Council	470	-	-	-	-
1336	N. Fodhdhoo Council	2,861	100	-	-	-
1337	N. Velidhoo Council	5,267	912	-	-	-
1341	R. Rasgetheemu Council	473	-	-	-	-
1342	R. Angolhitheemu Council	241	209	-	-	-
1351	R. Meedhoo Council	2,794	129	-	-	-
1362	B. Eydhafushee Council	10,898	915	-	-	-
1363	B. Thulhaadhoo Council	4,540	41	-	-	-
1366	B. Fehendhoo Council	12,523	657	-	-	-
1369	Lh. Hinnavaru Council	5,522	-	-	-	-
1373	K. Atoll Council	14,990	1,032	-	-	-
1279	K. Kaashidhoo Council	10,431	1,754	-	-	-
1374	K. Gaafaru Council	1,591	-	-	-	-
1375	K. Dhiffushee Council	317,639	13,267	-	-	-
1376	K. Thulusdhoo Council	1,407,071	1,142,726	-	-	-
1377	K. Huraa Council	5,418	4,798	-	-	-

	2017	2018	2019	2020	2021
	Actual	Revised		Approved	
1379 K. Gulhee Council	6,668	-	-	-	-
1381 K. Guraidhoo Council	2,857	208	-	-	-
1382 AA. Atoll Council	362	24	-	-	-
1385 AA. Ukulhahu Council	3,370	3,856	-	-	-
1386 AA. Mathiveree Council	18,201	2,247	-	-	-
1388 AA. Feridhoo Council	1	-	-	-	-
1389 AA. Maalhohu Council	3,514	647	-	-	-
1390 AA. Himandhoo Council	3,258	5,318	-	-	-
1392 ADh. Hanyaameedhoo Council	6,934	20,824	-	-	-
1394 ADh. Kunburudhoo Council	500	-	-	-	-
1395 ADh. Mahibadhoo Council	1	2,426	-	-	-
1398 ADh. Dhigurashu Council	4,920	111	-	-	-
1399 ADh. Dhidhdhoo Council	9,900	-	-	-	-
1400 ADh. Fenfushee Council	33,114	128	-	-	-
1401 ADh. Maamigilee Council	7,151	-	-	-	-
1402 V. Atoll Council	40,993	-	-	-	-
1403 V. Fulidhoo Council	42,364	-	-	-	-
1404 V. Thinadhoo Council	29,629	-	-	-	-
1405 V. Felidhoo Council	2,208	2,218	-	-	-
1407 V. Rakeedhoo Council	31,565	70,790	-	-	-
1408 M. Atoll Council	11,167	-	-	-	-
1417 F. Atoll Council	85,398	74,883	-	-	-
1418 F. Feealee Council	67,011	37,590	-	-	-
1419 F. Bileiydhoo Council	44,908	6,456	-	-	-
1431 Th. Atoll Council	34,404	4,200	-	-	-
1433 Th. Vilufushee Council	15,000	-	-	-	-
1434 Th. Madifushee Council	900	-	-	-	-
1440 Th. Gaadhiffushee Council	2,200	-	-	-	-
1443 Th. Kinbidhoo Council	171,877	10,860	-	-	-
1445 L. Atoll Council	151	-	-	-	-
1457 GA. Atoll Council	1,254	-	-	-	-
1463 GA. Dhevadhoo Council	85,529	48,142	-	-	-
1465 GA. Gemanafushee Council	42,015	63,428	-	-	-
1466 GA. Kanduhulhuhdoo Council	218,353	1,530	-	-	-
1278 GDh. Atoll Council	17,539	190	-	-	-
1467 GDh. Madavelee Council	4,868	654	-	-	-
1468 GDh. Hoadedhdhoo Council	56,475	-	-	-	-
1469 GDh. Nadalla Council	45,604	-	-	-	-
1470 GDh. Gadhdhoo Council	26,370	11,696	-	-	-
1471 GDh. Rathafandhoo Council	199,211	945	-	-	-
1473 GDh. Fiyoaree Council	7,670	-	-	-	-
1474 GDh. Faresmaathodaa Council	5,950	-	-	-	-
1475 GDh. Thinadhoo Council	235,696	-	-	-	-
1489 Dhadimagu Council Fuvammulah	8,744	-	-	-	-

4.5 GRANT DONORS 2017 - 2021

(IN MVR)

	2017 Actual	2018 Revised	2019	2020 Approved	2021
Total grants	365,481,584	589,803,440	1,364,309,468	853,385,102	568,191,071
Bilateral	155,912,811	101,594,680	256,302,062	50,673,137	28,438,601
Abu Dhabi	76,699,026	-	1,300,000	1,300,000	1,300,000
Canada	12,314	5,000	5,000	5,000	5,000
Denmark	-	160,000	-	-	-
Italy	10,836,923	-	-	-	-
Japan	92,040	25,406,253	30,869,740	30,000	30,000
South Korea	67,067	-	-	-	-
Saudi Arabia	64,223,586	62,462,362	169,620,000	-	-
Netherlands	-	3,217,056	16,085,282	24,127,923	24,127,923
Pakistan	39,199	9,914,696	38,402,040	25,190,214	2,955,678
China	2,554,659	428,306	20,000	20,000	20,000
Turkey	140,340	1,007	-	-	-
America	1,247,657	-	-	-	-
Multilateral	209,568,773	488,208,760	1,108,007,406	802,711,965	539,752,470
IUTL	307,400	463,422	438,743	438,743	438,743
ISESCO	23,130	-	-	-	-
IFAD	7,092,559	19,520,571	4,099,965	2,049,982	-
NGO	1,813,093	1,957,174	1,218,030	1,218,030	1,218,030
FBO	180,143	279,731	40,000	40,000	40,000
FAO	668,913	186,884	290,000	290,000	290,000
LBO	10,132,062	927,662	790,900	790,900	790,900
AFPPD	59,060	-	-	-	-
ADB	17,029,237	165,721,369	161,419,422	188,757,944	216,096,467
Asia Pacific Forum	1,176	15,000	15,000	15,000	15,000
OFID	4,081,094	-	-	-	-
OECD	92,160	107,450	50,000	50,000	50,000

	2017	2018	2019	2020	2021
	Actual	Revised		Approved	
World Bank	101,529,967	237,588,725	143,681,358	161,687,396	153,388,782
SAARC	5,093,051	2,298,106	1,345,697	1,345,697	1,345,697
WHO	2,277,912	2,069,837	1,560,000	1,560,000	1,560,000
UNICEF	11,028,081	9,424,728	9,050,153	9,100,153	9,150,153
UNIDO	253,877	239,289	129,000	129,000	129,000
UNITAR	644,106	101,300	50,000	50,000	50,000
UNESCAP	184,200	325,686	308,306	308,306	308,306
UNESCO	295,134	158,611	-	-	-
UNOPS	7,729,308	284,567	-	-	-
UNEP	15,772,519	7,644,372	6,155,850	6,155,850	6,155,850
UNFCCC	5,623,234	21,636,159	6,591,527	-	-
UNFPA	225,000	106,175	50,000	50,000	50,000
UNSD	422,371	-	-	-	-
UNDP	2,998,535	2,587,266	700,000	600,000	600,000
European Union	-	496,464	223,623	223,623	223,623
GEF	-	110,150	100,000	100,000	100,000
Private	14,011,451	13,958,062	10,665,000	10,665,000	10,665,000
Other	-	-	759,034,832	417,086,341	137,086,919

4.6 ECONOMIC CLASSIFICATION OF GRANT REVENUES 2017 - 2021

(IN MVR)

		2017	2018	2019	2020	2021
		Actual	Revised	Approved		
Total		365,481,584	589,803,440	1,364,309,468	853,385,102	568,191,071
		25,083,195	14,942,335	11,415,000	11,415,000	11,415,000
121	Fees and Charges	7,656,351	418,563	300,000	300,000	300,000
121017	Sponsorship of Programmes	6,900,020	318,563	100,000	100,000	100,000
121048	Course Fee and Examination Fee	756,331	100,000	200,000	200,000	200,000
129	Miscellaneous Non-Tax Revenues	17,426,844	14,521,600	11,115,000	11,115,000	11,115,000
129002	Reimbursement from Previous Year Budget	273,304	-	-	-	-
129008	Donations Received	17,153,540	14,521,600	11,115,000	11,115,000	11,115,000
181	Gains	-	2,172	-	-	-
181003	Gains on Exchange Rates	-	2,172	-	-	-
		340,398,389	574,861,105	1,352,894,468	841,970,102	556,776,071
141	Cash Grants	132,055,254	49,725,087	640,795,396	24,120,302	24,170,302
141001	Cash Grants - Bilateral	80,257,024	105,508	612,058,567	2,025,000	2,025,000
141002	Cash Grants - Multilateral	49,676,814	47,271,634	27,047,899	20,406,372	20,456,372
141003	Cash Grants - Voluntary Organisation	2,121,416	2,347,945	1,688,930	1,688,930	1,688,930
142	In-Kind Grants	-	371,696	-	-	-
142001	In-Kind Grants - Bilateral	-	371,696	-	-	-
143	Capital Project Grants	207,994,463	524,764,322	712,099,072	817,849,800	532,605,769
143001	Capital Project Grant - Bilateral	76,232,264	100,912,893	403,248,327	465,704,478	163,470,520
143002	Capital Project Grant - Multilateral	131,762,199	423,851,429	308,850,745	352,145,322	369,135,249
144	Other Grants	348,672	-	-	-	-
144001	Other Grant - Bilateral	348,672	-	-	-	-

4.7 GRANT REVENUES BY OFFICE 2017-2021

(IN MVR)

	2017 Actual	2018 Revised	2019	2020 Approved	2021
Total	365,481,584	589,803,440	1,364,309,468	853,385,102	568,191,071
S02 People's Majlis	133,725	-	-	-	-
1242 People's Majlis	133,725	-	-	-	-
S06 Civil Service Commission	8,986	19,600	15,000	15,000	15,000
1256 Civil Service Commission	8,986	19,600	15,000	15,000	15,000
S07 Human Rights Commission	13,490	222,891	20,000	20,000	20,000
1246 Human Rights Commission	13,490	222,891	20,000	20,000	20,000
S08 Anti-Corruption Commission	783,008	200,000	300,000	300,000	300,000
1245 Anti-Corruption Commission	783,008	200,000	300,000	300,000	300,000
S11 Maldives Inland revenue Authority	490,681	-	-	-	-
1009 Maldives Inland revenue Authority	490,681	-	-	-	-
S13 Maldives Media Council	39,000	-	-	-	-
1270 Maldives Media Council	39,000	-	-	-	-
S16 Local Government Authority	82,093	-	-	-	-
1276 Local Government Authority	82,093	-	-	-	-
S44 Family Protection Authority	354,635	147,662	200,000	100,000	100,000
1505 Family Protection Authority	354,635	147,662	200,000	100,000	100,000
S20 Ministry of Finance	29,629,879	57,136,172	369,537,271	39,295,500	27,738,000
1272 Ministry of Finance	29,629,879	57,136,172	369,537,271	39,295,500	27,738,000
S37 MOFT / Special Budget	76,699,026	-	301,633,567	-	-
1265 MOFT / Special Budget	76,699,026	-	301,633,567	-	-
S21 Ministry of Defense	798,860	575,249	381,418	381,418	381,418
1012 Ministry of Defense	15,300	150,000	50,000	50,000	50,000
1014 National Disaster Management Centre	724,120	425,249	331,418	331,418	331,418
1522 National Counter Terrorism Centre	59,440	-	-	-	-
S45 Maldives National Defense Force	-	400,000	-	-	-
1013 Maldives National Defense Force	-	400,000	-	-	-
S22 Ministry of Home Affairs	178,746	87,290	-	-	-
1016 Ministry of Home Affairs	95,896	87,290	-	-	-
1057 Juvenile Justice Unit	82,850	-	-	-	-
S39 Maldives Police Services	1,390,929	533,272	480,000	530,000	580,000
1027 Maldives Police Service	1,390,929	533,272	480,000	530,000	580,000
S40 Maldives Customs Services	15,000	14,925	5,000	5,000	5,000
1008 Maldives Customs Service	15,000	14,925	5,000	5,000	5,000
S23 Ministry of Education	49,997,123	44,634,704	4,556,191	3,547,760	3,547,760
1058 Ministry of Education	2,929,815	4,579,075	2,297,760	2,297,760	2,297,760

	2017	2018	2019	2020	2021
	Actual	Revised			
1263 Maldives Polytechnic	1,163,491	134,152	250,000	250,000	250,000
1500 National Institute of Education	1,124,393	1,535,897	1,000,000	1,000,000	1,000,000
1518 Quality Assurance Department	44,779,424	38,385,580	1,008,431	-	-
S48 Ministry of Higher Education	17,560	-	3,467,250	11,557,500	23,115,000
1129 Ministry of Higher Education	17,560	-	3,467,250	11,557,500	23,115,000
S25 Maldives National University	-	9,871,805	37,702,040	24,490,214	2,255,678
1130 Maldives National University	-	9,871,805	37,702,040	24,490,214	2,255,678
S26 Ministry of Foreign Affairs	2,205,987	-	2,000,000	2,000,000	2,000,000
1147 Ministry of Foreign Affairs	2,205,987	-	-	-	-
1160 Embassy of the Republic of Maldives in Islamabad, Pa	-	-	700,000	700,000	700,000
1274 Embassy of the Republic of Maldives in Abu Dhabi, Ur	-	-	1,300,000	1,300,000	1,300,000
S27 Ministry of Health	6,055,720	5,398,632	5,306,773	5,306,773	5,306,773
1163 Ministry of Health	294,800	-	-	-	-
1164 Health Protection Agency	5,760,920	5,398,632	5,306,773	5,306,773	5,306,773
S42 Dharumavantha Group of Hospitals	3,682,373	361,120	400,000	400,000	400,000
1166 Indira Gandhi Memorial Hospital	3,682,373	361,120	400,000	400,000	400,000
S41 National Social Protection Agency	245,215	-	-	-	-
1250 National Social Protection Agency	245,215	-	-	-	-
S28 Ministry of Economic Development	26,404,188	4,719,219	1,045,697	1,045,697	1,045,697
1202 Ministry of Economic Development	26,404,188	4,719,219	1,045,697	1,045,697	1,045,697
S50 Ministry of Transport & Civil Aviation	530,030	20,000	-	-	-
1232 Transport Authority	530,030	20,000	-	-	-
S30 Ministry of Youth, Sports and Community Empowerment	348,672	-	-	-	-
1215 Ministry of Youth, Sports & Community Empowerment	348,672	-	-	-	-
S52 Ministry of Arts, Culture and Heritage	1,683,131	159,618	-	-	-
1271 Department of Heritage	435,474	159,618	-	-	-
1210 National Library	1,247,657	-	-	-	-
S31 Ministry of National Planning and Infrastructure	65,736,822	73,090,309	191,296,819	21,676,819	21,676,819
1224 Ministry of National Planning and Infrastructure	64,674,621	72,590,329	190,996,819	21,376,819	21,376,819
1011 National Bureau of Statistics	1,062,201	499,980	300,000	300,000	300,000
S51 Ministry of Communication, Science and Technology	-	1,056,197	-	-	-
1238 National Centre For Information Technology	-	1,056,197	-	-	-
S32 Ministry of Fisheries, Marine Resources and Agriculture	12,154,515	104,915,276	38,714,975	36,664,992	34,615,010
1233 Ministry of Fisheries, Marine Resources and Agricultu	12,154,515	104,915,276	38,714,975	36,664,992	34,615,010
S33 Ministry of Islamic Affairs	8,888,538	13,050,052	10,050,000	10,050,000	10,050,000
1240 Ministry of Islamic Affairs	145,583	50,000	50,000	50,000	50,000
1241 Center for the Holy Quran	8,742,955	13,000,052	10,000,000	10,000,000	10,000,000
S34 Ministry of Environment	74,981,983	271,822,575	393,885,592	692,686,554	431,727,041
1229 Ministry of Environment	74,374,760	271,228,887	393,785,592	692,586,554	431,627,041
1228 Maldives Meteorological Service	467,595	-	-	-	-

	2017 Actual	2018 Revised	2019	2020 Approved	2021
1230 Maldives energy Authority	-	300,000	-	-	-
1231 Environmental Protection Agency	139,628	293,688	100,000	100,000	100,000
S36 Ministry Of Gender, Family and Social Services	1,931,669	1,366,872	3,311,875	3,311,875	3,311,875
1510 Ministry Of Gender, Family and Social Services	1,926,649	1,366,872	3,311,875	3,311,875	3,311,875
1192 National Drug Agency	5,020	-	-	-	-

4.8 ECONOMIC CLASSIFICATION OF TRUST FUND REVENUES 2017 - 2021

(IN MVR)

		2017	2018	2019	2020	2021
		Actual	Revised	Approved		
Total		178,557,353	133,785,998	124,335,044	124,367,544	124,410,044
I	TAX REVENUE	13,392	-	-	-	-
113	Business and Property Tax	13,392	-	-	-	-
113004	Ownership Transfer Tax	13,392	-	-	-	-
II	NON-TAX REVENUE	174,914,522	130,870,197	124,235,044	124,267,544	124,310,044
121	Fees and Charges	19,586,494	16,150,600	19,995,106	19,995,606	19,996,106
121002	Restaurant, Café, Canteen Fee	73,580	35,000	35,000	35,000	35,000
121004	Certificate Fee	4,430	3,500	3,500	4,000	4,500
121017	Sponsorship of Programmes	37,018	270,000	50,000	50,000	50,000
121018	Hire of Sound System	42,500	-	-	-	-
121019	Approval of Movies and TV Serials	62,765	85,000	50,000	50,000	50,000
121025	Landing Charges	-	1,000,000	1,817,550	1,817,550	1,817,550
121026	Handling Charges	-	1,900,000	3,302,964	3,302,964	3,302,964
121028	Birth Certificate Issuance	6,602	-	-	-	-
121047	Boarding Fee	-	-	6,000,000	6,000,000	6,000,000
121048	Course Fee and Examination Fee	8,223,963	4,550,000	100,000	100,000	100,000
121049	Examination Paper Re-evaluation Fee	110,495	110,000	125,000	125,000	125,000
121066	Dressing and Injection Charges	-	55,000	-	-	-
121074	Sale of Ticket	1,098,415	920,000	800,000	800,000	800,000
121075	Sale of Pass	536,266	330,000	300,000	300,000	300,000
121077	Permission for air travel within Maldives	3,994,431	4,000,000	4,000,000	4,000,000	4,000,000
121078	Partnership Annual Fee	675,350	500,000	500,000	500,000	500,000
121080	Fees for Changing Name	140	-	-	-	-
121081	Electricity Charges Received	-	20,000	131,092	131,092	131,092
121999	Other Fees and Charges	4,720,539	2,372,100	2,780,000	2,780,000	2,780,000
123	Registration and Licence Fees	15,910	6,000	6,000	6,000	6,000
123999	Other Registration and Licence Fees	15,910	6,000	6,000	6,000	6,000
124	Proceeds from Sales	1,619,601	1,116,400	1,827,573	1,837,573	1,847,573
124001	Sale of Books, News Papers, Magazines Etc	253,870	101,100	100,000	100,000	100,000
124003	Sale of Calendar, Souvenir Etc	116,295	100,000	100,000	100,000	100,000
124004	Sale of Official Forms	1,395	3,300	-	-	-
124999	Other Sales	1,248,041	912,000	1,627,573	1,637,573	1,647,573
125	Property Income	22,309,308	25,345,000	25,759,365	25,761,365	25,763,365
125002	Rent from Government Buildings	20,137,724	25,000,000	25,304,815	25,304,815	25,304,815
125004	Rent from Land for Commercial Purposes	25,348	170,000	304,550	304,550	304,550
125005	Rent from Land for Industry	955,221	-	-	-	-
125999	Other Rent and Property Income	1,191,015	175,000	150,000	152,000	154,000
126	Fines and Penalties	334,989	620,451	217,000	217,000	217,000
126002	Fine-Breach of Regulation	103,755	389,000	35,000	35,000	35,000
126004	Late fine deducted from Salaries	124,593	81,451	62,000	62,000	62,000
126005	Dharanyaaai Qazziyya joorimanaa	106,141	150,000	120,000	120,000	120,000
126999	Other Fine or Penalty	500	-	-	-	-
127	Interest, Profit and Dividends	1,125,250	850,000	850,000	850,000	850,000
127010	Div. - Dhivehiraaajeyge Gulhun Pvt. Ltd.	360,250	350,000	350,000	350,000	350,000
127011	Div. - State Trading Organisation Plc.	765,000	500,000	500,000	500,000	500,000

		2017	2018	2019	2020	2021
		Actual	Revised	Approved		
129	Miscellaneous Non-Tax Revenues	129,922,970	86,772,046	75,580,000	75,600,000	75,630,000
129001	Cash Received for Which Purpose Is Unknown	549	-	-	-	-
129002	Reimbursement from Previous Year Budget	371,293	180,046	-	-	-
129004	Subsidiary Loan Repayment	820,755	1,500,000	1,000,000	1,000,000	1,000,000
129005	Compensation of Losses to Government Assets	15,771	-	-	-	-
129007	Zakath	64,920,268	50,002,000	50,000,000	50,000,000	50,000,000
129008	Donations Received	57,022,410	35,090,000	24,580,000	24,600,000	24,630,000
129010	Transferred Balance	6,649,375	-	-	-	-
129998	Revenue Clearing Account	(9)	-	-	-	-
129999	Other miscellaneous non-tax revenues	122,558	-	-	-	-
181	Gains	-	9,700	-	-	-
181999	Gains - Other	-	9,700	-	-	-
	Proceeds from Sale of Assets	264,347	-	-	-	-
131	Proceeds from Sale of Assets	264,347	-	-	-	-
131001	Sale of items at auction	87,699	-	-	-	-
131999	Sale of Other Assets	176,648	-	-	-	-
	GRANT - Grants	3,365,092	2,915,801	100,000	100,000	100,000
141	Cash Grants	761,329	2,915,801	100,000	100,000	100,000
141001	Cash Grants - Bilateral	145,567	1,302,110	100,000	100,000	100,000
141002	Cash Grants - Multilateral	-	1,613,691	-	-	-
141003	Cash Grants - Voluntary Organisation	615,762	-	-	-	-
144	Other Grants	2,603,763	-	-	-	-
144001	Other Grant - Bilateral	529,148	-	-	-	-
144002	Other Grant - Multilateral	4,000	-	-	-	-
144003	Other Grant - Voluntary Organisation	2,070,615	-	-	-	-

4.9 TRUST FUND REVENUE BY OFFICE 2017 - 2021

(IN MVR)

	2017	2018	2019	2020	2021
	Actual	Revised			
Total	178,557,353	133,785,998	124,335,044	124,367,544	124,410,044
1005 Official Residence of the Vice President	2,416,746	-	-	-	-
Muliaage Trust Fund	2,416,746	-	-	-	-
1265 MOFT / Special Budget	4,346,177	4,182,046	4,170,000	4,170,000	4,170,000
Civil Aviation Trust Fund	4,346,177	4,182,046	4,170,000	4,170,000	4,170,000
1058 Ministry of Education	24,339,778	21,522,000	21,192,000	21,192,000	21,192,000
Higher Education Trust Fund	2,068,797	-	-	-	-
Thauleemee Fund	22,270,981	21,522,000	21,192,000	21,192,000	21,192,000
1065 Majeediyya School	316,001	210,000	200,000	200,000	200,000
School Trust Fund	316,001	210,000	200,000	200,000	200,000
1066 Dharumavantha school	147,625	150,000	120,000	120,000	120,000
School Trust Fund	147,625	150,000	120,000	120,000	120,000
1067 Aminiyya School	968,946	235,000	300,000	300,000	300,000
School Trust Fund	968,946	235,000	300,000	300,000	300,000
1261 Hiriya School	360,292	271,000	251,000	251,000	251,000
School Trust Fund	360,292	271,000	251,000	251,000	251,000
1068 Iskandar School	963,313	700,000	800,000	800,000	800,000
School Trust Fund	963,313	700,000	800,000	800,000	800,000
1069 Centre For Higher Secondary Education	127,900	2,650,000	100,000	100,000	100,000
School Trust Fund	127,900	2,650,000	100,000	100,000	100,000
1070 Al- Madrasathul Arabiyyathul Islamiyya	39,610	25,000	25,000	25,000	25,000
School Trust Fund	39,610	25,000	25,000	25,000	25,000
1071 Jamaaludeen School	127,733	80,000	75,000	75,000	75,000
School Trust Fund	127,733	80,000	75,000	75,000	75,000
1072 Thaajudeen School	652,687	420,000	500,000	500,000	500,000
School Trust Fund	652,687	420,000	500,000	500,000	500,000
1073 Kalaafaanu School	806,315	685,000	565,000	565,000	565,000
School Trust Fund	806,315	685,000	565,000	565,000	565,000
1075 Muhiyudeen School	389,906	25,000	30,000	30,000	30,000
School Trust Fund	389,906	25,000	30,000	30,000	30,000
1076 Imaadudeen School	447,054	400,000	400,000	400,000	400,000
School Trust Fund	447,054	400,000	400,000	400,000	400,000
1077 Ghaazee school	308,782	190,000	120,000	120,000	120,000
School Trust Fund	308,782	190,000	120,000	120,000	120,000
1514 Rehendhi School	497,002	800,000	350,000	350,000	350,000
School Trust Fund	497,002	800,000	350,000	350,000	350,000
1129 Ministry of Higher Education	-	800,000	-	-	-
Higher Education T-Fund	-	800,000	-	-	-
1141 Maldives Islamic University	7,927,304	1,602,600	6,153,500	6,166,000	6,178,500
Maldives Islamic University Trust Fund	7,927,304	1,602,600	6,153,500	6,166,000	6,178,500

	2017	2018	2019	2020	2021
	Actual	Revised		Approved	
1163 Ministry of Health	3,862,810	3,964,191	2,500,000	2,500,000	2,500,000
Health Services Fund	3,862,810	3,964,191	2,500,000	2,500,000	2,500,000
1250 National Social Protection Agency	648,796	4,600,000	1,000,000	1,000,000	1,000,000
Social Safety Assistance Fund	648,796	4,600,000	1,000,000	1,000,000	1,000,000
1226 Regional Airports	-	3,075,000	6,927,544	6,927,544	6,927,544
Kaadehdhoo Airport Trust Fund	-	3,075,000	6,927,544	6,927,544	6,927,544
1271 Department of Heritage	768,674	500,000	500,000	500,000	500,000
Heritage Trust Fund	768,674	500,000	500,000	500,000	500,000
1269 Dhivehi Bahuge Academy	148,567	50,000	100,000	100,000	100,000
Dhivehi Bahuge Academy Trust Fund	148,567	50,000	100,000	100,000	100,000
1211 National Centre for the Arts	1,867,155	1,203,000	1,000,000	1,000,000	1,000,000
Arts Development Trust Fund	1,867,155	1,203,000	1,000,000	1,000,000	1,000,000
1239 Communications Authority of Maldives	17,251,563	10,000,000	900,000	920,000	950,000
ICT Trust Fund	17,251,563	10,000,000	900,000	920,000	950,000
1233 Ministry of Fisheries, Marine Resources and Agriculture	2,592,305	1,800,000	1,650,000	1,650,000	1,650,000
Agriculture Trust Fund	1,892,305	1,300,000	1,150,000	1,150,000	1,150,000
Fisheries Trust Fund	700,000	500,000	500,000	500,000	500,000
1240 Ministry of Islamic Affairs	91,770,346	68,206,740	72,250,000	72,250,000	72,250,000
Dheeneekanthah Kurieruvumah Trust Fund	25,423,109	11,106,740	15,250,000	15,250,000	15,250,000
Miskithaabehey Vaqf Fund	1,091,542	7,100,000	7,000,000	7,000,000	7,000,000
Zakat Fund	65,255,695	50,000,000	50,000,000	50,000,000	50,000,000
1229 Ministry of Environment	1,304,781	840,000	855,000	855,000	855,000
B. Atoll Conservation Fund	1,304,781	840,000	855,000	855,000	855,000
1510 Ministry Of Gender, Family and Social Services	3,535,205	4,148,421	1,000,000	1,000,000	1,000,000
Kudakudhina Khaasa Eheege Trust Fund	3,535,205	4,148,421	1,000,000	1,000,000	1,000,000
1192 National Drug Agency	221,162	300,000	150,000	150,000	150,000
Drug Control Trust Fund	221,162	300,000	150,000	150,000	150,000
1332 N. Miladhoo Council	800,557	-	-	-	-
Local Council Trust Fund	800,557	-	-	-	-
1360 B. Dharavandhoo Council	600,202	-	-	-	-
Local Council Trust Fund	600,202	-	-	-	-
1376 K. Thulusdhoo Council	2,611,212	151,000	151,000	151,000	151,000
Local Council Trust Fund	2,611,212	151,000	151,000	151,000	151,000
1418 F. Feealee Council	21,522	-	-	-	-
Local Council Trust Fund	21,522	-	-	-	-
1431 Th. Atoll Council	3,800	-	-	-	-
Local Council Trust Fund	3,800	-	-	-	-
1433 Th. Vilufushee Council	1,030,489	-	-	-	-
Local Council Trust Fund	1,030,489	-	-	-	-
1436 Th. Guraidhoo Council	131,829	-	-	-	-
Local Council Trust Fund	131,829	-	-	-	-
1437 Th. Kandoodhoo Council	66,000	-	-	-	-
Local Council Trust Fund	66,000	-	-	-	-
1457 GA. Atoll Council	1,961,065	-	-	-	-
Local Council Trust Fund	1,961,065	-	-	-	-

	2017	2018	2019	2020	2021
	Actual	Revised	Approved		
1470 GDh. Gadhthoo Council	654,274	-	-	-	-
Local Council Trust Fund	654,274	-	-	-	-
1473 GDh. Fiyaree Council	692,681	-	-	-	-
Local Council Trust Fund	692,681	-	-	-	-
1474 GDh. Faresmaathodaa Council	822,585	-	-	-	-
Local Council Trust Fund	822,585	-	-	-	-
1475 GDh. Thinadhoo Council	6,602	-	-	-	-
Local Council Trust Fund	6,602	-	-	-	-

4.10 LOAN DONORS 2017-2021

(IN MVR)

	2017	2018	2019	2020	2021
	Actual	Revised			
Total	2,712,936,905	3,950,252,984	3,064,426,233	3,579,755,263	3,943,440,810
Bilateral	123,805,512	474,774,568	1,042,188,844	1,288,973,733	1,365,297,262
Saudi Arabia	71,648,996	426,972,627	613,460,648	686,870,905	798,663,848
Abu Dhabi	12,935,042	16,104,220	197,910,773	302,378,236	233,416,624
Kuwait	39,221,474	31,697,721	230,817,423	299,724,592	333,216,790
Multilateral	2,589,131,393	3,475,478,416	2,022,237,389	2,290,781,530	2,578,143,548
ADB	-	19,946,811	25,993,820	31,307,420	88,608,660
Commercial bank	2,210,416,379	3,013,798,102	1,327,668,057	1,280,113,223	1,394,803,242
EIB	-	-	89,150,000	191,672,500	280,822,500
IDB	200,897,608	43,634,136	117,125,824	143,406,968	126,766,136
IFAD	3,875,683	1,422,088	-	-	-
AFD	4,606,219	-	-	-	-
WORLD BANK	-	-	24,246,000	51,392,831	47,920,497
OPEC FUND	169,335,504	396,677,279	430,343,688	554,338,588	542,847,513
AIIB	-	-	7,710,000	38,550,000	96,375,000

4.11 GOVERNMENT TOTAL RECEIPTS 2019

(IN MVR)

		Office	Trust	Grants	Loans	Total
		Revenue	Fund Revenue	Revenue	Revenue	Receipts
Total		24,679,066,966	124,335,044	1,364,309,468	5,289,677,385	31,457,388,863
S01	Presidents Office	126,282	-	-	-	126,282
1001	Presidents Office	87,282	-	-	-	87,282
1003	Official Residence of the President	38,000	-	-	-	38,000
1005	Official Residence of the Vice President	1,000	-	-	-	1,000
S02	People's Majlis	384,717	-	-	-	384,717
1242	People's Majlis	384,717	-	-	-	384,717
S04	Department of Judicial Administration	11,738,956	-	-	-	11,738,956
1264	Department of Judicial Administration	386,140	-	-	-	386,140
1248	Supreme Court	120,318	-	-	-	120,318
1249	High Court	213,189	-	-	-	213,189
1251	Majistrate Courts	5,877,906	-	-	-	5,877,906
1252	Civil Court	305,325	-	-	-	305,325
1253	Criminal Court	193,777	-	-	-	193,777
1254	Family Court	4,611,206	-	-	-	4,611,206
1255	Juvenile Court	11,861	-	-	-	11,861
1486	Drug Court	19,234	-	-	-	19,234
S03	Judicial Service Commission	6,723	-	-	-	6,723
1247	Judicial Service Commission	6,723	-	-	-	6,723
S05	Elections Commission	111,373	-	-	-	111,373
1244	Elections Commission	111,373	-	-	-	111,373
S06	Civil Service Commission	20,000	-	15,000	-	35,000
1256	Civil Service Commission	20,000	-	15,000	-	35,000
S07	Human Rights Commission	22,083	-	20,000	-	42,083
1246	Human Rights Commission	22,083	-	20,000	-	42,083
S08	Anti-Corruption Commission	46,385	-	300,000	-	346,385
1245	Anti-Corruption Commission	46,385	-	300,000	-	346,385
S09	Auditor Generals Office	148,881	-	-	-	148,881
1243	Auditor General's Office	148,881	-	-	-	148,881
S10	Prosecutor Generals Office	49,601	-	-	-	49,601
1257	Prosecutor General's Office	49,601	-	-	-	49,601
S11	Maldives Inland revenue Authority	16,785,100,086	-	-	-	16,785,100,086
1009	Maldives Inland revenue Authority	16,785,100,086	-	-	-	16,785,100,086
S12	Employment Tribunal	23,491	-	-	-	23,491
1222	Employment Tribunal	23,491	-	-	-	23,491
S13	Maldives Media Council	1,559	-	-	-	1,559
1270	Maldives Media Council	1,559	-	-	-	1,559
S14	Maldives Broadcasting Commission	8,803,040	-	-	-	8,803,040
1478	Maldives Broadcasting Commission	8,803,040	-	-	-	8,803,040
S15	Tax Appeal Tribunal	3,000	-	-	-	3,000
1275	Tax Appeal Tribunal	3,000	-	-	-	3,000

		Office	Trust	Grants	Loans	Total
		Revenue	Fund Revenue	Revenue	Revenue	Receipts
S16	Local Government Authority	1,300	-	-	-	1,300
1276	Local Government Authority	1,300	-	-	-	1,300
S17	Information Commissioners Office	500	-	-	-	500
1512	Information Commissioner's Office	500	-	-	-	500
S18	National Integrity Commission	10,000	-	-	-	10,000
1515	National Integrity Commission	10,000	-	-	-	10,000
S44	Family Protection Authority	4,000	-	200,000	-	204,000
1505	Family Protection Authority	4,000	-	200,000	-	204,000
S35	Attorney Generals Office	170,000	-	-	-	170,000
1144	Attorney General's Office	170,000	-	-	-	170,000
S20	Ministry of Finance	1,379,744,527	-	369,537,271	2,060,013,265	3,809,295,063
1272	Ministry of Finance	1,379,744,527	-	369,537,271	2,060,013,265	3,809,295,063
S37	MOFT / Special Budget	2,677,653,977	4,170,000	301,633,567	2,317,771,152	5,301,228,696
1265	MOFT / Special Budget	2,677,653,977	4,170,000	301,633,567	2,317,771,152	5,301,228,696
S21	Ministry of Defense	9,637,891	-	381,418	-	10,019,309
1012	Ministry of Defence	6,976,876	-	50,000	-	7,026,876
1014	National Disaster Management Centre	6,186	-	331,418	-	337,604
1498	Aviation Security Command	2,654,829	-	-	-	2,654,829
S45	Maldives National Defense Force	693,134	-	-	-	693,134
1013	Maldives National Defense Force	693,134	-	-	-	693,134
S47	Maldives Immigration	74,005,252	-	-	-	74,005,252
1029	Maldives Immigration	74,005,252	-	-	-	74,005,252
S22	Ministry of Home Affairs	175,520	-	-	-	175,520
1016	Ministry of Home Affairs	174,520	-	-	-	174,520
1057	Juvenile Justice Unit	1,000	-	-	-	1,000
S39	Maldives Police Service	1,212,571	-	480,000	-	1,692,571
1027	Maldives Police Service	1,212,571	-	480,000	-	1,692,571
S46	Maldives Correctional Service	148,173	-	-	-	148,173
1025	Maldives Correctional Service	148,173	-	-	-	148,173
S40	Maldives Customs Service	3,270,828,621	-	5,000	-	3,270,833,621
1008	Maldives Customs Service	3,270,828,621	-	5,000	-	3,270,833,621
S23	Ministry of Education	10,275,253	25,028,000	4,556,191	-	39,859,444
1058	Ministry of Education	1,221,427	21,192,000	2,297,760	-	24,711,187
1060	Department of Public Examination	6,202,049	-	-	-	6,202,049
1482	Technical and Vocational Education Training Authority	2,265	-	-	-	2,265
1500	National Institute of Education	766,331	-	250,000	-	1,016,331
1518	Quality Assurance Department	1,000	-	1,000,000	-	1,001,000
1062	MOE / Atoll School Construction	101,000	-	1,008,431	-	1,109,431
1065	Majeediyya School	32,265	200,000	-	-	232,265
1066	Dharumavantha school	38,122	120,000	-	-	158,122
1067	Aminiyya School	75,254	300,000	-	-	375,254
1261	Hiriya School	52,391	251,000	-	-	303,391
1068	Iskandaru School	113,945	800,000	-	-	913,945
1069	Centre For Higher Secondary Education	96,318	100,000	-	-	196,318
1070	Al- Madrasathul Arabiyyathul Islamiyya	15,710	25,000	-	-	40,710
1071	Jamaaludeen School	81,347	75,000	-	-	156,347
1072	Thaajudeen School	66,657	500,000	-	-	566,657

	Office	Trust	Grants	Loans	Total
	Revenue	Fund Revenue	Revenue	Revenue	Receipts
1073	Kalaafaanu School	29,006	565,000	-	594,006
1075	Muhyudeen School	22,873	30,000	-	52,873
1076	Imaadudeen School	14,301	400,000	-	414,301
1077	Ghaazee school	60,324	120,000	-	180,324
1514	Rehendhi School	31,774	350,000	-	381,774
1079	Ha.Atoll Education Centre	7,582	-	-	7,582
1080	Hdh.Atoll Education Centre	56,457	-	-	56,457
1081	Sh.Atoll Education Centre	1,250	-	-	1,250
1082	N.Atoll Education Centre	5,016	-	-	5,016
1083	R.Atoll Education Centre	53,413	-	-	53,413
1084	B.Atoll Education Centre	55,730	-	-	55,730
1085	LH.Atoll Education Centre	20,125	-	-	20,125
1086	Adh.Atoll Education Centre	24,635	-	-	24,635
1087	F.Atoll Education Centre	17,949	-	-	17,949
1088	Dh.Atoll Education Centre	26,757	-	-	26,757
1089	TH.Atoll Education Centre	3,318	-	-	3,318
1090	L.Atoll Education Centre	6,910	-	-	6,910
1091	GA.Atoll Education Centre	25,479	-	-	25,479
1092	Gdh.Atoll Education Centre	24,259	-	-	24,259
1093	Gn.Atoll Education Centre	19,870	-	-	19,870
1095	Ha.Atholhu Madharusaa	42,527	-	-	42,527
1096	Ihavandhoo School	29,152	-	-	29,152
1097	Madhurasathul Seikh Ibrahim	770	-	-	770
1098	Afeefudheen School	16,000	-	-	16,000
1099	Nolhivaram School	40,893	-	-	40,893
1100	Jalaaludeen School	1,535	-	-	1,535
1101	Sh.Atoll School	14,822	-	-	14,822
1102	Funadhoo School	29,203	-	-	29,203
1103	Milandhoo School	34,831	-	-	34,831
1104	Kendhikulhudhoo School	3,633	-	-	3,633
1105	Meyna School	27,543	-	-	27,543
1106	Ungoofaaruu School	9,263	-	-	9,263
1107	Alifushee School	2,576	-	-	2,576
1109	Hulhudhufaaruu School	25,797	-	-	25,797
1110	Thulhaadhoo School	13,686	-	-	13,686
1111	Lh.Atoll School	9,457	-	-	9,457
1113	K.Atoll School	22,444	-	-	22,444
1114	Adh.Atoll School	12,750	-	-	12,750
1115	Qatharu Ameer School	27,718	-	-	27,718
1116	L.Maavashu School	26,131	-	-	26,131
1117	Aboobakuru School	50,000	-	-	50,000
1118	Hafiz Ahmed School	13,120	-	-	13,120
1119	Madhurasathul Sheikh Mohamed Jamaaluddin / Gn.Fuvahmulah	94,842	-	-	94,842
1120	Hithadhoo School	2,400	-	-	2,400
1121	Sharafuddheen School	63,170	-	-	63,170

	Office Revenue	Trust Fund Revenue	Grants Revenue	Loans Revenue	Total Receipts
1122 Feydhoo School	41,981	-	-	-	41,981
1123 Addu High School	17,525	-	-	-	17,525
1504 Thinadhoo School	10,595	-	-	-	10,595
1501 Northern Education Unit	65,389	-	-	-	65,389
1502 Central Education Unit	39,584	-	-	-	39,584
1503 Southern Education Unit	59,005	-	-	-	59,005
1521 North Central Education Unit	28,993	-	-	-	28,993
1520 South Central Education Unit	24,809	-	-	-	24,809
S48 Ministry of Higher Education	691,228	-	3,467,250	3,467,250	7,625,728
1129 Ministry of Higher Education	70,849	-	3,467,250	3,467,250	7,005,349
1142 Maldives Qualification Authority	545,700	-	-	-	545,700
1263 Maldives Polytechnic	74,679	-	-	-	74,679
S24 Maldives Islamic University	132,000	6,153,500	-	-	6,285,500
1141 Maldives Islamic University	132,000	6,153,500	-	-	6,285,500
S25 Maldives National University	226,048	-	37,702,040	-	37,928,088
1130 Maldives National University	34,955	-	37,702,040	-	37,736,995
1131 Faculty of Education	30,000	-	-	-	30,000
1132 Faculty of Health Sciences	30,000	-	-	-	30,000
1133 Faculty of Management & Computing	24,335	-	-	-	24,335
1134 Faculty of Engineering Technology	30,000	-	-	-	30,000
1135 Faculty of Hospitality and Tourism Studies	30,000	-	-	-	30,000
1136 Centre for Maritime Studies	6,000	-	-	-	6,000
1137 Centre for Open Learning	4,966	-	-	-	4,966
1138 Faculty of Shari'a and Law	5,000	-	-	-	5,000
1139 Atoll Campuses	7,292	-	-	-	7,292
1140 Faculty of Arts	10,000	-	-	-	10,000
1484 Faculty of Islamic Studies	11,000	-	-	-	11,000
1499 Faculty of Science	1,000	-	-	-	1,000
1266 National law Library	1,500	-	-	-	1,500
S26 Ministry of Foreign Affairs	60,000	-	2,000,000	-	2,060,000
1147 Ministry of Foreign Affairs	60,000	-	-	-	60,000
1160 Embassy of the Republic of Maldives in Islamabad, Pakistan	-	-	700,000	-	700,000
1274 Embassy of the Republic of Maldives in Abu Dhabi, United Arab E	-	-	1,300,000	-	1,300,000
S27 Ministry of Health	47,586,743	2,500,000	5,306,773	5,299,092	60,692,608
1163 Ministry of Health	6,269,073	2,500,000	-	5,299,092	14,068,165
1164 Health Protection Agency	3,136,745	-	5,306,773	-	8,443,518
1191 Maldives Food & Drug Authority	4,090,597	-	-	-	4,090,597
1507 Maldives Blood Service	11,308	-	-	-	11,308
1167 HD. Regional Hospital	1,555,156	-	-	-	1,555,156
1168 R. Regional Hospital	3,889,408	-	-	-	3,889,408
1170 M. Regional Hospital	1,199,704	-	-	-	1,199,704
1171 GDH. Regional Hospital	1,450,609	-	-	-	1,450,609
1172 L. Regional Hospital	1,806,752	-	-	-	1,806,752
1169 S. Regional Hospital	4,356,807	-	-	-	4,356,807
1173 HA. Atoll Hospital	852,805	-	-	-	852,805
1174 SH. Atoll Hospital	1,156,963	-	-	-	1,156,963

	Office	Trust	Grants	Loans	Total	
	Revenue	Fund Revenue	Revenue	Revenue	Receipts	
1175	N. Atoll Hospital	1,432,180	-	-	1,432,180	
1176	B. Atoll Hospital	4,741,649	-	-	4,741,649	
1177	LH. Atoll Hospital	1,204,263	-	-	1,204,263	
1497	K. Atoll Health Services	1,562,758	-	-	1,562,758	
1178	AA. Atoll Hospital	1,286,706	-	-	1,286,706	
1179	ADH. Atoll Hospital	1,251,714	-	-	1,251,714	
1180	V. Atoll Hospital	608,917	-	-	608,917	
1181	F. Atoll Hospital	308,818	-	-	308,818	
1182	DH. Atoll Hospital	2,535,101	-	-	2,535,101	
1183	TH. Atoll Hospital	1,541,604	-	-	1,541,604	
1184	GA. Atoll Hospital	40,000	-	-	40,000	
1185	Gn. Atoll Hospital	977,551	-	-	977,551	
1186	Dhamanaveshi	319,555	-	-	319,555	
S42	Dharumavantha Group of Hospitals	91,625,630	-	400,000	-	92,025,630
1166	Indira Gandhi Memorial Hospital	44,494,490	-	400,000	-	44,894,490
1187	Villingili Hospital	499,689	-	-	-	499,689
1528	Dharumavantha Hospital	46,631,451	-	-	-	46,631,451
S41	National Social Protection Agency	10,000	1,000,000	-	-	1,010,000
1250	National Social Protection Agency	10,000	1,000,000	-	-	1,010,000
S28	Ministry of Economic Development	2,397,127	-	1,045,697	12,313,600	15,756,424
1202	Ministry of Economic Development	2,386,127	-	1,045,697	12,313,600	15,745,424
1511	Labour Relations Authority	11,000	-	-	-	11,000
S50	Ministry of Transport & Civil Aviation	36,286,694	6,927,544	-	-	43,214,238
1226	Regional Airports	3,418,948	6,927,544	-	-	10,346,492
1232	Transport Authority	32,867,746	-	-	-	32,867,746
S29	Ministry of Tourism	99,300	-	-	-	99,300
1204	Ministry of Tourism	99,300	-	-	-	99,300
S30	Ministry of Youth, Sports and Community Empowerment	924,359	-	-	-	924,359
1215	Ministry of Youth, Sports & Community Empowerment	924,359	-	-	-	924,359
S52	Ministry of Arts, Culture and Heritage	552,481	1,600,000	-	-	2,152,481
1271	Department of Heritage	32,269	500,000	-	-	532,269
1269	Dhivehi Bahuge Academy	283,629	100,000	-	-	383,629
1210	National Library	163,606	-	-	-	163,606
1211	National Centre for the Arts	66,127	1,000,000	-	-	1,066,127
1213	National Bureau of Classification	6,850	-	-	-	6,850
S31	Ministry of National Planning and Infrastructure	28,806,134	-	191,296,819	295,686,982	515,789,935
1224	Ministry of National Planning and Infrastructure	18,748,496	-	190,996,819	295,686,982	505,432,297
1483	Maldives Land and Survey Authority	66,325	-	-	-	66,325
1496	Public works Services	71,900	-	-	-	71,900
1011	National Bureau of Statistics	12,120	-	300,000	-	312,120
1026	Department of National Registrations	9,907,293	-	-	-	9,907,293
S49	Ministry of Housing and Urban Development	-	-	-	111,806,107	111,806,107
1529	Ministry of Housing & Urban Development	-	-	-	111,806,107	111,806,107
S51	Ministry of Communication, Science and Technology	218,783,290	900,000	-	-	219,683,290
1238	National Centre For Information Technology	44,324	-	-	-	44,324
1239	Communications Authority of Maldives	218,738,966	900,000	-	-	219,638,966

		Office	Trust	Grants	Loans	Total
		Revenue	Fund Revenue	Revenue	Revenue	Receipts
S32	Ministry of Fisheries, Marine Resources and Agriculture	3,816,065	1,650,000	38,714,975	9,631,250	53,812,290
1233	Ministry of Fisheries, Marine Resources and Agriculture	3,816,065	1,650,000	38,714,975	9,631,250	53,812,290
S33	Ministry of Islamic Affairs	1,113,342	72,250,000	10,050,000	-	83,413,342
1240	Ministry of Islamic Affairs	1,107,300	72,250,000	50,000	-	73,407,300
1241	Center for the Holy Quran	6,042	-	10,000,000	-	10,006,042
S34	Ministry of Environment	9,301,665	855,000	393,885,592	473,688,687	877,730,944
1229	Ministry of Environment	497,313	855,000	393,785,592	473,688,687	868,826,592
1228	Maldives Meteorological Service	3,614	-	-	-	3,614
1230	Maldives energy Authority	14,065	-	-	-	14,065
1231	Environmental Protection Agency	8,786,673	-	100,000	-	8,886,673
S36	Ministry Of Gender, Family and Social Services	90,534	1,150,000	3,311,875	-	4,552,409
1510	Ministry Of Gender, Family and Social Services	34,500	1,000,000	3,311,875	-	4,346,375
1196	Family & Children Service Centre	5,000	-	-	-	5,000
1197	Kudakudhinge Hiya	4,800	-	-	-	4,800
1516	Fiyavathi	8,234	-	-	-	8,234
1078	Thauleemaa Masakkaiy ugannaidhey Kudakudhinge Marukazu	1,000	-	-	-	1,000
1192	National Drug Agency	17,000	150,000	-	-	167,000
1194	Khaassa Eheeah Beynunvaa Meehun thibey Marukaz	20,000	-	-	-	20,000
S43	Councils	5,417,430	151,000	-	-	5,568,430
1477	Male' City Council	5,417,430	-	-	-	5,417,430
1376	K. Thulusdhoo Council	-	151,000	-	-	151,000

Government Expenditure

5

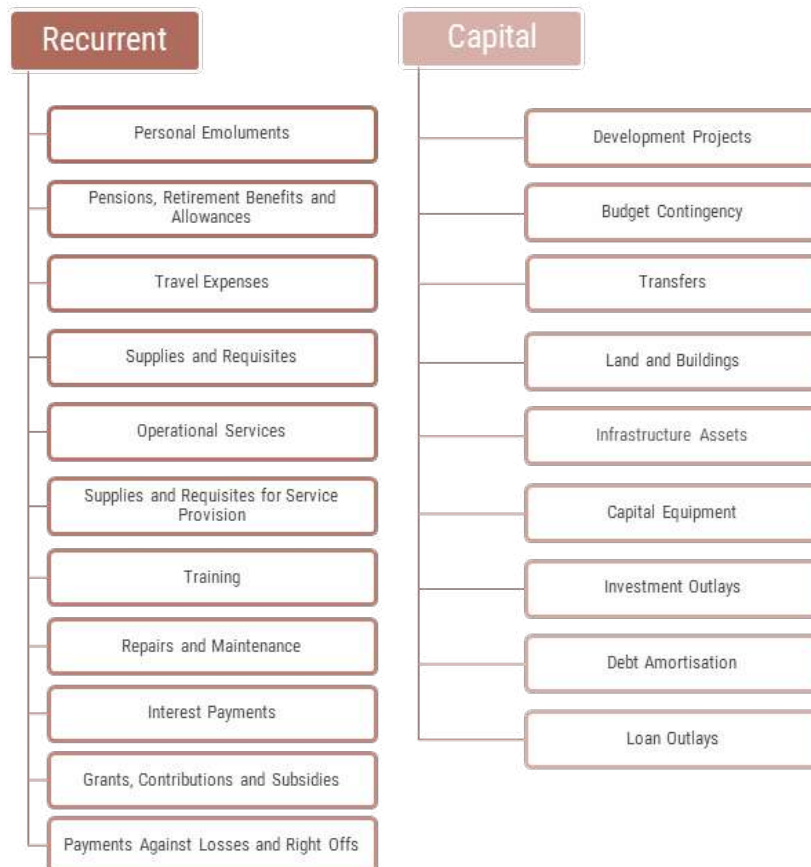


5

Government Expenditure

Economic Classification of Central Government Expenditure

Economic classification of government expenditure reflect the economic activities affected by government spending. These are classified as recurrent and capital expenditure, and further divided according to the following:



Functional Classification of Central Government Expenditure

The functional classification of government expenditure has been changed from GFSM 1998 to match as per GFSM (Government Finance Statistics Manual) 2014; including wider coverage of functional areas. However for the purpose of GoM, modification has been brought to debt repayment and servicing. The new Functional Classification of government expenditure consists of the following categories:

1 General Public Services

Executive and legislative organs, financial and fiscal affairs,

External affairs

General Services

2 Debt Services and Amortisation

Public Debt Transactions

Interest Payment and Debt Servicing

3 Defense

Military Defense

Civil Defense

4 Public Order and Safety

Police Services

Fire Protection

Law Courts

Prisons

5 Economic Affairs

General Economic, Commercial and Labor Affairs

Agriculture, Forestry, Fishing and Hunting

Fuel and Energy

Transport

Communication

6 Environmental Protection

Waste Management

Waste Water Management

Pollution abatement

Protection of Biodiversity and Landscape

R and D Environmental Protection

Environmental Protection N.E.C

7 Housing and Community Amenities

Housing Development

Community Development

Water Supply

Street Lighting

Housing and Community Amenities N.E.C

8 Health

Hospital Services

Public Health Services

9 Recreation, Culture and Religion

Recreational and Sporting Services

Cultural Services

Broadcasting and Publishing Services

Religious and Other Community Services

10 Education

Education N.E.C

Tertiary Education

11 Social Protection

Sickness and Disability

Old Age

Survivors

Family and Children

Social Protection N.E.C

5.1 ECONOMIC CLASSIFICATION OF GOVERNMENT BUDGET 2017 - 2021

(IN MILLION MVR)

	2017		2018		2019		2020		2021	
	Actual		Revised				Approved			
	Mrf	%	Mrf	%	Mrf	%	Mrf	%	Mrf	%
RECURRENT EXPENDITURE	14,955.2	59.9	17,113.6	61.2	18,529.3	61.3	19,058.4	59.6	19,443.5	61.2
CAPITAL EXPENDITURE	9,995.9	40.1	10,851.0	38.8	11,722.5	38.7	12,917.8	40.4	12,308.5	38.8
TOTAL BUDGET	24,951.1	100.0	27,964.6	100.0	30,251.7	100.0	31,976.2	100.0	31,752.0	100.0
RECURRENT EXPENDITURE	14,955.2	59.9	17,113.6	61.2	18,529.3	61.3	19,058.4	59.6	19,443.5	61.2
210 Personal Emoluments	6,971.8	27.9	7,538.1	27.0	7,964.2	26.3	7,962.5	24.9	7,962.5	25.1
213 Pensions, Retirement Benefits and Gratuities	1,462.0	5.9	1,501.5	5.4	1,565.0	5.2	1,602.3	5.0	1,641.5	5.2
221 Travel Expenses	176.7	0.7	140.5	0.5	141.9	0.5	149.9	0.5	154.3	0.5
222 Supplies and Requisites	561.0	2.2	593.0	2.1	609.0	2.0	610.1	1.9	614.7	1.9
223 Operational Services	1,597.3	6.4	1,728.5	6.2	1,989.2	6.6	1,921.8	6.0	1,965.9	6.2
224 Supplies and Requisites for Service Provision	549.9	2.2	518.3	1.9	657.4	2.2	664.5	2.1	671.0	2.1
225 Training	248.3	1.0	393.3	1.4	423.0	1.4	514.2	1.6	544.7	1.7
226 Repairs and Maintenance	212.0	0.8	143.1	0.5	277.1	0.9	227.8	0.7	217.8	0.7
227 Interest Payments	1,096.9	4.4	1,578.0	5.6	2,001.5	6.6	2,288.3	7.2	2,503.7	7.9
228 Grants, Contributions and Subsidies	2,035.6	8.2	2,864.4	10.2	2,850.6	9.4	3,066.6	9.6	3,117.1	9.8
281 Payments against losses and right-offs	43.7	0.2	115.1	0.4	50.4	0.2	50.4	0.2	50.4	0.2
CAPITAL EXPENDITURE	9,995.9	40.1	10,851.0	38.8	11,722.5	38.7	12,917.8	40.4	12,308.5	38.8
291 Development Projects	53.3	0.2	21.5	0.1	7.8	0.0	10.9	0.0	62.5	0.2
292 Budget Contingency	-	-	-	-	411.0	1.4	281.6	0.9	312.6	1.0
421 Land and Buildings	1,108.9	4.4	1,690.8	6.0	1,954.3	6.5	1,881.3	5.9	1,440.8	4.5
422 Infrastructure Assets	4,680.9	18.8	5,404.4	19.3	5,122.4	16.9	6,651.7	20.8	5,931.2	18.7
423 Capital Equipment	444.0	1.8	471.9	1.7	442.7	1.5	409.3	1.3	380.5	1.2
440 Investment Outlays	598.3	2.4	438.2	1.6	806.4	2.7	791.4	2.5	746.4	2.4
720 Debt Amortization	2,404.4	9.6	2,107.5	7.5	2,887.9	9.5	2,801.5	8.8	3,344.4	10.5
730 Loan Outlays	706.2	2.8	716.7	2.6	90.0	0.3	90.0	0.3	90.0	0.3
210 Personal Emoluments	6,971.8	27.9	7,538.1	27.0	7,964.2	26.3	7,962.5	24.9	7,962.5	25.1
211 Salaries and Wages	3,996.6	16.0	4,177.5	14.9	4,352.0	14.4	4,351.0	13.6	4,351.0	13.7
212 Allowances	2,975.2	11.9	3,360.6	12.0	3,612.2	11.9	3,611.5	11.3	3,611.5	11.4
211 Salaries and Wages	3,996.6	16.0	4,177.5	14.9	4,352.0	14.4	4,351.0	13.6	4,351.0	13.7
211001 Salaries and Wages	3,480.4	13.9	3,633.1	13.0	3,848.6	12.7	3,847.6	12.0	3,847.6	12.1
211002 Overtime Pay	516.2	2.1	544.4	1.9	503.4	1.7	503.4	1.6	503.4	1.6
212 Allowances to Employees	2,975.2	11.9	3,360.6	12.0	3,612.2	11.9	3,611.5	11.3	3,611.5	11.4
212001 Pocket Money	0.0	0.0	-	-	-	-	-	-	-	-
212002 Higher Education Allowance	21.2	0.1	24.2	0.1	27.1	0.1	27.0	0.1	27.0	0.1
212003 Technical Allowance	126.7	0.5	139.4	0.5	158.0	0.5	158.0	0.5	158.0	0.5
212004 Long-Term Allowance	68.8	0.3	76.8	0.3	81.1	0.3	81.1	0.3	81.1	0.3
212005 Ramazan Allowance	117.2	0.5	124.6	0.4	127.6	0.4	127.5	0.4	127.5	0.4
212006 Medical Allowance	0.0	0.0	0.0	0.0	0.0	0.0	0.0	0.0	0.0	0.0
212008 Salary Increment	0.6	0.0	0.7	0.0	1.0	0.0	0.6	0.0	0.6	0.0
212009 Special Allowance for The Post	67.5	0.3	72.8	0.3	76.1	0.3	76.0	0.2	76.0	0.2
212010 Food Allowance	143.0	0.6	149.8	0.5	162.0	0.5	162.0	0.5	162.0	0.5
212011 Committee Allowance	20.8	0.1	19.1	0.1	24.6	0.1	24.5	0.1	24.5	0.1
212012 Allowance for local non-residents	99.1	0.4	92.9	0.3	99.5	0.3	99.5	0.3	99.5	0.3
212013 Commuting Allowance for Local Non-Residents	14.6	0.1	16.2	0.1	19.2	0.1	19.2	0.1	19.2	0.1
212014 Dependants' Allowance	385.4	1.5	411.5	1.5	455.6	1.5	455.5	1.4	455.5	1.4
212015 Holiday Allowance	53.7	0.2	53.4	0.2	61.9	0.2	61.9	0.2	61.9	0.2
212016 Allowance for Work Other Than Assigned	0.9	0.0	0.8	0.0	0.8	0.0	0.8	0.0	0.8	0.0

	2017		2018		2019		2020		2021	
	Actual		Revised				Approved			
	Mrf	%	Mrf	%	Mrf	%	Mrf	%	Mrf	%
212017 Annual Leave Cancellation Allowance	2.6	0.0	3.0	0.0	1.3	0.0	1.3	0.0	1.3	0.0
212018 Uniform Allowance	15.7	0.1	10.2	0.0	22.2	0.1	22.2	0.1	22.2	0.1
212019 Acting Allowance	8.8	0.0	5.2	0.0	4.9	0.0	4.9	0.0	4.9	0.0
212020 Religious Service Allowance	16.3	0.1	11.8	0.0	8.6	0.0	8.6	0.0	8.6	0.0
212021 Shift Duty Allowance	32.1	0.1	32.0	0.1	42.8	0.1	42.8	0.1	42.8	0.1
212022 Hardship Allowance	1.7	0.0	1.5	0.0	2.1	0.0	2.1	0.0	2.1	0.0
212023 Exclusive Job Allowance	424.5	1.7	435.6	1.6	449.7	1.5	449.7	1.4	449.7	1.4
212024 Phone Allowance	26.8	0.1	28.5	0.1	29.8	0.1	29.8	0.1	29.8	0.1
212025 Risk Allowance	161.9	0.6	164.4	0.6	185.9	0.6	185.9	0.6	185.9	0.6
212026 Clothing Allowance	0.9	0.0	2.8	0.0	1.2	0.0	1.2	0.0	1.2	0.0
212027 Service Allowance	1,108.1	4.4	1,246.4	4.5	1,314.3	4.3	1,314.5	4.1	1,314.5	4.1
212028 Accountable Officers' Allowance	0.6	0.0	1.2	0.0	0.5	0.0	0.5	0.0	0.5	0.0
212029 Scholarship and Fellowship Allowance-Overseas	-	-	6.6	0.0	2.3	0.0	2.3	0.0	2.3	0.0
212030 Scholarship and Fellowship Allowance-Local	-	-	0.1	0.0	-	-	-	-	-	-
212031 Supporting Core Allowance	-	-	140.1	0.5	168.8	0.6	168.8	0.5	168.8	0.5
212032 Technical Core Allowance	-	-	13.2	0.0	23.0	0.1	23.0	0.1	23.0	0.1
212999 Other Allowances	55.5	0.2	75.9	0.3	60.3	0.2	60.2	0.2	60.2	0.2
213 Pensions, Retirement Benefits and Gratuities	1,462.0	5.9	1,501.5	5.4	1,565.0	5.2	1,602.3	5.0	1,641.5	5.2
213001 Pensions	513.8	2.1	520.5	1.9	527.6	1.7	534.8	1.7	542.1	1.7
213002 Retirement Benefits and Gratuities	547.2	2.2	560.4	2.0	574.0	1.9	587.9	1.8	602.1	1.9
213003 Retirement benefits paid upon Retirement	24.2	0.1	27.9	0.1	32.4	0.1	37.5	0.1	43.5	0.1
213004 Monthly Payment to the Retired	166.6	0.7	176.5	0.6	186.9	0.6	198.0	0.6	209.7	0.7
213005 Government Contribution to Provident Fund	0.0	0.0	-	-	-	-	-	-	-	-
213006 Contribution to the retirement pension scheme	210.2	0.8	216.2	0.8	244.1	0.8	244.1	0.8	244.1	0.8
221 Travel Expenses	176.7	0.7	140.5	0.5	141.9	0.5	149.9	0.5	154.3	0.5
221001 Travelling Expenses - Local Sea Travel	35.0	0.1	24.9	0.1	30.3	0.1	31.0	0.1	31.9	0.1
221002 Travelling Expenses - Local Land Travel	2.7	0.0	2.5	0.0	2.7	0.0	3.0	0.0	3.2	0.0
221003 Travelling Expenses - Local Air Travel	34.3	0.1	23.5	0.1	31.6	0.1	33.3	0.1	34.7	0.1
221004 Travelling Expenses - Overseas	66.1	0.3	56.6	0.2	40.5	0.1	43.5	0.1	44.8	0.1
221005 Travelling Expenses for Foreigners	28.2	0.1	27.7	0.1	31.0	0.1	31.3	0.1	31.8	0.1
221999 Other Travelling Expenses	10.3	0.0	5.3	0.0	5.8	0.0	7.7	0.0	7.9	0.0
222 Administrative Supplies	561.0	2.2	593.0	2.1	609.0	2.0	610.1	1.9	614.7	1.9
222001 Stationery and Office Requisites	60.4	0.2	57.7	0.2	65.7	0.2	67.3	0.2	68.9	0.2
222002 IT Related Materials	12.8	0.1	13.5	0.0	14.3	0.0	14.3	0.0	14.8	0.0
222003 Fuel and Lubricants	102.5	0.4	106.7	0.4	112.5	0.4	115.9	0.4	116.4	0.4
222004 Meals for Employees During Office Hours	292.4	1.2	307.4	1.1	300.0	1.0	300.0	0.9	300.0	0.9
222005 Electrical Items	10.8	0.0	12.0	0.0	12.6	0.0	11.5	0.0	11.6	0.0
222006 Spare Parts	20.5	0.1	22.6	0.1	24.0	0.1	24.4	0.1	24.6	0.1
222007 Materials for Uniforms	28.2	0.1	31.0	0.1	38.7	0.1	39.1	0.1	39.6	0.1
222008 Supplies for Office Cleaning	14.7	0.1	12.2	0.0	15.6	0.1	16.5	0.1	16.7	0.1
222009 Utensils and Accessories	1.2	0.0	1.7	0.0	1.9	0.0	1.9	0.0	2.3	0.0
222010 Office Decoration Materials	1.0	0.0	0.8	0.0	2.2	0.0	1.0	0.0	1.1	0.0
222011 Curtains, Table Cloths Etc	3.7	0.0	3.8	0.0	6.8	0.0	6.6	0.0	6.7	0.0
222999 Other Administrative Supplies	13.0	0.1	23.6	0.1	14.6	0.0	11.6	0.0	12.0	0.0
223 Administrative Services	1,597.3	6.4	1,728.5	6.2	1,989.2	6.6	1,921.8	6.0	1,965.9	6.2
223001 Telephone, Fax and Telex	65.1	0.3	62.8	0.2	66.0	0.2	66.3	0.2	67.0	0.2
223002 Electricity	510.0	2.0	447.8	1.6	505.1	1.7	508.6	1.6	512.1	1.6
223003 Water and Sanitation Services	103.2	0.4	78.6	0.3	81.2	0.3	81.8	0.3	82.3	0.3
223004 Leased Line and Internet	100.2	0.4	99.9	0.4	127.8	0.4	128.0	0.4	128.3	0.4
223005 Building rent and Land rent	83.3	0.3	92.4	0.3	100.3	0.3	101.8	0.3	102.5	0.3

	2017				2018				2019		2020		2021	
	Actual		Revised		Approved		Approved		Mrf	%	Mrf	%	Mrf	%
	Mrf	%	Mrf	%	Mrf	%								
223006 Hire Charges	0.5	0.0	1.3	0.0	0.6	0.0	0.6	0.0	0.6	0.0	0.6	0.0	0.6	0.0
223007 Security and Safeguarding Services	77.8	0.3	89.2	0.3	92.4	0.3	93.9	0.3	94.5	0.3	94.5	0.3	94.5	0.3
223008 Cleaning Services and Waste Disposal	32.2	0.1	38.4	0.1	54.9	0.2	55.7	0.2	56.6	0.2	56.6	0.2	56.6	0.2
223009 Postage and Message	2.1	0.0	1.7	0.0	1.7	0.0	1.8	0.0	1.8	0.0	1.8	0.0	1.8	0.0
223010 Announcements, Subscriptions and Advertisements	5.1	0.0	5.7	0.0	4.3	0.0	4.6	0.0	4.7	0.0	4.7	0.0	4.7	0.0
223011 Carriage and Conveyance	10.9	0.0	14.8	0.1	9.2	0.0	10.4	0.0	11.7	0.0	11.7	0.0	11.7	0.0
223012 Meeting or Seminar Related Expenses	36.4	0.1	16.0	0.1	16.8	0.1	17.5	0.1	18.1	0.1	18.1	0.1	18.1	0.1
223013 National Competitions and Ceremonies	28.9	0.1	47.2	0.2	22.0	0.1	22.9	0.1	24.1	0.1	24.1	0.1	24.1	0.1
223014 Social Development Programmes	36.1	0.1	34.4	0.1	73.1	0.2	63.8	0.2	64.5	0.2	64.5	0.2	64.5	0.2
223015 Examination Related Expenses	30.5	0.1	32.0	0.1	34.6	0.1	34.7	0.1	34.7	0.1	34.7	0.1	34.7	0.1
223016 Consultancy, Translation & Other Related Services	98.9	0.4	53.8	0.2	78.0	0.3	102.4	0.3	85.4	0.3	85.4	0.3	85.4	0.3
223017 Expenses on Foreign Dignitaries	29.2	0.1	11.1	0.0	11.1	0.0	11.5	0.0	11.7	0.0	11.7	0.0	11.7	0.0
223018 Visa, Workpermit Fees of Expatriate Staff	17.0	0.1	16.1	0.1	18.1	0.1	18.2	0.1	18.4	0.1	18.4	0.1	18.4	0.1
223019 Annual Fees to Government	6.7	0.0	6.9	0.0	7.3	0.0	7.5	0.0	7.5	0.0	7.5	0.0	7.5	0.0
223020 Printing Services	32.1	0.1	78.1	0.3	77.1	0.3	79.7	0.2	82.4	0.3	82.4	0.3	82.4	0.3
223021 Laundry Services	0.2	0.0	0.3	0.0	0.3	0.0	0.3	0.0	0.3	0.0	0.3	0.0	0.3	0.0
223022 Staff Medical Expenses	63.5	0.3	65.5	0.2	65.8	0.2	65.8	0.2	65.8	0.2	65.8	0.2	65.8	0.2
223023 Expenses on International & Local Fairs	49.9	0.2	53.7	0.2	157.2	0.5	157.3	0.5	157.5	0.5	157.5	0.5	157.5	0.5
223024 Bank Charges and Commission	19.5	0.1	11.7	0.0	14.3	0.0	14.4	0.0	14.4	0.0	14.4	0.0	14.4	0.0
223025 Insurance	36.4	0.1	39.3	0.1	43.1	0.1	42.1	0.1	42.2	0.1	42.2	0.1	42.2	0.1
223999 Other Administrative Services	121.4	0.5	330.0	1.2	327.0	1.1	230.4	0.7	276.7	0.9	276.7	0.9	276.7	0.9
224 Operational Consumables	549.9	2.2	518.3	1.9	657.4	2.2	664.5	2.1	671.0	2.1	671.0	2.1	671.0	2.1
224001 Medical Consumables	431.3	1.7	421.5	1.5	542.7	1.8	549.4	1.7	555.7	1.8	555.7	1.8	555.7	1.8
224011 Educational Consumables	11.6	0.0	17.1	0.1	18.2	0.1	18.3	0.1	18.4	0.1	18.4	0.1	18.4	0.1
224021 Provision of food to people under arrest and detention	88.6	0.4	66.9	0.2	81.1	0.3	81.2	0.3	81.3	0.3	81.3	0.3	81.3	0.3
224022 Other Material for people under arrest and detention	13.6	0.1	10.2	0.0	12.4	0.0	12.5	0.0	12.5	0.0	12.5	0.0	12.5	0.0
224999 Other Operational Consumables	4.9	0.0	2.7	0.0	3.0	0.0	3.1	0.0	3.1	0.0	3.1	0.0	3.1	0.0
225 Training Expenses	248.3	1.0	393.3	1.4	423.0	1.4	514.2	1.6	544.7	1.7	544.7	1.7	544.7	1.7
225001 Scholarship and Fellowship Assistance	157.2	0.6	341.3	1.2	336.5	1.1	436.8	1.4	461.5	1.5	461.5	1.5	461.5	1.5
225002 Short Course Fees and Expenses - Overseas Training	11.4	0.0	5.7	0.0	9.3	0.0	10.0	0.0	13.1	0.0	13.1	0.0	13.1	0.0
225003 Workshops Related Expenses	11.7	0.0	16.0	0.1	16.4	0.1	16.9	0.1	17.1	0.1	17.1	0.1	17.1	0.1
225004 Course Fees and Related Expenses - Local Training	2.0	0.0	1.4	0.0	5.1	0.0	5.3	0.0	5.4	0.0	5.4	0.0	5.4	0.0
225005 Conducting Training Courses	41.2	0.2	28.0	0.1	49.7	0.2	40.9	0.1	42.9	0.1	42.9	0.1	42.9	0.1
225006 Staff training	24.9	0.1	0.8	0.0	6.0	0.0	4.2	0.0	4.6	0.0	4.6	0.0	4.6	0.0
226 Repairs and Maintenance	212.0	0.8	143.1	0.5	277.1	0.9	227.8	0.7	217.8	0.7	217.8	0.7	217.8	0.7
226001 Repairs - Residential Buildings	4.5	0.0	1.6	0.0	11.7	0.0	14.7	0.0	14.6	0.0	14.6	0.0	14.6	0.0
226002 Repairs - Non-Residential Buildings	121.1	0.5	71.7	0.3	154.2	0.5	109.0	0.3	98.6	0.3	98.6	0.3	98.6	0.3
226003 Repairs - Roads and Bridges	3.2	0.0	0.6	0.0	2.1	0.0	2.1	0.0	2.1	0.0	2.1	0.0	2.1	0.0
226004 Repairs - Airports	0.1	0.0	-	-	0.2	0.0	0.3	0.0	0.2	0.0	0.2	0.0	0.2	0.0
226005 Repairs - Wharves, Ports and Harbours	2.8	0.0	1.0	0.0	1.5	0.0	1.5	0.0	1.5	0.0	1.5	0.0	1.5	0.0
226006 Repairs - Water and Sanitation Systems	5.2	0.0	8.9	0.0	8.6	0.0	8.5	0.0	8.5	0.0	8.5	0.0	8.5	0.0
226007 Repairs - Electricity Systems	3.2	0.0	3.9	0.0	7.8	0.0	7.4	0.0	7.0	0.0	7.0	0.0	7.0	0.0
226008 Repairs - Other Infrastructure	0.8	0.0	0.8	0.0	7.2	0.0	5.2	0.0	5.2	0.0	5.2	0.0	5.2	0.0
226009 Repairs - Furniture and Fittings	1.6	0.0	1.1	0.0	3.0	0.0	2.8	0.0	2.9	0.0	2.9	0.0	2.9	0.0
226010 Repairs - Machinery and Equipment	19.0	0.1	14.5	0.1	29.7	0.1	29.3	0.1	30.2	0.1	30.2	0.1	30.2	0.1
226011 Repairs - Vehicular Equipment	0.2	0.0	0.0	0.0	6.0	0.0	6.0	0.0	6.0	0.0	6.0	0.0	6.0	0.0
226012 Repairs - Communication Infrastructure	2.6	0.0	1.0	0.0	0.9	0.0	1.2	0.0	1.4	0.0	1.4	0.0	1.4	0.0
226013 Repairs - Computer Software	6.9	0.0	9.5	0.0	4.8	0.0	4.9	0.0	5.1	0.0	5.1	0.0	5.1	0.0
226014 Repairs - IT-Related Hardware	2.9	0.0	1.0	0.0	9.0	0.0	5.7	0.0	5.8	0.0	5.8	0.0	5.8	0.0
226015 Repairs - Other Equipment	1.6	0.0	0.1	0.0	3.4	0.0	1.4	0.0	0.4	0.0	0.4	0.0	0.4	0.0
226016 Repairs - Motor Vehicles	16.8	0.1	8.2	0.0	12.5	0.0	12.5	0.0	12.9	0.0	12.9	0.0	12.9	0.0

	2017		2018		2019		2020		2021	
	Actual		Revised				Approved			
	Mrf	%	Mrf	%	Mrf	%	Mrf	%	Mrf	%
226017 Repairs - Ships and Boats	19.3	0.1	19.1	0.1	14.6	0.0	15.1	0.0	15.4	0.0
226018 Repairs - Aerospace equipments	-	-	-	-	0.0	0.0	0.1	0.0	0.0	0.0
227 Financing and Interest Costs	1,096.9	4.4	1,578.0	5.6	2,001.5	6.6	2,288.3	7.2	2,503.7	7.9
227001 Interest Payments to Government Agencies	150.6	0.6	161.0	0.6	147.0	0.5	145.6	0.5	143.4	0.5
227002 Interest Payments to Domestic Sources	24.2	0.1	18.4	0.1	1.8	0.0	1.6	0.0	1.4	0.0
227003 Interest Payments to Foreign Sources	186.9	0.7	531.5	1.9	821.3	2.7	952.9	3.0	1,052.7	3.3
227011 Discount on Treasury Bills	735.2	2.9	867.2	3.1	1,031.4	3.4	1,188.2	3.7	1,306.1	4.1
228 Grants, Contribution and Subsidies	2,035.6	8.2	2,864.4	10.2	2,850.6	9.4	3,066.6	9.6	3,117.1	9.8
228001 Subsidies	47.3	0.2	466.7	1.7	570.0	1.9	550.0	1.7	550.0	1.7
228002 Welfare Payments	0.1	0.0	0.0	0.0	-	-	-	-	-	-
228003 Grants to Private Parties	169.5	0.7	105.0	0.4	145.2	0.5	126.0	0.4	131.2	0.4
228004 Awards	11.7	0.0	9.9	0.0	11.5	0.0	11.9	0.0	12.1	0.0
228005 Indemnities and Relief Against Natural Calamities	9.9	0.0	11.0	0.0	11.0	0.0	11.0	0.0	11.0	0.0
228006 Subscriptions & Fees to Domestic Organisations	0.4	0.0	0.1	0.0	0.1	0.0	0.1	0.0	0.1	0.0
228007 Subscriptions and Fees to International Organisation	18.8	0.1	28.4	0.1	30.8	0.1	25.8	0.1	26.1	0.1
228008 Donations to Foreign Parties or Governments	0.4	0.0	-	-	-	-	-	-	-	-
228009 Assistance to Associations and Social Organisations	85.6	0.3	81.2	0.3	93.2	0.3	99.7	0.3	99.4	0.3
228010 Assistance for Community Programs	49.0	0.2	56.4	0.2	56.4	0.2	57.0	0.2	57.5	0.2
228011 Electricity Subsidies	115.5	0.5	183.2	0.7	272.8	0.9	297.9	0.9	325.6	1.0
228013 Food Subsidies	172.0	0.7	254.4	0.9	230.5	0.8	230.5	0.7	230.6	0.7
228014 Single Parents Allowance	55.4	0.2	37.8	0.1	35.0	0.1	35.0	0.1	35.0	0.1
228015 Medical Treatment Support -Abroad	25.0	0.1	35.4	0.1	36.0	0.1	36.0	0.1	36.0	0.1
228016 Medical Treatment Support -Local	43.9	0.2	22.0	0.1	25.0	0.1	25.0	0.1	25.0	0.1
228017 Foster Parents Allowance	2.3	0.0	2.4	0.0	2.5	0.0	2.5	0.0	2.5	0.0
228018 Health Insurance Premium	928.2	3.7	1,334.4	4.8	1,000.0	3.3	1,000.0	3.1	1,000.0	3.1
228019 Disability Allowance	162.5	0.7	155.0	0.6	182.9	0.6	196.6	0.6	213.3	0.7
228022 Grants to Pre-schools	71.8	0.3	19.0	0.1	22.0	0.1	22.0	0.1	22.0	0.1
228999 Other Grants, Contributions and Subsidies	66.4	0.3	62.2	0.2	125.6	0.4	339.6	1.1	339.6	1.1
281 Losses	43.7	0.2	115.1	0.4	50.4	0.2	50.4	0.2	50.4	0.2
281001 Losses from Government Agencies	36.3	0.1	0.7	0.0	40.0	0.1	40.0	0.1	40.0	0.1
281002 Losses from Private Parties	1.9	0.0	9.4	0.0	0.4	0.0	0.4	0.0	0.4	0.0
281003 Losses on Exchange Rates	5.1	0.0	4.9	0.0	-	-	-	-	-	-
281006 Loss on Sale of Government Land	-	-	-	-	10.0	0.0	10.0	0.0	10.0	0.0
281999 Other Losses	0.4	0.0	100.1	0.4	-	-	-	-	-	-
291 Capital Outlays	53.3	0.2	21.5	0.1	7.8	0.0	10.9	0.0	62.5	0.2
291001 Local Components for Foreign Assisted Projects	7.7	0.0	3.4	0.0	-	-	-	-	-	-
291002 Implementation Costs of Foreign Assisted Projects	40.8	0.2	11.2	0.0	7.0	0.0	10.1	0.0	61.6	0.2
291003 Other Economic Development Expenditure from Government Budget	4.8	0.0	6.9	0.0	0.8	0.0	0.8	0.0	0.8	0.0
292 Budget Contingency and Provision	0.0	0.0	0.0	0.0	411.0	1.4	281.6	0.9	312.6	1.0
292101 Budget Contingency	-	-	-	-	411.0	1.4	281.6	0.9	312.6	1.0
421 Land and Buildings	1,108.9	4.4	1,690.8	6.0	1,954.3	6.5	1,881.3	5.9	1,440.8	4.5
421001 Land	160.1	0.6	155.0	0.6	396.0	1.3	375.6	1.2	-	-
421002 Residential Buildings	374.7	1.5	171.3	0.6	401.4	1.3	888.7	2.8	1,238.4	3.9
421003 Non-Residential Buildings	574.1	2.3	1,364.5	4.9	1,157.0	3.8	617.0	1.9	202.5	0.6
422 Infrastructure Assets	4,680.9	18.8	5,404.4	19.3	5,122.4	16.9	6,651.7	20.8	5,931.2	18.7
422001 Roads and Bridges	317.4	1.3	963.2	3.4	425.8	1.4	784.7	2.5	229.4	0.7
422002 Airports	753.7	3.0	2,199.3	7.9	1,842.5	6.1	2,285.7	7.1	1,892.7	6.0
422003 Wharves, Ports and Harbours	905.4	3.6	546.2	2.0	810.6	2.7	882.8	2.8	794.0	2.5
422004 Water and Sanitation Systems	730.8	2.9	771.1	2.8	1,385.7	4.6	2,004.7	6.3	1,478.4	4.7

	2017		2018		2019		2020		2021	
	Actual		Revised				Approved			
	Mrf	%	Mrf	%	Mrf	%	Mrf	%	Mrf	%
422005 Electricity Systems	6.0	0.0	193.1	0.7	318.9	1.1	499.2	1.6	702.8	2.2
422999 Other Infrastructure	1,967.5	7.9	731.5	2.6	338.9	1.1	194.6	0.6	833.9	2.6
423 Capital Equipment	444.0	1.8	471.9	1.7	442.7	1.5	409.3	1.3	380.5	1.2
423001 Furniture and Fittings	31.0	0.1	16.8	0.1	40.1	0.1	34.6	0.1	35.5	0.1
423002 Machinery and Equipment	124.7	0.5	132.1	0.5	78.8	0.3	84.5	0.3	92.5	0.3
423003 Vehicular Equipment	24.9	0.1	-	-	10.1	0.0	0.1	0.0	0.1	0.0
423004 Tools, Instruments, Apparatus	14.6	0.1	22.1	0.1	7.7	0.0	7.2	0.0	7.4	0.0
423005 Reference Books and Exhibition Goods	0.2	0.0	0.2	0.0	2.1	0.0	2.0	0.0	2.2	0.0
423006 Communication Infrastructure	18.7	0.1	38.9	0.1	13.1	0.0	13.4	0.0	8.8	0.0
423007 Computer Software	36.1	0.1	32.0	0.1	37.8	0.1	32.2	0.1	33.1	0.1
423008 IT-Related Hardware	97.1	0.4	184.0	0.7	182.3	0.6	209.2	0.7	181.7	0.6
423999 Other Equipment	26.0	0.1	42.1	0.2	22.7	0.1	19.9	0.1	7.2	0.0
424001 Motor Vehicles	47.6	0.2	2.3	0.0	48.1	0.2	6.3	0.0	12.0	0.0
424002 Ships and Boats	13.5	0.1	1.4	0.0	-	-	-	-	-	-
451011 Minor Extensions to Residential Buildings	7.0	0.0	-	-	-	-	-	-	-	-
451012 Minor Extensions to Non-Residential Buildings	2.6	0.0	0.0	0.0	0.0	0.0	0.0	0.0	0.0	0.0
440 Investment Outlays	598.3	2.4	438.2	1.6	806.4	2.7	791.4	2.5	746.4	2.4
441001 Equity Capital to Public Enterprises	52.6	0.2	-	-	-	-	-	-	-	-
441002 Capital Contribution to profit oriented public agencies	496.5	2.0	418.2	1.5	784.8	2.6	769.8	2.4	724.8	2.3
442001 Capital transfers abroad	49.2	0.2	20.0	0.1	21.6	0.1	21.6	0.1	21.6	0.1
720 Debt Amortization	2,404.4	9.6	2,107.5	7.5	2,887.9	9.5	2,801.5	8.8	3,344.4	10.5
721999 Short Term Domestic Loan Repayment-Other	818.7	3.3	283.0	1.0	677.6	2.2	622.1	1.9	624.1	2.0
723002 Long Term Dom. Loan Repayment-State Financial Institutions	84.7	0.3	646.3	2.3	661.0	2.2	634.2	2.0	607.2	1.9
723003 Long Term Domestic Loan Repayment-Individuals	452.1	1.8	49.4	0.2	55.5	0.2	65.7	0.2	90.3	0.3
725001 Long Term For. Loan Repayment-Multilateral	221.7	0.9	283.7	1.0	422.6	1.4	442.2	1.4	520.8	1.6
725002 Long Term For. Loan Repayment-Bilateral Government	525.9	2.1	522.3	1.9	441.4	1.5	483.6	1.5	602.4	1.9
725003 Long Term For. Loan Repayment-For. Commercial Institution	90.7	0.4	90.5	0.3	145.6	0.5	69.4	0.2	54.1	0.2
725004 Long Term For. Loan Repaymentt.-Foreign Individuals	210.5	0.8	232.3	0.8	484.2	1.6	484.2	1.5	845.5	2.7
730 Loan Outlays	706.2	2.8	716.7	2.6	90.0	0.3	90.0	0.3	90.0	0.3
731001 New Domestic Lending - Stated Own Enterprises	539.2	2.2	456.1	1.6	-	-	-	-	-	-
731003 New Domestic Lending - Individuals	27.0	0.1	49.2	0.2	90.0	0.3	90.0	0.3	90.0	0.3
731999 Other New Domestic Lending	140.0	0.6	211.4	0.8	-	-	-	-	-	-

5.2 FUNCTIONAL CLASSIFICATION OF GOVERNMENT EXPENDITURE 2017-2021

(IN MVR)

	2017		2018		2019		2020		2021	
	Actual		Revised		Mrf	%	Approved		Mrf	%
	Mrf	%	Mrf	%			Mrf	%		
Total	24,951.1	100.0	27,964.6	100.0	30,251.7	100.0	31,976.2	100.0	31,752.0	100.0
General Public Services	1,139.5	4.6	1,139.3	4.1	1,676.6	5.5	1,442.9	4.5	1,465.8	4.6
Executive and legislative organs, financial and fiscal affairs, external affairs	996.1	4.0	948.4	3.4	1,496.9	4.9	1,341.2	4.2	1,368.3	4.3
General Services	143.4	0.6	190.9	0.7	179.7	0.6	101.8	0.3	97.5	0.3
Debt Services and Amortisation	3,501.3	14.0	3,685.5	13.2	4,889.4	16.2	5,089.8	15.9	5,848.1	18.4
Public Debt Transactions	2,404.4	9.6	2,107.5	7.5	2,887.9	9.5	2,801.5	8.8	3,344.4	10.5
Interest Payment and Debt Servicing	1,096.9	4.4	1,578.0	5.6	2,001.5	6.6	2,288.3	7.2	2,503.7	7.9
Defense	1,232.4	4.9	1,337.6	4.8	1,258.3	4.2	1,237.6	3.9	1,238.4	3.9
Military Defense	1,101.6	4.4	1,204.8	4.3	1,113.4	3.7	1,091.1	3.4	1,091.3	3.4
Civil Defense	130.8	0.5	132.7	0.5	145.0	0.5	146.5	0.5	147.1	0.5
Public Order & Safety	2,359.2	9.5	2,401.3	8.6	2,512.0	8.3	2,448.3	7.7	2,407.7	7.6
Police Services	1,411.7	5.7	1,530.6	5.5	1,535.7	5.1	1,536.7	4.8	1,495.8	4.7
Fire Protection	15.0	0.1	19.9	0.1	1.6	0.0	-	-	-	-
Law Courts	586.5	2.4	585.7	2.1	646.4	2.1	611.3	1.9	611.2	1.9
Prisons	346.0	1.4	265.1	0.9	328.3	1.1	300.2	0.9	300.7	0.9
Economic Affairs	3,898.7	15.6	5,935.2	21.2	5,347.7	17.7	6,206.0	19.4	4,953.9	15.6
General Economic, Commercial and Labor Affairs	1,953.0	7.8	1,812.0	6.5	1,817.1	6.0	1,757.0	5.5	1,381.5	4.4
Agriculture, Forestry, Fishing and Hunting	78.8	0.3	179.8	0.6	136.9	0.5	147.1	0.5	149.0	0.5
Fuel and Energy	14.3	0.1	195.2	0.7	187.5	0.6	319.3	1.0	427.5	1.3
Transport	1,794.7	7.2	3,668.7	13.1	3,075.6	10.2	3,900.6	12.2	2,913.4	9.2
Communication	57.9	0.2	79.6	0.3	130.6	0.4	82.1	0.3	82.4	0.3
Environmental Protection	988.1	4.0	1,190.1	4.3	1,690.2	5.6	2,291.4	7.2	2,425.5	7.6
Waste Management	97.9	0.4	129.5	0.5	231.7	0.8	306.5	1.0	852.7	2.7
Waste Water Management	663.7	2.7	863.9	3.1	1,241.2	4.1	1,754.6	5.5	1,379.6	4.3
Pollution abatement	4.3	0.0	5.1	0.0	4.4	0.0	4.4	0.0	4.4	0.0
Protection of Biodiversity and Landscape	139.8	0.6	81.7	0.3	107.0	0.4	155.5	0.5	118.0	0.4
R and D Environmental Protection	9.2	0.0	8.8	0.0	11.8	0.0	11.8	0.0	11.8	0.0
Environmental Protection N.E.C	73.3	0.3	101.2	0.4	94.1	0.3	58.6	0.2	58.9	0.2
Housing and Community Amenities	1,486.1	6.0	1,167.7	4.2	1,709.9	5.7	2,241.5	7.0	2,416.2	7.6
Housing Development	500.4	2.0	262.6	0.9	547.1	1.8	1,040.7	3.3	1,387.3	4.4
Community Development	842.3	3.4	831.0	3.0	1,004.5	3.3	950.1	3.0	929.5	2.9
Water Supply	142.9	0.6	70.3	0.3	145.2	0.5	250.7	0.8	99.3	0.3
Street Lighting	0.6	0.0	3.8	0.0	1.2	0.0	-	-	-	-
Housing and Community Amenities N.E.C	-	-	-	-	12.0	0.0	-	-	-	-
Health	3,750.4	15.0	3,257.5	11.6	3,094.2	10.2	2,788.9	8.7	2,683.7	8.5
Hospital Services	3,417.0	13.7	3,011.2	10.8	2,839.5	9.4	2,521.3	7.9	2,413.5	7.6
Public Health Services	333.4	1.3	246.3	0.9	254.7	0.8	267.6	0.8	270.2	0.9
Recreation, Culture and Religion	816.1	3.3	845.5	3.0	844.3	2.8	560.9	1.8	731.1	2.3
Recreational and Sporting Services	230.7	0.9	272.4	1.0	241.8	0.8	142.3	0.4	338.5	1.1

	2017		2018		2019		2020		2021	
	Actual		Revised		Mrf	%	Approved		Mrf	%
	Mrf	%	Mrf	%			Mrf	%		
Cultural Services	27.0	0.1	26.9	0.1	37.3	0.1	36.7	0.1	32.2	0.1
Broadcasting and Publishing Services	7.1	0.0	6.4	0.0	6.5	0.0	6.5	0.0	6.5	0.0
Religious and Other Community Services	551.3	2.2	539.7	1.9	558.7	1.8	375.4	1.2	353.8	1.1
Education	2,832.9	11.4	3,093.8	11.1	3,400.1	11.2	3,788.5	11.8	3,619.2	11.4
Education N.E.C	2,442.3	9.8	2,474.8	8.8	2,721.5	9.0	2,998.7	9.4	2,809.6	8.8
Tertiary Education	390.6	1.6	619.1	2.2	678.6	2.2	789.8	2.5	809.6	2.5
Social Protection	2,946.4	11.8	3,911.0	14.0	3,829.0	12.7	3,880.3	12.1	3,962.4	12.5
Sickness and Disability	1,219.2	4.9	1,602.5	5.7	1,293.0	4.3	1,306.2	4.1	1,322.8	4.2
Old Age	1,249.3	5.0	1,283.2	4.6	1,318.8	4.4	1,356.1	4.2	1,395.3	4.4
Survivors	57.7	0.2	40.2	0.1	37.5	0.1	37.5	0.1	37.5	0.1
Family and Children	80.4	0.3	80.0	0.3	90.9	0.3	86.5	0.3	85.2	0.3
Social Protection N.E.C	339.8	1.4	905.1	3.2	1,088.8	3.6	1,094.0	3.4	1,121.6	3.5

5.3 ECONOMIC CLASSIFICATION OF DOMESTIC BUDGET 2017 - 2021

(IN MILLION MVR)

	2017		2018		2019		2020		2021	
	Actual		Revised				Approved			
	Mrf	%	Mrf	%	Mrf	%	Mrf	%	Mrf	%
RECURRENT EXPENDITURE	14,621.2	67.2	16,856.4	72.6	18,280.9	69.5	18,780.7	68.5	19,134.2	70.5
CAPITAL EXPENDITURE	7,146.6	32.8	6,370.7	27.4	8,023.4	30.5	8,645.2	31.5	7,995.3	29.5
TOTAL BUDGET	21,767.8	100.0	23,227.1	100.0	26,304.4	100.0	27,426.0	100.0	27,129.5	100.0
RECURRENT EXPENDITURE	14,621.2	67.2	16,856.4	72.6	18,280.9	69.5	18,780.7	68.5	19,134.2	70.5
210 Personal Emoluments	6,921.6	31.8	7,502.7	32.3	7,951.5	30.2	7,949.8	29.0	7,949.8	29.3
213 Pensions, Retirement Benefits and Gratuities	1,460.2	6.7	1,501.3	6.5	1,564.8	5.9	1,602.1	5.8	1,641.3	6.0
221 Travel Expenses	151.2	0.7	135.0	0.6	136.9	0.5	144.9	0.5	149.3	0.6
222 Supplies and Requisites	558.4	2.6	591.9	2.5	608.0	2.3	609.2	2.2	613.7	2.3
223 Operational Services	1,508.9	6.9	1,611.7	6.9	1,850.9	7.0	1,754.9	6.4	1,767.1	6.5
224 Supplies and Requisites for Service Provision	545.8	2.5	518.0	2.2	657.2	2.5	664.2	2.4	670.8	2.5
225 Training	192.9	0.9	377.8	1.6	411.1	1.6	502.2	1.8	532.7	2.0
226 Repairs and Maintenance	204.0	0.9	136.4	0.6	276.0	1.0	226.2	0.8	216.7	0.8
227 Interest Payments	1,096.9	5.0	1,578.0	6.8	2,001.5	7.6	2,288.3	8.3	2,503.7	9.2
228 Grants, Contributions and Subsidies	1,937.6	8.9	2,788.6	12.0	2,772.6	10.5	2,988.5	10.9	3,038.9	11.2
281 Payments against losses and right-offs	43.7	0.2	115.1	0.5	50.4	0.2	50.4	0.2	50.4	0.2
CAPITAL EXPENDITURE	7,146.6	32.8	6,370.7	27.4	8,023.4	30.5	8,645.2	31.5	7,995.3	29.5
291 Development Projects	11.2	0.1	10.3	0.0	0.8	0.0	0.8	0.0	0.8	0.0
292 Budget Contingency	-	-	-	-	411.0	1.6	281.6	1.0	312.6	1.2
421 Land and Buildings	718.7	3.3	738.0	3.2	1,209.6	4.6	1,403.6	5.1	803.6	3.0
422 Infrastructure Assets	2,280.2	10.5	1,948.7	8.4	2,176.0	8.3	2,868.0	10.5	2,317.9	8.5
423 Capital Equipment	427.7	2.0	466.8	2.0	441.8	1.7	408.4	1.5	379.6	1.4
440 Investment Outlays	598.3	2.7	438.2	1.9	806.4	3.1	791.4	2.9	746.4	2.8
720 Debt Amortization	2,404.4	11.0	2,107.5	9.1	2,887.9	11.0	2,801.5	10.2	3,344.4	12.3
730 Loan Outlay	706.2	3.2	661.2	2.8	90.0	0.3	90.0	0.3	90.0	0.3
210 Personal Emoluments	6,921.6	31.8	7,502.7	32.3	7,951.5	30.2	7,949.8	29.0	7,949.8	29.3
211 Salaries and Wages	3,961.5	18.2	4,157.7	17.9	4,342.8	16.5	4,341.8	15.8	4,341.8	16.0
212 Allowances	2,960.1	13.6	3,345.0	14.4	3,608.6	13.7	3,607.9	13.2	3,607.9	13.3
211 Salaries and Wages	3,961.5	18.2	4,157.7	17.9	4,342.8	16.5	4,341.8	15.8	4,341.8	16.0
211001 Salaries and Wages	3,445.6	15.8	3,613.4	15.6	3,839.6	14.6	3,838.5	14.0	3,838.5	14.1
211002 Overtime Pay	515.8	2.4	544.3	2.3	503.3	1.9	503.3	1.8	503.3	1.9
212 Allowances	2,960.1	13.6	3,345.0	14.4	3,608.6	13.7	3,607.9	13.2	3,607.9	13.3
212002 Higher Education Allowance	21.2	0.1	24.2	0.1	27.1	0.1	27.0	0.1	27.0	0.1
212003 Technical Allowance	126.7	0.6	139.4	0.6	158.0	0.6	158.0	0.6	158.0	0.6
212004 Long-Term Allowance	68.8	0.3	76.8	0.3	81.1	0.3	81.1	0.3	81.1	0.3
212005 Ramazan Allowance	116.8	0.5	124.1	0.5	127.3	0.5	127.2	0.5	127.2	0.5
212006 Medical Allowance	0.0	0.0	0.0	0.0	0.0	0.0	0.0	0.0	0.0	0.0
212008 Salary Increment	0.5	0.0	0.7	0.0	1.0	0.0	0.6	0.0	0.6	0.0
212009 Special Allowance for The Post	62.9	0.3	67.6	0.3	75.6	0.3	75.5	0.3	75.5	0.3
212010 Food Allowance	143.0	0.7	149.8	0.6	162.0	0.6	162.0	0.6	162.0	0.6
212011 Committee Allowance	20.2	0.1	18.6	0.1	24.5	0.1	24.5	0.1	24.5	0.1

	2017		2018		2019		2020		2021	
	Actual		Revised				Approved			
	Mrf	%	Mrf	%	Mrf	%	Mrf	%	Mrf	%
212012 Allowance for local non-residents	99.1	0.5	92.9	0.4	99.5	0.4	99.5	0.4	99.5	0.4
212013 Commuting Allowance for Local Non-Residents	14.6	0.1	16.2	0.1	19.2	0.1	19.2	0.1	19.2	0.1
212014 Dependents' Allowance	385.2	1.8	411.1	1.8	455.5	1.7	455.3	1.7	455.3	1.7
212015 Holiday Allowance	53.5	0.2	53.4	0.2	61.9	0.2	61.9	0.2	61.9	0.2
212016 Allowance for Work Other Than Assigned	0.9	0.0	0.8	0.0	0.8	0.0	0.8	0.0	0.8	0.0
212017 Annual Leave Cancellation Allowance	2.6	0.0	3.0	0.0	1.3	0.0	1.3	0.0	1.3	0.0
212018 Uniform Allowance	15.7	0.1	10.2	0.0	22.2	0.1	22.2	0.1	22.2	0.1
212019 Acting Allowance	8.8	0.0	5.2	0.0	4.9	0.0	4.9	0.0	4.9	0.0
212020 Religious Service Allowance	14.5	0.1	11.5	0.0	8.3	0.0	8.3	0.0	8.3	0.0
212021 Shift Duty Allowance	31.8	0.1	31.8	0.1	42.7	0.2	42.7	0.2	42.7	0.2
212022 Hardship Allowance	1.7	0.0	1.5	0.0	2.1	0.0	2.1	0.0	2.1	0.0
212023 Exclusive Job Allowance	422.6	1.9	433.6	1.9	449.5	1.7	449.5	1.6	449.5	1.7
212024 Phone Allowance	26.8	0.1	28.4	0.1	29.7	0.1	29.7	0.1	29.7	0.1
212025 Risk Allowance	160.9	0.7	163.2	0.7	185.9	0.7	185.9	0.7	185.9	0.7
212026 Clothing Allowance	0.9	0.0	2.8	0.0	1.2	0.0	1.2	0.0	1.2	0.0
212027 Service Allowance	1,106.1	5.1	1,244.1	5.4	1,313.5	5.0	1,313.8	4.8	1,313.8	4.8
212028 Accountable Officers' Allowance	0.6	0.0	1.2	0.0	0.5	0.0	0.5	0.0	0.5	0.0
212029 Scholarship and Fellowship Allowance-Overseas	-	-	6.6	0.0	2.3	0.0	2.3	0.0	2.3	0.0
212030 Scholarship and Fellowship Allowance-Local	-	-	0.1	0.0	-	-	-	-	-	-
212031 Supporting Core Allowance	-	-	140.1	0.6	168.8	0.6	168.8	0.6	168.8	0.6
212032 Technical Core Allowance	-	-	13.2	0.1	23.0	0.1	23.0	0.1	23.0	0.1
212999 Other Allowances	53.3	0.2	73.1	0.3	59.2	0.2	59.1	0.2	59.1	0.2
213 Pensions, Retirement Benefits and Gratuities	1,460.2	6.7	1,501.3	6.5	1,564.8	5.9	1,602.1	5.8	1,641.3	6.0
213001 Pensions	513.5	2.4	520.5	2.2	527.6	2.0	534.8	1.9	542.1	2.0
213002 Retirement Benefits and Gratuities	547.2	2.5	560.4	2.4	574.0	2.2	587.9	2.1	602.1	2.2
213003 Retirement benefits paid upon Retirement	24.2	0.1	27.9	0.1	32.4	0.1	37.5	0.1	43.5	0.2
213004 Monthly Payment to the Retired	166.6	0.8	176.5	0.8	186.9	0.7	198.0	0.7	209.7	0.8
213005 Government Contribution to Provident Fund	0.0	0.0	-	-	-	-	-	-	-	-
213006 Contribution to the retirement pension scheme	208.6	1.0	216.0	0.9	243.9	0.9	243.9	0.9	243.9	0.9
221 Travel Expenses	151.2	0.7	135.0	0.6	136.9	0.5	144.9	0.5	149.3	0.6
221001 Travelling Expenses - Local Sea Travel	33.1	0.2	24.6	0.1	29.9	0.1	30.6	0.1	31.5	0.1
221002 Travelling Expenses - Local Land Travel	2.7	0.0	2.5	0.0	2.7	0.0	3.0	0.0	3.2	0.0
221003 Travelling Expenses - Local Air Travel	29.7	0.1	22.6	0.1	30.0	0.1	31.7	0.1	33.0	0.1
221004 Travelling Expenses - Overseas	51.2	0.2	52.9	0.2	38.0	0.1	41.0	0.1	42.2	0.2
221005 Travelling Expenses for Foreigners	28.1	0.1	27.2	0.1	30.6	0.1	30.9	0.1	31.4	0.1
221999 Other Travelling Expenses	6.3	0.0	5.2	0.0	5.8	0.0	7.7	0.0	7.9	0.0
222 Supplies and Requisites	558.4	2.6	591.9	2.5	608.0	2.3	609.2	2.2	613.7	2.3
222001 Stationery and Office Requisites	59.4	0.3	57.3	0.2	65.3	0.2	66.9	0.2	68.5	0.3
222002 IT Related Materials	12.5	0.1	13.3	0.1	14.2	0.1	14.2	0.1	14.7	0.1
222003 Fuel and Lubricants	101.8	0.5	106.7	0.5	112.4	0.4	115.8	0.4	116.3	0.4
222004 Meals for Employees During Office Hours	292.3	1.3	307.4	1.3	300.0	1.1	300.0	1.1	300.0	1.1
222005 Electrical Items	10.7	0.0	11.8	0.1	12.5	0.0	11.4	0.0	11.6	0.0
222006 Spare Parts	20.4	0.1	22.6	0.1	24.0	0.1	24.3	0.1	24.5	0.1
222007 Materials for Uniforms	28.1	0.1	31.0	0.1	38.7	0.1	39.1	0.1	39.6	0.1

	2017		2018		2019		2020		2021	
	Actual		Revised				Approved			
	Mrf	%	Mrf	%	Mrf	%	Mrf	%	Mrf	%
222008 Supplies for Office Cleaning	14.6	0.1	12.2	0.1	15.5	0.1	16.5	0.1	16.7	0.1
222009 Utensils and Accessories	1.2	0.0	1.6	0.0	1.9	0.0	1.9	0.0	2.2	0.0
222010 Office Decoration Materials	1.0	0.0	0.8	0.0	2.2	0.0	1.0	0.0	1.1	0.0
222011 Curtains, Table Cloths Etc	3.7	0.0	3.8	0.0	6.8	0.0	6.6	0.0	6.7	0.0
222999 Other Administrative Supplies	12.5	0.1	23.3	0.1	14.4	0.1	11.5	0.0	11.8	0.0
223 Operational Services	1,508.9	6.9	1,611.7	6.9	1,850.9	7.0	1,754.9	6.4	1,767.1	6.5
223001 Telephone, Fax and Telex	64.6	0.3	62.7	0.3	65.9	0.3	66.2	0.2	67.0	0.2
223002 Electricity	508.2	2.3	447.2	1.9	504.5	1.9	508.0	1.9	511.5	1.9
223003 Water and Sanitation Services	102.2	0.5	77.4	0.3	80.0	0.3	80.6	0.3	81.2	0.3
223004 Leased Line and Internet	99.9	0.5	99.6	0.4	127.6	0.5	127.8	0.5	128.1	0.5
223005 Building rent and Land rent	82.3	0.4	92.1	0.4	100.2	0.4	101.7	0.4	102.3	0.4
223006 Hire Charges	0.4	0.0	1.3	0.0	0.6	0.0	0.6	0.0	0.6	0.0
223007 Security and Safeguarding Services	76.8	0.4	88.3	0.4	91.3	0.3	92.9	0.3	93.5	0.3
223008 Cleaning Services and Waste Disposal	31.3	0.1	37.7	0.2	54.2	0.2	55.1	0.2	56.0	0.2
223009 Postage and Message	2.1	0.0	1.7	0.0	1.7	0.0	1.8	0.0	1.8	0.0
223010 Announcements, Subscriptions and Advertisements	5.0	0.0	5.7	0.0	4.3	0.0	4.5	0.0	4.7	0.0
223011 Carriage and Conveyance	10.7	0.0	14.7	0.1	9.2	0.0	10.4	0.0	11.6	0.0
223012 Meeting or Seminar Related Expenses	26.5	0.1	12.2	0.1	13.2	0.1	14.0	0.1	14.5	0.1
223013 National Competitions and Ceremonies	19.0	0.1	40.2	0.2	15.1	0.1	15.8	0.1	17.0	0.1
223014 Social Development Programmes	25.2	0.1	27.5	0.1	59.8	0.2	50.4	0.2	51.0	0.2
223015 Examination Related Expenses	30.4	0.1	31.8	0.1	34.6	0.1	34.6	0.1	34.7	0.1
223016 Consultancy, Translation & Other Related Services	58.7	0.3	39.8	0.2	51.7	0.2	57.0	0.2	55.1	0.2
223017 Expenses on Foreign Dignitaries	28.7	0.1	10.5	0.0	11.0	0.0	11.5	0.0	11.7	0.0
223018 Visa, Workpermit Fees of Expatriate Staff	16.9	0.1	16.0	0.1	18.0	0.1	18.2	0.1	18.3	0.1
223019 Annual Fees to Government	6.7	0.0	6.9	0.0	7.3	0.0	7.5	0.0	7.5	0.0
223020 Printing Services	30.8	0.1	77.7	0.3	77.0	0.3	79.6	0.3	82.3	0.3
223021 Laundry Services	0.2	0.0	0.3	0.0	0.3	0.0	0.3	0.0	0.3	0.0
223022 Staff Medical Expenses	63.5	0.3	65.5	0.3	65.8	0.3	65.8	0.2	65.8	0.2
223023 Expenses on International & Local Fairs	49.3	0.2	53.7	0.2	157.1	0.6	157.1	0.6	157.3	0.6
223024 Bank Charges and Commission	19.1	0.1	11.4	0.0	14.3	0.1	14.3	0.1	14.4	0.1
223025 Insurance	36.2	0.2	39.1	0.2	43.0	0.2	42.0	0.2	42.1	0.2
223999 Other Administrative Services	114.2	0.5	250.7	1.1	243.2	0.9	137.3	0.5	136.9	0.5
224 Supplies and Requisites for Service Provision	545.8	2.5	518.0	2.2	657.2	2.5	664.2	2.4	670.8	2.5
224001 Medical Consumables	430.4	2.0	421.4	1.8	542.7	2.1	549.4	2.0	555.7	2.0
224011 Educational Consumables	11.3	0.1	17.0	0.1	18.1	0.1	18.2	0.1	18.2	0.1
224021 Provision of food to people under arrest and detention	88.6	0.4	66.9	0.3	81.1	0.3	81.2	0.3	81.3	0.3
224022 Other Material for people under arres and detention	13.5	0.1	10.1	0.0	12.3	0.0	12.4	0.0	12.4	0.0
224999 Other Operational Consumables	2.0	0.0	2.7	0.0	3.0	0.0	3.1	0.0	3.1	0.0
225 Training	192.9	0.9	377.8	1.6	411.1	1.6	502.2	1.8	532.7	2.0
225001 Scholarship and Fellowship Assistance	150.5	0.7	341.1	1.5	336.3	1.3	436.6	1.6	461.3	1.7
225002 Short Course Fees and Expenses - Overseas Training	5.5	0.0	5.4	0.0	8.6	0.0	9.4	0.0	12.4	0.0
225003 Workshops Related Expenses	4.8	0.0	4.7	0.0	10.3	0.0	10.8	0.0	11.0	0.0
225004 Course Fees and Related Expenses - Local Training	1.9	0.0	1.4	0.0	5.1	0.0	5.3	0.0	5.4	0.0
225005 Conducting Training Courses	28.1	0.1	24.5	0.1	44.9	0.2	36.0	0.1	38.0	0.1

	2017		2018		2019		2020		2021	
	Actual		Revised				Approved			
	Mrf	%	Mrf	%	Mrf	%	Mrf	%	Mrf	%
225006 Staff training	2.1	0.0	0.7	0.0	6.0	0.0	4.2	0.0	4.6	0.0
226 Repairs and Maintenance	204.0	0.9	136.4	0.6	276.0	1.0	226.2	0.8	216.7	0.8
226001 Repairs - Residential Buildings	4.3	0.0	1.3	0.0	11.5	0.0	14.6	0.1	14.5	0.1
226002 Repairs - Non-Residential Buildings	114.0	0.5	67.8	0.3	153.8	0.6	108.6	0.4	98.2	0.4
226003 Repairs - Roads and Bridges	3.1	0.0	0.6	0.0	2.1	0.0	2.1	0.0	2.1	0.0
226004 Repairs - Airports	0.1	0.0	-	-	0.2	0.0	0.3	0.0	0.2	0.0
226005 Repairs - Wharves, Ports and Harbours	2.8	0.0	0.0	0.0	1.4	0.0	1.4	0.0	1.5	0.0
226006 Repairs - Water and Sanitation Systems	5.2	0.0	8.7	0.0	8.6	0.0	8.5	0.0	8.5	0.0
226007 Repairs - Electricity Systems	3.1	0.0	3.7	0.0	7.8	0.0	6.9	0.0	7.0	0.0
226008 Repairs - Other Infrastructure	0.8	0.0	0.8	0.0	7.2	0.0	5.2	0.0	5.2	0.0
226009 Repairs - Furniture and Fittings	1.6	0.0	1.1	0.0	3.0	0.0	2.8	0.0	2.9	0.0
226010 Repairs - Machinery and Equipment	18.7	0.1	13.9	0.1	29.5	0.1	29.2	0.1	30.1	0.1
226011 Repairs - Vehicular Equipment	0.2	0.0	0.0	0.0	6.0	0.0	6.0	0.0	6.0	0.0
226012 Repairs - Communication Infrastructure	2.6	0.0	0.7	0.0	0.9	0.0	1.2	0.0	1.4	0.0
226013 Repairs - Computer Software	6.9	0.0	9.5	0.0	4.8	0.0	4.9	0.0	5.1	0.0
226014 Repairs - IT-Related Hardware	2.9	0.0	1.0	0.0	8.9	0.0	5.7	0.0	5.8	0.0
226015 Repairs - Other Equipment	1.6	0.0	0.1	0.0	3.4	0.0	1.4	0.0	0.4	0.0
226016 Repairs - Motor Vehicles	16.8	0.1	8.2	0.0	12.5	0.0	12.5	0.0	12.9	0.0
226017 Repairs - Ships and Boats	19.3	0.1	18.9	0.1	14.4	0.1	14.9	0.1	15.2	0.1
226018 Repairs - Aerospace equipments	-	-	-	-	0.0	0.0	0.1	0.0	0.0	0.0
227 Interest Payments	1,096.9	5.0	1,578.0	6.8	2,001.5	7.6	2,288.3	8.3	2,503.7	9.2
227001 Interest Payments to Government Agencies	150.6	0.7	161.0	0.7	147.0	0.6	145.6	0.5	143.4	0.5
227002 Interest Payments to Domestic Sources	24.2	0.1	18.4	0.1	1.8	0.0	1.6	0.0	1.4	0.0
227003 Interest Payments to Foreign Sources	186.9	0.9	531.5	2.3	821.3	3.1	952.9	3.5	1,052.7	3.9
227011 Discount on Treasury Bills	735.2	3.4	867.2	3.7	1,031.4	3.9	1,188.2	4.3	1,306.1	4.8
228 Grants, Contributions and Subsidies	1,937.6	8.9	2,788.6	12.0	2,772.6	10.5	2,988.5	10.9	3,038.9	11.2
228001 Subsidies	47.3	0.2	466.7	2.0	570.0	2.2	550.0	2.0	550.0	2.0
228002 Welfare Payments	0.1	0.0	0.0	0.0	-	-	-	-	-	-
228003 Grants to Private Parties	132.7	0.6	78.5	0.3	113.7	0.4	94.4	0.3	99.5	0.4
228004 Awards	8.7	0.0	9.2	0.0	10.9	0.0	11.2	0.0	11.4	0.0
228005 Indemnities and Relief Against Natural Calamities	9.9	0.0	11.0	0.0	11.0	0.0	11.0	0.0	11.0	0.0
228006 Subscriptions & Fees to Domestic Organisations	0.4	0.0	0.1	0.0	0.1	0.0	0.1	0.0	0.1	0.0
228007 Subscriptions and Fees to International Organisation	17.6	0.1	27.2	0.1	30.8	0.1	25.8	0.1	26.1	0.1
228008 Donations to Foreign Parties or Governments	0.4	0.0	-	-	-	-	-	-	-	-
228009 Assistance to Associations and Social Organisations	85.6	0.4	81.2	0.3	93.2	0.4	99.7	0.4	99.4	0.4
228010 Assistance for Community Programs	48.9	0.2	56.1	0.2	56.4	0.2	57.0	0.2	57.5	0.2
228011 Electricity Subsidies	115.5	0.5	183.2	0.8	272.8	1.0	297.9	1.1	325.6	1.2
228013 Food Subsidies	172.0	0.8	254.4	1.1	230.5	0.9	230.5	0.8	230.6	0.8
228014 Single Parents Allowance	55.4	0.3	37.8	0.2	35.0	0.1	35.0	0.1	35.0	0.1
228015 Medical Treatment Support -Abroad	20.4	0.1	35.0	0.2	35.0	0.1	35.0	0.1	35.0	0.1
228016 Medical Treatment Support -Local	43.9	0.2	22.0	0.1	25.0	0.1	25.0	0.1	25.0	0.1
228017 Foster Parents Allowance	2.3	0.0	2.4	0.0	2.5	0.0	2.5	0.0	2.5	0.0
228018 Health Insurance Premium	928.2	4.3	1,334.4	5.7	1,000.0	3.8	1,000.0	3.6	1,000.0	3.7
228019 Disability Allowance	162.5	0.7	155.0	0.7	182.9	0.7	196.6	0.7	213.3	0.8

	2017		2018		2019		2020		2021	
	Actual		Revised				Approved			
	Mrf	%	Mrf	%	Mrf	%	Mrf	%	Mrf	%
228022 Grants to Pre-schools	71.8	0.3	19.0	0.1	22.0	0.1	22.0	0.1	22.0	0.1
228999 Other Grants, Contributions and Subsidies	14.2	0.1	15.3	0.1	80.8	0.3	294.8	1.1	294.8	1.1
281 Payments against losses and right-offs	43.7	0.2	115.1	0.5	50.4	0.2	50.4	0.2	50.4	0.2
281001 Losses from Government Agencies	36.3	0.2	0.7	0.0	40.0	0.2	40.0	0.1	40.0	0.1
281002 Losses from Private Parties	1.9	0.0	9.4	0.0	0.4	0.0	0.4	0.0	0.4	0.0
281003 Losses on Exchange Rates	5.1	0.0	4.9	0.0	-	-	-	-	-	-
281006 Loss on Sale of Government Land	-	-	-	-	10.0	0.0	10.0	0.0	10.0	0.0
281999 Other Losses	0.4	0.0	100.1	0.4	-	-	-	-	-	-
291 Development Projects	11.2	0.1	10.3	0.0	0.8	0.0	0.8	0.0	0.8	0.0
291001 Local Components for Foreign Assisted Projects	6.4	0.0	3.4	0.0	-	-	-	-	-	-
291003 Other Economic Development Expenditure from Government Budget	4.7	0.0	6.9	0.0	0.8	0.0	0.8	0.0	0.8	0.0
292 Budget Contingency	0.0	0.0	0.0	0.0	411.0	1.6	281.6	1.0	312.6	1.2
292101 Budget Contingency	-	-	-	-	411.0	1.6	281.6	1.0	312.6	1.2
421 Land and Buildings	718.7	3.3	738.0	3.2	1,209.6	4.6	1,403.6	5.1	803.6	3.0
421001 Land	158.3	0.7	155.0	0.7	396.0	1.5	375.6	1.4	-	-
421002 Residential Buildings	105.4	0.5	108.0	0.5	187.8	0.7	543.6	2.0	630.0	2.3
421003 Non-Residential Buildings	455.0	2.1	475.0	2.0	625.7	2.4	484.4	1.8	173.6	0.6
422 Infrastructure Assets	2,280.2	10.5	1,948.7	8.4	2,176.0	8.3	2,868.0	10.5	2,317.9	8.5
422001 Roads and Bridges	162.9	0.7	374.3	1.6	372.5	1.4	784.7	2.9	229.4	0.8
422002 Airports	65.9	0.3	267.4	1.2	184.2	0.7	318.7	1.2	78.9	0.3
422003 Wharves, Ports and Harbours	743.9	3.4	512.4	2.2	697.3	2.7	733.0	2.7	610.5	2.3
422004 Water and Sanitation Systems	569.6	2.6	476.2	2.1	648.4	2.5	900.7	3.3	663.4	2.4
422005 Electricity Systems	6.0	0.0	-	-	16.9	0.1	26.8	0.1	-	-
422999 Other Infrastructure	731.8	3.4	318.4	1.4	256.7	1.0	104.0	0.4	735.7	2.7
423 Capital Equipment	427.7	2.0	466.8	2.0	441.8	1.7	408.4	1.5	379.6	1.4
423001 Furniture and Fittings	30.5	0.1	16.6	0.1	40.0	0.2	34.4	0.1	35.4	0.1
423002 Machinery and Equipment	119.6	0.5	129.8	0.6	78.1	0.3	83.8	0.3	91.8	0.3
423003 Vehicular Equipment	24.9	0.1	-	-	10.1	0.0	0.1	0.0	0.1	0.0
423004 Tools, Instruments, Apparatus	14.6	0.1	22.1	0.1	7.7	0.0	7.2	0.0	7.4	0.0
423005 Reference Books and Exhibition Goods	0.1	0.0	0.2	0.0	2.1	0.0	2.0	0.0	2.2	0.0
423006 Communication Infrastructure	18.7	0.1	38.6	0.2	13.1	0.0	13.4	0.0	8.8	0.0
423007 Computer Software	35.6	0.2	31.9	0.1	37.8	0.1	32.2	0.1	33.1	0.1
423008 IT-Related Hardware	89.9	0.4	182.8	0.8	182.1	0.7	209.0	0.8	181.6	0.7
423999 Other Equipment	25.5	0.1	41.8	0.2	22.7	0.1	19.9	0.1	7.2	0.0
424001 Motor Vehicles	47.3	0.2	1.6	0.0	48.1	0.2	6.3	0.0	12.0	0.0
424002 Ships and Boats	13.5	0.1	1.4	0.0	-	-	-	-	-	-
451011 Minor Extensions to Residential Buildings	7.0	0.0	-	-	-	-	-	-	-	-
451012 Minor Extensions to Non-Residential Buildings	0.6	0.0	0.0	0.0	0.0	0.0	0.0	0.0	0.0	0.0
440 Investment Outlays	598.3	2.7	438.2	1.9	806.4	3.1	791.4	2.9	746.4	2.8
441001 Equity Capital to Public Enterprises	52.6	0.2	-	-	-	-	-	-	-	-
441002 Capital Contribution to profit oriented public agencies	496.5	2.3	418.2	1.8	784.8	3.0	769.8	2.8	724.8	2.7
442001 Capital transfers abroad	49.2	0.2	20.0	0.1	21.6	0.1	21.6	0.1	21.6	0.1

	2017		2018		2019		2020		2021	
	Actual		Revised				Approved			
	Mrf	%	Mrf	%	Mrf	%	Mrf	%	Mrf	%
720 Debt Amortization	2,404.4	11.0	2,107.5	9.1	2,887.9	11.0	2,801.5	10.2	3,344.4	12.3
721999 Short Term Domestic Loan Repayment-Other	818.7	3.8	283.0	1.2	677.6	2.6	622.1	2.3	624.1	2.3
723002 Long Term Dom. Loan Repayment-State Financial Institutions	84.7	0.4	646.3	2.8	661.0	2.5	634.2	2.3	607.2	2.2
723003 Long Term Domestic Loan Repayment-Individuals	452.1	2.1	49.4	0.2	55.5	0.2	65.7	0.2	90.3	0.3
725001 Long Term For. Loan Repayment-Multilateral	221.7	1.0	283.7	1.2	422.6	1.6	442.2	1.6	520.8	1.9
725002 Long Term For. Loan Repayment-Bilateral Government	525.9	2.4	522.3	2.2	441.4	1.7	483.6	1.8	602.4	2.2
725003 Long Term For. Loan Repayment-For. Commercial Institution	90.7	0.4	90.5	0.4	145.6	0.6	69.4	0.3	54.1	0.2
725004 Long Term For. Loan Repaymentt.-Foreign Individuals	210.5	1.0	232.3	1.0	484.2	1.8	484.2	1.8	845.5	3.1
730 Loan Outlays	706.2	3.2	661.2	2.8	90.0	0.3	90.0	0.3	90.0	0.3
731001 New Domestic Lending - Stated Own Enterprises	539.2	2.5	456.1	2.0	-	-	-	-	-	-
731003 New Domestic Lending - Individuals	27.0	0.1	-	-	90.0	0.3	90.0	0.3	90.0	0.3
731999 Other New Domestic Lending	140.0	0.6	205.1	0.9	-	-	-	-	-	-

5.4 GOVERNMENT EXPENDITURE BY AGA 2017- 2021

(IN MVR)

		2017	2018	2019	2020	2021
		Actual	Revised	Approved		
Total		21,767,820,162	23,227,090,285	26,304,350,969	27,425,978,623	27,129,543,364
S01	Presidents Office	140,116,602	119,992,964	121,008,144	122,318,016	123,714,530
S02	People's Majlis	184,159,598	123,870,296	215,391,587	166,498,744	158,228,165
S04	Department of Judicial Administration	412,337,633	410,840,511	456,974,916	420,048,012	417,604,070
S03	Judicial Service Commission	10,588,244	10,709,438	10,930,222	10,946,404	10,970,431
S05	Elections Commission	79,451,059	126,145,841	105,361,821	26,631,322	24,233,322
S06	Civil Service Commission	18,170,505	19,427,328	21,725,676	22,325,676	19,725,676
S07	Human Rights Commission	21,914,437	22,205,723	23,426,477	23,274,402	23,402,172
S08	Anti-Corruption Commission	31,034,137	29,449,341	31,816,963	32,099,363	32,313,363
S09	Auditor General's Office	40,643,277	45,522,029	52,000,000	54,152,550	54,794,075
S10	Prosecutor General's Office	53,402,424	59,274,931	67,398,107	68,352,688	69,751,165
S11	Maldives Inland revenue Authority	87,499,741	91,391,935	82,782,002	83,021,666	83,288,156
S12	Employment Tribunal	6,878,212	6,601,394	6,934,342	6,735,004	6,757,342
S13	Maldives Media Council	3,613,053	4,062,686	4,251,140	4,264,715	4,267,988
S14	Maldives Broadcasting Commission	10,611,629	8,866,152	9,195,000	9,139,825	9,074,354
S15	Tax Appeal Tribunal	4,364,496	4,251,371	4,692,480	4,597,576	4,651,536
S16	Local Government Authority	31,914,232	32,185,323	55,687,546	45,980,250	33,822,750
S17	Information Commissioner's Office	3,755,742	3,858,382	3,800,000	3,827,425	3,832,568
S18	National Integrity Commission	8,532,357	8,648,850	8,764,059	8,837,853	8,898,321
S44	Family Protection Authority	4,708,088	4,425,321	7,588,395	7,452,034	7,539,423
S19	Public Service Media	1,093,691	-	-	-	-
S35	Attorney General's Office	26,261,584	24,822,012	25,964,558	26,957,596	27,424,922
S20	Ministry of Finance	77,085,827	52,029,808	82,719,771	72,357,569	72,749,689
S37	MOFT / Special Budget	5,337,239,300	6,039,705,443	7,473,496,162	7,512,360,110	8,283,949,717
S38	MOFT / Pension Budget	1,249,276,779	1,283,191,490	1,318,800,000	1,356,111,217	1,395,299,687
S21	Ministry of Defence	130,398,914	132,470,443	144,834,686	146,340,510	147,019,288
S45	Maldives National Defense Force	1,114,450,215	1,224,547,780	1,114,771,740	1,090,919,120	1,091,049,120
S47	Maldives Immigration	126,018,396	150,158,505	168,894,580	174,985,970	160,041,113
S22	Ministry of Home Affairs	59,077,937	78,040,083	51,733,337	54,857,346	55,728,584
S39	Maldives Police Service	1,268,980,961	1,356,677,724	1,414,818,190	1,568,192,456	1,543,836,191
S46	Maldives Correctional Service	342,072,467	262,395,332	322,661,773	294,833,912	295,083,912
S40	Maldives Customs Service	184,067,426	190,942,370	191,852,803	188,144,435	192,267,557
S23	Ministry of Education	2,394,927,168	2,438,792,515	2,726,163,674	3,005,616,720	2,816,708,092
S48	Ministry of Higher Education	160,439,066	361,369,147	364,112,695	462,089,786	486,903,549
S24	Maldives Islamic University	30,454,563	34,196,971	35,538,106	35,362,650	35,705,604
S25	Maldives National University	159,472,198	160,339,846	197,325,282	205,586,480	199,247,714

		2017	2018	2019	2020	2021
		Actual	Revised	Approved		
S26	Ministry of Foreign Affairs	211,323,688	235,045,949	259,599,352	256,955,989	257,011,257
S27	Ministry of Health	1,377,215,207	1,530,925,056	1,720,688,002	1,620,050,340	1,585,671,306
S42	Indira Gandhi Memorial Hospital	1,150,925,560	856,513,757	1,032,884,809	1,043,055,453	1,055,495,116
S41	National Social Protection Agency	1,241,543,656	1,605,077,022	1,299,209,788	1,312,451,988	1,329,098,788
S28	Ministry of Economic Development	66,504,949	34,739,850	130,641,148	132,171,885	133,398,244
S50	Ministry of Transport & Civil Aviation	123,734,658	340,615,510	322,533,115	431,557,881	192,644,047
S29	Ministry of Tourism	60,720,155	67,691,143	180,770,001	171,334,011	172,052,011
S30	Ministry of Youth, Sports & Community Empowerment	230,738,124	233,817,716	238,797,739	142,276,677	338,516,677
S52	Ministry of Arts, Culture and Heritage	30,365,516	34,431,840	45,308,029	44,879,555	40,695,529
S31	Ministry of National Planning and Infrastructure	1,412,165,100	1,369,698,332	1,738,457,543	2,133,098,589	1,122,150,366
S49	Ministry of Housing & Urban Development	-	-	212,293,436	374,520,069	461,229,351
S51	Ministry of Communication, Science and Technology	56,444,410	50,690,739	73,012,767	65,520,900	65,657,657
S32	Ministry of Fisheries, Marine Resources and Agriculture	62,674,632	73,400,812	88,536,446	91,212,257	75,905,489
S33	Ministry of Islamic Affairs	367,971,957	332,712,450	287,220,672	286,354,710	270,853,538
S34	Ministry of Environment	820,826,940	811,996,905	916,458,812	1,174,191,907	1,297,492,651
S36	Ministry Of Gender, Family and Social Services	166,855,341	168,605,365	178,385,297	174,175,886	172,844,823
S43	Male' City Council	572,798,311	559,718,554	656,137,779	656,951,124	658,942,368

5.5 GOVERNMENT DOMESTIC EXPENDITURE BY OFFICES 2017- 2021

(IN MVR)

		2017	2018	2019	2020	2021
		Actual	Revised	Approved		
Total		21,767,820,162	23,227,090,285	26,304,350,969	27,425,978,623	27,129,543,364
S01	Presidents Office	140,116,602	119,992,964	121,008,144	122,318,016	123,714,530
1001	Presidents Office	100,773,818	80,009,080	86,895,722	87,449,382	88,312,725
1003	Official Residence of the President	35,190,435	37,820,184	31,564,832	32,285,974	32,912,853
1005	Official Residence of the Vice President	4,152,349	2,163,700	2,547,590	2,582,660	2,488,952
S02	People's Majlis	184,159,598	123,870,296	215,391,587	166,498,744	158,228,165
1242	People's Majlis	184,159,598	123,870,296	215,391,587	166,498,744	158,228,165
S04	Department of Judicial Administration	412,337,633	410,840,511	456,974,916	420,048,012	417,604,070
1264	Department of Judicial Administration	61,593,764	49,517,644	93,022,926	55,022,926	51,022,926
1248	Supreme Court	22,995,604	20,493,971	22,732,042	22,732,042	22,732,042
1249	High Court	17,591,269	24,056,677	24,623,402	24,377,227	24,377,227
1251	Majistrate Courts	208,518,698	208,569,835	209,641,320	210,891,320	210,991,320
1252	Civil Court	31,132,285	33,499,803	33,720,894	33,720,894	33,720,894
1253	Criminal Court	25,239,339	27,829,201	26,183,258	26,202,529	26,162,587
1254	Family Court	26,730,659	26,742,933	26,738,353	26,788,353	26,788,353
1255	Juvenile Court	8,418,513	8,880,408	8,988,466	8,988,466	9,968,466
1486	Drug Court	10,117,502	11,250,039	11,324,255	11,324,255	11,840,255
S03	Judicial Service Commission	10,588,244	10,709,438	10,930,222	10,946,404	10,970,431
1247	Judicial Service Commission	10,588,244	10,709,438	10,930,222	10,946,404	10,970,431
S05	Elections Commission	79,451,059	126,145,841	105,361,821	26,631,322	24,233,322
1244	Elections Commission	79,451,059	126,145,841	105,361,821	26,631,322	24,233,322
S06	Civil Service Commission	18,170,505	19,427,328	21,725,676	22,325,676	19,725,676
1256	Civil Service Commission	18,170,505	19,427,328	21,725,676	22,325,676	19,725,676
S07	Human Rights Commission	21,914,437	22,205,723	23,426,477	23,274,402	23,402,172
1246	Human Rights Commission	21,914,437	22,205,723	23,426,477	23,274,402	23,402,172
S08	Anti-Corruption Commission	31,034,137	29,449,341	31,816,963	32,099,363	32,313,363
1245	Anti-Corruption Commission	31,034,137	29,449,341	31,816,963	32,099,363	32,313,363
S09	Auditor Generals Office	40,643,277	45,522,029	52,000,000	54,152,550	54,794,075
1243	Auditor General's Office	40,643,277	45,522,029	52,000,000	54,152,550	54,794,075
S10	Prosecutor Generals Office	53,402,424	59,274,931	67,398,107	68,352,688	69,751,165
1257	Prosecutor General's Office	53,402,424	59,274,931	67,398,107	68,352,688	69,751,165
S11	Maldives Inland revenue Authority	87,499,741	91,391,935	82,782,002	83,021,666	83,288,156
1009	Maldives Inland revenue Authority	87,499,741	91,391,935	82,782,002	83,021,666	83,288,156
S12	Employment Tribunal	6,878,212	6,601,394	6,934,342	6,735,004	6,757,342
1222	Employment Tribunal	6,878,212	6,601,394	6,934,342	6,735,004	6,757,342
S13	Maldives Media Council	3,613,053	4,062,686	4,251,140	4,264,715	4,267,988
1270	Maldives Media Council	3,613,053	4,062,686	4,251,140	4,264,715	4,267,988
S14	Maldives Broadcasting Commission	10,611,629	8,866,152	9,195,000	9,139,825	9,074,354
1478	Maldives Broadcasting Commission	10,611,629	8,866,152	9,195,000	9,139,825	9,074,354
S15	Tax Appeal Tribunal	4,364,496	4,251,371	4,692,480	4,597,576	4,651,536
1275	Tax Appeal Tribunal	4,364,496	4,251,371	4,692,480	4,597,576	4,651,536
S16	Local Government Authority	31,914,232	32,185,323	55,687,546	45,980,250	33,822,750
1276	Local Government Authority	31,914,232	32,185,323	55,687,546	45,980,250	33,822,750

		2017	2018	2019	2020	2021
		Actual	Revised	Approved		
S17	Information Commissioners Office	3,755,742	3,858,382	3,800,000	3,827,425	3,832,568
1512	Information Commissioner's Office	3,755,742	3,858,382	3,800,000	3,827,425	3,832,568
S18	National Integrity Commission	8,532,357	8,648,850	8,764,059	8,837,853	8,898,321
1515	National Integrity Commission	8,532,357	8,648,850	8,764,059	8,837,853	8,898,321
S44	Family Protection Authority	4,708,088	4,425,321	7,588,395	7,452,034	7,539,423
1505	Family Protection Authority	4,708,088	4,425,321	7,588,395	7,452,034	7,539,423
S19	Public Service Media	1,093,691	-	-	-	-
1485	Public Service Media	1,093,691	-	-	-	-
S35	Attorney Generals Office	26,261,584	24,822,012	25,964,558	26,957,596	27,424,922
1144	Attorney General's Office	26,261,584	24,822,012	25,964,558	26,957,596	27,424,922
S20	Ministry of Finance	77,085,827	52,029,808	82,719,771	72,357,569	72,749,689
1272	Ministry of Finance	77,085,827	52,029,808	82,719,771	72,357,569	72,749,689
S37	MOFT / Special Budget	5,337,239,300	6,039,705,443	7,473,496,162	7,512,360,110	8,283,949,717
1265	MOFT / Special Budget	5,337,239,300	6,039,705,443	7,473,496,162	7,512,360,110	8,283,949,717
S38	MOFT / Pension Budget	1,249,276,779	1,283,191,490	1,318,800,000	1,356,111,217	1,395,299,687
1007	MOFT / Pension Budget	1,249,276,779	1,283,191,490	1,318,800,000	1,356,111,217	1,395,299,687
S21	Ministry of Defense	130,398,914	132,470,443	144,834,686	146,340,510	147,019,288
1012	Ministry of Defence	11,742,614	12,551,824	12,786,726	12,978,910	13,173,309
1014	National Disaster Management Centre	4,605,412	5,882,052	5,175,915	5,144,063	5,145,328
1498	Aviation Security Command	113,784,416	113,879,567	126,660,878	128,002,210	128,481,082
1522	National Counterterrorism Centre	266,472	157,000	211,167	215,327	219,569
S45	Maldives National Defense Force	1,114,450,215	1,224,547,780	1,114,771,740	1,090,919,120	1,091,049,120
1013	Maldives National Defense Force	1,114,450,215	1,224,547,780	1,114,771,740	1,090,919,120	1,091,049,120
S47	Maldives Immigration	126,018,396	150,158,505	168,894,580	174,985,970	160,041,113
1029	Maldives Immigration	126,018,396	150,158,505	168,894,580	174,985,970	160,041,113
S22	Ministry of Home Affairs	59,077,937	78,040,083	51,733,337	54,857,346	55,728,584
1016	Ministry of Home Affairs	55,180,802	74,387,554	46,058,257	49,442,846	50,144,284
1057	Juvenile Justice Unit	3,897,135	3,652,529	5,675,080	5,414,500	5,584,300
S39	Maldives Police Services	1,268,980,961	1,356,677,724	1,414,818,190	1,568,192,456	1,543,836,191
1027	Maldives Police Service	1,268,980,961	1,356,677,724	1,414,818,190	1,568,192,456	1,543,836,191
S46	Maldives Correctional Services	342,072,467	262,395,332	322,661,773	294,833,912	295,083,912
1025	Maldives Correctional Service	342,072,467	262,395,332	322,661,773	294,833,912	295,083,912
S40	Maldives Customs Services	184,067,426	190,942,370	191,852,803	188,144,435	192,267,557
1008	Maldives Customs Service	184,067,426	190,942,370	191,852,803	188,144,435	192,267,557
S23	Ministry of Education	2,394,927,168	2,438,792,515	2,726,163,674	3,005,616,720	2,816,708,092
1058	Ministry of Education	262,511,583	306,242,792	386,827,871	645,639,778	646,943,205
1060	Department of Public Examination	60,231,258	51,923,336	62,929,618	64,056,295	65,205,504
1482	Technical and Vocational Education Training Authority	4,238,732	3,940,216	4,922,331	5,046,217	5,172,581
1500	National Institute of Education	18,883,682	20,456,217	21,708,795	22,125,106	22,549,743
1518	Quality Assurance Department	4,304,030	3,829,344	4,276,197	4,281,197	4,286,197
1062	MOE / Atoll School Construction	176,561,892	104,630,510	155,050,277	107,020,023	21,400,000
1063	MOE / Male' School Construction	60,783,891	32,949,295	92,323,798	155,557,900	46,112,100
1065	Majeediyya School	27,612,132	26,464,809	27,152,675	27,177,675	27,202,675
1066	Dharumavantha school	19,593,173	20,215,237	20,683,154	20,683,154	20,683,154
1067	Aminiyya School	32,296,782	35,144,285	36,862,424	36,977,424	37,082,424
1261	Hiriya School	22,880,507	24,034,900	23,881,367	23,881,367	23,881,367
1068	Iskandaru School	33,847,238	34,713,430	35,534,689	35,534,689	35,534,689
1069	Centre For Higher Secondary Education	25,095,288	24,491,417	26,844,857	26,844,857	26,844,857

		2017	2018	2019	2020	2021
		Actual	Revised			
1070	Al- Madrasathul Arabiyyathul Islamiyya	26,614,813	25,753,313	26,173,475	26,173,475	26,173,475
1071	Jamaaludeen School	31,848,299	34,757,464	34,880,337	34,880,337	34,880,337
1072	Thaajudeen School	29,301,757	28,331,795	29,738,859	29,738,859	29,738,859
1073	Kalaafaanu School	25,881,915	27,053,730	26,996,012	26,996,012	26,996,012
1075	Muhiyudeen School	18,509,325	19,124,461	20,188,818	20,188,818	20,188,818
1076	Imaadudeen School	33,442,648	33,611,429	35,140,435	35,140,435	35,140,435
1077	Ghaazee school	23,230,401	28,764,726	29,476,266	29,476,266	29,476,266
1514	Rehendhi School	27,254,142	30,556,220	34,682,264	34,702,264	34,741,264
1526	Huravee School	-	-	30,088,956	30,088,956	30,088,956
1079	Ha.Atoll Education Centre	12,977,236	14,884,202	15,359,131	15,364,131	15,364,131
1080	Hdh.Atoll Education Centre	16,559,502	20,420,678	21,464,704	21,464,704	21,464,704
1081	Sh.Atoll Education Centre	9,566,144	9,633,522	10,047,351	10,047,351	10,047,351
1082	N.Atoll Education Centre	9,498,571	10,361,950	9,680,466	9,680,466	9,680,466
1083	R.Atoll Education Centre	13,182,837	13,447,456	13,540,259	13,540,259	13,540,259
1084	B.Atoll Education Centre	19,433,693	19,435,234	20,992,015	20,992,015	20,992,015
1085	LH.Atoll Education Centre	12,643,271	13,015,661	13,004,722	13,004,722	13,004,722
1086	Adh.Atoll Education Centre	12,097,683	11,973,101	12,100,904	12,100,904	12,100,904
1087	F.Atoll Education Centre	12,926,751	13,774,952	13,965,777	13,965,777	13,965,777
1088	Dh.Atoll Education Centre	14,755,715	16,642,738	17,149,490	17,149,490	17,149,490
1089	TH.Atoll Education Centre	9,121,736	9,288,821	9,050,104	9,050,104	9,050,104
1090	L.Atoll Education Centre	12,708,317	13,476,687	14,058,627	14,058,627	14,058,627
1091	GA.Atoll Education Centre	14,528,225	14,962,156	15,820,737	15,820,737	15,820,737
1092	Gdh.Atoll Education Centre	11,388,164	11,562,829	12,187,445	12,187,445	12,187,445
1093	Gn.Atoll Education Centre	14,829,518	13,670,358	14,094,434	14,094,434	14,094,434
1095	Ha.Atholhu Madhurasaa	11,882,714	11,945,928	12,643,296	12,643,296	12,643,296
1096	Ihavandhoo School	16,133,846	16,638,040	17,941,309	17,941,309	17,941,309
1097	Madhurasathul Seikh Ibrahim	8,546,347	7,948,207	8,495,236	8,495,236	8,495,236
1098	Afeefudheen School	13,950,944	16,186,504	16,829,757	16,829,757	16,829,757
1099	Nolhivaram School	12,227,426	12,979,985	14,707,106	14,707,106	14,707,106
1100	Jalaaludeen School	13,746,635	13,706,454	13,519,717	13,519,717	13,519,717
1101	Sh.Atoll School	8,628,849	9,321,093	9,920,951	9,920,951	9,920,951
1102	Funadhoo School	12,768,468	13,013,050	13,740,682	13,740,682	13,740,682
1103	Milandhoo School	13,932,416	13,806,675	14,076,518	14,076,518	14,076,518
1104	Kendhikulhudhoo School	11,828,372	13,090,169	12,778,562	12,778,562	12,778,562
1105	Meyna School	12,215,042	12,908,688	12,949,861	12,949,861	12,949,861
1106	Ungoofaaruu School	11,671,392	11,612,320	11,728,068	11,728,068	11,728,068
1107	Alifushee School	12,248,067	12,888,979	12,865,715	12,865,715	12,865,715
1108	Maduvarree School	11,950,682	12,616,983	12,980,586	12,981,086	12,981,086
1109	Hulhudhufaaruu School	11,165,245	11,383,919	12,109,636	12,109,636	12,109,636
1110	Thulhaadhoo School	9,704,848	10,898,789	11,180,239	11,180,239	11,180,239
1111	Lh.Atoll School	9,056,101	9,663,027	9,866,813	9,866,813	9,866,813
1112	Madhurasathul Ifthithaah	17,516,973	17,884,023	19,215,231	19,215,231	19,215,231
1113	K.Atoll School	10,624,620	11,117,939	9,644,833	9,644,833	9,644,833
1114	Adh.Atoll School	9,399,384	10,266,168	10,892,734	10,892,734	10,892,734
1115	Qatharu Ameer School	13,167,165	13,436,391	13,158,086	13,158,086	13,158,086
1116	L.Maavashu School	10,299,177	11,253,527	11,483,397	11,483,397	11,483,397
1117	Aboobakuru School	8,871,974	10,973,104	11,025,625	11,025,625	11,025,625
1118	Hafiz Ahmed School	13,130,051	14,683,314	14,716,343	14,716,343	14,716,343

		2017	2018	2019	2020	2021
		Actual	Revised			
1119	Madharusathul Sheikh Mohamed Jamaaluddin / Gn.Fuvahmulah	11,119,991	12,623,158	12,269,506	12,269,506	12,269,506
1120	Hithadhoo School	19,526,988	21,253,165	21,963,192	21,963,192	21,963,192
1121	Sharafudheen School	24,164,490	26,624,312	26,125,294	26,125,294	26,125,294
1122	Feydhoo School	15,153,858	14,959,825	14,784,854	15,609,354	15,948,763
1123	Addu High School	16,444,018	16,488,421	16,603,681	16,603,681	16,603,681
1504	Thinadhoo School	9,192,903	10,581,469	10,848,468	10,849,468	10,850,468
1501	Northern Education Unit	161,060,252	172,379,123	176,788,588	179,268,588	181,081,392
1502	Central Education Unit	158,467,157	173,031,390	178,198,078	178,346,378	178,496,378
1503	Southern Education Unit	147,222,455	154,378,454	161,088,629	161,207,796	161,247,796
1521	North Central Education Unit	169,554,375	184,146,077	187,127,663	187,137,663	187,147,663
1520	South Central Education Unit	217,213,092	228,564,574	228,015,779	228,458,779	229,058,779
1533	Department of Inclusive Education	-	-	5,000,000	4,573,950	4,600,295
S48	Ministry of Higher Education	160,439,066	361,369,147	364,112,695	462,089,786	486,903,549
1129	Ministry of Higher Education	144,938,975	344,220,974	346,502,449	445,448,968	469,820,370
1142	Maldives Qualification Authority	2,952,188	2,928,452	3,401,221	3,636,793	3,717,221
1263	Maldives Polytechnic	12,547,903	14,219,721	14,209,025	13,004,025	13,365,958
S24	Maldives Islamic University	30,454,563	34,196,971	35,538,106	35,362,650	35,705,604
1141	Maldives Islamic University	30,454,563	34,196,971	35,538,106	35,362,650	35,705,604
S25	Maldives National University	159,472,198	160,339,846	197,325,282	205,586,480	199,247,714
1130	Maldives National University	39,861,645	37,209,543	44,730,440	52,949,842	45,569,247
1131	Faculty of Education	17,015,359	15,880,070	17,785,805	17,840,895	17,895,986
1132	Faculty of Health Sciences	16,119,676	10,314,347	11,587,637	11,633,402	11,679,168
1133	Faculty of Management & Computing	11,096,902	10,669,671	12,534,491	12,607,412	12,680,333
1134	Faculty of Engineering Technology	5,190,886	11,688,361	12,969,075	13,015,432	13,061,793
1135	Faculty of Hospitality and Tourism Studies	9,818,388	9,619,556	10,728,444	10,761,840	10,795,237
1136	Centre for Maritime Studies	4,356,172	2,675,790	3,028,015	3,045,119	3,062,221
1137	Centre for Open Learning	7,647,362	6,978,684	8,565,379	8,607,918	8,650,487
1138	Faculty of Shari'a and Law	8,184,944	474,065	-	-	-
1139	Atoll Campuses	13,000,042	12,973,928	13,805,388	13,837,170	13,868,953
1140	Faculty of Arts	7,097,904	5,695,435	6,112,130	6,136,471	6,160,810
1484	Faculty of Islamic Studies	8,625,757	13,737,443	16,001,017	16,056,137	16,111,258
1499	Faculty of Science	6,616,076	439,819	-	-	-
1266	National law Library	4,841,085	5,074,921	6,717,854	5,767,584	5,817,310
1523	School of Nursing	-	7,551,159	8,925,641	8,963,798	9,001,957
1524	Centre for Foundation Studies	-	4,305,685	5,190,094	5,219,588	5,249,082
1527	School of Medicine	-	5,051,369	18,643,872	19,143,872	19,643,872
S26	Ministry of Foreign Affairs	211,323,688	235,045,949	259,599,352	256,955,989	257,011,257
1147	Ministry of Foreign Affairs	49,779,139	65,155,667	73,919,351	73,999,801	74,009,801
1148	Embassy of the Republic of Maldives in Dhaka, Bangladesh	4,153,267	4,423,356	4,687,111	4,736,242	4,755,275
1149	Embassy of the Republic of Maldives in Colombo, Sri Lanka	20,180,949	17,644,919	20,947,828	20,947,828	20,947,828
1150	Permanent Mission of Maldives to the United Nations	18,150,286	19,380,489	15,087,347	15,240,344	15,240,344
1151	Embassy of the Republic of Maldives in London, United Kingdom	7,378,522	4,915,771	7,234,553	7,234,553	7,234,553
1152	Embassy of the Republic of Maldives in New Delhi, India	10,348,095	11,173,433	11,487,064	11,478,759	11,500,932
1153	Consulate of the Republic of Maldives in Thiruvananthapuram, India	6,002,876	4,397,088	5,806,782	5,623,782	5,623,782
1154	Embassy of the Republic of Maldives in Kuala Lumpur, Malaysia	12,572,612	16,901,045	17,067,675	16,949,998	16,949,998
1155	Embassy of the Republic of Maldives in Japan	9,821,296	9,481,364	12,483,402	12,318,574	12,318,574
1157	Embassy of the Republic of Maldives in Beijing, China	12,274,905	13,749,027	15,491,205	14,889,090	14,889,090
1158	Embassy of the Republic of Maldives in Riyadh, Saudi Arabia	8,653,630	11,277,953	10,484,674	10,440,174	10,440,174

		2017	2018	2019	2020	2021
		Actual	Revised	Approved		
1159	Permanent Mission of Maldives to the United Nations, Geneva, Switzerland	13,559,640	12,642,127	13,696,046	12,267,879	12,271,941
1160	Embassy of the Republic of Maldives in Islamabad, Pakistan	3,869,140	5,619,727	5,775,952	5,421,733	5,421,733
1161	Maldives Mission to the European Union, Brussels, Belgium	7,210,923	9,690,343	10,199,568	10,199,568	10,199,568
1162	Embassy of Republic of Maldives in Singapore	8,494,293	6,627,987	6,770,709	6,770,709	6,770,709
1274	Embassy of the Republic of Maldives in Abu Dhabi, United Arab Emirates	7,228,977	9,701,782	9,303,598	9,303,598	9,303,598
1519	Embassy of the Republic of Maldives in Berlin, Germany	11,645,138	8,297,470	11,778,447	11,755,317	11,755,317
1525	Embassy of the Republic of Maldives in Thailand	-	3,966,401	7,378,040	7,378,040	7,378,040
S27	Ministry of Health	1,377,215,207	1,530,925,056	1,720,688,002	1,620,050,340	1,585,671,306
1163	Ministry of Health	219,870,215	185,621,502	288,096,401	192,343,290	152,923,495
1164	Health Protection Agency	27,824,658	23,880,815	23,480,467	23,608,347	23,722,566
1191	Maldives Food & Drug Authority	20,901,658	21,927,636	22,434,121	22,440,708	22,447,056
1507	Maldives Blood Service	26,492,730	21,681,850	22,901,142	23,341,538	23,790,181
1167	HD. Regional Hospital	87,288,145	94,352,451	92,738,597	91,467,481	91,500,004
1168	R. Regional Hospital	90,058,637	97,214,444	101,710,859	101,720,265	101,729,858
1170	M. Regional Hospital	38,969,027	39,010,178	41,104,846	41,006,875	41,058,873
1171	GDH. Regional Hospital	76,229,291	77,791,031	86,083,918	86,192,146	86,302,140
1172	L. Regional Hospital	72,049,077	73,874,311	74,004,165	74,139,478	74,275,988
1169	S. Regional Hospital	73,275,513	75,355,949	83,741,934	84,112,856	84,420,876
1173	HA. Atoll Hospital	67,639,083	65,505,773	72,010,511	72,132,911	72,255,759
1174	SH. Atoll Hospital	60,499,121	65,109,258	66,794,976	66,845,727	66,891,484
1175	N. Atoll Hospital	51,336,446	54,723,213	57,489,969	57,540,368	57,591,475
1176	B. Atoll Hospital	51,972,425	53,753,229	56,832,628	56,943,103	57,049,260
1177	LH. Atoll Hospital	41,237,666	41,466,041	45,829,571	45,949,091	46,014,052
1497	K. Atoll Health Services	42,429,421	44,042,021	45,632,856	45,772,138	45,832,696
1178	AA. Atoll Hospital	34,861,040	35,793,563	39,839,748	39,996,366	40,055,845
1179	ADH. Atoll Hospital	43,900,332	46,561,410	47,754,857	47,545,419	47,575,374
1180	V. Atoll Hospital	21,757,082	15,699,111	19,656,537	19,685,558	19,714,869
1181	F. Atoll Hospital	34,796,910	35,458,518	38,699,039	38,736,418	38,773,676
1182	DH. Atoll Hospital	38,886,121	40,721,940	43,170,791	43,206,686	43,243,299
1183	TH. Atoll Hospital	63,727,193	64,654,981	67,236,259	67,266,703	67,291,167
1184	GA. Atoll Hospital	57,299,633	57,748,342	58,931,815	59,478,611	59,523,898
1185	Gn. Atoll Hospital	29,347,127	30,031,245	31,441,181	31,495,848	31,531,424
1186	Dhamanaveshi	4,566,656	5,111,744	5,545,679	5,549,793	5,553,947
1188	Hulhumale Hospital	-	163,834,500	187,525,135	181,532,616	184,602,044
S42	Dharumavantha Group of Hospitals	1,150,925,560	856,513,757	1,032,884,809	1,043,055,453	1,055,495,116
1166	Indira Gandhi Memorial Hospital	1,129,478,223	834,985,923	749,885,730	758,498,196	769,332,934
1187	Villingili Hospital	21,447,337	21,527,834	25,768,514	25,768,589	25,768,668
1528	Dharumavantha Hospital	-	-	257,230,565	258,788,668	260,393,514
S41	National Social Protection Agency	1,241,543,656	1,605,077,022	1,299,209,788	1,312,451,988	1,329,098,788
1250	National Social Protection Agency	1,241,543,656	1,605,077,022	1,299,209,788	1,312,451,988	1,329,098,788
S28	Ministry of Economic Development	66,504,949	34,739,850	130,641,148	132,171,885	133,398,244
1202	Ministry of Economic Development	55,046,001	23,370,040	119,624,526	120,036,101	120,447,698
1517	Special Economic Zones Maldives	1,407,215	2,922,591	2,181,214	3,007,514	3,632,014
1511	Labour Relations Authority	10,051,733	8,447,219	8,835,408	9,128,270	9,318,532
S50	Ministry of Transport & Civil Aviation	123,734,658	340,615,510	322,533,115	431,557,881	192,644,047
1530	Ministry of Transport & Civil Aviation	-	-	9,394,970	7,557,170	7,557,170
1226	Regional Airports	114,360,087	328,532,316	289,134,190	408,315,861	169,311,267
1232	Transport Authority	9,374,571	12,083,194	24,003,955	15,684,850	15,775,610

		2017	2018	2019	2020	2021
		Actual	Revised		Approved	
S29	Ministry of Tourism	60,720,155	67,691,143	180,770,001	171,334,011	172,052,011
1204	Ministry of Tourism	60,720,155	67,691,143	180,770,001	171,334,011	172,052,011
S30	Ministry of Youth, Sports and Community Empowerment	230,738,124	233,817,716	238,797,739	142,276,677	338,516,677
1215	Ministry of Youth, Sports & Community Empowerment	230,738,124	233,817,716	238,797,739	142,276,677	338,516,677
S52	Ministry of Arts, Culture and Heritage	30,365,516	34,431,840	45,308,029	44,879,555	40,695,529
1532	Ministry of Arts, Culture and Heritage	-	-	10,041,055	11,041,055	6,541,055
1271	Department of Heritage	7,452,905	8,948,102	10,749,131	8,519,131	8,539,131
1269	Dhivehi Bahuge Academy	5,849,166	7,537,001	7,015,897	7,046,470	7,077,652
1210	National Library	5,257,062	5,845,420	5,399,881	5,931,725	5,942,225
1211	National Centre for the Arts	5,799,333	6,058,709	6,052,294	6,249,294	6,460,386
1213	National Bureau of Classification	2,310,472	2,333,355	2,199,088	2,230,197	2,273,397
1506	National Archives	3,696,578	3,709,253	3,850,683	3,861,683	3,861,683
S31	Ministry of National Planning and Infrastructure	1,412,165,100	1,369,698,332	1,738,457,543	2,133,098,589	1,122,150,366
1224	Ministry of National Planning and Infrastructure	1,353,063,930	1,085,865,859	1,598,126,634	1,994,499,288	983,542,196
1483	Maldives Land and Survey Authority	4,611,462	4,849,206	8,973,402	10,564,508	9,931,577
1496	Public works Services	32,884,432	256,199,176	107,129,473	103,500,000	104,600,000
1011	National Bureau of Statistics	11,500,615	11,197,132	12,969,676	12,863,037	13,213,037
1026	Department of National Registrations	10,104,661	11,586,959	11,258,358	11,671,756	10,863,556
S49	Ministry of Housing and Urban Development	-	-	212,293,436	374,520,069	461,229,351
1529	Ministry of Housing and Urban Development	-	-	212,293,436	374,520,069	461,229,351
S51	Ministry of Communication, Science and Technology	56,444,410	50,690,739	73,012,767	65,520,900	65,657,657
1531	Ministry of Communication, Science and Technology	-	-	18,081,972	11,955,132	11,755,132
1238	National Centre For Information Technology	51,208,301	45,398,303	48,414,617	46,914,617	46,914,617
1239	Communications Authority of Maldives	5,236,109	5,292,436	6,516,178	6,651,151	6,987,908
S32	Ministry of Fisheries, Marine Resources and Agriculture	62,674,632	73,400,812	88,536,446	91,212,257	75,905,489
1233	Ministry of Fisheries, Marine Resources and Agriculture	62,674,632	73,400,812	88,536,446	91,212,257	75,905,489
S33	Ministry of Islamic Affairs	367,971,957	332,712,450	287,220,672	286,354,710	270,853,538
1240	Ministry of Islamic Affairs	362,682,301	327,091,737	273,925,088	272,990,969	257,293,520
1241	Center for the Holy Quran	5,289,656	5,620,713	7,103,314	6,933,314	6,933,314
1534	Islamee Fathuvadhey Majilis	-	-	6,192,270	6,430,427	6,626,704
S34	Ministry of Environment	820,826,940	811,996,905	916,458,812	1,174,191,907	1,297,492,651
1229	Ministry of Environment	780,715,767	771,480,882	866,393,785	1,123,766,544	1,246,702,308
1228	Maldives Meteorological Service	29,099,941	29,921,285	35,626,509	35,926,509	36,276,509
1230	Maldives energy Authority	1,824,520	1,840,457	2,685,044	2,707,880	2,722,860
1231	Environmental Protection Agency	9,186,712	8,754,281	11,753,474	11,790,974	11,790,974
S36	Ministry Of Gender, Family and Social Services	166,855,341	168,605,365	178,385,297	174,175,886	172,844,823
1510	Ministry Of Gender, Family and Social Services	24,287,924	27,643,721	29,452,470	25,112,999	24,963,519
1196	Family & Children Service Centre	20,782,938	21,860,709	21,497,202	21,473,702	21,473,702
1197	Kudakudhinge Hiya	16,475,303	13,885,576	15,330,639	15,285,639	15,285,639
1516	Fiyavathi	8,713,065	8,342,936	9,080,819	8,857,819	8,916,719
1078	Thaulemaa Masakkaaiy ugannaidhey Kudakudhinge Marukazu	2,299,007	2,567,698	2,716,097	2,716,097	2,716,097
1192	National Drug Agency	64,499,975	63,222,411	70,027,313	70,458,873	69,218,390
1194	Khaassa Eheeah Beynunvaa Meehun thibey Marukaz	29,797,129	31,082,314	30,280,757	30,270,757	30,270,757
S43	Councils	572,798,311	559,718,554	656,137,779	656,951,124	658,942,368
1477	Male' City Council	15,825,676	16,276,017	58,273,624	58,073,624	58,473,624
1476	Fuvamulaku City Council	14,476,480	6,695,079	10,834,347	10,841,041	10,846,041
1277	Addu City Council	17,739,052	18,166,992	32,367,383	32,367,383	32,367,383
1281	HA. Atoll Council	6,752,225	6,609,196	6,919,285	6,919,285	6,919,285

		2017	2018	2019	2020	2021
		Actual	Revised	Approved		
1280	HA. Utheemu Council	2,136,531	2,258,660	2,406,104	2,407,104	2,408,104
1282	HA. Thuraakunu Council	2,174,488	2,161,419	2,266,945	2,271,945	2,296,945
1283	HA. Uligamu Council	1,791,872	1,993,701	2,097,740	2,097,740	2,097,740
1284	HA. Mulhadhoo Council	1,593,609	1,786,352	2,002,581	2,006,843	2,006,843
1285	HA. Hoarafushee Council	4,249,067	4,436,614	4,658,718	4,628,718	4,628,718
1286	HA. Ihavandhoo Council	3,481,832	3,181,149	3,786,341	3,791,341	3,796,341
1287	HA. Kelaa Council	3,286,981	2,473,770	2,583,234	2,617,513	2,578,178
1288	HA. Vashafaru Council	1,240,964	1,894,367	2,226,399	2,228,891	2,228,891
1289	HA. Dhidhdhoo Council	3,717,138	3,678,343	3,894,838	3,894,838	3,894,838
1290	HA. Filladhoo Council	2,106,654	1,879,251	2,224,365	2,225,025	2,225,025
1291	HA. Maarandhoo Council	2,404,043	2,303,997	2,482,706	2,482,706	2,482,706
1292	HA. Thakandhoo Council	1,718,035	1,482,585	1,591,020	1,596,020	1,596,020
1293	HA. Muraidhoo Council	1,814,084	1,728,950	1,832,733	1,796,357	1,796,357
1294	HA. Baarashu Council	2,496,174	2,605,979	2,776,701	2,829,126	2,829,126
1295	HDh. Atoll Council	6,131,210	6,378,728	6,582,241	6,585,741	6,585,741
1296	HDh. Hanimaadhoo Council	2,541,166	2,706,708	2,824,259	2,825,659	2,828,659
1297	HDh. Finey Council	1,574,136	1,262,607	1,580,000	1,600,000	1,600,000
1298	HDh. Naivaadhoo Council	2,016,282	1,747,854	1,966,400	1,998,687	2,019,687
1299	HDh. Hirimaradhoo Council	2,051,357	1,871,378	2,059,288	1,957,000	1,952,250
1300	HDh. Nohivaranfaru Council	2,726,786	2,783,552	2,910,734	2,992,119	2,992,119
1301	HDh. Nellaidhoo Council	2,148,296	2,230,692	2,353,594	2,355,149	2,356,820
1302	HDh. Nohivaramu Council	2,476,388	2,860,740	3,003,168	3,003,168	3,000,468
1303	HDh. Kurinbee Council	1,845,459	1,835,981	1,937,456	1,938,262	1,938,262
1304	HDh. Kulhudhuffushee Council	6,022,969	5,438,407	6,443,775	6,613,775	6,533,775
1305	HDh. Kumundhoo Council	2,801,508	2,521,751	2,800,000	2,813,771	2,818,778
1306	HDh. Neykurendhoo Council	2,216,736	2,241,755	2,393,601	2,395,717	2,406,403
1307	HDh. Vaikaradhoo Council	3,025,480	3,213,381	3,423,320	3,498,120	3,527,312
1308	HDh. Makunudhoo Council	2,445,118	2,530,098	2,654,460	2,654,460	2,654,460
1309	Sh. Atoll Council	6,044,974	5,950,281	6,399,057	6,543,998	6,643,998
1310	Sh. Kanditheemu Council	2,622,371	2,762,354	2,916,020	2,921,710	2,936,220
1311	Sh. Noomaraa Council	1,336,221	1,311,795	1,432,125	1,437,285	1,412,453
1312	Sh. Goidhoo Council	1,767,187	1,923,684	2,105,309	2,105,309	2,105,309
1313	Sh. Feydhoo Council	2,117,506	2,256,469	2,451,492	2,451,492	2,451,492
1314	Sh. Feevaku Council	1,687,238	1,543,096	2,061,809	2,071,809	2,071,809
1315	Sh. Bileiyfahee Council	2,238,570	2,185,542	2,328,819	2,338,041	2,338,041
1316	Sh. Foakaidhoo Council	2,695,056	2,701,093	2,828,701	2,828,701	2,828,701
1317	Sh. Narudhoo Council	2,378,878	2,321,218	2,531,798	2,532,798	2,533,848
1318	Sh. Maroshee Council	2,528,531	2,239,140	2,918,845	2,918,845	2,918,845
1319	Sh. Lhaimagu Council	2,011,446	1,870,044	2,000,000	2,000,000	2,000,000
1320	Sh. Komandoo Council	2,362,707	2,229,100	2,436,943	2,436,943	2,436,943
1321	Sh. Maaungoodhoo Council	1,867,154	2,054,797	2,386,000	2,408,122	2,484,622
1322	Sh. Funadhoo Council	3,015,826	3,247,908	3,439,742	3,439,464	3,439,464
1323	Sh. Milandhoo Council	3,079,113	3,026,824	3,210,292	3,210,292	3,210,292
1324	N. Atoll Council	4,838,617	4,524,800	5,400,583	5,400,583	5,450,583
1325	N. Henbadhoo Council	1,479,801	1,567,074	1,935,949	1,941,485	1,941,485
1326	N. Kendhikuludhoo Council	2,618,747	2,728,532	2,839,792	2,839,792	2,839,792
1327	N. Maalhendhoo Council	1,937,652	1,818,741	1,937,365	1,957,365	1,957,365
1328	N. Kudafaree Council	2,065,730	1,975,069	2,116,322	2,116,263	2,121,263

		2017	2018	2019	2020	2021
		Actual	Revised			
1329	N. Landhoo Council	2,520,748	2,692,318	2,822,424	2,822,424	2,822,424
1330	N. Maafaru Council	2,469,632	2,127,455	2,254,813	2,254,813	2,254,813
1331	N. Lhohee Council	1,553,567	1,476,196	1,619,200	1,622,200	1,624,200
1332	N. Miladhoo Council	2,287,687	2,519,108	2,631,104	2,630,398	2,651,104
1333	N. Magoodhoo Council	1,656,560	1,592,063	1,723,661	1,745,161	1,745,161
1334	N. Manadhoo Council	2,523,682	2,735,016	2,891,338	2,891,338	2,891,338
1335	N. Holhudhoo Council	2,690,748	2,637,454	2,766,201	2,766,201	2,766,201
1336	N. Fodhdhoo Council	1,564,639	1,639,038	1,781,563	1,782,563	1,783,563
1337	N. Velidhoo Council	3,189,910	3,631,837	3,809,527	3,811,527	3,831,527
1338	R. Atoll Council	6,099,514	5,980,390	6,281,169	6,247,669	6,278,194
1339	R. Alifushee Council	3,483,480	2,800,886	2,990,720	3,002,680	3,005,858
1340	R. Vaadhoo Council	1,774,246	1,826,662	1,937,542	1,938,642	1,938,642
1341	R. Rasgetheemu Council	2,089,484	2,020,228	2,168,283	2,147,833	2,148,483
1342	R. Angolhitheemu Council	1,883,902	2,169,348	2,309,112	2,319,112	2,319,112
1343	R. Hulhudhuffaar Council	2,391,558	2,528,982	2,698,627	2,698,627	2,698,627
1344	R. Ungooaar Council	4,628,506	2,946,095	3,155,373	3,155,373	3,155,373
1345	R. Dhuvaaafaru Council	2,921,717	3,173,736	3,346,177	3,346,177	3,346,177
1346	R. Maakurathu Council	2,579,268	2,373,061	2,554,551	2,544,225	2,544,225
1347	R. Rasmaadhoo Council	2,064,313	1,997,101	2,104,860	2,128,810	2,128,810
1348	R. Innamaadhoo Council	2,064,321	1,759,588	1,947,993	1,925,993	1,925,993
1349	R. Maduhvaree Council	2,330,225	2,621,686	2,756,633	2,734,133	2,734,133
1350	R. Inguraidhoo Council	2,311,517	2,500,540	2,634,312	2,633,312	2,633,312
1351	R. Meedhoo Council	3,545,293	2,322,998	2,783,072	2,725,322	2,724,822
1352	R. Fainu Council	1,669,119	1,763,628	1,884,869	1,884,869	1,884,869
1353	R. Kinolhahu Council	1,986,980	1,956,733	2,068,951	2,061,951	2,061,951
1354	B. Atoll Council	4,932,295	5,047,885	5,325,012	5,358,800	5,448,012
1355	B. Kudarikilu Council	2,204,594	2,087,810	2,189,543	2,197,543	2,195,543
1356	B. Kamadhoo Council	1,540,010	1,561,951	1,744,786	1,744,786	1,744,886
1357	B. Kendhoo Council	2,381,385	2,484,933	2,608,809	2,645,739	2,654,485
1358	B. Kihaadhoo Council	1,659,947	1,570,468	1,700,235	1,700,235	1,700,235
1359	B. Dhonfanu Council	1,775,572	1,808,392	1,930,607	1,939,607	1,939,607
1360	B. Dharavandhoo Council	2,660,524	2,809,116	3,000,588	2,981,988	2,981,988
1361	B. Maalhohu Council	1,804,763	1,826,726	1,984,868	1,944,015	1,944,015
1362	B. Eydhafushee Council	3,525,100	3,536,460	3,720,805	3,720,805	3,720,805
1363	B. Thulhaadhoo Council	2,610,003	2,444,535	2,610,711	2,610,711	2,640,711
1364	B. Hithaadhoo Council	2,089,480	2,102,141	2,220,890	2,146,640	2,146,640
1365	B. Fulhadhoo Council	850,882	1,087,489	1,259,644	1,254,644	1,254,644
1366	B. Fehendhoo Council	1,517,339	1,344,062	1,481,776	1,517,198	1,517,198
1367	B. Goidhoo Council	2,066,238	1,954,728	2,098,894	2,108,894	2,108,894
1368	Lh. Atoll Council	4,752,799	4,276,576	4,587,832	4,587,832	4,587,832
1369	Lh. Hinnavaru Council	3,338,427	3,137,472	3,432,620	3,432,620	3,432,620
1370	Lh. Naifaru Council	3,491,366	3,833,044	4,024,829	4,024,829	4,024,829
1371	Lh. Kurendhoo Council	3,129,744	2,692,226	2,805,875	2,805,875	2,805,875
1372	Lh. Olhuvelifushee Council	1,851,007	1,873,003	2,010,001	2,054,501	2,054,501
1373	K. Atoll Council	4,439,772	4,415,863	4,604,500	4,515,006	4,520,006
1279	K. Kaashidhoo Council	3,652,061	3,720,448	3,901,485	3,941,024	3,944,903
1374	K. Gaafaru Council	2,463,357	2,409,605	2,535,500	2,562,800	2,662,800
1375	K. Dhiffushee Council	1,940,748	1,845,273	1,950,000	2,000,329	2,000,329

		2017	2018	2019	2020	2021
		Actual	Revised		Approved	
1376	K. Thulusdhoo Council	2,206,953	2,363,643	2,500,000	2,553,204	2,653,204
1377	K. Huraa Council	2,427,506	2,464,555	2,619,999	2,567,873	2,587,286
1378	K. Himmafushee Council	2,290,269	2,476,783	2,606,261	2,606,261	2,606,261
1379	K. Gulhee Council	1,310,930	1,402,356	1,612,368	1,612,368	1,612,368
1380	K. Maafushee Council	2,346,802	2,426,343	2,549,730	2,549,730	2,549,730
1381	K. Guraidhoo Council	3,847,603	3,437,410	3,843,998	3,565,172	3,665,172
1382	AA. Atoll Council	3,633,639	3,797,297	4,014,400	4,153,562	4,253,562
1383	AA. Thoddoo Council	2,536,580	2,721,623	3,042,000	3,104,114	3,204,114
1384	AA. Rasdhoo Council	2,555,942	2,674,296	2,900,077	2,900,077	2,900,077
1385	AA. Ukulhahu Council	3,893,948	2,804,004	3,784,145	3,964,794	4,064,794
1386	AA. Mathiveree Council	2,372,266	2,684,397	2,801,562	2,821,562	2,821,562
1387	AA. Bodufolhudhoo Council	2,070,647	1,942,066	2,196,000	2,342,900	2,342,900
1388	AA. Feridhoo Council	1,867,993	1,880,490	2,002,752	2,002,770	2,002,770
1389	AA. Maalhohu Council	2,040,399	1,927,904	2,050,000	2,099,999	2,099,999
1390	AA. Himandhoo Council	1,951,148	1,936,118	2,091,500	2,111,622	2,111,622
1391	ADh. Atoll Council	4,427,576	4,617,711	4,810,000	4,823,889	4,823,889
1392	ADh. Hanyameedhoo Council	2,185,302	2,369,358	2,502,514	2,499,287	2,572,572
1393	ADh. Omadhoo Council	2,224,446	2,164,958	2,269,775	2,225,511	2,225,511
1394	ADh. Kunburudhoo Council	1,620,498	1,820,165	1,959,000	1,939,850	1,939,850
1395	ADh. Mahibadhoo Council	3,919,644	3,259,434	3,373,719	3,373,719	3,373,719
1396	ADh. Mandhoo Council	1,374,163	1,416,562	1,519,814	1,519,814	1,519,814
1397	ADh. Dhangethee Council	2,599,613	2,625,999	2,862,460	2,872,460	2,872,460
1398	ADh. Dhigurashu Council	2,612,275	2,525,929	2,689,999	2,699,999	2,759,999
1399	ADh. Dhidhdhoo Council	1,402,675	1,426,256	1,646,756	1,646,756	1,646,756
1400	ADh. Fenushee Council	2,574,297	2,376,054	2,580,000	2,334,365	2,434,365
1401	ADh. Maamigilee Council	2,540,740	2,632,654	2,761,400	2,791,400	2,816,400
1402	V. Atoll Council	3,850,129	3,792,404	3,960,000	3,960,000	3,960,000
1403	V. Fulidhoo Council	1,737,137	1,667,391	1,786,200	1,784,304	1,784,304
1404	V. Thinadhoo Council	1,106,200	1,272,612	1,424,514	1,464,514	1,464,514
1405	V. Felidhoo Council	2,455,150	2,041,316	2,180,807	2,180,807	2,180,807
1406	V. Keyodhoo Council	1,859,590	2,053,396	2,204,983	2,232,415	2,261,219
1407	V. Rakeedhoo Council	1,199,946	1,159,129	1,270,001	1,300,001	1,300,001
1408	M. Atoll Council	4,079,887	4,707,156	4,472,729	4,472,729	4,472,729
1409	M. Raiyandhoo Council	1,262,099	1,759,743	2,029,511	2,029,511	2,029,511
1410	M. Veyvashu Council	1,949,755	2,094,624	2,200,000	2,294,738	2,294,738
1411	M. Mulaku Council	2,813,276	2,622,939	2,723,416	2,775,356	2,775,356
1412	M. Mulee Council	2,120,917	2,198,491	2,324,499	2,341,189	2,341,189
1413	M. Naalaafushee Council	1,485,925	1,758,163	1,931,433	1,931,433	1,931,433
1414	M. Kolhufushee Council	1,997,874	2,136,852	2,239,203	2,186,129	2,201,491
1415	M. Dhiggaru Council	2,125,762	2,354,714	2,471,325	2,497,326	2,497,326
1416	M. Maduvvaree Council	2,120,138	1,968,472	2,126,650	2,126,650	2,126,650
1417	F. Atoll Council	4,958,956	4,990,732	5,118,647	5,118,647	5,118,647
1418	F. Feealee Council	2,663,353	2,654,829	2,762,511	2,763,456	2,764,456
1419	F. Bileiydhoo Council	2,344,334	2,391,762	2,506,626	2,508,626	2,511,626
1420	F. Magoodhoo Council	4,931,689	3,022,982	3,124,702	3,129,702	3,134,702
1421	F. Dharanboodhoo Council	2,649,572	2,198,955	2,319,641	2,321,641	2,324,641
1422	F. Nilandhoo Council	4,502,850	3,770,702	3,886,223	3,890,609	3,894,994
1423	Dh. Atoll Council	4,330,710	4,875,682	5,002,129	5,003,129	5,003,129

		2017	2018	2019	2020	2021
		Actual	Revised		Approved	
1424	Dh. Meedhoo Council	2,490,722	2,690,215	2,822,693	2,854,963	2,854,963
1425	Dh. Bandidhoo Council	2,093,330	2,287,704	2,388,917	2,388,917	2,388,917
1426	Dh. Rinbudhoo Council	1,844,180	1,982,779	2,126,112	2,152,967	2,152,967
1427	Dh. Hulhudhelee Council	2,166,674	2,389,478	2,573,542	2,573,542	2,573,542
1429	Dh. Maabendoo Council	2,655,814	2,246,719	2,624,342	2,664,342	2,764,342
1430	Dh. Kudahuvadho Council	4,021,633	4,629,219	4,767,245	4,767,245	4,767,245
1431	Th. Atoll Council	5,558,857	5,953,534	6,257,276	6,291,276	6,291,276
1432	Th. Burunee Council	2,038,655	1,827,563	1,982,896	1,982,896	1,982,896
1433	Th. Vilufushee Council	2,997,169	2,767,097	2,911,200	2,911,200	2,911,200
1434	Th. Madifushee Council	2,133,148	2,615,605	2,724,073	2,724,073	2,724,073
1435	Th. Dhiyamigilee Council	2,657,032	2,416,678	2,518,096	2,518,096	2,518,096
1436	Th. Guraidhoo Council	2,348,307	2,644,496	2,820,450	2,820,450	2,820,450
1437	Th. Kandoodhoo Council	2,205,037	2,232,849	2,344,942	2,344,942	2,344,942
1438	Th. Vandhoo Council	1,337,967	1,649,149	1,749,174	1,749,174	1,749,174
1439	Th. Hirilandhoo Council	2,690,356	2,442,586	2,661,895	2,711,895	2,711,895
1440	Th. Gaadhiffushee Council	1,493,481	1,429,015	1,530,838	1,530,838	1,530,838
1441	Th. Thimarafushee Council	3,090,793	2,773,962	3,014,193	3,114,193	3,114,193
1442	Th. Veymandoo Council	1,995,786	2,135,630	2,241,091	2,241,091	2,241,091
1443	Th. Kinbidhoo Council	2,049,836	2,054,330	2,161,668	2,161,668	2,161,668
1444	Th. Omadhoo Council	2,229,419	2,139,140	2,242,209	2,242,209	2,242,209
1445	L. Atoll Council	5,983,108	5,884,277	6,159,653	6,158,803	6,158,803
1446	L. Isdhoo Council	1,974,040	2,037,938	2,138,013	2,138,013	2,138,013
1447	L. Dhanbidhoo Council	1,943,963	1,968,436	2,100,813	2,106,813	2,106,813
1448	L. Maabaidhoo Council	2,566,468	2,455,870	2,556,917	2,556,917	2,556,917
1449	L. Mundoo Council	1,823,103	1,676,191	1,786,347	1,786,347	1,786,347
1450	L. Gamu Council	5,859,809	6,330,805	6,430,860	6,430,860	6,430,860
1451	L. Maavashu Council	2,786,710	2,896,335	2,997,434	2,997,434	2,997,434
1452	L. Fonadhoo Council	3,567,969	3,769,251	3,889,505	3,889,505	3,889,505
1453	L. Gaadhoo Council	-	-	-	-	-
1454	L. Maamendhoo Council	2,113,353	1,913,627	2,048,229	2,048,229	2,048,229
1455	L. Hithadhoo Council	2,366,376	2,132,428	2,239,589	2,239,589	2,239,589
1456	L. Kunahandhoo Council	2,337,530	2,007,970	2,177,486	2,177,486	2,177,486
1508	L. Kalaidhoo Council	2,420,793	2,542,759	2,715,958	2,717,958	2,717,958
1457	GA. Atoll Council	4,725,678	4,829,789	4,984,849	4,984,849	4,984,849
1458	GA. Kolamaafushee Council	2,282,806	2,377,552	2,523,256	2,523,256	2,523,256
1459	GA. Vilingilee Council	3,823,610	4,281,240	4,425,079	4,425,079	4,425,079
1460	GA. Maamendhoo Council	2,716,329	2,706,968	2,931,085	2,931,085	2,931,085
1461	GA. Nilandhoo Council	2,699,536	2,053,086	2,409,805	2,013,305	2,013,305
1462	GA. Dhaandhoo Council	2,305,275	2,659,741	2,826,006	2,826,006	2,826,006
1463	GA. Dhevadhoo Council	2,339,759	2,275,141	2,413,642	2,413,642	2,413,642
1464	GA. Kondey Council	1,490,773	1,476,082	1,583,273	1,583,273	1,583,273
1465	GA. Gemanafushee Council	2,791,469	2,775,362	3,037,627	3,037,627	3,037,627
1466	GA. Kanduhulhudo Council	1,472,441	1,445,548	1,677,413	1,677,413	1,677,413
1278	GDh. Atoll Council	7,584,301	4,812,882	5,980,642	6,015,642	6,040,642
1467	GDh. Madavelee Council	3,129,394	3,221,261	3,377,287	3,377,287	3,377,287
1468	GDh. Hoadhdhoo Council	2,122,530	2,335,087	2,436,896	2,476,896	2,526,896
1469	GDh. Nadalla Council	2,277,520	2,463,360	2,563,450	2,564,950	2,564,950
1470	GDh. Gadhoo Council	3,380,387	3,499,683	3,732,221	3,732,221	3,782,221

		2017	2018	2019	2020	2021
		Actual	Revised	Approved		
1471	GDh. Rathafandhoo Council	1,770,570	2,123,147	2,307,767	2,337,767	2,337,767
1472	GDh. Vaadhoo Council	2,325,871	2,068,349	2,321,159	2,325,659	2,331,159
1473	GDh. Fiyoaree Council	2,392,380	2,259,265	2,369,346	2,399,466	2,399,466
1474	GDh. Faresmaathodaa Council	2,822,276	2,432,958	2,719,700	2,810,018	2,810,018
1475	GDh. Thinadhoo Council	4,445,735	5,895,040	4,671,433	4,680,583	4,688,583

5.6 GOVERNMENT DOMESTIC EXPENDITURE - RECURRENT AND CAPITAL BY OFFICES - 2019

(IN MVR)

		2019		2019
		Recurrent	Capital	Total
Total		18,280,910,782	8,023,440,187	26,304,350,969
S01	Presidents Office	117,188,573	3,819,571	121,008,144
1001	Presidents Office	83,872,482	3,023,240	86,895,722
1003	Official Residence of the President	30,942,500	622,332	31,564,832
1005	Official Residence of the Vice President	2,373,591	173,999	2,547,590
S02	People's Majlis	186,267,471	29,124,116	215,391,587
1242	People's Majlis	186,267,471	29,124,116	215,391,587
S04	Department of Judicial Administration	432,093,438	24,881,478	456,974,916
1264	Department of Judicial Administration	71,022,926	22,000,000	93,022,926
1248	Supreme Court	22,471,042	261,000	22,732,042
1249	High Court	24,113,402	510,000	24,623,402
1251	Majistrate Courts	208,641,320	1,000,000	209,641,320
1252	Civil Court	33,130,583	590,311	33,720,894
1253	Criminal Court	25,978,258	205,000	26,183,258
1254	Family Court	26,540,353	198,000	26,738,353
1255	Juvenile Court	8,969,199	19,267	8,988,466
1486	Drug Court	11,226,355	97,900	11,324,255
S03	Judicial Service Commission	10,778,622	151,600	10,930,222
1247	Judicial Service Commission	10,778,622	151,600	10,930,222
S05	Elections Commission	102,587,921	2,773,900	105,361,821
1244	Elections Commission	102,587,921	2,773,900	105,361,821
S06	Civil Service Commission	21,690,676	35,000	21,725,676
1256	Civil Service Commission	21,690,676	35,000	21,725,676
S07	Human Rights Commission	23,398,477	28,000	23,426,477
1246	Human Rights Commission	23,398,477	28,000	23,426,477
S08	Anti-Corruption Commission	31,500,363	316,600	31,816,963
1245	Anti-Corruption Commission	31,500,363	316,600	31,816,963
S09	Auditor Generals Office	49,547,532	2,452,468	52,000,000
1243	Auditor General's Office	49,547,532	2,452,468	52,000,000
S10	Prosecutor Generals Office	65,520,669	1,877,438	67,398,107
1257	Prosecutor General's Office	65,520,669	1,877,438	67,398,107

		2019		2019
		Recurrent	Capital	Total
S11	Maldives Inland revenue Authority	82,156,184	625,818	82,782,002
1009	Maldives Inland revenue Authority	82,156,184	625,818	82,782,002
S12	Employment Tribunal	6,644,342	290,000	6,934,342
1222	Employment Tribunal	6,644,342	290,000	6,934,342
S13	Maldives Media Council	4,233,440	17,700	4,251,140
1270	Maldives Media Council	4,233,440	17,700	4,251,140
S14	Maldives Broadcasting Commission	8,984,181	210,819	9,195,000
1478	Maldives Broadcasting Commission	8,984,181	210,819	9,195,000
S15	Tax Appeal Tribunal	4,563,254	129,226	4,692,480
1275	Tax Appeal Tribunal	4,563,254	129,226	4,692,480
S16	Local Government Authority	30,171,417	25,516,129	55,687,546
1276	Local Government Authority	30,171,417	25,516,129	55,687,546
S17	Information Commissioners Office	3,773,864	26,136	3,800,000
1512	Information Commissioner's Office	3,773,864	26,136	3,800,000
S18	National Integrity Commission	8,690,559	73,500	8,764,059
1515	National Integrity Commission	8,690,559	73,500	8,764,059
S44	Family Protection Authority	7,310,525	277,870	7,588,395
1505	Family Protection Authority	7,310,525	277,870	7,588,395
S35	Attorney Generals Office	24,845,758	1,118,800	25,964,558
1144	Attorney General's Office	24,845,758	1,118,800	25,964,558
S20	Ministry of Finance	51,811,946	30,907,825	82,719,771
1272	Ministry of Finance	51,811,946	30,907,825	82,719,771
S37	MOFT / Special Budget	3,361,270,885	4,112,225,277	7,473,496,162
1265	MOFT / Special Budget	3,361,270,885	4,112,225,277	7,473,496,162
S38	MOFT / Pension Budget	1,318,800,000	-	1,318,800,000
1007	MOFT / Pension Budget	1,318,800,000	-	1,318,800,000
S21	Ministry of Defense	144,191,587	643,099	144,834,686
1012	Ministry of Defence	12,593,026	193,700	12,786,726
1014	National Disaster Management Centre	5,017,915	158,000	5,175,915
1498	Aviation Security Command	126,369,479	291,399	126,660,878
1522	National Counterterrorism Centre	211,167	-	211,167
S45	Maldives National Defense Force	1,088,605,113	26,166,627	1,114,771,740
1013	Maldives National Defense Force	1,088,605,113	26,166,627	1,114,771,740
S47	Maldives Immigration	148,940,950	19,953,630	168,894,580
1029	Maldives Immigration	148,940,950	19,953,630	168,894,580

		2019		2019
		Recurrent	Capital	Total
S22	Ministry of Home Affairs	50,045,554	1,687,783	51,733,337
1016	Ministry of Home Affairs	45,108,174	950,083	46,058,257
1057	Juvenile Justice Unit	4,937,380	737,700	5,675,080
S39	Maldives Police Services	1,296,035,552	118,782,638	1,414,818,190
1027	Maldives Police Service	1,296,035,552	118,782,638	1,414,818,190
S46	Maldives Correctional Services	290,943,260	31,718,513	322,661,773
1025	Maldives Correctional Service	290,943,260	31,718,513	322,661,773
S40	Maldives Customs Services	185,233,990	6,618,813	191,852,803
1008	Maldives Customs Service	185,233,990	6,618,813	191,852,803
S23	Ministry of Education	2,378,183,521	347,980,153	2,726,163,674
1058	Ministry of Education	298,683,789	88,144,082	386,827,871
1060	Department of Public Examination	62,754,618	175,000	62,929,618
1482	Technical and Vocational Education Training Authority	4,798,458	123,873	4,922,331
1500	National Institute of Education	21,652,672	56,123	21,708,795
1518	Quality Assurance Department	4,096,197	180,000	4,276,197
1062	MOE / Atoll School Construction	-	155,050,277	155,050,277
1063	MOE / Male' School Construction	-	92,323,798	92,323,798
1065	Majeediyya School	27,062,675	90,000	27,152,675
1066	Dharumavantha school	20,573,154	110,000	20,683,154
1067	Aminiyya School	36,752,424	110,000	36,862,424
1261	Hiriya School	23,771,367	110,000	23,881,367
1068	Iskandaru School	35,449,689	85,000	35,534,689
1069	Centre For Higher Secondary Education	26,789,857	55,000	26,844,857
1070	Al- Madrasathul Arabiyyathul Islamiyya	26,073,475	100,000	26,173,475
1071	Jamaaludeen School	34,785,337	95,000	34,880,337
1072	Thaajudeen School	29,663,859	75,000	29,738,859
1073	Kalaafaanu School	26,901,012	95,000	26,996,012
1075	Muhyudeen School	20,078,818	110,000	20,188,818
1076	Imaadudeen School	35,105,435	35,000	35,140,435
1077	Ghaazee school	29,421,266	55,000	29,476,266
1514	Rehendhi School	34,572,264	110,000	34,682,264
1526	Huravee School	30,088,956	-	30,088,956
1079	Ha.Atoll Education Centre	15,179,131	180,000	15,359,131
1080	Hdh.Atoll Education Centre	21,399,704	65,000	21,464,704
1081	Sh.Atoll Education Centre	9,957,351	90,000	10,047,351
1082	N.Atoll Education Centre	9,570,466	110,000	9,680,466

		2019		2019
		Recurrent	Capital	Total
1083	R.Atoll Education Centre	13,430,259	110,000	13,540,259
1084	B.Atoll Education Centre	20,882,015	110,000	20,992,015
1085	LH.Atoll Education Centre	12,899,722	105,000	13,004,722
1086	Adh.Atoll Education Centre	11,990,904	110,000	12,100,904
1087	F.Atoll Education Centre	13,930,777	35,000	13,965,777
1088	Dh.Atoll Education Centre	17,039,490	110,000	17,149,490
1089	TH.Atoll Education Centre	8,970,104	80,000	9,050,104
1090	L.Atoll Education Centre	13,948,627	110,000	14,058,627
1091	GA.Atoll Education Centre	15,710,737	110,000	15,820,737
1092	Gdh.Atoll Education Centre	12,157,445	30,000	12,187,445
1093	Gn.Atoll Education Centre	13,984,434	110,000	14,094,434
1095	Ha.Atholhu Madharusaa	12,609,296	34,000	12,643,296
1096	Ihavandhoo School	17,831,309	110,000	17,941,309
1097	Madhurasathul Seikh Ibrahim	8,385,236	110,000	8,495,236
1098	Afeefudheen School	16,744,757	85,000	16,829,757
1099	Nolhivaram School	14,637,106	70,000	14,707,106
1100	Jalaaludeen School	13,498,717	21,000	13,519,717
1101	Sh.Atoll School	9,839,951	81,000	9,920,951
1102	Funadhoo School	13,641,682	99,000	13,740,682
1103	Milandhoo School	14,036,518	40,000	14,076,518
1104	Kendhikulhudhoo School	12,751,562	27,000	12,778,562
1105	Meyna School	12,904,861	45,000	12,949,861
1106	Ungoofaaruu School	11,698,068	30,000	11,728,068
1107	Alifushee School	12,800,715	65,000	12,865,715
1108	Maduvaree School	12,950,586	30,000	12,980,586
1109	Hulhudhufaaruu School	11,999,636	110,000	12,109,636
1110	Thulhaadhoo School	11,120,239	60,000	11,180,239
1111	Lh.Atoll School	9,811,813	55,000	9,866,813
1112	Madhurasathul Ifthithaah	19,180,231	35,000	19,215,231
1113	K.Atoll School	9,534,833	110,000	9,644,833
1114	Adh.Atoll School	10,782,734	110,000	10,892,734
1115	Qatharu Ameer School	13,048,086	110,000	13,158,086
1116	L.Maavashu School	11,373,397	110,000	11,483,397
1117	Aboobakuru School	10,915,625	110,000	11,025,625
1118	Hafiz Ahmed School	14,606,343	110,000	14,716,343
1119	Madharusathul Sheikh Mohamed Jamaaluddin / Gn.Fuvahmulah	12,159,506	110,000	12,269,506

		2019		2019
		Recurrent	Capital	Total
1120	Hithadhoo School	21,853,192	110,000	21,963,192
1121	Sharafuddheen School	26,070,294	55,000	26,125,294
1122	Feydhoo School	14,784,854	-	14,784,854
1123	Addu High School	16,603,681	-	16,603,681
1504	Thinadhoo School	10,738,468	110,000	10,848,468
1501	Northern Education Unit	175,083,588	1,705,000	176,788,588
1502	Central Education Unit	177,068,078	1,130,000	178,198,078
1503	Southern Education Unit	159,768,629	1,320,000	161,088,629
1521	North Central Education Unit	186,947,663	180,000	187,127,663
1520	South Central Education Unit	225,870,779	2,145,000	228,015,779
1533	Department of Inclusive Education	4,405,000	595,000	5,000,000
S48	Ministry of Higher Education	362,217,195	1,895,500	364,112,695
1129	Ministry of Higher Education	345,057,949	1,444,500	346,502,449
1142	Maldives Qualification Authority	3,285,221	116,000	3,401,221
1263	Maldives Polytechnic	13,874,025	335,000	14,209,025
S24	Maldives Islamic University	34,820,006	718,100	35,538,106
1141	Maldives Islamic University	34,820,006	718,100	35,538,106
S25	Maldives National University	178,638,903	18,686,379	197,325,282
1130	Maldives National University	29,935,439	14,795,001	44,730,440
1131	Faculty of Education	17,553,379	232,426	17,785,805
1132	Faculty of Health Sciences	11,322,637	265,000	11,587,637
1133	Faculty of Management & Computing	12,290,185	244,306	12,534,491
1134	Faculty of Engineering Technology	12,758,239	210,836	12,969,075
1135	Faculty of Hospitality and Tourism Studies	10,507,056	221,388	10,728,444
1136	Centre for Maritime Studies	2,880,333	147,682	3,028,015
1137	Centre for Open Learning	8,405,567	159,812	8,565,379
1139	Atoll Campuses	13,566,567	238,821	13,805,388
1140	Faculty of Arts	5,921,066	191,064	6,112,130
1484	Faculty of Islamic Studies	15,762,497	238,520	16,001,017
1266	National law Library	6,583,943	133,911	6,717,854
1523	School of Nursing	8,680,641	245,000	8,925,641
1524	Centre for Foundation Studies	5,062,982	127,112	5,190,094
1527	School of Medicine	17,408,372	1,235,500	18,643,872
S26	Ministry of Foreign Affairs	255,076,784	4,522,568	259,599,352
1147	Ministry of Foreign Affairs	72,496,627	1,422,724	73,919,351
1148	Embassy of the Republic of Maldives in Dhaka, Bangladesh	4,634,081	53,030	4,687,111

		2019		2019
		Recurrent	Capital	Total
1149	Embassy of the Republic of Maldives in Colombo, Sri Lanka	20,553,538	394,290	20,947,828
1150	Permanent Mission of Maldives to the United Nations	15,087,347	-	15,087,347
1151	Embassy of the Republic of Maldives in London, United Kingdom	7,225,459	9,094	7,234,553
1152	Embassy of the Republic of Maldives in New Delhi, India	11,391,309	95,755	11,487,064
1153	Consulate of the Republic of Maldives in Thiruvananthapuram, Ind	5,666,782	140,000	5,806,782
1154	Embassy of the Republic of Maldives in Kuala Lumpur, Malaysia	17,007,058	60,617	17,067,675
1155	Embassy of the Republic of Maldives in Japan	12,352,050	131,352	12,483,402
1157	Embassy of the Republic of Maldives in Beijing, China	15,437,205	54,000	15,491,205
1158	Embassy of the Republic of Maldives in Riyadh, Saudi Arabia	10,405,674	79,000	10,484,674
1159	Permanent Mission of Maldives to the United Nations, Geneva, Sw	12,267,346	1,428,700	13,696,046
1160	Embassy of the Republic of Maldives in Islamabad, Pakistan	5,649,507	126,445	5,775,952
1161	Maldives Mission to the European Union, Brussels, Belgium	10,199,568	-	10,199,568
1162	Embassy of Republic of Maldives in Singapore	6,648,709	122,000	6,770,709
1274	Embassy of the Republic of Maldives in Abu Dhabi, United Arab En	9,282,052	21,546	9,303,598
1519	Embassy of the Republic of Maldives in Berlin, Germany	11,755,317	23,130	11,778,447
1525	Embassy of the Republic of Maldives in Thailand	7,017,155	360,885	7,378,040
S27	Ministry of Health	1,555,752,059	164,935,943	1,720,688,002
1163	Ministry of Health	152,840,096	135,256,305	288,096,401
1164	Health Protection Agency	23,175,472	304,995	23,480,467
1191	Maldives Food & Drug Authority	22,146,159	287,962	22,434,121
1507	Maldives Blood Service	22,651,142	250,000	22,901,142
1167	HD. Regional Hospital	92,698,847	39,750	92,738,597
1168	R. Regional Hospital	101,395,584	315,275	101,710,859
1170	M. Regional Hospital	40,970,446	134,400	41,104,846
1171	GDH. Regional Hospital	85,381,858	702,060	86,083,918
1172	L. Regional Hospital	73,867,220	136,945	74,004,165
1169	S. Regional Hospital	83,129,874	612,060	83,741,934
1173	HA. Atoll Hospital	71,990,511	20,000	72,010,511
1174	SH. Atoll Hospital	66,224,543	570,433	66,794,976
1175	N. Atoll Hospital	57,006,969	483,000	57,489,969
1176	B. Atoll Hospital	56,554,628	278,000	56,832,628
1177	LH. Atoll Hospital	45,538,571	291,000	45,829,571
1497	K. Atoll Health Services	45,599,701	33,155	45,632,856
1178	AA. Atoll Hospital	39,607,053	232,695	39,839,748
1179	ADH. Atoll Hospital	47,317,307	437,550	47,754,857
1180	V. Atoll Hospital	19,522,737	133,800	19,656,537

	2019		2019
	Recurrent	Capital	Total
1181 F. Atoll Hospital	38,533,599	165,440	38,699,039
1182 DH. Atoll Hospital	43,051,753	119,038	43,170,791
1183 TH. Atoll Hospital	66,929,659	306,600	67,236,259
1184 GA. Atoll Hospital	58,693,115	238,700	58,931,815
1185 Gn. Atoll Hospital	31,104,181	337,000	31,441,181
1186 Dhamanaveshi	5,495,679	50,000	5,545,679
1188 Hulhumale Hospital	164,325,355	23,199,780	187,525,135
S42 Dharumavantha Group of Hospitals	990,283,934	42,600,875	1,032,884,809
1166 Indira Gandhi Memorial Hospital	708,284,855	41,600,875	749,885,730
1187 Villingili Hospital	24,768,514	1,000,000	25,768,514
1528 Dharumavantha Hospital	257,230,565	-	257,230,565
S41 National Social Protection Agency	1,298,482,888	726,900	1,299,209,788
1250 National Social Protection Agency	1,298,482,888	726,900	1,299,209,788
S28 Ministry of Economic Development	40,364,335	90,276,813	130,641,148
1202 Ministry of Economic Development	29,493,192	90,131,334	119,624,526
1517 Special Economic Zones Maldives	2,181,214	-	2,181,214
1511 Labour Relations Authority	8,689,929	145,479	8,835,408
S50 Ministry of Transport & Civil Aviation	119,076,116	203,456,999	322,533,115
1530 Ministry of Transport & Civil Aviation	7,907,170	1,487,800	9,394,970
1226 Regional Airports	87,548,132	201,586,058	289,134,190
1232 Transport Authority	23,620,814	383,141	24,003,955
S29 Ministry of Tourism	180,625,001	145,000	180,770,001
1204 Ministry of Tourism	180,625,001	145,000	180,770,001
S30 Ministry of Youth, Sports and Community Empowerment	129,380,977	109,416,762	238,797,739
1215 Ministry of Youth, Sports & Community Empowerment	129,380,977	109,416,762	238,797,739
S52 Ministry of Arts, Culture and Heritage	41,150,029	4,158,000	45,308,029
1532 Ministry of Arts, Culture and Heritage	8,641,055	1,400,000	10,041,055
1271 Department of Heritage	8,639,131	2,110,000	10,749,131
1269 Dhivehi Bahuge Academy	6,635,897	380,000	7,015,897
1210 National Library	5,345,881	54,000	5,399,881
1211 National Centre for the Arts	5,933,294	119,000	6,052,294
1213 National Bureau of Classification	2,149,088	50,000	2,199,088
1506 National Archives	3,805,683	45,000	3,850,683
S31 Ministry of National Planning and Infrastructure	231,171,058	1,507,286,485	1,738,457,543
1224 Ministry of National Planning and Infrastructure	98,127,577	1,499,999,057	1,598,126,634
1483 Maldives Land and Survey Authority	7,092,547	1,880,855	8,973,402

		2019		2019
		Recurrent	Capital	Total
1496	Public works Services	102,500,000	4,629,473	107,129,473
1011	National Bureau of Statistics	12,557,576	412,100	12,969,676
1026	Department of National Registrations	10,893,358	365,000	11,258,358
S49	Ministry of Housing and Urban Development	52,578,052	159,715,384	212,293,436
1529	Ministry of Housing & Urban Development	52,578,052	159,715,384	212,293,436
S51	Ministry of Communication, Science and Technology	45,050,716	27,962,051	73,012,767
1531	Ministry of Communication, Science and Technology	15,445,132	2,636,840	18,081,972
1238	National Centre For Information Technology	23,231,406	25,183,211	48,414,617
1239	Communications Authority of Maldives	6,374,178	142,000	6,516,178
S32	Ministry of Fisheries, Marine Resources and Agriculture	56,099,580	32,436,866	88,536,446
1233	Ministry of Fisheries, Marine Resources and Agriculture	56,099,580	32,436,866	88,536,446
S33	Ministry of Islamic Affairs	263,286,489	23,934,183	287,220,672
1240	Ministry of Islamic Affairs	250,544,080	23,381,008	273,925,088
1241	Center for the Holy Quran	6,871,314	232,000	7,103,314
1534	Islamee Fathuvadhey Majilis	5,871,095	321,175	6,192,270
S34	Ministry of Environment	105,926,784	810,532,028	916,458,812
1229	Ministry of Environment	56,427,757	809,966,028	866,393,785
1228	Maldives Meteorological Service	35,180,509	446,000	35,626,509
1230	Maldives energy Authority	2,625,044	60,000	2,685,044
1231	Environmental Protection Agency	11,693,474	60,000	11,753,474
S36	Ministry Of Gender, Family and Social Services	171,163,980	7,221,317	178,385,297
1510	Ministry Of Gender, Family and Social Services	24,406,849	5,045,621	29,452,470
1196	Family & Children Service Centre	21,382,202	115,000	21,497,202
1197	Kudakudhinge Hiya	15,279,639	51,000	15,330,639
1516	Fiyavathi	8,762,819	318,000	9,080,819
1078	Thauleemaa Masakkaay ugannaidhey Kudakudhinge Marukazu	2,716,097	-	2,716,097
1192	National Drug Agency	68,395,617	1,631,696	70,027,313
1194	Khaassa Eheeah Beynunvaa Meehun thibey Marukaz	30,220,757	60,000	30,280,757
S43	Councils	633,756,272	22,381,507	656,137,779
1477	Male' City Council	56,673,624	1,600,000	58,273,624
1476	Fuvamulaku City Council	10,234,347	600,000	10,834,347
1277	Addu City Council	30,867,383	1,500,000	32,367,383
1281	HA. Atoll Council	6,858,735	60,550	6,919,285
1280	HA. Utheemu Council	2,370,104	36,000	2,406,104
1282	HA. Thuraakunu Council	2,236,945	30,000	2,266,945
1283	HA. Uligamu Council	2,040,740	57,000	2,097,740

		2019		2019
		Recurrent	Capital	Total
1284	HA. Mulhadoo Council	1,857,581	145,000	2,002,581
1285	HA. Hoarafushee Council	4,508,718	150,000	4,658,718
1286	HA. Ihavandhoo Council	3,786,341	-	3,786,341
1287	HA. Kelaa Council	2,583,234	-	2,583,234
1288	HA. Vashafaru Council	2,226,399	-	2,226,399
1289	HA. Dhidhdhoo Council	3,794,838	100,000	3,894,838
1290	HA. Filladhoo Council	2,196,965	27,400	2,224,365
1291	HA. Maarandhoo Council	2,422,706	60,000	2,482,706
1292	HA. Thakandhoo Council	1,551,020	40,000	1,591,020
1293	HA. Muraidhoo Council	1,832,733	-	1,832,733
1294	HA. Baarashu Council	2,776,701	-	2,776,701
1295	HDh. Atoll Council	6,282,241	300,000	6,582,241
1296	HDh. Hanimaadhoo Council	2,624,259	200,000	2,824,259
1297	HDh. Finey Council	1,580,000	-	1,580,000
1298	HDh. Naivaadhoo Council	1,903,350	63,050	1,966,400
1299	HDh. Hirimaradhoo Council	1,949,488	109,800	2,059,288
1300	HDh. Nolvivaranfaru Council	2,860,734	50,000	2,910,734
1301	HDh. Nellaidhoo Council	2,323,320	30,274	2,353,594
1302	HDh. Nolvivaramu Council	2,973,868	29,300	3,003,168
1303	HDh. Kurinbee Council	1,887,456	50,000	1,937,456
1304	HDh. Kulhudhuffushee Council	6,208,775	235,000	6,443,775
1305	HDh. Kumundhoo Council	2,752,310	47,690	2,800,000
1306	HDh. Neykurendhoo Council	2,353,601	40,000	2,393,601
1307	HDh. Vaikaradhoo Council	3,273,320	150,000	3,423,320
1308	HDh. Makunudhoo Council	2,554,460	100,000	2,654,460
1309	Sh. Atoll Council	6,348,057	51,000	6,399,057
1310	Sh. Kanditheemu Council	2,861,020	55,000	2,916,020
1311	Sh. Noomaraa Council	1,428,925	3,200	1,432,125
1312	Sh. Goidhoo Council	2,105,309	-	2,105,309
1313	Sh. Feydhoo Council	2,301,492	150,000	2,451,492
1314	Sh. Feevaku Council	2,052,685	9,124	2,061,809
1315	Sh. Bileiyfahee Council	2,208,819	120,000	2,328,819
1316	Sh. Foakaidhoo Council	2,748,701	80,000	2,828,701
1317	Sh. Narudhoo Council	2,511,798	20,000	2,531,798
1318	Sh. Maroshee Council	2,918,845	-	2,918,845
1319	Sh. Lhaimagu Council	1,975,500	24,500	2,000,000

		2019		2019
		Recurrent	Capital	Total
1320	Sh. Komandoo Council	2,436,943	-	2,436,943
1321	Sh. Maaungoodhoo Council	2,326,000	60,000	2,386,000
1322	Sh. Funadhoo Council	3,405,142	34,600	3,439,742
1323	Sh. Milandhoo Council	3,106,792	103,500	3,210,292
1324	N. Atoll Council	5,400,583	-	5,400,583
1325	N. Henbadhoo Council	1,785,949	150,000	1,935,949
1326	N. Kendhikulhudhoo Council	2,689,792	150,000	2,839,792
1327	N. Maalhendhoo Council	1,937,365	-	1,937,365
1328	N. Kudafaree Council	2,083,722	32,600	2,116,322
1329	N. Landhoo Council	2,672,424	150,000	2,822,424
1330	N. Maafaru Council	2,249,813	5,000	2,254,813
1331	N. Lhohee Council	1,569,200	50,000	1,619,200
1332	N. Miladhoo Council	2,532,104	99,000	2,631,104
1333	N. Magoodhoo Council	1,673,661	50,000	1,723,661
1334	N. Manadhoo Council	2,791,338	100,000	2,891,338
1335	N. Holhudhoo Council	2,616,201	150,000	2,766,201
1336	N. Fodhdhoo Council	1,631,563	150,000	1,781,563
1337	N. Velidhoo Council	3,659,527	150,000	3,809,527
1338	R. Atoll Council	6,281,169	-	6,281,169
1339	R. Alifushee Council	2,841,220	149,500	2,990,720
1340	R. Vaadhoo Council	1,777,342	160,200	1,937,542
1341	R. Rasgetheemu Council	2,068,283	100,000	2,168,283
1342	R. Angolhitheemu Council	2,209,112	100,000	2,309,112
1343	R. Hulhudhuffaar Council	2,698,627	-	2,698,627
1344	R. Ungoofaar Council	3,055,373	100,000	3,155,373
1345	R. Dhuvaafaru Council	3,346,177	-	3,346,177
1346	R. Maakurathu Council	2,360,593	193,958	2,554,551
1347	R. Rasmaadhoo Council	2,049,360	55,500	2,104,860
1348	R. Innamaadhoo Council	1,930,993	17,000	1,947,993
1349	R. Maduhvaree Council	2,747,633	9,000	2,756,633
1350	R. Inguraidhoo Council	2,528,612	105,700	2,634,312
1351	R. Meedhoo Council	2,753,822	29,250	2,783,072
1352	R. Fainu Council	1,734,869	150,000	1,884,869
1353	R. Kinolhahu Council	1,993,751	75,200	2,068,951
1354	B. Atoll Council	5,175,012	150,000	5,325,012
1355	B. Kudarikilu Council	2,089,543	100,000	2,189,543

		2019		2019
		Recurrent	Capital	Total
1356	B. Kamadhoo Council	1,744,786	-	1,744,786
1357	B. Kendhoo Council	2,608,809	-	2,608,809
1358	B. Kihaadhoo Council	1,550,235	150,000	1,700,235
1359	B. Dhonfanu Council	1,880,607	50,000	1,930,607
1360	B. Dharavandhoo Council	2,850,588	150,000	3,000,588
1361	B. Maalhohu Council	1,910,868	74,000	1,984,868
1362	B. Eydhafushee Council	3,640,805	80,000	3,720,805
1363	B. Thulhaadhoo Council	2,580,711	30,000	2,610,711
1364	B. Hithaadhoo Council	2,170,890	50,000	2,220,890
1365	B. Fulhadhoo Council	1,109,644	150,000	1,259,644
1366	B. Fehendhoo Council	1,331,776	150,000	1,481,776
1367	B. Goidhoo Council	2,058,894	40,000	2,098,894
1368	Lh. Atoll Council	4,487,832	100,000	4,587,832
1369	Lh. Hinnavaru Council	3,432,620	-	3,432,620
1370	Lh. Naifaru Council	3,874,829	150,000	4,024,829
1371	Lh. Kurendhoo Council	2,655,875	150,000	2,805,875
1372	Lh. Olhuvelifushee Council	1,860,001	150,000	2,010,001
1373	K. Atoll Council	4,489,500	115,000	4,604,500
1279	K. Kaashidhoo Council	3,751,485	150,000	3,901,485
1374	K. Gaafaru Council	2,510,000	25,500	2,535,500
1375	K. Dhiffushee Council	1,933,496	16,504	1,950,000
1376	K. Thulusdhoo Council	2,423,524	76,476	2,500,000
1377	K. Huraa Council	2,619,999	-	2,619,999
1378	K. Himmafushee Council	2,456,261	150,000	2,606,261
1379	K. Gulhee Council	1,612,368	-	1,612,368
1380	K. Maafushee Council	2,499,730	50,000	2,549,730
1381	K. Guraidhoo Council	3,537,756	306,242	3,843,998
1382	AA. Atoll Council	3,973,322	41,078	4,014,400
1383	AA. Thoddoo Council	2,930,000	112,000	3,042,000
1384	AA. Rasdhoo Council	2,750,077	150,000	2,900,077
1385	AA. Ukulhahu Council	3,557,810	226,335	3,784,145
1386	AA. Mathiveree Council	2,601,562	200,000	2,801,562
1387	AA. Bodufolhudhoo Council	2,196,000	-	2,196,000
1388	AA. Feridhoo Council	1,902,752	100,000	2,002,752
1389	AA. Maalhohu Council	2,050,000	-	2,050,000
1390	AA. Himandhoo Council	2,031,500	60,000	2,091,500

		2019		2019
		Recurrent	Capital	Total
1391	ADh. Atoll Council	4,660,000	150,000	4,810,000
1392	ADh. Hanyaameedhoo Council	2,402,514	100,000	2,502,514
1393	ADh. Omadhoo Council	2,267,775	2,000	2,269,775
1394	ADh. Kunburudhoo Council	1,959,000	-	1,959,000
1395	ADh. Mahibadhoo Council	3,173,719	200,000	3,373,719
1396	ADh. Mandhoo Council	1,419,814	100,000	1,519,814
1397	ADh. Dhangethee Council	2,662,460	200,000	2,862,460
1398	ADh. Dhigurashu Council	2,619,999	70,000	2,689,999
1399	ADh. Dhidhdhoo Council	1,546,756	100,000	1,646,756
1400	ADh. Fenfushee Council	2,384,878	195,122	2,580,000
1401	ADh. Maamigilee Council	2,661,400	100,000	2,761,400
1402	V. Atoll Council	3,860,000	100,000	3,960,000
1403	V. Fulidhoo Council	1,736,200	50,000	1,786,200
1404	V. Thinadhoo Council	1,324,514	100,000	1,424,514
1405	V. Felidhoo Council	2,078,807	102,000	2,180,807
1406	V. Keyodhoo Council	2,151,190	53,793	2,204,983
1407	V. Rakeedhoo Council	1,270,001	-	1,270,001
1408	M. Atoll Council	4,322,729	150,000	4,472,729
1409	M. Raiymandhoo Council	1,879,511	150,000	2,029,511
1410	M. Veyvashu Council	2,100,000	100,000	2,200,000
1411	M. Mulaku Council	2,678,916	44,500	2,723,416
1412	M. Mulee Council	2,224,499	100,000	2,324,499
1413	M. Naalaafushee Council	1,781,433	150,000	1,931,433
1414	M. Kolhufushee Council	2,139,203	100,000	2,239,203
1415	M. Dhiggaru Council	2,321,325	150,000	2,471,325
1416	M. Maduvvaree Council	2,126,650	-	2,126,650
1417	F. Atoll Council	5,018,647	100,000	5,118,647
1418	F. Feealee Council	2,662,511	100,000	2,762,511
1419	F. Bileiydhoo Council	2,406,626	100,000	2,506,626
1420	F. Magoodhoo Council	2,974,702	150,000	3,124,702
1421	F. Dharanboodhoo Council	2,219,641	100,000	2,319,641
1422	F. Nilandhoo Council	3,706,223	180,000	3,886,223
1423	Dh. Atoll Council	4,852,129	150,000	5,002,129
1424	Dh. Meedhoo Council	2,672,693	150,000	2,822,693
1425	Dh. Bandidhoo Council	2,288,917	100,000	2,388,917
1426	Dh. Rinbudhoo Council	2,026,112	100,000	2,126,112

		2019		2019
		Recurrent	Capital	Total
1427	Dh. Hulhudhelee Council	2,423,542	150,000	2,573,542
1429	Dh. Maaenboodoo Council	2,555,342	69,000	2,624,342
1430	Dh. Kudahuvadho Council	4,567,245	200,000	4,767,245
1431	Th. Atoll Council	6,057,276	200,000	6,257,276
1432	Th. Burunee Council	1,895,916	86,980	1,982,896
1433	Th. Vilufushee Council	2,890,735	20,465	2,911,200
1434	Th. Madifushee Council	2,574,073	150,000	2,724,073
1435	Th. Dhiyamigilee Council	2,368,096	150,000	2,518,096
1436	Th. Guraidhoo Council	2,670,450	150,000	2,820,450
1437	Th. Kandoodhoo Council	2,209,942	135,000	2,344,942
1438	Th. Vandhoo Council	1,679,174	70,000	1,749,174
1439	Th. Hirilandhoo Council	2,323,479	338,416	2,661,895
1440	Th. Gaadhiffushee Council	1,410,838	120,000	1,530,838
1441	Th. Thimarafushee Council	3,014,193	-	3,014,193
1442	Th. Veymandoo Council	2,191,091	50,000	2,241,091
1443	Th. Kinbidhoo Council	2,061,668	100,000	2,161,668
1444	Th. Omadhoo Council	2,207,209	35,000	2,242,209
1445	L. Atoll Council	5,964,653	195,000	6,159,653
1446	L. Isdhoo Council	2,138,013	-	2,138,013
1447	L. Dhanbidhoo Council	1,950,813	150,000	2,100,813
1448	L. Maabaidhoo Council	2,506,917	50,000	2,556,917
1449	L. Mundoo Council	1,716,347	70,000	1,786,347
1450	L. Gamu Council	6,380,860	50,000	6,430,860
1451	L. Maavashu Council	2,767,434	230,000	2,997,434
1452	L. Fonadhoo Council	3,689,505	200,000	3,889,505
1454	L. Maamendhoo Council	1,948,229	100,000	2,048,229
1455	L. Hithadhoo Council	2,239,589	-	2,239,589
1456	L. Kunahandhoo Council	2,027,486	150,000	2,177,486
1508	L. Kalaidhoo Council	2,565,958	150,000	2,715,958
1457	GA. Atoll Council	4,784,849	200,000	4,984,849
1458	GA. Kolamaafushee Council	2,373,256	150,000	2,523,256
1459	GA. Vilingilee Council	4,275,079	150,000	4,425,079
1460	GA. Maamendhoo Council	2,781,085	150,000	2,931,085
1461	GA. Nilandhoo Council	2,012,805	397,000	2,409,805
1462	GA. Dhaandhoo Council	2,676,006	150,000	2,826,006
1463	GA. Dhevvadhoo Council	2,263,642	150,000	2,413,642

		2019		2019
		Recurrent	Capital	Total
1464	GA. Kondey Council	1,433,273	150,000	1,583,273
1465	GA. Gemanafushee Council	2,887,627	150,000	3,037,627
1466	GA. Kanduhulhudo Council	1,673,413	4,000	1,677,413
1278	GDh. Atoll Council	5,914,142	66,500	5,980,642
1467	GDh. Madavelee Council	3,227,287	150,000	3,377,287
1468	GDh. Hoadedhdoo Council	2,384,696	52,200	2,436,896
1469	GDh. Nadalla Council	2,413,450	150,000	2,563,450
1470	GDh. Gadhhdoo Council	3,582,221	150,000	3,732,221
1471	GDh. Rathafandhoo Council	2,157,767	150,000	2,307,767
1472	GDh. Vaadhoo Council	2,171,159	150,000	2,321,159
1473	GDh. Fiyoo Council	2,369,346	-	2,369,346
1474	GDh. Faresmaathodaa Council	2,682,200	37,500	2,719,700
1475	GDh. Thinadhoo Council	4,521,433	150,000	4,671,433

5.7 ECONOMIC CLASSIFICATION OF GRANTS EXPENDITURE 2017-2021

(IN MVR)

	2017		2018		2019		2020		2021	
	Actuals		Revised				Approved			
	Mrf	%	Mrf	%	Mrf	%	Mrf	%	Mrf	%
RECURRENT EXPENDITURE	153.0	51.8	101.3	17.2	102.6	13.5	89.0	10.4	89.1	15.6
CAPITAL EXPENDITURE	142.2	48.2	486.5	82.8	654.7	86.5	767.6	89.6	482.4	84.4
TOTAL BUDGET	295.2	100.0	587.7	100.0	757.3	100.0	856.6	100.0	571.5	100.0
RECURRENT EXPENDITURE	153.0	51.8	101.3	17.2	102.6	13.5	89.0	10.4	89.1	15.6
210 Personal Emoluments	23.0	7.8	11.9	2.0	5.8	0.8	5.8	0.7	5.8	1.0
213 Pensions, Retirement Benefits and Gratuities	1.2	0.4	0.1	0.0	0.1	0.0	0.1	0.0	0.1	0.0
221 Travel Expenses	20.8	7.1	4.0	0.7	3.7	0.5	3.7	0.4	3.7	0.7
222 Supplies and Requisites	0.8	0.3	0.5	0.1	0.3	0.0	0.3	0.0	0.3	0.1
223 Operational Services	58.9	19.9	79.1	13.5	85.4	11.3	71.8	8.4	71.9	12.6
224 Supplies and Requisites for Service Provision	0.6	0.2	-	-	-	-	-	-	-	-
225 Training	46.4	15.7	4.0	0.7	6.9	0.9	6.9	0.8	7.0	1.2
226 Repairs and Maintenance	1.3	0.4	1.7	0.3	0.3	0.0	0.3	0.0	0.3	0.0
228 Grants, Contributions and Subsidies	0.1	0.0	0.0	0.0	-	-	-	-	-	-
281 Payments against losses and right-offs	0.0	0.0	-	-	-	-	-	-	-	-
CAPITAL EXPENDITURE	142.2	48.2	486.5	82.8	654.7	86.5	767.6	89.6	482.4	84.4
291 Development Projects	42.1	14.3	-	-	-	-	-	-	-	-
421 Land and Buildings	74.1	25.1	72.3	12.3	211.4	27.9	26.5	3.1	2.3	0.4
422 Infrastructure Assets	14.2	4.8	412.5	70.2	442.7	58.5	740.5	86.4	479.5	83.9
423 Capital Equipment	11.8	4.0	1.7	0.3	0.6	0.1	0.6	0.1	0.6	0.1
210 Personal Emoluments	23.0	7.8	11.9	2.0	5.8	0.8	5.8	0.7	5.8	1.0
211 Salaries and Wages	22.7	7.7	10.9	1.9	4.9	0.6	4.9	0.6	4.9	0.9
212 Allowances	0.3	0.1	1.0	0.2	1.0	0.1	1.0	0.1	1.0	0.2
211 Salaries and Wages	22.7	7.7	10.9	1.9	4.9	0.6	4.9	0.6	4.9	0.9
211001 Salaries and Wages	22.7	7.7	10.9	1.9	4.8	0.6	4.8	0.6	4.8	0.8
211002 Overtime Pay	0.0	0.0	0.0	0.0	0.0	0.0	0.0	0.0	0.0	0.0
212 Allowances	0.3	0.1	1.0	0.2	1.0	0.1	1.0	0.1	1.0	0.2
212005 Ramazan Allowance	0.1	0.0	0.1	0.0	0.1	0.0	0.1	0.0	0.1	0.0
212009 Special Allowance for The Post	-	-	0.3	0.0	0.3	0.0	0.3	0.0	0.3	0.0
212014 Dependants' Allowance	-	-	0.2	0.0	0.2	0.0	0.2	0.0	0.2	0.0
212024 Phone Allowance	-	-	0.0	0.0	0.0	0.0	0.0	0.0	0.0	0.0
212025 Risk Allowance	0.0	0.0	0.0	0.0	0.0	0.0	0.0	0.0	0.0	0.0
212027 Service Allowance	0.1	0.0	0.3	0.1	0.3	0.0	0.3	0.0	0.3	0.1
212999 Other Allowances	0.1	0.0	0.1	0.0	0.1	0.0	0.1	0.0	0.1	0.0
213 Pensions, Retirement Benefits and Gratuities	1.2	0.4	0.1	0.0	0.1	0.0	0.1	0.0	0.1	0.0
213006 Contribution to the retirement pension scheme	1.2	0.4	0.1	0.0	0.1	0.0	0.1	0.0	0.1	0.0
221 Travel Expenses	20.8	7.1	4.0	0.7	3.7	0.5	3.7	0.4	3.7	0.7
221001 Travelling Expenses - Local Sea Travel	0.9	0.3	0.1	0.0	0.2	0.0	0.2	0.0	0.2	0.0
221002 Travelling Expenses - Local Land Travel	0.0	0.0	0.0	0.0	-	-	-	-	-	-
221003 Travelling Expenses - Local Air Travel	3.0	1.0	0.6	0.1	1.1	0.1	1.1	0.1	1.1	0.2
221004 Travelling Expenses - Overseas	13.2	4.5	2.7	0.5	2.1	0.3	2.1	0.2	2.1	0.4
221005 Travelling Expenses for Foreigners	0.0	0.0	0.5	0.1	0.4	0.1	0.4	0.0	0.4	0.1

		2017		2018		2019		2020		2021	
		Actuals		Revised		Mrf	%	Approved		Mrf	%
		Mrf	%	Mrf	%			Mrf	%		
221999	Other Travelling Expenses	3.6	1.2	-	-	-	-	-	-	-	-
222	Supplies and Requisites	0.8	0.3	0.5	0.1	0.3	0.0	0.3	0.0	0.3	0.1
222001	Stationery and Office Requisites	0.6	0.2	0.3	0.0	0.3	0.0	0.3	0.0	0.3	0.1
222002	IT Related Materials	0.1	0.0	0.1	0.0	0.0	0.0	0.0	0.0	0.0	0.0
222005	Electrical Items	0.0	0.0	0.0	0.0	0.0	0.0	0.0	0.0	0.0	0.0
222006	Spare Parts	0.0	0.0	-	-	-	-	-	-	-	-
222007	Materials for Uniforms	0.0	0.0	0.0	0.0	-	-	-	-	-	-
222008	Supplies for Office Cleaning	0.0	0.0	-	-	-	-	-	-	-	-
222009	Utensils and Accessories	0.0	0.0	0.0	0.0	-	-	-	-	-	-
222999	Other Administrative Supplies	0.0	0.0	0.1	0.0	-	-	-	-	-	-
223	Operational Services	58.9	19.9	79.1	13.5	85.4	11.3	71.8	8.4	71.9	12.6
223001	Telephone, Fax and Telex	0.0	0.0	0.0	0.0	0.0	0.0	0.0	0.0	0.0	0.0
223002	Electricity	0.6	0.2	0.0	0.0	0.0	0.0	0.0	0.0	0.0	0.0
223003	Water and Sanitation Services	0.0	0.0	0.0	0.0	0.0	0.0	0.0	0.0	0.0	0.0
223004	Leased Line and Internet	-	-	0.0	0.0	-	-	-	-	-	-
223005	Building rent and Land rent	-	-	0.2	0.0	-	-	-	-	-	-
223006	Hire Charges	0.2	0.1	-	-	-	-	-	-	-	-
223007	Security and Safeguarding Services	0.1	0.0	-	-	-	-	-	-	-	-
223009	Postage and Message	0.0	0.0	0.0	0.0	0.0	0.0	0.0	0.0	0.0	0.0
223010	Announcements, Subscriptions and Advertisements	0.0	0.0	0.0	0.0	0.0	0.0	0.0	0.0	0.0	0.0
223011	Carriage and Conveyance	0.1	0.0	0.0	0.0	0.0	0.0	0.0	0.0	0.0	0.0
223012	Meeting or Seminar Related Expenses	6.1	2.1	1.8	0.3	1.7	0.2	1.7	0.2	1.7	0.3
223013	National Competitions and Ceremonies	3.2	1.1	2.5	0.4	2.4	0.3	2.4	0.3	2.4	0.4
223014	Social Development Programmes	8.7	2.9	4.8	0.8	12.9	1.7	13.0	1.5	13.1	2.3
223016	Consultancy, Translation & Other Related Services	36.7	12.4	10.5	1.8	3.5	0.5	3.5	0.4	3.5	0.6
223017	Expenses on Foreign Dignitaries	0.0	0.0	0.0	0.0	-	-	-	-	-	-
223018	Visa, Workpermit Fees of Expatriate Staff	0.1	0.0	0.0	0.0	0.0	0.0	0.0	0.0	0.0	0.0
223020	Printing Services	0.6	0.2	0.2	0.0	0.1	0.0	0.1	0.0	0.1	0.0
223023	Expenses on International & Local Fairs	0.6	0.2	0.1	0.0	0.1	0.0	0.1	0.0	0.1	0.0
223024	Bank Charges and Commission	0.3	0.1	0.2	0.0	0.0	0.0	0.0	0.0	0.0	0.0
223025	Insurance	0.0	0.0	0.0	0.0	0.0	0.0	0.0	0.0	0.0	0.0
223999	Other Administrative Services	1.4	0.5	58.8	10.0	64.8	8.6	51.1	6.0	51.1	8.9
224	Supplies and Requisites for Service Provision	0.6	0.2	0.0	0.0	0.0	0.0	0.0	0.0	0.0	0.0
224001	Medical Consumables	0.6	0.2	-	-	-	-	-	-	-	-
224999	Other Operational Consumables	0.0	0.0	-	-	-	-	-	-	-	-
225	Training	46.4	15.7	4.0	0.7	6.9	0.9	6.9	0.8	7.0	1.2
225001	Scholarship and Fellowship Assistance	4.2	1.4	0.1	0.0	-	-	-	-	-	-
225002	Short Course Fees and Expenses - Overseas Training	5.5	1.9	0.2	0.0	0.5	0.1	0.5	0.1	0.5	0.1
225003	Workshops Related Expenses	5.8	2.0	3.3	0.6	4.7	0.6	4.7	0.5	4.7	0.8
225004	Course Fees and Related Expenses - Local Training	0.1	0.0	-	-	-	-	-	-	-	-
225005	Conducting Training Courses	10.5	3.6	0.3	0.1	1.7	0.2	1.8	0.2	1.8	0.3
225006	Staff training	20.4	6.9	0.0	0.0	0.0	0.0	0.0	0.0	0.0	0.0
226	Repairs and Maintenance	1.3	0.4	1.7	0.3	0.3	0.0	0.3	0.0	0.3	0.0
226002	Repairs - Non-Residential Buildings	1.2	0.4	0.6	0.1	0.3	0.0	0.3	0.0	0.3	0.0
226005	Repairs - Wharves, Ports and Harbours	-	-	1.0	0.2	-	-	-	-	-	-
226008	Repairs - Other Infrastructure	(0.0)	(0.0)	-	-	-	-	-	-	-	-
226009	Repairs - Furniture and Fittings	0.0	0.0	-	-	-	-	-	-	-	-

		2017		2018		2019		2020		2021	
		Actuals		Revised				Approved			
		Mrf	%	Mrf	%	Mrf	%	Mrf	%	Mrf	%
226010	Repairs - Machinery and Equipment	0.0	0.0	-	-	-	-	-	-	-	-
226012	Repairs - Communication Infrastructure	-	-	0.1	0.0	-	-	-	-	-	-
226014	Repairs - IT-Related Hardware	0.0	0.0	0.0	0.0	0.0	0.0	0.0	0.0	0.0	0.0
228	Grants, Contributions and Subsidies	0.1	0.0	0.0	0.0	0.0	0.0	0.0	0.0	0.0	0.0
228004	Awards	0.1	0.0	0.0	0.0	-	-	-	-	-	-
228005	Indemnities and Relief Against Natural Calamities	0.0	0.0	-	-	-	-	-	-	-	-
281	Payments against losses and right-offs	0.0	0.0	0.0	0.0	0.0	0.0	0.0	0.0	0.0	0.0
281003	Losses on Exchange Rates	0.0	0.0	-	-	-	-	-	-	-	-
291	Development Projects	42.1	14.3	0.0	0.0	0.0	0.0	0.0	0.0	0.0	0.0
291001	Local Components for Foreign Assisted Projects	1.3	0.4	-	-	-	-	-	-	-	-
291002	Implementation Costs of Foreign Assisted Projects	40.8	13.8	-	-	-	-	-	-	-	-
291003	Other Economic Development Expenditure from Government Budget	0.0	0.0	-	-	-	-	-	-	-	-
421	Land and Buildings	74.1	25.1	72.3	12.3	211.4	27.9	26.5	3.1	2.3	0.4
421003	Non-Residential Buildings	74.1	25.1	72.3	12.3	211.4	27.9	26.5	3.1	2.3	0.4
422	Infrastructure Assets	14.2	4.8	412.5	70.2	442.7	58.5	740.5	86.4	479.5	83.9
422003	Wharves, Ports and Harbours	-	-	13.0	2.2	37.5	4.9	45.5	5.3	45.5	8.0
422004	Water and Sanitation Systems	2.1	0.7	21.6	3.7	155.6	20.5	417.1	48.7	137.1	24.0
422005	Electricity Systems	-	-	193.1	32.8	176.7	23.3	206.0	24.0	225.0	39.4
422999	Other Infrastructure	12.1	4.1	184.8	31.4	72.9	9.6	71.9	8.4	71.9	12.6
423	Capital Equipment	11.8	4.0	1.7	0.3	0.6	0.1	0.6	0.1	0.6	0.1
423001	Furniture and Fittings	0.4	0.1	0.1	0.0	0.1	0.0	0.1	0.0	0.1	0.0
423002	Machinery and Equipment	4.9	1.7	1.2	0.2	0.5	0.1	0.5	0.1	0.5	0.1
423004	Tools, Instruments, Apparatus	0.0	0.0	0.0	0.0	-	-	-	-	-	-
423005	Reference Books and Exhibition Goods	0.0	0.0	-	-	-	-	-	-	-	-
423006	Communication Infrastructure	0.0	0.0	-	-	-	-	-	-	-	-
423007	Computer Software	0.4	0.1	0.1	0.0	-	-	-	-	-	-
423008	IT-Related Hardware	5.5	1.9	0.2	0.0	0.1	0.0	0.1	0.0	0.1	0.0
423999	Other Equipment	0.5	0.2	-	-	-	-	-	-	-	-
451012	Minor Extensions to Non-Residential Buildings	-	-	0.0	0.0	-	-	-	-	-	-

5.8 GRANT EXPENDITURE BY OFFICE 2017-2021

(IN MVR)

	2017	2018	2019	2020	2021
	Actual	Revised	Approved		
Total	295,162,492	587,727,459	757,307,901	856,617,102	571,523,071
S06 Civil Service Commission	141,590	-	-	-	-
1256 Civil Service Commission	141,590	-	-	-	-
S07 Human Rights Commission	13,490	6,120	-	-	-
1246 Human Rights Commission	13,490	6,120	-	-	-
S08 Anti-Corruption Commission	580,732	50,000	350,000	350,000	350,000
1245 Anti-Corruption Commission	580,732	50,000	350,000	350,000	350,000
S11 Maldives Inland revenue Authority	37,017	11,295	10,000	10,000	10,000
1009 Maldives Inland revenue Authority	37,017	11,295	10,000	10,000	10,000
S13 Maldives Media Council	64,571	-	-	-	-
1270 Maldives Media Council	64,571	-	-	-	-
S16 Local Government Authority	-	82,093	-	-	-
1276 Local Government Authority	-	82,093	-	-	-
S44 Family Protection Authority	202,069	147,662	100,000	100,000	100,000
1505 Family Protection Authority	202,069	147,662	100,000	100,000	100,000
S20 Ministry of Finance	30,144,055	57,136,172	61,137,271	39,295,500	27,738,000
1272 Ministry of Finance	30,144,055	57,136,172	61,137,271	39,295,500	27,738,000
S21 Ministry of Defense	628,616	426,249	331,418	331,418	331,418
1012 Ministry of Defence	8,213	1,000	-	-	-
1014 National Disaster Management Centre	620,403	425,249	331,418	331,418	331,418
S45 Maldives National Defense Force	1,900,000	-	-	-	-
1013 Maldives National Defense Force	1,900,000	-	-	-	-
S22 Ministry of Home Affairs	59,273	117,290	350,000	350,000	350,000
1016 Ministry of Home Affairs	-	87,290	150,000	150,000	150,000
1057 Juvenile Justice Unit	59,273	30,000	200,000	200,000	200,000
S39 Maldives Police Services	1,793,020	532,772	980,000	1,030,000	1,080,000
1027 Maldives Police Service	1,793,020	532,772	980,000	1,030,000	1,080,000
S40 Maldives Customs Services	46,804	14,925	5,000	5,000	5,000
1008 Maldives Customs Service	46,804	14,925	5,000	5,000	5,000
S23 Ministry of Education	49,451,072	44,410,307	4,356,191	3,347,760	3,347,760
1058 Ministry of Education	2,260,298	4,578,575	2,297,760	2,297,760	2,297,760
1500 National Institute of Education	1,513,447	34,152	50,000	50,000	50,000
1518 Quality Assurance Department	897,904	1,412,000	1,000,000	1,000,000	1,000,000
1062 MOE / Atoll School Construction	44,779,423	38,385,580	1,008,431	-	-
S48 Ministry of Higher Education	-	-	3,467,250	11,557,500	23,115,000
1129 Ministry of Higher Education	-	-	3,467,250	11,557,500	23,115,000

		2017	2018	2019	2020	2021
		Actual	Revised		Approved	
S24	Maldives Islamic University	1,604,817	138,243	1,000,000	1,000,000	1,000,000
1141	Maldives Islamic University	1,604,817	138,243	1,000,000	1,000,000	1,000,000
S25	Maldives National University	83,263	9,871,805	37,702,040	24,490,214	2,255,678
1130	Maldives National University	83,263	9,871,805	37,702,040	24,490,214	2,255,678
S26	Ministry of Foreign Affairs	361,579	1,317,168	200,000	200,000	200,000
1147	Ministry of Foreign Affairs	361,579	1,317,168	200,000	200,000	200,000
S27	Ministry of Health	10,833,297	5,398,632	15,306,773	15,406,773	15,506,773
1163	Ministry of Health	624,634	-	5,000,000	5,050,000	5,100,000
1164	Health Protection Agency	10,191,985	5,398,632	10,306,773	10,356,773	10,406,773
1191	Maldives Food & Drug Authority	16,678	-	-	-	-
S42	Dharumavantha Group of Hospitals	3,708,109	310,000	-	-	-
1166	Indira Gandhi Memorial Hospital	3,708,109	310,000	-	-	-
S41	National Social Protection Agency	197,361	62,700	30,000	30,000	30,000
1250	National Social Protection Agency	197,361	62,700	30,000	30,000	30,000
S28	Ministry of Economic Development	23,950,805	6,043,656	2,205,697	2,205,697	2,205,697
1202	Ministry of Economic Development	23,950,805	6,043,656	2,205,697	2,205,697	2,205,697
S50	Ministry of Transport & Civil Aviation	481,801	20,000	-	-	-
1232	Transport Authority	481,801	20,000	-	-	-
S52	Ministry of Arts, Culture and Heritage	1,319,063	456,718	-	-	-
1271	Department of Heritage	85,680	446,618	-	-	-
1210	National Library	1,233,383	10,100	-	-	-
S31	Ministry of National Planning and Infrastructure	72,159,028	72,970,309	191,196,819	21,576,819	21,576,819
1224	Ministry of National Planning and Infrastructure	71,358,309	72,590,329	190,996,819	21,376,819	21,376,819
1011	National Bureau of Statistics	800,719	379,980	200,000	200,000	200,000
S51	Ministry of Communication, Science and Technology	645,736	1,056,197	-	-	-
1238	National Centre For Information Technology	645,736	1,056,197	-	-	-
S32	Ministry of Fisheries, Marine Resources and Agriculture	11,721,122	104,915,276	38,714,975	36,664,992	34,615,010
1233	Ministry of Fisheries, Marine Resources and Agriculture	11,721,122	104,915,276	38,714,975	36,664,992	34,615,010
S33	Ministry of Islamic Affairs	20,552,273	9,498,600	2,917,000	2,917,000	2,917,000
1240	Ministry of Islamic Affairs	9,800,084	40,000	30,000	30,000	30,000
1241	Center for the Holy Quran	10,752,189	9,458,600	2,887,000	2,887,000	2,887,000
S34	Ministry of Environment	59,460,303	271,566,395	393,885,592	692,686,554	431,727,041
1229	Ministry of Environment	58,151,953	271,228,887	393,785,592	692,586,554	431,627,041
1228	Maldives Meteorological Service	447,915	-	-	-	-
1230	Maldives energy Authority	-	43,820	-	-	-
1231	Environmental Protection Agency	860,435	293,688	100,000	100,000	100,000
S36	Ministry Of Gender, Family and Social Services	3,021,626	1,166,875	3,061,875	3,061,875	3,061,875
1510	Ministry Of Gender, Family and Social Services	2,979,419	1,166,875	3,061,875	3,061,875	3,061,875
1192	National Drug Agency	42,207	-	-	-	-

5.9 ECONOMIC CLASSIFICATION OF TRUST FUND EXPENDITURE 2017 - 2021

(IN MVR)

	2017		2018		2019		2020		2021	
	Actual		Revised		Mrf	%	Approved		Mrf	%
	Mrf	%	Mrf	%			Mrf	%		
RECURRENT EXPENDITURE	168.9	96.4	136.0	68.2	106.6	84.8	107.3	94.3	107.1	99.7
CAPITAL EXPENDITURE	6.3	3.6	63.5	31.8	19.1	15.2	6.5	5.7	0.3	0.3
TOTAL BUDGET	175.2	100.0	199.5	100.0	125.7	100.0	113.8	100.0	107.5	100.0
RECURRENT EXPENDITURE	168.9	96.4	136.0	68.2	106.6	84.8	107.3	94.3	107.1	99.7
210 Personal Emoluments	22.4	12.8	23.5	11.8	6.9	5.5	6.9	6.0	6.9	6.4
213 Pensions, Retirement Benefits and Gratuities	0.4	0.2	0.1	0.0	0.2	0.1	0.2	0.1	0.2	0.2
221 Travel Expenses	3.1	1.8	1.5	0.7	1.2	1.0	1.2	1.1	1.3	1.2
222 Supplies and Requisites	1.6	0.9	0.6	0.3	0.6	0.5	0.6	0.6	0.6	0.6
223 Operational Services	27.5	15.7	17.8	8.9	13.6	10.9	13.8	12.1	13.9	12.9
224 Supplies and Requisites for Service Provision	0.7	0.4	0.3	0.1	0.2	0.2	0.2	0.2	0.2	0.2
225 Training	8.7	5.0	11.5	5.8	5.0	4.0	5.0	4.4	5.0	4.7
226 Repairs and Maintenance	6.7	3.8	5.0	2.5	0.8	0.7	1.3	1.2	0.8	0.8
228 Grants, Contributions and Subsidies	98.0	55.9	75.8	38.0	78.0	62.1	78.1	68.6	78.2	72.8
CAPITAL EXPENDITURE	6.3	3.6	63.5	31.8	19.1	15.2	6.5	5.7	0.3	0.3
421 Land and Buildings	1.8	1.0	4.5	2.3	18.8	14.9	6.1	5.4	-	-
423 Capital Equipment	4.4	2.5	3.5	1.7	0.3	0.3	0.4	0.3	0.3	0.3
440 Investment Outlays	0.0	0.0	-	-	-	-	-	-	-	-
730 Loan Outlay	-	-	55.5	27.8	-	-	-	-	-	-
210 Personal Emoluments	22.4	12.8	23.5	11.8	6.9	5.5	6.9	6.0	6.9	6.4
211 Salaries and Wages	7.6	4.3	8.9	4.5	4.3	3.4	4.3	3.8	4.3	4.0
212 Allowances	14.9	8.5	14.6	7.3	2.6	2.1	2.6	2.3	2.6	2.4
211 Salaries and Wages	7.6	4.3	8.9	4.5	4.3	3.4	4.3	3.8	4.3	4.0
211001 Salaries and Wages	7.2	4.1	8.8	4.4	4.2	3.3	4.2	3.7	4.2	3.9
211002 Overtime Pay	0.4	0.2	0.1	0.0	0.1	0.1	0.1	0.1	0.1	0.1
212 Allowances	14.9	8.5	14.6	7.3	2.6	2.1	2.6	2.3	2.6	2.4
212001 Pocket Money	0.0	0.0	-	-	-	-	-	-	-	-
212005 Ramazan Allowance	0.3	0.2	0.4	0.2	0.2	0.2	0.2	0.2	0.2	0.2
212008 Salary Increment	0.0	0.0	0.0	0.0	-	-	-	-	-	-
212009 Special Allowance for The Post	4.6	2.6	5.0	2.5	0.2	0.2	0.2	0.2	0.2	0.2
212011 Committee Allowance	0.6	0.3	0.5	0.2	0.0	0.0	0.0	0.0	0.0	0.0
212014 Dependants' Allowance	0.2	0.1	0.2	0.1	-	-	-	-	-	-
212015 Holiday Allowance	0.2	0.1	0.0	0.0	0.0	0.0	0.0	0.0	0.0	0.0
212017 Annual Leave Cancellation Allowance	0.0	0.0	-	-	-	-	-	-	-	-
212020 Religious Service Allowance	1.8	1.0	0.2	0.1	0.3	0.2	0.3	0.2	0.3	0.2
212021 Shift Duty Allowance	0.3	0.1	0.3	0.1	0.1	0.1	0.1	0.1	0.1	0.1
212023 Exclusive Job Allowance	2.0	1.1	2.0	1.0	0.2	0.1	0.2	0.1	0.2	0.1
212024 Phone Allowance	0.0	0.0	0.0	0.0	0.0	0.0	0.0	0.0	0.0	0.0
212025 Risk Allowance	1.0	0.6	1.2	0.6	0.1	0.1	0.1	0.1	0.1	0.1

	2017		2018		2019		2020		2021	
	Actual		Revised				Approved			
	Mrf	%	Mrf	%	Mrf	%	Mrf	%	Mrf	%
212027 Service Allowance	1.9	1.1	1.9	1.0	0.4	0.4	0.4	0.4	0.4	0.4
212999 Other Allowances	2.1	1.2	2.8	1.4	1.1	0.8	1.1	0.9	1.1	1.0
213 Pensions, Retirement Benefits and Gratuities	0.4	0.2	0.1	0.0	0.2	0.1	0.2	0.1	0.2	0.2
213001 Pensions	0.3	0.2	-	-	-	-	-	-	-	-
213006 Contribution to the retirement pension scheme	0.1	0.1	0.1	0.0	0.2	0.1	0.2	0.1	0.2	0.2
221 Travel Expenses	3.1	1.8	1.5	0.7	1.2	1.0	1.2	1.1	1.3	1.2
221001 Travelling Expenses - Local Sea Travel	0.9	0.5	0.1	0.1	0.2	0.2	0.2	0.2	0.2	0.2
221002 Travelling Expenses - Local Land Travel	0.0	0.0	0.0	0.0	0.0	0.0	0.0	0.0	0.0	0.0
221003 Travelling Expenses - Local Air Travel	0.5	0.3	0.3	0.2	0.5	0.4	0.6	0.5	0.6	0.5
221004 Travelling Expenses - Overseas	1.7	1.0	1.0	0.5	0.5	0.4	0.5	0.4	0.5	0.4
221005 Travelling Expenses for Foreigners	0.0	0.0	-	-	-	-	-	-	-	-
221999 Other Travelling Expenses	-	-	0.0	0.0	0.0	0.0	0.0	0.0	0.0	0.0
222 Supplies and Requisites	1.6	0.9	0.6	0.3	0.6	0.5	0.6	0.6	0.6	0.6
222001 Stationery and Office Requisites	0.2	0.1	0.1	0.1	0.1	0.1	0.1	0.1	0.1	0.1
222002 IT Related Materials	0.2	0.1	0.1	0.0	0.1	0.0	0.1	0.0	0.1	0.1
222003 Fuel and Lubricants	0.7	0.4	0.0	0.0	0.1	0.1	0.1	0.1	0.1	0.1
222004 Meals for Employees During Office Hours	0.1	0.0	0.0	0.0	0.0	0.0	0.0	0.0	0.0	0.0
222005 Electrical Items	0.0	0.0	0.1	0.0	0.1	0.0	0.1	0.1	0.1	0.1
222006 Spare Parts	0.1	0.1	0.0	0.0	0.0	0.0	0.0	0.0	0.0	0.0
222007 Materials for Uniforms	0.1	0.0	-	-	-	-	-	-	-	-
222008 Supplies for Office Cleaning	0.0	0.0	0.0	0.0	0.1	0.0	0.1	0.0	0.1	0.0
222009 Utensils and Accessories	0.0	0.0	0.0	0.0	0.0	0.0	0.0	0.0	0.0	0.0
222011 Curtains, Table Cloths Etc	0.0	0.0	0.0	0.0	-	-	-	-	-	-
222999 Other Administrative Supplies	0.3	0.2	0.2	0.1	0.2	0.1	0.2	0.1	0.2	0.2
223 Operational Services	27.5	15.7	17.8	8.9	13.6	10.9	13.8	12.1	13.9	12.9
223001 Telephone, Fax and Telex	0.0	0.0	0.1	0.0	0.0	0.0	0.0	0.0	0.0	0.0
223002 Electricity	0.9	0.5	0.6	0.3	0.6	0.5	0.6	0.5	0.6	0.5
223003 Water and Sanitation Services	1.0	0.6	1.2	0.6	1.1	0.9	1.1	1.0	1.1	1.1
223004 Leased Line and Internet	0.3	0.2	0.3	0.1	0.2	0.1	0.2	0.2	0.2	0.2
223005 Building rent and Land rent	0.2	0.1	0.2	0.1	0.2	0.1	0.2	0.1	0.2	0.1
223006 Hire Charges	0.0	0.0	0.0	0.0	0.0	0.0	0.0	0.0	0.0	0.0
223007 Security and Safeguarding Services	0.9	0.5	0.9	0.5	1.1	0.8	1.1	0.9	1.1	1.0
223008 Cleaning Services and Waste Disposal	0.7	0.4	0.7	0.3	0.6	0.5	0.6	0.6	0.6	0.6
223009 Postage and Message	0.0	0.0	0.0	0.0	0.0	0.0	0.0	0.0	0.0	0.0
223010 Announcements, Subscriptions and Advertisements	0.1	0.0	-	-	0.0	0.0	0.0	0.0	0.0	0.0
223011 Carriage and Conveyance	0.0	0.0	0.1	0.1	0.1	0.0	0.1	0.0	0.1	0.0
223012 Meeting or Seminar Related Expenses	3.6	2.0	2.0	1.0	1.9	1.5	1.9	1.7	1.9	1.8
223013 National Competitions and Ceremonies	6.6	3.8	4.5	2.3	4.6	3.7	4.7	4.1	4.7	4.4
223014 Social Development Programmes	2.3	1.3	2.0	1.0	0.4	0.3	0.4	0.3	0.4	0.4
223015 Examination Related Expenses	0.1	0.0	0.1	0.1	0.1	0.0	0.1	0.1	0.1	0.1
223016 Consultancy, Translation & Other Related Services	3.5	2.0	3.5	1.8	2.1	1.6	2.1	1.8	2.1	1.9
223017 Expenses on Foreign Dignitaries	0.4	0.3	0.6	0.3	0.1	0.0	0.1	0.1	0.1	0.1

	2017		2018		2019		2020		2021	
	Actual		Revised		Mrf	%	Approved		Mrf	%
	Mrf	%	Mrf	%			Mrf	%		
223018 Visa, Workpermit Fees of Expatriate Staff	0.0	0.0	-	-	-	-	-	-	-	-
223019 Annual Fees to Government	-	-	0.0	0.0	-	-	-	-	-	-
223020 Printing Services	0.6	0.4	0.2	0.1	0.0	0.0	0.0	0.0	0.0	0.0
223021 Laundry Services	-	-	-	-	0.0	0.0	0.0	0.0	0.0	0.0
223023 Expenses on International & Local Fairs	-	-	-	-	0.1	0.0	0.1	0.0	0.1	0.0
223024 Bank Charges and Commission	0.1	0.1	0.1	0.0	0.0	0.0	0.0	0.0	0.0	0.0
223025 Insurance	0.2	0.1	0.1	0.1	0.1	0.1	0.1	0.1	0.1	0.1
223999 Other Administrative Services	5.7	3.3	0.6	0.3	0.6	0.5	0.6	0.5	0.6	0.6
224 Supplies and Requisites for Service Provision	0.7	0.4	0.3	0.1	0.2	0.2	0.2	0.2	0.2	0.2
224001 Medical Consumables	0.3	0.2	0.1	0.0	-	-	-	-	-	-
224011 Educational Consumables	0.2	0.1	0.1	0.1	0.1	0.1	0.1	0.1	0.1	0.1
224021 Provision of food to people under arrest and detention	0.0	0.0	0.0	0.0	-	-	-	-	-	-
224022 Other Material for people under arres and detention	0.1	0.0	0.1	0.0	0.1	0.1	0.1	0.1	0.1	0.1
225 Training	8.7	5.0	11.5	5.8	5.0	4.0	5.0	4.4	5.0	4.7
225001 Scholarship and Fellowship Assistance	2.4	1.4	0.1	0.1	0.2	0.2	0.2	0.2	0.2	0.2
225002 Short Course Fees and Expenses - Overseas Training	0.4	0.2	0.2	0.1	0.2	0.1	0.2	0.1	0.2	0.1
225003 Workshops Related Expenses	0.9	0.5	8.0	4.0	1.5	1.2	1.5	1.3	1.5	1.4
225004 Course Fees and Related Expenses - Local Training	0.1	0.0	0.0	0.0	-	-	-	-	-	-
225005 Conducting Training Courses	2.5	1.4	3.1	1.6	3.1	2.5	3.1	2.8	3.1	2.9
225006 Staff training	2.4	1.4	0.1	0.0	-	-	-	-	-	-
226 Repairs and Maintenance	6.7	3.8	5.0	2.5	0.8	0.7	1.3	1.2	0.8	0.8
226001 Repairs - Residential Buildings	0.2	0.1	0.3	0.2	0.1	0.1	0.1	0.1	0.1	0.1
226002 Repairs - Non-Residential Buildings	5.9	3.3	3.3	1.6	0.1	0.1	0.1	0.1	0.1	0.1
226003 Repairs - Roads and Bridges	0.1	0.1	0.0	0.0	0.1	0.1	0.1	0.1	0.1	0.1
226005 Repairs - Wharves, Ports and Harbours	-	-	0.0	0.0	0.1	0.0	0.1	0.0	0.1	0.0
226006 Repairs - Water and Sanitation Systems	0.1	0.0	0.1	0.1	0.0	0.0	0.0	0.0	0.0	0.0
226007 Repairs - Electricity Systems	0.1	0.1	0.2	0.1	0.1	0.0	0.6	0.5	0.1	0.1
226009 Repairs - Furniture and Fittings	0.0	0.0	0.1	0.0	0.0	0.0	0.0	0.0	0.0	0.0
226010 Repairs - Machinery and Equipment	0.3	0.2	0.6	0.3	0.1	0.1	0.1	0.1	0.1	0.1
226012 Repairs - Communication Infrastructure	-	-	0.2	0.1	-	-	-	-	-	-
226014 Repairs - IT-Related Hardware	0.0	0.0	0.0	0.0	-	-	-	-	-	-
226016 Repairs - Motor Vehicles	-	-	0.0	0.0	0.0	0.0	0.0	0.0	0.0	0.0
226017 Repairs - Ships and Boats	0.0	0.0	0.2	0.1	0.2	0.2	0.2	0.2	0.2	0.2
228 Grants, Contributions and Subsidies	98.0	55.9	75.8	38.0	78.0	62.1	78.1	68.6	78.2	72.8
228003 Grants to Private Parties	36.8	21.0	26.5	13.3	31.5	25.1	31.6	27.8	31.7	29.5
228004 Awards	3.0	1.7	0.7	0.3	0.7	0.5	0.7	0.6	0.7	0.6
228007 Subscriptions and Fees to International Organisation	1.1	0.6	1.2	0.6	-	-	-	-	-	-
228009 Assistance to Associations and Social Organisations	0.1	0.0	-	-	-	-	-	-	-	-
228010 Assistance for Community Programs	0.1	0.0	0.3	0.1	-	-	-	-	-	-
228015 Medical Treatment Support -Abroad	4.6	2.6	0.4	0.2	1.0	0.8	1.0	0.9	1.0	0.9
228999 Other Grants, Contributions and Subsidies	52.3	29.8	46.8	23.5	44.8	35.7	44.8	39.4	44.8	41.7

	2017		2018		2019		2020		2021	
	Actual		Revised				Approved			
	Mrf	%	Mrf	%	Mrf	%	Mrf	%	Mrf	%
421 Land and Buildings	1.8	1.0	4.5	2.3	18.8	14.9	6.1	5.4	0.0	0.0
421001 Land	1.8	1.0	-	-	-	-	-	-	-	-
421003 Non-Residential Buildings	-	-	4.5	2.3	18.8	14.9	6.1	5.4	-	-
423 Capital Equipment	4.4	2.5	3.5	1.7	0.3	0.3	0.4	0.3	0.3	0.3
423001 Furniture and Fittings	0.1	0.1	0.1	0.1	0.1	0.0	0.1	0.1	0.1	0.1
423002 Machinery and Equipment	0.1	0.1	1.1	0.6	0.2	0.1	0.2	0.1	0.2	0.1
423004 Tools, Instruments, Apparatus	0.0	0.0	-	-	-	-	-	-	-	-
423005 Reference Books and Exhibition Goods	0.1	0.1	0.0	0.0	-	-	-	-	-	-
423006 Communication Infrastructure	0.0	0.0	0.3	0.2	-	-	-	-	-	-
423008 IT-Related Hardware	1.7	1.0	1.0	0.5	0.1	0.1	0.1	0.1	0.1	0.1
423999 Other Equipment	-	-	0.3	0.1	-	-	-	-	-	-
424001 Motor Vehicles	0.3	0.2	0.6	0.3	-	-	-	-	-	-
451012 Minor Extensions to Non-Residential Buildings	2.0	1.1	-	-	-	-	-	-	-	-
440 Investment Outlays	0.0	0.0	0.0	0.0	0.0	0.0	0.0	0.0	0.0	0.0
441002 Capital Contribution to profit oriented public agencies	0.0	0.0	-	-	-	-	-	-	-	-
730 Loan Outlay	0.0	0.0	55.5	27.8	0.0	0.0	0.0	0.0	0.0	0.0
731003 New Domestic Lending - Individuals	-	-	49.2	24.7	-	-	-	-	-	-
731999 Other New Domestic Lending	-	-	6.3	3.1	-	-	-	-	-	-

5.10 TRUST FUND EXPENDITURE BY OFFICE 2017 - 2021

(IN MVR)

	2017 Actual	2018 Revised	2019	2020 Approved	2021
Total	175,165,954	199,494,321	125,657,439	113,845,510	107,450,600
1005 Official Residence of the Vice President	2,414,447	-	-	-	-
Muliaage Trust Fund	2,414,447	-	-	-	-
1265 MOFT / Special Budget	19,601,483	15,058,601	-	-	-
Civil Aviation Trust Fund	19,601,483	15,058,601	-	-	-
1012 Ministry of Defence	-	12,250	-	-	-
Addana Trust Fund	-	12,250	-	-	-
1058 Ministry of Education	14,893,807	26,016,034	10,714,000	10,844,100	10,934,200
Higher Education Trust Fund	2,203,325	-	-	-	-
Thauleemee Fund	12,690,482	26,016,034	10,714,000	10,844,100	10,934,200
1065 Majeediyya School	610,148	432,000	545,500	552,100	558,700
School Trust Fund	610,148	432,000	545,500	552,100	558,700
1066 Dharumavantha school	214,516	38,000	55,000	58,000	60,000
School Trust Fund	214,516	38,000	55,000	58,000	60,000
1067 Aminiyya School	1,214,061	300,000	535,000	565,000	585,000
School Trust Fund	1,214,061	300,000	535,000	565,000	585,000
1261 Hiriya School	235,208	120,000	150,000	170,000	200,000
School Trust Fund	235,208	120,000	150,000	170,000	200,000
1068 Iskandaru School	708,094	448,041	380,000	396,000	412,000
School Trust Fund	708,094	448,041	380,000	396,000	412,000
1069 Centre For Higher Secondary Education	115,896	118,900	80,000	82,000	85,000
School Trust Fund	115,896	118,900	80,000	82,000	85,000
1071 Jamaaludeen School	121,553	155,845	-	-	-
School Trust Fund	121,553	155,845	-	-	-
1072 Thaaajudeen School	712,808	300,000	350,000	350,000	350,000
School Trust Fund	712,808	300,000	350,000	350,000	350,000
1073 Kalaafaanu School	776,413	556,975	600,000	600,000	600,000
School Trust Fund	776,413	556,975	600,000	600,000	600,000
1075 Muhiyudeen School	409,482	92,000	130,000	132,500	136,000
School Trust Fund	409,482	92,000	130,000	132,500	136,000
1076 Imaadudeen School	-	350,000	-	-	-
School Trust Fund	-	350,000	-	-	-
1077 Ghaazee school	854,326	100,000	200,000	200,000	200,000
School Trust Fund	854,326	100,000	200,000	200,000	200,000
1514 Rehendhi School	743,726	475,000	300,000	304,000	309,000
School Trust Fund	743,726	475,000	300,000	304,000	309,000
1129 Ministry of Higher Education	-	30,000	-	-	-
Higher Education T-Fund	-	30,000	-	-	-

		2017	2018	2019	2020	2021
		Actual	Revised		Approved	
1263	Maldives Polytechnic	-	3,490,000	1,700,000	2,200,000	1,710,000
	MIVET Trust Fund	-	3,490,000	1,700,000	2,200,000	1,710,000
1141	Maldives Islamic University	7,548,259	4,286,783	3,660,000	3,701,000	3,732,000
	Maldives Islamic University Trust Fund	7,548,259	4,286,783	3,660,000	3,701,000	3,732,000
1163	Ministry of Health	2,810,855	4,003,496	500,000	500,000	500,000
	Health Services Fund	2,810,855	4,003,496	500,000	500,000	500,000
1250	National Social Protection Agency	4,665,324	350,000	1,000,000	1,000,000	1,000,000
	Social Safety Assistance Fund	4,665,324	350,000	1,000,000	1,000,000	1,000,000
1202	Ministry of Economic Development	-	49,245,641	-	-	-
	SME Financial Support Trust Fund	-	49,245,641	-	-	-
1226	Regional Airports	-	466,225	500,000	500,000	500,000
	Kaadehdhoo Airport Trust Fund	-	466,225	500,000	500,000	500,000
1204	Ministry of Tourism	8,091	-	100,000	100,000	100,000
	Tourism Promotion Trust Fund	8,091	-	100,000	100,000	100,000
1271	Department of Heritage	1,096,715	28,000	203,000	208,100	213,200
	Heritage Trust Fund	1,096,715	28,000	203,000	208,100	213,200
1269	Dhivehi Bahuge Academy	-	35,160	50,000	59,000	68,000
	Dhivehi Bahuge Academy Trust Fund	-	35,160	50,000	59,000	68,000
1211	National Centre for the Arts	1,518,661	1,323,980	1,500,000	1,500,000	1,500,000
	Arts Development Trust Fund	1,518,661	1,323,980	1,500,000	1,500,000	1,500,000
1239	Communications Authority of Maldives	286,305	125,000	250,000	250,000	250,000
	ICT Trust Fund	286,305	125,000	250,000	250,000	250,000
1233	Ministry of Fisheries, Marine Resources and Agriculture	540,266	25,597	-	-	-
	Agriculture Trust Fund	-	25,597	-	-	-
	Fisheries Trust Fund	540,266	-	-	-	-
1240	Ministry of Islamic Affairs	93,686,085	82,449,544	98,728,939	86,139,710	80,008,500
	Dheeneekanthah Kurieruvumah Trust Fund	14,335,122	10,464,499	8,274,500	8,296,700	8,309,900
	Miskithaabehy Vaqf Fund	3,527,286	3,450,962	10,057,838	945,410	300,000
	Zakat Fund	75,823,677	68,534,083	80,396,601	76,897,600	71,398,600
1229	Ministry of Environment	1,196,364	965,074	1,026,000	1,034,000	1,039,000
	B.Atoll Conservation Fund	1,196,364	965,074	1,026,000	1,034,000	1,039,000
1510	Ministry Of Gender, Family and Social Services	5,853,076	6,812,455	2,000,000	2,000,000	2,000,000
	Kudakudhina Khaasa Eheege Trust Fund	5,853,076	6,812,455	2,000,000	2,000,000	2,000,000
1192	National Drug Agency	347,737	380,000	400,000	400,000	400,000
	Drug Control Trust Fund	347,737	380,000	400,000	400,000	400,000
1277	Addu City Council	5,100,000	-	-	-	-
	Local Council Trust Fund	5,100,000	-	-	-	-
1306	HDh. Neykurendhoo Council	-	330,720	-	-	-
	Local Council Trust Fund	-	330,720	-	-	-
1359	B. Dhonfanu Council	-	255,000	-	-	-
	Local Council Trust Fund	-	255,000	-	-	-

	2017	2018	2019	2020	2021
	Actual	Revised		Approved	
1376 K. Thulusdhoo Council	3,246,500	-	-	-	-
Local Council Trust Fund	3,246,500	-	-	-	-
1381 K. Guraidhoo Council	417,383	-	-	-	-
Local Council Trust Fund	417,383	-	-	-	-
1430 Dh. Kudahuvadho Council	570,000	-	-	-	-
Local Council Trust Fund	570,000	-	-	-	-
1433 Th. Vilufushee Council	328,865	-	-	-	-
Local Council Trust Fund	328,865	-	-	-	-
1448 L. Maabaidhoo Council	700,000	-	-	-	-
Local Council Trust Fund	700,000	-	-	-	-
1457 GA. Atoll Council	775,000	-	-	-	-
Local Council Trust Fund	775,000	-	-	-	-
1465 GA. Gemanafushee Council	-	318,000	-	-	-
Local Council Trust Fund	-	318,000	-	-	-
1470 GDh. Gadhoo Council	344,500	-	-	-	-
Local Council Trust Fund	344,500	-	-	-	-
1474 GDh. Faresmaathodaa Council	500,000	-	-	-	-
Local Council Trust Fund	500,000	-	-	-	-

5.11 TOTAL BUDGET BY AGA 2019

(IN MVR)

	Office Expenditure	Trust Fund Expenditure	Grants Expenditure	Loan Expenditure	Total Budget
	26,304,350,969	125,657,439	757,307,901	3,064,426,233	30,251,742,542
S01 Presidents Office	121,008,144	-	-	-	121,008,144
1001 Presidents Office	86,895,722	-	-	-	86,895,722
1003 Official Residence of the President	31,564,832	-	-	-	31,564,832
1005 Official Residence of the Vice President	2,547,590	-	-	-	2,547,590
S02 People's Majlis	215,391,587	-	-	-	215,391,587
1242 People's Majlis	215,391,587	-	-	-	215,391,587
S04 Department of Judicial Administration	456,974,916	-	-	-	456,974,916
1264 Department of Judicial Administration	93,022,926	-	-	-	93,022,926
1248 Supreme Court	22,732,042	-	-	-	22,732,042
1249 High Court	24,623,402	-	-	-	24,623,402
1251 Majistrate Courts	209,641,320	-	-	-	209,641,320
1252 Civil Court	33,720,894	-	-	-	33,720,894
1253 Criminal Court	26,183,258	-	-	-	26,183,258
1254 Family Court	26,738,353	-	-	-	26,738,353
1255 Juvenile Court	8,988,466	-	-	-	8,988,466
1486 Drug Court	11,324,255	-	-	-	11,324,255
S03 Judicial Service Commission	10,930,222	-	-	-	10,930,222
1247 Judicial Service Commission	10,930,222	-	-	-	10,930,222
S05 Elections Commission	105,361,821	-	-	-	105,361,821
1244 Elections Commission	105,361,821	-	-	-	105,361,821
S06 Civil Service Commission	21,725,676	-	-	-	21,725,676
1256 Civil Service Commission	21,725,676	-	-	-	21,725,676
S07 Human Rights Commission	23,426,477	-	-	-	23,426,477
1246 Human Rights Commission	23,426,477	-	-	-	23,426,477
S08 Anti-Corruption Commission	31,816,963	-	350,000	-	32,166,963
1245 Anti-Corruption Commission	31,816,963	-	350,000	-	32,166,963
S09 Auditor General's Office	52,000,000	-	-	-	52,000,000
1243 Auditor General's Office	52,000,000	-	-	-	52,000,000
S10 Prosecutor General's Office	67,398,107	-	-	-	67,398,107
1257 Prosecutor General's Office	67,398,107	-	-	-	67,398,107
S11 Maldives Inland revenue Authority	82,782,002	-	10,000	-	82,792,002
1009 Maldives Inland revenue Authority	82,782,002	-	10,000	-	82,792,002
S12 Employment Tribunal	6,934,342	-	-	-	6,934,342
1222 Employment Tribunal	6,934,342	-	-	-	6,934,342
S13 Maldives Media Council	4,251,140	-	-	-	4,251,140
1270 Maldives Media Council	4,251,140	-	-	-	4,251,140
S14 Maldives Broadcasting Commission	9,195,000	-	-	-	9,195,000
1478 Maldives Broadcasting Commission	9,195,000	-	-	-	9,195,000
S15 Tax Appeal Tribunal	4,692,480	-	-	-	4,692,480
1275 Tax Appeal Tribunal	4,692,480	-	-	-	4,692,480
S16 Local Government Authority	55,687,546	-	-	-	55,687,546
1276 Local Government Authority	55,687,546	-	-	-	55,687,546

	Office Expenditure	Trust Fund Expenditure	Grants Expenditure	Loan Expenditure	Total Budget
S17 Information Commissioner's Office	3,800,000	-	-	-	3,800,000
1512 Information Commissioner's Office	3,800,000	-	-	-	3,800,000
S18 National Integrity Commission	8,764,059	-	-	-	8,764,059
1515 National Integrity Commission	8,764,059	-	-	-	8,764,059
S44 Family Protection Authority	7,588,395	-	100,000	-	7,688,395
1505 Family Protection Authority	7,588,395	-	100,000	-	7,688,395
S35 Attorney General's Office	25,964,558	-	-	-	25,964,558
1144 Attorney General's Office	25,964,558	-	-	-	25,964,558
S20 Ministry of Finance	82,719,771	-	61,137,271	2,060,013,265	2,203,870,307
1272 Ministry of Finance	82,719,771	-	61,137,271	2,060,013,265	2,203,870,307
S37 MOFT / Special Budget	7,473,496,162	-	-	-	7,473,496,162
1265 MOFT / Special Budget	7,473,496,162	-	-	-	7,473,496,162
S38 MOFT / Pension Budget	1,318,800,000	-	-	-	1,318,800,000
1007 MOFT / Pension Budget	1,318,800,000	-	-	-	1,318,800,000
S21 Ministry of Defence	144,834,686	-	331,418	-	145,166,104
1012 Ministry of Defence	12,786,726	-	-	-	12,786,726
1014 National Disaster Management Centre	5,175,915	-	331,418	-	5,507,333
1498 Aviation Security Command	126,660,878	-	-	-	126,660,878
1522 National Counterterrorism Centre	211,167	-	-	-	211,167
S45 Maldives National Defense Force	1,114,771,740	-	-	-	1,114,771,740
1013 Maldives National Defense Force	1,114,771,740	-	-	-	1,114,771,740
S47 Maldives Immigration	168,894,580	-	-	-	168,894,580
1029 Maldives Immigration	168,894,580	-	-	-	168,894,580
S22 Ministry of Home Affairs	51,733,337	-	350,000	-	52,083,337
1016 Ministry of Home Affairs	46,058,257	-	150,000	-	46,208,257
1057 Juvenile Justice Unit	5,675,080	-	200,000	-	5,875,080
S39 Maldives Police Service	1,414,818,190	-	980,000	-	1,415,798,190
1027 Maldives Police Service	1,414,818,190	-	980,000	-	1,415,798,190
S46 Maldives Correctional Service	322,661,773	-	-	-	322,661,773
1025 Maldives Correctional Service	322,661,773	-	-	-	322,661,773
S40 Maldives Customs Service	191,852,803	-	5,000	-	191,857,803
1008 Maldives Customs Service	191,852,803	-	5,000	-	191,857,803
S23 Ministry of Education	2,726,163,674	14,039,500	4,356,191	-	2,744,559,365
1058 Ministry of Education	386,827,871	10,714,000	2,297,760	-	399,839,631
1060 Department of Public Examination	62,929,618	-	-	-	62,929,618
1482 Technical and Vocational Education Training Authority	4,922,331	-	-	-	4,922,331
1500 National Institute of Education	21,708,795	-	50,000	-	21,758,795
1518 Quality Assurance Department	4,276,197	-	1,000,000	-	5,276,197
1062 MOE / Atoll School Construction	155,050,277	-	1,008,431	-	156,058,708
1063 MOE / Male' School Construction	92,323,798	-	-	-	92,323,798
1065 Majeediyya School	27,152,675	545,500	-	-	27,698,175
1066 Dharumavantha school	20,683,154	55,000	-	-	20,738,154
1067 Aminiyya School	36,862,424	535,000	-	-	37,397,424
1261 Hiriya School	23,881,367	150,000	-	-	24,031,367
1068 Iskandaru School	35,534,689	380,000	-	-	35,914,689
1069 Centre For Higher Secondary Education	26,844,857	80,000	-	-	26,924,857
1070 Al- Madrasathul Arabiyyathul Islamiyya	26,173,475	-	-	-	26,173,475
1071 Jamaaludeen School	34,880,337	-	-	-	34,880,337
1072 Thaajudeen School	29,738,859	350,000	-	-	30,088,859

		Office	Trust Fund	Grants	Loan	Total
		Expenditure	Expenditure	Expenditure	Expenditure	Budget
1073	Kalaafaanu School	26,996,012	600,000	-	-	27,596,012
1075	Muhyudeen School	20,188,818	130,000	-	-	20,318,818
1076	Imaadudeen School	35,140,435	-	-	-	35,140,435
1077	Ghaazee school	29,476,266	200,000	-	-	29,676,266
1514	Rehendhi School	34,682,264	300,000	-	-	34,982,264
1526	Huravee School	30,088,956	-	-	-	30,088,956
1079	Ha.Atoll Education Centre	15,359,131	-	-	-	15,359,131
1080	Hdh.Atoll Education Centre	21,464,704	-	-	-	21,464,704
1081	Sh.Atoll Education Centre	10,047,351	-	-	-	10,047,351
1082	N.Atoll Education Centre	9,680,466	-	-	-	9,680,466
1083	R.Atoll Education Centre	13,540,259	-	-	-	13,540,259
1084	B.Atoll Education Centre	20,992,015	-	-	-	20,992,015
1085	LH.Atoll Education Centre	13,004,722	-	-	-	13,004,722
1086	Adh.Atoll Education Centre	12,100,904	-	-	-	12,100,904
1087	F.Atoll Education Centre	13,965,777	-	-	-	13,965,777
1088	Dh.Atoll Education Centre	17,149,490	-	-	-	17,149,490
1089	TH.Atoll Education Centre	9,050,104	-	-	-	9,050,104
1090	L.Atoll Education Centre	14,058,627	-	-	-	14,058,627
1091	GA.Atoll Education Centre	15,820,737	-	-	-	15,820,737
1092	Gdh.Atoll Education Centre	12,187,445	-	-	-	12,187,445
1093	Gn.Atoll Education Centre	14,094,434	-	-	-	14,094,434
1095	Ha.Atholhu Madharusaa	12,643,296	-	-	-	12,643,296
1096	Ihavandhoo School	17,941,309	-	-	-	17,941,309
1097	Madhurasathul Seikh Ibrahim	8,495,236	-	-	-	8,495,236
1098	Afeefudheen School	16,829,757	-	-	-	16,829,757
1099	Nolhivaram School	14,707,106	-	-	-	14,707,106
1100	Jalaaludeen School	13,519,717	-	-	-	13,519,717
1101	Sh.Atoll School	9,920,951	-	-	-	9,920,951
1102	Funadhoo School	13,740,682	-	-	-	13,740,682
1103	Milandhoo School	14,076,518	-	-	-	14,076,518
1104	Kendhikulhudhoo School	12,778,562	-	-	-	12,778,562
1105	Meyna School	12,949,861	-	-	-	12,949,861
1106	Ungoofaaroo School	11,728,068	-	-	-	11,728,068
1107	Alifushee School	12,865,715	-	-	-	12,865,715
1108	Maduvaree School	12,980,586	-	-	-	12,980,586
1109	Hulhudhufaaroo School	12,109,636	-	-	-	12,109,636
1110	Thulhaadhoo School	11,180,239	-	-	-	11,180,239
1111	Lh.Atoll School	9,866,813	-	-	-	9,866,813
1112	Madhurasathul Ifthithaah	19,215,231	-	-	-	19,215,231
1113	K.Atoll School	9,644,833	-	-	-	9,644,833
1114	Adh.Atoll School	10,892,734	-	-	-	10,892,734
1115	Qatharu Ameer School	13,158,086	-	-	-	13,158,086
1116	L.Maavashu School	11,483,397	-	-	-	11,483,397
1117	Aboobakuru School	11,025,625	-	-	-	11,025,625
1118	Hafiz Ahmed School	14,716,343	-	-	-	14,716,343
1119	Madhurasathul Sheikh Mohamed Jamaaluddin / Gn.Fuvahmulah	12,269,506	-	-	-	12,269,506
1120	Hithadhoo School	21,963,192	-	-	-	21,963,192
1121	Sharafuddeen School	26,125,294	-	-	-	26,125,294
1122	Feydhoo School	14,784,854	-	-	-	14,784,854

		Office	Trust Fund	Grants	Loan	Total
		Expenditure	Expenditure	Expenditure	Expenditure	Budget
1123	Addu High School	16,603,681	-	-	-	16,603,681
1504	Thinadhoo School	10,848,468	-	-	-	10,848,468
1501	Northern Education Unit	176,788,588	-	-	-	176,788,588
1502	Central Education Unit	178,198,078	-	-	-	178,198,078
1503	Southern Education Unit	161,088,629	-	-	-	161,088,629
1521	North Central Education Unit	187,127,663	-	-	-	187,127,663
1520	South Central Education Unit	228,015,779	-	-	-	228,015,779
1533	Department of Inclusive Education	5,000,000	-	-	-	5,000,000
S48	Ministry of Higher Education	364,112,695	1,700,000	3,467,250	3,467,250	372,747,195
1129	Ministry of Higher Education	346,502,449	-	3,467,250	3,467,250	353,436,949
1142	Maldives Qualification Authority	3,401,221	-	-	-	3,401,221
1263	Maldives Polytechnic	14,209,025	1,700,000	-	-	15,909,025
S24	Maldives Islamic University	35,538,106	3,660,000	1,000,000	-	40,198,106
1141	Maldives Islamic University	35,538,106	3,660,000	1,000,000	-	40,198,106
S25	Maldives National University	197,325,282	-	37,702,040	-	235,027,322
1130	Maldives National University	44,730,440	-	37,702,040	-	82,432,480
1131	Faculty of Education	17,785,805	-	-	-	17,785,805
1132	Faculty of Health Sciences	11,587,637	-	-	-	11,587,637
1133	Faculty of Management & Computing	12,534,491	-	-	-	12,534,491
1134	Faculty of Engineering Technology	12,969,075	-	-	-	12,969,075
1135	Faculty of Hospitality and Tourism Studies	10,728,444	-	-	-	10,728,444
1136	Centre for Maritime Studies	3,028,015	-	-	-	3,028,015
1137	Centre for Open Learning	8,565,379	-	-	-	8,565,379
1139	Atoll Campuses	13,805,388	-	-	-	13,805,388
1140	Faculty of Arts	6,112,130	-	-	-	6,112,130
1484	Faculty of Islamic Studies	16,001,017	-	-	-	16,001,017
1266	National law Library	6,717,854	-	-	-	6,717,854
1523	School of Nursing	8,925,641	-	-	-	8,925,641
1524	Centre for Foundation Studies	5,190,094	-	-	-	5,190,094
1527	School of Medicine	18,643,872	-	-	-	18,643,872
S26	Ministry of Foreign Affairs	259,599,352	-	200,000	-	259,799,352
1147	Ministry of Foreign Affairs	73,919,351	-	200,000	-	74,119,351
1148	Embassy of the Republic of Maldives in Dhaka, Bangladesh	4,687,111	-	-	-	4,687,111
1149	Embassy of the Republic of Maldives in Colombo, Sri Lanka	20,947,828	-	-	-	20,947,828
1150	Permanent Mission of Maldives to the United Nations	15,087,347	-	-	-	15,087,347
1151	Embassy of the Republic of Maldives in London, United Kingdom	7,234,553	-	-	-	7,234,553
1152	Embassy of the Republic of Maldives in New Delhi, India	11,487,064	-	-	-	11,487,064
1153	Consulate of the Republic of Maldives in Thiruvananthapuram, India	5,806,782	-	-	-	5,806,782
1154	Embassy of the Republic of Maldives in Kuala Lumpur, Malaysia	17,067,675	-	-	-	17,067,675
1155	Embassy of the Republic of Maldives in Japan	12,483,402	-	-	-	12,483,402
1157	Embassy of the Republic of Maldives in Beijing, China	15,491,205	-	-	-	15,491,205
1158	Embassy of the Republic of Maldives in Riyadh, Saudi Arabia	10,484,674	-	-	-	10,484,674
1159	Permanent Mission of Maldives to the United Nations, Geneva, Switzerland	13,696,046	-	-	-	13,696,046
1160	Embassy of the Republic of Maldives in Islamabad, Pakistan	5,775,952	-	-	-	5,775,952
1161	Maldives Mission to the European Union, Brussels, Belgium	10,199,568	-	-	-	10,199,568
1162	Embassy of Republic of Maldives in Singapore	6,770,709	-	-	-	6,770,709
1274	Embassy of the Republic of Maldives in Abu Dhabi, United Arab Emirates	9,303,598	-	-	-	9,303,598
1519	Embassy of the Republic of Maldives in Berlin, Germany	11,778,447	-	-	-	11,778,447
1525	Embassy of the Republic of Maldives in Thailand	7,378,040	-	-	-	7,378,040

		Office	Trust Fund	Grants	Loan	Total
		Expenditure	Expenditure	Expenditure	Expenditure	Budget
S27	Ministry of Health	1,720,688,002	500,000	15,306,773	5,299,092	1,741,793,867
1163	Ministry of Health	288,096,401	500,000	5,000,000	5,299,092	298,895,493
1164	Health Protection Agency	23,480,467	-	10,306,773	-	33,787,240
1191	Maldives Food & Drug Authority	22,434,121	-	-	-	22,434,121
1507	Maldives Blood Service	22,901,142	-	-	-	22,901,142
1167	HD. Regional Hospital	92,738,597	-	-	-	92,738,597
1168	R. Regional Hospital	101,710,859	-	-	-	101,710,859
1170	M. Regional Hospital	41,104,846	-	-	-	41,104,846
1171	GDH. Regional Hospital	86,083,918	-	-	-	86,083,918
1172	L. Regional Hospital	74,004,165	-	-	-	74,004,165
1169	S. Regional Hospital	83,741,934	-	-	-	83,741,934
1173	HA. Atoll Hospital	72,010,511	-	-	-	72,010,511
1174	SH. Atoll Hospital	66,794,976	-	-	-	66,794,976
1175	N. Atoll Hospital	57,489,969	-	-	-	57,489,969
1176	B. Atoll Hospital	56,832,628	-	-	-	56,832,628
1177	LH. Atoll Hospital	45,829,571	-	-	-	45,829,571
1497	K. Atoll Health Services	45,632,856	-	-	-	45,632,856
1178	AA. Atoll Hospital	39,839,748	-	-	-	39,839,748
1179	ADH. Atoll Hospital	47,754,857	-	-	-	47,754,857
1180	V. Atoll Hospital	19,656,537	-	-	-	19,656,537
1181	F. Atoll Hospital	38,699,039	-	-	-	38,699,039
1182	DH. Atoll Hospital	43,170,791	-	-	-	43,170,791
1183	TH. Atoll Hospital	67,236,259	-	-	-	67,236,259
1184	GA. Atoll Hospital	58,931,815	-	-	-	58,931,815
1185	Gn. Atoll Hospital	31,441,181	-	-	-	31,441,181
1186	Dhamanaveshi	5,545,679	-	-	-	5,545,679
1188	Hulhumale Hospital	187,525,135	-	-	-	187,525,135
S42	Indira Gandhi Memorial Hospital	1,032,884,809	-	-	92,520,000	1,125,404,809
1166	Indira Gandhi Memorial Hospital	749,885,730	-	-	92,520,000	842,405,730
1187	Villingili Hospital	25,768,514	-	-	-	25,768,514
1528	Dharumavantha Hospital	257,230,565	-	-	-	257,230,565
S41	National Social Protection Agency	1,299,209,788	1,000,000	30,000	-	1,300,239,788
1250	National Social Protection Agency	1,299,209,788	1,000,000	30,000	-	1,300,239,788
S28	Ministry of Economic Development	130,641,148	-	2,205,697	12,313,600	145,160,445
1202	Ministry of Economic Development	119,624,526	-	2,205,697	12,313,600	134,143,823
1517	Special Economic Zones Maldives	2,181,214	-	-	-	2,181,214
1511	Labour Relations Authority	8,835,408	-	-	-	8,835,408
S50	Ministry of Transport & Civil Aviation	322,533,115	500,000	-	-	323,033,115
1530	Ministry of Transport & Civil Aviation	9,394,970	-	-	-	9,394,970
1226	Regional Airports	289,134,190	500,000	-	-	289,634,190
1232	Transport Authority	24,003,955	-	-	-	24,003,955
S29	Ministry of Tourism	180,770,001	100,000	-	-	180,870,001
1204	Ministry of Tourism	180,770,001	100,000	-	-	180,870,001
S30	Ministry of Youth, Sports & Community Empowerment	238,797,739	-	-	-	238,797,739
1215	Ministry of Youth, Sports & Community Empowerment	238,797,739	-	-	-	238,797,739
S52	Ministry of Arts, Culture and Heritage	45,308,029	1,753,000	-	-	47,061,029
1532	Ministry of Arts, Culture and Heritage	10,041,055	-	-	-	10,041,055
1271	Department of Heritage	10,749,131	203,000	-	-	10,952,131
1269	Dhivehi Bahuge Academy	7,015,897	50,000	-	-	7,065,897

		Office	Trust Fund	Grants	Loan	Total
		Expenditure	Expenditure	Expenditure	Expenditure	Budget
1210	National Library	5,399,881	-	-	-	5,399,881
1211	National Centre for the Arts	6,052,294	1,500,000	-	-	7,552,294
1213	National Bureau of Classification	2,199,088	-	-	-	2,199,088
1506	National Archives	3,850,683	-	-	-	3,850,683
S31	Ministry of National Planning and Infrastructure	1,738,457,543	-	191,196,819	295,686,982	2,225,341,344
1224	Ministry of National Planning and Infrastructure	1,598,126,634	-	190,996,819	295,686,982	2,084,810,435
1483	Maldives Land and Survey Authority	8,973,402	-	-	-	8,973,402
1496	Public works Services	107,129,473	-	-	-	107,129,473
1011	National Bureau of Statistics	12,969,676	-	200,000	-	13,169,676
1026	Department of National Registrations	11,258,358	-	-	-	11,258,358
S49	Ministry of Housing & Urban Development	212,293,436	-	-	111,806,107	324,099,543
1529	Ministry of Housing & Urban Development	212,293,436	-	-	111,806,107	324,099,543
S51	Ministry of Communication, Science and Technology	73,012,767	250,000	-	-	73,262,767
1531	Ministry of Communication, Science and Technology	18,081,972	-	-	-	18,081,972
1238	National Centre For Information Technology	48,414,617	-	-	-	48,414,617
1239	Communications Authority of Maldives	6,516,178	250,000	-	-	6,766,178
S32	Ministry of Fisheries, Marine Resources and Agriculture	88,536,446	-	38,714,975	9,631,250	136,882,671
1233	Ministry of Fisheries, Marine Resources and Agriculture	88,536,446	-	38,714,975	9,631,250	136,882,671
S33	Ministry of Islamic Affairs	287,220,672	98,728,939	2,917,000	-	388,866,611
1240	Ministry of Islamic Affairs	273,925,088	98,728,939	30,000	-	372,684,027
1241	Center for the Holy Quran	7,103,314	-	2,887,000	-	9,990,314
1534	Islamee Fathuvadhey Majilis	6,192,270	-	-	-	6,192,270
S34	Ministry of Environment	916,458,812	1,026,000	393,885,592	473,688,687	1,785,059,091
1229	Ministry of Environment	866,393,785	1,026,000	393,785,592	473,688,687	1,734,894,064
1228	Maldives Meteorological Service	35,626,509	-	-	-	35,626,509
1230	Maldives energy Authority	2,685,044	-	-	-	2,685,044
1231	Environmental Protection Agency	11,753,474	-	100,000	-	11,853,474
S36	Ministry Of Gender, Family and Social Services	178,385,297	2,400,000	3,061,875	-	183,847,172
1510	Ministry Of Gender, Family and Social Services	29,452,470	2,000,000	3,061,875	-	34,514,345
1196	Family & Children Service Centre	21,497,202	-	-	-	21,497,202
1197	Kudakudhinge Hiyaa	15,330,639	-	-	-	15,330,639
1516	Fiyavathi	9,080,819	-	-	-	9,080,819
1078	Thauleemaa Masakkaay ugannaidhey Kudakudhinge Marukazu	2,716,097	-	-	-	2,716,097
1192	National Drug Agency	70,027,313	400,000	-	-	70,427,313
1194	Khaassa Eheeh Beynunvaa Meehun thibey Marukaz	30,280,757	-	-	-	30,280,757
S43	Male' City Council	656,137,779	-	-	-	656,137,779
1477	Male' City Council	58,273,624	-	-	-	58,273,624
1476	Fuvamulaku City Council	10,834,347	-	-	-	10,834,347
1277	Addu City Council	32,367,383	-	-	-	32,367,383
1281	HA. Atoll Council	6,919,285	-	-	-	6,919,285
1280	HA. Utheemu Council	2,406,104	-	-	-	2,406,104
1282	HA. Thuraakunu Council	2,266,945	-	-	-	2,266,945
1283	HA. Uligamu Council	2,097,740	-	-	-	2,097,740
1284	HA. Mulhadhoo Council	2,002,581	-	-	-	2,002,581
1285	HA. Hoarafushee Council	4,658,718	-	-	-	4,658,718
1286	HA. Ihavandhoo Council	3,786,341	-	-	-	3,786,341
1287	HA. Kelaa Council	2,583,234	-	-	-	2,583,234
1288	HA. Vashafaru Council	2,226,399	-	-	-	2,226,399

		Office	Trust Fund	Grants	Loan	Total
		Expenditure	Expenditure	Expenditure	Expenditure	Budget
1289	HA. Dhidhdhoo Council	3,894,838	-	-	-	3,894,838
1290	HA. Filladhoo Council	2,224,365	-	-	-	2,224,365
1291	HA. Maarandhoo Council	2,482,706	-	-	-	2,482,706
1292	HA. Thakandhoo Council	1,591,020	-	-	-	1,591,020
1293	HA. Muraidhoo Council	1,832,733	-	-	-	1,832,733
1294	HA. Baarashu Council	2,776,701	-	-	-	2,776,701
1295	HDh. Atoll Council	6,582,241	-	-	-	6,582,241
1296	HDh. Hanimaadhoo Council	2,824,259	-	-	-	2,824,259
1297	HDh. Finey Council	1,580,000	-	-	-	1,580,000
1298	HDh. Naivaadhoo Council	1,966,400	-	-	-	1,966,400
1299	HDh. Hirimaradhoo Council	2,059,288	-	-	-	2,059,288
1300	HDh. Nolvivaranfaru Council	2,910,734	-	-	-	2,910,734
1301	HDh. Nellaidhoo Council	2,353,594	-	-	-	2,353,594
1302	HDh. Nolvivaramu Council	3,003,168	-	-	-	3,003,168
1303	HDh. Kurinbee Council	1,937,456	-	-	-	1,937,456
1304	HDh. Kulhudhuffushee Council	6,443,775	-	-	-	6,443,775
1305	HDh. Kumundhoo Council	2,800,000	-	-	-	2,800,000
1306	HDh. Neykurendhoo Council	2,393,601	-	-	-	2,393,601
1307	HDh. Vaikaradhoo Council	3,423,320	-	-	-	3,423,320
1308	HDh. Makunudhoo Council	2,654,460	-	-	-	2,654,460
1309	Sh. Atoll Council	6,399,057	-	-	-	6,399,057
1310	Sh. Kanditheemu Council	2,916,020	-	-	-	2,916,020
1311	Sh. Noomaraa Council	1,432,125	-	-	-	1,432,125
1312	Sh. Goidhoo Council	2,105,309	-	-	-	2,105,309
1313	Sh. Feydhoo Council	2,451,492	-	-	-	2,451,492
1314	Sh. Feevaku Council	2,061,809	-	-	-	2,061,809
1315	Sh. Bileiyfahee Council	2,328,819	-	-	-	2,328,819
1316	Sh. Foakaidhoo Council	2,828,701	-	-	-	2,828,701
1317	Sh. Narudhoo Council	2,531,798	-	-	-	2,531,798
1318	Sh. Maroshee Council	2,918,845	-	-	-	2,918,845
1319	Sh. Lhaimagu Council	2,000,000	-	-	-	2,000,000
1320	Sh. Komandoo Council	2,436,943	-	-	-	2,436,943
1321	Sh. Maaungoodhoo Council	2,386,000	-	-	-	2,386,000
1322	Sh. Funadhoo Council	3,439,742	-	-	-	3,439,742
1323	Sh. Milandhoo Council	3,210,292	-	-	-	3,210,292
1324	N. Atoll Council	5,400,583	-	-	-	5,400,583
1325	N. Henbadhoo Council	1,935,949	-	-	-	1,935,949
1326	N. Kendhikulhudhoo Council	2,839,792	-	-	-	2,839,792
1327	N. Maalhendhoo Council	1,937,365	-	-	-	1,937,365
1328	N. Kudafaree Council	2,116,322	-	-	-	2,116,322
1329	N. Landhoo Council	2,822,424	-	-	-	2,822,424
1330	N. Maafaru Council	2,254,813	-	-	-	2,254,813
1331	N. Lhohee Council	1,619,200	-	-	-	1,619,200
1332	N. Miladhoo Council	2,631,104	-	-	-	2,631,104
1333	N. Magooodhoo Council	1,723,661	-	-	-	1,723,661
1334	N. Manadhoo Council	2,891,338	-	-	-	2,891,338
1335	N. Holhudhoo Council	2,766,201	-	-	-	2,766,201


		Office	Trust Fund	Grants	Loan	Total
		Expenditure	Expenditure	Expenditure	Expenditure	Budget
1336	N. Fodhdhoo Council	1,781,563	-	-	-	1,781,563
1337	N. Velidhoo Council	3,809,527	-	-	-	3,809,527
1338	R. Atoll Council	6,281,169	-	-	-	6,281,169
1339	R. Alifushee Council	2,990,720	-	-	-	2,990,720
1340	R. Vaadhoo Council	1,937,542	-	-	-	1,937,542
1341	R. Rasgetheemu Council	2,168,283	-	-	-	2,168,283
1342	R. Angolitheemu Council	2,309,112	-	-	-	2,309,112
1343	R. Hulhudhuffaaruu Council	2,698,627	-	-	-	2,698,627
1344	R. Ungooaaruu Council	3,155,373	-	-	-	3,155,373
1345	R. Dhuvaafaru Council	3,346,177	-	-	-	3,346,177
1346	R. Maakurathu Council	2,554,551	-	-	-	2,554,551
1347	R. Rasmaadhoo Council	2,104,860	-	-	-	2,104,860
1348	R. Innamaadhoo Council	1,947,993	-	-	-	1,947,993
1349	R. Maduhvaree Council	2,756,633	-	-	-	2,756,633
1350	R. Inguraidhoo Council	2,634,312	-	-	-	2,634,312
1351	R. Meedhoo Council	2,783,072	-	-	-	2,783,072
1352	R. Fainu Council	1,884,869	-	-	-	1,884,869
1353	R. Kinolhahu Council	2,068,951	-	-	-	2,068,951
1354	B. Atoll Council	5,325,012	-	-	-	5,325,012
1355	B. Kudarikilu Council	2,189,543	-	-	-	2,189,543
1356	B. Kamadhoo Council	1,744,786	-	-	-	1,744,786
1357	B. Kendhoo Council	2,608,809	-	-	-	2,608,809
1358	B. Kihaadhoo Council	1,700,235	-	-	-	1,700,235
1359	B. Dhonfanu Council	1,930,607	-	-	-	1,930,607
1360	B. Dharavandhoo Council	3,000,588	-	-	-	3,000,588
1361	B. Maalhoo Council	1,984,868	-	-	-	1,984,868
1362	B. Eydhafushee Council	3,720,805	-	-	-	3,720,805
1363	B. Thulhaadhoo Council	2,610,711	-	-	-	2,610,711
1364	B. Hithaadhoo Council	2,220,890	-	-	-	2,220,890
1365	B. Fulhadhoo Council	1,259,644	-	-	-	1,259,644
1366	B. Fehendhoo Council	1,481,776	-	-	-	1,481,776
1367	B. Goidhoo Council	2,098,894	-	-	-	2,098,894
1368	Lh. Atoll Council	4,587,832	-	-	-	4,587,832
1369	Lh. Hinnavaru Council	3,432,620	-	-	-	3,432,620
1370	Lh. Naifaru Council	4,024,829	-	-	-	4,024,829
1371	Lh. Kurendhoo Council	2,805,875	-	-	-	2,805,875
1372	Lh. Olhuvelifushee Council	2,010,001	-	-	-	2,010,001
1373	K. Atoll Council	4,604,500	-	-	-	4,604,500
1279	K. Kaashidhoo Council	3,901,485	-	-	-	3,901,485
1374	K. Gaafaru Council	2,535,500	-	-	-	2,535,500
1375	K. Dhiffushee Council	1,950,000	-	-	-	1,950,000
1376	K. Thulusdhoo Council	2,500,000	-	-	-	2,500,000
1377	K. Huraa Council	2,619,999	-	-	-	2,619,999
1378	K. Himmafushee Council	2,606,261	-	-	-	2,606,261
1379	K. Gulhee Council	1,612,368	-	-	-	1,612,368
1380	K. Maafushee Council	2,549,730	-	-	-	2,549,730
1381	K. Guraidhoo Council	3,843,998	-	-	-	3,843,998

		Office	Trust Fund	Grants	Loan	Total
		Expenditure	Expenditure	Expenditure	Expenditure	Budget
1382	AA. Atoll Council	4,014,400	-	-	-	4,014,400
1383	AA. Thoddoo Council	3,042,000	-	-	-	3,042,000
1384	AA. Rasdhoo Council	2,900,077	-	-	-	2,900,077
1385	AA. Ukulhahu Council	3,784,145	-	-	-	3,784,145
1386	AA. Mathiveree Council	2,801,562	-	-	-	2,801,562
1387	AA. Bodufolhudhoo Council	2,196,000	-	-	-	2,196,000
1388	AA. Feridhoo Council	2,002,752	-	-	-	2,002,752
1389	AA. Maalhohu Council	2,050,000	-	-	-	2,050,000
1390	AA. Himandhoo Council	2,091,500	-	-	-	2,091,500
1391	ADh. Atoll Council	4,810,000	-	-	-	4,810,000
1392	ADh. Hanyaameedhoo Council	2,502,514	-	-	-	2,502,514
1393	ADh. Omadhoo Council	2,269,775	-	-	-	2,269,775
1394	ADh. Kunburudhoo Council	1,959,000	-	-	-	1,959,000
1395	ADh. Mahibadhoo Council	3,373,719	-	-	-	3,373,719
1396	ADh. Mandhoo Council	1,519,814	-	-	-	1,519,814
1397	ADh. Dhangethee Council	2,862,460	-	-	-	2,862,460
1398	ADh. Dhigurashu Council	2,689,999	-	-	-	2,689,999
1399	ADh. Dhidhdhoo Council	1,646,756	-	-	-	1,646,756
1400	ADh. Fenushee Council	2,580,000	-	-	-	2,580,000
1401	ADh. Maamigilee Council	2,761,400	-	-	-	2,761,400
1402	V. Atoll Council	3,960,000	-	-	-	3,960,000
1403	V. Fulidhoo Council	1,786,200	-	-	-	1,786,200
1404	V. Thinadhoo Council	1,424,514	-	-	-	1,424,514
1405	V. Felidhoo Council	2,180,807	-	-	-	2,180,807
1406	V. Keyodhoo Council	2,204,983	-	-	-	2,204,983
1407	V. Rakeedhoo Council	1,270,001	-	-	-	1,270,001
1408	M. Atoll Council	4,472,729	-	-	-	4,472,729
1409	M. Raiyandhoo Council	2,029,511	-	-	-	2,029,511
1410	M. Veyvashu Council	2,200,000	-	-	-	2,200,000
1411	M. Mulaku Council	2,723,416	-	-	-	2,723,416
1412	M. Mulee Council	2,324,499	-	-	-	2,324,499
1413	M. Naalaafushee Council	1,931,433	-	-	-	1,931,433
1414	M. Kolhufushee Council	2,239,203	-	-	-	2,239,203
1415	M. Dhiggaru Council	2,471,325	-	-	-	2,471,325
1416	M. Maduvvaree Council	2,126,650	-	-	-	2,126,650
1417	F. Atoll Council	5,118,647	-	-	-	5,118,647
1418	F. Feealee Council	2,762,511	-	-	-	2,762,511
1419	F. Bileiydhoo Council	2,506,626	-	-	-	2,506,626
1420	F. Magoodhoo Council	3,124,702	-	-	-	3,124,702
1421	F. Dharanboodhoo Council	2,319,641	-	-	-	2,319,641
1422	F. Nilandhoo Council	3,886,223	-	-	-	3,886,223
1423	Dh. Atoll Council	5,002,129	-	-	-	5,002,129
1424	Dh. Meedhoo Council	2,822,693	-	-	-	2,822,693
1425	Dh. Bandidhoo Council	2,388,917	-	-	-	2,388,917
1426	Dh. Rinbudhoo Council	2,126,112	-	-	-	2,126,112
1427	Dh. Hulhudhelee Council	2,573,542	-	-	-	2,573,542
1429	Dh. Maaenboodoo Council	2,624,342	-	-	-	2,624,342

		Office	Trust Fund	Grants	Loan	Total
		Expenditure	Expenditure	Expenditure	Expenditure	Budget
1430	Dh. Kudahuvadhoo Council	4,767,245	-	-	-	4,767,245
1431	Th. Atoll Council	6,257,276	-	-	-	6,257,276
1432	Th. Burunee Council	1,982,896	-	-	-	1,982,896
1433	Th. Vilufushee Council	2,911,200	-	-	-	2,911,200
1434	Th. Madifushee Council	2,724,073	-	-	-	2,724,073
1435	Th. Dhiyamigilee Council	2,518,096	-	-	-	2,518,096
1436	Th. Guraidhoo Council	2,820,450	-	-	-	2,820,450
1437	Th. Kandoodhoo Council	2,344,942	-	-	-	2,344,942
1438	Th. Vandhoo Council	1,749,174	-	-	-	1,749,174
1439	Th. Hirilandhoo Council	2,661,895	-	-	-	2,661,895
1440	Th. Gaadhiffushee Council	1,530,838	-	-	-	1,530,838
1441	Th. Thimarafushee Council	3,014,193	-	-	-	3,014,193
1442	Th. Veymandoo Council	2,241,091	-	-	-	2,241,091
1443	Th. Kinbidhoo Council	2,161,668	-	-	-	2,161,668
1444	Th. Omadhoo Council	2,242,209	-	-	-	2,242,209
1445	L. Atoll Council	6,159,653	-	-	-	6,159,653
1446	L. Isdhoo Council	2,138,013	-	-	-	2,138,013
1447	L. Dhanbidhoo Council	2,100,813	-	-	-	2,100,813
1448	L. Maabaidhoo Council	2,556,917	-	-	-	2,556,917
1449	L. Mundoo Council	1,786,347	-	-	-	1,786,347
1450	L. Gamu Council	6,430,860	-	-	-	6,430,860
1451	L. Maavashu Council	2,997,434	-	-	-	2,997,434
1452	L. Fonadhoo Council	3,889,505	-	-	-	3,889,505
1454	L. Maamendhoo Council	2,048,229	-	-	-	2,048,229
1455	L. Hithadhoo Council	2,239,589	-	-	-	2,239,589
1456	L. Kunahandhoo Council	2,177,486	-	-	-	2,177,486
1508	L. Kalaidhoo Council	2,715,958	-	-	-	2,715,958
1457	GA. Atoll Council	4,984,849	-	-	-	4,984,849
1458	GA. Kolamaafushee Council	2,523,256	-	-	-	2,523,256
1459	GA. Vilingilee Council	4,425,079	-	-	-	4,425,079
1460	GA. Maamendhoo Council	2,931,085	-	-	-	2,931,085
1461	GA. Nilandhoo Council	2,409,805	-	-	-	2,409,805
1462	GA. Dhaandhoo Council	2,826,006	-	-	-	2,826,006
1463	GA. Dhevadhoo Council	2,413,642	-	-	-	2,413,642
1464	GA. Kondey Council	1,583,273	-	-	-	1,583,273
1465	GA. Gemanafushee Council	3,037,627	-	-	-	3,037,627
1466	GA. Kanduhulhuhdoo Council	1,677,413	-	-	-	1,677,413
1278	GDh. Atoll Council	5,980,642	-	-	-	5,980,642
1467	GDh. Madavelee Council	3,377,287	-	-	-	3,377,287
1468	GDh. Hoadedhdhoo Council	2,436,896	-	-	-	2,436,896
1469	GDh. Nadalla Council	2,563,450	-	-	-	2,563,450
1470	GDh. Gadhdhoo Council	3,732,221	-	-	-	3,732,221
1471	GDh. Rathafandhoo Council	2,307,767	-	-	-	2,307,767
1472	GDh. Vaadhoo Council	2,321,159	-	-	-	2,321,159
1473	GDh. Fiyoree Council	2,369,346	-	-	-	2,369,346
1474	GDh. Faresmaathodaa Council	2,719,700	-	-	-	2,719,700
1475	GDh. Thinadhoo Council	4,671,433	-	-	-	4,671,433

Public Sector Investment Program

6



6 Public Sector Investment Program

Public Sector Investment Program

The Public Sector Investment Program (PSIP) is the government's infrastructural development program. The main purpose or function of these programs is to overcome the different social problems faced by the country, ensuring economic growth and to invest in projects that are otherwise beneficial to the people. PSIP is funded and financed by the domestic budget, loans, grants and trust funds.

PSIP is the gateway to achieve medium term developmental goals. It is also a tool to finance macroeconomic policy and investments in the different sectors. Over the past few years, the government has been allocating a significantly large budget to this program. The main reason for this is due to the increase in investment in economically beneficial mega projects and the high cost of such projects.

6.1 PUBLIC SECTOR INVESTMENT PROGRAM SUMMARY 2017 - 2021

(IN MVR)

	2017	2018	2019	2020	2021
	Actuals	Revised			
Total	5,891,284,235	7,096,500,111	7,076,705,474	8,533,052,627	7,372,061,379
Domestic PSIP	3,005,031,951	2,686,713,073	3,385,626,174	4,271,578,832	3,121,523,697
Loan PSIP	2,706,220,676	3,919,099,818	3,018,235,383	3,488,331,585	3,768,784,913
Grant PSIP	178,194,724	486,157,258	654,086,078	766,996,800	481,752,769
Trust Fund PSIP	1,836,884	4,529,962	18,757,839	6,145,410	-

PUBLIC SECTOR INVESTMENT PROGRAM - DOMESTIC BUDGET

	2017	2018	2019	2020	2021
	Actuals	Revised			
Total	3,005,031,951	2,686,713,073	3,385,626,174	4,271,578,832	3,121,523,697
1001 Presidents Office	454,290	-	-	-	-
1003 Official Residence of the President	-	3,985,326	-	-	-
1242 People's Majilis	45,792,730	6,327,712	21,797,576	-	-
1264 Department of Judicial Administration	1,491,218	221,859	-	-	-
1276 Local Government Authority	11,196,695	8,786,916	22,427,629	14,503,250	1,845,750
1272 Ministry of Finance	22,211,229	2,363,229	26,465,323	16,297,366	16,529,486
1013 Ministry of Defense	98,052,941	113,035,526	13,946,838	-	-
1016 Ministry of Home Affairs	8,630,738	4,882,151	423,688	-	-
1027 Maldives Police Service	42,420,260	30,257,811	98,676,985	244,424,627	222,356,000
1025 Maldives Correctional Services	32,742,506	14,969,003	29,251,400	-	-
1008 Maldives Customs Service	4,745,017	10,676,878	4,694,977	843,307	-
1058 Ministry of Education	235,003,128	134,579,805	246,374,075	261,577,923	66,512,100
1141 Maldives Islamic University	-	5,000,000	-	-	-
1130 Maldives National University	11,632,968	12,125,372	14,400,001	22,500,000	15,000,000
1163 Ministry of Health	22,463,378	21,308,012	128,856,305	39,505,418	772,540
1166 Indira gandhi memorial hospital	303,816,992	59,358,148	-	-	-
1226 Regional Airports	65,920,500	267,364,207	189,225,938	318,662,610	78,850,000
1204 Ministry of Tourism	-	3,151,902	-	-	-
1215 Ministry of Youth, Sports and Community Empowerment	114,843,324	108,238,111	106,283,762	4,580,000	200,920,000
1271 Department of Heritage	-	-	2,000,000	-	-
1224 Ministry of National Planning and Infrastructure	1,153,725,120	918,398,211	1,499,249,057	1,918,232,659	906,958,270
1496 Public Works Services	-	172,910,174	4,629,473	-	-
1529 Ministry of Housing and Urban Development	-	-	159,215,384	323,420,649	410,000,000
1233 Ministry of Fisheries, Marine Resources and Agriculture	12,547,093	14,288,529	16,000,000	18,315,184	8,550,000
1240 Ministry of Islamic Affairs	80,367,861	62,144,107	20,984,184	19,049,972	2,800,000
1229 Ministry of Environment	735,407,723	705,927,810	774,736,028	1,067,658,787	1,190,294,551
1510 Ministry of Gender and Family	1,566,240	5,011,967	4,907,551	522,080	-
1192 National Drug Agency	-	-	1,080,000	1,485,000	135,000
1475 Gdh. Thinadhoo Council	-	1,400,307	-	-	-

PUBLIC SECTOR INVESTMENT PROGRAM - LOAN

	2017	2018	2019	2020	2021
	Actuals	Revised	Approved		
Total	2,706,220,676	3,919,099,818	3,018,235,383	3,488,331,585	3,768,784,913
1272 Ministry of Finance	695,374,637	1,965,715,424	2,039,234,515	2,514,661,746	2,651,371,203
1141 Ministry of Health	96,125	-	5,299,092	23,924,190	26,573,736
1163 Indira Gandhi Memorial Hospital	1,150,621,112	789,493,110	92,520,000	76,000,000	-
1202 Ministry of National Planning and Infrastructure	631,538,954	744,425,019	295,686,982	46,230,000	61,640,000
1224 Ministry of Housing and Urban Development	-	-	111,806,107	129,400,573	167,632,242
1233 Ministry of National Planning and Infrastructure	3,875,683	1,422,088	-	-	-
1229 Ministry of Environment	224,714,165	418,044,177	473,688,687	698,115,076	861,567,732

PUBLIC SECTOR INVESTMENT PROGRAM - GRANTS

	2017	2018	2019	2020	2021
	Actuals	Revised	Approved		
Total	178,194,724	486,157,258	654,086,078	766,996,800	481,752,769
1238 National Centre For Information Technology	645,736	1,056,197	-	-	-
1013 Ministry of Defense	1,900,000	-	-	-	-
1058 Ministry of Education	44,779,423	38,385,580	1,008,431	-	-
1130 Maldives National University	83,263	9,871,805	37,702,040	24,490,214	2,255,678
1224 Ministry of National Planning and Infrastructure	71,358,309	72,590,329	190,996,819	21,376,819	21,376,819
1233 Ministry of Fisheries, Marine Resources and Agriculture	9,743,109	103,693,429	38,104,975	36,054,992	34,005,010
1240 Ministry of Islamic Affairs	9,680,404	-	-	-	-
1229 Ministry of Environment	40,004,480	260,559,918	386,273,813	685,074,775	424,115,262

PUBLIC SECTOR INVESTMENT PROGRAM - TRUST FUND

	2017	2018	2019	2020	2021
	Actuals	Revised	Approved		
Total	1,836,884	4,529,962	18,757,839	6,145,410	-
1141 Maldives Islamic University	1,836,884	-	-	-	-
1240 Ministry of Islamic Affairs	-	4,529,962	18,757,839	6,145,410	-

6.2 PUBLIC SECTOR INVESTMENT PROGRAM - DOMESTIC BUDGET 2017 - 2021

(IN MVR)

Office	Project name	Location	Status	2019	2020 Approved	2021
Total				3,385,626,174	4,271,578,832	3,121,523,697
1242	People's Majlis			21,797,576	-	-
P-MAJ001-001	Construction of People's Majlis New Building	Male' City	On-going	21,797,576	-	-
1276	Local Government Authority			22,427,629	14,503,250	1,845,750
P-LGA019-003	Construction of a Funeral Home - HDh.Kuribi	HDh. Kurinbi	Retention	50,105	-	-
P-LCL004-001	Upgrade Council Building -Kulhudhuffushi	HDh. Kulhudhuffushi	New	500,000	-	-
P-FIS002-001	Const. of Fish Market - HDh.Vaikaradhoo	HDh. Vaikaradhoo	New	1,000,000	-	-
P-LGA003-002	Construction of Fish Market - HDh.Makunudhoo	HDh. Makunudhoo	On-going	1,186,618	-	-
P-SOC004-001	Installation of Street Lights -HDh.Finey	HDh. Finey	New	500,000	-	-
P-LGA002-013	Fish Market Building - R.Dhuvaafaru	R. Dhuvaafaru	Retention	147,240	-	-
P-LGA019-004	Construction of a Funeral Home - B.Kudarikilu	B. Kudarikilu	Retention	52,317	-	-
P-LCL005-001	Const. of Council Building - Lh. Naifaru	Lh. Naifaru	New	2,000,000	4,000,000	600,000
P-LCL001-001	Const. of Council Office - K.Huraa	K. Huraa	New	1,722,000	2,367,750	215,250
P-SOC005-001	Construction of Funeral Home - K. Huraa	K. Huraa	New	500,000	-	-
P-FIS001-001	'Construction of Fish Market - Villimale	Villimale'	New	3,300,000	-	-
P-LCL006-001	Const. of Council Building- Kudahuvadhoo	Dh. Kudahuvadhoo	New	2,000,000	-	-
P-SOC006-001	Const. of Funeral Home - Th. Vilufushi	Th. Vilufushi	New	1,000,000	-	-
P-LCL007-001	Const. of Council Building - Th.Madifushi	Th. Madifushi	New	2,000,000	3,400,000	600,000
P-LCL008-001	Council Buildin Boundary Wall-Gadhifushi	Th. Gaadhifushi	New	200,000	-	-
P-LCL002-001	Const. of Council Office - L.Isdhoo	L. Isdhoo	New	1,722,000	2,367,750	215,250
P-LCL003-001	Const. of Council Office - GA.Kondey	GA. Kondey	New	1,722,000	2,367,750	215,250
P-SOC013-001	Const. of Funeral Home - GA. Dheevadhoo	GA. Dheevadhoo	New	1,000,000	-	-

Office	Project name	Location	Status	2019	2020 Approved	2021
P-SOC011-001	Cemetery Boundary Wall - GA. Gemanafushi	GA. Gemanafushi	New	600,000	-	-
P-SOC012-001	Const. of Funeral Home - GA. Gemanafushi	GA. Gemanafushi	New	1,000,000	-	-
P-LGA002-022	Renovation of Council Office - GDh. Fiyoari	GDh. Fiyoaree	Retention	225,349	-	-
1272	Ministry of Finance				16,297,366	16,529,486
P-MFT008-003	Digital Terrestrial network development project	Male' City	On-going	26,465,323	16,297,366	16,529,486
1013	Maldives National Defense Force					
P-MOD005-001	Bandaarakoshi 9 Storey Building	Male' City	Retention	13,946,838	-	-
P-MOD007-001	MNDF 3 storey Fire Building - ADh. Maamigili	ADh. Maamingili	Retention	7,336,853	-	-
P-MOD010-001	Construction of 2 Storey Fire Building - S. HulhuMeedhoo	S. HulhuMeedhoo	Retention	1,138,543	-	-
				454,105	-	-
P-NSC001-001	Radar System Project	HA. Uligamu, HDh. Makunudhoo, K. Kaashidhoo, K. Sifavaru, ADh. Maamigili, M. Muli, L. Kadhdhoo, GA. Villi ngili, Fuvahmulah City, S. Gan	On-going	5,017,337	-	-
1016	Ministry of Home Affairs					
P-MHA018-001	Construction of Local Market - HDh. Kulhudhuffushi	HDh. Kulhudhuffushi	Retention	423,688	-	-
P-MHA019-001	Construction of Dh. atoll Council Office Building	Dh. Kudahuvadhoo	Retention	99,287	-	-
				324,401	-	-
1027	Maldives Police Service				244,424,627	222,356,000
P-MPS016-001	Construction of Police Station - HA. Hoarafushi	HA. Hoarafushi	Retention	98,676,985	-	-
P-MPS001-012	'Construction of Police Station - K. Hulhumale	Hulhumale'	Retention	2,460,790	-	-
P-HOU010-001	'Blue Housing Scheme (Phase 2)-Hulhumale	Hulhumale'	New	1,252,281	-	-
P-HBR001-001	Const. of Breakwater - K. Dhoonidhoo	K. Dhoonidhoo	New	55,000,000	220,000,000	220,000,000
P-MPS005-400	Construction of 10 Storey Building in H. Fourwind	Male' City	On-going	10,000,000	-	-
P-MPS021-001	'Establishment of a Fusion Centre - K. Male	Male' City	On-going	21,567,914	19,424,627	-
P-MPS002-007	Construction of National Police Academy	S. Hithadhoo	On-going	3,396,000	5,000,000	2,356,000
				5,000,000	-	-
1025	Maldives Correctional Service					
P-MHA010-002	Construction of Neykurendhoo Jail- 300 Inmates	HDh. Neykurendhoo	New	29,251,400	-	-
P-DRS01-007	Construction of a Perimeter Security Wall in Maafushi Prison	K. Maafushi	On-going	3,000,000	-	-
				8,000,000	-	-

Office	Project name	Location	Status	2019	2020 Approved	2021
P-DPRS02-006	Upgrading of Maafushi Prison	K. Maafushi	On-going	6,200,000	-	-
P-DPRS28-001	Emergency Med Post & Crisis Care handlin Unit in Maafushi Prison	K. Maafushi	On-going	7,500,000	-	-
P-DPRS01-010	Construction of an ISO standard Armory	K. Maafushi	Retention	51,400	-	-
P-DPRS02-004	Upgrading of Male' Prison	Male' City	On-going	4,500,000	-	-
1008	Maldives Customs Service			4,694,977	843,307	-
P-MCS001-008	Construction of Customs Office Building in HA.Uligamu	HA. Uligamu	On-going	1,019,042	121,314	-
P-MCS001-005	Const. of Customs North Regional Head Office in Kulhudufushi	HDh. Kulhudufushi	On-going	3,675,935	721,993	-
1058	Ministry of Education			246,374,075	261,577,923	66,512,100
P-MOE001-004	Construction of 12 class room - HA.Baarah	HA. Baarah	On-going	13,690,026	720,528	-
P-MOE051-001	Ha.Kela Madh.Sh.Ibr Mitiprps Hal&Clisroom	HA. Kelaa	On-going	8,075,000	425,000	-
P-MOE001-145	Const. of 3 Storey Building (12 Classroom) in HA.Ihavandhoo	HA. Ihavandhoo	Retention	639,724	-	-
P-MOE034-001	Const. of 2 story buildin (4Classroom) in MSMTA - HA.Utheemu	HA. Utheemu	Retention	92,474	-	-
P-MOE001-163	Const. of AV room and Science room in HA.Vashafaru School	HA. Vashafaru	On-going	457,212	35,170	-
P-MOE049-001	Const. of 2 Class room and Science Lab in HA.Muraidhoo	HA. Muraidhoo	Retention	99,125	-	-
P-MOE001-162	Const. of AV room and Science room in HA.Thuraakunu School	HA. Thuraakunu	Retention	36,568	-	-
P-MOE001-144	Construction of 24 Classroom & Hall in HDh. Hanimaadhoo School	HDh. Hanimaadhoo	On-going	1,887,648	-	-
P-SCH001-001	Const. of 2 Classroom - HDh. Nellaidhoo	HDh. Nellaidhoo	New	900,000	900,000	200,000
P-SCH009-001	Const. of 5 Classroom - HDh. Nohivaram	HDh. Nohivaram	New	2,500,000	2,500,000	-
P-SCH010-001	Classroom & Staff Room - HDh. Kurinbi 5	HDh. Kurinbi	New	2,000,000	2,950,000	550,000
P-SCH031-001	Afeetuhdeen School Boundary Wall	HDh. Kulhudufushi	New	500,000	-	-
P-SCH032-001	Const.12 Classroom in AEC, Kulhudufushi	HDh. Kulhudufushi	New	3,000,000	-	-
P-SCH002-001	Const. of 12 Classroom - HDh. Vaikaradhoo	HDh. Vaikaradhoo	New	5,850,000	5,250,000	900,000
P-MOE037-001	Const. of 10 Classroom 2 Storey Building in HDh.Makunudhoo	HDh. Makunudhoo	Retention	484,739	-	-
P-MOE035-001	HDh.Finey School Staff room and Boundary Wall	HDh. Finey	Retention	33,390	-	-
P-MOE001-164	Construction of 2 class room in Sh. Narudhoo School	Sh. Narudhoo	Retention	49,601	-	-
P-MOE038-002	Construction of 2 Classroom and Toilet in Sh.Lhaimagu School	Sh. Lhaimagu	Retention	58,922	-	-

Office	Project name	Location	Status	2019	2020	2021
					Approved	
P-MOE001-054	Construction of 4 storey building and Hall in Sh.Miandhoo	Sh. Miandhoo	Retention	995,312	-	-
P-MOE030-001	Change N.Holhudhoo Meynaa School to One Campus	N. Holhudhoo	Retention	424,865	-	-
P-MOE053-001	Construction of 2 Classroom and Hall in N.Kendhikulhudhoo	N. Kendhikulhudhoo	Retention	248,550	-	-
P-SCH011-001	Cont. of Multi Purpose Hall in N.atoll Sc	N. Manadhoo	New	1,000,000	4,000,000	-
P-SCH012-001	Multi Purpose Hall - R. Hulhudhuffaaruu	R. Hulhudhuffaaruu	New	1,000,000	1,000,000	-
P-SCH013-001	Multi Purpose Hall - R. Alifushi	R. Alifushi	New	1,000,000	1,000,000	-
P-SCH014-001	Multi Purpose Hall - R. Ungoofaaru	R. Ungoofaaru	New	1,000,000	1,000,000	-
P-SCH015-001	Multi Purpose Hall - R. Maduwari	R. Maduwari	New	3,000,000	3,000,000	600,000
P-MOE040-001	Const. of a Multi-purpose Hall in R.AEC - R.Meedhoo	R. Meedhoo	Retention	171,140	-	-
P-MOE001-023	Construction of an Auditorium in R.Dhuvaafaru Primary School	R. Dhuvaafaru	Retention	84,555	-	-
P-MOE048-001	Const of 10 Class, Staff&AV room in Madh.lfthitah -Naifaru	Lh. Naifaru	On-going	2,109,332	117,446	-
P-SCH016-001	Multi Purpose Hall - Lh. Kurendhoo	Lh. Kurendhoo	New	2,500,000	-	-
P-SCH017-001	Const. of 6 classroom (2 story) -K.Huraa	K. Huraa	New	1,500,000	3,900,000	600,000
P-SCH003-001	Construction of New School -K.Kaashidhoo	K. Kaashidhoo	New	20,000,000	10,000,000	2,000,000
P-SCH018-001	MP Hall & 12 classroom - AA.Thoddo	AA. Thoddo	New	1,500,000	7,750,000	7,750,000
P-SCH004-001	Const. of 12 Classroom - Adh.Mahibadhoo	Adh. Mahibadhoo	New	7,800,000	3,000,000	1,200,000
P-SCH020-001	Multi Purpose Hall - V. Keyodhoo	V. Keyodhoo	New	2,500,000	-	-
P-SCH019-001	Multi Purpose Hall - V. Feidhoo	V. Feidhoo	New	2,000,000	4,000,000	-
P-SCH021-001	Multi-Purpose Hall& 5 CI room-Kolhufushi	M. Kolhufushi	New	1,500,000	4,500,000	-
P-MOE001-161	Construction of FAEC & Classroom, 2 Lab, Multipurpose Hall	F. Nliandhoo	On-going	6,284,749	409,820	-
P-MOE047-001	Construction of 6 Classroom 2 Storey Building in F.Magoodhoo	F. Magoodhoo	Retention	249,293	-	-
P-MOE055-001	Const. of 6 Classroom 2 Storey Building in F.AS - F.Feali	F. Feali	Retention	99,980	-	-
P-MOE057-001	Const. of 9 Classroom in Dh.Kudahuadhoo Education Centre	Dh. Kudahuadhoo	On-going	4,640,000	290,000	-
P-SCH022-001	Multi Purpose Hall - Dh. Maaenboodhoo	Dh. Maaenboodhoo	New	1,500,000	4,500,000	-
P-MOE001-071	Construction of 3 Classroom in Th. Kandoodhu School	Th. Kandoodhu	On-going	543,932	40,569	-
P-SCH023-001	Multi Purpose Hall - Th. Veymandoo	Th. Veymandoo	New	500,000	5,500,000	-

Office		Project name	Location	Status	2019	2020 Approved	2021
P-MOE001-165		Construction of Class rooms in Th. Madifushi School	Th. Madifushi	On-going	970,840	57,108	-
P-SCH024-001		Multi Purpose Hall - Th. Guraidhoo	Th. Guraidhoo	New	1,000,000	5,000,000	-
P-SCH025-001		Multi Purpose Hall - L. Isdhoo School	L. Isdhoo	New	1,000,000	1,000,000	-
P-MOE043-001		Const. of 5 Classroom and Multi-purpose Hall - L. Maavah	L. Maavah	On-going	1,943,677	215,964	-
P-MOE001-133		Construction of 04 class room - Ga. Nilandhoo	GA. Nilandhoo	Retention	56,190	-	-
P-MOE001-099		Const. of 12 Classroom in GA.AEC - GA. Villingili	GA. Villingili	On-going	3,063,759	340,418	-
P-SCH005-001		Const. of 10 Classroom - GA. Gemanafushi	GA. Gemanafushi	New	3,000,000	6,000,000	1,000,000
P-MOE001-136		Const. of 5 Classroom and Supervisor Room in GDh. Hoadehdhoo	GDh. Hoadehdhoo	Retention	339,513	-	-
P-SCH006-001		School Upgrading - GDh. Faresmaathodaa	GDh. Faresmaathodaa	New	4,000,000	2,000,000	-
P-SCH026-001		Const. of 6 classroom - GDh. Fiyoree	GDh. Fiyoree	New	2,000,000	3,400,000	600,000
P-MOE056-001		Const. of 6 Classroom 3 Story in Abubkr Skul - GDh. Thinadhoo	GDh. Thinadhoo	Retention	97,384	-	-
P-MOE061-001		GDh. Atoll School 3 story with 8 classroom - Ph2- GDh. Gaddhoo	GDh. Gaddhoo	Retention	340,668	-	-
P-SCH030-001		GDH. Gaddhoo School MP Hall & office building	GDh. Gaddhoo	New	8,250,000	8,250,000	1,500,000
P-SCH030-002		Upgrade GDh. Gaddhoo School & Laboratory	GDh. Gaddhoo	New	1,500,000	-	-
P-MOE044-001		Fuvamulak MJM School Mlt purpose Hall	Fuvamulak City	New	3,000,000	3,000,000	-
P-MOE025-001		Addu High School Multi Purpose Hall	S. Hithadhoo	New	4,500,000	-	-
P-MOE027-001		Const. of S. atoll School 3 storey building - S. Hulhumeedhoo	S. Hulhumeedhoo	Retention	1,070,580	-	-
P-SCH007-001		Const. of 5 Classrooms - S. Hulhudhoo	S. Hulhudhoo	New	1,500,000	3,000,000	500,000
P-SCH027-001		S. Maradhoo School New Building - 12 room	S. Maradhoo	New	5,566,000	4,034,000	2,400,000
P-SCH008-001		Const. of 6 Classroom -S. Maradhoo feydhoo	S. Maradhoo feydhoo	New	2,466,000	2,934,000	600,000
P-MOE001-141		Const. of 4 Storey Building (12 Classroom & Hall) in S. Feydhoo	S. Feydhoo	On-going	2,222,741	-	-
P-MOE075-001		Development of Play Area for Pre-School Students	Multiple Islands	On-going	1,656,788	-	-
P-SCH028-001		'Const. of a New School in Hulhumale'	Hulhumale'	New	30,000,000	60,000,000	10,000,000
P-MOE001-111		Construction of 8 Storey Classroom Block in Aminiyva School	Male' City	Retention	3,167,711	-	-
P-MOE064-001		Addition of 2 storeys to Iskandhar School Building	Male' City	Retention	154,392	-	-
P-MOE063-001		Construction of Dharumavantha School new building	Male' City	New	25,671,695	40,000,000	25,000,000

Office	Project name	Location	Status	2019	2020 Approved	2021
P-SCH029-001	CHSE 8 Storey Classroom Block	Male' City	New	33,330,000	55,557,900	11,112,100
1130	Maldives National University			14,400,001	22,500,000	15,000,000
P-MNU003-001	Const. of 3 Storey Classroom Block - HDh. Kulhudhuffushi	HDh. Kulhudhuffushi	Retention	1,032,966	-	-
P-MNU007-001	Construction of an Auditorium in Kulhudhuffushi Campus	HDh. Kulhudhuffushi	Retention	903,056	-	-
P-UNI001-001	Est. of Junior College-N.Kendhikolhudhoo	N. Kendhikolhudhoo	New	6,000,000	6,000,000	-
P-CHE001-006	Establishment of Medical School	Male' City	On-going	1,500,000	-	-
P-UNI002-001	Est. of Junior College - AA. Rasdhoo	AA. Rasdhoo	New	1,500,000	5,500,000	5,000,000
P-UNI003-001	Est. of Junior College - AA. Ukulhas	AA. Ukulhas	New	1,500,000	5,500,000	5,000,000
P-UNI004-001	Est. of Junior College - Th. Thimarafushi	Th. Thimarafushi	New	1,500,000	5,500,000	5,000,000
P-MNU004-001	Const. of Office Building & Student's Common Room - S. Hithadhoo	S. Hithadhoo	Retention	463,979	-	-
1163	Ministry of Health			128,856,305	39,505,418	772,540
P-HLT015-001	Upgrade Alimna Dhiyo HC to hospital	HA. Ihavandhoo	New	2,000,000	-	-
P-MOH007-121	Construction of a Laboratory in HA. Thakandhoo Health Centre	HA. Thakandhoo	Retention	53,000	-	-
P-MOH007-122	Construction of a Laboratory in HA. Thurakunu Health Centre	HA. Thurakunu	Retention	50,278	-	-
P-HLT016-001	Health Centre B. Wall - HDh. Hirimaradhoo	HDh. Hirimaradhoo	New	300,000	-	-
P-HLT017-001	Health Centre Upgrading - HDh. Naivaadhoo	HDh. Naivaadhoo	New	500,000	-	-
P-HLT014-001	Upgr. Health Centre - HDh. Noliivaranfaru	HDh. Noliivaranfaru	New	2,000,000	-	-
P-HLT001-001	Construction of Hospital - N. Velidhoo	N. Velidhoo	New	10,678,260	4,000,000	772,540
P-HLT018-001	Ext. of N. Atoll Hospital - N. Manadhoo	N. Manadhoo	New	3,000,000	4,000,000	-
P-MOH007-119	Construction of 6 Private Rooms in R. Ungoofaaru Regional Hosp	R. Ungoofaaru	On-going	1,361,557	-	-
P-HLT002-001	Upgrading of Hospital - R. Ungoofaaru	R. Ungoofaaru	New	5,000,000	-	-
P-HLT019-001	Upgr Health Center to Hospital-R. Meedhoo	R. Meedhoo	New	4,000,000	6,000,000	-
P-HLT020-001	Const of Rooms at Hospital-B. Eydhafushi	B. Eydhafushi	New	20,000,000	-	-
P-MOH001-022	Construction of B. Fehendhoo Health center	B. Fehendhoo	Retention	76,114	-	-
P-MOH070-001	Construction of Lh. Hinnavaru Health center	Lh. Hinnavaru	On-going	410,895	400,913	-
P-HLT003-001	Upgr HC to Hospital - Lh. Hinnavaru	Lh. Hinnavaru	New	7,000,000	3,678,260	-

Office		Project name	Location	Status	2019	2020 Approved	2021
P-MOH073-001	Lh.Naifaru Atoll Hospital Extension project	Lh. Naifaru	Retention	27,073	-	-	
P-HLT004-001	Upgr. Health Centre. & Lab - K.Dhiffushi	K. Dhiffushi	New	5,000,000	3,000,000	-	
P-HLT005-001	Upgr. HC to Hospital-ADh.Maamingili	ADh. Maamingili	New	5,000,000	5,000,000	-	
P-HLT021-001	Purch. Lab Equipment. - ADh.Dhigurah	ADh. Dhigurah	New	500,000	-	-	
P-MOH092-001	Extension of F.Nilandhoo Atoll Hospital	F. Nilandhoo	Retention	422,389	-	-	
P-HLT022-001	Upgr. of Health Centre - F. Bilehdhoo	F. Bilehdhoo	New	1,500,000	500,000	-	
P-HLT006-001	Dh.Kudahuadhoo Hospital New Building	Dh. Kudahuadhoo	New	4,000,000	4,000,000	-	
P-HLT007-001	Upgr. of Health Centre - Th.Kandoodhoo	Th. Kandoodhoo	New	1,000,000	2,000,000	-	
P-HLT023-001	Upgr. of Health Centre - Th. Vilufushi	Th. Vilufushi	New	1,000,000	-	-	
P-HLT024-001	Upgrading of Hospital - Th. Veymandoo	Th. Veymandoo	New	1,000,000	-	-	
P-HLT025-001	Upgr. H.Centre to Hospi. -Th. Thimara fushi	Th. Thimara fushi	New	1,000,000	-	-	
P-MOH007-123	L. Isdhoo Health Centre Upgrade	L. Isdhoo	Retention	52,184	-	-	
P-HLT026-001	Health Centre Boundary Wall - GA. Kondey	GA. Kondey	New	400,000	-	-	
P-HLT011-001	Const. of Lab in HC-GDh.Nadalla	GDh. Nadellaa	New	750,000	750,000	-	
P-HLT010-001	Upgr. Health Centre & Lab -GDh.Madaveli	GDh. Madaveli	New	2,250,000	250,000	-	
P-HLT009-001	Tertiary Hospital -GDh.Thinadhoo	GDh. Thinadhoo	New	29,346,295	653,705	-	
P-HLT008-001	Upgr.HealthCent to Hospital- GDh.Gaddhoo	GDh. Gaddhoo	New	14,678,260	772,540	-	
P-HLT012-001	Upgrading Hospital - Fuvahmulah City	Fuvahmulah City	New	2,000,000	2,000,000	-	
P-HLT013-001	Upgrading Health Centre - S.Hulhudhoo	S. Hulhudhoo	New	2,500,000	2,500,000	-	
1226	Regional Airports			189,225,938	318,662,610	78,850,000	
P-RAP002-007	Development of HA.Maafinolhu Airport with reclamation	HA. Maafinolhu	On-going	90,000,000	80,841,610	9,000,000	
P-AIR001-001	Upgrading of int.Airport - Hanimaadhoo	HDh. Hanimaadhoo	New	1,500,000	-	-	
P-RAP002-003	HDh.Kulhuhuffushi Airport with reclamation	HDh. Kulhuhuffushi	Retention	5,764,461	-	-	
P-AIR002-001	Airport Development Study -HDh.Makunudhoo	HDh. Makunudhoo	New	500,000	-	-	
P-RAP002-004	Sh.Funadhoo Airport with reclamaion	Sh. Funadhoo	Retention	2,751,652	-	-	
P-AIR003-001	Establishment of Airport - M.Muli	M. Muli	New	39,850,000	149,200,000	9,950,000	

Office	Project name	Location	Status	2019	2020 Approved	2021
P-REC020-001	Land Rec. for Airport Devmt - F. Nilandhoo	F. Nilandhoo	New	5,000,000	-	-
P-RAP002-006	Development of GDh. Maavarulu Airport	GDh. Maavarulu	Retention	3,539,825	-	-
P-RAP002-002	G.Dh. Faresmaathoda Airport	GDh. Faresmaathoda	Awarded	40,320,000	88,621,000	59,900,000
1215	Ministry of Youth, Sports & Community Empowerment			106,283,762	4,580,000	200,920,000
P-HYS002-020	Dev. of Sports Infrastructure Facilities - HA. Hoarafushi	HA. Hoarafushi	On-going	612,754	-	-
P-HYS015-001	Development of a Sports Arena - HA. Ihavandhoo	HA. Ihavandhoo	On-going	295,386	-	-
P-SPT013-001	Const. of a Turf Ground - HA. Ihavandhoo	HA. Ihavandhoo	New	500,000	-	-
P-HYS0101-001	Dev. of Sports Infrastructure Facilities - HA. Maarandhoo	HA. Maarandhoo	On-going	69,365	-	-
P-SPT014-001	Dev. of Football Ground - HA. Maarandhoo	HA. Maarandhoo	New	800,000	-	-
P-SPT015-001	Dev. of Futsal Ground - HA. Molhadhoo	HA. Molhadhoo	New	500,000	-	-
P-HYS094-001	Dev. of Sports Infrastructure Facilities - HA. Filladhoo	HA. Filladhoo	On-going	74,348	-	-
P-HYS002-011	Development of a Sports Arena - HA. Dhidhoo	HA. Dhidhoo	On-going	71,020	-	-
P-SPT001-001	Dev. of 2 Futsal Gro. (Turf) - HA. Dhidhoo	HA. Dhidhoo	New	1,400,000	600,000	-
P-HYS005-027	Development of a Sports Arena - HA. Thankandhoo	HA. Thankandhoo	On-going	72,453	-	-
P-HYS033-001	Dev. of Sports Infrastructure Facilities - HDh. Hanimaadhoo	HDh. Hanimaadhoo	On-going	187,106	-	-
P-HYS006-015	Dev. of Sports Infrastructure Facilities - HDh. Hirimaradhoo	HDh. Hirimaradhoo	On-going	49,640	-	-
P-HYS080-001	Dev. of Sports Infrastructure Facilities - HDh. Nellaidhoo	HDh. Nellaidhoo	On-going	72,453	-	-
P-SPT017-001	Football Ground Leveling - HDh. Nellaidhoo	HDh. Nellaidhoo	New	100,000	-	-
P-HYS034-001	Dev. of Sports Infrastructure Facilities - HDh. Neykurendhoo	HDh. Neykurendhoo	On-going	72,453	-	-
P-HYS005-018	Dev. of Sports Infrastructure Facilities - HDh. Nohivaranfaru	HDh. Nohivaranfaru	On-going	87,209	-	-
P-HYS017-001	Dev. of Sports Infrastructure Facilities - HDh. Nohivaram	HDh. Nohivaram	On-going	59,944	-	-
P-SPT018-001	Football Ground Boundary Wall - HDh. Kurinbi	HDh. Kurinbi	New	300,000	-	-
P-HYS002-032	Const. of Youth Centre (Cont. Finance) - HDh. Kulhudhuffushi	HDh. Kulhudhuffushi	On-going	230,285	-	-
P-HYS002-031	Development of a Sports Arena - HDh. Kulhudhuffushi	HDh. Kulhudhuffushi	On-going	183,647	-	-
P-SPT016-001	Youth Centre Equipment - HDh. Kulhudhuffushi	HDh. Kulhudhuffushi	New	500,000	-	-
P-HYS035-001	Dev. of Sports Infrastructure Facilities - HDh. Kumundhoo	HDh. Kumundhoo	On-going	72,479	-	-

Office	Project name	Location	Status	2019	2020 Approved	2021
P-HYS036-001	Dev. of Sports Infrastructure Facilities - HDh. Vaikardhoo	HDh. Vaikardhoo	On-going	69,365	-	-
P-SPT019-001	Est. of Youth Centre - HDh. Vaikardhoo	HDh. Vaikardhoo	New	1,000,000	-	-
P-HYS037-001	Dev. of Sports Infrastructure Facilities - HDh. Makunudhoo	HDh. Makunudhoo	On-going	43,109	-	-
P-HYS143-001	Development of Sports Infrastructure Facilities - HDh. Finey	HDh. Finey	On-going	14,498	-	-
P-SPT012-001	Upgrading of Football Ground - HDh. Finey	HDh. Finey	New	800,000	-	-
P-HYS043-001	Dev. of Sports Infrastructure Facilities - Sh. Milandhoo	Sh. Milandhoo	On-going	235,733	-	-
P-HYS002-016	Development of a Sports Arena - Sh. Funadhoo	Sh. Funadhoo	On-going	13,750	-	-
P-HYS081-001	Dev. of Sports Infrastructure Facilities - Sh. Feydhoo	Sh. Feydhoo	On-going	29,895	-	-
P-HYS042-001	Dev. of Sports Infrastructure Facilities - N. Manadhoo	N. Manadhoo	On-going	45,883	-	-
P-HYS112-001	Dev. of Sports Infrastructure Facilities - N. Maalhendhoo	N. Maalhendhoo	On-going	37,866	-	-
P-HYS088-001	Development of Sports Infrastructure Facilities - N. Maafaru	N. Maafaru	On-going	67,500	-	-
P-HYS098-001	Development of Sports Infrastructure Facilities - N. Landhoo	N. Landhoo	On-going	74,067	-	-
P-HYS002-028	Dev. of Sports Infrastructure Facilities - R. Hulhudhuffaru	R. Hulhudhuffaru	On-going	66,525	-	-
P-SPT010-001	Dev. Football Stadium - R. Angolitheemu	R. Angolitheemu	New	500,000	-	-
P-HYS020-001	Development of Sports Infrastructure Facilities - R. Alifushi	R. Alifushi	On-going	323,406	-	-
P-SPT002-001	Turfing of Football Ground - R. Alifushi	R. Alifushi	New	825,000	-	-
P-SPT011-001	Deve of R. Vaadhoo Football Stadium	R. Vaadhoo	New	500,000	-	-
P-HYS082-001	Dev. of Sports Infrastructure Facilities - R. Maakurath	R. Maakurath	On-going	70,394	-	-
P-SPT003-001	Dev. of Football Ground - R. Maakurathu	R. Maakurathu	New	900,000	-	-
P-HYS045-001	Development of Sports Infrastructure Facilities - R. Meedhoo	R. Meedhoo	On-going	72,669	-	-
P-SPT004-001	Dev. of Football Ground - R. Meedhoo	R. Meedhoo	New	900,000	-	-
P-SPT020-001	Dev. of Football Ground - B. Eydhafushi	B. Eydhafushi	New	1,000,000	-	-
P-SPT005-001	Upgr. of Football Ground - Lh. Hinnavaru	Lh. Hinnavaru	New	850,000	-	-
P-SPT021-001	Upgr. of Football Ground - Lh. Kurendhoo	Lh. Kurendhoo	New	1,000,000	-	-
P-HYS002-008	'Development of a Sports Arena - K. Hulhumale	Hulhumale'	On-going	31,164,944	-	-
P-HYS006-029	'Development of Football Training School - Hulhumale	Hulhumale'	On-going	3,000,000	-	-

Office	Project name	Location	Status	2019	2020 Approved	2021
P-HYS005-017	Developemnt of Futsal Pitch - K.Huraa	K. Huraa	On-going	70,336	-	-
P-HYS047-001	Development of a Sports Arena - K.Maafushi	K. Maafushi	On-going	14,293	-	-
P-HYS085-001	Dev. of Sports Infrastructure Facilities - K.Dhiffushi	K. Dhiffushi	On-going	70,336	-	-
P-HYS048-001	Dev. of Sports Infrastructure Facilities - K.Thulusdhoo	K. Thulusdhoo	On-going	15,684	-	-
P-HYS002-033	Upgrading of Vilimale' Youth Centre	Vilimale'	On-going	1,001,550	-	-
P-HYS002-013	Upgrading of Male' Youth Centre	Male' City	On-going	202,011	-	-
P-HYS050-001	Dev. of Sports Infrastructure Facilities - AA.Thoddo	AA. Thoddo	On-going	478,286	-	-
P-SPT006-001	Recla & Dev. Football Ground -Fenfushi	ADh. Fenfushi	New	1,500,000	500,000	-
P-SPT022-001	Completion of Futsal Ground - V.Keyodhoo	V. Keyodhoo	New	1,000,000	-	-
P-HYS138-001	Dev. of Sports Infrastructure Facilities - V.Felidhoo	V. Felidhoo	On-going	92,637	-	-
P-SPT023-001	Dev. of Football Ground - M.Naalaafushi	M. Naalaafushi	New	800,000	-	-
P-HYS051-001	Dev. of Sports Infrastructure Facilities - M.Kolufushi	M. Kolufushi	On-going	455,128	-	-
P-HYS052-001	Development of Sports Infrastructure Facilities - M.Mulah	M. Mulah	On-going	17,900	-	-
P-SPT007-001	Dev. of Futsal Ground - M.Dhiggaru	M. Dhiggaru	New	825,000	-	-
P-HYS054-001	Dev. of Sports Infrastructure Facilities - F.Bliehdhoo	F. Bliehdhoo	On-going	52,306	-	-
P-SPT025-001	Football Ground Turfing-Dh.Kudahuvadhoo	Dh. Kudahuvadhoo	New	800,000	-	-
P-HYS072-001	Dev. of Sports Infrastructure Facilities - Dh.Maaenboodhoo	Dh. Maaenboodhoo	On-going	38,640	-	-
P-SPT024-001	Dev. of Youth Centre - Dh. Maaenboodhoo	Dh. Maaenboodhoo	New	2,500,000	-	-
P-HYS002-022	Dev. of Sports Infrastructure Facilities - Th.Kibidhoo	Th. Kibidhoo	On-going	26,777	-	-
P-SPT031-001	Dev. of Youth Centre - Th. Vilufushi	Th. Vilufushi	New	1,500,000	750,000	250,000
P-SPT032-001	Dev. of Football Ground - Th. Vilufushi	Th. Vilufushi	New	900,000	-	-
P-HYS002-023	Dev. of Sports Infrastructure Facilities - Th.Madifushi	Th. Madifushi	On-going	160,489	-	-
P-HYS117-001	Dev. of Sports Infrastructure Facilities - Th.Dhiyamigilli	Th. Dhiyamigilli	On-going	372,590	-	-
P-HYS002-004	Dev. of Sports Infrastructure Facilities - Th.Thimarafushi	Th. Thimarafushi	On-going	67,741	-	-
P-HYS055-001	Dev. of Sports Infrastructure Facilities - Th.Guraidhoo	Th. Guraidhoo	On-going	67,258	-	-
P-SPT026-001	Dev. Futsal Ground - L. Hithadhoo	L. Hithadhoo	New	300,000	-	-

Office	Project name	Location	Status	2019	2020 Approved	2021
P-SPT027-001	Dev. Futsal Ground - L. Kunahandhoo	L. Kunahandhoo	New	300,000	-	-
P-HYS095-001	Dev. of Sports Infrastructure Facilities - L. Maabaidhoo	L. Maabaidhoo	On-going	18,591	-	-
P-HYS014-001	Development of a Sports Arena - L. Fonadhoo	L. Fonadhoo	On-going	69,796	-	-
P-HYS006-005	Development of a Sports Arena (futsal Pitch) - L. Gan	L. Gan	On-going	229,304	-	-
P-SPT028-001	Dev. Futsal Ground - GA. Kanduhulhuddhoo	GA. Kanduhulhuddhoo	New	800,000	-	-
P-HYS006-023	Development of Sports Infrastructure Facilities - GA. Kodey	GA. Kondey	On-going	51,189	-	-
P-SPT029-001	Dev. Futsal Ground - GA. Kondey	GA. Kondey	New	800,000	-	-
P-HYS005-031	Dev. of Sports Infrastructure Facilities - GA. Maamendhoo	GA. Maamendhoo	On-going	69,365	-	-
P-HYS005-032	Dev. of Sports Infrastructure Facilities - GA. Dhaandhoo	GA. Dhaandhoo	On-going	436,390	-	-
P-HYS083-001	Dev. of Sports Infrastructure Facilities - GA. Dhevwadhoo	GA. Dhevwadhoo	On-going	63,875	-	-
P-HYS058-001	Dev. of Sports Infrastructure Facilities - GA. Gemanafushi	GA. Gemanafushi	On-going	69,365	-	-
P-HYS089-001	Dev. of Sports Infrastructure Facilities - GDh. Nadella	GDh. Nadella	On-going	63,875	-	-
P-HYS060-001	Dev. of Sports Infrastructure Facilities - GDh. Rathafandhoo	GDh. Rathafandhoo	On-going	67,413	-	-
P-HYS005-016	Dev. of Sports Infrastructure Facilities - GDh. Vaadhoo	GDh. Vaadhoo	On-going	55,081	-	-
P-HYS061-001	Development of Sports Infrastructure Facilities - GDh. Madav	GDh. Madavelli	On-going	31,546	-	-
P-HYS059-001	Dev. of Sports Infrastructure Facilities - GDh. Faresmaathoda	GDh. Faresmaathoda	On-going	44,169	-	-
P-HYS062-001	Dev. of Sports Infrastructure Facilities - GDh. Fiyoaree	GDh. Fiyoaree	On-going	88,946	-	-
P-HYS006-001	Development of a Sports Arena (Outdoor Gym) - GDh. Thinadhoo	GDh. Thinadhoo	On-going	1,195,663	-	-
P-SPT035-001	Dev. Futsal Ground (South) - GDh. Thinadhoo	GDh. Thinadhoo	New	1,000,000	-	-
P-SPT035-002	Dev. Futsal Ground (North) - GDh. Thinadhoo	GDh. Thinadhoo	New	1,000,000	-	-
P-SPT035-003	Sports Arena Indo Complex - GD. Thinadhoo	GDh. Thinadhoo	New	2,000,000	-	-
P-SPT035-004	GDh. Thinadhu (North) F. Ground Turf&fence	GDh. Thinadhoo	New	4,000,000	-	-
P-HYS005-025	Dev. of Sports Infrastructure Facilities - GDh. Gaddhoo	GDh. Gaddhoo	On-going	36,694	-	-
P-HYS006-006	Development of a Sports Arena - Gn. Fuvahmulah	Fuvahmulah City	On-going	1,292,952	-	-
P-SPT033-001	Stadium Football Ground Turfing - FVM	Fuvahmulah City	New	360,000	-	-
P-SPT033-002	Football Ground Turfing - Hoadhandu, FVM	Fuvahmulah City	New	3,000,000	-	-

Office	Project name	Location	Status	2019	2020 Approved	2021
P-SPT033-003	Upg. Sports Area - Dhandimagaj,Fuwahmulah	Fuwahmulah City	New	5,000,000	-	-
P-SPT034-001	Dev. Indo Sports Complex-Fuwahmulah City	Fuwahmulah City	New	8,000,000	-	-
P-HYS002-005	Development of a Sports Arena - S.Hithadhoo	S. Hithadhoo	On-going	176,466	-	-
P-SPT036-001	Dev. of Futsal Pitch E-Dhigali,S.Hithadhoo	S. Hithadhoo	New	800,000	-	-
P-SPT037-001	Est. of Youth Centre - S. Hithadhoo	S. Hithadhoo	New	5,000,000	-	-
P-HYS005-033	Dev. of Sports Infrastructure Facilities - S.Hulhuthoo	S. Hulhuthoo	On-going	323,406	-	-
P-HYS030-001	Development of a Sports Arena - S.Maradhoo	S. Maradhoo	On-going	25,325	-	-
P-SPT030-001	Football Ground Turfing - S. Maradhoo	S. Maradhoo	New	1,000,000	-	-
P-HYS063-001	Dev. of Sports Infrastructure Facilities - S.MaradhooFeydhoo	S. MaradhooFeydhoo	On-going	67,258	-	-
P-HYS031-001	Development of Sports Infrastructure Facilities - S.Meedhoo	S. Meedhoo	On-going	235,647	-	-
P-SPT008-001	Development of Youth Centre - S.Meedhoo	S. Meedhoo	New	1,500,000	1,830,000	370,000
P-HYS029-001	Dev. of Sports Complex (Contractor Finance) - S.Feydhoo	S. Feydhoo	On-going	1,967,338	-	-
P-SPT009-001	Stadium (FootballGround&Track)-S.Feydhoo	S. Feydhoo	New	1,800,000	900,000	300,000
P-DUMMY-232	New Sports Projects	Multiple Islands	New	-	-	200,000,000
1271	Department of Heritage			2,000,000	-	-
P-SOC003-001	Upgrade Uthymu B.thakrufn Hadhany Markaz	HA. Utheemu	New	2,000,000	-	-
1224	Ministry of National Planning and Infrastructure			1,499,249,057	1,918,232,659	906,958,270
P-HTE109-001	Harbor Construction Project - HA.Kelaa	HA. Kelaa	Retention	667,340	-	-
P-ROD001-001	Road Construction - HA.Kelaa	HA. Kelaa	New	13,250,000	58,150,000	12,600,000
P-HBR044-001	Harbor Project (Phase II)- HA. Kelaa	HA. Kelaa	New	5,000,000	-	-
P-REC002-001	Land Reclamation - HA.Ihavandhoo	HA. Ihavandhoo	New	45,695,000	3,705,000	-
P-HBR042-001	Harbor Upgrading - HA. Ihavandhoo	HA. Ihavandhoo	New	2,000,000	-	-
P-HTE011-153	Construction of Chanel - HA.Yashafaru	HA. Yashafaru	Retention	171,912	-	-
P-HBR004-001	Harbour Construction - HA.Molhadhoo	HA. Molhadhoo	New	13,000,000	14,450,000	3,050,000
P-HTE046-009	Harbor Construction Project - HA.Filladhoo	HA. Filladhoo	Retention	705,062	-	-
P-HTE061-003	Road Construction - HA.Dhidhoo	HA. Dhidhoo	Retention	1,160,304	-	-

Project name		Location	Status	2019	2020	2021
Office	Project name	Location	Status	2019	2020	2021
P-HBR043-001	Jetty Construction - HA. Dhidhdhoo	HA. Dhidhdhoo	New	3,500,000	350,000	-
P-REC003-001	Land Reclamation - HA. Thuraakunu	HA. Thuraakunu	New	6,175,000	6,175,000	-
P-HBR045-001	Harbor Upgrading - HDh. Hanimaadhoo	HDh. Hanimaadhoo	New	2,000,000	-	-
P-HBR046-001	Upgrade Entrance Channel - HDh. Naivaadhoo	HDh. Naivaadhoo	New	1,000,000	-	-
P-HBR005-001	Upgrading of Harbour - HDh. Nellaidhoo	HDh. Nellaidhoo	New	7,915,443	19,973,010	14,397,548
P-HTE061-001	Road Construction - HDh. Kulhudhuffushi	HDh. Kulhudhuffushi	Ongoing	10,000,000	37,800,000	67,200,000
P-HTE077-001	HDh. Kulhudhuffushi Harbor Expansion Project	HDh. Kulhudhuffushi	Ongoing	5,972,785	1,691,797	-
P-ROD015-001	Insatll Road Speed Breakers-Kulhudhuffushi	HDh. Kulhudhuffushi	New	500,000	-	-
P-HBR006-001	Development of slipway - HDh. Makunodhoo	HDh. Makunodhoo	New	10,000,000	3,050,000	-
P-HBR009-001	Upgrading of Harbour - Sh. Noomaraa	Sh. Noomaraa	New	8,252,663	15,750,500	3,324,500
P-HBR010-001	Upgrading of Harbour - Sh. Bileffahi	Sh. Bileffahi	New	10,000,000	14,450,000	3,050,000
P-HBR008-001	Upgr. Harbour&Shore Protection-Sh. Lhaimagu	Sh. Lhaimagu	New	12,000,000	18,270,000	5,230,000
P-HTE011-044	Land Recla, Coastal Protection and Quay Wall - Sh. Komandoo	Sh. Komandoo	Retention	2,478,611	-	-
P-HBR012-001	Upgrading of Harbour - Sh. Komandoo	Sh. Komandoo	New	14,500,328	21,490,230	15,039,443
P-HTE011-131	Upgrading of Harbor - Sh. Maaugoodhoo	Sh. Maaugoodhoo	Retention	344,334	-	-
P-HBR007-001	Reconstruction of Harbour - Sh. Feevah	Sh. Feevah	New	10,352,131	15,306,492	5,347,000
P-HTE106-001	Road Construction - Sh. Funadhoo	Sh. Funadhoo	Retention	1,277,946	-	-
P-HBR011-001	Upgrading of Harbour - Sh. Feydhoo	Sh. Feydhoo	New	8,822,689	19,003,882	13,299,430
P-HBR039-001	Sh. Foakaidhoo Harbor Upgrading	Sh. Foakaidhoo	New	7,000,000	8,430,000	6,834,377
P-HTE046-011	Jetty Construction - N. Henbadhoo	N. Henbadhoo	New	13,650,000	15,172,500	3,202,500
P-HBR013-001	Upgrading of Harbour - N. Miladhoo	N. Miladhoo	New	13,881,443	20,573,010	14,397,548
P-HTE011-089	Ease of Access - N. Foddhoo	N. Foddhoo	Retention	411,227	-	-
P-HBR014-001	Upgrading of Harbour- N. Landhoo	N. Landhoo	New	12,352,131	18,306,492	12,811,377
P-HTE011-140	Construction of Channel Sea Wall - R. Hulhudhuffaaruu	R. Hulhudhuffaaruu	Retention	170,550	-	-
P-ROD002-001	Road Construction - R. Hulhudhuffaaruu	R. Hulhudhuffaaruu	New	5,825,000	23,500,000	5,175,000
P-HBR016-001	Upgrading of Harbour - R. Rasmadhoo	R. Rasmadhoo	New	13,000,000	14,450,000	3,050,000

Office	Project name	Location	Status	2019	2020 Approved	2021
P-HBR002-001	Upgrading of Harbour - R. Rasgetheemu	R. Rasgetheemu	New	9,371,148	12,754,852	5,014,000
P-HTE046-012	Jetty Construction - R. Rasgetheemu	R. Rasgetheemu	New	2,000,000	-	-
P-HBR038-001	R. Angolitheem Harbor Upgrading	R. Angolitheemu	New	8,500,000	-	-
P-REC018-001	R. Alifushi 10 Hector Land Reclamation	R. Alifushi	New	3,705,000	20,995,000	-
P-ROD016-001	Road Construction - R. Alifushi	R. Alifushi	New	2,000,000	5,000,000	7,000,000
P-HTE011-054	Harbor Construction - R. Inguraidhoo	R. Inguraidhoo	Retention	1,171,211	-	-
P-HBR015-001	Harbour Construction - R. Maduwari	R. Maduwari	New	15,000,000	26,400,000	4,600,000
P-HTE011-148	Construction of Quay Wall - R. Maakuraithu	R. Maakuraithu	Retention	206,910	-	-
P-REC004-001	Land Reclamation - R. Dhuvaafaru	R. Dhuvaafaru	New	61,750,000	-	-
P-HBR018-001	Harbour Construction - B. Kihaadhoo	B. Kihaadhoo	New	13,000,000	14,450,000	3,050,000
P-HBR020-001	Harbour Construction - B. Kudarikilu	B. Kudarikilu	New	14,170,000	15,750,500	3,324,500
P-ROD003-001	Road Construction - B. Eydhafushi	B. Eydhafushi	New	17,150,000	76,350,000	16,500,000
P-HTE046-013	Harbour Construction - B. Fulhadhoo	B. Fulhadhoo	On-going	11,623,852	8,597,022	-
P-HTE046-014	Jetty Construction - B. Fehendhoo	B. Fehendhoo	New	15,340,000	17,051,000	3,599,000
P-HBR019-001	Harbour Construction - B. Dhonfanu	B. Dhonfanu	New	13,000,000	14,450,000	3,050,000
P-HTE011-137	Harbor Construction - B. Thulhaadhoo	B. Thulhaadhoo	Retention	1,288,446	-	-
P-HBR017-001	Upgrading of Harbour - B. Goidhoo	B. Goidhoo	New	15,340,000	17,051,000	3,599,000
P-HTE120-001	Lh. Naifaru Harbor Sea Wall Construction	Lh. Naifaru	Retention	679,436	-	-
P-HTE011-052	Harbor Construction Project - Lh. Naifaru	Lh. Naifaru	Retention	1,771,484	-	-
P-HTE011-096	Harbor Construction Project - Lh. Kurendhoo	Lh. Kurendhoo	Retention	1,268,971	-	-
P-HBR047-001	Harbor Project (Phase II) - K. Himmafushi	K. Himmafushi	New	1,500,000	-	-
P-HTE089-001	Land Reclamation Project - K. Huraa	K. Huraa	On-going	19,440,824	-	-
P-HBR048-001	Harbor Upgrading - K. Huraa	K. Huraa	New	2,000,000	-	-
P-REC001-001	K. Huraa Land Reclamation&revetment (Ph2)	K. Huraa	Awarded	35,660,124	35,660,124	-
P-HTE011-149	Construction of Channel - K. Kaashidhoo	K. Kaashidhoo	On-going	3,029,850	386,325	-
P-REC007-001	Land Reclamation - K. Maafushi	K. Maafushi	New	24,700,000	-	-

Office		Project name	Location	Status	2019	2020 Approved	2021
P-HTE011-151		Coastal Protection of Jetty Area - K. Thulusdhoo	K. Thulusdhoo	New	1,500,000	1,000,000	-
P-HTE011-112		Harbor Construction Project - K. Gaafaru	K. Gaafaru	Retention	1,181,976	-	-
P-HTE113-001		Harbor Construction Project (Phase 2) - K. Guraidhoo	K. Guraidhoo	Retention	325,836	-	-
P-HTE011-111		Harbor Construction Project - K. Guraidhoo	K. Guraidhoo	Retention	846,625	-	-
P-REC006-001		Land Reclamation - K. Guraidhoo	K. Guraidhoo	New	24,700,000	-	-
P-REC005-001		Land Reclamation - K. Gulhi	K. Gulhi	New	21,200,000	3,500,000	-
P-HTE104-001		Harbor Construction Project - K. Viigijili	Villimale'	Retention	247,294	-	-
P-HTE061-009		Upgrading of Male' Roads	Male' City	On-going	25,000,000	25,000,000	-
P-HTE134-001		MHI Annex and Lab Construction	Male' City	On-going	18,000,000	25,101,028	21,097,448
P-HTE072-001		Construction of Male-Hulhule' Bridge Project	Male' City	On-going	13,111,845	1,531,784	-
P-HTE164-002		Male' East Cost Re-development Project	Male' City	On-going	15,565,505	11,234,425	-
P-HTE072-002		Male' Industrial Village Development Project	Male' City	Retention	6,793,800	-	-
P-HTE122-002		Storm Water Development and Maintenance (Male') Phase 4	Male' City	Retention	406,997	-	-
P-SOC008-001		'Const. of Multi Storey Parking - Male	Male' City	New	62,500,000	62,500,000	62,500,000
P-HTE072-009		Male-Hulhule' bridge toll system installation Project	Male' City	Awarded	56,865,105	1,723,185	-
P-HTE011-147		Harbour Construction - AA.Himandhoo	AA. Himandhoo	On-going	23,230,446	10,646,935	-
P-HTE011-141		Sea Wall Construction - AA.Rasdho	AA. Rasdho	On-going	8,211,499	248,833	-
P-REC009-001		Land Reclamation - AA.Bodufulhadho	AA. Bodufulhadho	New	3,705,000	20,995,000	-
P-REC008-001		Land Reclamation - AA.Ukulhas	AA. Ukulhas	New	3,705,000	20,995,000	-
P-HBR049-001		Harbor Upgrading - ADh. Hangnaameedho	ADh. Hangnaameedho	New	1,500,000	500,000	-
P-HTE011-154		Harbor Construction Project - ADh. Mahibadho	ADh. Mahibadho	On-going	1,678,030	800,403	-
P-HBR021-001		Harbour Construction - ADh.Mandho	ADh. Mandho	New	13,650,000	15,172,500	3,202,500
P-HBR050-001		Const. of Breakwater - ADh.Fenfushi	ADh. Fenfushi	New	5,000,000	-	-
P-HTE011-124		Harbor Construction Project - ADh.Dhagethi	ADh. Dhagethi	Retention	1,319,032	-	-
P-HBR051-001		Harbor Construction - ADh. Dhidhdho	ADh. Dhidhdho	New	3,000,000	-	-
P-HBR022-001		Construction of T-Jetty - V.Rakeedho	V. Rakeedho	New	13,000,000	14,450,000	3,050,000

Office	Project name	Location	Status	2019		2020		2021	
						Approved			
P-HTE011-125	Harbor Construction Project - V. Keyodhoo	V. Keyodhoo	Retention	460,517	-	-	-	-	-
P-HBR003-001	V. Keyodhoo Harbor (Phase 2)	V. Keyodhoo	Awarded	13,414,662	3,861,797	-	-	-	-
P-HTE081-001	Jetty Construction - V. Fuiidhoo	V. Fuiidhoo	On-going	4,085,402	123,800	-	-	-	-
P-HBR037-001	V. Feidhoo Harbour	V. Feidhoo	New	5,676,228	6,422,966	-	-	1,566,577	-
P-HTE011-157	M. Naalaafushi Harbor	M. Naalaafushi	Awarded	12,490,793	312,270	-	-	-	-
P-HTE012-005	Reconstruction of harbour-M. Veyvah	M. Veyvah	Awarded	9,245,443	237,063	-	-	-	-
P-ROD017-001	Road Construction - M. Mulah	M. Mulah	New	1,500,000	10,000,000	-	-	6,000,000	-
P-ROD004-001	Est. Causeway - M. Muli/M. Naalaafushi	M. Muli	New	2,675,000	9,475,000	-	-	1,350,000	-
P-HTE011-114	Harbor Construction - F. Nilandhoo	F. Nilandhoo	Retention	1,674,815	-	-	-	-	-
P-HTE159-001	Sea Wall Construction - F. Bilehdhoo	F. Bilehdhoo	Retention	278,761	-	-	-	-	-
P-REC011-001	Land Reclamation - F. Magoodhoo	F. Magoodhoo	New	10,500,000	38,833,333	-	-	-	-
P-REC010-001	Land Reclamation - F. Feeali	F. Feeali	New	10,500,000	38,833,333	-	-	-	-
P-HBR052-001	Harbor Upgrading - F. Dharanboodhoo	F. Dharanboodhoo	New	1,500,000	-	-	-	-	-
P-HBR024-001	Upgrading of Harbour - Dh. Huludheli	Dh. Huludheli	New	8,000,000	14,450,000	-	-	3,050,000	-
P-HBR023-001	Harbour Construction - Dh. Rinbudhoo	Dh. Rinbudhoo	New	14,170,000	15,750,500	-	-	3,324,500	-
P-HTE061-005	Road Construction - Dh. Kudahuvaadhoo	Dh. Kudahuvaadhoo	Retention	3,592,776	-	-	-	-	-
P-HBR053-001	Regional Harbor Dev. Study - Kudahuvaadhoo	Dh. Kudahuvaadhoo	New	3,000,000	-	-	-	-	-
P-REC012-001	Land Reclamation - Dh. Maaenboodhoo	Dh. Maaenboodhoo	New	10,500,000	14,200,000	-	-	-	-
P-HBR025-001	Upgrading of Harbour - Dh. Meedhoo	Dh. Meedhoo	New	10,240,000	17,051,000	-	-	3,599,000	-
P-REC013-001	Land Reclamation - Th. Hirilandhoo	Th. Hirilandhoo	New	10,500,000	38,833,333	-	-	-	-
P-HBR027-001	Harbour Construction - Th. Omadhoo	Th. Omadhoo	New	13,650,000	15,172,500	-	-	3,202,500	-
P-HTE061-013	Road Construction - Th. Vilufushi	Th. Vilufushi	Retention	3,115,929	-	-	-	-	-
P-HBR054-001	Channeling of a new Entrance - Vilufushi	Th. Vilufushi	New	800,000	-	-	-	-	-
P-ROD006-001	Est. Causeway-Th. Veymandhoo/Th. Kinbidhoo	Th. Veymandhoo	New	2,600,000	9,100,000	-	-	1,300,000	-
P-HTE011-117	Harbor Construction - Th. Madifushi	Th. Madifushi	Retention	1,324,011	-	-	-	-	-
P-HBR040-001	Completion of Breakwater - Th. Madifushi	Th. Madifushi	New	3,000,000	-	-	-	-	-

Office	Project name	Location	Status	2019	2020	2021
					Approved	
P-RDD007-001	Road Construction - Th. Thimarafushi	Th. Thimarafushi	New	13,850,000	60,950,000	13,200,000
P-HTE044-006	Th.Guraidhoo Land Reclamation	Th. Guraidhoo	Retention	3,143,742	-	-
P-HTE095-001	Coastal Protection of Reclaimed Area - Th.Guraidhoo	Th. Guraidhoo	Retention	1,069,128	-	-
P-RDD005-001	Road Construction - Th.Guraidhoo	Th. Guraidhoo	New	8,975,000	38,200,000	8,325,000
P-HBR026-001	Reconstruction of Harbour - Th.Guraidhoo	Th. Guraidhoo	New	12,352,131	18,306,492	12,811,377
P-HTE011-138	Harbor Construction Project - L.Hithadhoo	L. Hithadhoo	Retention	1,345,351	-	-
P-RDD010-001	Estab. Causeway - L.Hithadhoo/L.Mendhoo	L. Hithadhoo	New	2,750,000	9,850,000	1,400,000
P-RDD009-001	Estb.Causeway -L.Kalaidhoo/L.Dhanbidhoo	L. Kalaidhoo	New	2,600,000	9,100,000	1,300,000
P-RDD011-001	Estab. Causeway - L.Kunahandhoo/L.Mendhoo	L. Kunahandhoo	New	2,300,000	7,600,000	1,100,000
P-HBR028-001	Upgrading of Harbour - L.Isdhoo	L. Isdhoo	New	12,352,131	18,306,492	12,811,377
P-HTE011-119	Harbor Construction Project - L.Maabaidhoo	L. Maabaidhoo	Retention	1,083,862	-	-
P-HBR029-001	Harbour Entrance Channel - L.Maabaidhoo	L. Maabaidhoo	New	5,000,000	6,400,000	600,000
P-REC014-001	Land Reclamation - L.Maavah	L. Maavah	New	5,557,500	31,492,500	-
P-HBR055-001	Construction of Breakwater - L. Maavah	L. Maavah	New	2,000,000	3,000,000	-
P-HTE011-150	Construction of Quay Wall - L.Fonadhoo	L. Fonadhoo	On-going	6,902,037	333,943	-
P-RDD018-001	Road Construction - L. Fonadhoo	L. Fonadhoo	New	2,500,000	-	-
P-HTE011-099	Harbor Construction Project - L.Dhabidhoo	L. Dhanbidhoo	Retention	914,527	-	-
P-RDD008-001	Road Construction - L.Gan	L. Gan	New	16,850,000	74,950,000	16,200,000
P-HBR031-001	Harbour Construction - GA.Kolamaafushi	GA. Kolamaafushi	New	10,352,131	18,306,492	12,811,377
P-RDD019-001	Road Construction - GA. Kolamaafushi	GA. Kolamaafushi	New	2,000,000	10,000,000	4,000,000
P-HTE076-001	Harbor Construction Project - GA.Vilgiji	GA. Villingili	Retention	848,338	-	-
P-HTE061-006	Road Construction - GA. Vilgiji	GA. Villingili	Retention	1,729,440	-	-
P-HBR041-001	Harbor Project Ph 2 - GA. Villingili	GA. Villingili	New	3,000,000	-	-
P-BRG001-001	Bridge Const. Study GA. Vilgiji-Koodhoo	GA. Villingili	New	1,000,000	-	-
P-HBR030-001	Breakwater project - GA.Maamendhoo	GA. Maamendhoo	New	7,912,293	5,274,862	-
P-HTE002-300	Reclamation of land in G.A.Dhaandhoo	GA. Dhaandhoo	Retention	140,408	-	-

Office	Project name	Location	Status	2019	2020 Approved	2021
P-REC015-001	Land Reclamation - GA.Dhaandhoo	GA. Dhaandhoo	New	37,050,000	37,050,000	-
P-HBR032-001	Construction of Harbour - GDh.Hoadeddhoo	GDh. Hoadeddhoo	New	13,881,443	20,573,010	14,397,548
P-HTE011-035	GDh.Madaveli Hoadeddhoo Causeway	GDh. Madaveli	On-going	8,640,692	432,035	-
P-HTE011-121	Harbor Construction Project - GDh.Madaveli	GDh. Madaveli	Retention	1,364,633	-	-
P-REC016-001	Land Reclamation - GDh. Madaveli	GDh. Madaveli	New	12,350,000	12,350,000	-
P-HTE011-047	Harbor Construction Project - GDh.Faresmaathodaa	GDh. Faresmaathodaa	Retention	368,864	-	-
P-ROD025-001	Road Const.Airport to Harbor-Faresmathoda	GDh. Faresmaathodaa	New	2,750,000	9,850,000	1,400,000
P-ROD026-001	Causeway to Airport - GDh.Faresmaathodaa	GDh. Faresmaathodaa	New	2,300,000	7,600,000	1,100,000
P-HTE144-001	Thinadhoo Museum Park Project	GDh. Thinadhoo	On-going	4,000,000	-	-
P-HTE061-002	Road Construction - GDh. Thinadhoo	GDh. Thinadhoo	On-going	5,000,000	-	-
P-MA014-002	Construction of GDh. Thinadhoo Islamic Centre	GDh. Thinadhoo	Retention	212,103	-	-
P-CPT001-001	Revetment Project - GDh. Thinadoo	GDh. Thinadhoo	New	5,000,000	-	-
P-HTE011-071	Harbor Construction Project (Phase 2) - GDh.Gahdhoo	GDh. Gaddhoo	Retention	855,189	-	-
P-ROD012-001	Road Construction - GDh.Gaddhoo	GDh. Gaddhoo	New	13,550,000	59,550,000	12,900,000
P-ROD013-001	Road Construction - Fuvahmulah City	Fuvahmulah City	New	24,875,000	112,400,000	24,225,000
P-HBR033-001	Upgrading of Harbour - Fuvahmulah City	Fuvahmulah City	New	12,795,607	24,150,925	16,901,469
P-HTE162-001	S.Hithadhoo Regional Hospital Project	S. Hithadhoo	On-going	23,785,146	10,000,000	-
P-ROD014-001	Road Construction - S.Hithadhoo	S. Hithadhoo	New	34,000,000	111,700,000	24,075,000
P-ROD020-001	Road Construction - S. Hulhuthoo	S. Hulhuthoo	New	10,000,000	-	-
P-HTE011-155	Harbor Construction Project - S.Maradhoo	S. Maradhoo	On-going	10,800,000	22,308,905	15,612,374
P-REC017-001	Land Reclamation & Revetment- S.Maradhoo	S. Maradhoo	New	25,052,721	29,997,279	-
P-ROD021-001	Road Construction - S. Maradhoo	S. Maradhoo	New	10,000,000	-	-
P-HBR035-001	Harbour Construction - S.Maradhooofeydhoo	S. Maradhooofeydhoo	New	17,000,000	31,600,000	5,400,000
P-REC019-001	Land Rec. & Revetment -S.Maradhooofeydhoo	S. Maradhooofeydhoo	New	10,000,000	22,000,000	-
P-ROD022-001	Road Construction - S. Maradhooofeydhoo	S. Maradhooofeydhoo	New	5,000,000	-	-
P-HBR034-001	Upgr. Harbour and Revetment - S.Meedhoo	S. Meedhoo	New	17,000,000	31,600,000	5,400,000

Office	Project name	Location	Status	2019	2020 Approved	2021
P-RDD023-001	Road Construction - S. Meedhoo	S. Meedhoo	New	10,000,000	-	-
P-RDD024-001	Road Construction - S. Feydhoo	S. Feydhoo	New	10,000,000	-	-
P-DUMMY-230	New Harbor Projects	Multiple Islands	New	-	-	350,000,000
P-HTE158-001	Installing of Street lights in Road Development islands	HA.Dhidhdhoo, HDh.Hanimaadhoo, HDh.Kulhudhuffushi, DH.Kudatuvadhoo, Th. Vilufushi, GA.Villingili,GDh.Thinadhoo	Retention	652,158	-	-
1496	Public Works Services			4,629,473	-	-
P-HTE061-021	Road Construction Project - R.Meedhoo	R. Meedhoo	Retention	835,168	-	-
P-HTE061-019	Road Construction Project - ADh.Mahibadhoo	ADh. Mahibadhoo	Retention	694,305	-	-
P-HTE046-016	Construction of Jetty in ADh. Mandhoo	ADh. Mandhoo	On-going	100,000	-	-
P-HTE072-010	Development of Futsal Ground in 67 Islands	Multiple Islands	On-going	3,000,000	-	-
1529	Ministry of Housing & Urban Development			159,215,384	323,420,649	410,000,000
P-HOU008-001	Const.of 11 Housing Units - N.Manadhoo	N. Manadhoo	Retention	269,372	-	-
P-HOU001-001	Const.of 100 Housing units-B.Thulhaadhoo	B. Thulhaadhoo	New	17,500,000	45,500,000	7,000,000
P-HOU005-001	Const.of 100 Housing Units in Lh.Naifaru	Lh. Naifaru	New	17,500,000	45,500,000	7,000,000
P-HOU006-001	Const.of a Housing Unit - Olhuvelfushi	Lh. Olhuvelfushi	On-going	1,920,250	-	-
P-SOC009-001	Male' Re-development Project	Male' City	On-going	15,721,422	-	-
P-SOC010-001	Automated Parking System	Male' City	On-going	11,836,296	-	-
P-SOC007-001	Development of Artificial Beach	Male' City	On-going	11,058,319	376,599	-
P-HOU002-001	Const.of 150 Housing Units -M.Kolhufushi	M. Kolhufushi	New	21,250,000	73,250,000	10,500,000
P-HOU004-001	Const.of 100 Housing Units-Thimarafushi	Th. Thimarafushi	New	3,000,000	45,500,000	21,500,000
P-HOU009-001	Const.of 200 Housing Units in L.Gan	L. Gan	New	35,000,000	91,000,000	14,000,000
P-HOU007-001	Const.of a House and 1 Room -GA.Viligili	GA. Viligili	Retention	1,171,572	-	-
P-HOU003-001	Fuvahmulah Flat area Landscape and fence	Fuvahmulah City	New	12,000,000	-	-
P-DUMMY-233	New Housing Projects	Multiple Islands	New	-	-	350,000,000

Office	Project name	Location	Status	2019	2020 Approved	2021
P-HOU012-001	Development of 1500 Housing Units - Ph2	Hulhumale', GA. Villingili, GDh. Hoandeddho, GDh. Madaveii, GDh. Thimadhoo, GDh. Gaddhoo, Fuvahmulah City, S. Hithadhoo, S. Hulhuthoo	Retention	988,153	-	-
P-HOU014-001	Const. of 396 Housing Units in HDH and HA	HDh. Hanimaadhoo, HDh. Nohivaranfaru, HDh. Kulhuthuffushi, HA. Dhidhdho	On-going	10,000,000	22,294,050	-
1233	Ministry of Fisheries, Marine Resources and Agriculture			16,000,000	18,315,184	8,550,000
P-MFA020-100	Mari-culture Enterprise Development Project	Multiple Islands	On-going	4,000,000	315,184	-
P-MFA009-004	Maldives Sustainable Fisheries Development Project	Multiple Islands	On-going	12,000,000	18,000,000	8,550,000
1240	Ministry of Islamic Affairs			20,984,184	19,049,972	2,800,000
P-MIA005-001	HDh. Naivaadhoo Mosque	HDh. Naivaadhoo	Retention	226,936	-	-
P-MIA001-069	Construction of Sh. Feydhoo Mosque	Sh. Feydhoo	Retention	332,120	-	-
P-MIA001-070	Construction of R. Rasgetheemu Mosque	R. Rasgetheemu	Retention	322,439	-	-
P-MIA016-001	Construction of R. Ungoofaaruu Islamic Centre	R. Ungoofaaruu	On-going	3,677,946	1,249,972	-
P-MSQ006-001	Construction of Mosque - R. Vaadhoo	R. Vaadhoo	New	1,000,000	2,000,000	-
P-MIA003-001	R. Meedhoo Mosque	R. Meedhoo	Retention	278,905	-	-
P-MIA012-001	Lh. Naifaru Mosque	Lh. Naifaru	Retention	780,652	-	-
P-MSQ007-001	Const. of Mosque - AA. Bodufulhadhoo	AA. Bodufulhadhoo	New	3,000,000	4,200,000	800,000
P-MIA008-001	Adh. Omadhoo Mosque	Adh. Omadhoo	Retention	210,918	-	-
P-MSQ009-001	Const. of Islamic Centre - F. Nilandhoo	F. Nilandhoo	New	1,000,000	-	-
P-MIA004-001	F. Dharaboodhoo Mosque	F. Dharaboodhoo	Retention	969,623	-	-
P-MIA007-001	Dh. Meedhoo Mosque	Dh. Meedhoo	Retention	164,233	-	-
P-MSQ010-001	Inst. of Dome in Gadhifushi Mosque	Th. Gaadhifushi	New	300,000	-	-
P-MIA001-078	Construction of mosque in L. Kalaidhoo	L. Kalaidhoo	New	2,000,000	4,300,000	700,000
P-MIA006-001	L. Maabaidhoo Mosque	L. Maabaidhoo	Retention	174,418	-	-
P-MSQ002-001	Const. of Mosque Boundary Wall - L. Mundoo	L. Mundoo	New	373,289	-	-
P-MIA010-001	GA. Villingili Mosque	GA. Villingili	Retention	242,291	-	-

Office	Project name	Location	Status	2019	2020 Approved	2021
P-MIA001-065	Construction of GA.Dheevadhoo Mosque	GA. Dheevadhoo	Retention	139,702	-	-
P-MIA009-001	GDh. Vaadhoo Mosque	GDh. Vaadhoo	Retention	455,150	-	-
P-MIA001-067	Construction of GDh. Gaddhoo Mosque	GDh. Gaddhoo	Retention	235,562	-	-
P-SO001-001	Estb.of Centre For Holy Quran-Fuvahmulah	Fuvahmulah City	New	2,400,000	3,000,000	600,000
P-MSQ008-001	Upgrading of Masjidhul Hudha -Fuvahmulah	Fuvahmulah City	New	2,000,000	4,300,000	700,000
P-MSQ011-001	Upgrading of Friday Mosque - S.Hithadhoo	S. Hithadhoo	New	500,000	-	-
P-MSQ012-001	Upgrading of Zikura Mosque - S.Hithadhoo	S. Hithadhoo	New	200,000	-	-
1229	Ministry of Environment			774,736,028	1,067,658,787	1,190,294,551
P-MEE002-025	Establishment of a Waste Yard - HA. Hoarafushi	HA. Hoarafushi	On-going	353,763	-	-
P-MEE007-001	Establishment of a Sewerage System - HA. Baarah	HA. Baarah	On-going	2,417,984	1,797,983	-
P-WST001-001	Establishment of Waste Yard - HA. Baarah	HA. Baarah	New	600,000	500,000	-
P-MEE002-027	Establishment of a Waste Yard - HA. Kelaa	HA. Kelaa	On-going	649,318	-	-
P-HTE009-002	Establishment of a Sewerage System - HA. Uttheemu	HA. Uttheemu	On-going	4,040,056	-	-
P-CPT009-001	Coastal Protection - HA. Uligamu	HA. Uligamu	New	1,500,000	1,000,000	-
P-WA S001-001	Water and Sewerage System -HA. Maarandhoo	HA. Maarandhoo	New	2,000,000	26,000,000	7,000,000
P-WA T001-001	Water Supply System - HA. Muraidhoo	HA. Muraidhoo	New	2,396,043	5,188,130	1,896,043
P-HTE009-082	HA. Muraidhoo Sewerage System	HA. Muraidhoo	Awarded	23,020,604	2,557,845	-
P-WA T003-001	Water Supply System - HA. Filladhoo	HA. Filladhoo	New	2,853,709	6,561,126	2,353,709
P-MEE026-001	Establishment of Water Supply Network - HA. Dhidhdhoo	HA. Dhidhdhoo	Retention	2,638,000	-	-
P-WA T002-001	Water Supply System - HA. Thakandhoo	HA. Thakandhoo	New	1,950,636	3,851,910	1,450,636
P-CPT010-001	Coastal Protection - HDh. Hanimaadhoo	HDh. Hanimaadhoo	New	1,000,000	-	-
P-WA S050-001	Water and Sewerage Network -Hirimaradhoo	HDh. Hirimaradhoo	New	3,500,000	25,000,000	7,000,000
P-MEE102-001	Water System - H.Dh Naaavaidhoo	HDh. Naavaadhoo	New	2,199,901	4,599,702	1,699,901
P-WST004-001	Waste Management Centre - HDh. Nellaidhoo	HDh. Nellaidhoo	New	500,000	-	-
P-WA S051-001	Water and Sewerage Network - Nellaidhoo	HDh. Nellaidhoo	New	3,500,000	25,000,000	7,000,000
P-MEE002-021	Establishment of a Waste Yard - HDh. Nohivaranfaru	HDh. Nohivaranfaru	On-going	477,714	-	-

Office	Project name	Location	Status	2019	2020	2021
					Approved	
P-WAS002-001	Water and Sewerage System - HDh.Kurimbi	HDh. Kurimbi	New	3,183,848	12,380,582	7,854,810
P-WAS052-001	Water and Sewerage Network - Vaikaradhoo	HDh. Vaikaradhoo	New	2,000,000	-	-
P-WAS053-001	Water and Sewerage Network - Makunudhoo	HDh. Makunudhoo	New	3,000,000	25,000,000	7,000,000
P-WAT005-001	Water Supply System - HDh.Finey	HDh. Finey	New	2,191,728	4,575,185	1,691,728
P-SAN002-001	Sewerage System - HDh.Finey	HDh. Finey	New	15,000,000	26,400,000	4,600,000
P-WAT007-001	Water Supply System - Sh.Narudhoo	Sh. Narudhoo	New	2,502,287	5,506,861	2,002,287
P-WAT009-001	Water Supply System - Sh.Kanditheemu	Sh. Kanditheemu	New	4,999,016	12,997,049	4,499,016
P-WAS054-001	Water and Sewerage Network - Sh.Komandoo	Sh. Komandoo	New	3,500,000	25,000,000	7,000,000
P-WAS007-001	Water and Sewerage System - Sh.Maroshi	Sh. Maroshi	New	5,053,168	12,021,212	5,691,460
P-WAS005-001	Water and Sewerage System-Sh.Maungoodhoo	Sh. Maungoodhoo	New	8,561,420	21,668,905	10,076,775
P-CPT002-001	Coastal Protection - Sh.Milandhoo	Sh. Milandhoo	New	5,000,000	10,300,000	1,700,000
P-HTE009-083	Establishment of a Sewerage System - Sh.Feevah	Sh. Feevah	On-going	23,547,989	2,616,443	-
P-WAT020-001	Water Supply System -Sh.Feevah	Sh. Feevah	New	1,000,000	12,000,000	5,000,000
P-SAN004-001	Sewerage System for new Stimmts-Funadhoo	Sh. Funadhoo	New	2,965,486	12,649,256	821,828
P-WAS055-001	Water and Sewerage Network - Sh.Feydhoo	Sh. Feydhoo	New	3,000,000	25,000,000	7,000,000
P-HTE009-086	Establishment of a Sewerage System - N.Henbadhoo	N. Henbadhoo	On-going	800,000	-	-
P-WAT021-001	Water Supply System - N. Henbadhoo	N. Henbadhoo	New	2,500,000	12,000,000	4,000,000
P-WAT010-001	Water Supply System - N. Holhudhoo	N. Holhudhoo	New	4,805,449	12,416,347	4,305,449
P-MEED098-001	Establishment of Drainage System - N.Holhudhoo	N. Holhudhoo	Awarded	4,762,548	164,226	-
P-WAS008-001	Water and Sewerage System - N.Lhohi	N. Lhohi	New	2,896,860	6,091,365	2,996,075
P-WAS010-001	Water and Sewerage System - N. Kudafaree	N. Kudafari	New	5,425,103	13,044,033	6,156,379
P-WAS011-001	Water and Sewerage System - N.Maalhendhoo	N. Maalhendhoo	New	7,304,883	18,213,428	8,506,103
P-MEED002-020	Establishment of a Waste Yard - N.Maafaru	N. Maafaru	Retention	52,976	-	-
P-WAS009-001	Water and Sewerage System - N.Foddhoo	N. Foddhoo	New	2,891,924	6,077,791	2,989,905
P-HTE009-048	Establishment of a Sewerage System - N.Landhoo	N. Landhoo	On-going	3,727,339	-	-
P-HTE009-049	Establishment of a Sewerage System - R.Rasmaadhoo	R. Rasmaadhoo	On-going	2,643,778	1,024,534	-

Office	Project name	Location	Status	2019	2020 Approved	2021
P-WAS015-001	Water and Sewerage System - R. Rasgetheemu	R. Rasgetheemu	New	5,716,620	13,845,704	6,520,775
P-WAS013-001	Water and Sewerage System - Angolihtheemu	R. Angolihtheemu	New	2,134,520	4,403,560	1,634,520
P-MEE005-006	Establishment of a Sewerage System - R. Innamaadhoo	R. Innamaadhoo	On-going	23,286,274	2,587,364	-
P-WAT013-001	Water Supply System - R. Innamaadhoo	R. Innamaadhoo	New	2,396,043	5,188,130	1,896,043
P-WAS016-001	Water and Sewerage System - R. Inguraidhoo	R. Inguraidhoo	New	4,120,863	9,457,372	4,526,078
P-MEE002-005	Establishment of a Waste Yard - R. Ugoofaaru	R. Ugoofaaru	On-going	350,000	-	-
P-HBR056-001	Upgrading of Harbour Quay Wall - R. Vandhoo	R. Vandhoo	New	9,500,000	500,000	-
P-WAS014-001	Water and Sewerage System - R. Vaadhoo	R. Vaadhoo	New	4,590,762	10,749,596	5,113,453
P-HTE009-052	Establishment of a Sewerage System - R. Maakurathu	R. Maakurathu	On-going	5,869,927	-	-
P-WAS020-001	Water and Sewerage System - B. Hithaadhoo	B. Hithaadhoo	New	7,817,550	19,623,262	9,146,937
P-MEE074-001	Establishment of a Waste Yard - B. Kamadhoo	B. Kamadhoo	Retention	59,999	-	-
P-WAS021-001	Water and Sewerage System - B. Kendhoo	B. Kendhoo	New	3,069,836	6,567,048	3,212,294
P-WAS019-001	Water and Sewerage System - B. Maalhos	B. Maalhos	New	2,402,581	4,732,099	2,378,227
P-WAS022-001	Water and Sewerage System - Dharavandhoo	B. Dharavandhoo	New	7,887,916	19,816,769	9,234,895
P-WAS024-001	Water and Sewerage System - Lh. Kurendhoo	Lh. Kurendhoo	New	3,500,000	12,769,033	6,031,379
P-CPT011-001	Coastal Protection - Lh. Kurendhoo	Lh. Kurendhoo	New	2,500,000	250,000	-
P-CPT012-001	Coastal Protection - Lh. Olhuvelfushi	Lh. Olhuvelfushi	New	2,500,000	250,000	-
P-WAT019-001	Water Supply System - K. Himmafushi	K. Himmafushi	New	9,353,540	12,025,982	5,344,880
P-HTE009-080	Establishment of a Sewerage System - K. Kaashidhoo	K. Kaashidhoo	On-going	8,633,129	-	-
P-CPT013-001	Coastal Protection - K. Dhiffushi	K. Dhiffushi	New	2,000,000	-	-
P-MEE002-017	Land Reclamation & Revetment for Waste Mangmnt - K. Thilafushi	K. Thilafushi	Retention	5,276,800	-	-
P-MEE002-030	Establishment of an Incinerator - K. Thilafushi	K. Thilafushi	Retention	5,643,325	-	-
P-HTE009-079	Water & Sanitation - K. Gaafaru	K. Gaafaru	New	10,244,585	26,297,610	12,180,732
P-MEE016-001	Establishment of Water Supply Network - K. Guraidhoo	K. Guraidhoo	On-going	2,524,561	-	-
P-WAS056-001	Water and Sewerage Network - K. Gulhi	K. Gulhi	New	3,500,000	25,000,000	7,000,000
P-WAS057-001	Water and Sewerage Network - AA. Himandhoo	AA. Himandhoo	New	2,500,000	26,000,000	7,000,000

Office	Project name	Location	Status	2019	2020 Approved	2021
P-MEE015-004	Establishment of RO Plant and Storage Tank in AA.Rasdho	AA. Rasdho	Awarded	2,240,000	920,000	-
P-HTE009-087	Establishment of a Sewerage System - AA.Ukulhas	AA. Ukulhas	On-going	2,703,000	-	-
P-HTE009-055	Establishment of a Sewerage System - AA.Mathiveri	AA. Mathiveri	On-going	2,482,076	2,758,564	-
P-WAT014-001	Water Supply System - AA.Mathiveri	AA. Mathiveri	New	2,861,881	6,585,644	2,361,881
P-WAS026-001	Water and Sewerage System - AA. Maalhos	AA. Maalhos	New	4,882,279	11,551,267	5,477,849
P-WAS028-001	Water and Sewerage System - AA. Thoddo	AA. Thoddo	New	8,690,874	22,024,904	10,238,592
P-HTE009-090	Establishment of a Sewerage System - ADh.Hangnameedho	ADh. Hangnameedho	On-going	3,235,838	-	-
P-MEE103-001	Water System - A.Dh Hanyameedho	ADh. Hanyameedho	New	2,547,236	5,641,709	2,047,236
P-WAS031-001	Water and Sewerage System - Kunburudho	ADh. Kunburudho	New	5,244,162	12,546,445	5,930,202
P-MEE024-001	Establishment of a Sewerage System - ADh.Omadho	ADh. Omadho	On-going	3,707,921	-	-
P-WAT015-001	Water Supply System- ADh.Omadho	ADh. Omadho	New	3,975,643	9,058,019	4,344,554
P-CPT003-001	Coastal Protection - ADh.Omadho	ADh. Omadho	New	3,000,000	6,000,000	1,000,000
P-WAS058-001	Water and Sewerage Network - ADh.Mandho	ADh. Mandho	New	2,000,000	26,000,000	7,000,000
P-SAN010-001	Sewerage System - ADh.Fenfushi	ADh. Fenfushi	New	10,000,000	11,993,700	-
P-MEE020-001	Establishment of Water Supply Network - ADh.Dhagethi	ADh. Dhagethi	On-going	2,643,130	-	-
P-WAS030-001	Water and Sewerage System - ADh.Dhidho	ADh. Dhidho	New	2,168,158	4,087,436	2,085,198
P-WAS029-001	Water and Sewerage System - ADh.Dhigurah	ADh. Dhigurah	New	2,885,092	6,059,002	2,981,364
P-WAT016-001	Water Supply System - V.Rakeedho	V. Rakeedho	New	843,249	529,748	343,249
P-WAS035-001	Water and Sewerage System - V.Keyodho	V. Keyodho	New	3,077,311	6,587,606	3,221,639
P-MEE002-029	Establishment of a Waste Yard - V.Fulidho	V. Fulidho	Retention	54,555	-	-
P-WAS034-001	Water and Sewerage System - V.Felidho	V. Felidho	New	2,524,190	5,066,521	2,530,237
P-WAS059-001	Water and Sewerage Network -M.Naalafushi	M. Naalafushi	New	3,500,000	25,000,000	7,000,000
P-CPT014-001	Coastal Protection - M.Kolhufushi	M. Kolhufushi	New	1,500,000	1,000,000	-
P-WAT022-001	Water Supply System - M.Kolhufushi	M. Kolhufushi	New	2,000,000	9,000,000	9,000,000
P-CPT015-001	Coastal Protection - M. Mulah	M. Mulah	New	1,000,000	2,000,000	-
P-CPT004-001	Coastal Protection - M.Dhiggaru	M. Dhiggaru	New	3,000,000	6,000,000	1,000,000

Office	Project name	Location	Status	2019	2020 Approved	2021
P-HTE009-068	Establishment of Water Supply Network - F. Nilandhoo	F. Nilandhoo	On-going	20,867,662	4,000,000	-
P-HTE009-091	Establishment of a Sewerage System - F. Bilehdhoo	F. Bilehdhoo	On-going	27,576,736	3,064,082	-
P-CPT005-001	Coastal Protection - F. Bilehdhoo	F. Bilehdhoo	New	3,000,000	7,800,000	1,200,000
P-MEE002-022	Establishment of a Waste Yard - F. Magoodhoo	F. Magoodhoo	Retention	58,246	-	-
P-HTE009-092	Establishment of a Sewerage System - F. Feeali	F. Feeali	On-going	3,859,763	-	-
P-WAS036-001	Water and Sewerage System- Dharanboodhoo	F. Dharanboodhoo	New	4,651,076	10,915,459	5,188,845
P-MEE002-023	Establishment of a Waste Yard - Dh. Ribudhoo	Dh. Ribudhoo	Retention	58,157	-	-
P-WAS037-001	Water and Sewerage System - Dh. Bandidhoo	Dh. Bandidhoo	New	3,822,162	9,466,486	3,322,162
P-MEE034-001	Coastal Protection - Dh. Maaenboodhoo	Dh. Maaenboodhoo	Retention	153,231	-	-
P-CPT016-001	Coastal Protection - Th. Buruni	Th. Buruni	New	3,000,000	-	-
P-HTE047-014	Coastal Protection - Th. Kandoodhoo	Th. Kandoodhoo	Retention	398,433	-	-
P-MEE002-024	Establishment of a Waste Yard - Th. Vandhoo	Th. Vandhoo	Retention	59,665	-	-
P-CPT006-001	Coastal Protection - Th. Vandhoo	Th. Vandhoo	New	1,000,000	11,600,000	1,400,000
P-HTE047-016	Coastal Protection - Th. Veymandoo	Th. Veymandoo	Retention	163,403	-	-
P-WAT017-001	Water Supply System - Th. Dhiyamigili	Th. Dhiyamigili	New	2,796,501	6,389,502	2,296,501
P-MEE019-001	Establishment of Water Supply Network - Th. Thimarafushi	Th. Thimarafushi	Retention	3,104,689	-	-
P-WAS038-001	Water and Sewerage System- Th. Gaadhifushi	Th. Gaadhifushi	New	3,314,120	7,238,831	3,517,651
P-HTE009-076	Establishment of a Sewerage System - L. Maavah	L. Maavah	On-going	6,518,484	-	-
P-WAT023-001	Water Supply System - L. Maamendhoo	L. Maamendhoo	New	2,000,000	10,000,000	8,000,000
P-MEE018-001	Establishment of Water Supply Network - L. Fonadhoo	L. Fonadhoo	Retention	2,356,960	-	-
P-WST002-001	Waste Mngmnt Centre - L. Dhanbidhoo	L. Dhanbidhoo	New	600,000	500,000	-
P-WAS046-001	Water and Sewerage System - GA. Nilandhoo	GA. Nilandhoo	New	6,550,960	16,140,141	7,563,701
P-WAS045-001	Water and Sewerage System - Kandulhuhdoo	GA. Kandulhuhdoo	New	5,927,718	14,426,224	6,784,647
P-WST003-001	Upgrade Waste Mngmt Centre - GA. Villingili	GA. Villingili	New	2,000,000	1,500,000	-
P-HTE009-039	Establishment of a Sewerage System - GA. Maamendhoo	GA. Maamendhoo	On-going	18,589,301	2,065,478	-
P-HTE009-077	Establishment of a Sewerage System - GA. Gemanafushi	GA. Gemanafushi	On-going	18,911,494	2,101,277	-

Office	Project name	Location	Status	2019	2020	2021
					Approved	
P-CPT017-001	Coastal Protection - GA.Gemanafushi	GA. Gemanafushi	New	1,000,000	-	-
P-WAS060-001	Water and Sewerage Network -GDh.Nadellaa	GDh. Nadellaa	New	2,000,000	10,000,000	3,000,000
P-CPT007-001	Coastal Protection - GDh.Rathafandhoo	GDh. Rathafandhoo	New	2,000,000	10,600,000	1,400,000
P-WAS047-001	Water and Sewerage System - GDh.Vaadhoo	GDh. Vaadhoo	New	3,406,830	7,493,784	3,633,538
P-MEE005-004	Establishment of a Sewerage System - GDh.Madaveli	GDh. Madaveli	On-going	25,629,313	2,847,701	-
P-WAS048-001	Water and Sewerage System - GDh.Fiyooaree	GDh. Fiyooaree	New	3,508,824	7,774,267	3,761,031
P-MEE100-001	Establishment of a Drainage System - GDh.Thinadhoo	GDh. Thinadhoo	New	5,200,000	4,000,000	-
P-HTE009-066	Water Supply and Sewerage System in Fuvahmulah - Kuwait Fund	Fuvahmulah City	On-going	7,273,228	-	-
P-MEE030-001	Coastal Protection Project at Gn.Fuvahmulah	Fuvahmulah City	On-going	7,000,000	15,458,633	8,802,157
P-MEE001-111	Small Scale Waste-to-Energy Project- Zone 7 (Abu Dhabi Fund)	Addu City	On-going	7,000,000	18,000,000	9,450,000
P-HTE009-100	Water Supply in Addu City & Sewerage System in S. Hithadhoo	Addu City	Retention	8,600,000	-	-
P-DRG001-001	Estab.of a Drainage System - S.Hithadhoo	S. Hithadhoo	New	3,000,000	7,000,000	-
P-CPT018-001	Coastal Protection - S. Hithadhoo	S. Hithadhoo	New	3,000,000	-	-
P-DRG002-001	Estab. of a Drainage System - S.Hulhudhoo	S. Hulhudhoo	New	3,000,000	5,000,000	-
P-DRG003-001	Estab. of a Drainage System - S.Maradhoo	S. Maradhoo	New	3,000,000	5,000,000	-
P-DRG004-001	Estb. of a Drainage System -Maradoofeydhoo	S. Maradoofeydhoo	New	2,000,000	3,000,000	-
P-CPT008-001	Coastal Protection(Study)- S.Meedhoo	S. Meedhoo	New	1,000,000	-	-
P-DRG005-001	Estab. of a Drainage System - S. Meedhoo	S. Meedhoo	New	2,000,000	5,000,000	-
P-MEE005-002	Establishment of a Drainage System - S.Feydhoo	S. Feydhoo	On-going	2,000,000	4,000,000	-
P-MEE054-001	Project to Supply Water during the Warm Season in every year	Multiple Islands	On-going	3,000,000	-	-
P-HTE023-100	Prov. of Water Supply, Sanitation&Waste Mngmt prj (OFID ph2)	Multiple Islands	On-going	48,247,227	18,436,179	-
P-MEE001-110	Water Netwk in 4 island& rw Harvestin sytm in 45 island -GCF	Multiple Islands	On-going	1,000,000	1,500,000	-
P-MEE002-018	Waste Mngmt Project in Zone 1 Islands (OFID Ph2 - Waste LC)	Multiple Islands	On-going	2,219,769	3,000,000	-
P-MEE002-019	Provision of Waste Managing Equipment's to Zone 1 islands	Multiple Islands	On-going	4,000,000	3,300,000	-
P-MEE001-112	Greater Male Environmental Improvement & Waste Mangmnt prj	Multiple Islands	On-going	16,861,307	26,837,739	-
P-MEE001-114	Maldives Clean Environment Project	Multiple Islands	On-going	785,000	850,000	900,000

Office	Project name	Location	Status	2019	2020 Approved	2021
P-DUMMY-231	New Water / Sewerage Projects	Multiple Islands	New	-	-	350,000,000
P-DUMMY-234	New Waste Management Projects	Multiple Islands	New	-	-	500,000,000
P-MEE083-001	Estab. of Reg Waste mngmt System in Addu city & Fuwalmulah	Fuwalmulah City, Addu City	On-going	14,297,061	6,901,091	-
P-MEE084-001	Estab. of Regional Waste Mngmt System in Huvadhoo atoll	Huvadhoo Atoll	On-going	10,538,437	32,773,906	-
P-HTE009-094	Sanitation in 5 Islands (IDB Loan)	H.Dh. Nohivaranfaru, Lh. Naifaru, K. Himmafushi, K. Thulusdhoo, TH. Veymandoo	On-going	13,602,620	2,000,000	-
P-MEE063-100	Outer Island Water Supply and Sewerage Systems (OFID phase1)	N. Veidhoo, R. Hulhudhuffaarau, B. Tulhaadhoo, GA. Kolamaafushi, GDh. Gaddhoo	Retention	1,579,076	-	-
P-MEE015-006	Establishment of Community water storage system	N. Landhoo, B. Hithaadhoo, LH. Olhuvelfushi, AA. Maalhos, V. Fulidhoo, V. Thinadhoo, M. Muli, F. Bilehdhoo, F. Feeali, TH. Hirilandhoo, GDh. Madaveili	On-going	4,244,619	-	-
1510	Ministry Of Gender, Family and Social Services			4,907,551	522,080	-
P-MLG003-001	L Family and Children Service Centre Building - L. Fonadhoo	L. Fonadhoo	On-going	4,907,551	522,080	-
1192	National Drug Agency			1,080,000	1,485,000	135,000
P-RRH001-001	Drug Rehab. & Detox Centre-GDh. Thinadhoo	GDh. Thinadhoo	New	1,080,000	1,485,000	135,000

6.3 PUBLIC SECTOR INVESTMENT PROGRAM - LOAN DISBURSEMENTS 2017-2021

(IN MYR)

Office	Project name	Agency	Location	Status	2017 Actuals	2018 Revised	2019	2020 Approved	2021
Total					2,706,220,676	3,919,099,818	3,018,235,383	3,488,331,585	3,768,784,913
1272	Ministry of Finance				695,374,637	1,965,715,424	2,039,234,515	2,514,661,746	2,651,371,203
P-MFT010-101	Velaana international Airport Development Project (Runway)	EXIM Bank / China	Hulhule'	On-going	636,040,144	1,572,164,505	978,000,000	878,235,150	-
P-MFT010-100	Terminal Development Project at Velana international Airport	Abu Dhabi	Hulhule'	On-going	12,935,042	-	188,550,000	283,656,690	207,069,474
P-MFT010-100	Terminal Development Project at Velana international Airport	X-KSA - Saudi Fund	Hulhule'	On-going	38,799,516	359,820,311	184,950,000	316,475,687	324,841,928
P-MFT010-100	Terminal Development Project at Velana international Airport	kuwait fund	Hulhule'	On-going	-	-	152,730,000	216,367,500	254,550,000
P-MFT010-100	Terminal Development Project at Velana international Airport	OPEC Fund for International Development (OFID)	Hulhule'	On-going	-	-	154,000,000	272,316,501	202,441,881
P-MFT010-100	Terminal Development Project at Velana international Airport	Other Financing	Hulhule'	On-going	-	-	-	-	824,970,000
P-HDC001-102	Hulhumale Island Development Project	X-KSA - Saudi Fund	Hulhumale'	On-going	7,599,935	33,730,608	279,298,515	331,870,218	396,771,920
P-HOU010-002	SIFCO / POLCO Housing	Other Financing	Hulhumale'	New	-	-	101,706,000	215,740,000	440,726,000
1163	Ministry of Health				96,125	-	5,299,092	23,924,190	26,573,736
P-MOH001-020	Quarantine Facility Project	IDB	Hulhumale'	On-going	96,125	-	5,299,092	23,924,190	26,573,736
1166	Indira Gandhi Memorial Hospital				1,150,621,112	789,493,110	92,520,000	76,000,000	-
P-MOH065-001	Construction of Dharumavantha Hospital Building	Other Financing	Male' City	Completed	1,150,621,112	48,336,994	-	-	-
P-MOH065-002	Major Medical Eqmnt&Accessories for Dharumavantha Hospital	Other Financing	Male' City	On-going	-	741,156,116	92,520,000	76,000,000	-
1224	Ministry of National Planning and Infrastructure				631,538,954	744,425,019	295,666,982	46,230,000	61,640,000
P-HTE011-143	Reconstruction of Harbors (IDB loan)	IDB	HDh, Nohivaranfaru, HDh, Nohivaram, N. Velidhoo, N. Maalhendhoo, N. Maalhendhoo, N. Maafaru, R. Innaaadhoo, K. Thuludhoo, M. Kolufutshi, L. Gan. Fuvaramuliah City	On-going	162,853,500	20,807,757	23,785,978	-	-
P-HTE072-001	Construction of Male-Hulhule' Bridge Project	EXIM Bank / China	Male' City	On-going	154,448,400	588,901,000	53,267,200	-	-
P-HTE069-006	Development of 1500 Housing Units - Ph2 (Exim bank/China)	EXIM Bank / China	Hulhumale', GA, Villingili, GDh, H oandedhoo, GDh, Madavelli, GDh, Thinaadhoo, GDh, Gaddhoo, Fumamuliah City, S. Hthadhoo, S. Hulhumeedhoo	Retention	269,306,723	63,239,487	-	-	-
P-HTE013-100	Reconstruction & Development of GA Atoll	X-KSA - Saudi Fund	GA, Villingili, GA, Nilandhoo, GA, Maamendhoo, GA, Dhaandhoo	Completed	-	6,115,605	-	-	-
P-HTE162-001	S.Hthadhoo Regional Hospital Project	X-KSA - Saudi Fund	S.Hthadhoo	On-going	25,249,545	27,306,103	129,949,633	-	-
P-HTE162-001	S.Hthadhoo Regional Hospital Project	OPEC Fund for International Development (OFID)	S.Hthadhoo	On-going	19,680,786	38,055,067	73,274,171	-	-
P-HBR036-001	Harbors Project	OPEC Fund for International Development (OFID)	Multiple Islands	New	-	-	15,410,000	46,230,000	61,640,000

Office	Project name	Agency	Location	Status	2017 Actuals	2018 Revised	2019 Approved	2020 Approved	2021
1529	Ministry of Housing & Urban Development								
P-HOU012-001	Development of 1500 Housing Units - Ph2	EXIM Bank / China	Hulhumale', GA, Villingili, GDH, H oandehoo, GDh, Madaveli, GDh, Thinadhoo, Retention GDh, Gaddhoo, Fumahlulah City, S.Hftheadhoo, S.Hulhumeedhoo	Retention	-	-	111,806,107	129,400,573	167,632,242
P-HOU013-001	Const of 485 Housing Units in Maldives	EXIM Bank / China	Hulhumale' GDh, Thinadhoo	On-going	-	-	30,000,000	110,138,073	129,107,242
P-HOU011-001	Affordable Housing Scheme Project	X-KSA - Saudi Fund	Multiple Islands	New	-	-	9,631,250	19,262,500	38,525,000
1233	Ministry of Fisheries, Marine Resources and Agriculture				3,875,683	1,422,088			
P-MFA003-100	Fisheries and Agriculture Diversification Project	International Fund for Agricultural Development (IFAD)	Multiple Islands	Completed	3,875,683	1,422,088	-	-	-
1229	Ministry of Environment				224,714,165	418,044,177	473,688,687	698,115,076	861,567,732
P-MEE062-100	Preparing Outer Island for Sustainable Energy Dvlpmtt Proj	European Investment Bank(EIB)	Multiple Islands	On-going	-	-	89,150,000	191,672,500	280,822,500
P-MEE030-001	Coastal Protection Project at Gn. Fuvahmulah	kuwait fund	Fuvahmulah City	On-going	-	-	36,655,200	58,037,400	76,365,000
P-HTE009-066	Water Supply and Sewerage System in Fuvahmulah - Kuwait Fund	kuwait fund	Fuvahmulah City	On-going	39,221,474	31,697,721	41,432,223	25,319,692	2,301,790
P-MEE001-111	Small Scale Waste-to-Energy Project- Zone 7 (Abu Dhabi Fund)	Abu Dhabi	Addu City	On-going	-	16,104,220	9,360,773	18,721,546	26,347,150
P-MEE001-112	Greater Male' Environmental Improvement & Waste Mangmnt prj	Asian Infrastructure Investment Bank(AIIB)	Multiple Islands	On-going	-	-	7,710,000	38,550,000	96,375,000
P-MEE001-112	Greater Male' Environmental Improvement & Waste Mangmnt prj	Asian Development Bank (ADB)	Multiple Islands	On-going	-	-	20,680,220	20,680,220	62,040,660
P-MEE001-112	Greater Male' Environmental Improvement & Waste Mangmnt prj	IDB	Multiple Islands	On-going	-	-	7,710,000	15,420,000	38,550,000
P-HTE009-094	Sanitation in 5 Islands (IDB Loan)	IDB	Hdh,Nohivaranfaru, Lh.Naifaru, K.Himmafushih, Th. Thulusdhoo, Th.Veymandhoo	On-going	31,231,754	11,620,024	73,330,754	93,921,631	-
P-HTE125-100	Rehab of Harbours and Creation of Sewerage Networks	X-AFD - Agence Francaise Development	GDh, Thinadhoo, R.Jingoo'faaru, N.Manaadhoo, L.Gan	Completed	4,606,219	-	-	-	-
P-HTE023-100	Prov. of Water Supply, Sanitation&Waste Mngmt prj (OFID ph2)	OPEC Fund for International Development (OFID)	Multiple Islands	On-going	76,643,781	196,217,872	112,037,286	166,318,694	217,125,632
P-MEE063-100	Outer Island Water Supply and Sewerage Systems (OFID phase1)	OPEC Fund for International Development (OFID)	N.Veldhoo, R.Hulhuthufaaruu, B.Thulhaadhoo, GA. Kolhamaafushi, GDh, Gadhoo	Retention	73,010,837	162,404,340	60,212,231	23,243,393	-
P-SAN009-001	Sewerage Project	OPEC Fund for International Development (OFID)	Multiple Islands	New	-	-	15,410,000	46,230,000	61,640,000

6.4 PUBLIC SECTOR INVESTMENT PROGRAM - GRANTS 2017 - 2021

(in MVR)

Office	Project name	Donor	Location	Status	2017 Actual	2018 Revised	2019	2020 Approved	2021
Total					178,194,724	486,157,258	654,086,078	766,996,800	481,752,769
1238	National Centre For Information Technology								
P-NCT05-100	Establishment of Community e-Centers in Maldives	SAARC	Multiple Islands	Completed	645,736	1,056,197	-	-	-
1013	Maldives National Defense Force								
P-MOD014-001	Helicopter Hanger Project - L.Kadhoo	EXIM Bank / India	L.Kadhoo	Completed	1,900,000	-	-	-	-
1058	Ministry of Education								
P-MOED15-100	Enhancing Education Sector Development Project	World Bank	Multiple Islands	On-going	44,779,423	38,385,580	1,008,431	-	-
1130	Maldives National University								
P-CHE01-006	Establishment of Medical School	Pakistan	Male' City	On-going	83,263	9,871,805	37,702,040	24,490,214	2,255,678
1224	Ministry of National Planning and Infrastructure								
P-HTE07-001	HDh, Kuluhoodhuffushi Harbor Expansion Project	Asian Development Bank (ADB)	HDh, Kuluhoodhuffushi	On-going	71,358,309	72,590,329	190,996,819	21,376,819	21,376,819
P-HTE07-004	Construction of King Saliman Mosque	Saudi Arabia	Male' City	On-going	451,035	9,756,271	21,376,819	21,376,819	21,376,819
P-HTE07-008	Maleat™ Pedestrian Street Landscaping and Villimale' Park	Saudi Arabia	Male' City	On-going	64,223,586	62,462,362	169,620,000	-	-
P-HTE07-009	Maleat™ Pedestrian Street Landscaping and Villimale' Park	EXIM Bank / China	Male' City, villingili	Completed	6,683,688	371,696	-	-	-
1233	Ministry of Fisheries, Marine Resources and Agriculture								
P-MFA020-100	Mariculture Enterprise Development Project	International Fund for Agricultural Development	Multiple Islands	On-going	9,743,109	103,693,429	38,104,975	36,054,992	34,005,010
P-MFA009-004	Maldives Sustainable Fisheries Development Project	World Bank	Multiple Islands	On-going	7,092,538	19,520,571	4,099,965	2,049,982	-
1240	Ministry of Islamic Affairs								
P-MIA004-001	F. Dharaabodhoo Mosque	Saudi Arabia	F. Dharaabodhoo	Retention	2,650,551	84,172,858	34,005,010	34,005,010	34,005,010
P-MIA010-001	GA, Villingili Mosque	Saudi Arabia	GA, Villingili	Retention	1,254,124	-	-	-	-
P-MIA007-001	Dh, Meedhoo Mosque	Saudi Arabia	Dh, Meedhoo	Retention	775,544	-	-	-	-
P-MIA003-001	R, Meedhoo Mosque	Saudi Arabia	R, Meedhoo	Retention	3,537,024	-	-	-	-
P-MIA008-001	Adh, Omadhoo Mosque	Saudi Arabia	Adh, Omadhoo	Retention	1,464,027	-	-	-	-
P-MIA005-001	HDh, Naivaadhoo Mosque	Saudi Arabia	HDh, Naivaadhoo	Retention	1,075,548	-	-	-	-
P-MIA006-001	L, Maabaidhoo Mosque	Saudi Arabia	L, Maabaidhoo	Retention	932,473	-	-	-	-
P-MIA001-092	L, Maavah Mosque- Saudi Fund	Saudi Arabia	L, Maavah	Completed	619,098	-	-	-	-
P-MIA001-090	R, Innamaadhoo Mosque	Saudi Arabia	R, Innamaadhoo	Completed	17,384	-	-	-	-
1229	Ministry of Environment								
P-MEE030-001	Coastal Protection Project at Gn, Fuvahmulah	Netherlands	Fuvahmulah City	On-going	4,982	260,559,918	386,273,813	685,074,775	424,115,262
P-MEE062-100	Preparing Outer Island for Sustainable Energy Development Project	Asian Development Bank (ADB)	Multiple Islands	On-going	4,131,441	152,166,351	58,628,298	859,668,200	113,305,343
P-MEE001-112	Greater Male' Environmental Improvement and Waste Management project	Asian Development Bank (ADB)	Multiple Islands	On-going	-	-	81,064,305	81,064,305	81,064,305

Office	Project name	Donor	Location	Status	2017 Actual	2018 Revised	2019	2020 Approved	2021
P-MEE001-105	Accelerating Sustainable Pvt Investment in Renewable Energy	World Bank	Hulumale , Male City	On-going	3,032,060	40,899,458	37,046,958	38,973,208	30,674,594
P-MEE001-114	Maldives Clean Environment Project	World Bank	Multiple Islands	On-going	-	12,618,726	37,856,178	37,856,178	37,856,178
P-MEE061-100	Climate change adaptation project	World Bank	Addu City,Fuvahmulah City	On-going	24,435,630	29,737,601	-	-	-
P-HTE023-100	Prov. of Water Supply, Sanitation and Waste Management project (OFID ph2)	OPEC Fund for International Development	(Multiple Islands	On-going	1,609,039	-	-	-	-
P-MEE001-110	Water Network in 4 island and rw Harvestin system in 45 Island -GCF	GCF	Multiple Islands	On-going	4,553,302	21,636,159	6,591,527	-	-
P-HTE123-001	Integrated water resource management project-AA.Thoddu	UNOPS	AA.Thoddu	Completed	2,243,008	284,567	-	-	-
P-SAN001-001	Sewerage System - HA.Thakandhoo	Other Financing	Thakandhoo	New	-	-	2,206,966	8,603,819	568,989
P-HTE009-043	Sewerage System - HA.Filladhoo	Other Financing	Filladhoo	New	-	-	2,500,000	14,022,253	907,641
P-DUMMY-017	Establishment of Sewerage System - HA.Uligamu	Other Financing	HA.Uligamu	New	-	-	-	-	-
P-WAS004-001	Water and Sewerage System -HDh.Kumundhoo	Other Financing	Kumundhoo	New	-	-	4,675,602	21,769,878	1,391,867
P-SAN003-001	Sewerage System - Sh.Narudhoo	Other Financing	Narudhoo	New	-	-	2,827,573	11,913,722	775,858
P-WAS006-001	Water and Sewerage System - Sh.Goidhoo	Other Financing	Goidhoo	New	-	-	5,827,195	14,149,786	6,658,994
P-HTE009-084	Water and Sanitation - Sh. Foakaidhoo	Other Financing	Foakaidhoo	New	-	-	4,281,082	9,841,726	4,707,603
P-WAS012-001	Water and Sewerage System-Kendhikulludhoo	Other Financing	Kedhikulludhoo	New	-	-	13,979,609	36,568,924	16,849,511
P-HTE009-085	Water and Sanitation - N. Maafaru	Other Financing	Maafaru	New	-	-	2,323,754	4,515,324	2,279,693
P-WAS017-001	Water and Sewerage System - R.Fainu	Other Financing	Fainu	New	-	-	3,836,840	8,676,310	4,171,050
P-WAS018-001	Water and Sewerage System - R.Kinolhas	Other Financing	Kinolhas	New	-	-	2,355,507	4,602,645	2,319,384
P-WAS023-001	Water and Sewerage System - B.Kamadhoo	Other Financing	Kamadhoo	New	-	-	2,347,661	4,581,069	2,309,577
P-WAS025-001	Water and Sewerage System -Oluvellifushi	Other Financing	Oluvellifushi	New	-	-	2,500,000	5,098,885	2,544,948
P-WAS027-001	Water and Sewerage System - AA.Feridhoo	Other Financing	Feridhoo	New	-	-	2,214,285	4,214,283	2,142,856
P-SAN005-001	Sewerage System- Adh.Dhangethi	Other Financing	Dhangethi	New	-	-	4,376,791	20,176,221	1,292,264
P-WAS032-001	Water and Sewerage System - V.Fulidhoo	Other Financing	Fulidhoo	New	-	-	1,912,225	3,383,620	1,765,282
P-WAS033-001	Water and Sewerage System - V.Thinadhoo	Other Financing	Thinadhoo	New	-	-	1,926,903	3,423,984	1,783,629
P-SAN006-001	Sewerage System - M.Rajmandhoo	Other Financing	Rajmandhoo	New	-	-	1,094,471	2,670,511	198,157
P-SAN007-001	Sewerage System - M.Maduvuri	Other Financing	Maduvaree	New	-	-	2,271,325	8,947,068	590,442
P-WAS039-001	Water and Sewerage System -Th.Kinbidhoo	Other Financing	Kinbidhoo	New	-	-	8,470,949	21,420,111	9,963,687
P-WAS040-001	Water and Sewerage System - Th.Vandhoo	Other Financing	Vandhoo	New	-	-	3,515,166	7,791,708	3,768,958
P-WAS041-001	Water and Sewerage System -Th.Thakandhoo	Other Financing	Kandoodhoo	New	-	-	4,922,488	11,661,842	5,528,110
P-SAN008-001	Sewerage System - L.Maabaithoo	Other Financing	Maabaithoo	New	-	-	3,563,107	15,836,570	1,021,036
P-WAS042-001	Water and Sewerage System -L.Kunahandhoo	Other Financing	Kunahandhoo	New	-	-	7,204,360	17,936,989	8,380,450
P-WAS043-001	Water and Sewerage System - L.Hthadhoo	Other Financing	Hthadhoo	New	-	-	10,762,873	27,722,902	12,828,592
P-WAS044-001	Water and Sewerage System -GADhevwadhoo	Other Financing	Dhevwadhoo	New	-	-	2,841,940	5,940,336	2,927,425
P-WAT004-001	Water Supply System - HA.Vashafaru	Other Financing	Vashafaru	New	-	-	1,964,693	5,847,005	1,952,924
P-WAS049-001	Water and Sewerage Network- HA.Uligamu	Other Financing	Uligamu	New	-	-	3,500,000	13,375,146	2,160,092

Office	Project name	Donor	Location	Status	2017 Actual	2018 Revised	2019	2020 Approved	2021
P-WAT006-001	Water Supply System - HDh.Nohivaram	Other Financing	Nohivaram	New	-	-	5,335,311	14,005,933	4,835,311
P-WAS003-001	Water and Sewerage System -Neykurendhoo	Other Financing	Neykurendhoo	New	-	-	3,564,725	8,694,175	3,064,725
P-WAT008-001	Water Supply System - Sh. Funadhoo	Other Financing	Funadhoo	New	-	-	7,619,029	20,857,088	7,119,029
P-WAT011-001	Water Supply System - N.Menadhoo	Other Financing	Manadhoo	New	-	-	6,253,510	16,760,531	5,753,510
P-WAT012-001	Water Supply System - R.Alfushi	Other Financing	Alifushi	New	-	-	6,632,065	17,896,196	6,132,065
P-MEE038-001	Water System - Th. Madifushi	Other Financing	Madifushi	New	-	-	3,854,852	9,564,557	3,354,852
P-WAT018-001	Water Supply System - GA. Gemanafushi	Other Financing	Gemanafushi	New	-	-	5,538,408	14,615,224	5,038,408

6.5 PUBLIC SECTOR INVESTMENT PROGRAM - TRUST FUND 2017 - 2021

(IN MVR)

Office	Project name	Funding Agency	Location	Status	2017 Actuals	2018 Revised	2019	2020 Approved	2021
Total					1,836,884	4,529,962	18,757,839	6,145,410	-
1141	Maldives Islamic University				1,836,884	-	-	-	-
P-MFT007-004	Construction of Sana Building (7 storey Waqf building)	MIU Trust fund	Hulhumale'	Completed	1,836,884	-	-	-	-
1240	Ministry of Islamic Affairs				-	4,529,962	18,757,839	6,145,410	-
P-MFT007-005	Construction of Islamic Studio	Miskithaabehay fund	Male' City	On-going	-	525,000	2,800,001	175,000	-
P-MSQ003-001	K. Kaashidhoo Mosque	Miskithaabehay fund	K. Kaashidhoo	On-going	-	1,421,826	3,981,113	284,365	-
P-MSQ004-001	K. Thulusdhoo Mosque	Miskithaabehay fund	K. Thulusdhoo	New	-	499,053	2,661,617	166,351	-
P-SOC002-001	HA. Hoarafushee Vaqf Building	Zakat fund	HA. Hoarafushi	New	-	584,083	3,115,108	194,694	-
P-MSQ005-001	Const. of Mosque Mathimarahdhoo,L.Gan	Zakat fund	L. Gan	New	-	975,000	5,200,000	325,000	-
P-MSQ001-001	Construction of a Mosque - N.Magoodhoo	Zakat fund	N. Magoodhoo	New	-	525,000	1,000,000	5,000,000	-

6.6 PUBLIC SECTOR INVESTMENT PROGRAM - FUNDING SUMMARY 2017 - 2021

(IN MVR)

	2017	2018	2019	2020	2021
	Actuals	Revised		Approved	
Total Budget	24,951,085,513	27,964,565,049	30,251,742,542	31,976,196,498	31,751,957,845
PSIP as a % Total Budget	23.6	25.4	23.4	26.7	23.2
Total PSIP Budget	5,891,284,235	7,096,500,111	7,076,705,474	8,533,052,627	7,372,061,379
Domestic PSIP	3,005,031,951	2,686,713,073	3,385,626,174	4,271,578,832	3,121,523,697
In % of PSIP Budget	51.0	37.9	47.8	50.1	42.3
Loan PSIP	2,706,220,676	3,919,099,818	3,018,235,383	3,488,331,585	3,768,784,913
In % of PSIP Budget	45.9	55.2	42.7	40.9	51.1
Grant PSIP	178,194,724	486,157,258	654,086,078	766,996,800	481,752,769
In % of PSIP Budget	3.0	6.9	9.2	9.0	6.5
Trust PSIP	1,836,884	4,529,962	18,757,839	6,145,410	-
In % of PSIP Budget	0.0	0.1	0.3	0.1	-

6.7 PUBLIC SECTOR INVESTMENT PROGRAM FUNCTION 2019

(IN MVR)

	Domestic	Project Loan	Project Grant	Trust Fund	Total	%
Total	3,385,626,174	3,018,235,383	654,086,078	18,757,839	7,076,705,474	100.0
1 National Security & Public Order	75,313,347	-	-	-	75,313,347	1.1
Police	33,676,985	-	-	-	33,676,985	0.5
National Security	6,609,985	-	-	-	6,609,985	0.1
Penitentiary	29,251,400	-	-	-	29,251,400	0.4
Rehabilitation	1,080,000	-	-	-	1,080,000	0.0
Customs	4,694,977	-	-	-	4,694,977	0.1
2 Health & Social Services	381,051,223	301,042,896	-	3,115,108	685,209,227	9.7
Health	152,641,451	301,042,896	-	-	453,684,347	6.4
Social service	119,126,010	-	-	3,115,108	122,241,118	1.7
Sports	109,283,762	-	-	-	109,283,762	1.5
3 Education Sector	260,774,076	-	38,710,471	-	299,484,547	4.2
University	14,400,001	-	37,702,040	-	52,102,041	0.7
Education	246,374,075	-	1,008,431	-	247,382,506	3.5
4 Environmental Protection	147,351,643	171,266,193	230,681,021	-	549,298,857	7.8
Waste Disposal	67,219,292	45,460,993	118,920,483	-	231,600,768	3.3
Coastal Protection	54,762,806	36,655,200	16,085,282	-	107,503,288	1.5
Water Drainage System	25,369,545	-	-	-	25,369,545.0	0.4
Renewable Energy	-	89,150,000	95,675,256	-	184,825,256.0	2.6
5 Water and Sewerage	623,062,321	581,721,009	155,592,792	-	1,360,376,122	19.2
Sewerage System	275,114,112	88,740,754	18,840,233	-	382,695,099	5.4
Water and Sewerage	247,155,726	492,980,255	92,963,164	-	833,099,145	11.8
Water System	100,792,483	-	43,789,395	-	144,581,878	2.0
6 Transport	918,423,446	1,750,693,178	21,376,819	-	2,690,493,443	38.0
Harbours	663,220,558	39,195,978	21,376,819	-	723,793,355	10.2
Bridges	70,976,950	53,267,200	-	-	124,244,150	1.8
Airports	184,225,938	1,658,230,000	-	-	1,842,455,938	26.0
7 General Administration	52,213,326	-	-	2,800,001	55,013,327	0.8
Office Buildings	39,797,576	-	-	2,800,001	42,597,577	0.6
Development of Councils	12,415,750	-	-	-	12,415,750	0.2
8 Housing & Infrastructure	182,936,200	213,512,107	-	-	396,448,307	5.6
Housing	182,936,200	213,512,107	-	-	396,448,307	5.6
9 Mosques	18,796,287	-	169,620,000	12,842,730	201,259,017	2.8
Construction of Mosques	18,796,287	-	169,620,000	12,842,730	201,259,017	2.8
10 Land Reclamation & Road Construction	677,505,837	-	-	-	677,505,837	9.6
Road Construction	281,498,718	-	-	-	281,498,718	4.0
Land Reclamation	396,007,119	-	-	-	396,007,119	5.6

11 Fisheries & Agriculture	21,733,145	-	38,104,975	-	59,838,120	0.8
Fisheries / Agriculture	21,733,145	-	38,104,975	-	59,838,120	0.8
12 Others	26,465,323	-	-	-	26,465,323	0.4

6.8 PUBLIC SECTOR INVESTMENT PROGRAM BY ISLAND 2019

(M MVR)

Office	Island	Project Name	Status	Domestic budget	Loan	Grant	Trust fund	Total
		Total		3,385,626,174	3,018,235,383	654,086,078	18,757,839	7,076,705,474
	HA. Hoarafushi			3,427,307	-	-	3,115,108	6,542,415
Maldives Police Service		Construction of Police Station - HA, Hoarafushi	Retention	2,460,790	-	-	-	2,460,790
Ministry of Youth, Sports & Community Empowerment		Dev. of Sports Infrastructure Facilities - HA, Hoarafushi	On-going	612,754	-	-	-	612,754
Ministry of Islamic Affairs		HA. Hoarafushee Yaaf Building	New	-	-	-	3,115,108	3,115,108
Ministry of Environment		Establishment of a Waste Yard - HA, Hoarafushi	On-going	353,763	-	-	-	353,763
	HA. Uligamu			2,519,042	-	3,500,000	-	6,019,042
Maldives Customs Service		Construction of Customs Office Building in HA, Uligamu	On-going	1,019,042	-	-	-	1,019,042
Ministry of Environment		Coastal Protection - HA, Uligamu	New	1,500,000	-	-	-	1,500,000
Ministry of Environment		Water and Sewerage Network - HA, Uligamu	New	-	-	3,500,000	-	3,500,000
Ministry of Defense		Radar System Project	On-going	-	-	-	-	-
	HA. Thuraakunu			6,261,846	-	-	-	6,261,846
MOE / Atoll School Construction		Const. of AV room and Science room in HA, Thuraakunu School	Retention	36,568	-	-	-	36,568
Ministry of Health		Construction of a Laboratory in HA, Thuraakunu Health Centre	Retention	50,278	-	-	-	50,278
Ministry of National Planning and Infrastructure		Land Reclamation - HA, Thuraakunu	New	6,175,000	-	-	-	6,175,000
	HA. Ihavandhoo			51,130,110	-	-	-	51,130,110
MOE / Atoll School Construction		Const. of 3 Storey Building (12 Classroom) in HA, Ihavandhoo	Retention	639,724	-	-	-	639,724
Ministry of Health		Upgrade Almina Dihyo HC to hospital	New	2,000,000	-	-	-	2,000,000
Ministry of Youth, Sports & Community Empowerment		Development of a Sports Arena - HA, Ihavandhoo	On-going	295,386	-	-	-	295,386
Ministry of Youth, Sports & Community Empowerment		Const. of a Turf Ground - HA, Ihavandhoo	New	500,000	-	-	-	500,000
Ministry of National Planning and Infrastructure		Harbor Upgrading - HA, Ihavandhoo	New	2,000,000	-	-	-	2,000,000
Ministry of National Planning and Infrastructure		Land Reclamation - HA, Ihavandhoo	New	45,695,000	-	-	-	45,695,000
	HA. Maarandhoo			2,869,365	-	-	-	2,869,365
Ministry of Youth, Sports & Community Empowerment		Dev. of Sports Infrastructure Facilities - HA, Maarandhoo	On-going	69,365	-	-	-	69,365
Ministry of Youth, Sports & Community Empowerment		Dev. of Football Ground - HA, Maarandhoo	New	800,000	-	-	-	800,000
Ministry of Environment		Water and Sewerage System - HA, Maarandhoo	New	2,000,000	-	-	-	2,000,000
	HA. Molhadhoo			13,500,000	-	-	-	13,500,000
Ministry of Youth, Sports & Community Empowerment		Dev. of Futsal Ground - HA, Molhadhoo	New	500,000	-	-	-	500,000

Office	Island	Project Name	Status	Domestic budget	Loan	Grant	Trust fund	Total
Ministry of National Planning and Infrastructure	HA, Baarah	Habour Construction - HA,Molhadhoo	New	13,000,000	-	-	-	13,000,000
				16,708,010	-	-	-	16,708,010
MOE / Atoll School Construction		Construction of 12 class room - HA,Baarah	On-going	13,690,026	-	-	-	13,690,026
Ministry of Environment		Establishment of a Sewerage System - HA,Baarah	On-going	2,417,984	-	-	-	2,417,984
Ministry of Environment		Establishment of Waste Yard - HA,Baarah	New	600,000	-	-	-	600,000
MOE / Atoll School Construction	HA, Utheemu	Const. of 2 story buildin (4Classroom) in MSMTA - HA,Utheemu	Retention	6,132,530	-	-	-	6,132,530
				92,474	-	-	-	92,474
Department of Heritage		Upgrade Ubhymu B.thakrufn Hadhany Markaz	New	2,000,000	-	-	-	2,000,000
Ministry of Environment		Establishment of a Sewerage System - HA,Utheemu	On-going	4,040,056	-	-	-	4,040,056
MOE / Atoll School Construction	HA, Muraidhoo	Const. of 2 Class room and Science Lab in HA,Muraidhoo	Retention	25,515,772	-	-	-	25,515,772
				99,125	-	-	-	99,125
Ministry of Environment		HA, Muraidhoo Sewerage System	Awarded	23,020,604	-	-	-	23,020,604
Ministry of Environment		Water Supply System - HA,Muraidhoo	New	2,396,043	-	-	-	2,396,043
Ministry of Health	HA, Thakandhoo	Construction of a Laboratory in HA,Thakandhoo Health Centre	Retention	2,076,089	-	2,206,966	-	4,283,055
				53,000	-	-	-	53,000
Ministry of Youth, Sports & Community Empowerment		Development of a Sports Arena - HA,Thakandhoo	On-going	72,453	-	-	-	72,453
Ministry of Environment		Sewerage System - HA,Thakandhoo	New	-	-	2,206,966	-	2,206,966
Ministry of Environment		Water Supply System - HA,Thakandhoo	New	1,950,636	-	-	-	1,950,636
Ministry of Youth, Sports & Community Empowerment	HA, Dhidhoo	Development of a Sports Arena - HA,Dhidhoo	On-going	8,769,324	-	-	-	8,769,324
				71,020	-	-	-	71,020
Ministry of Youth, Sports & Community Empowerment		Dev of 2 Futsal Gro. (Turf)-HA,Dhidhoo	New	1,400,000	-	-	-	1,400,000
Ministry of National Planning and Infrastructure		Jetty Construction - HA, Dhidhoo	New	3,500,000	-	-	-	3,500,000
Ministry of National Planning and Infrastructure		Road Construction - HA,Dhidhoo	Retention	1,160,304	-	-	-	1,160,304
Ministry of Environment		Establishment of Water Supply Network - HA,Dhidhoo	Retention	2,638,000	-	-	-	2,638,000
Ministry of National Planning and Infrastructure		Installing of Street lights in Road Development Islands	Retention	-	-	-	-	-
Ministry of Housing and Urban Development		Const.of 396 Housing Units in HDH and HA	On-going	-	-	-	-	-
MOE / Atoll School Construction	HA, Kelaa	Ha.Kelaa Maadh Sh.Ibr.Mitippps Ha&Cisroom	On-going	27,641,658	-	-	-	27,641,658
				8,075,000	-	-	-	8,075,000
Ministry of National Planning and Infrastructure		Harbor Construction Project - HA,Kelaa	Retention	667,340	-	-	-	667,340
Ministry of National Planning and Infrastructure		Harbor Project (Phase I)- HA, Kelaa	New	5,000,000	-	-	-	5,000,000
Ministry of National Planning and Infrastructure		Road Construction - HA,Kelaa	New	13,250,000	-	-	-	13,250,000
Ministry of Environment		Establishment of a Waste Yard - HA,Kelaa	On-going	649,318	-	-	-	649,318

Office	Island	Project Name	Status	Domestic budget	Loan	Grant	Trust fund	Total
	HA, Vashafaru			629,124	-	1,964,693	-	2,593,817
MOE / Atoll School Construction		Const. of AV room and Science room in HA.Vashafaru School	On-going	457,212	-	-	-	457,212
Ministry of National Planning and Infrastructure		Construction of Channel - HA.Vashafaru	Retention	171,912	-	-	-	171,912
Ministry of Environment		Water Supply System - HA.Vashafaru	New	-	-	1,964,693	-	1,964,693
	HA, Fillaadhoo			3,633,119	-	2,500,000	-	6,133,119
Ministry of Youth, Sports & Community Empowerment		Dev. of Sports Infrastructure Facilities - HA.Fillaadhoo	On-going	74,348	-	-	-	74,348
Ministry of National Planning and Infrastructure		Harbor Construction Project - HA.Fillaadhoo	Retention	705,062	-	-	-	705,062
Ministry of Environment		Sewerage System - HA, Fillaadhoo	New	-	-	2,500,000	-	2,500,000
Ministry of Environment		Water Supply System - HA.Fillaadhoo	New	2,853,709	-	-	-	2,853,709
	HA, Maafinolhu			90,000,000	-	-	-	90,000,000
Regional Airports		Development of HA.Maafinolhu Airport with reclamation	On-going	90,000,000	-	-	-	90,000,000
	HDh, Hanimaadhoo			6,574,754	-	-	-	6,574,754
MOE / Atoll School Construction		Construction of 24 Classroom & Hall in HDh.Hanimaadhoo School	On-going	1,887,648	-	-	-	1,887,648
Regional Airports		Upgrading of Int.Airport - Hanimaadhoo	New	1,500,000	-	-	-	1,500,000
Ministry of Youth, Sports & Community Empowerment		Dev. of Sports Infrastructure Facilities - HDh.Hanimaadhoo	On-going	187,106	-	-	-	187,106
Ministry of National Planning and Infrastructure		Harbor Upgrading - HDh, Hanimaadhoo	New	2,000,000	-	-	-	2,000,000
Ministry of Environment		Coastal Protection - HDh, Hanimaadhoo	New	1,000,000	-	-	-	1,000,000
Ministry of National Planning and Infrastructure		Installing of Street Lights in Road Development islands	Retention	-	-	-	-	-
Ministry of Housing and Urban Development		Const. of 396 Housing Units in HDH and HA	On-going	-	-	-	-	-
	HDh, Hirimaradhoo			3,849,640	-	-	-	3,849,640
Ministry of Health		Health Centre B. Wall - HDh.Hirimaradhoo	New	300,000	-	-	-	300,000
Ministry of Youth, Sports & Community Empowerment		Dev. of Sports Infrastructure Facilities - HDh.Hirimaradhoo	On-going	49,640	-	-	-	49,640
Ministry of Environment		Water and Sewerage Network -Hirimaradhoo	New	3,500,000	-	-	-	3,500,000
	HDh, Naivaadhoo			3,926,837	-	-	-	3,926,837
Ministry of Health		Health Centre Upgrading - HDh.Naivaadhoo	New	500,000	-	-	-	500,000
Ministry of National Planning and Infrastructure		Upgrade Entrance Channel -HDh.Naivaadhoo	New	1,000,000	-	-	-	1,000,000
Ministry of Islamic Affairs		HDh.Naivaadhoo Mosque	Retention	226,936	-	-	-	226,936
Ministry of Environment		Water System - HDh Naavaadhoo	New	2,199,901	-	-	-	2,199,901
	HDh, Finney			18,539,616	-	-	-	18,539,616
Local Government Authority		Installation of Street Lights -HDh.Finney	New	500,000	-	-	-	500,000
MOE / Atoll School Construction		HDh. Finney School Staff room and Boundary Wall	Retention	33,390	-	-	-	33,390
Ministry of Youth, Sports & Community Empowerment		Development of Sports Infrastructure Facilities - HDh.Finney	On-going	14,498	-	-	-	14,498

Office	Island	Project Name	Status	Domestic budget	Loan	Grant	Trust fund	Total
Ministry of Youth, Sports & Community Empowerment		Upgrading of Football Ground - HDh.Finey	New	800,000	-	-	-	800,000
Ministry of Environment		Sewerage System - HDh.Finey	New	15,000,000	-	-	-	15,000,000
Ministry of Environment		Water Supply System - HDh.Finey	New	2,191,728	-	-	-	2,191,728
HDh. Nohivaranafaru				2,564,923	-	-	-	2,564,923
Ministry of Health		Upgr. Health Centre - HDh.Nohivaranafaru	New	2,000,000	-	-	-	2,000,000
Ministry of Youth, Sports & Community Empowerment		Dev. of Sports Infrastructure Facilities -HDh.Nohivaranafaru	On-going	87,209	-	-	-	87,209
Ministry of Environment		Establishment of a Waste Yard - HDh.Nohivaranafaru	On-going	477,714	-	-	-	477,714
Ministry of Environment		Sanitation in 5 Islands (IDB Loan)	On-going					
Ministry of National Planning and Infrastructure		Reconstruction of Harbors (IDB loan)	On-going					
Ministry of Housing and Urban Development		Const.of 396 Housing Units in HDH and HA	On-going					
HDh. Nohivaram				2,559,944	-	5,335,311	-	7,895,255
MDE / Atoll School Construction		Const. of 5 Classroom - HDh. Nohivaram	New	2,500,000	-	-	-	2,500,000
Ministry of Youth, Sports & Community Empowerment		Dev. of Sports Infrastructure Facilities - HDh.Nohivaram	On-going	59,944	-	-	-	59,944
Ministry of Environment		Water Supply System - HDh.Nohivaram	New	-	-	5,335,311	-	5,335,311
Ministry of National Planning and Infrastructure		Reconstruction of Harbors (IDB loan)	On-going					
HDh. Nellaidhoo				12,987,896	-	-	-	12,987,896
MDE / Atoll School Construction		Const. of 2 Classroom - HDh.Nellaidhoo	New	900,000	-	-	-	900,000
Ministry of Youth, Sports & Community Empowerment		Dev. of Sports Infrastructure Facilities - HDh.Nellaidhoo	On-going	72,453	-	-	-	72,453
Ministry of Youth, Sports & Community Empowerment		Football Ground Leveling -HDh.Nellaidhoo	New	100,000	-	-	-	100,000
Ministry of National Planning and Infrastructure		Upgrading of Harbour - HDh.Nellaidhoo	New	7,915,443	-	-	-	7,915,443
Ministry of Environment		Waste Management Centre - HDh.Nellaidhoo	New	500,000	-	-	-	500,000
Ministry of Environment		Water and Sewerage Network - Nellaidhoo	New	3,500,000	-	-	-	3,500,000
HDh. Kurinbi				5,533,953	-	-	-	5,533,953
Local Government Authority		Construction of a Funeral Home - HDh.Kurinbi	Retention	50,105	-	-	-	50,105
MDE / Atoll School Construction		Classroom & Staff Room - HDh. Kurinbi 5	New	2,000,000	-	-	-	2,000,000
Ministry of Youth, Sports & Community Empowerment		FootballGround Boundary Wall-HDh.Kurinbi	New	300,000	-	-	-	300,000
Ministry of Environment		Water and Sewerage System - HDh.Kurinbi	New	3,183,848	-	-	-	3,183,848
HDh. Vaikaradhoo				9,919,365	-	-	-	9,919,365
Local Government Authority		Const.of Fish Market - HDh.Vaikaradhoo	New	1,000,000	-	-	-	1,000,000
MDE / Atoll School Construction		Const. of 12 Classroom - HDh. Vaikaradhoo	New	5,850,000	-	-	-	5,850,000
Ministry of Youth, Sports & Community Empowerment		Dev. of Sports Infrastructure Facilities - HDh.Vaikaradhoo	On-going	69,365	-	-	-	69,365
Ministry of Youth, Sports & Community Empowerment		Est. of Youth Centre - HDh.Vaikaradhoo	New	1,000,000	-	-	-	1,000,000

Office	Island	Project Name	Status	Domestic budget	Loan	Grant	Trust fund	Total
Ministry of Environment		Water and Sewerage Network - Vaikaradhoo	New	2,000,000	-	-	-	2,000,000
	HDh. Neykurendhoo			3,072,453	-	3,564,725	-	6,637,178
Maldives Correctional Service		Construction of Neykurendhoo Jail- 300 inmates	New	3,000,000	-	-	-	3,000,000
Ministry of Youth, Sports & Community Empowerment		Dev. of Sports Infrastructure Facilities - HDh.Neykurendhoo	On-going	72,453	-	-	-	72,453
Ministry of Environment		Water and Sewerage System -Neykurendhoo	New	-	-	3,564,725	-	3,564,725
	HDh. Kumundhoo			72,479	-	4,675,602	-	4,748,081
Ministry of Youth, Sports & Community Empowerment		Dev. of Sports Infrastructure Facilities - HDh. Kumundhoo	On-going	72,479	-	-	-	72,479
Ministry of Environment		Water and Sewerage System -HDh.Kumundhoo	New	-	-	4,675,602	-	4,675,602
	HDh. Makumudhoo			15,214,466	-	-	-	15,214,466
Local Government Authority		Construction of Fish Market - HDh.Makumudhoo	On-going	1,186,618	-	-	-	1,186,618
MOE / Atoll School Construction		Const. of 10 Classroom 2 Storey Building in HDh.Makumudhoo	Retention	484,739	-	-	-	484,739
Regional Airports		Aiport Development Study -HDh.Makumudhoo	New	500,000	-	-	-	500,000
Ministry of Youth, Sports & Community Empowerment		Dev. of Sports Infrastructure Facilities - HDh.Makumudhoo	On-going	43,109	-	-	-	43,109
Ministry of National Planning and Infrastructure		Development of slipway - HDh.Makumudhoo	New	10,000,000	-	-	-	10,000,000
Ministry of Environment		Water and Sewerage Network - Makumudhoo	New	3,000,000	-	-	-	3,000,000
Maldives National Defense Force		Radar System Project	On-going					
	HDh. Kulhudhuffushi			32,862,422	-	21,376,819	-	54,239,241
Local Government Authority		Upgrade Council Building -Kulhudhuffushi	New	500,000	-	-	-	500,000
Ministry of Home Affairs		Construction of Local Market - HDh.Kulhudhuffushi	Retention	99,287	-	-	-	99,287
Maldives Customs Service		Const. of Customs North Regional Head Office in Kulhudhuffushi	On-going	3,675,935	-	-	-	3,675,935
MOE / Atoll School Construction		Afeefudheen School Boundary Wall	New	500,000	-	-	-	500,000
MOE / Atoll School Construction		Const.12 Classroom in AEC, Kulhudhuffushi	New	3,000,000	-	-	-	3,000,000
Maldives National University		Const. of 3 Storey Classroom Block - HDh.Kulhudhuffushi	Retention	1,032,966	-	-	-	1,032,966
Maldives National University		Construction of an Auditorium in Kulhudhuffushi Campus	Retention	903,056	-	-	-	903,056
Regional Airports		HDh.Kulhudhuffushi Aiport with reclamation	Retention	5,764,461	-	-	-	5,764,461
Ministry of Youth, Sports & Community Empowerment		Development of a Sports Arena - HDh.Kulhudhuffushi	On-going	183,647	-	-	-	183,647
Ministry of Youth, Sports & Community Empowerment		Const. of Youth Centre (Cont. Finance) - HDh.Kulhudhuffushi	On-going	230,285	-	-	-	230,285
Ministry of Youth, Sports & Community Empowerment		YouthCentre Equipment-HDh.Kulhudhuffushi	New	500,000	-	-	-	500,000
Ministry of National Planning and Infrastructure		HDh.Kulhudhuffushi Harbor Expansion Project	On-going	5,972,785	-	21,376,819	-	27,349,604
Ministry of National Planning and Infrastructure		Road Construction - HDh.Kulhudhuffushi	On-going	10,000,000	-	-	-	10,000,000
Ministry of National Planning and Infrastructure		Insatill Road Speed Breakers-Kulhudhuffushi	New	500,000	-	-	-	500,000
Ministry of National Planning and Infrastructure		Installing of Street lights in Road Development Islands	Retention					

Office	Island	Project Name	Status	Domestic budget	Loan	Grant	Trust fund	Total
Ministry of Housing and Urban Development		Const. of 396 Housing Units in HDH and HA	On-going					
	Sh. Noonaraa			8,252,663	-	-	-	8,252,663
Ministry of National Planning and Infrastructure		Upgrading of Harbour - Sh. Noonaraa	New	8,252,663	-	-	-	8,252,663
	Sh. Bileffahi			10,000,000	-	-	-	10,000,000
Ministry of National Planning and Infrastructure		Upgrading of Harbour - Sh. Bileffahi	New	10,000,000	-	-	-	10,000,000
	Sh. Kanditheenu			4,999,016	-	-	-	4,999,016
Ministry of Environment		Water Supply System - Sh. Kanditheenu	New	4,999,016	-	-	-	4,999,016
	Sh. Feydhoo			12,184,704	-	-	-	12,184,704
Ministry of Youth, Sports & Community Empowerment		Dev. of Sports Infrastructure Facilities - Sh. Feydhoo	On-going	29,895	-	-	-	29,895
Ministry of National Planning and Infrastructure		Upgrading of Harbour - Sh. Feydhoo	New	8,822,689	-	-	-	8,822,689
Ministry of Islamic Affairs		Construction of Sh. Feydhoo Mosque	Retention	332,120	-	-	-	332,120
Ministry of Environment		Water and Sewerage Network - Sh. Feydhoo	New	3,000,000	-	-	-	3,000,000
	Sh. Goldhoo			-	-	5,827,195	-	5,827,195
Ministry of Environment		Water and Sewerage System - Sh. Goldhoo	New	-	-	5,827,195	-	5,827,195
	Sh. Narudhoo			2,551,888	-	2,827,573	-	5,379,461
MOE / Atoll School Construction		Construction of 2 class room in Sh. Narudhoo School	Retention	49,601	-	-	-	49,601
Ministry of Environment		Sewerage System - Sh. Narudhoo	New	-	-	2,827,573	-	2,827,573
Ministry of Environment		Water Supply System - Sh. Narudhoo	New	2,502,287	-	-	-	2,502,287
	Sh. Milandhoo			6,231,045	-	-	-	6,231,045
MOE / Atoll School Construction		Construction of 4 storey building and Hall in Sh. Milandhoo	Retention	995,312	-	-	-	995,312
Ministry of Youth, Sports & Community Empowerment		Dev. of Sports Infrastructure Facilities - Sh. Milandhoo	On-going	235,733	-	-	-	235,733
Ministry of Environment		Coastal Protection - Sh. Milandhoo	New	5,000,000	-	-	-	5,000,000
	Sh. Feevah			34,900,120	-	-	-	34,900,120
Ministry of National Planning and Infrastructure		Reconstruction of Harbour - Sh. Feevah	New	10,352,131	-	-	-	10,352,131
Ministry of Environment		Establishment of a Sewerage System - Sh. Feevah	On-going	23,547,989	-	-	-	23,547,989
Ministry of Environment		Water Supply System - Sh. Feevah	New	1,000,000	-	-	-	1,000,000
	Sh. Komandoo			20,478,939	-	-	-	20,478,939
Ministry of National Planning and Infrastructure		Upgrading of Harbour - Sh. Komandoo	New	14,500,328	-	-	-	14,500,328
Ministry of National Planning and Infrastructure		Land Recla, Coastal Protection and Quay Wall - Sh. Komandoo	Retention	2,478,611	-	-	-	2,478,611
Ministry of Environment		Water and Sewerage Network - Sh. Komandoo	New	3,500,000	-	-	-	3,500,000
	Sh. Maroshi			5,053,168	-	-	-	5,053,168
Ministry of Environment		Water and Sewerage System - Sh. Maroshi	New	5,053,168	-	-	-	5,053,168

Office	Island	Project Name	Status	Domestic budget	Loan	Grant	Trust fund	Total
	Sh. Foakaidhoo			7,000,000	-	4,281,082	-	11,281,082
Ministry of National Planning and Infrastructure		Sh. Foakaidhoo Harbor Upgrading	New	7,000,000	-	-	-	7,000,000
Ministry of Environment		Water & Sanitation - Sh. Foakaidhoo	New	-	-	4,281,082	-	4,281,082
	Sh. Lhaimagu			12,058,922	-	-	-	12,058,922
MOE / Atoll School Construction		Construction of 2 Classroom and Toilet in Sh.Lhaimagu School	Retention	58,922	-	-	-	58,922
Ministry of National Planning and Infrastructure		Upgr.Habour&Shore Protection-Sh.Lhaimagu	New	12,000,000	-	-	-	12,000,000
	Sh. Maaugoodhoo			8,905,754	-	-	-	8,905,754
Ministry of National Planning and Infrastructure		Upgrading of Harbor - Sh.Maaugoodhoo	Retention	344,334	-	-	-	344,334
Ministry of Environment		Water and Sewerage System-Sh.Maungoodhoo	New	8,561,420	-	-	-	8,561,420
	Sh. Funadhoo			7,008,834	-	7,619,029	-	14,627,863
Regional Airports		Sh.Funadhoo Airport with reclamaion	Retention	2,751,652	-	-	-	2,751,652
Ministry of Youth, Sports & Community Empowerment		Development of a Sports Arena - Sh.Funadhoo	On-going	13,750	-	-	-	13,750
Ministry of National Planning and Infrastructure		Road Construction - Sh.Funadhoo	Retention	1,277,946	-	-	-	1,277,946
Ministry of Environment		Sewerage Systm for new Stimmis-Funadhoo	New	2,965,486	-	-	-	2,965,486
Ministry of Environment		Water Supply System - Sh.Funadhoo	New	-	-	7,619,029	-	7,619,029
	N. Henbadhoo			16,950,000	-	-	-	16,950,000
Ministry of National Planning and Infrastructure		Jetty Construction - N.Henbadhoo	New	13,650,000	-	-	-	13,650,000
Ministry of Environment		Establishment of a Sewerage System - N.Henbadhoo	On-going	800,000	-	-	-	800,000
Ministry of Environment		Water Supply System - N.Henbadhoo	New	2,500,000	-	-	-	2,500,000
	N. Kudafari			5,425,103	-	-	-	5,425,103
Ministry of Environment		Water and Sewerage System - N.Kudafaree	New	5,425,103	-	-	-	5,425,103
	N. Kendhikuhdhoo			6,248,550	-	13,979,609	-	20,228,159
MOE / Atoll School Construction		Construction of 2 Classroom and Hall in N.Kendhikuhdhoo	Retention	248,550	-	-	-	248,550
Maldives National University		Est. of Junior College-N.Kendhikuhdhoo	New	6,000,000	-	-	-	6,000,000
Ministry of Environment		Water and Sewerage System-Kendhikuhdhoo	New	-	-	13,979,609	-	13,979,609
	N. Maalhendhoo			7,342,749	-	-	-	7,342,749
Ministry of Youth, Sports & Community Empowerment		Dev. of Sports Infrastructure Facilities - N.Maalhendhoo	On-going	37,866	-	-	-	37,866
Ministry of Environment		Water and Sewerage System -N.Maalhendhoo	New	7,304,883	-	-	-	7,304,883
Ministry of National Planning and Infrastructure		Reconstruction of Harbors (DBE loan)	On-going	-	-	-	-	-
	N. Manadhoo			4,315,255	-	6,253,510	-	10,568,765
MOE / Atoll School Construction		Cont. of Multi Purpose Hall in N.atoll Sc	New	1,000,000	-	-	-	1,000,000
Ministry of Health		Ext. of N. Atoll Hospital - N. Manadhoo	New	3,000,000	-	-	-	3,000,000

Office	Island	Project Name	Status	Domestic budget	Loan	Grant	Trust fund	Total
Ministry of Youth, Sports & Community Empowerment		Dev. of Sports Infrastructure Facilities - N.Maadhooh	On-going	45,883	-	-	-	45,883
Ministry of Housing & Urban Development		Const.of 11 Housing Units - N.Maadhooh	Retention	269,372	-	-	-	269,372
Ministry of Environment		Water Supply System - N.Maadhooh	New	-	-	6,253,510	-	6,253,510
	N. Maafaru			120,476	-	2,323,754	-	2,444,230
Ministry of Youth, Sports & Community Empowerment		Development of Sports Infrastructure Facilities - N.Maafaru	On-going	67,500	-	-	-	67,500
Ministry of Environment		Establishment of a Waste Yard - N.Maafaru	Retention	52,976	-	-	-	52,976
Ministry of Environment		Water & Sanitation - N. Maafaru	New	-	-	2,323,754	-	2,323,754
Ministry of National Planning and Infrastructure		Reconstruction of Harbors (DB loan)	On-going	-	-	-	-	-
	N. Landhoo			16,153,537	-	-	-	16,153,537
Ministry of Youth, Sports & Community Empowerment		Development of Sports Infrastructure Facilities - N.Landhoo	On-going	74,067	-	-	-	74,067
Ministry of National Planning and Infrastructure		Upgrading of Harbour- N.Landhoo	New	12,352,131	-	-	-	12,352,131
Ministry of Environment		Establishment of a Sewerage System - N.Landhoo	On-going	3,727,339	-	-	-	3,727,339
Ministry of Environment		Establishment of Community water storage system	On-going	-	-	-	-	-
	N. Lhohi			2,896,860	-	-	-	2,896,860
Ministry of Environment		Water and Sewerage System - N.Lhohi	New	2,896,860	-	-	-	2,896,860
	N. Veilidhoo			10,678,260	-	-	-	10,678,260
Ministry of Health		Construction of Hospital - N.Veilidhoo	New	10,678,260	-	-	-	10,678,260
Ministry of Environment		Outer Island Water Supply and Sewerage Systems (OFID phase1)	Retention	-	-	-	-	-
Ministry of National Planning and Infrastructure		Reconstruction of Harbors (DB loan)	On-going	-	-	-	-	-
	N. Foddihooh			3,303,151	-	-	-	3,303,151
Ministry of National Planning and Infrastructure		Ease of Access - N.Foddihooh	Retention	411,227	-	-	-	411,227
Ministry of Environment		Water and Sewerage System - N.Foddihooh	New	2,891,924	-	-	-	2,891,924
	N. Holhudhoo			9,992,862	-	-	-	9,992,862
MOE / Atoll School Construction		Change N.Holhudhoo Meynaa School in to One Campus	Retention	424,865	-	-	-	424,865
Ministry of Environment		Water Supply System - N.Holhudhoo	New	4,805,449	-	-	-	4,805,449
Ministry of Environment		Establishment of Drainage System - N.Holhudhoo	Awarded	4,762,548	-	-	-	4,762,548
	N. Magoodhoo			-	-	-	1,000,000	1,000,000
Ministry of Islamic Affairs		Construction of a Mosque - N.Magoodhoo	New	-	-	-	1,000,000	1,000,000
	N. Mliadhoo			13,881,443	-	-	-	13,881,443
Ministry of National Planning and Infrastructure		Upgrading of Harbour - N.Mliadhoo	New	13,881,443	-	-	-	13,881,443
	R. Rasgetheemu			17,410,207	-	-	-	17,410,207
Ministry of National Planning and Infrastructure		Upgrading of Harbour - R. Rasgetheemu	New	9,371,148	-	-	-	9,371,148

Office	Island	Project Name	Status	Domestic budget	Loan	Grant	Trust fund	Total
Ministry of National Planning and Infrastructure		Jetty Construction - R.Rasgetheemu	New	2,000,000	-	-	-	2,000,000
Ministry of Islamic Affairs		Construction of R.Rasgetheemu Mosque	Retention	322,439	-	-	-	322,439
Ministry of Environment		Water and Sewerage System -R.Rasgetheemu	New	5,716,620	-	-	-	5,716,620
	R. Angolhitheemu			11,134,520	-	-	-	11,134,520
Ministry of Youth, Sports & Community Empowerment		Dev. Football Stadium - R.Angolhitheem	New	500,000	-	-	-	500,000
Ministry of National Planning and Infrastructure		R. Angolhitheem Harbor Upgrading	New	8,500,000	-	-	-	8,500,000
Ministry of Environment		Water and Sewerage System -Angolhitheemu	New	2,134,520	-	-	-	2,134,520
	R. Alifushi			7,853,406	-	6,632,065	-	14,485,471
MOE / Atoll School Construction		Multi Purpose Hall - R. Alifushi	New	1,000,000	-	-	-	1,000,000
Ministry of Youth, Sports & Community Empowerment		Development of Sports Infrastructure Facilities - R.Alifushi	On-going	323,406	-	-	-	323,406
Ministry of Youth, Sports & Community Empowerment		Turfing of Football Ground- R.Alifushi	New	825,000	-	-	-	825,000
Ministry of National Planning and Infrastructure		R. Alifushi 10 Hecter Land Reclamation	New	3,705,000	-	-	-	3,705,000
Ministry of National Planning and Infrastructure		Road Construction - R. Alifushi	New	2,000,000	-	-	-	2,000,000
Ministry of Environment		Water Supply System - R.Alifushi	New	-	-	6,632,065	-	6,632,065
	R. Vaadhoo			6,090,762	-	-	-	6,090,762
Ministry of Youth, Sports & Community Empowerment		Deve of R. Vaadhoo Football Stadium	New	500,000	-	-	-	500,000
Ministry of Islamic Affairs		Construction of Mosque - R. Vaadhoo	New	1,000,000	-	-	-	1,000,000
Ministry of Environment		Water and Sewerage System - R.Vaadhoo	New	4,590,762	-	-	-	4,590,762
	R. Hulhuffaarau			7,062,075	-	-	-	7,062,075
MOE / Atoll School Construction		Multi Purpose Hall - R. Hulhuffaarau	New	1,000,000	-	-	-	1,000,000
Ministry of Youth, Sports & Community Empowerment		Dev. of Sports Infrastructure Facilities - R.Hulhuffaarau	On-going	66,525	-	-	-	66,525
Ministry of National Planning and Infrastructure		Construction of Channel Sea Wall - R.Hulhuffaarau	Retention	170,550	-	-	-	170,550
Ministry of National Planning and Infrastructure		Road Construction - R.Hulhuffaarau	New	5,825,000	-	-	-	5,825,000
Ministry of Environment		Outer Island Water Supply and Sewerage Systems (OFID phase1)	Retention	-	-	-	-	-
	R. Ungoofaaru			11,389,503	-	-	-	11,389,503
MOE / Atoll School Construction		Multi Purpose Hall - R. Ungoofaaru	New	1,000,000	-	-	-	1,000,000
Ministry of Health		Construction of 6 Private Rooms in R.Ugoofaaru Regional Hosp	On-going	1,361,557	-	-	-	1,361,557
Ministry of Health		Upgrading of Hospital - R.Ungoofaaru	New	5,000,000	-	-	-	5,000,000
Ministry of Islamic Affairs		Construction of R.Ungoofaaru Islamic Centre	On-going	3,677,946	-	-	-	3,677,946
Ministry of Environment		Establishment of a Waste Yard - R.Ungoofaaru	On-going	350,000	-	-	-	350,000
	R. Maakurathu			7,047,231	-	-	-	7,047,231
Ministry of Youth, Sports & Community Empowerment		Dev. of Sports Infrastructure Facilities - R.Maakurath	On-going	70,394	-	-	-	70,394

Office	Island	Project Name	Status	Domestic budget	Loan	Grant	Trust fund	Total
Ministry of Youth, Sports & Community Empowerment		Dev. of Football Ground - R.Maakurathu	New	900,000	-	-	-	900,000
Ministry of National Planning and Infrastructure		Construction of Quay Wall - R.Maakurathu	Retention	206,910	-	-	-	206,910
Ministry of Environment		Establishment of a Sewerage System - R.Maakurathu	On-going	5,869,927	-	-	-	5,869,927
	R. Dhuvaafaru			61,981,795	-	-	-	61,981,795
Local Government Authority		Fish Market Building - R.Dhuvaafaru	Retention	147,240	-	-	-	147,240
MOE / Atoll School Construction		Construction of an Auditorium in R.Dhuvaafaru Primary School	Retention	84,555	-	-	-	84,555
Ministry of National Planning and Infrastructure		Land Reclamation - R.Dhuvaafaru	New	61,750,000	-	-	-	61,750,000
	R. Rasmaadhoo			15,643,778	-	-	-	15,643,778
Ministry of National Planning and Infrastructure		Upgrading of Harbour - R.Rasmaadhoo	New	13,000,000	-	-	-	13,000,000
Ministry of Environment		Establishment of a Sewerage System - R.Rasmaadhoo	On-going	2,643,778	-	-	-	2,643,778
	R. Kinolhas			-	-	2,355,507	-	2,355,507
Ministry of Environment		Water and Sewerage System - R.Kinolhas	New	-	-	2,355,507	-	2,355,507
	R. Innamaadhoo			25,682,317	-	-	-	25,682,317
Ministry of Environment		Establishment of a Sewerage System - R.Innamaadhoo	On-going	23,286,274	-	-	-	23,286,274
Ministry of Environment		Water Supply System - R.Innamaadhoo	New	2,396,043	-	-	-	2,396,043
Ministry of National Planning and Infrastructure		Reconstruction of Harbors (DBE loan)	On-going	-	-	-	-	-
	R. Inguroidhoo			5,292,074	-	-	-	5,292,074
Ministry of National Planning and Infrastructure		Harbor Construction - R.Inguroidhoo	Retention	1,171,211	-	-	-	1,171,211
Ministry of Environment		Water and Sewerage System - R.Inguroidhoo	New	4,120,863	-	-	-	4,120,863
	R. Fainu			-	-	3,836,840	-	3,836,840
Ministry of Environment		Water and Sewerage System - R.Fainu	New	-	-	3,836,840	-	3,836,840
	R. Maduwari			18,000,000	-	-	-	18,000,000
MOE / Atoll School Construction		Multi Purpose Hall - R. Maduwari	New	3,000,000	-	-	-	3,000,000
Ministry of National Planning and Infrastructure		Harbour Construction - R.Maduwari	New	15,000,000	-	-	-	15,000,000
	R. Meedhoo			6,257,882	-	-	-	6,257,882
MOE / Atoll School Construction		Const. of a Multi-purpose Hall in R.AEC - R.Meedhoo	Retention	171,140	-	-	-	171,140
Ministry of Health		Upgr Health Center to Hospital - R.Meedhoo	New	4,000,000	-	-	-	4,000,000
Ministry of Youth, Sports & Community Empowerment		Development of Sports Infrastructure Facilities - R.Meedhoo	On-going	72,669	-	-	-	72,669
Ministry of Youth, Sports & Community Empowerment		Dev. of Football Ground - R.Meedhoo	New	900,000	-	-	-	900,000
Public works Services		Road Construction Project - R.Meedhoo	Retention	835,168	-	-	-	835,168
Ministry of Islamic Affairs		R.Meedhoo Mosque	Retention	278,905	-	-	-	278,905

Office	Island	Project Name	Status	Domestic budget	Loan	Grant	Trust fund	Total
Ministry of Environment	R. Vandhoo	Upgrading of Harbour Quay Wall - R.Vandhoo	New	9,500,000	-	-	-	9,500,000
Ministry of National Planning and Infrastructure	B. Fulhadhoo	Harbour Construction - B.Fulhadhoo	Ongoing	11,623,852	-	-	-	11,623,852
Ministry of Health	B. Fehendhoo	Construction of B.Fehendhoo Health center	Retention	76,114	-	-	-	76,114
Ministry of National Planning and Infrastructure	B. Thulhaadhoo	Jetty Construction - B.Fehendhoo	New	15,340,000	-	-	-	15,340,000
Ministry of National Planning and Infrastructure	B. Thulhaadhoo	Harbor Construction - B.Thulhaadhoo	Retention	1,288,446	-	-	-	1,288,446
Ministry of Housing & Urban Development	B. Thulhaadhoo	Const.of 100 Housing units-B.Thulhaadhoo	New	17,500,000	-	-	-	17,500,000
Ministry of Environment	B. Goldhoo	Outer Island Water Supply and Sewerage Systems (OFID phase1)	Retention	15,340,000	-	-	-	15,340,000
Ministry of National Planning and Infrastructure	B. Hithaadhoo	Upgrading of Harbour - B.Goldhoo	New	15,340,000	-	-	-	15,340,000
Ministry of Environment	B. Hithaadhoo	Water and Sewerage System - B.Hithaadhoo	New	7,817,550	-	-	-	7,817,550
Ministry of Environment	B. Eydhafushi	Establishment of Community water storage system	Ongoing	38,150,000	-	-	-	38,150,000
Ministry of Health	B. Eydhafushi	Const of Rooms at Hospital-B. Eydhafushi	New	20,000,000	-	-	-	20,000,000
Ministry of Youth, Sports & Community Empowerment	B. Maalhoo	Dev. of Football Ground - B.Eydhafushi	New	1,000,000	-	-	-	1,000,000
Ministry of National Planning and Infrastructure	B. Maalhoo	Road Construction - B.Eydhafushi	New	17,150,000	-	-	-	17,150,000
Ministry of Environment	B. Kamaadhoo	Water and Sewerage System - B.Maalhoo	New	2,402,581	-	-	-	2,402,581
Ministry of Environment	B. Kamaadhoo	Establishment of a Waste Yard - B.Kamaadhoo	Retention	59,999	-	2,347,661	-	2,407,660
Ministry of Environment	B. Kamaadhoo	Water and Sewerage System - B.Kamaadhoo	New	-	-	2,347,661	-	2,347,661
Ministry of National Planning and Infrastructure	B. Kudarikilu	Harbour Construction - B.Kihaadhoo	New	13,000,000	-	-	-	13,000,000
Local Government Authority	B. Kudarikilu	Construction of a Funeral Home - B.Kudarikilu	Retention	52,317	-	-	-	52,317
Ministry of National Planning and Infrastructure	B. Kendhoo	Harbour Construction - B.Kudarikilu	New	14,170,000	-	-	-	14,170,000
Ministry of Environment	B. Kendhoo	Water and Sewerage System - B.Kendhoo	New	3,069,836	-	-	-	3,069,836
				3,069,836	-	-	-	3,069,836

Office	Island	Project Name	Status	Domestic budget	Loan	Grant	Trust fund	Total
Ministry of Environment	B. Dharavandhoo	Water and Sewerage System - Dharavandhoo	New	7,887,916	-	-	-	7,887,916
Ministry of National Planning and Infrastructure	B. Dhoniānu	Harbour Construction - B.Dhoniānu	New	13,000,000	-	-	-	13,000,000
Ministry of Health	Lh. Hinnavaru	Construction of Lh.Hinnavaru Health center	On-going	410,895	-	-	-	410,895
Ministry of Health		Upgr HC to Hospital - Lh. Hinnavaru	New	7,000,000	-	-	-	7,000,000
Ministry of Youth, Sports & Community Empowerment		Upgr. of Football Ground - Lh. Hinnavaru	New	850,000	-	-	-	850,000
Local Government Authority	Lh. Naifaru	Const.Of Council Building - Lh. Naifaru	New	2,000,000	-	-	-	2,000,000
MOE / Atoll School Construction		Const.of 10 Class, Staff&AV room in Maadh.Iffhitah -Naifaru	On-going	2,109,332	-	-	-	2,109,332
Ministry of Health		Lh.Naifaru Atoll Hospital Extension project	Retention	27,073	-	-	-	27,073
Ministry of National Planning and Infrastructure		Harbor Construction Project - Lh. Naifaru	Retention	1,771,484	-	-	-	1,771,484
Ministry of National Planning and Infrastructure		Lh. Naifaru Harbor Sea Wall Construction	Retention	679,436	-	-	-	679,436
Ministry of Housing & Urban Development		Const.of 100 Housing Units in Lh.Naifaru	New	17,500,000	-	-	-	17,500,000
Ministry of Islamic Affairs		Lh.Naifaru Mosque	Retention	780,652	-	-	-	780,652
Ministry of Environment		Sanitation in 5 Islands (IDB Loan)	On-going	10,768,971	-	-	-	10,768,971
MOE / Atoll School Construction	Lh. Kurendhoo	Multi Purpose Hall - Lh. Kurendhoo	New	2,500,000	-	-	-	2,500,000
Ministry of Youth, Sports & Community Empowerment		Upgr. of Football Ground - Lh. Kurendhoo	New	1,000,000	-	-	-	1,000,000
Ministry of National Planning and Infrastructure		Harbor Construction Project - Lh. Kurendhoo	Retention	1,268,971	-	-	-	1,268,971
Ministry of Environment		Coastal Protection - Lh. Kurendhoo	New	2,500,000	-	-	-	2,500,000
Ministry of Environment		Water and Sewerage System - Lh. Kurendhoo	New	3,500,000	-	-	-	3,500,000
Ministry of Housing & Urban Development	Lh. Oluveifushi	Const. of a Housing Unit - Oluveifushi	On-going	4,420,250	-	2,500,000	-	6,920,250
Ministry of Environment		Coastal Protection - Lh. Oluveifushi	New	1,920,250	-	-	-	1,920,250
Ministry of Environment		Water and Sewerage System -Oluveifushi	New	2,500,000	-	-	-	2,500,000
Ministry of Environment		Establishment of Community water storage system	On-going	-	-	2,500,000	-	2,500,000
MOE / Atoll School Construction	K. Kaashidhoo	Construction of New School -K.Kaashidhoo	New	31,662,979	-	-	3,981,113	35,644,092
Ministry of National Planning and Infrastructure		Construction of Channel - K.Kaashidhoo	On-going	20,000,000	-	-	-	20,000,000
Ministry of Islamic Affairs		K. Kaashidhoo Mosque	On-going	3,029,850	-	-	-	3,029,850
				-	-	-	3,981,113	3,981,113

Office	Island	Project Name	Status	Domestic budget	Loan	Grant	Trust fund	Total
Ministry of Environment		Establishment of a Sewerage System - K.Kaashidhoo	On-going	8,633,129	-	-	-	8,633,129
Maldives National Defense Force		Radar System Project	On-going					
	K. Gaafaru			11,426,561	-	-	-	11,426,561
Ministry of National Planning and Infrastructure		Harbor Construction Project - K.Gaafaru	Retention	1,181,976	-	-	-	1,181,976
Ministry of Environment		Water & Sanitation - K. Gaafaru	New	10,244,585	-	-	-	10,244,585
	K. Himmafushi			10,853,540	-	-	-	10,853,540
Ministry of National Planning and Infrastructure		Harbor Project (Phase I)- K. Himmafushi	New	1,500,000	-	-	-	1,500,000
Ministry of Environment		Water Supply System - K.Himmafushi	New	9,353,540	-	-	-	9,353,540
Ministry of Environment		Sanitation in 5 Islands (IDB Loan)	On-going					
	K. Huraa			60,893,284	-	-	-	60,893,284
Local Government Authority		Const.of Council Office- K.Huraa	New	1,722,000	-	-	-	1,722,000
Local Government Authority		Construction of Funeral Home - K. Huraa	New	500,000	-	-	-	500,000
MOE / Atoll School Construction		Const. of 6 classroom (2 story) -K.Huraa	New	1,500,000	-	-	-	1,500,000
Ministry of Youth, Sports & Community Empowerment		Developemnt of Futsal Pitch - K.Huraa	On-going	70,336	-	-	-	70,336
Ministry of National Planning and Infrastructure		Harbor Upgrading - K. Huraa	New	2,000,000	-	-	-	2,000,000
Ministry of National Planning and Infrastructure		Land Reclamation Project - K.Huraa	On-going	19,440,824	-	-	-	19,440,824
Ministry of National Planning and Infrastructure		K.Huraa Land Reclamation&revetment (Ph2)	#N/A	35,660,124	-	-	-	35,660,124
	K. Dhiffushi			7,070,336	-	-	-	7,070,336
Ministry of Health		Upgr. Health Centre. & Lab - K.Dhiffushi	New	5,000,000	-	-	-	5,000,000
Ministry of Youth, Sports & Community Empowerment		Dev. of Sports Infrastructure Facilities - K.Dhiffushi	On-going	70,336	-	-	-	70,336
Ministry of Environment		Coastal Protection - K.Dhiffushi	New	2,000,000	-	-	-	2,000,000
	K. Thulusdhoo			1,515,684	-	-	2,661,617	4,177,301
Ministry of Youth, Sports & Community Empowerment		Dev. of Sports Infrastructure Facilities - K.Thulusdhoo	On-going	15,684	-	-	-	15,684
Ministry of National Planning and Infrastructure		Coastal Protection of Jetty Area - K.Thulusdhoo	New	1,500,000	-	-	-	1,500,000
Ministry of Islamic Affairs		K. Thulusdhoo Mosque	New	-	-	-	2,661,617	2,661,617
Ministry of Environment		Sanitation in 5 Islands (IDB Loan)	On-going					
Ministry of National Planning and Infrastructure		Reconstruction of Harbors (IDB loan)	On-going					
	K. Maafushi			46,465,693	-	-	-	46,465,693
Maldives Correctional Service		Upgrading of Maafushi Prison	On-going	6,200,000	-	-	-	6,200,000
Maldives Correctional Service		Emgncy Med Post & Crisis Care handlin Unit in Maafushi Prison	On-going	7,500,000	-	-	-	7,500,000
Maldives Correctional Service		Construction of a Perimeter Security Wall in Maafushi Prison	On-going	8,000,000	-	-	-	8,000,000
Maldives Correctional Service		Construction of an ISO standard Armory	Retention	51,400	-	-	-	51,400

Office	Island	Project Name	Status	Domestic budget	Loan	Grant	Trust fund	Total
Ministry of Youth, Sports & Community Empowerment		Development of a Sports Arena - K. Maafushi	On-going	14,293	-	-	-	14,293
Ministry of National Planning and Infrastructure		Land Reclamation - K. Maafushi	New	24,700,000	-	-	-	24,700,000
	K. Guraidhoo			28,397,022	-	-	-	28,397,022
Ministry of National Planning and Infrastructure		Harbor Construction Project (Phase 2) - K. Guraidhoo	Retention	325,836	-	-	-	325,836
Ministry of National Planning and Infrastructure		Harbor Construction Project - K. Guraidhoo	Retention	846,625	-	-	-	846,625
Ministry of National Planning and Infrastructure		Land Reclamation - K. Guraidhoo	New	24,700,000	-	-	-	24,700,000
Ministry of Environment		Establishment of Water Supply Network - K. Guraidhoo	On-going	2,524,561	-	-	-	2,524,561
	K. Gulhi			24,700,000	-	-	-	24,700,000
Ministry of National Planning and Infrastructure		Land Reclamation - K. Gulhi	New	21,200,000	-	-	-	21,200,000
Ministry of Environment		Water and Sewerage Network - K. Gulhi	New	3,500,000	-	-	-	3,500,000
	K. Sifavaru							
Maldives National Defense Force		Radar System Project	On-going					
	Villimale'			4,548,844	-	-	-	4,548,844
Local Government Authority		'Construction of Fish Market - Villimale	New	3,300,000	-	-	-	3,300,000
Ministry of Youth, Sports & Community Empowerment		Upgrading of Villimale' Youth Centre	On-going	1,001,550	-	-	-	1,001,550
Ministry of National Planning and Infrastructure		Harbor Construction Project - K. Viligili	Retention	247,294	-	-	-	247,294
	Hulumale'			120,417,225	386,303,607	-	-	506,720,832
Ministry of Finance		SIFCO / POLCO Housing	New	-	101,706,000	-	-	101,706,000
Ministry of Finance		Hulumale Island Development Project	On-going	-	279,298,515	-	-	279,298,515
Maldives Police Service		'Blue Housing Scheme (Phase 2)-Hulumale	New	55,000,000	-	-	-	55,000,000
Maldives Police Service		'Construction of Police Station - K. Hulumale	Retention	1,252,281	-	-	-	1,252,281
MOE / Male' School Construction		'Const. of a New School in Hulumale	New	30,000,000	-	-	-	30,000,000
Ministry of Health		Quarantine Facility Project	On-going	-	5,299,092	-	-	5,299,092
Ministry of Youth, Sports & Community Empowerment		'Development of a Sports Arena - K. Hulumale	On-going	31,164,944	-	-	-	31,164,944
Ministry of Youth, Sports & Community Empowerment		'Development of Football Training School - Hulumale	On-going	3,000,000	-	-	-	3,000,000
Ministry of Housing and Urban Development		Development of 1500 Housing Units - Ph2	Retention					
Ministry of Housing and Urban Development		Const. of 485 Housing Units in Maldives	On-going					
Ministry of Environment		Accelerating Sustainable Pvt Investment in Renewable Energy	On-going					
	Male' City			385,948,764	145,787,200	207,322,040	2,800,001	741,858,005
People's Majlis		Construction of People's Majlis New Building	On-going	21,797,576	-	-	-	21,797,576
Ministry of Finance		Digital Terrestrial network development project	On-going	26,465,323	-	-	-	26,465,323
Maldives National Defense Force		Bandaarakoshi 9 Storey Building	Retention	7,336,853	-	-	-	7,336,853

Office	Island	Project Name	Status	Domestic budget	Loan	Grant	Trust fund	Total
Maldives Police Service		Construction of 10 Storey Building in H. Fourwind	On-going	21,567,914	-	-	-	21,567,914
Maldives Police Service		'Establishment of a Fusion Centre - K.Male	On-going	3,396,000	-	-	-	3,396,000
Maldives Correctional Service		Upgrading of Male' Prison	On-going	4,500,000	-	-	-	4,500,000
MOE / Male' School Construction		Construction of 8 Storey Classroom Block in Aminiyas School	Retention	3,167,711	-	-	-	3,167,711
MOE / Male' School Construction		Addition of 2 storeys to Iskandhar School Building	Retention	154,392	-	-	-	154,392
MOE / Male' School Construction		Construction of Dharumavantha School new building	New	25,671,695	-	-	-	25,671,695
MOE / Male' School Construction		CHSE 8 Storey Classroom Block	New	33,330,000	-	-	-	33,330,000
Maldives National University		Establishment of Medical School	On-going	1,500,000	-	37,702,040	-	39,202,040
Indira Gandhi Memorial Hospital		Major Medical Eqm&Accessories for Dharumavantha Hospital	On-going	-	92,520,000	-	-	92,520,000
Ministry of Youth, Sports & Community Empowerment		Upgrading of Male' Youth Centre	On-going	202,011	-	-	-	202,011
Ministry of National Planning and Infrastructure		Male' East Cost Re-development Project	On-going	15,565,505	-	-	-	15,565,505
Ministry of National Planning and Infrastructure		Male' Industrial Village Development Project	Retention	6,793,800	-	-	-	6,793,800
Ministry of National Planning and Infrastructure		Construction of Male-Hulhule' Bridge Project	On-going	13,111,845	53,267,200	-	-	66,379,045
Ministry of National Planning and Infrastructure		Male-Hulhule' bridge toll system installation Project	Awarded	56,865,105	-	-	-	56,865,105
Ministry of National Planning and Infrastructure		'Const. of Multi Storey Parking - Male	New	62,500,000	-	-	-	62,500,000
Ministry of National Planning and Infrastructure		MHI Annex and Lab Construction	On-going	18,000,000	-	-	-	18,000,000
Ministry of National Planning and Infrastructure		Upgrading of Male' Roads	On-going	25,000,000	-	-	-	25,000,000
Ministry of National Planning and Infrastructure		Construction of King Salmaan Mosque	On-going	-	-	169,620,000	-	169,620,000
Ministry of National Planning and Infrastructure		Storm Water Development and Maintenance (Male) Phase 4	Retention	406,997	-	-	-	406,997
Ministry of Housing & Urban Development		Development of Artificial Beach	On-going	11,058,319	-	-	-	11,058,319
Ministry of Housing & Urban Development		Automated Parking System	On-going	11,836,296	-	-	-	11,836,296
Ministry of Housing & Urban Development		Male' Re-development Project	On-going	15,721,422	-	-	-	15,721,422
Ministry of Islamic Affairs		Construction of Islamic Studio	On-going	-	-	-	2,800,001	2,800,001
Ministry of Environment		Accelerating Sustainable Pvt Investment in Renewable Energy	On-going	-	-	-	-	-
	Hulhule'			-	1,658,230,000	-	-	1,658,230,000
Ministry of Finance		Velaana international Airport Development Project (Runway)	On-going	-	978,000,000	-	-	978,000,000
Ministry of Finance		Terminal Development Project at Velana international Airport	On-going	-	680,230,000	-	-	680,230,000
	K. Dhoonidhoo			10,000,000	-	-	-	10,000,000
Maldives Police Service		Const. of Breakwater - K.Dhoonidhoo	New	10,000,000	-	-	-	10,000,000
	K. Thilafushi			10,920,125	-	-	-	10,920,125
Ministry of Environment		Land Reclamation & Revetment for Waste Mangmt-K. Thilafushi	Retention	5,276,800	-	-	-	5,276,800
Ministry of Environment		Establishment of an Incinerator - K. Thilafushi	Retention	5,643,325	-	-	-	5,643,325

Office	Island	Project Name	Status	Domestic budget	Loan	Grant	Trust fund	Total
	AA. Himaadhoo			25,730,446	-	-	-	25,730,446
Ministry of National Planning and Infrastructure		Harbour Construction - AA.Himaadhoo	On-going	23,230,446	-	-	-	23,230,446
Ministry of Environment		Water and Sewerage Network - AA.Himaadhoo	New	2,500,000	-	-	-	2,500,000
	AA. Bodufuadhoo			6,705,000	-	-	-	6,705,000
Ministry of National Planning and Infrastructure		Land Reclamation - AA.Bodufuadhoo	New	3,705,000	-	-	-	3,705,000
Ministry of Islamic Affairs		Const.of Mosque - AA.Bodufuadhoo	New	3,000,000	-	-	-	3,000,000
	AA. Mathiveri			27,688,957	-	-	-	27,688,957
Ministry of Environment		Establishment of a Sewerage System - AA.Mathiveri	On-going	24,827,076	-	-	-	24,827,076
Ministry of Environment		Water Supply System - AA.Mathiveri	New	2,861,881	-	-	-	2,861,881
	AA. Maalhos			4,882,279	-	-	-	4,882,279
Ministry of Environment		Water and Sewerage System - AA.Maalhos	New	4,882,279	-	-	-	4,882,279
Ministry of Environment		Establishment of Community water storage system	On-going	-	-	2,214,285	-	2,214,285
	AA. Feridhoo			-	-	2,214,285	-	2,214,285
Ministry of Environment		Water and Sewerage System - AA.Feridhoo	New	-	-	2,214,285	-	2,214,285
	AA. Rasdhoo			11,951,499	-	-	-	11,951,499
Maldives National University		Est. of Junior College - AA.Rasdhoo	New	1,500,000	-	-	-	1,500,000
Ministry of National Planning and Infrastructure		Sea Wall Construction - AA.Rasdhoo	On-going	8,211,499	-	-	-	8,211,499
Ministry of Environment		Establishment of RO Plant and Storage Tank in AA.Rasdhoo	Awarded	2,240,000	-	-	-	2,240,000
	AA. Ukuilhas			7,908,000	-	-	-	7,908,000
Maldives National University		Est. of Junior College - AA.Ukuilhas	New	1,500,000	-	-	-	1,500,000
Ministry of National Planning and Infrastructure		Land Reclamation - AA.Ukuilhas	New	3,705,000	-	-	-	3,705,000
Ministry of Environment		Establishment of a Sewerage System - AA.Ukuilhas	On-going	2,703,000	-	-	-	2,703,000
	AA. Thoddoo			10,669,160	-	-	-	10,669,160
MOE / Atoll School Construction		MP Hall & 12 classroom - AA.Thoddoo	New	1,500,000	-	-	-	1,500,000
Ministry of Youth, Sports & Community Empowerment		Dev. of Sports Infrastructure Facilities - AA.Thoddoo	On-going	478,286	-	-	-	478,286
Ministry of Environment		Water and Sewerage System - AA.Thoddoo	New	8,690,874	-	-	-	8,690,874
	ADh. Maamingili			6,138,543	-	-	-	6,138,543
Maldives National Defense Force		MNDF 3 storey Fire Building - ADh.Maamingili	Retention	1,138,543	-	-	-	1,138,543
Ministry of Health		Upgr.HC to Hospital-ADh.Maamingili	New	5,000,000	-	-	-	5,000,000
Maldives National Defense Force		Radar System Project	On-going	-	-	-	-	-
	ADh. Fentushi			16,500,000	-	-	-	16,500,000
Ministry of Youth, Sports & Community Empowerment		Recla & Dev. Football Ground - Fentushi	New	1,500,000	-	-	-	1,500,000

Office	Island	Project Name	Status	Domestic budget	Loan	Grant	Trust fund	Total
Ministry of National Planning and Infrastructure		Const. of Breakwater - Adh.Fenfushi	New	5,000,000	-	-	-	5,000,000
Ministry of Environment		Sewerage System - Adh.Fenfushi	New	10,000,000	-	-	-	10,000,000
	Adh. Hanganameedhoo			7,283,074	-	-	-	7,283,074
Ministry of National Planning and Infrastructure		Harbor Upgrading - Adh. Hanganameedhoo	New	1,500,000	-	-	-	1,500,000
Ministry of Environment		Establishment of a Sewerage System - Adh.Hanganameedhoo	On-going	3,235,838	-	-	-	3,235,838
Ministry of Environment		Water System - A. Dh Hanyameedhoo	New	2,547,236	-	-	-	2,547,236
	Adh. Kunburudhoo			5,244,162	-	-	-	5,244,162
Ministry of Environment		Water and Sewerage System - Kunburudhoo	New	5,244,162	-	-	-	5,244,162
	Adh. Mahibadhoo			10,172,335	-	-	-	10,172,335
MOE / Atoll School Construction		Const. of 12 Classroom - Adh.Mahibadhoo	New	7,800,000	-	-	-	7,800,000
Ministry of National Planning and Infrastructure		Harbor Construction Project - Adh.Mahibadhoo	On-going	1,678,030	-	-	-	1,678,030
Public works Services		Road Construction Project - Adh. Mahibadhoo	Retention	694,305	-	-	-	694,305
	Adh. Omadhoo			10,894,482	-	-	-	10,894,482
Ministry of Islamic Affairs		Adh.Omadhoo Mosque	Retention	210,918	-	-	-	210,918
Ministry of Environment		Establishment of a Sewerage System - Adh.Omadhoo	On-going	3,707,921	-	-	-	3,707,921
Ministry of Environment		Coastal Protection - Adh.Omadhoo	New	3,000,000	-	-	-	3,000,000
Ministry of Environment		Water Supply System-Adh.Omadhoo	New	3,975,643	-	-	-	3,975,643
	Adh. Mandhoo			15,750,000	-	-	-	15,750,000
Ministry of National Planning and Infrastructure		Harbour Construction - Adh.Mandhoo	New	13,650,000	-	-	-	13,650,000
Public works Services		Construction of Jetty in Adh. Mandhoo	On-going	100,000	-	-	-	100,000
Ministry of Environment		Water and Sewerage Network - Adh.Mandhoo	New	2,000,000	-	-	-	2,000,000
	Adh. Dhangethi			3,962,162	-	4,376,791	-	8,338,953
Ministry of National Planning and Infrastructure		Harbor Construction Project - Adh.Dhagethi	Retention	1,319,032	-	-	-	1,319,032
Ministry of Environment		Sewerage System- Adh.Dhangethi	New	-	-	4,376,791	-	4,376,791
Ministry of Environment		Establishment of Water Supply Network - Adh.Dhagethi	On-going	2,643,130	-	-	-	2,643,130
	Adh. Dhidhidhoo			5,168,158	-	-	-	5,168,158
Ministry of National Planning and Infrastructure		Harbor Construction - Adh. Dhidhidhoo	New	3,000,000	-	-	-	3,000,000
Ministry of Environment		Water and Sewerage System - Adh.Dhidhidhoo	New	2,168,158	-	-	-	2,168,158
	Adh. Dhigurah			3,385,092	-	-	-	3,385,092
Ministry of Health		Purch. Lab Equipment - Adh.Dhigurah	New	500,000	-	-	-	500,000
Ministry of Environment		Water and Sewerage System - Adh.Dhigurah	New	2,885,092	-	-	-	2,885,092

Office	Island	Project Name	Status	Domestic budget	Loan	Grant	Trust fund	Total
	V. Fuliidhoo			4,139,957	-	1,912,225	-	6,052,182
Ministry of National Planning and Infrastructure		Jetty Construction - V.Fulidhoo	On-going	4,085,402	-	-	-	4,085,402
Ministry of Environment		Establishment of a Waste Yard - V.Fulidhoo	Retention	54,555	-	-	-	54,555
Ministry of Environment		Water and Sewerage System - V.Fulidhoo	New	-	-	1,912,225	-	1,912,225
Ministry of Environment		Establishment of Community water storage system	On-going	-	-	-	-	-
	V. Felidhoo			10,293,055	-	-	-	10,293,055
MOE / Atoll School Construction		Multi Purpose Hall - V. Felidhoo	New	2,000,000	-	-	-	2,000,000
Ministry of Youth, Sports & Community Empowerment		Dev. of Sports Infrastructure Facilities - V.Felidhoo	On-going	92,637	-	-	-	92,637
Ministry of National Planning and Infrastructure		V. Felidhoo Harbour	New	5,676,228	-	-	-	5,676,228
Ministry of Environment		Water and Sewerage System - V.Felidhoo	New	2,524,190	-	-	-	2,524,190
	V. Thinadhoo			-	-	1,926,903	-	1,926,903
Ministry of Environment		Water and Sewerage System - V.Thinadhoo	New	-	-	1,926,903	-	1,926,903
Ministry of Environment		Establishment of Community water storage system	On-going	-	-	-	-	-
	V. Rakeedhoo			13,843,249	-	-	-	13,843,249
Ministry of National Planning and Infrastructure		Construction of T-Jetty - V.Rakeedhoo	New	13,000,000	-	-	-	13,000,000
Ministry of Environment		Water Supply System - V.Rakeedhoo	New	843,249	-	-	-	843,249
	V. Keyodhoo			20,452,490	-	-	-	20,452,490
MOE / Atoll School Construction		Multi Purpose Hall - V. Keyodhoo	New	2,500,000	-	-	-	2,500,000
Ministry of Youth, Sports & Community Empowerment		Completion of Futsal Ground - V.Keyodhoo	New	1,000,000	-	-	-	1,000,000
Ministry of National Planning and Infrastructure		Harbor Construction Project - V. Keyodhoo	Retention	460,517	-	-	-	460,517
Ministry of National Planning and Infrastructure		V. Keyodhoo Harbor (Phase 2)	Awarded	13,414,662	-	-	-	13,414,662
Ministry of Environment		Water and Sewerage System - V.Keyodhoo	New	3,077,311	-	-	-	3,077,311
	M. Raiymandhoo			-	-	1,094,471	-	1,094,471
Ministry of Environment		Sewerage System - M.Raiymandhoo	New	-	-	1,094,471	-	1,094,471
	M. Veyvah			9,245,443	-	-	-	9,245,443
Ministry of National Planning and Infrastructure		Reconstruction of harbour-M.Veyvah	Awarded	9,245,443	-	-	-	9,245,443
	M. Madiuwari			-	-	2,271,325	-	2,271,325
Ministry of Environment		Sewerage System - M.Madiuwari	New	-	-	2,271,325	-	2,271,325
	M. Muli			42,525,000	-	-	-	42,525,000
Regional Airports		Establishment of Airport - M.Muli	New	39,850,000	-	-	-	39,850,000
Ministry of National Planning and Infrastructure		Est.Causeway - M.Muli/M.Naalaafushi	New	2,675,000	-	-	-	2,675,000
Ministry of Environment		Establishment of Community water storage system	On-going	-	-	-	-	-

Office	Island	Project Name	Status	Domestic budget	Loan	Grant	Trust fund	Total
Maldives National Defense Force		Radar System Project	On-going					
	M. Dhiggaru			3,825,000	-	-	-	3,825,000
Ministry of Youth, Sports & Community Empowerment		Dev. of Futsal Ground - M.Dhiggaru	New	825,000	-	-	-	825,000
Ministry of Environment		Coastal Protection - M.Dhiggaru	New	3,000,000	-	-	-	3,000,000
	M. Naalafushi			16,790,793	-	-	-	16,790,793
Ministry of Youth, Sports & Community Empowerment		Dev. of Football Ground - M. Naalafushi	New	800,000	-	-	-	800,000
Ministry of National Planning and Infrastructure		M. Naalafushi Harbor	Awarded	12,490,793	-	-	-	12,490,793
Ministry of Environment		Water and Sewerage Network - M.Naalafushi	New	3,500,000	-	-	-	3,500,000
	M. Kolhufushi			26,705,128	-	-	-	26,705,128
MOE / Atoll School Construction		Multi-Purpose Hall & 5 Cl room-Kolhufushi	New	1,500,000	-	-	-	1,500,000
Ministry of Youth, Sports & Community Empowerment		Dev. of Sports Infrastructure Facilities - M.Kolhufushi	On-going	455,128	-	-	-	455,128
Ministry of Housing & Urban Development		Const. of 150 Housing Units -M.Kolhufushi	New	21,250,000	-	-	-	21,250,000
Ministry of Environment		Coastal Protection - M. Kolhufushi	New	1,500,000	-	-	-	1,500,000
Ministry of Environment		Water Supply System - M.Kolhufushi	New	2,000,000	-	-	-	2,000,000
Ministry of National Planning and Infrastructure		Reconstruction of Harbors (IDB loan)	On-going					
	M. Mulah			2,517,900	-	-	-	2,517,900
Ministry of Youth, Sports & Community Empowerment		Development of Sports Infrastructure Facilities - M.Mulah	On-going	17,900	-	-	-	17,900
Ministry of National Planning and Infrastructure		Road Construction - M.Mulah	New	1,500,000	-	-	-	1,500,000
Ministry of Environment		Coastal Protection - M. Mulah	New	1,000,000	-	-	-	1,000,000
	F. Bilehdhoo			32,407,803	-	-	-	32,407,803
Ministry of Health		Upgr. of Health Centre - F. Bilehdhoo	New	1,500,000	-	-	-	1,500,000
Ministry of Youth, Sports & Community Empowerment		Dev. of Sports Infrastructure Facilities - F. Bilehdhoo	On-going	52,306	-	-	-	52,306
Ministry of National Planning and Infrastructure		Sea Wall Construction - F. Bilehdhoo	Retention	278,761	-	-	-	278,761
Ministry of Environment		Establishment of a Sewerage System - F. Bilehdhoo	On-going	27,576,736	-	-	-	27,576,736
Ministry of Environment		Coastal Protection - F. Bilehdhoo	New	3,000,000	-	-	-	3,000,000
Ministry of Environment		Establishment of Community water storage system	On-going					
	F. Magoodhoo			10,807,539	-	-	-	10,807,539
MOE / Atoll School Construction		Construction of 6 Classroom 2 Storey Building in F. Magoodhoo	Retention	249,293	-	-	-	249,293
Ministry of National Planning and Infrastructure		Land Reclamation - F. Magoodhoo	New	10,500,000	-	-	-	10,500,000
Ministry of Environment		Establishment of a Waste Yard - F. Magoodhoo	Retention	58,246	-	-	-	58,246
	F. Feeeli			14,459,743	-	-	-	14,459,743
MOE / Atoll School Construction		Const. of 6 Classroom 2 Storey Building in F. AS - F. Feeeli	Retention	99,980	-	-	-	99,980

Office	Island	Project Name	Status	Domestic budget	Loan	Grant	Trust fund	Total
Ministry of National Planning and Infrastructure		Land Reclamation - F.Feeli	New	10,500,000	-	-	-	10,500,000
Ministry of Environment		Establishment of a Sewerage System - F.Feeli	On-going	3,859,763	-	-	-	3,859,763
Ministry of Environment		Establishment of Community water storage system	On-going					
	F. Niilandhoo			35,249,615	-	-	-	35,249,615
MOE / Atoll School Construction		Construction of FAEC 8 Classroom, 2 Lab, Multipurpose Hall	On-going	6,284,749	-	-	-	6,284,749
Ministry of Health		Extension of F.Niilandhoo Atoll Hospital	Retention	422,389	-	-	-	422,389
Regional Airports		Land Rec.for Airport Devmt - F.Niilandhoo	New	5,000,000	-	-	-	5,000,000
Ministry of National Planning and Infrastructure		Harbor Construction - F.Niilandhoo	Retention	1,674,815	-	-	-	1,674,815
Ministry of Islamic Affairs		Const.of Islamic Centre - F. Niilandhoo	New	1,000,000	-	-	-	1,000,000
Ministry of Environment		Establishment of Water Supply Network - F.Niilandhoo	On-going	20,867,662	-	-	-	20,867,662
	F. Dharanboodhoo			7,120,699	-	-	-	7,120,699
Ministry of National Planning and Infrastructure		Harbor Upgrading - F.Dharanboodhoo	New	1,500,000	-	-	-	1,500,000
Ministry of Islamic Affairs		F.Dharanboodhoo Mosque	Retention	969,623	-	-	-	969,623
Ministry of Environment		Water and Sewerage System- Dharanboodhoo	New	4,651,076	-	-	-	4,651,076
	Dh. Hulhudheii			8,000,000	-	-	-	8,000,000
Ministry of National Planning and Infrastructure		Upgrading of Harbour - Dh.Hulhudheii	New	8,000,000	-	-	-	8,000,000
	Dh. Rinbudhoo			14,228,157	-	-	-	14,228,157
Ministry of National Planning and Infrastructure		Harbour Construction - Dh.Rinbudhoo	New	14,170,000	-	-	-	14,170,000
Ministry of Environment		Establishment of a Waste Yard - Dh.Ribudhoo	Retention	58,157	-	-	-	58,157
	Dh. Bandidhoo			3,822,162	-	-	-	3,822,162
Ministry of Environment		Water and Sewerage System - Dh.Bandidhoo	New	3,822,162	-	-	-	3,822,162
	Dh. Meedhoo			10,404,233	-	-	-	10,404,233
Ministry of National Planning and Infrastructure		Upgrading of Harbour - Dh.Meedhoo	New	10,240,000	-	-	-	10,240,000
Ministry of Islamic Affairs		Dh.Meedhoo Mosque	Retention	164,233	-	-	-	164,233
	Dh. Kudahuvaadhoo			18,357,177	-	-	-	18,357,177
Local Government Authority		Const.of Council Building- Kudahuvaadhoo	New	2,000,000	-	-	-	2,000,000
Ministry of Home Affairs		Construction of Dh.atoll Council Office Building	Retention	324,401	-	-	-	324,401
MOE / Atoll School Construction		Const. of 9 Classroom in Dh.Kudahuvaadhoo Education Centre	On-going	4,640,000	-	-	-	4,640,000
Ministry of Health		Dh.Kudahuvaadhoo Hospital New Building	New	4,000,000	-	-	-	4,000,000
Ministry of Youth, Sports & Community Empowerment		Football Ground Turfing-Dh.Kudahuvaadhoo	New	800,000	-	-	-	800,000
Ministry of National Planning and Infrastructure		Regional Harbor Dev. Study -Kudahuvaadhoo	New	3,000,000	-	-	-	3,000,000
Ministry of National Planning and Infrastructure		Road Construction - Dh.Kudahuvaadhoo	Retention	3,592,776	-	-	-	3,592,776

Office	Island	Project Name	Status	Domestic budget	Loan	Grant	Trust fund	Total
Ministry of National Planning and Infrastructure	Dh. Maaenboodhoo	Installing of Street lights in Road Development Islands	Retention	14,691,871	-	-	-	14,691,871
MOE / Atoll School Construction		Multi Purpose Hall - Dh. Maaenboodhoo	New	1,500,000	-	-	-	1,500,000
Ministry of Youth, Sports & Community Empowerment		Dev. of Sports Infrastructure Facilities - Dh.Maaenboodhoo	On-going	38,640	-	-	-	38,640
Ministry of Youth, Sports & Community Empowerment		Dev. of Youth Centre - Dh. Maaenboodhoo	New	2,500,000	-	-	-	2,500,000
Ministry of National Planning and Infrastructure		Land Reclamation - Dh.Maaenboodhoo	New	10,500,000	-	-	-	10,500,000
Ministry of Environment		Coastal Protection - Dh.Maaenboodhoo	Retention	153,231	-	-	-	153,231
Ministry of Environment	Th. Buruni	Coastal Protection - Th. Buruni	New	3,000,000	-	-	-	3,000,000
Local Government Authority	Th. Vilufushi	Const. of Funeral Home - Th. Vilufushi	New	8,315,929	-	-	-	8,315,929
Ministry of Health		Upgr. of Health Centre - Th. Vilufushi	New	1,000,000	-	-	-	1,000,000
Ministry of Youth, Sports & Community Empowerment		Dev. of Football Ground - Th. Vilufushi	New	1,000,000	-	-	-	1,000,000
Ministry of Youth, Sports & Community Empowerment		Dev. of Youth Centre - Th. Vilufushi	New	900,000	-	-	-	900,000
Ministry of National Planning and Infrastructure		Channeling of a new Entrance - Vilufushi	New	1,500,000	-	-	-	1,500,000
Ministry of National Planning and Infrastructure		Road Construction - Th. Vilufushi	New	800,000	-	-	-	800,000
Ministry of National Planning and Infrastructure		Installing of Street lights in Road Development Islands	Retention	3,115,929	-	-	-	3,115,929
Local Government Authority	Th. Madifushi	Const. of Council Building - Th. Madifushi	New	7,455,340	-	3,854,852	-	11,310,192
MOE / Atoll School Construction		Construction of Class rooms in Th. Madifushi School	On-going	2,000,000	-	-	-	2,000,000
Ministry of Youth, Sports & Community Empowerment		Dev. of Sports Infrastructure Facilities - Th. Madifushi	On-going	970,840	-	-	-	970,840
Ministry of National Planning and Infrastructure		Harbor Construction - Th. Madifushi	Retention	160,489	-	-	-	160,489
Ministry of National Planning and Infrastructure		Completion of Breakwater - Th. Madifushi	Retention	1,324,011	-	-	-	1,324,011
Ministry of Environment		Water System - Th. Madifushi	New	3,000,000	-	-	-	3,000,000
Ministry of Environment	Th. Veymandoo	Multi Purpose Hall - Th. Veymandoo	New	-	-	3,854,852	-	3,854,852
Ministry of Health		Upgrading of Hospital - Th. Veymandoo	New	4,263,403	-	-	-	4,263,403
Ministry of National Planning and Infrastructure		Est. Causeway-Th.Veymandoo/Th. Kinbidhoo	New	500,000	-	-	-	500,000
Ministry of Environment		Coastal Protection - Th. Veymandoo	Retention	1,000,000	-	-	-	1,000,000
Ministry of Environment		Sanitation in 5 Islands (IDB Loan)	On-going	2,600,000	-	-	-	2,600,000
Maldives National University	Th. Thimarafushi	Est. of Junior College - Th. Thimarafushi	New	163,403	-	-	-	163,403
				22,522,430	-	-	-	22,522,430
				1,500,000	-	-	-	1,500,000

Office	Island	Project Name	Status	Domestic budget	Loan	Grant	Trust fund	Total
Ministry of Health		Upgr. H.Centre to Hospi.-Th.Thimarafushi	New	1,000,000	-	-	-	1,000,000
Ministry of Youth, Sports & Community Empowerment		Dev. of Sports Infrastructure Facilities - Th.Thimarafushi	On-going	67,741	-	-	-	67,741
Ministry of National Planning and Infrastructure		Road Construction - Th.Thimarafushi	New	13,850,000	-	-	-	13,850,000
Ministry of Housing & Urban Development		Contst. of 100 Housing Units-Thimarafushi	New	3,000,000	-	-	-	3,000,000
Ministry of Environment		Establishment of Water Supply Network- Th.Thimarafushi	Retention	3,104,689	-	-	-	3,104,689
	Th. Hiriandhoo			10,500,000	-	-	-	10,500,000
Ministry of National Planning and Infrastructure		Land Reclamation - Th.Hiriandhoo	New	10,500,000	-	-	-	10,500,000
Ministry of Environment		Establishment of Community water storage system	On-going	-	-	-	-	-
	Th. Kandoodhoo			1,942,365	-	4,922,488	-	6,864,853
MOE / Atoll School Construction		Construction of 3 Classroom in Th. Kandoodhu School	On-going	543,932	-	-	-	543,932
Ministry of Health		Upgr. of Health Centre - Th.Kandoodhoo	New	1,000,000	-	-	-	1,000,000
Ministry of Environment		Coastal Protection - Th.Kandoodhoo	Retention	398,433	-	-	-	398,433
Ministry of Environment		Water and Sewerage System -Th.Thakandhoo	New	-	-	4,922,488	-	4,922,488
	Th. Kinbidhoo			26,777	-	8,470,949	-	8,497,726
Ministry of Youth, Sports & Community Empowerment		Dev. of Sports Infrastructure Facilities - Th.Kinbidhoo	On-going	26,777	-	-	-	26,777
Ministry of Environment		Water and Sewerage System -Th.Kinbidhoo	New	-	-	8,470,949	-	8,470,949
	Th. Omadhoo			13,650,000	-	-	-	13,650,000
Ministry of National Planning and Infrastructure		Habour Construction - Th.Omadhoo	New	13,650,000	-	-	-	13,650,000
	Th. Vandhoo			1,059,665	-	3,515,166	-	4,574,831
Ministry of Environment		Establishment of a Waste Yard - Th.Vandhoo	Retention	59,665	-	-	-	59,665
Ministry of Environment		Coastal Protection - Th.Vandhoo	New	1,000,000	-	-	-	1,000,000
Ministry of Environment		Water and Sewerage System - Th.Vandhoo	New	-	-	3,515,166	-	3,515,166
	Th. Dhiyamigili			3,169,091	-	-	-	3,169,091
Ministry of Youth, Sports & Community Empowerment		Dev. of Sports Infrastructure Facilities - Th.Dhiyamigili	On-going	372,590	-	-	-	372,590
Ministry of Environment		Water Supply System - Th.Dhiyamigili	New	2,796,501	-	-	-	2,796,501
	Th. Gaadhifushi			3,814,120	-	-	-	3,814,120
Local Government Authority		Council Buildin Boundary Wait-Gadhifushi	New	200,000	-	-	-	200,000
Ministry of Islamic Affairs		Inst. of Dome in Gadhifushi Mosque	New	300,000	-	-	-	300,000
Ministry of Environment		Water and Sewerage System-Th. Gaadhifushi	New	3,314,120	-	-	-	3,314,120
	Th. Guraidhoo			26,607,259	-	-	-	26,607,259
MOE / Atoll School Construction		Multi Purpose Hall - Th.Guraidhoo	New	1,000,000	-	-	-	1,000,000
Ministry of Youth, Sports & Community Empowerment		Dev. of Sports Infrastructure Facilities - Th.Guraidhoo	On-going	67,258	-	-	-	67,258

Office	Island	Project Name	Status	Domestic budget	Loan	Grant	Trust fund	Total
Ministry of National Planning and Infrastructure		Reconstruction of Harbour - Th.Guraidhoo	New	12,352,131	-	-	-	12,352,131
Ministry of National Planning and Infrastructure		Th.Guraidhoo Land Reclamation	Retention	3,143,742	-	-	-	3,143,742
Ministry of National Planning and Infrastructure		Coastal Protection of Reclaimed Area - Th.Guraidhoo	Retention	1,069,128	-	-	-	1,069,128
Ministry of National Planning and Infrastructure		Road Construction - Th.Guraidhoo	New	8,975,000	-	-	-	8,975,000
	L. Kalaidhoo			4,600,000	-	-	-	4,600,000
Ministry of National Planning and Infrastructure		Estb.Causeway - L.Kalaidhoo/L.Dhanbidhoo	New	2,600,000	-	-	-	2,600,000
Ministry of Islamic Affairs		Construction of mosque in L.Kalaidhoo	New	2,000,000	-	-	-	2,000,000
	L. Isdhoo			15,126,315	-	-	-	15,126,315
Local Government Authority		Const.of Council Office - L.Isdhoo	New	1,722,000	-	-	-	1,722,000
MDE / Atoll School Construction		Multi Purpose Hall - L. Isdhoo School	New	1,000,000	-	-	-	1,000,000
Ministry of Health		L. Isdhoo Health Centre Upgrade	Retention	52,184	-	-	-	52,184
Ministry of National Planning and Infrastructure		Upgrading of Harbour - L.Isdhoo	New	12,352,131	-	-	-	12,352,131
	L. Maabaidhoo			6,276,871	-	3,563,107	-	9,839,978
Ministry of Youth, Sports & Community Empowerment		Dev. of Sports Infrastructure Facilities - L.Maabaidhoo	On-going	18,591	-	-	-	18,591
Ministry of National Planning and Infrastructure		Harbor Construction Project - L.Maabaidhoo	Retention	1,083,862	-	-	-	1,083,862
Ministry of National Planning and Infrastructure		Harbour Entrance Channel - L.Maabaidhoo	New	5,000,000	-	-	-	5,000,000
Ministry of Islamic Affairs		L.Maabaidhoo Mosque	Retention	174,418	-	-	-	174,418
Ministry of Environment		Sewerage System - L.Maabaidhoo	New	-	-	3,563,107	-	3,563,107
	L. Dhanbidhoo			1,514,527	-	-	-	1,514,527
Ministry of National Planning and Infrastructure		Harbor Construction Project - L.Dhanbidhoo	Retention	914,527	-	-	-	914,527
Ministry of Environment		Waste Mngmnt Centre - L.Dhanbidhoo	New	600,000	-	-	-	600,000
	L. Mundayoo			373,289	-	-	-	373,289
Ministry of Islamic Affairs		Const.of Mosque Boundary Wall - L.Mundayoo	New	373,289	-	-	-	373,289
	L. Gan			52,079,304	-	-	5,200,000	57,279,304
Ministry of Youth, Sports & Community Empowerment		Development of a Sports Arena (futsal Pitch) - L.Gan	On-going	229,304	-	-	-	229,304
Ministry of National Planning and Infrastructure		Road Construction - L.Gan	New	16,850,000	-	-	-	16,850,000
Ministry of Housing & Urban Development		Const.of 200 Housing Units in L.Gan	New	35,000,000	-	-	-	35,000,000
Ministry of Islamic Affairs		Const. of Mosque Mathimaradhoo.L.Gan	New	-	-	-	5,200,000	5,200,000
Ministry of National Planning and Infrastructure		Reconstruction of Harbors (IBB loan)	On-going	-	-	-	-	-
	L. Maamendhoo			2,000,000	-	-	-	2,000,000
Ministry of Environment		Water Supply System - L.Maamendhoo	New	2,000,000	-	-	-	2,000,000

Office	Island	Project Name	Status	Domestic budget	Loan	Grant	Trust fund	Total
	L. Fonadhoo			16,736,344	-	-	-	16,736,344
Ministry of Youth, Sports & Community Empowerment		Development of a Sports Arena - L.Fonadhoo	On-going	69,796	-	-	-	69,796
Ministry of National Planning and Infrastructure		Construction of Quay Wall - L.Fonadhoo	On-going	6,902,037	-	-	-	6,902,037
Ministry of National Planning and Infrastructure		Road Construction - L. Fonadhoo	New	2,500,000	-	-	-	2,500,000
Ministry of Environment		Establishment of Water Supply Network- L.Fonadhoo	Retention	2,356,960	-	-	-	2,356,960
Ministry Of Gender, Family and Social Services		L Family and Children Service Centre Building - L.Fonadhoo	On-going	4,907,551	-	-	-	4,907,551
	L. Hithadhoo			4,395,351	-	10,762,873	-	15,158,224
Ministry of Youth, Sports & Community Empowerment		Dev. Futsal Ground - L. Hithadhoo	New	300,000	-	-	-	300,000
Ministry of National Planning and Infrastructure		Harbor Construction Project -L.Hithadhoo	Retention	1,345,351	-	-	-	1,345,351
Ministry of National Planning and Infrastructure		Estab.Causeway - L.Hithadhoo/L.Mendhoo	New	2,750,000	-	-	-	2,750,000
Ministry of Environment		Water and Sewerage System -L.Hithadhoo	New	-	-	10,762,873	-	10,762,873
	L. Kunahandhoo			2,600,000	-	7,204,360	-	9,804,360
Ministry of Youth, Sports & Community Empowerment		Dev. Futsal Ground - L. Kunahandhoo	New	300,000	-	-	-	300,000
Ministry of National Planning and Infrastructure		Estab.Causeway - L.Kunahandhoo/L.Mendhoo	New	2,300,000	-	-	-	2,300,000
Ministry of Environment		Water and Sewerage System -L.Kunahandhoo	New	-	-	7,204,360	-	7,204,360
	L. Maavah			16,019,661	-	-	-	16,019,661
MOE / Atoll School Construction		Const. of 5 Classroom and Multi-purpose Hall - L.Maavah	On-going	1,943,677	-	-	-	1,943,677
Ministry of National Planning and Infrastructure		Construction of Breakwater - L. Maavah	New	2,000,000	-	-	-	2,000,000
Ministry of National Planning and Infrastructure		Land Reclamation - L.Maavah	New	5,557,500	-	-	-	5,557,500
Ministry of Environment		Establishment of a Sewerage System - L.Maavah	On-going	6,518,484	-	-	-	6,518,484
	L.Kaadhoo							
Maldives National Defense Force		Radar System Project	On-going					
	GA. Kolamaafushi			12,352,131	-	-	-	12,352,131
Ministry of National Planning and Infrastructure		Harbour Construction -GA.Kolamaafushi	New	10,352,131	-	-	-	10,352,131
Ministry of National Planning and Infrastructure		Road Construction -GA. Kolamaafushi	New	2,000,000	-	-	-	2,000,000
Ministry of Environment		Outer Island Water Supply and Sewerage Systems (OFID phase 1)	Retention					
	GA. Villingili			13,055,400	-	-	-	13,055,400
MOE / Atoll School Construction		Const. of 12 Classroom in GA.AEC - GA.Villingili	On-going	3,063,759	-	-	-	3,063,759
Ministry of National Planning and Infrastructure		Harbor Construction Project - GA. Villingili	Retention	848,338	-	-	-	848,338
Ministry of National Planning and Infrastructure		Harbor Project Ph 2 - GA. Villingili	New	3,000,000	-	-	-	3,000,000
Ministry of National Planning and Infrastructure		Bridge Const. Study GA.Villingili-Kooddoo	New	1,000,000	-	-	-	1,000,000
Ministry of National Planning and Infrastructure		Road Construction - GA.Villingili	Retention	1,729,440	-	-	-	1,729,440

Office	Island	Project Name	Status	Domestic budget	Loan	Grant	Trust fund	Total
Ministry of Housing & Urban Development		Const. of a House and 1 Room -GA.Viligili	Retention	1,171,572	-	-	-	1,171,572
Ministry of Islamic Affairs		GA. Vilingili Mosque	Retention	242,291	-	-	-	242,291
Ministry of Environment		Upgrade Waste Mngmt Centre -GA.Vilingil	New	2,000,000	-	-	-	2,000,000
Ministry of Housing & Urban Development		Development of 1500 Housing Units - Ph2	Retention					
Ministry of National Planning and Infrastructure		Instalting of Street lights in Road Development Islands	Retention					
Maldives National Defense Force		Radar System Project	On-going					
	GA. Nilandhoo			6,607,150	-	-	-	6,607,150
MOE / Atoll School Construction		Construction of 04 class room - Ga. Nilandhoo	Retention	56,190	-	-	-	56,190
Ministry of Environment		Water and Sewerage System - GA. Nilandhoo	New	6,550,960	-	-	-	6,550,960
	GA. Maamendhoo			26,570,959	-	-	-	26,570,959
Ministry of Youth, Sports & Community Empowerment		Dev. of Sports Infrastructure Facilities - GA. Maamendhoo	On-going	69,365	-	-	-	69,365
Ministry of National Planning and Infrastructure		Breakwater project - GA. Maamendhoo	New	7,912,293	-	-	-	7,912,293
Ministry of Environment		Establishment of a Sewerage System - GA. Maamendhoo	On-going	18,589,301	-	-	-	18,589,301
	GA. Dhaandhoo			37,626,798	-	-	-	37,626,798
Ministry of Youth, Sports & Community Empowerment		Dev. of Sports Infrastructure Facilities - GA. Dhaandhoo	On-going	436,390	-	-	-	436,390
Ministry of National Planning and Infrastructure		Reclamation of land in G.A. Dhaandhoo	Retention	140,408	-	-	-	140,408
Ministry of National Planning and Infrastructure		Land Reclamation - GA. Dhaandhoo	New	37,050,000	-	-	-	37,050,000
	GA. Kanduhulhoo			6,727,718	-	-	-	6,727,718
Ministry of Youth, Sports & Community Empowerment		Dev. Futsal Ground - GA. Kanduhulhoo	New	800,000	-	-	-	800,000
Ministry of Environment		Water and Sewerage System -Kanduhulhoo	New	5,927,718	-	-	-	5,927,718
	GA. Kondey			2,973,189	-	-	-	2,973,189
Local Government Authority		Const. of Council Office - GA. Kondey	New	1,722,000	-	-	-	1,722,000
Ministry of Health		Health Centre Boundary Wall - GA. Kondey	New	400,000	-	-	-	400,000
Ministry of Youth, Sports & Community Empowerment		Development of Sports Infrastructure Facilities - GA. Kondey	On-going	51,189	-	-	-	51,189
Ministry of Youth, Sports & Community Empowerment		Dev. Futsal Ground - GA. Kondey	New	800,000	-	-	-	800,000
	GA. Dheevadhoo			1,203,577	-	2,841,940	-	4,045,517
Local Government Authority		Const. of Funeral Home - GA. Dheevadhoo	New	1,000,000	-	-	-	1,000,000
Ministry of Youth, Sports & Community Empowerment		Dev. of Sports Infrastructure Facilities - GA. Dheevadhoo	On-going	63,875	-	-	-	63,875
Ministry of Islamic Affairs		Construction of GA. Dheevadhoo Mosque	Retention	139,702	-	-	-	139,702
Ministry of Environment		Water and Sewerage System -GA. Dheevadhoo	New	-	-	2,841,940	-	2,841,940
	GA. Gemanafushi			24,580,859	-	5,538,408	-	30,119,267
Local Government Authority		Const. of Funeral Home - GA. Gemanafushi	New	1,000,000	-	-	-	1,000,000

Office	Island	Project Name	Status	Domestic budget	Loan	Grant	Trust fund	Total
Local Government Authority		Cemetery Boundary Wall - GA, Gemanafushi	New	600,000	-	-	-	600,000
MOE / Atoll School Construction		Const. of 10 Classroom - GA, Gemanafushi	New	3,000,000	-	-	-	3,000,000
Ministry of Youth, Sports & Community Empowerment		Dev. of Sports Infrastructure Facilities - GA, Gemanafushi	On-going	69,365	-	-	-	69,365
Ministry of Environment		Establishment of a Sewerage System - GA, Gemanafushi	On-going	18,911,494	-	-	-	18,911,494
Ministry of Environment		Coastal Protection - GA, Gemanafushi	New	1,000,000	-	-	-	1,000,000
Ministry of Environment		Water Supply System - GA, Gemanafushi	New	-	-	5,538,408	-	5,538,408
	Gdh. Hoaneddihoo			14,220,956	-	-	-	14,220,956
MOE / Atoll School Construction		Const. of 5 Classroom and Supervisor Room in Gdh. Hoaneddihoo	Retention	339,513	-	-	-	339,513
Ministry of National Planning and Infrastructure		Construction of Harbour - Gdh. Hoaneddihoo	New	13,881,443	-	-	-	13,881,443
Ministry of Housing & Urban Development		Development of 1500 Housing Units - Ph2	Retention					
	Gdh. Nadellaa			2,813,875	-	-	-	2,813,875
Ministry of Health		Const. of Lab in HC-Gdh. Nadella	New	750,000	-	-	-	750,000
Ministry of Youth, Sports & Community Empowerment		Dev. of Sports Infrastructure Facilities - Gdh. Nadella	On-going	63,875	-	-	-	63,875
Ministry of Environment		Water and Sewerage Network - Gdh. Nadellaa	New	2,000,000	-	-	-	2,000,000
	Gdh. Madaveili			50,266,184	-	-	-	50,266,184
Ministry of Health		Upgr. Health Centre & Lab - Gdh. Madaveili	New	2,250,000	-	-	-	2,250,000
Ministry of Youth, Sports & Community Empowerment		Development of Sports Infrastructure Facilities - Gdh. Madav	On-going	31,546	-	-	-	31,546
Ministry of National Planning and Infrastructure		Harbor Construction Project - Gdh. Madaveili	Retention	1,364,633	-	-	-	1,364,633
Ministry of National Planning and Infrastructure		Land Reclamation - Gdh. Madaveili	New	12,350,000	-	-	-	12,350,000
Ministry of National Planning and Infrastructure		Gdh. Madaveili Hoaneddihoo Causeway	On-going	8,640,692	-	-	-	8,640,692
Ministry of Environment		Establishment of a Sewerage System - Gdh. Madaveili	On-going	25,629,313	-	-	-	25,629,313
Ministry of Housing & Urban Development		Development of 1500 Housing Units - Ph2	Retention					
Ministry of Environment		Establishment of Community water storage system	On-going					
	Gdh. Rathafandhoo			2,067,413	-	-	-	2,067,413
Ministry of Youth, Sports & Community Empowerment		Dev. of Sports Infrastructure Facilities - Gdh. Rathafandhoo	On-going	67,413	-	-	-	67,413
Ministry of Environment		Coastal Protection - Gdh. Rathafandhoo	New	2,000,000	-	-	-	2,000,000
	Gdh. Faresmaathodaa			49,783,033	-	-	-	49,783,033
MOE / Atoll School Construction		School Upgrading - Gdh. Faresmaathodaa	New	4,000,000	-	-	-	4,000,000
Regional Airports		G.Dh Faresmaathoda Aiport	Awarded	40,320,000	-	-	-	40,320,000
Ministry of Youth, Sports & Community Empowerment		Dev. of Sports Infrastructure Facilities - Gdh. Faresmaathoda	On-going	44,169	-	-	-	44,169
Ministry of National Planning and Infrastructure		Harbor Construction Project - Gdh. Faresmaathodaa	Retention	368,864	-	-	-	368,864
Ministry of National Planning and Infrastructure		Road Const. Aiport to Harbor - Faresmathoda	New	2,750,000	-	-	-	2,750,000

Office	Island	Project Name	Status	Domestic budget	Loan	Grant	Trust fund	Total
Ministry of National Planning and Infrastructure		Causeway to Airport - GDh.Faresmaathodaa	New	2,300,000	-	-	-	2,300,000
	Gdh. Fiyaree			5,823,119	-	-	-	5,823,119
Local Government Authority		Renovation of Council Office - GDh.Fiyolari	Retention	225,349	-	-	-	225,349
MOE / Atoll School Construction		Const. of 6 classroom - GDh. Fiyaree	New	2,000,000	-	-	-	2,000,000
Ministry of Youth, Sports & Community Empowerment		Dev. of Sports Infrastructure Facilities - GDh.Fiyaree	On-going	88,946	-	-	-	88,946
Ministry of Environment		Water and Sewerage System - GDh.Fiyaree	New	3,508,824	-	-	-	3,508,824
	Gdh. Vaadhoo			3,917,061	-	-	-	3,917,061
Ministry of Youth, Sports & Community Empowerment		Dev. of Sports Infrastructure Facilities - GDh.Vaadhoo	On-going	55,081	-	-	-	55,081
Ministry of Islamic Affairs		GDh.Vaadhoo Mosque	Retention	455,150	-	-	-	455,150
Ministry of Environment		Water and Sewerage System - GDh.Vaadhoo	New	3,406,830	-	-	-	3,406,830
	Gdh. Gaddhoo			39,446,373	-	-	-	39,446,373
MOE / Atoll School Construction		GDh.Atoll School 3 story with 8 classroom - Ph2 - GDh.Gaddhoo	Retention	340,668	-	-	-	340,668
MOE / Atoll School Construction		Upgrade GDh.Gaddhoo School & Laboratory	New	1,500,000	-	-	-	1,500,000
MOE / Atoll School Construction		GDh.Gaddhoo School MP Hall&office blding	New	8,250,000	-	-	-	8,250,000
Ministry of Health		Upgr.HealthCent to Hospital- GDh.Gaddhoo	New	14,678,260	-	-	-	14,678,260
Ministry of Youth, Sports & Community Empowerment		Dev. of Sports Infrastructure Facilities - GDh.Gaddhoo	On-going	36,694	-	-	-	36,694
Ministry of National Planning and Infrastructure		Harbor Construction Project (Phase 2) - GDh.Gaddhoo	Retention	855,189	-	-	-	855,189
Ministry of National Planning and Infrastructure		Road Construction - GDh.Gaddhoo	New	13,550,000	-	-	-	13,550,000
Ministry of Islamic Affairs		Construction of GDh.Gaddhoo Mosque	Retention	235,562	-	-	-	235,562
Ministry of Housing & Urban Development		Development of 1500 Housing Units - Ph2	Retention					
Ministry of Environment		Outer Island Water Supply and Sewerage Systems (OFID phase1)	Retention					
	Gdh. Thinaadho			59,131,445	-	-	-	59,131,445
MOE / Atoll School Construction		Const. of 6 Classroom 3 Story in Abubkr Skul - GDh.Thinaadho	Retention	97,384	-	-	-	97,384
Ministry of Health		Tertiary Hospital -GDh.Thinaadho	New	29,346,295	-	-	-	29,346,295
Ministry of Youth, Sports & Community Empowerment		Development of a Sports Arena (Outdoor Gym) - GDh.Thinaadho	On-going	1,195,663	-	-	-	1,195,663
Ministry of Youth, Sports & Community Empowerment		Dev.Futsal Ground (North) -GDh.Thinaadho	New	1,000,000	-	-	-	1,000,000
Ministry of Youth, Sports & Community Empowerment		Sports Arena Indo Complex - GD.Thinaadho	New	2,000,000	-	-	-	2,000,000
Ministry of Youth, Sports & Community Empowerment		GDh.Thinaadhu (North) F.Ground Turf&fence	New	4,000,000	-	-	-	4,000,000
Ministry of Youth, Sports & Community Empowerment		Dev.Futsal Ground (South) -GDh.Thinaadho	New	1,000,000	-	-	-	1,000,000
Ministry of National Planning and Infrastructure		Revetment Project - GDh.Thinaadho	New	5,000,000	-	-	-	5,000,000
Ministry of National Planning and Infrastructure		Thinaadho Museum Park Project	On-going	4,000,000	-	-	-	4,000,000
Ministry of National Planning and Infrastructure		Road Construction - GDh.Thinaadho	On-going	5,000,000	-	-	-	5,000,000

Office	Island	Project Name	Status	Domestic budget	Loan	Grant	Trust fund	Total
Ministry of National Planning and Infrastructure		Construction of GDh, Thiradhoo Islamic Centre	Retention	212,103	-	-	-	212,103
Ministry of Environment		Establishment of a Drainage System - GDh, Thiradhoo	New	5,200,000	-	-	-	5,200,000
National Drug Agency		Drug Rehab. & Detox Centre-GDh, Thiradhoo	New	1,080,000	-	-	-	1,080,000
Ministry of Housing & Urban Development		Development of 1500 Housing Units - Ph2	Retention					
Ministry of National Planning and Infrastructure		Installing of Street lights in Road Development Islands	Retention					
Ministry of Housing & Urban Development		Const. of 485 Housing Units in Maldives	On-going					
	Gdh, Maavarulu			3,539,825	-	-	-	3,539,825
Regional Airports		Development of GDh, Maavarulu Airport	Retention	3,539,825	-	-	-	3,539,825
	Fuvahmulah City			90,996,787	78,087,423	16,085,282	-	185,169,492
MOE / Atoll School Construction		Fuvamulak MJM School Mlt purpose Hall	New	3,000,000	-	-	-	3,000,000
Ministry of Health		Upgrading Hospital - Fuvahmulah City	New	2,000,000	-	-	-	2,000,000
Ministry of Youth, Sports & Community Empowerment		Development of a Sports Arena - Gh, Fuvahmulah	On-going	1,292,952	-	-	-	1,292,952
Ministry of Youth, Sports & Community Empowerment		Football Ground Turfing - Hoachandu, FYM	New	3,000,000	-	-	-	3,000,000
Ministry of Youth, Sports & Community Empowerment		Upg. Sports Area - Dhandimagu, Fuvahmulah	New	5,000,000	-	-	-	5,000,000
Ministry of Youth, Sports & Community Empowerment		Dev. Indo Sports Complex, Fuvahmulah City	New	8,000,000	-	-	-	8,000,000
Ministry of Youth, Sports & Community Empowerment		Stadium Football Ground Turfing - FYM	New	360,000	-	-	-	360,000
Ministry of National Planning and Infrastructure		Upgrading of Harbour - Fuvahmulah City	New	12,795,607	-	-	-	12,795,607
Ministry of National Planning and Infrastructure		Road Construction - Fuvahmulah City	New	24,875,000	-	-	-	24,875,000
Ministry of Housing & Urban Development		Fuvahmulah Flat area Landscape and fence	New	12,000,000	-	-	-	12,000,000
Ministry of Islamic Affairs		Estb. of Centre For Holy Quran, Fuvahmulah	New	2,400,000	-	-	-	2,400,000
Ministry of Islamic Affairs		Upgrading of Masjidul Hudha - Fuvahmulah	New	2,000,000	-	-	-	2,000,000
Ministry of Environment		Coastal Protection Project at Gh, Fuvahmulah	On-going	7,000,000	36,655,200	16,085,282	-	59,740,482
Ministry of Environment		Water Supply and Sewerage System in Fuvahmulah - Kuwait Fund	On-going	7,273,228	41,432,223	-	-	48,705,451
Ministry of Housing & Urban Development		Development of 1500 Housing Units - Ph2	Retention					
Ministry of Environment		Estab. of Reg Waste mgnt System in Addu city & Fuvahmulah	On-going					
Maldives National Defense Force		Radar System Project	On-going					
Ministry of National Planning and Infrastructure		Reconstruction of Harbors (IDB loan)	On-going					
	Addu City			15,600,000	9,360,773	-	-	24,960,773
Ministry of Environment		Water Supply in Addu City & Sewerage System in S.Hithadhoo	Retention	8,600,000	-	-	-	8,600,000
Ministry of Environment		Small Scale Waste-to-Energy Project- Zone 7 (Abu Dhabi Fund)	On-going	7,000,000	9,360,773	-	-	16,360,773
Ministry of Environment		Estab. of Reg Waste mgnt System in Addu city & Fuvahmulah	On-going					

Office	Island	Project Name	Status	Domestic budget	Loan	Grant	Trust fund	Total
S. Hulhudeethoo				17,323,406	-	-	-	17,323,406
MOE / Atoll School Construction		Const. of 5 Classrooms - S.Hulhudeethoo	New	1,500,000	-	-	-	1,500,000
Ministry of Health		Upgrading Health Centre - S.Hulhudeethoo	New	2,500,000	-	-	-	2,500,000
Ministry of Youth, Sports & Community Empowerment		Dev. of Sports Infrastructure Facilities - S.Hulhudeethoo	On-going	323,406	-	-	-	323,406
Ministry of National Planning and Infrastructure		Road Construction - S.Hulhudeethoo	New	10,000,000	-	-	-	10,000,000
Ministry of Environment		Estab. of a Drainage System - S.Hulhudeethoo	New	3,000,000	-	-	-	3,000,000
S. Feidhoo				17,990,079	-	-	-	17,990,079
MOE / Atoll School Construction		Const. of 4 Storey Building (12 Classroom&Hall) in S.Feidhoo	On-going	2,222,741	-	-	-	2,222,741
Ministry of Youth, Sports & Community Empowerment		Dev. of Sports Complex (Contractor Finance) - S.Feidhoo	On-going	1,967,338	-	-	-	1,967,338
Ministry of Youth, Sports & Community Empowerment		Stadium (FootballGround&Track)-S.Feidhoo	New	1,800,000	-	-	-	1,800,000
Ministry of National Planning and Infrastructure		Road Construction - S. Feidhoo	New	10,000,000	-	-	-	10,000,000
Ministry of Environment		Establishment of a Drainage System - S.Feidhoo	On-going	2,000,000	-	-	-	2,000,000
S. Maradhoo				55,444,046	-	-	-	55,444,046
MOE / Atoll School Construction		S.Maradhoo School New Building - 12 room	New	5,566,000	-	-	-	5,566,000
Ministry of Youth, Sports & Community Empowerment		Development of a Sports Arena - S.Maradhoo	On-going	25,325	-	-	-	25,325
Ministry of Youth, Sports & Community Empowerment		Football Ground Turfing - S. Maradhoo	New	1,000,000	-	-	-	1,000,000
Ministry of National Planning and Infrastructure		Harbor Construction Project - S.Maradhoo	On-going	10,800,000	-	-	-	10,800,000
Ministry of National Planning and Infrastructure		Land Reclamation & Revetment -S.Maradhoo	New	25,052,721	-	-	-	25,052,721
Ministry of National Planning and Infrastructure		Road Construction - S. Maradhoo	New	10,000,000	-	-	-	10,000,000
Ministry of Environment		Estab. of a Drainage System - S.Maradhoo	New	3,000,000	-	-	-	3,000,000
S. Hulhumeedhoo				1,524,685	-	-	-	1,524,685
Maldives National Defense Force		Construction of 2 Storey Fire Building - S.Hulhumeedhoo	Retention	454,105	-	-	-	454,105
MOE / Atoll School Construction		Const. of S.atoll School 3 storey building - S.Hulhumeedhoo	Retention	1,070,580	-	-	-	1,070,580
Ministry of Housing & Urban Development		Development of 1500 Housing Units - Ph2	Retention					
S. Maradhoo Feidhoo				36,533,258	-	-	-	36,533,258
MOE / Atoll School Construction		Const. of 6 Classroom -S.Maradhoo Feidhoo	New	2,466,000	-	-	-	2,466,000
Ministry of Youth, Sports & Community Empowerment		Dev. of Sports Infrastructure Facilities - S.Maradhoo Feidhoo	On-going	67,258	-	-	-	67,258
Ministry of National Planning and Infrastructure		Harbour Construction - S.Maradhoo Feidhoo	New	17,000,000	-	-	-	17,000,000
Ministry of National Planning and Infrastructure		Land Rec. & Revetment -S.Maradhoo Feidhoo	New	10,000,000	-	-	-	10,000,000
Ministry of National Planning and Infrastructure		Road Construction - S. Maradhoo Feidhoo	New	5,000,000	-	-	-	5,000,000
Ministry of Environment		Estb. of a Drainage System -Maradhoo Feidhoo	New	2,000,000	-	-	-	2,000,000

Office	Island	Project Name	Status	Domestic budget	Loan	Grant	Trust fund	Total
	S. Meedhoo			31,735,647	-	-	-	31,735,647
Ministry of Youth, Sports & Community Empowerment		Development of Sports Infrastructure Facilities - S.Meedhoo	Ongoing	235,647	-	-	-	235,647
Ministry of Youth, Sports & Community Empowerment		Development of Youth Centre - S.Meedhoo	New	1,500,000	-	-	-	1,500,000
Ministry of National Planning and Infrastructure		Upgr. Harbour and Revertment - S.Meedhoo	New	17,000,000	-	-	-	17,000,000
Ministry of National Planning and Infrastructure		Road Construction - S. Meedhoo	New	10,000,000	-	-	-	10,000,000
Ministry of Environment		Coastal Protection (Study) - S.Meedhoo	New	1,000,000	-	-	-	1,000,000
Ministry of Environment		Estab.of a Drainage System - S. Meedhoo	New	2,000,000	-	-	-	2,000,000
	S. Hithadhoo			80,425,591	203,223,804	-	-	283,649,395
Maldives Police Service		Construction of National Police Academy	Ongoing	5,000,000	-	-	-	5,000,000
MOE / Atoll School Construction		Addu High School Multi Purpose Hall	New	4,500,000	-	-	-	4,500,000
Maldives National University		Const.of Office Building& Student's Common Room -S.hithadhoo	Retention	463,979	-	-	-	463,979
Ministry of Youth, Sports & Community Empowerment		Development of a Sports Arena - S.Hithadhoo	Ongoing	176,466	-	-	-	176,466
Ministry of Youth, Sports & Community Empowerment		Dev.of Futsal Pitch E-Dhigali,S.Hithadhoo	New	800,000	-	-	-	800,000
Ministry of Youth, Sports & Community Empowerment		Est. of Youth Centre - S. Hithadhoo	New	5,000,000	-	-	-	5,000,000
Ministry of National Planning and Infrastructure		Road Construction - S.Hithadhoo	New	34,000,000	-	-	-	34,000,000
Ministry of National Planning and Infrastructure		S.Hithadhoo Regional Hospital Project	Ongoing	23,785,146	203,223,804	-	-	227,008,950
Ministry of Islamic Affairs		Upgrading of Friday Mosque - S.Hithadhoo	New	500,000	-	-	-	500,000
Ministry of Islamic Affairs		Upgrading of Zikura Mosque - S.Hithadhoo	New	200,000	-	-	-	200,000
Ministry of Environment		Coastal Protection - S. Hithadhoo	New	3,000,000	-	-	-	3,000,000
Ministry of Environment		Estab.of a Drainage System - S.Hithadhoo	New	3,000,000	-	-	-	3,000,000
Ministry of Housing & Urban Development		Development of 1500 Housing Units - Ph2	Retention	-	-	-	-	-
	S. Gan							
Maldives National Defense Force		Radar System Project	Ongoing	-	-	-	-	-
	Others							
Maldives National Defense Force		Radar System Project	Ongoing	5,017,337	-	-	-	5,017,337
Ministry of National Planning and Infrastructure		Installing of Street lights in Road Development islands	Retention	652,158	-	-	-	652,158
Ministry of Housing & Urban Development		Const.of 396 Housing Units in HDH and HA	Ongoing	10,000,000	-	-	-	10,000,000

Office	Island	Project Name	Status	Domestic budget	Loan	Grant	Trust fund	Total
Ministry of National Planning and Infrastructure	Hdh.Nolhivaramfaru, HDh.Nolhivaram, N.Veidhoo, N.Maahendhoo, N.Maafaru, R.Immaadthoo, K.Thulusdthoo, M.Kolhufushi, L.Gan	Reconstruction of Harbors (DB loan)	On-going	-	23,785,978	-	-	23,785,978
					23,785,978			23,785,978
Ministry of Environment	Hdh.Nolhivaramfaru, Lh.Naifaru, K.Himmafushi, K.Thulusdthoo, Th.Veymandoo	Sanitation in 5 Islands (IDB Loan)	On-going	13,602,620	73,330,754	-	-	86,933,374
				13,602,620	73,330,754			86,933,374
Ministry of Environment	N.Veidhoo, R.Hulhuffaru, B.Thulhaadthoo, GA.Koimafushi, GDh.Gaiddhoo	Outer Island Water Supply and Sewerage Systems (OFID phase 1)	Retention	1,579,076	60,212,231	-	-	61,791,307
				1,579,076	60,212,231			61,791,307
Ministry of Environment	N.Landhoo, B.Hithaadthoo, Lh.Olhuvelfushi, AA.Maalhos, V.Thinaadthoo, M.Mulji, F.Fesali, Th.Hirilandhoo, GDh.Madaveili	Establishment of Community water storage system	On-going	4,244,619	-	-	-	4,244,619
				4,244,619				4,244,619
Ministry of Environment	Hulumale', Male City	Accelerating Sustainable Pvt Investment in Renewable Energy	On-going	-	-	37,046,958	-	37,046,958
						37,046,958		37,046,958
Ministry of Housing & Urban Development	Hulumale', GA.Villingili, GDh.Hoeddhoo, GDh.Madaveili, GDh.Gaiddhoo, Fumamulah City, S.Hithaadthoo, S.Hulhmedhoo	Development of 1 500 Housing Units - Ph2	Retention	988,153	72,174,857	-	-	73,163,010
				988,153	72,174,857			73,163,010
Ministry of Housing & Urban Development	Hulumale', GDh.thinadhoo	Const. of 485 Housing Units in Maldives	On-going	-	30,000,000	-	-	30,000,000
					30,000,000			30,000,000
Ministry of Environment	GA, GDh.Atollis	Estab. of Regional Waste Mngmt System in Huvadhoo atoll	On-going	10,538,437	-	-	-	10,538,437
				10,538,437				10,538,437
Ministry of Environment	Fuvamulah City, Addu City	Estab. of Reg Waste mngmt System in Addu city & Fuvamulah	On-going	14,297,061	-	-	-	14,297,061
				14,297,061				14,297,061
Ministry of Environment	Others	Enhancing Education Sector Development Project	On-going	96,770,091	277,738,756	223,253,714	-	597,762,561
				96,770,091	277,738,756	223,253,714		597,762,561
MOE / Atoll School Construction		Enhancing Education Sector Development Project	On-going	-	-	1,008,431	-	1,008,431
MOE / Atoll School Construction		Development of Play Area for Pre-School Students	On-going	1,656,788	-	-	-	1,656,788
Ministry of National Planning and Infrastructure	Harbors Project	Harbors Project	New	-	15,410,000	-	-	15,410,000
					15,410,000			15,410,000
Public works Services	Development of Futsal Ground in 67 Islands	Development of Futsal Ground in 67 Islands	On-going	3,000,000	-	-	-	3,000,000
				3,000,000				3,000,000
Ministry of Housing & Urban Development	Affordable Housing Scheme Project	Affordable Housing Scheme Project	New	-	9,631,250	-	-	9,631,250
					9,631,250			9,631,250
Ministry of Fisheries, Marine Resources and Agriculture	Mari-culture Enterprise Development Project	Mari-culture Enterprise Development Project	On-going	4,000,000	-	4,099,965	-	8,099,965
				4,000,000		4,099,965		8,099,965
Ministry of Fisheries, Marine Resources and Agriculture	Maldives Sustainable Fisheries Development Project	Maldives Sustainable Fisheries Development Project	On-going	12,000,000	-	34,005,010	-	46,005,010
				12,000,000		34,005,010		46,005,010
Ministry of Environment	Sewerage Project	Sewerage Project	New	-	15,410,000	-	-	15,410,000
					15,410,000			15,410,000
Ministry of Environment	Maldives Clean Environment Project	Maldives Clean Environment Project	On-going	785,000	-	37,856,178	-	38,641,178
				785,000		37,856,178		38,641,178
Ministry of Environment	Greater Male' Environmental Improvement & Waste Mngmt prj	Greater Male' Environmental Improvement & Waste Mngmt prj	On-going	16,861,307	36,100,220	81,064,305	-	134,025,832
				16,861,307	36,100,220	81,064,305		134,025,832
Ministry of Environment	Provision of Waste Managing Equipments to Zone 1 Islands	Provision of Waste Managing Equipments to Zone 1 Islands	On-going	4,000,000	-	-	-	4,000,000
				4,000,000				4,000,000
Ministry of Environment	Waste Mngmt Project in Zone 1 Islands (OFID PH2 - Waste LC)	Waste Mngmt Project in Zone 1 Islands (OFID PH2 - Waste LC)	On-going	2,219,769	-	-	-	2,219,769
				2,219,769				2,219,769
Ministry of Environment	Preparing Outer Island for Sustainable Energy Dvlpmt Proj	Preparing Outer Island for Sustainable Energy Dvlpmt Proj	On-going	-	89,150,000	58,628,298	-	147,778,298
					89,150,000	58,628,298		147,778,298

Office	Island	Project Name	Status	Domestic budget	Loan	Grant	Trust fund	Total
Ministry of Environment		Water Netwk in 4 Island& nw HarvestIn syfm in 45 Island-GCF	On-going	1,000,000	-	6,991,527	-	7,991,527
Ministry of Environment		Project to Supply Water during the Warm Season in every year	On-going	3,000,000	-	-	-	3,000,000
Ministry of Environment		Prov. of Water Supply, Sanitation&Waste Mngmt prj (OFID ph2)	On-going	48,247,227	112,037,286	-	-	160,284,513

Other Projects



Other Projects

7.1 OTHER PROJECTS SUMMARY 2017- 2021

(IN MVR)

	2017 Actual	2018 Revised	2019	2020 Approved	2021
Total	167,474,113	323,107,233	327,701,511	320,509,217	394,732,214
Domestic Budget	71,942,642	205,692,005	197,905,838	159,182,237	150,123,015
Grant	88,815,243	86,262,062	83,604,823	69,903,302	69,953,302
Loan	6,716,229	31,153,166	46,190,850	91,423,678	174,655,897

PROJECTS - DOMESTIC BUDGET

	2017 Actual	2018 Revised	2019	2020 Approved	2021
Total	71,942,642	205,692,005	197,905,838	159,182,237	150,123,015
1244 Elections Commission	-	-	80,000,000	-	-
1027 Maldives Police Service	23,073,358	43,000,588	15,540,653	14,540,653	11,123,015
1008 Maldives Customs Service	2,426	-	-	-	-
1058 Ministry of Education	31,094,806	141,780,000	87,117,228	134,000,000	134,000,000
1271 Department of Heritage	20,450	-	-	-	-
1202 Ministry of Economic Development	4,525,917	-	-	-	-
1233 Ministry of Fisheries, Marine Resources and Agriculture	13,225,685	20,911,417	15,247,957	10,641,584	5,000,000

PROJECTS - GRANTS

	2017 Actual	2018 Revised	2019	2020 Approved	2021
Total	88,815,243	86,262,062	83,604,823	69,903,302	69,953,302
1270 Maldives Media Council	18,071	-	-	-	-
1272 Ministry of Finance	30,144,055	57,136,172	61,137,271	39,295,500	27,738,000
1011 National Bureau of Statistics	597,536	379,980	200,000	200,000	200,000
1014 National Disaster Management Centre	620,404	425,249	331,418	331,418	331,418

		2017	2018	2019	2020	2021
		Actual	Revised	Approved		
1016	Ministry of Home Affairs	-	87,290	-	-	-
1192	National Drug Agency	42,207	-	-	-	-
1057	Juvenile Justice Unit	44	-	-	-	-
1027	Maldives Police Service	1,793,026	532,772	480,000	530,000	580,000
1008	Maldives Customs Service	46,804	14,925	5,000	5,000	5,000
1058	Ministry of Education	2,297,798	4,578,575	5,765,010	13,855,260	25,412,760
1500	National Institute of Education	591,195	34,152	50,000	50,000	50,000
1271	Department of Heritage	51,489	159,618	-	-	-
1141	Maldives Islamic University	473,552	-	-	-	-
1163	Ministry of Health	624,636	-	-	-	-
1164	Health Protection Agency	10,203,052	5,398,632	5,306,773	5,306,773	5,306,773
1191	Maldives Food & Drug Authority	16,678	-	-	-	-
1202	Ministry of Economic Development	17,431,954	4,420,656	945,697	945,697	945,697
1233	Ministry of Fisheries, Marine Resources and Agriculture	1,978,014	1,221,847	610,000	610,000	610,000
1229	Ministry of Environment	18,147,476	10,668,969	7,511,779	7,511,779	7,511,779
1231	Environmental Protection Agency	860,435	293,688	100,000	100,000	100,000
1510	Ministry Of Gender, Family and Social Services	2,674,746	761,875	1,061,875	1,061,875	1,061,875
1505	Family Protection Authority	202,069	147,662	100,000	100,000	100,000

PROJECTS - LOAN

		2017	2018	2019	2020	2021
		Actual	Revised	Approved		
Total		6,716,229	31,153,166	46,190,850	91,423,678	174,655,897
1272	Ministry of Finance	-	-	20,778,750	39,835,331	24,805,497
1058	Ministry of Education	-	-	3,467,250	11,557,500	23,115,000
1202	Ministry of Economic Development	6,716,229	31,153,166	12,313,600	20,768,347	88,210,400
1233	Ministry of Fisheries, Marine Resources and Agriculture	-	-	9,631,250	19,262,500	38,525,000

7.2 OTHER PROJECTS - DOMESTIC BUDGET 2017- 2021

(IN MVR)

Office	Project name	2017 Actual	2018 Revised	2019	2020 Approved	2021
Total		71,942,642	205,692,005	197,905,838	159,182,237	150,123,015
1244	Elections Commission	-	-	80,000,000	-	-
P-ELC001-001	Parliament Election	-	-	80,000,000	-	-
1027	Maldives Police Service	23,073,358	43,000,588	15,540,653	14,540,653	11,123,015
P-MPS004-001	Forensic Development Programme	8,778,906	16,957,835	5,000,000	7,000,000	-
P-MPS001-100	CCTV Network Expansion Project - K.Male	8,448,236	6,040,653	6,040,653	6,040,653	9,623,015
P-MPS010-001	Establishment of Video Recording System	1,182,311	1,956,005	1,500,000	1,500,000	1,500,000
P-MPS010-003	Investigation Sector Development Project	4,663,905	18,046,095	3,000,000	-	-
1008	Maldives Customs Service	2,426	-	-	-	-
P-MCS001-007	Harbour Monitoring Project	2,426	-	-	-	-
1058	Ministry of Education	31,094,806	141,780,000	87,117,228	134,000,000	134,000,000
P-MOE076-001	Digital School Initiative Project	28,806,749	138,780,000	86,117,228	133,000,000	133,000,000
P-MOE074-001	Installation of Fire System in Schools	2,288,057	3,000,000	1,000,000	1,000,000	1,000,000
1271	Department of Heritage	20,450	-	-	-	-
P-HRDV02-002	Hukuru Miskiy World Heritage list ga Himenumuge Program	20,450	-	-	-	-
1202	Ministry of Economic Development	4,525,917	-	-	-	-
P-MED006-100	Ihavan Project	18,097	-	-	-	-
P-MED007-001	Sunrise Project F.Atoll	4,507,820	-	-	-	-
1233	Ministry of Fisheries, Marine Resources and Agriculture	13,225,685	20,911,417	15,247,957	10,641,584	5,000,000
P-MFA001-001	Installation of Fish Aggregating Devices	4,707,960	5,000,000	5,000,000	5,000,000	5,000,000
P-MFA006-004	Production of 5 Types of Imported Agricultural Products	7,731,193	11,585,377	8,920,053	4,631,609	-

Office	Project name	2017 Actual	2018 Revised	2019	2020 Approved	2021
P-MFA006-005	Establishment of Hydroponics systems	397,068	406,040	577,904	577,904	-
P-MFA009-005	Introduction of Diamond back squid fishing	-	3,370,000	-	-	-
P-MFA038-001	Establishment of Drip Irrigation Systems	389,464	550,000	550,000	432,071	-
P-FIS003-001	Inst. Fish Aggrtgng Devic-Th. Vitufushi	-	-	200,000	-	-

7.3 OTHER PROJECTS - GRANTS 2017- 2021

(IN MVR)

Office	Project name	Donor	2017 Actual	2018 Revised	2019	2020 Approved	2021
	Total		88,815,237	86,262,062	83,604,823	69,903,302	69,953,302
1270	Maldives Media Council		18,071	-	-	-	-
P-MMC001-100	Donor Funded Projects- Media Council	NGO	5,180	-	-	-	-
P-MMC001-100	Donor Funded Projects- Media Council	UNICEF	12,891	-	-	-	-
1272	Ministry of Finance		30,144,055	57,136,172	61,137,271	39,295,500	27,738,000
P-JPN001-032	Relocation of MBC Antenna	Japan	514,177	25,361,670	30,839,740	-	-
P-MFT009-100	Public Finance Management syst strengthening project	WORLD BANK	26,632,302	31,774,502	24,518,781	27,738,000	27,738,000
P-OTH001-001	Maldives Urband Dev. & Resilience Project	WORLD BANK	-	-	5,778,750	11,557,500	-
P-MED005-300	MicroSmall and Medium sized enterprises development prj	ADB	2,997,576	-	-	-	-
1011	National Bureau of Statistics		597,536	379,980	200,000	200,000	200,000
P-DNP003-002	Donor Funded Activities of Dept of Stat	OECD	85,152	107,450	50,000	50,000	50,000
P-DNP003-002	Donor Funded Activities of Dept of Stat	UNFPA	153,297	106,175	50,000	50,000	50,000
P-DNP003-002	Donor Funded Activities of Dept of Stat	UNICEF	359,087	166,355	100,000	100,000	100,000
1014	National Disaster Management Centre		620,403	425,249	331,418	331,418	331,418
P-NDMC05-100	NDMC Grant Funded programs	NGO	5,700	-	-	-	-
P-NDMC05-100	NDMC Grant Funded programs	UNICEF	614,703	425,249	331,418	331,418	331,418
1016	Ministry of Home Affairs		-	87,290	-	-	-
P-MHA021-100	Building of Citizenship & Civil Orgs	Private	-	87,290	-	-	-
1192	National Drug Agency		42,207	-	-	-	-
P-MOH010-100	UNICEF Funded Projects- Drug Rehab Serv	UNICEF	42,207	-	-	-	-

Office	Project name	Donor	2017 Actual	2018 Revised	2019	2020 Approved	2021
1057 Juvenile Justice Unit			44	-	-	-	-
P-JJU002-100	Understanding the risk of violence	NGO	44	-	-	-	-
1027 Maldives Police Service			1,793,025	532,772	480,000	530,000	580,000
P-MPS009-100	Donor Funded Activities of MPS	China	22,983	-	-	-	-
P-MPS009-100	Donor Funded Activities of MPS	UNICEF	1,770,042	532,772	480,000	530,000	580,000
1008 Maldives Customs Service			46,804	14,925	5,000	5,000	5,000
P-MCS003-100	Donor Funded Projects of MCS	UNEP	25,881	14,925	5,000	5,000	5,000
P-UNODC1-100	Drug Law Enforcement Project	UNEP	20,923	-	-	-	-
1058 Ministry of Education			2,297,798	4,578,575	2,297,760	2,297,760	2,297,760
P-MOE014-100	Donor Funded Activities of MOE	Japan	40,817	44,583	30,000	30,000	30,000
P-MOE014-100	Donor Funded Activities of MOE	FBO	215,183	50,168	40,000	40,000	40,000
P-MOE014-100	Donor Funded Activities of MOE	LBO	220,982	43,569	40,900	40,900	40,900
P-MOE014-100	Donor Funded Activities of MOE	UNEP	1,676,974	4,425,415	2,176,860	2,176,860	2,176,860
P-MOE014-100	Donor Funded Activities of MOE	WHO	143,842	14,840	10,000	10,000	10,000
1129 Ministry of Higher Education			-	-	3,467,250	11,557,500	23,115,000
P-MHE001-100	Enhancing Employment HC & ED	WORLD BANK	-	-	3,467,250	11,557,500	23,115,000
1500 National Institute of Education			591,194	34,152	50,000	50,000	50,000
P-NIE001-100	Donor Funded Activities of NIE	NGO	298,266	-	-	-	-
P-NIE001-100	Donor Funded Activities of NIE	UNICEF	292,928	34,152	50,000	50,000	50,000
1271 Department of Heritage			51,489	159,618	-	-	-
P-HRDV02-001	World heritage inventory project	UNESCO	-	3,373	-	-	-
P-HRDV02-002	Hukuru Miskiy World Heritage list ga Himenumuge Program	Turkey	8,949	1,007	-	-	-
P-HRDV02-002	Hukuru Miskiy World Heritage list ga Himenumuge Program	UNESCO	42,540	155,238	-	-	-

Office	Project name	Donor	2017 Actual	2018 Revised	2019	2020 Approved	2021
1141	Maldives Islamic University		473,553	-	-	-	-
P-FIS001-100	Donor Funded Projects of FIS	NGO	410,311	-	-	-	-
P-FIS001-100	Donor Funded Projects of FIS	Gatar	4,921	-	-	-	-
P-FIS001-100	Donor Funded Projects of FIS	Saudi Arabia	7,220	-	-	-	-
P-FIS001-100	Donor Funded Projects of FIS	ISESCO	28,751	-	-	-	-
P-FIS001-100	Donor Funded Projects of FIS	LBO	22,350	-	-	-	-
1163	Ministry of Health		624,637	-	-	-	-
P-MOH018-200	WHO Funded Projects-Min of Health	WHO	403,925	-	-	-	-
P-MOH023-100	Demographic Health Survey	UNICEF	220,712	-	-	-	-
1164	Health Protection Agency		10,203,054	5,398,632	5,306,773	5,306,773	5,306,773
P-MOH011-100	NGO Funded Projects of CCHDC	NGO	2,886,206	1,649,823	1,218,030	1,218,030	1,218,030
P-MOH014-100	UNICEF Funded Projects of CCHDC	UNICEF	3,121,674	1,335,387	1,700,000	1,700,000	1,700,000
P-MOH018-300	WHO Funded Projects - CCHDC	WHO	2,391,164	1,650,000	1,550,000	1,550,000	1,550,000
P-MOH019-400	Prevention&Behavioral Survey at HIV/AIDS	SAARC	1,465,552	300,000	400,000	400,000	400,000
P-MOH130-100	Strengthen Tobacco Control Policies	IUTL	338,458	463,422	438,743	438,743	438,743
1191	Maldives Food & Drug Authority		16,678	-	-	-	-
P-MOH018-500	WHO Funded Projects -MFDA	WHO	16,678	-	-	-	-
1202	Ministry of Economic Development		17,431,951	4,420,656	945,697	945,697	945,697
P-MED001-300	Enhanced integrated framework	UNOPS	2,485,170	-	-	-	-
P-MED001-200	Enhanced Integrated Framework - Tier 2	UNOPS	3,001,128	-	-	-	-
P-MED006-100	Ihavan Project	Saudi Arabia	1,542,000	-	-	-	-
P-MED002-100	SDF - Women's Empowerment Project	SAARC	1,401,587	941,909	945,697	945,697	945,697
P-MED005-100	MicroSmall and Medium sized enterprises development prj	ADB	9,002,066	3,478,747	-	-	-

Office	Project name	Donor	2017 Actual	2018 Revised	2019	2020 Approved	2021
1233	Ministry of Fisheries, Marine Resources and Agriculture		1,978,013	1,221,847	610,000	610,000	610,000
P-MFA018-100	Biops Pelagic Project	NGO	-	65,834	-	-	-
P-MFA021-100	HCFC Phase-out Project	UNDP	-	415,873	-	-	-
P-MFA022-100	MEMP Project	WORLD BANK	25,070	-	-	-	-
P-MFA024-100	National plan of action for Shark consv	NGO	-	94,646	-	-	-
P-MFA024-100	National plan of action for Shark consv	FAO	817	34,580	20,000	20,000	20,000
P-MFA026-100	Donor Funded Activities-Min of Fish&Agr	NGO	228,951	-	-	-	-
P-MFA026-100	Donor Funded Activities-Min of Fish&Agr	GAO	82,804	-	-	-	-
P-MFA026-100	Donor Funded Activities-Min of Fish&Agr	FBO	27,120	-	-	-	-
P-MFA026-100	Donor Funded Activities-Min of Fish&Agr	LBO	918,720	402,000	300,000	300,000	300,000
P-MFA026-200	Value addition & agricultural research	China	3,816	56,610	20,000	20,000	20,000
P-MFA027-100	Ctrl&Mgt of Destruct Forest Invasiv Spcs	FAO	668,762	152,304	270,000	270,000	270,000
P-MFA028-100	Implementation of LiveBait Fisheries Mgt	NGO	1,953	-	-	-	-
P-MFA028-100	Implementation of LiveBait Fisheries Mgt	FAO	20,000	-	-	-	-
1229	Ministry of Environment		18,147,473	10,668,969	7,511,779	7,511,779	7,511,779
P-HTE055-100	Resilient Island Planning Project	UNDP	-	987,019	-	-	-
P-MEE001-115	Municipal & Hazardous Solid Waste Mgmt	UNIDO	115,986	147,995	79,000	79,000	79,000
P-HTE060-100	Impact to Sea Project	European Union	18,000	496,464	223,623	223,623	223,623
P-MEE001-109	Climate Vulnerability & Risk Assessment	Italy	10,836,923	-	-	-	-
P-MEE001-113	Devlpmt of Minamata Initial Assessment	UNEP	220,400	661,631	398,000	398,000	398,000
P-HTE059-100	CDM Project in Maldives	Denmark	478,691	-	-	-	-
P-HTE067-100	Second National Communication Report	UNEP	320,071	35,832	50,000	50,000	50,000
P-MEE001-100	Donor Funded Activities of MEE	NGO	260,235	-	-	-	-
P-MEE001-100	Donor Funded Activities of MEE	UNDP	-	2,700	-	-	-

Office	Project name	Donor	2017 Actual	2018 Revised	2019	2020 Approved	2021
P-MEE001-100	Donor Funded Activities of MEE	GEF	124,600	110,150	100,000	100,000	100,000
P-MEE001-100	Donor Funded Activities of MEE	South Korea	57,313	-	-	-	-
P-MEE001-100	Donor Funded Activities of MEE	LBO	83,157	43,093	-	-	-
P-MEE001-100	Donor Funded Activities of MEE	UNEP	928,390	2,733,614	1,976,639	1,976,639	1,976,639
P-MEE001-100	Donor Funded Activities of MEE	UNESCO	42,097	-	-	-	-
P-MEE001-100	Donor Funded Activities of MEE	UNICEF	271,880	146,626	150,000	150,000	150,000
P-MEE001-100	Donor Funded Activities of MEE	UNITAR	48,586	101,300	50,000	50,000	50,000
P-MEE001-116	Development of Climate Change Act -CCA	UNEP	-	10,300	-	-	-
P-MEE004-100	Activities to Facilit implimnt Stockholm Conv	UNIDO	59,067	91,294	50,000	50,000	50,000
P-HTE053-100	Ozone Project	UNDP	86,584	1,034,012	500,000	500,000	500,000
P-HTE053-100	Ozone Project	UNEP	598,495	109,396	100,000	100,000	100,000
P-HTE053-100	Ozone Project	UNESCO	528,329	325,686	308,306	308,306	308,306
P-MEE060-100	Strengthening Low-Carbon Energy Island	UNEP	3,068,669	3,631,857	3,526,211	3,526,211	3,526,211
1231 Environmental Protection Agency			860,435	293,688	100,000	100,000	100,000
P-EPA001-200	Water Resources and waste management Prj	UNEP	-	30,637	-	-	-
P-EPA001-300	Prep of the terminal phase out plan Prj	UNEP	-	4,680	-	-	-
P-EPA001-400	Donor Funded Activities of EPA	NGO	-	141,200	-	-	-
P-EPA001-400	Donor Funded Activities of EPA	UNDP	20,000	-	-	-	-
P-EPA001-400	Donor Funded Activities of EPA	UNEP	695,690	111,500	100,000	100,000	100,000
P-EPA001-400	Donor Funded Activities of EPA	UNICEF	139,626	-	-	-	-
P-EPA001-500	Green Fins Project	UNEP	5,119	-	-	-	-
P-EPA001-100	Maldives Climate Observatory- Hanimadu	NGO	-	5,671	-	-	-

7.4 OTHER PROJECTS- LOANS 2017-2021

(IN MVR)

Office	Project name	Funding Agency	2017 Actual	2018 Revised	2019	2020 Approved	2021
	Total		6,716,229	31,153,166	46,190,850	91,423,678	174,655,897
1272	Ministry of Finance		-	-	20,778,750	39,835,331	24,805,497
P-MFT009-100	Public Finance Management syst strengthening project	WORLD BANK	-	-	15,000,000	28,277,831	24,805,497
P-OTH001-001	Maldives Urban Dev. & Resilience Project	WORLD BANK	-	-	5,778,750	11,557,500	-
1129	Ministry of Higher Education		-	-	3,467,250	11,557,500	23,115,000
P-MHE001-100	Enhancing Employment HC & ED	WORLD BANK	-	-	3,467,250	11,557,500	23,115,000
1202	Ministry of Economic Development		6,716,229	31,153,166	12,313,600	20,768,347	88,210,400
P-MED005-200	Micro enterprises development project	IDB	6,716,229	11,206,355	7,000,000	10,141,147	61,642,400
P-MED005-100	MicroSmall and Medium sized enterprises development pj	ADB	-	19,946,811	-	-	-
P-DEV001-003	Sasec national single window project	ADB	-	-	5,313,600	10,627,200	26,568,000
1233	Ministry of Fisheries, Marine Resources and Agriculture		-	-	9,631,250	19,262,500	38,525,000
P-FIS004-001	Fisheries Sector Development Project	Saudi Arabia	-	-	9,631,250	19,262,500	38,525,000

Budget in GFS Format



8

Budget in GFS Format

Government Finance Statistics

This chapter includes government finance statistics tables from 2012 – 2019 as per GFSM 1998. This includes the summary of government finances, details of expenditure and revenue, Functional Classification and details of donor funded projects.

The functional classification of government expenditure has been changed from GFSM 1998 to match as per GFSM (Government Finance Statistics Manual) 2014; including wider coverage of functional areas. However for the purpose of GoM, modification has been brought to debt repayment and servicing.

8.1 SUMMARY OF CENTRAL GOVERNMENT FINANCE, 2012 - 2021

(In million Rufiyaa)

Particulars	2012	2013	2014	2015	2016	2017	2018	2019	2019	2020	2021
	Actual	Actual	Actual	Actual	Actual	Actual	Revised	Proposed	Approved	Approved	Approved
Total Revenue & Grants	10,138.1	11,900.7	15,164.2	17,306.2	18,578.1	20,258.6	21,322.7	23,039.8	23,339.8	24,330.4	24,973.3
Total Revenue	9,771.4	11,783.1	14,999.0	16,669.3	18,325.0	19,914.9	20,744.9	21,986.8	21,986.8	23,488.4	24,416.5
Current Revenue	9,723.4	11,515.0	14,874.8	16,549.0	17,455.6	19,337.3	20,409.3	21,928.0	21,928.0	23,448.1	24,382.4
Capital Revenue	48.1	268.1	124.1	120.3	869.4	577.6	335.6	58.8	58.8	40.3	34.1
Grants	366.7	117.7	165.3	636.9	253.1	343.8	577.8	1,053.0	1,353.0	842.1	556.9
Total Expenditure & Net Lending	13,110.0	13,530.8	16,417.2	21,336.9	25,263.0	22,420.2	25,650.8	26,559.3	27,163.6	29,011.0	28,168.3
Total Expenditure	13,200.2	13,666.3	16,539.4	21,440.9	25,306.5	22,497.6	25,837.1	26,737.9	27,342.3	29,153.1	28,385.9
Current expenditure	10,316.5	11,573.2	13,960.0	16,733.7	16,141.0	14,955.2	17,113.6	18,411.5	18,529.3	19,058.4	19,443.5
Capital expenditure	2,883.7	2,093.0	2,579.4	4,707.2	9,165.5	7,542.4	8,723.5	8,326.4	8,813.0	10,094.8	8,942.4
Net lending	(90.2)	(135.5)	(122.2)	(104.0)	(43.5)	(77.4)	(186.3)	(178.6)	(178.6)	(142.1)	(217.6)
Overall Balance (Surplus/Deficit) /1	(2,971.9)	(1,765.5)	(1,375.1)	(4,134.7)	(6,728.4)	(2,238.9)	(4,514.4)	(3,698.1)	(4,002.5)	(4,822.7)	(3,412.6)
Primary Balance (Surplus/Deficit)	(1,864.8)	(808.8)	(396.8)	(2,787.0)	(5,546.1)	(1,142.0)	(2,936.4)	(1,696.6)	(2,000.9)	(2,534.4)	(908.9)
Overall Balance excluding grants	(3,338.6)	(1,883.2)	(1,540.4)	(4,771.6)	(6,981.5)	(2,582.7)	(5,092.1)	(4,751.1)	(5,355.5)	(5,664.8)	(3,969.5)
Current balance	(593.1)	(58.2)	914.9	(184.8)	1,314.6	4,382.1	3,295.7	3,516.5	3,398.8	4,389.7	4,938.9
Financing	2,971.9	1,765.5	1,375.1	4,134.7	6,728.4	2,238.9	4,514.4	3,698.1	4,002.5	4,822.7	3,412.6
Foreign financing	772.2	472.6	(370.6)	(297.8)	1,931.9	3,041.8	5,403.7	3,795.9	3,795.9	2,790.6	1,920.7
Project Financing	-	1,187.2	188.4	648.4	2,987.3	1,562.3	3,160.8	2,971.9	2,971.9	3,503.8	3,943.4
Budget Support Financing	-	-	453.3	-	-	-	-	-	-	-	-
Foreign Loan Repayments	-	(714.6)	(1,012.3)	(946.2)	(1,055.3)	(1,048.8)	(1,128.8)	(1,493.8)	(1,493.8)	(1,479.4)	(2,022.7)
Sukuk/Bond	-	-	-	-	-	2,528.3	3,371.7	2,317.8	2,317.8	766.2	-
Domestic financing	2,199.7	1,293.0	1,745.8	4,432.5	4,796.5	(802.9)	(899.3)	(97.7)	206.6	2,032.1	1,491.9
Treasury Bills	-	2,075.0	2,024.6	4,554.2	5,080.0	812.0	1,103.1	2,323.3	2,627.7	4,378.4	3,713.0
Subsidiary Loan repayment	-	135.5	127.7	159.1	157.3	126.5	206.3	200.3	200.3	163.7	239.2
Capital contributions to foreign institutions	-	-	(5.6)	(55.1)	(113.8)	(49.2)	(20.0)	(21.6)	(21.6)	(21.6)	(21.6)
Domestic Loans repayments	-	(917.6)	(401.0)	(225.7)	(327.0)	(1,355.5)	(978.7)	(1,394.0)	(1,394.0)	(1,322.1)	(1,321.7)
Transfers to sovereign development Fund	-	-	-	-	-	(336.8)	(1,200.0)	(705.6)	(705.6)	(766.4)	(817.0)
Pending Bills	-	-	-	-	-	-	-	(500.0)	(500.0)	(400.0)	(300.0)

Particulars	2012	2013	2014	2015	2016	2017	2018	2019	2019	2020	2021
	Actual	Actual	Actual	Actual	Actual	Actual	Revised	Proposed	Approved	Approved	Approved
Memorandum Items:											
Nominal GDP	44,345	50,633	56,867	61,566	64,919	75,052	82,504	90,188	90,188	98,656	107,095
Deficit as a % of GDP	-6.7%	-3.5%	-2.4%	-6.7%	-10.4%	-3.0%	-5.5%	-4.1%	-4.4%	-4.9%	-3.2%

1/ From 2013 : Overall Balance (Surplus/Deficit)- As per GFS 2014 (netlending taken to financing)

*Rebased Nominal GDP (2004-2018) as at Oct 2017

Source: Ministry of Finance

8.2 CENTRAL GOVERNMENT REVENUE AND GRANTS, 2012 - 2021

(In million Rufiyaa)

Particulars	2012	2013	2014	2015	2016	2017	2018	2019	2019	2020	2021
	Actual	Actual	Actual	Actual	Actual	Actual	Revised	Proposed	Approved	Approved	Approved
Total Revenue and grants /1	10,138.1	11,900.7	15,164.2	17,306.2	18,578.1	20,258.6	21,322.7	22,934.6	23,339.8	24,330.4	24,973.3
Total Revenue	9,771.4	11,783.1	14,999.0	16,669.3	18,325.0	19,914.9	20,744.9	21,986.8	21,986.8	23,488.4	24,416.5
Current Revenue	9,723.4	11,515.0	14,874.8	16,549.0	17,455.6	19,337.3	20,409.3	21,928.0	21,928.0	23,448.1	24,382.4
Tax revenue	6,880.1	8,872.8	10,837.9	12,270.6	13,293.0	14,742.4	15,363.1	16,506.5	16,506.5	17,760.7	18,449.3
Import duty	1,369.0	1,575.9	1,975.2	2,346.4	2,487.4	2,799.4	2,874.9	3,183.8	3,183.8	3,247.9	3,320.3
Tourism Tax	804.7	861.6	804.8	0.6	0.2	0.0	0.0	-	-	-	-
Bank profit tax	313.2	355.0	482.4	512.7	491.7	649.9	563.2	566.8	566.8	567.0	614.4
GST on Tourism	1,553.6	2,154.7	3,001.8	4,150.3	3,920.7	4,198.5	4,678.4	5,039.5	5,039.5	5,589.5	5,589.5
Goods and Services Tax	1,005.7	1,538.4	1,512.9	1,904.2	2,328.1	2,683.0	2,740.1	2,998.9	2,998.9	3,280.5	3,561.1
Airport Service Charge	299.9	350.3	432.0	496.7	537.5	706.2	659.3	705.6	705.6	766.4	817.0
Business Profit Tax	1,401.3	1,881.0	2,471.4	2,673.6	2,748.0	2,677.1	2,789.2	2,846.1	2,846.1	3,045.4	3,188.1
Green Tax /3	-	-	-	36.7	623.1	696.2	795.9	892.7	892.7	979.9	1,060.9
Royalties /2	76.6	101.4	89.1	78.6	74.1	77.1	79.4	80.1	80.1	82.1	83.5
Other	56.1	54.6	68.3	70.8	82.4	255.0	182.7	193.0	193.0	202.0	214.3
Nontax revenue	2,843.3	2,642.1	4,037.0	4,278.3	4,162.6	4,594.9	5,046.2	5,421.5	5,421.5	5,687.3	5,933.1
Entrepreneurial & property income	1,814.9	1,712.2	2,432.7	1,859.7	2,133.0	2,520.9	2,738.1	3,157.1	3,157.1	3,330.1	3,490.9
Net Sales to Public Enterprises	633.3	475.9	781.9	488.7	627.9	796.5	664.1	964.0	964.0	1,044.9	1,140.2
State Trading Organisation	-	-	-	-	-	0.8	0.5	104.5	104.5	114.8	126.3
Dhivehi Rajjееge Gulhun Ltd.(Dhiraagu)	254.5	156.9	325.0	303.7	337.1	458.2	236.5	225.5	225.5	249.2	274.0
Maldives Post Limited	-	-	-	0.2	1.4	24.5	-	-	-	-	-
Maldives Monetary Authority	205.3	188.0	266.4	24.3	82.0	67.2	93.7	90.0	90.0	90.0	90.0
Island Aviation Services Limited	9.0	-	-	-	10.0	-	27.6	93.5	93.5	102.8	113.1
Maldives Transport & Contracting Co.	-	-	-	-	-	23.4	-	55.9	55.9	61.3	67.5
Maldives Ports Authority/ Maldives Ports Limited	39.4	76.2	33.8	60.0	60.0	55.2	40.0	100.0	100.0	104.7	115.1
Bank of Maldives	-	3.8	17.9	50.1	53.2	62.6	68.8	60.1	60.1	64.1	70.5
Maldives Airports Company Ltd	-	-	120.0	-	-	-	75.0	75.0	75.0	82.5	90.8
Housing Development Corporation	11.1	-	11.1	-	-	-	-	-	-	-	-
Maldives Water & Sewerage Company	95.2	43.0	-	30.9	57.5	89.0	101.2	127.1	127.1	139.8	153.8

Particulars	2012	2013	2014	2015	2016	2017	2018	2019	2019	2020	2021
	Actual	Actual	Actual	Actual	Actual	Actual	Revised	Proposed	Approved	Approved	Approved
Housing Development Finance Corporation	18.9	7.8	7.8	19.5	26.7	15.6	20.8	17.2	17.2	18.9	20.7
Thilafushi Corporation Limited	-	-	-	-	-	-	-	15.3	15.3	16.9	18.6
Land & resort rent	1,110.0	1,185.4	1,617.6	1,336.9	1,469.1	1,614.0	1,788.9	1,976.5	1,976.5	2,036.4	2,075.4
Resort lease rent	1,031.2	1,106.3	1,534.5	1,247.0	1,357.4	1,488.6	1,671.9	1,855.8	1,855.8	1,911.4	1,949.7
Land rent	78.8	79.0	83.1	89.9	111.7	125.4	117.1	120.7	120.7	125.0	125.8
Interest	71.6	50.9	33.1	34.1	36.0	110.4	285.1	216.6	216.6	248.8	275.2
Administrative fees & charges	727.6	583.5	1,084.4	1,831.1	1,401.5	1,204.4	1,205.2	1,213.6	1,213.6	1,244.6	1,276.1
Permit fee	420.2	278.1	716.3	1,419.4	959.1	683.5	641.0	594.5	594.5	601.3	615.0
Telecommunication Licence Fees	127.3	120.0	149.3	158.7	199.2	218.8	219.9	222.1	222.1	224.3	226.5
Other govt permit fees	292.9	158.0	567.1	1,260.7	759.9	464.8	421.1	372.5	372.5	377.0	388.5
Administrative fees	102.5	88.1	107.6	128.1	144.1	188.4	200.5	203.8	203.8	212.5	220.4
Airport Landing Charges	4.0	1.3	0.3	1.4	0.1	0.0	1.0	1.8	1.8	1.8	1.8
Registration and licence fee	88.1	83.2	99.3	115.4	138.6	173.2	188.8	195.5	195.5	204.1	212.0
Exam fees	10.5	3.6	8.0	11.3	5.4	15.2	10.8	6.5	6.5	6.6	6.6
Building rent	21.4	23.7	23.9	24.0	25.7	49.3	55.7	103.6	103.6	105.3	106.9
Govt. Building rent	16.9	20.6	22.1	23.3	21.6	42.5	48.5	96.3	96.3	97.8	99.2
Goifaa Labba	4.5	3.2	1.8	0.7	4.1	6.8	7.2	7.3	7.3	7.5	7.6
Non-industrial sales	183.5	193.5	236.6	259.5	272.7	283.2	308.0	311.7	311.7	325.5	333.7
Residential Permit Fee	183.5	193.5	236.6	259.5	272.7	283.2	308.0	311.7	311.7	325.5	333.7
Fine & Forfeits	103.4	109.0	256.6	269.2	327.0	244.0	210.0	197.0	197.0	197.7	199.9
Other	197.3	237.4	263.3	318.3	301.1	625.6	892.9	853.8	853.8	914.9	966.2
Fund	91.0	118.9	164.5	172.4	169.3	-	-	0.0	0.0	-	-
Printed Material	0.3	0.3	0.3	0.2	0.6	1.2	0.4	0.4	0.4	0.4	0.4
Passport	17.9	20.4	26.5	45.9	43.0	41.6	42.0	42.5	42.5	42.9	43.3
Airport Development Fee	-	-	-	-	-	317.1	660.9	705.6	705.6	766.4	817.0
Other	88.1	97.9	72.0	99.8	88.2	265.7	189.5	105.2	105.2	105.3	105.4
Other	197.3	237.4	263.3	318.3	301.1	625.6	892.9	58.8	58.8	914.9	966.2
Grants	366.7	117.7	165.3	636.9	253.1	343.8	577.8	1,053.0	1,353.0	842.1	556.9

Particulars	2012	2013	2014	2015	2016	2017	2018	2019	2019	2020	2021
	Actual	Actual	Actual	Actual	Actual	Actual	Revised	Proposed	Approved	Approved	Approved
Memorandum item:											
Subsidiary Loan repayment	136.6	135.5	127.7	159.1	157.3	126.5	206.3	200.3	200.3	163.7	239.2

1/Total Revenue and Grants is excluding Subsidiary Loan repayments

2/Royalty : Starting from 2012 Royalty is treated as tax revenue

3/Green tax introduced starting from Nov 2015 while tourism Tax abolished in nov 2014

Source: Ministry of Finance

8.3 ECONOMIC CLASSIFICATION OF CENTRAL GOVERNMENT EXPENDITURE AND NET LENDING, 2012 - 2021

(In million Rufiyaa)

Particulars	2012	2013	2014	2015	2016	2017	2018	2019	2019	2020	2021
	Actual	Actual	Actual	Actual	Actual	Actual	Revised	Proposed	Approved	Approved	Approved
Total expenditure and net lending	13,110.0	13,530.8	16,417.2	21,336.9	25,263.0	22,420.2	25,650.8	26,559.3	27,163.6	29,011.0	28,168.3
Total expenditure	13,200.2	13,666.3	16,539.4	21,440.9	25,306.5	22,497.6	25,837.1	26,737.9	27,342.3	29,153.1	28,385.9
Current expenditure	10,316.5	11,573.2	13,960.0	16,733.7	16,141.0	14,955.2	17,113.6	18,411.5	18,529.3	19,058.4	19,443.5
Exp. on goods and services	8,519.2	8,842.3	10,437.0	13,631.3	13,953.8	13,009.6	14,110.8	14,809.1	14,926.8	15,156.8	15,291.5
Salaries and wages	2,722.7	3,283.7	3,392.9	3,929.2	4,029.6	3,996.6	4,177.5	4,330.5	4,352.0	4,351.0	4,351.0
Other allowances	1,836.5	2,322.0	2,435.7	2,891.5	2,868.9	2,975.2	3,360.6	3,578.0	3,612.2	3,611.5	3,611.5
Other benefits and gratuities	157.9	321.3	192.4	904.7	927.2	948.2	981.0	1,036.5	1,037.4	1,067.5	1,099.4
Travel expenses	139.6	118.5	133.5	188.9	186.9	176.7	140.5	140.1	141.9	149.9	154.3
Training expenses	308.0	274.1	305.7	415.2	456.0	248.3	393.3	368.6	423.0	514.2	544.7
Supplies and requisites	496.7	537.3	825.7	1,218.3	1,181.3	1,110.9	1,111.3	1,258.3	1,266.4	1,274.6	1,285.7
Repairs and maintenance	195.1	99.4	216.5	386.4	316.0	212.0	143.1	222.6	277.1	227.8	217.8
Transportation, communication and utilities	1,035.3	1,038.3	1,366.0	2,050.3	1,633.9	1,597.3	1,728.5	2,047.5	1,989.2	1,921.8	1,965.9
Subscriptions and membership fees to international organizations	32.1	24.5	29.4	37.1	26.5	18.8	28.4	30.8	30.8	25.8	26.1
Social welfare contributions	1,595.3	823.3	1,539.3	1,609.8	2,327.4	1,725.7	2,046.7	1,796.3	1,796.9	2,012.7	2,035.1
Interest payments	1,107.1	956.7	978.3	1,347.6	1,182.3	1,096.9	1,578.0	2,001.5	2,001.5	2,288.3	2,503.7
Subsidies and transfers	690.2	1,774.2	2,544.6	1,754.8	1,004.9	848.6	1,424.8	1,600.9	1,600.9	1,613.2	1,648.3
Food, Electricity, Water, Fisheries & Agriculture	442.1	1,308.5	1,338.1	1,236.9	492.6	334.8	904.3	1,073.3	1,073.3	1,078.4	1,106.2
Pensions	248.1	465.7	1,206.5	517.9	512.3	513.8	520.5	527.6	527.6	534.8	542.1

Particulars	2012	2013	2014	2015	2016	2017	2018	2019	2019	2020	2021
	Actual	Actual	Actual	Actual	Actual	Actual	Revised	Proposed	Approved	Approved	Approved
Capital expenditure and net lending	2,793.5	1,957.6	2,457.2	4,603.1	9,122.0	7,465.0	8,537.2	8,147.8	8,634.4	9,952.7	8,724.8
Development expenditure	2,883.7	2,093.0	2,579.4	4,707.2	9,165.5	7,542.4	8,723.5	8,326.4	8,813.0	10,094.8	8,942.4
Foreign Loan-financed	1,131.6	1,176.9	188.4	635.1	2,801.4	2,706.2	3,919.1	3,018.2	3,018.2	3,488.3	3,768.8
Domestic Loan-financed	0.0	0.0	0.0	0.0	0.0	1.8	4.5	20.6	18.8	6.1	0.0
Grant Financed	154.8	36.4	84.1	79.6	129.9	178.2	486.2	655.7	654.1	767.0	481.8
Domestic PSIP	522.6	645.2	1,702.5	2,402.7	4,149.5	3,005.0	2,686.7	2,933.0	3,385.6	4,271.6	3,121.5
Others	1,074.7	234.5	604.3	1,589.8	2,084.7	1,651.1	1,627.0	1,698.9	1,736.3	1,561.7	1,570.4
Net lending 3/	(90.2)	(135.5)	(122.2)	(104.0)	(43.5)	(77.4)	(186.3)	(178.6)	(178.6)	(142.1)	(217.6)
Memorandum item:											
Total Capital Expenditure	4,736.2	3,725.2	3,998.3	5,934.1	10,661.6	9,995.9	10,851.0	11,235.9	11,722.5	12,917.8	12,308.5
Loan repayment	1,806.1	1,632.2	1,413.3	1,171.9	1,382.4	2,404.4	2,107.5	2,887.9	2,887.9	2,801.5	3,344.4
Capital contributions to foreign institutions 2/	46.4	0.0	5.6	55.1	113.8	49.2	20.0	21.6	21.6	21.6	21.6
Govt Budget TOTAL	15,052.7	15,298.5	17,958.3	22,667.9	26,802.7	24,951.1	27,964.6	29,647.4	30,251.7	31,976.2	31,752.0

2/ Includes IMF quota, 1999 11.2

3/ Net lending is not included in the regular budget

Source: Ministry of Finance

8.4 FUNCTIONAL CLASSIFICATION OF CENTRAL GOVERNMENT EXPENDITURE, 2017 - 2021

(In million Rupee)

Particulars	2012	2013	2014	2015	2016	2017	2018	2019	2019	2020	2021
	Actual	Actual	Actual	Actual	Actual	Actual	Revised	Proposed	Approved	Approved	Approved
Total Budget	-	-	-	-	-	24,951.1	27,964.6	29,647.4	30,251.7	31,976.2	31,752.0
General Public Services	-	-	-	-	-	4,640.8	4,824.8	6,502.7	6,566.0	6,532.7	7,313.9
Executive and legislative organs, financial and fiscal affairs, external affairs	-	-	-	-	-	996.1	948.4	1,429.8	1,496.9	1,341.2	1,368.3
General Services	-	-	-	-	-	143.4	190.9	183.5	179.7	101.8	97.5
Public Debt Transactions	-	-	-	-	-	3,501.3	3,685.5	4,889.4	4,889.4	5,089.8	5,848.1
Defense	-	-	-	-	-	2,659.1	2,888.1	2,795.6	2,795.6	2,774.3	2,734.2
Military Defense	-	-	-	-	-	1,101.6	1,204.8	1,113.4	1,113.4	1,091.1	1,091.3
Civil Defense	-	-	-	-	-	130.8	132.7	145.0	145.0	146.5	147.1
Police Services	-	-	-	-	-	1,411.7	1,530.6	1,535.7	1,535.7	1,536.7	1,495.8
Fire Protection	-	-	-	-	-	15.0	19.9	1.6	1.6	0.0	0.0
Public Order & Safety	-	-	-	-	-	932.5	850.8	934.7	974.7	911.6	911.9
Law Courts	-	-	-	-	-	586.5	585.7	609.4	646.4	611.3	611.2
Prisons	-	-	-	-	-	346.0	265.1	325.3	328.3	300.2	300.7
Economic Affairs	-	-	-	-	-	3,898.7	5,935.2	5,278.4	5,347.7	6,206.0	4,953.9
General Economic, Commercial & Labor Affairs	-	-	-	-	-	1,953.0	1,812.0	1,870.5	1,817.1	1,757.0	1,381.5
Agriculture, Forestry, Fishing & Hunting	-	-	-	-	-	78.8	179.8	136.9	136.9	147.1	149.0
Fuel & Energy	-	-	-	-	-	14.3	195.2	187.5	187.5	319.3	427.5
Transport	-	-	-	-	-	1,794.7	3,668.7	2,971.0	3,075.6	3,900.6	2,913.4
Communication	-	-	-	-	-	57.9	79.6	112.5	130.6	82.1	82.4
Environmental Protection	-	-	-	-	-	988.1	1,190.1	1,588.7	1,690.2	2,291.4	2,425.5
Waste Management	-	-	-	-	-	97.9	129.5	231.2	231.7	306.5	852.7
Waste Water Management	-	-	-	-	-	663.7	863.9	1,164.2	1,241.2	1,754.6	1,379.6
Pollution abatement	-	-	-	-	-	4.3	5.1	4.4	4.4	4.4	4.4
Protection of Biodiversity & Landscape	-	-	-	-	-	139.8	81.7	83.0	107.0	155.5	118.0

Particulars	2012	2013	2014	2015	2016	2017	2018	2019	2019	2020	2021
	Actual	Actual	Actual	Actual	Actual	Actual	Revised	Proposed	Approved	Approved	Approved
R&D Environmental Protection	-	-	-	-	-	9.2	8.8	11.8	11.8	11.8	11.8
Environmental Protection N.E.C	-	-	-	-	-	73.3	101.2	94.1	94.1	58.6	58.9
Housing & Community Amenities	-	-	-	-	-	1,486.1	1,167.7	1,609.3	1,709.9	2,241.5	2,416.2
Housing Development	-	-	-	-	-	500.4	262.6	464.1	547.1	1,040.7	1,387.3
Community Development	-	-	-	-	-	842.3	831.0	992.1	1,004.5	950.1	929.5
Water Supply	-	-	-	-	-	142.9	70.3	152.5	145.2	250.7	99.3
Street Lighting	-	-	-	-	-	0.6	3.8	0.7	1.2	0.0	0.0
Housing & Community Amenities N.E.C	-	-	-	-	-	0.0	0.0	0.0	12.0	0.0	0.0
Health	-	-	-	-	-	3,750.4	3,257.5	3,059.0	3,094.2	2,788.9	2,683.7
Hospital Services	-	-	-	-	-	3,417.0	3,011.2	2,804.3	2,839.5	2,521.3	2,413.5
Public Health Services	-	-	-	-	-	333.4	246.3	254.7	254.7	267.6	270.2
Recreation, Culture & Religion	-	-	-	-	-	816.1	845.5	777.7	844.3	560.9	731.1
Recreational & Sporting Services	-	-	-	-	-	230.7	272.4	196.8	241.8	142.3	338.5
Cultural Services	-	-	-	-	-	27.0	26.9	23.6	37.3	36.7	32.2
Broadcasting & Publishing Services	-	-	-	-	-	7.1	6.4	6.5	6.5	6.5	6.5
Religious & Other Community Services	-	-	-	-	-	551.3	539.7	550.8	558.7	375.4	353.8
Education	-	-	-	-	-	2,832.9	3,093.8	3,276.9	3,400.1	3,788.5	3,619.2
Tertiary Education	-	-	-	-	-	390.6	619.1	601.6	678.6	789.8	809.6
Education N.E.C	-	-	-	-	-	2,442.3	2,474.8	2,675.3	2,721.5	2,998.7	2,809.6
Social Protection	-	-	-	-	-	2,946.4	3,911.0	3,824.3	3,829.0	3,880.3	3,962.4
Sickness & Disability	-	-	-	-	-	1,219.2	1,602.5	1,293.0	1,293.0	1,306.2	1,322.8
Old Age	-	-	-	-	-	1,249.3	1,283.2	1,318.8	1,318.8	1,356.1	1,395.3
Survivors	-	-	-	-	-	57.7	40.2	37.5	37.5	37.5	37.5
Family & Children	-	-	-	-	-	80.4	80.0	86.2	90.9	86.5	85.2
Social Protection N.E.C	-	-	-	-	-	339.8	905.1	1,088.8	1,088.8	1,094.0	1,121.6

* Functional classification as per GFSM 2014 effective 2017 onwards

Source: Ministry of Finance

8.5 FOREIGN GRANTS BY PRINCIPAL DONORS, 2012 - 2021

(In million Rufiyaa)

Particulars	2012	2013	2014	2015	2016	2017	2018	2019	2019	2020	2021
	Actual	Actual	Actual	Actual	Actual	Actual	Revised	Proposed	Approved	Approved	Approved
Total grants	366.7	117.6	165.3	636.9	253.2	365.5	589.8	1,064.3	1,364.3	853.4	568.2
Current	144.3	43.3	63.9	486.4	79.9	135.8	53.0	339.3	640.9	24.2	24.3
Capital	222.4	74.4	101.4	150.5	173.2	208.0	524.8	713.7	712.1	817.8	532.6
Bilateral	194.4	47.5	81.7	432.3	63.3	155.9	101.6	256.3	256.3	50.7	28.4
America	0.6	0.0	-	0.0	0.7	1.2	-	-	-	-	-
Abu Dhabi	-	-	-	-	-	76.7	-	1.3	1.3	1.3	1.3
Brunei	1.6	1.2	0.5	0.4	-	-	-	-	-	-	-
Canada	-	-	-	-	-	0.0	-	0.0	-	0.0	0.0
China	-	-	1.5	17.5	24.5	2.6	0.4	0.0	0.0	0.0	0.0
Denmark	-	0.6	0.6	0.7	-	-	0.2	-	-	-	-
Finland	-	3.2	3.2	-	-	-	-	-	-	-	-
Germany	-	4.2	16.5	-	-	-	-	-	-	-	-
India	37.2	17.1	24.4	0.0	3.7	-	-	-	-	-	-
Italy	-	-	-	-	-	10.8	-	-	-	-	-
Japan	40.6	10.0	3.8	3.1	6.9	0.1	25.4	30.9	30.9	0.0	0.0
Kuwait	6.4	1.2	13.8	0.5	-	-	-	-	-	-	-
Kuwait Fund	-	-	-	0.7	-	-	-	-	-	-	-
Netherlands	-	-	0.6	0.0	-	-	3.2	16.1	16.1	24.1	24.1
Pakistan	-	-	-	32.6	-	0.0	9.9	38.4	38.4	25.2	3.0
Saudi Arabia	-	-	16.8	10.8	23.8	64.2	62.5	169.6	169.6	-	-
Saudi Fund	-	-	-	364.0	1.5	-	-	-	-	-	-
South Korea	-	-	-	-	0.1	0.1	-	-	-	-	-
Sri Lanka	107.9	9.9	-	-	-	-	-	-	-	-	-
Thailand	-	0.2	-	-	-	-	-	-	-	-	-
Turkey	-	-	-	0.0	-	0.1	0.0	-	-	-	-
United Arab Emirates	-	-	-	2.1	2.1	-	-	-	-	-	-

Particulars	2012	2013	2014	2015	2016	2017	2018	2019	2019	2020	2021
	Actual	Actual	Actual	Actual	Actual	Actual	Revised	Proposed	Approved	Approved	Approved
Multilateral	172.2	70.1	83.6	204.6	189.9	209.6	488.2	808.0	1,108.0	802.7	539.8
ADB	0.1	-	2.2	11.4	15.5	17.0	165.7	161.4	161.4	188.8	216.1
AFPPD	-	-	0.1	0.0	0.1	0.1	-	-	-	-	-
Asia Pacific Forum	-	-	-	0.0	0.1	0.0	0.0	0.0	0.0	0.0	0.0
Common Wealth	0.1	-	-	0.4	0.2	-	-	-	-	-	-
Caritas Italiana	-	-	-	2.4	0.2	-	-	-	-	-	-
European Union	-	0.2	-	0.1	0.2	-	0.5	0.2	0.2	0.2	0.2
FAO	0.2	0.2	1.0	0.6	0.1	0.7	0.2	0.3	0.3	0.3	0.3
FBO	-	-	-	1.3	0.3	0.2	0.3	0.0	0.0	0.0	0.0
GEF	0.2	0.6	-	-	-	-	0.1	0.1	0.1	0.1	0.1
IDA	56.0	5.3	0.0	0.4	-	-	-	-	-	-	-
IDB	-	-	0.4	0.1	-	-	-	-	-	-	-
IFAD	-	-	-	0.1	10.4	7.1	19.5	4.1	4.1	2.0	-
IPU	-	-	-	0.0	0.0	-	-	-	-	-	-
IUTL	-	-	-	-	0.3	0.3	0.5	0.4	0.4	0.4	0.4
LBO	0.8	-	-	11.4	11.4	10.1	0.9	0.8	0.8	0.8	0.8
NGO	3.8	3.0	5.5	4.5	3.6	1.8	2.0	1.2	1.2	1.2	1.2
OECD	-	-	-	-	-	0.1	0.1	0.1	0.1	0.1	0.1
OFID	-	-	-	-	-	4.1	-	-	-	-	-
SAARC	14.4	8.1	11.1	12.8	0.8	5.1	2.3	1.3	1.3	1.3	1.3
UNFCCC	-	-	-	-	-	5.6	21.6	6.6	6.6	0.0	0.0
UNDP	6.5	17.5	1.6	8.3	4.7	3.0	2.6	0.7	0.7	0.6	0.6
UNEP	0.8	2.9	5.0	9.4	3.8	15.8	7.6	6.2	6.2	6.2	6.2
UNESCAP	0.4	0.4	0.4	0.2	-	0.2	0.3	0.3	0.3	0.3	0.3
UNESCO	0.5	0.8	0.2	0.2	0.4	0.3	0.2	-	-	-	-
UNFPA	1.4	0.6	1.8	0.7	0.5	0.2	0.1	0.1	0.1	0.1	0.1
UNICEF	8.4	4.4	7.5	9.6	9.5	11.0	9.4	9.1	9.1	9.1	9.2
UNIDO	0.4	1.5	0.8	0.6	-	0.3	0.2	0.1	0.1	0.1	0.1
UNITAR	1.7	-	-	-	-	0.6	0.1	0.1	0.1	0.1	0.1
UNODC	0.5	-	-	0.0	-	-	-	-	-	-	-

Particulars	2012	2013	2014	2015	2016	2017	2018	2019	2019	2020	2021
	Actual	Actual	Actual	Actual	Actual	Actual	Revised	Proposed	Approved	Approved	Approved
UNOPS	-	2.3	4.1	7.0	12.1	7.7	0.3	-	-	-	-
UNSD	-	-	-	-	0.1	0.4	-	-	-	-	-
US Aid /America	-	-	1.7	5.7	-	-	-	-	-	-	-
WHO	3.7	1.4	3.4	1.3	3.8	2.3	2.1	1.6	1.6	1.6	1.6
WORLD BANK	68.8	20.9	34.7	107.9	92.2	101.5	237.6	143.7	143.7	161.7	153.4
WTO	-	-	-	-	0.0	-	-	-	-	-	-
Other	-	-	-	8.3	19.4	14.0	14.0	469.7	769.7	427.8	147.8

Source: Ministry of Finance

8.6 EXPENDITURE ON MAJOR PROJECTS FINANCE BY FOREIGN LOANS, 2012 - 2021

(In million Rufiyaa)

Particulars	2012	2013	2014	2015	2016	2017	2018	2019	2019	2020	2021
	Actual	Actual	Actual	Actual	Actual	Actual	Revised	Proposed	Approved	Approved	Approved
Total spending	1,145.8	1,187.2	188.4	648.4	2,987.3	2,712.9	3,941.5	3,064.4	3,064.4	3,579.8	3,943.4
Projects	1,145.8	1,187.2	188.4	648.4	2,987.3	2,712.9	3,941.5	3,064.4	3,064.4	3,579.8	3,943.4
Saudi Fund											
Reconstruction and Development of Ga. Atoll	5.3	14.6	14.5	-	-	-	6.1	-	-	-	-
Reconstruction of fishing Harbours In Maldives	148.5	23.3	11.0	-	-	-	-	-	-	-	-
Ibrahim Nasir International Airport Development Project (Terminal)	-	-	-	-	-	38.8	359.8	185.0	185.0	316.5	324.8
Hulhumale' Island Development Project	-	-	-	-	-	7.6	33.7	279.3	279.3	331.9	396.8
S.Hithadhoo Regional Hospital Project	-	-	-	-	-	25.2	27.3	129.9	129.9	-	-
Affordable Housing Project	-	-	-	-	-	-	-	9.6	9.6	19.3	38.5
Development of Fisheries Sector	-	-	-	-	-	-	-	9.6	9.6	19.3	38.5
Abu Dhabi Fund											
Housing and Infrastructure project in Tsunami affected areas	87.6	21.2	9.8	11.4	-	-	-	-	-	-	-
Small Scale Waste-to-Energy Project - Zone 7	-	-	-	-	-	-	16.1	9.4	9.4	18.7	26.3
Terminal Development Project at Velana International Airport	-	-	-	-	-	12.9	-	188.6	188.6	283.7	207.1
Kuwait Fund											
Rehabilitation of Tsunami Damage Utilities Project	9.1	-	-	-	-	-	-	-	-	-	-
Water Supply and Sewerage in Gn.Fuwammulah	-	-	-	-	22.5	39.2	31.7	41.4	41.4	25.3	2.3
Coastal Protection in Gn.Fuwammulah	-	-	-	-	-	-	-	36.7	36.7	58.0	76.4
Terminal Development Project at Velana International Airport	-	-	-	-	-	-	-	152.7	152.7	216.4	254.6
Japan											
Post Tsunami Recovery and Reconstruction	7.1	-	-	-	-	-	-	-	-	-	-
French Development Agency (AFD)											
Rehabilitation of Harbors and Creation of Sewerage network	49.1	66.5	52.9	82.8	6.7	4.6	-	-	-	-	-
International Development Association (IDA)											
Mobile phone banking	18.5	-	-	-	-	-	-	-	-	-	-

Particulars	2012	2013	2014	2015	2016	2017	2018	2019	2019	2020	2021
	Actual	Actual	Actual	Actual	Actual	Actual	Revised	Proposed	Approved	Approved	Approved
Maldives Environment Management Project	56.4	49.7	-	-	-	-	-	-	-	-	-
Pension and Social Protection Administration Project	11.1	10.3	-	-	-	-	-	-	-	-	-
International Fund for Agriculture Development (IFAD)											
Post Tsunami Agriculture and Fisheries Rehabilitation Project	14.6	0.0	1.7	-	2.7	-	-	-	-	-	-
Fisheries and Agriculture Diversification Project	4.2	2.7	4.0	9.0	15.2	3.9	1.4	-	-	-	-
Islamic Development Bank (IDB)											
Construction of Basic housing in Tsunami affected islands	22.6	0.5	-	-	-	-	-	-	-	-	-
Construction of Harbours for Tsunami Victims	59.7	29.9	-	-	-	-	-	-	-	-	-
Quarantine facility	-	-	0.3	0.2	-	0.1	-	5.3	5.3	23.9	26.6
SME Co-Finance	-	-	6.2	-	-	-	-	-	-	-	-
Reconstruction of Harbours (Concessional)	-	-	5.1	2.2	83.8	-	-	-	-	-	-
Reconstruction of Harbours (Istisna)	-	-	-	-	-	-	-	23.8	-	-	-
Sanitation in 5 islands	-	-	-	-	2.3	31.2	11.6	73.3	73.3	93.9	-
Reconstruction of Harbours Phase II (additional financing)	-	-	-	-	-	162.9	20.8	-	23.8	-	-
Micro Small & Medium Enterprises Development Project	-	-	-	4.3	31.2	-	-	-	-	-	-
Micro Enterprises Development Project	-	-	-	-	-	6.7	11.2	7.0	7.0	10.1	61.6
Greater Male' Environmental Improvement & Waste Management Project	-	-	-	-	-	-	-	7.7	7.7	15.4	38.6
Asian Development Bank (ADB)											
Employment Skills Training Project	3.1	11.1	-	-	-	-	-	-	-	-	-
Regional Development Project Phase 2	1.8	-	-	-	-	-	-	-	-	-	-
Private Sector Development Project	38.7	26.7	-	-	-	-	-	-	-	-	-
Micro Small & Medium Enterprises dev project	-	-	11.6	-	0.1	-	11.2	-	-	-	-
Greater Male' Environmental Improvement & Waste Management Project	-	-	-	-	-	-	-	20.7	20.7	20.7	62.0
SASEC National Single Window Project	-	-	-	-	-	-	-	5.3	5.3	10.6	26.6
OPEC Fund For International Development (OFID)											
Construction of Harbours for Tsunami Victims	14.1	14.0	15.6	27.3	-	-	-	-	-	-	-
Contraction of S.Hithadhoo Hospital	-	-	-	-	-	19.7	38.1	73.3	73.3	-	-
Outer Island Water Supply and Sewerage	-	-	-	3.9	-	73.0	162.4	60.2	60.2	23.2	-
Provision of water supply & sewerage project	-	-	-	-	1.4	-	-	-	-	-	-
Provision of water supply & waste management project (Phase II)	-	-	-	-	-	76.6	196.2	112.0	112.0	166.3	217.1
Terminal Development Project at Ibrahim Nasir International Airport	-	-	-	-	-	-	-	154.0	154.0	272.3	202.4

Particulars	2012	2013	2014	2015	2016	2017	2018	2019	2019	2020	2021
	Actual	Actual	Actual	Actual	Actual	Actual	Revised	Proposed	Approved	Approved	Approved
Construction of Harbours	-	-	-	-	-	-	-	15.4	15.4	46.2	61.6
Establishment of Sewerage systems	-	-	-	-	-	-	-	15.4	15.4	46.2	61.6
Danish Commercial Loan (DENIDA)											
Fourth Power Generation Project	19.5	100.2	-	-	-	-	-	-	-	-	-
Fourth Power Supplementary Loan	-	-	37.0	-	-	-	-	-	-	-	-
EXIM Bank / China											
1000 Housing Units in Hulumale'	471.9	94.4	-	-	-	-	-	-	-	-	-
Development of 1500 Housing Units in Maldives (Phase II)	-	722.1	-	408.2	727.4	269.3	63.2	72.2	72.2	-	-
Ibrahim Nasir international Airport Development Project (Runway & Taxiway)	-	-	-	-	1,692.2	636.0	1,572.2	978.0	978.0	878.2	-
Male-Hulhule Bridge Project	-	-	-	-	262.4	154.4	588.9	53.3	53.3	-	-
EXIM Bank / India											
Construction of 485 Housing Units in Maldives (Phase III)	102.9	-	18.7	99.1	-	-	-	30.0	30.0	110.1	129.1
Standby Credit Facility	-	-	-	-	64.3	-	-	-	-	-	-
European Investment Bank (EIB)											
Preparing Outer Island for Sustainable Energy (POISED)	-	-	-	-	-	-	-	89.2	89.2	191.7	280.8
Asian Infrastructure Investment Bank (AIIB)											
Greater Male' Environmental Improvement & Waste Management Project	-	-	-	-	-	-	-	7.7	7.7	38.6	96.4
World Bank											
Public Finance Management Strengthening Project	-	-	-	-	-	-	-	15.0	15.0	28.3	24.8
Maldives Urban Development and Resilience Project	-	-	-	-	-	-	-	5.8	5.8	11.6	-
Enhancing Employability and Resilience for youth in Maldives	-	-	-	-	-	-	-	3.5	3.5	11.6	23.1
Other											
Terminal Development at Velana International Airport - Additional Financing	-	-	-	-	-	-	-	-	-	-	825.0
Male' Water Crisis Management Project	-	-	-	-	75.0	-	-	-	-	-	-
Construction of Dharumavantha Hospital	-	-	-	-	-	1,150.6	48.3	-	-	-	-
Dharumavantha Hospital major medical equipment & accessories	-	-	-	-	-	-	741.2	92.5	92.5	76.0	-
SIFCO/POLCO Housing	-	-	-	-	-	-	-	101.7	101.7	215.7	440.7

Source: Ministry of Finance

8.7 FOREIGN LOANS BY LENDING AGENCY, 2012 - 2021

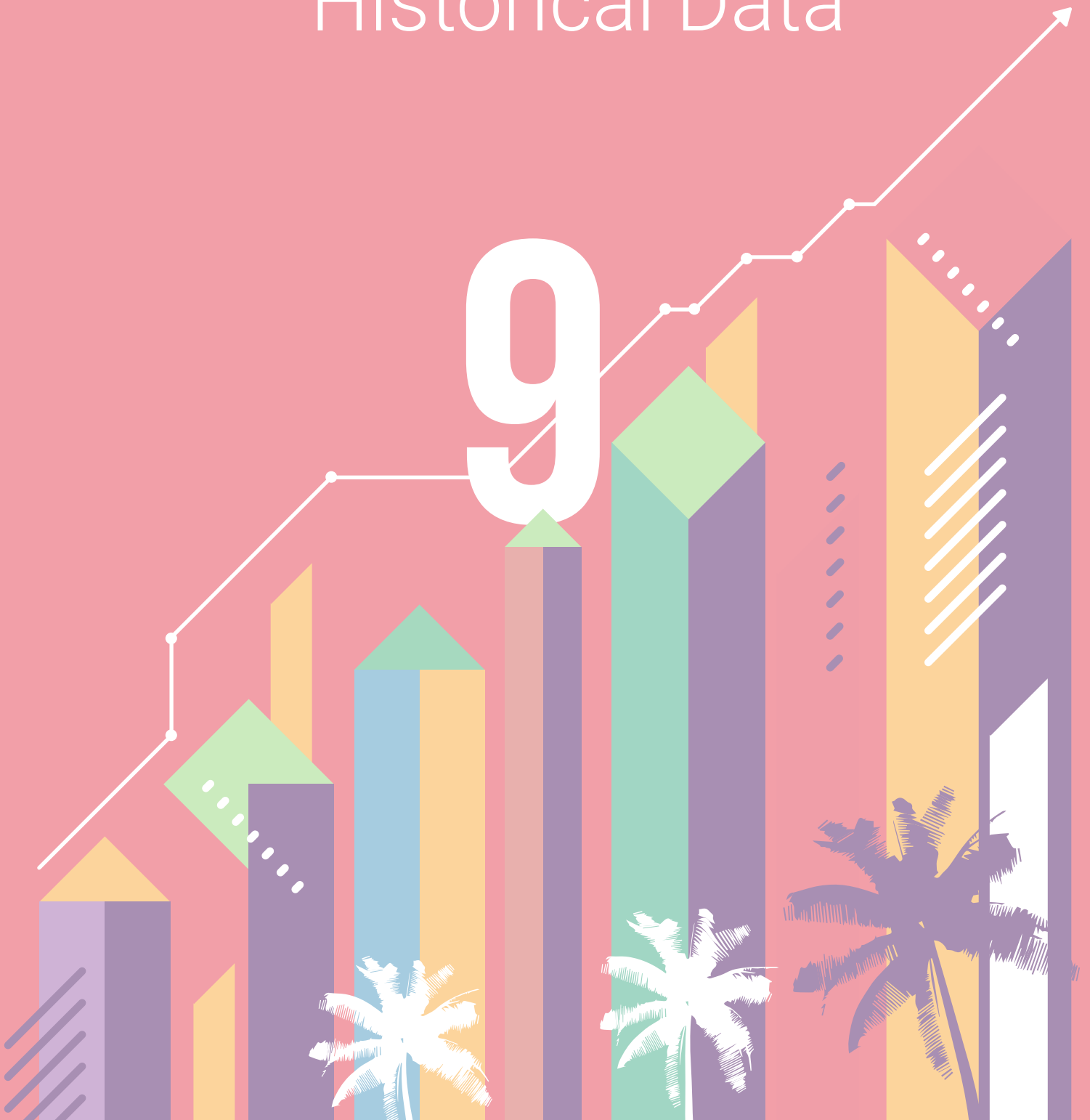
(In million Rufiyaa)

Particulars	2012	2013	2014	2015	2016	2017	2018	2019	2019	2020	2021
	Actual	Actual	Actual	Actual	Actual	Actual	Revised	Proposed	Approved	Approved	Approved
Total disbursements	1,145.9	1,187.2	188.4	648.4	2,847.9	2,712.9	3,941.5	3,064.4	3,064.4	3,579.8	3,943.4
Bilateral	257.7	59.1	35.2	11.4	22.5	123.8	474.8	1,042.2	1,042.2	1,289.0	1,365.3
Saudi Arabia	153.8	37.9	25.5	-	-	71.6	427.0	613.5	613.5	686.9	798.7
Kuwait Fund	9.1	-	-	-	22.5	39.2	31.7	230.8	230.8	299.7	333.2
Japan	7.1	-	-	-	-	-	-	-	-	-	-
Abu Dhabi Fund	87.6	21.2	9.8	11.4	0.0	12.9	16.1	197.9	197.9	302.4	233.4
Multilateral	888.2	1,128.1	153.2	637.0	2,825.4	2,589.1	3,466.7	2,022.2	2,022.2	2,290.8	2,578.1
OPEC Fund (OFID)	14.1	14.0	15.6	31.2	1.4	169.3	396.7	430.3	430.3	554.3	542.8
IDA	86.1	60.0	-	-	-	-	-	-	-	-	-
ADB	43.6	37.8	11.6	-	0.1	-	11.2	26.0	26.0	31.3	88.6
IDB	82.2	30.3	11.6	6.7	117.4	200.9	43.6	117.1	117.1	143.4	126.8
IFAD	18.9	2.7	5.7	9.0	17.8	3.9	1.4	-	-	-	-
Exim Bank - China	471.9	816.5	-	408.2	2,682.0	1,059.8	2,224.3	1,103.4	1,103.4	878.2	-
Exim Bank - India	102.9	-	18.7	99.1	-	-	-	30.0	30.0	110.1	129.1
European Investment Bank (EIB)	-	-	-	-	-	-	-	89.2	89.2	191.7	280.8
French Development Agency (AFD)	49.1	66.5	52.9	82.8	6.7	4.6	-	-	-	-	-
DANIDA	19.5	100.2	37.0	-	-	-	-	-	-	-	-
AIIB	-	-	-	-	-	-	-	7.7	7.7	38.6	96.4
World Bank	-	-	-	-	-	-	-	24.2	24.2	51.4	47.9
Others	-	-	-	-	-	1,150.6	789.5	194.2	194.2	291.7	1,265.7

Source: Ministry of Finance

Historical Data

9



9.1 Summary of Government Cash Inflow 1998 - 2017

(In Million Rufiyaa)

	1998	1999	2000	2001	2002	2003	2004	2005	2006	2007	2008	2009	2010	2011	2012	2013	2014	2015	2016	2017	
Tax Revenue	933.2	1,011.7	1,057.4	1,093.3	1,156.5	1,342.8	1,745.5	1,798.1	2,469.6	2,905.2	3,500.4	2,736.3	3,004.2	4,971.5	6,880.1	8,872.8	10,837.9	12,270.6	13,293.0	14,742.4	
Import Duty	576.5	628.5	652.6	661.7	692.1	817.1	1,135.9	1,245.7	1,684.0	2,086.5	2,448.8	1,848.8	2,055.8	2,586.5	1,369.0	1,575.9	1,975.2	2,346.4	2,487.4	2,799.4	
Tourism Tax	257.7	276.0	276.6	292.7	305.2	359.8	409.5	345.0	495.7	547.3	566.6	531.4	597.3	750.8	804.7	861.6	804.8	0.6	0.2	0.0	
Bank Profit Tax	35.4	42.1	46.9	52.4	50.9	46.2	48.6	65.7	91.4	169.0	240.8	245.7	203.1	229.9	313.2	355.0	482.4	512.7	491.7	649.9	
Green Tax	-	-	-	-	-	-	-	-	-	-	-	-	-	-	-	-	-	-	-	623.1	696.2
GGST	-	-	-	-	-	-	-	-	-	-	-	-	-	243.0	1,005.7	1,538.4	1,512.9	1,904.2	2,328.1	2,683.0	
TGST	-	-	-	-	-	-	-	-	-	-	-	-	-	665.3	1,553.6	2,154.7	3,001.8	4,150.3	3,920.7	4,198.5	
BPT	-	-	-	-	-	-	-	-	-	-	-	-	-	34.9	1,401.3	1,881.0	2,471.4	2,673.6	2,215.9	2,106.6	
Royalty	30.5	34.4	43.6	46.7	64.8	74.1	98.2	75.3	99.2	92.5	133.6	81.6	73.2	78.6	76.6	101.4	89.1	78.6	74.1	77.1	
Airport Service Charge	-	-	-	-	-	-	-	-	-	-	-	-	-	-	-	-	-	-	-	-	
Other Tax	33.1	30.7	37.7	39.8	43.5	45.6	53.3	66.4	99.3	102.4	110.6	27.2	39.3	45.1	56.1	54.6	68.3	107.5	614.4	825.5	
Non-Tax Revenue	897.3	1,116.7	1,224.8	1,279.9	1,499.4	1,840.2	1,863.1	2,139.8	2,952.5	3,768.9	3,642.3	3,264.1	4,516.4	4,608.3	3,028.0	3,045.7	4,288.8	4,385.3	5,019.9	5,299.0	
SOE Dividends	276.5	369.9	363.7	389.9	433.4	589.4	571.4	622.8	742.1	803.9	1,014.7	676.8	1,080.3	973.7	664.3	489.9	782.1	490.6	637.3	804.0	
Government Building Rents	18.8	16.7	18.3	18.9	20.5	22.7	25.2	29.1	23.6	31.7	20.2	31.2	23.9	20.2	16.9	20.6	22.1	23.3	21.6	42.5	
Resort Lease Rent	267.4	351.9	416.7	423.2	577.9	539.9	512.0	566.8	1,281.3	1,668.7	1,403.2	898.4	1,106.3	1,152.2	1,031.2	1,106.3	1,534.5	1,247.0	1,357.4	1,488.6	
Land Rent	6.4	8.5	9.8	9.9	23.1	35.8	35.3	32.8	43.4	92.9	81.3	61.2	84.6	81.3	78.8	79.0	78.9	89.9	111.7	125.4	
Expatriate Visa Charges	45.0	49.5	52.6	13.2	4.0	4.2	4.3	4.3	4.9	4.8	-	78.7	170.0	183.5	183.5	193.5	236.6	259.5	272.7	283.2	
Work Permit Fee	-	-	-	76.1	79.9	86.8	98.3	105.6	140.5	181.6	204.1	114.3	-	0.0	0.0	-	-	-	-	0.0	
Subsidiary Loan Repayments	57.7	58.9	69.1	56.1	62.7	199.9	240.1	135.3	105.0	121.8	167.8	154.6	181.3	407.7	136.6	135.5	127.7	159.1	156.8	126.5	
Subsidiary Loan Service Charge	96.3	91.5	85.2	79.1	92.5	100.0	71.3	85.7	77.1	157.1	126.8	95.6	48.0	62.8	40.6	36.9	33.0	32.1	26.6	102.9	
Lease Period Extension	-	-	-	-	-	-	-	-	-	-	-	-	-	-	-	-	-	-	-	-	
Other Non-Tax	112.5	144.5	186.2	172.6	165.0	202.2	243.7	295.8	440.9	507.3	535.9	563.8	875.0	1,655.2	785.1	865.1	1,029.0	813.2	1,697.1	2,208.5	
Fund Accounts	16.7	25.3	23.2	40.9	40.4	59.3	61.5	261.6	78.1	96.8	81.2	57.2	-	71.7	91.0	118.9	164.5	172.4	168.9	-	
Government Loan Accounts	-	-	-	-	-	-	-	-	15.6	9.8	7.1	22.4	-	-	-	-	-	-	-	-	
Privatisation	-	-	-	-	-	-	-	-	-	-	-	510.0	946.9	-	-	-	-	-	-	-	
Domestic Total	1,830.5	2,128.4	2,282.2	2,373.2	2,655.9	3,183.0	3,608.6	3,937.9	5,422.1	6,674.1	7,142.7	6,000.4	7,520.6	9,579.8	9,908.0	11,918.6	15,126.7	16,656.0	18,312.9	20,041.4	
Foreign Cash Grants	30.2	22.6	35.8	44.1	60.1	51.2	58.8	58.2	74.2	108.1	55.6	52.9	47.6	318.4	144.3	43.3	63.9	486.4	79.9	132.8	
Foreign Cash Loans	-	-	-	-	-	-	-	-	-	191.3	382.5	-	-	-	-	-	-	-	-	-	
Foreign Project Grants	134.3	140.1	130.1	167.6	72.4	72.4	14.1	766.4	793.2	935.9	461.4	368.6	106.9	414.1	222.4	74.4	101.4	150.5	173.2	210.9	
Foreign Project Loans	248.2	207.6	129.3	299.6	556.9	594.1	595.8	467.3	806.1	816.5	755.1	365.2	1,283.0	1,398.4	1,145.9	1,187.2	188.4	648.4	2,987.3	2,712.9	
Budget support loan - Foreign	-	-	-	-	-	-	-	-	-	-	-	637.5	-	486.1	567.3	-	453.3	-	-	-	
Budget support loan - Domestic	-	-	-	-	-	-	-	-	-	-	-	-	-	-	300.0	-	-	-	-	-	
Trade Credit	-	-	-	-	-	-	-	-	-	-	-	413.7	-	-	-	-	-	-	-	-	
Total	2,243.2	2,498.7	2,577.4	2,884.5	3,345.3	3,900.7	4,277.3	5,229.8	7,095.6	8,725.9	8,797.3	7,838.2	8,958.2	12,196.8	12,287.8	13,223.4	15,933.7	17,941.3	21,553.3	23,098.2	

9.2 Summary of Government Cash Outflow 1998 - 2017

(In Million Rufiyaa)

	1997	1998	1999	2000	2001	2002	2003	2004	2005	2006	2007	2008	2009	2010	2011	2012	2013	2014	2015	2016	2017
Recurrent Expenditure	1,182.0	1,297.9	1,545.5	1,875.9	1,971.4	2,109.4	2,345.7	2,788.1	4,642.8	5,607.8	6,560.0	7,463.2	8,765.0	8,428.1	9,075.8	10,316.5	11,573.2	13,960.0	16,733.7	16,141.0	14,955.1
Wages and Salaries	269.9	290.7	366.1	466.9	505.8	533.9	564.1	718.7	974.3	1,085.1	1,208.5	1,917.6	2,596.8	2,298.2	2,424.8	2,532.2	2,981.1	3,027.0	3,353.4	3,526.7	3,480.4
Other Allowances	189.0	212.4	282.3	363.1	413.7	438.9	471.3	567.6	713.1	840.1	987.7	1,648.5	2,146.0	1,880.1	1,856.3	2,027.0	2,624.7	2,801.5	3,467.3	3,371.8	3,491.5
Pensions and Gratuities	12.9	13.8	18.9	23.6	27.3	31.3	35.0	40.5	65.1	74.4	84.5	196.0	381.4	404.7	395.4	406.0	787.0	1,398.9	1,422.6	1,439.5	1,462.0
Travel Expenses	44.2	49.4	56.4	61.2	57.3	58.6	58.7	67.2	91.4	120.0	156.3	173.5	133.3	103.0	136.5	139.6	118.5	133.5	188.9	186.9	176.7
Supplies and Requisites	134.1	172.2	206.8	221.3	238.6	212.4	265.0	288.9	339.5	414.7	399.1	435.7	345.7	315.8	353.7	430.3	388.4	492.0	590.8	612.1	561.0
Repair and Maintenance	57.4	61.4	71.7	85.1	86.6	92.2	105.8	115.0	125.3	175.8	192.5	181.1	138.2	121.9	127.9	195.1	99.4	216.5	386.4	316.0	212.0
Telephone	24.9	31.3	44.4	59.1	61.3	58.8	58.1	71.2	76.7	83.7	81.0	82.6	69.2	67.8	56.4	55.8	49.6	55.6	74.2	64.3	65.1
Electricity	40.7	47.3	55.2	68.4	70.8	85.3	89.3	102.1	129.9	186.2	210.1	240.1	217.7	273.9	315.8	357.8	384.2	515.2	597.3	516.5	510.0
Other Communication and Service Charges	170.4	168.1	185.5	223.9	226.6	247.7	264.5	342.7	390.9	538.1	885.5	899.3	764.5	643.5	685.9	688.0	753.4	1,129.0	2,006.1	1,622.5	1,022.1
Domestic Loans Service Charges	49.1	44.8	54.1	65.2	75.7	85.4	80.1	70.6	75.7	107.7	106.6	107.4	295.5	551.2	589.5	949.9	828.3	781.0	1,188.5	1,010.7	910.0
Foreign Loan Service Charges	38.0	36.8	44.6	41.2	40.8	51.1	55.1	68.0	79.2	91.1	127.7	172.6	322.4	124.6	136.4	157.2	128.4	197.4	159.2	171.6	186.9
Subsidies	15.2	16.2	8.8	7.8	6.1	5.1	4.2	12.2	186.9	102.3	113.1	409.5	326.7	389.5	748.9	442.1	1,308.5	175.9	66.4	11.4	47.3
Grants to Private Parties/ Individuals	32.3	42.4	41.4	44.1	45.8	46.8	87.9	103.3	92.7	106.2	129.1	322.4	134.2	426.8	586.7	1,328.5	531.5	143.4	217.1	192.2	169.6
Subscriptions/ Contributions to Int. Orgs	10.8	8.4	9.9	9.0	9.8	10.3	12.4	12.1	19.4	17.3	20.6	21.2	16.2	13.4	17.2	32.1	24.5	29.4	37.1	26.5	18.8
Scholarship and Fellowship Assistance	56.0	60.6	52.9	60.3	23.2	80.1	105.0	135.9	129.4	148.7	283.3	262.9	245.3	187.6	225.9	308.0	274.1	305.7	415.2	456.0	248.3
Other Assistance and Awards	37.1	42.1	46.5	75.7	82.0	71.5	89.2	72.1	1,153.3	1,516.4	1,614.4	392.8	631.9	626.1	418.5	266.7	291.8	2,558.0	2,563.2	2,616.3	2,393.5
Capital Expenditure	1,182.0	936.9	1,113.6	989.7	1,094.5	1,210.8	1,381.1	1,226.7	1,382.5	1,737.8	2,165.1	3,277.6	2,950.0	3,445.3	4,584.2	4,736.2	3,725.2	3,998.3	5,934.1	10,661.6	9,995.9
Capital Expenditure - Operational	210.5	170.0	288.5	204.5	259.5	120.2	140.3	223.3	293.9	310.9	566.1	297.4	149.4	102.3	277.8	174.0	71.8	279.3	592.0	716.4	443.95
PSIP	489.4	623.7	618.1	604.4	620.4	807.2	941.1	688.3	772.0	763.6	831.5	2,288.9	1,272.1	2,022.0	2,467.1	1,760.9	1,831.1	1,944.1	3,118.2	7,079.0	5,789.8
Budget Contingency	-	-	-	-	-	-	-	-	-	-	-	-	-	-	-	-	-	-	-	-	-
Transfers	-	-	-	-	-	-	-	-	-	-	-	-	-	-	-	-	-	-	-	-	-
Loan Repayments	85.1	118.90	150.90	125.70	153.80	184.50	174.90	192.10	232.80	276.90	392.70	390.30	584.50	877.10	987.60	1,806.08	1,632.21	1,413.34	1,171.88	1,382.38	2,404.35
Investment Outlays	56.2	24.3	56.1	55.1	60.8	98.9	124.8	77.3	61.2	378.3	368.6	293.1	919.0	383.9	851.7	995.2	190.1	361.5	990.5	924.2	651.6
Loans Outlay	0.0	0.0	0.0	0.0	0.0	0.0	0.0	45.7	22.6	8.1	6.2	7.9	25.0	60.0	0.0	0.0	0.0	0.0	61.6	559.6	706.2
Total	2,023.2	2,234.8	2,659.1	2,865.6	3,065.9	3,320.2	3,726.8	4,014.8	6,025.3	7,345.6	8,725.1	10,740.8	11,715.0	11,873.4	13,660.0	15,052.7	15,298.5	17,958.3	22,667.9	26,802.7	24,951.0

9.3 Functional Classification Of Government Expenditure 1998 - 2015

(In Million Rufiya)

	1998		1999		2000		2001		2002		2003		2004		2005		2006		
	MVR	%	MVR	%	MVR	%	MVR	%	MVR	%	MVR	%	MVR	%	MVR	%	MVR	%	
I Public services	799.1	35.8	1,074.7	40.4	1,164.5	40.6	1,088.1	35.5	1,029.8	31.0	1,204.9	32.3	1,361.3	33.9	1,976.2	32.8	2,375.4	32.3	
General Administration	428.8	19.2	547.6	20.6	715.6	25.0	624.2	20.4	610.5	18.4	650.9	17.4	730.6	18.2	1,123.4	18.7	1,384.0	18.8	
Defence	0.0	0.0	0.0	0.0	0.0	0.0	0.0	0.0	0.0	0.0	0.0	0.0	0.0	0.0	0.0	416.3	6.9	418.8	5.7
Public order & internal security	370.3	16.6	527.1	19.8	448.9	15.6	463.9	15.1	396.3	11.9	532.1	14.3	598.1	14.9	391.9	6.5	502.0	6.8	
Environmental Protection	0.0	0.0	0.0	0.0	0.0	0.0	0.0	0.0	23.0	0.7	21.9	0.6	32.6	0.8	44.6	0.7	70.6	1.0	
II Social services	993.7	44.4	1,022.9	38.5	1,140.5	39.8	1,198.3	39.1	1,532.8	46.2	1,667.6	44.8	1,752.1	43.7	2,983.1	49.5	3,639.4	49.6	
Education	432.1	19.3	450.8	17.0	541.2	18.9	515.6	16.8	636.8	19.2	723.6	19.4	755.0	18.8	849.7	14.1	1,051.8	14.3	
Health and Welfare	295.5	13.2	329.4	12.4	376.2	13.1	400.5	13.1	415.9	12.5	504.6	13.6	596.6	14.9	1,021.5	16.9	988.7	13.5	
Social Security and welfare	0.0	0.0	0.0	0.0	0.0	0.0	0.0	0.0	0.0	0.0	0.0	0.0	0.0	0.0	0.0	0.0	0.0	0.0	
Community programmes	266.1	11.9	242.7	9.1	223.1	7.8	282.2	9.2	480.1	14.5	439.4	11.8	400.5	10.0	1,111.9	18.5	1,598.9	21.8	
III Economic services	241.5	10.8	311.9	11.7	328.5	11.5	509.2	16.6	436.6	13.1	544.2	14.6	570.7	14.2	678.3	11.3	855.1	11.6	
Fisheries & Agriculture	22.0	1.0	23.2	0.9	47.7	1.7	39.3	1.3	17.9	0.5	26.2	0.7	25.2	0.6	61.7	1.0	112.0	1.5	
Transportation	15.8	0.7	22.9	0.8	27.7	1.0	31.4	1.0	35.9	1.1	34.9	0.9	56.3	1.4	57.4	1.0	100.8	1.4	
Telecommunication	159.1	7.1	215.6	8.1	166.2	5.8	305.9	10.0	306.3	9.2	430.1	11.5	376.6	9.4	438.3	7.3	413.5	5.6	
Tourism	2.3	0.1	22.3	0.8	4.5	0.1	33.2	1.1	8.1	0.2	17.2	0.5	48.4	1.2	107.6	1.8	53.2	0.7	
Trade & industries	6.3	0.3	7.0	0.3	6.1	0.2	4.7	0.1	5.0	0.2	5.8	0.2	44.1	1.1	6.0	0.1	145.6	2.0	
Electricity	36.0	1.6	20.9	0.8	76.3	2.7	94.7	3.1	63.4	1.9	30.0	0.8	20.1	0.5	7.3	0.1	30.0	0.4	
VI Debt services	200.5	9.0	249.6	9.4	232.1	8.1	270.3	8.8	321.0	9.7	310.1	8.3	330.7	8.2	387.7	6.4	475.7	6.5	
Interest Payments	81.6	3.7	98.7	3.7	106.4	3.7	116.5	3.8	136.5	4.1	135.2	3.6	138.6	3.4	154.9	2.6	198.8	2.7	
Debt Amortization	118.9	5.3	150.9	5.7	125.7	4.4	153.8	5.0	184.5	5.6	174.9	4.7	192.1	4.8	232.8	3.8	276.9	3.8	
	2,234.8	100.0	2,659.1	100.0	2,865.6	100.0	3,065.9	100.0	3,320.2	100.0	3,726.8	100.0	4,014.8	100.0	6,025.3	100.0	7,345.6	100.0	

	2007		2008		2009		2010		2011		2012		2013		2014		2015	
	MVR	%	MVR	%	MVR	%	MVR	%	MVR	%	MVR	%	MVR	%	MVR	%	MVR	%
I Public services	3,057.8	35.1	3,708.5	34.6	4,216.3	36.1	4,614.6	38.9	5,881.8	43.1	5,960.7	39.6	5,246.6	34.3	6,222.3	34.6	8,377.5	37.0
General Administration	1,614.4	18.5	2,049.9	19.0	2,197.7	18.8	2,684.3	22.6	3,414.4	25.0	3,478.2	23.1	2,539.1	16.6	3,195.5	17.8	3,678.6	16.2
Defence	475.7	5.5	586.4	5.5	752.5	6.4	669.4	5.6	910.6	6.7	812.7	5.4	796.6	5.2	923.3	5.1	1,195.3	5.3
Public order & internal security	825.7	9.5	982.5	9.2	1,171.0	10.0	1,192.3	10.0	1,364.5	10.0	1,525.6	10.1	1,726.0	11.3	1,982.2	11.0	2,681.8	11.8
Environmental Protection	142.0	1.6	95.7	0.9	95.1	0.8	68.6	0.6	192.3	1.4	144.2	1.0	185.0	1.2	121.3	0.7	821.7	3.6
II Social services	4,444.0	50.9	5,122.8	47.7	5,432.6	46.5	5,279.3	44.5	4,927.7	36.1	5,307.5	35.3	6,639.9	43.4	8,245.6	45.9	10,555.3	46.6
Education	1,313.8	15.0	1,630.5	15.2	1,935.1	16.6	1,643.1	13.8	1,796.7	13.2	2,203.2	14.6	2,002.3	13.1	2,212.0	12.3	2,933.1	12.9
Health and Welfare	1,017.6	11.7	1,326.4	12.4	1,396.2	11.9	990.9	8.3	368.3	2.7	296.7	2.0	1,391.7	9.1	1,866.0	10.4	2,526.0	11.1
Social Security and welfare	0.0	0.0	640.6	6.0	464.5	4.0	578.2	4.9	1,135.3	8.3	1,578.2	10.5	1,959.3	12.8	2,925.2	16.3	3,222.2	14.2
Community programmes	2,112.6	24.2	1,525.3	14.2	1,636.8	14.0	2,067.1	17.4	1,627.4	11.9	1,229.5	8.2	1,286.6	8.4	1,242.3	6.9	1,874.1	8.3
III Economic services	596.3	6.8	1,231.1	11.5	837.5	7.2	440.4	3.7	1,128.5	8.3	871.3	5.8	823.0	5.4	1,098.8	6.1	1,215.5	5.4
Fisheries & Agriculture	179.9	2.1	159.8	1.5	59.0	0.5	146.7	1.2	93.3	0.7	70.3	0.5	70.5	0.5	94.0	0.5	67.2	0.3
Transportation	108.2	1.2	837.8	7.8	106.1	0.9	120.0	1.0	471.1	3.5	607.7	4.0	404.5	2.6	735.6	4.1	846.8	3.7
Telecommunication	172.2	2.0	35.7	0.3	62.0	0.5	43.3	0.4	59.7	0.4	66.8	0.4	32.0	0.2	75.1	0.4	52.4	0.2
Tourism	89.0	1.0	93.3	0.9	78.5	0.7	46.9	0.4	33.7	0.2	52.5	0.3	33.1	0.2	49.6	0.3	103.7	0.5
Trade & industries	42.8	0.5	92.3	0.9	505.9	4.3	52.5	0.4	80.4	0.6	54.6	0.4	168.2	1.1	51.6	0.3	131.2	0.6
Electricity	4.2	0.0	12.2	0.1	26.0	0.2	31.1	0.3	390.2	2.9	19.5	0.1	114.8	0.8	92.9	0.5	14.3	0.1
VI Debt services	627.0	7.2	670.3	6.2	1,202.4	10.3	1,539.2	13.0	1,713.4	12.6	2,913.2	19.4	2,588.9	16.9	2,391.6	13.3	2,519.5	11.1
Interest Payments	234.3	2.7	280.0	2.6	617.9	5.3	662.1	5.6	725.8	5.3	1,107.1	7.4	956.7	6.3	978.3	5.4	1,347.6	5.9
Debt Amortization	392.7	4.5	390.3	3.6	584.5	5.0	877.1	7.4	987.6	7.2	1,806.1	12.0	1,632.2	10.7	1,413.3	7.9	1,171.9	5.2
	8,725.1	100.0	10,732.7	100.0	11,688.8	100.0	11,873.5	100.0	13,651.3	100.0	15,052.7	100.0	15,298.5	100.0	17,958.3	100.0	22,667.9	100.0

9.4 PUBLIC SECTOR INVESTMENT PROGRAM SUMMARY 2008 -2017

	2008	2009	2010	2011	2012	2013	2014	2015	2016	2017
Domestic Budget	819,600,353	679,012,145	742,538,694	701,647,543	522,606,499	645,199,405	1,702,535,521	2,407,123,352	4,147,570,890	3,005,081,951
Project Loan	622,403,431	220,356,416	1,176,985,391	1,211,137,599	1,055,584,355	1,147,541,420	164,871,297	635,051,391	2,801,443,466	2,706,220,676
Project Grants	461,424,205	368,592,205	102,316,634	385,044,906	154,819,729	36,444,534	72,125,195	79,620,882	129,851,951	178,194,724
Trust Fund	-	-	-	17,829,916	19,812,456	1,949,743	4,583,737	204,770	165,878	1,836,884
Total	1,903,427,989	1,267,960,766	2,021,840,719	2,315,659,964	1,752,823,039	1,831,135,102	1,944,115,750	3,122,000,395	7,079,032,185	5,891,284,235

9.5 PUBLIC SECTOR INVESTMENT PROGRAM - FUNCTION 2013-2017

	2013	2014	2015	2016	2017
TOTAL	1,831,135,103	1,944,115,750	3,122,000,395	7,079,032,185	5,891,284,235
1 National Security and Public Order	46,339,956	129,584,155	144,181,773	228,633,377	123,778,204
1.1 Police	27,749,281	40,930,971	28,907,936	115,003,459	42,420,260
1.2 National Security	-	70,611,746	61,040,040	72,304,323	42,379,203
1.3 Penitentiary	11,817,512	8,217,405	24,286,960	26,189,361	32,742,506
1.4 Court Buildings	1,997,559	2,171,030	18,833,739	11,534,522	1,491,218
1.5 Rehabilitation	-	-	2,059,807	121,370	-
1.6 Customs	4,775,604	7,653,003	9,053,291	3,480,341	4,745,017
2 Health and Social Services	29,874,304	154,084,676	285,207,566	1,095,430,124	1,771,473,797
2.1 Health	15,832,350	78,585,048	131,591,724	908,696,397	1,531,148,379
2.2 Social service	-	5,411	17,512,910	45,870,162	123,321,030
2.3 Sports	14,041,953	75,494,217	136,102,932	140,863,565	117,004,388
3 Education Sector	66,269,188	77,560,551	232,732,650	401,549,799	291,498,782
3.1 University	4,622,367	14,758,399	11,824,719	15,434,514	11,716,231
3.2 Education	61,646,821	62,802,152	220,907,931	386,115,285	279,782,551
4 Environmental Protection	80,428,323	60,352,432	224,252,493	325,931,158	253,075,895
4.1 Waste Disposal	50,364,465	1,944,507	35,299,929	53,968,411	97,801,647
4.2 Coastal Protection	30,063,858	37,236,510	162,768,733	253,450,306	138,640,369
4.3 Water Drainage System	-	-	12,057,937	6,788,874	9,470,378
4.4 Renewable Energy	-	21,171,415	14,125,894	11,723,568	7,163,501
5 Water and Sewerage	102,384,353	72,736,060	612,745,832	395,835,229	797,874,576
5.1 Sewerage System	95,906,688	62,780,148	477,889,273	263,928,079	299,560,718
5.2 Water and Sewerage	-	-	40,970,121	61,763,996	366,487,482
5.3 Water System	6,477,665	9,955,912	93,886,438	70,143,155	131,826,376
6 Transport	294,213,841	441,918,318	562,214,493	2,759,393,110	1,687,857,337
6.1 Harbours	294,213,841	441,918,318	559,135,128	567,738,758	758,966,393
6.2 Bridges	-	-	58,365	492,628,874	175,195,742
6.3 Airports	-	-	3,021,000	1,699,025,479	753,695,202
7 General Administration	35,742,709	38,846,265	61,011,470	153,253,076	83,672,987
7.1 Office Buildings	35,467,402	34,866,867	44,076,123	127,081,844	71,345,968
7.2 Development of Councils	275,306	3,979,398	16,935,347	26,171,231	12,327,019
8 Housing and Infrastructure	1,074,833,655	154,636,899	550,493,773	797,276,161	351,612,154
8.1 Housing	961,534,154	116,093,901	548,845,408	790,395,914	345,234,546
8.2 Electricity	113,299,500	38,542,998	1,648,365	6,880,247	6,377,608
9 Mosques	19,697,253	36,356,296	60,893,526	116,527,780	161,464,403
9.1 Construction of Mosques	19,697,253	36,356,296	60,893,526	116,527,780	161,464,403
10 Land Reclamation and Road Construction	72,245,025	736,790,057	370,510,423	734,870,625	305,317,914
10.1 Road Construction	22,859,735	128,638,156	135,006,394	205,449,289	142,183,895
10.2 Land Reclamation	49,385,290	608,151,901	235,504,029	529,421,336	163,134,019
11 Fisheries and Agriculture	4,687,600	9,253,367	14,746,030	19,011,444	28,124,058
11.1 Fisheries / Agriculture	4,687,600	9,253,367	14,746,030	19,011,444	28,124,058
12 Others	4,418,897	31,996,674	3,010,366	51,320,302	35,534,128

Additional Information

10



10.1 MINISTRY OF FINANCE/ SPECIAL BUDGET DETAILS

(IN MVR)

	2019	2020	2021
	Approved		
Total	7,473,496,162	7,512,360,110	8,283,949,717
212014 Dependants' Allowance	3,180,000	3,180,000	3,180,000
Allowances to Ex President - Maumoon Abdul Gayoom (monthly 75,000)	900,000	900,000	900,000
Living Allowances to Ex President - Maumoon Abdul Gayoom (monthly 10,000)	120,000	120,000	120,000
Living Allowances to Ex President - Mohamed Waheed Hassan Manik (monthly 10,000)	120,000	120,000	120,000
Allowances to Ex President - Abdulla Yaameen Abdul Gayoom (monthly 75,000)	900,000	900,000	900,000
Living Allowances to Ex President - Abdulla Yaameen Abdul Gayoom (monthly 10,000)	120,000	120,000	120,000
Allowances to Ex President - Mohamed Nasheedh (monthly 75,000)	900,000	900,000	900,000
Living Allowances to Ex President - Mohamed Nasheedh (monthly 10,000)	120,000	120,000	120,000
223002 Electricity	18,000,000	18,000,000	18,000,000
Electricity bills - Government Buildings	18,000,000	18,000,000	18,000,000
223003 Water and Sanitation Services	200,000	200,000	200,000
Water bills - Government Buildings	200,000	200,000	200,000
223016 Consultancy, Translation & Other Related Services	20,000,000	20,000,000	20,000,000
Consultancy, Translation & Other Related Services Fees fo state lawyers for cases related to state	20,000,000	20,000,000	20,000,000
223024 Bank Charges and Commission	11,842,000	11,842,000	11,842,000
P.O.S Terminal Fee & Payment Gateway	2,842,000	2,842,000	2,842,000
Bank Charges and Commission	9,000,000	9,000,000	9,000,000
223025 Insurance	3,232,000	2,232,000	2,232,000
Government Buildings Insurance	1,000,000	-	-
Cabinet Ministers Health Insurance	2,232,000	2,232,000	2,232,000
223999 Other Administrative Services	134,197,080	118,787,260	118,787,260
Ex President Office Operating Expenses - 2nd President (monthly 87,000)	1,044,000	1,044,000	1,044,000
Medical Expenses - Ex Presidents	96,000	96,000	96,000
Ex President Office Operating Expenses - 4th President (monthly 87,000)	1,044,000	1,044,000	1,044,000
Ex President Office Operating Expenses - 5th President (monthly 87,000)	1,044,000	1,044,000	1,044,000
Maldives Civil Aviation Authority Budget	20,000,000	20,000,000	20,000,000
Capital Market Development Authority Budget	13,189,820	13,200,000	13,200,000
Credit Rating Fiscal Agent Fee	2,359,260	2,359,260	2,359,260
Valuations for Government Land & Buildings	15,420,000	-	-
Public Service Media - Administrative Budget	80,000,000	80,000,000	80,000,000
227001 Interest Payments to Government Agencies	147,037,836	145,643,417	143,399,280
Treasury Loan (MMA)	147,037,836	145,643,417	143,399,280

	2019	2020	2021
	Approved		
227002 Interest Payments to Domestic Sources	1,828,122	1,629,932	1,410,989
Contract - Non Concessional Loan	1,828,122	1,629,932	1,410,989
227003 Interest Payments to Foreign Sources	821,312,160	952,893,179	1,052,717,540
Bank	354,430,000	435,332,500	435,332,500
Sukuk	107,870,000	107,870,000	107,870,000
Multilateral	138,900,000	157,900,000	176,200,000
Bilateral	30,800,000	52,700,000	78,700,000
Commercial bank	9,000,000	300,000	-
Buyer credit	171,600,000	176,900,000	181,500,000
Pipeline Loan	5,157,584	17,834,336	68,070,337
Provision	3,554,576	4,056,343	5,044,703
227011 Discount on Treasury Bills	1,031,359,366	1,188,158,301	1,306,140,467
Fixed Coupon Bond	159,335,000	159,335,000	135,735,000
Pension Accrued Rights Bond	180,457,748	185,701,922	186,715,969
Maldivian Rufiyaa T-Bill	650,152,081	794,886,288	930,176,209
US Dollar T-Bill	20,183,400	23,183,400	26,183,400
Islamic Instruments	21,029,303	24,819,857	27,068,055
Provision	201,834	231,834	261,834
228001 Subsidies	570,000,000	550,000,000	550,000,000
Fuel Subsidy - STO	500,000,000	480,000,000	480,000,000
Waste Management Subsidy - WAMCO	70,000,000	70,000,000	70,000,000
228007 Subscriptions & Fees to International Org.	5,000,000	-	-
SAP license	5,000,000	-	-
228009 Assistance to Associations & Social Organisations	26,278,073	27,398,580	27,102,441
Government Contribution to Political Parties 0.1%	26,278,073	27,398,580	27,102,441
228011 Electricity Subsidies	272,804,248	297,899,924	325,505,167
Electricity Subsidy	272,804,248	297,899,924	325,505,167
228013 Food Subsidies	230,000,000	230,000,000	230,000,000
Food Subsidy - STO	230,000,000	230,000,000	230,000,000
228999 Other Grants, Contributions & Subsidies	15,000,000	15,000,000	15,000,000
Contributions to Private Parties	15,000,000	15,000,000	15,000,000
281001 Losses from Government Agencies	40,000,000	40,000,000	40,000,000
Obligatory payments under law	40,000,000	40,000,000	40,000,000
281006 Loss on Sale of Government Land	10,000,000	10,000,000	10,000,000
Compensation payments for purchase of land from West Harbour	10,000,000	10,000,000	10,000,000
292101 Budgeted Contingency Provision	410,963,202	281,641,470	312,603,013
Contingency	410,963,202	281,641,470	312,603,013

	2019	2020	2021
	Approved		
424001 Motor Vehicles	7,000,000	5,000,000	5,000,000
Purchase of vehicles for state use	7,000,000	5,000,000	5,000,000
441002 Cap. Contrib. to Profit-Oriented Public Agencies	784,790,440	769,790,440	724,790,440
Public Service Media	20,000,000	20,000,000	20,000,000
Maldives Center For Islamic Finance Limited	5,000,000	5,000,000	5,000,000
Maldives Hajj Corporation Limited	6,000,000	6,000,000	6,000,000
Maldives Sports Corporation Limited	6,500,000	6,500,000	6,500,000
Hazana Maldives Limited	3,000,000	3,000,000	3,000,000
Maldives Integrated Tourism Development Corporation	3,000,000	3,000,000	3,000,000
Waste Management Corporation Limited	65,000,000	50,000,000	5,000,000
Business Center Corporation	3,000,000	3,000,000	3,000,000
Kahdhoo Airport Limited Company	12,000,000	12,000,000	12,000,000
Aasandha Private Limited	36,000,000	36,000,000	36,000,000
National Investment Management company	3,000,000	3,000,000	3,000,000
Addu International Airport	42,096,600	42,096,600	42,096,600
Housing Development Corporation	306,894,914	306,894,914	306,894,914
State Electric Company	183,298,926	183,298,926	183,298,926
State Trading Organisation (for MIFCO)	90,000,000	90,000,000	90,000,000
442001 Capital held in Multilateral Institutions	21,620,684	21,612,069	21,612,069
IDB	2,329,155	2,329,155	2,329,155
ICIEC	2,733,750	2,733,750	2,733,750
IDA	97,961	89,346	89,346
UNDP	5,000,000	5,000,000	5,000,000
ICD	1,563,519	1,563,519	1,563,519
AIIB	2,158,800	2,158,800	2,158,800
ISFD	3,084,000	3,084,000	3,084,000
ITFC	3,111,499	3,111,499	3,111,499
ESCAP	1,542,000	1,542,000	1,542,000
721999 Short Term Dom. Loan Repmt.-Other	677,570,000	622,110,000	624,120,000
T-bill	620,000,000	622,000,000	624,000,000
Islamic instruments	57,470,000	-	-
Provision	100,000	110,000	120,000
723002 Long Term Dom. Loan Repmt.-State Fin.Institutions	660,968,564	634,241,173	607,244,252
Treasury Loan (MMA)	74,275,872	75,670,291	77,914,428
Floating rate bond	300,000,000	300,000,000	300,000,000
Fixed Coupon Bond	284,800,000	256,480,000	227,020,000
Contracted Non- Concessional Loan	1,892,692	2,090,882	2,309,824

	2019	2020	2021
	Approved		
723003 Long Term Dom. Loan Repmt.-Individuals	55,502,387	65,733,365	90,315,799
Pension Accrued Rights Bond	55,502,387	65,733,365	90,315,799
725001 Long Term For. Loan Repmt.-Multilateral	422,594,000	442,188,000	520,766,000
Multilateral	419,400,000	438,800,000	516,600,000
Provision	3,194,000	3,388,000	4,166,000
725002 Long Term For. Loan Repmt.-Bilateral Govt.	441,380,000	483,598,000	602,374,000
Foreign	438,000,000	479,800,000	597,400,000
Provision	3,380,000	3,798,000	4,974,000
725003 Long Term For. Loan Repmt.-For. Commercial Instit.	145,606,000	69,351,000	54,100,000
Commercial bank	144,700,000	69,200,000	54,100,000
Provision	906,000	151,000	-
725004 Long Term For. Loan Repmt.-Foreign Individuals	484,230,000	484,230,000	845,507,000
Buyer credit	478,900,000	478,900,000	836,600,000
Provision	5,330,000	5,330,000	8,907,000

10.2 MINISTRY OF FINANCE/ PENSION BUDGET 2019 - 2021

(IN MVR)

	2019	2020	2021
	Approved		
Total	1,318,800,000	1,356,111,217	1,395,299,687
213001 Basic Pensions	527,600,000	534,800,000	542,100,000
2019 Pension payments for 20,40,60	65,000,000	65,900,000	66,800,000
2019 Basic Pension	462,600,000	468,900,000	475,300,000
213002 Retirement Benefits and Gratuities	574,000,000	587,900,000	602,100,000
2019 Retirement Benefits	8,000,000	8,200,000	8,400,000
2019 Senior Citizen Allowance	566,000,000	579,700,000	593,700,000
213003 Retirement benefits paid upon Retirement	32,400,000	37,532,719	43,478,548
Payments to additional pensioners in 2019			
Civil Service Commission	11,188	12,960	15,013
Presidents Office	790,921	916,216	1,061,360
Maldives National Defense Force	8,000,000	9,267,338	10,735,444
Maldives Police Service	11,000,000	12,742,589	14,761,234
Maldives Customs Service	8,000,000	9,267,338	10,735,444
Auditor General's Office	1,033,250	1,196,935	1,386,550
Judicial Service Commission	3,000,000	3,475,252	4,025,792
Department of Judicial Administration	162,803	188,594	218,471
Prosecutor General's Office	364,402	422,130	489,003
Maldives National University	37,436	43,367	50,237
213 004 Monthly Payment to the Retired	184,800,000	195,878,498	207,621,139
Monthly Payment to the Retired 2018	136,800,000	145,000,967	153,693,571
Monthly Payment to the Retired 2019			
Civil Service Commission	9,341,250	9,901,245	10,494,811
Presidents Office	290,069	307,458	325,890
Maldives National Defense Force	404,420	428,664	454,362
Maldives Police Service	20,114,187	21,320,004	22,598,108
Maldives Customs Service	15,681,060	16,621,117	17,617,530
Auditor General's Office	619,950	657,115	696,508
Judicial Service Commission	656,800	696,174	737,909
Department of Judicial Administration	415,175	440,064	466,445
Prosecutor General's Office	222,880	236,241	250,403
Anti-Corruption Commission	240,000	254,388	269,638
Maldives National University	14,209	15,061	15,964

10.3 NEW POLICY INITIATIVES 2019 - 2021

(IN MVR)

		2019	2020	2021
		Approved		
Total		449,728,136	749,701,495	734,971,181
1029	Maldives Immigration	15,000,000	18,000,000	-
	Expansion of E-gate service	15,000,000	18,000,000	-
1057	Juvenile Justice Unit	200,000	-	-
	Alternative learning program for children under 18	200,000	-	-
1058	Ministry of Education	56,000,000	280,000,000	280,000,000
	School Students Breakfast Program	50,000,000	264,000,000	264,000,000
	To make all Maldivian schools accessible for children with disability	5,000,000	16,000,000	16,000,000
	School Renovations	1,000,000	-	-
1129	Ministry of Higher Education	114,672,000	264,343,999	289,015,999
	Free first Degree in Maldives	50,000,000	175,000,000	175,000,000
	Presidents scholarship-GCE alevel first place	40,000,000	40,000,000	40,000,000
	60 MBBS doctors and scholarship tuition fee for developing 25 specialist doctors	24,672,000	49,343,999	74,015,999
1141	Maldives Islamic University	2,500,000	2,000,000	2,000,000
	Scholarship for Master's Degree program for the highest achieving student in their Undergraduate Degree	2,000,000	2,000,000	2,000,000
	Student Information & Management System developing & Implementation	500,000	-	-
1163	Ministry of Health	18,844,770	11,435,396	10,004,082
	Equipment for emergency rooms in hospitals that lack adequate ER services (HA., B., Lh. and GA.)	1,000,000	-	-
	Safe disposal of biowaste at health centers	932,270	1,864,539	1,864,539
	Equipment and training for nurses for introducing dialysis services in atoll hospitals of GA., Th., Gn. and Sh.	800,000	600,000	-
	Investigation of cases submitted to medical and dental council and recommendations from relevant specialists	550,000	550,000	550,000
	Conducting medical camp in specialist areas needed in the Maldives	500,000	611,523	611,523
	Establishing a video conferencing system in the atolls	450,000	200,000	-
	Establishment of a Decompression Chamber	5,875,020	478,020	478,020
	Upgrading Dr. Abdussamad Memorial Hospital to a tertiary hospital	5,000,000	5,000,000	5,000,000
	Old Age Nursing Home	2,000,000	1,500,000	1,500,000
	Introduction of ICU services in GA. And Lh. Atoll hospitals	1,550,000	631,314	-
	Introduction of NICU services in Adh. Mahibadhoo and Th. Veymandoo	187,480	-	-
1192	National Drug Agency	250,000	-	-
	Treatment section	250,000	-	-

		2019	2020	2021
		Approved		
1202	Ministry of Economic Development	7,016,100	7,016,100	7,016,100
	National single window project	7,016,100	7,016,100	7,016,100
1204	Ministry of Tourism	115,200,000	105,200,000	105,200,000
	Tourism Promotion	104,200,000	104,200,000	104,200,000
	Transfers to fund established for training local staff to cater for the tourism industry	10,000,000	-	-
	Establishing Job Centers to connect job seekers and businesses	1,000,000	1,000,000	1,000,000
1215	Ministry of Youth, Sports & Community Empowerment	6,617,300	11,000,000	10,000,000
	Rehabilitation of newly retired athletes from national teams	1,000,000	1,000,000	1,000,000
	National Sports Association allowance increment	3,617,300	9,000,000	9,000,000
	Installation of Airconditioning and ventilation at the Indoor Hall	2,000,000	1,000,000	-
1222	Employment Tribunal	230,000	-	-
	Software Development for Case manager	230,000	-	-
1224	Ministry of National Planning and Infrastructure	5,050,000	-	-
	Compensation for families relocated to Kudahuvadhoo from Vaani	5,050,000	-	-
1229	Ministry of Environment	36,250,000	500,000	500,000
	Acquiring equipment and vehicles for waste management in Male' City	15,000,000	-	-
	Supplying equipment for K. Thilafushi waste management project	10,000,000	-	-
	Supplying garbage trucks to HDh. Kulhudhuffushi and GDh. Thinadhoo	10,000,000	-	-
	Training program on compost preparation	1,000,000	500,000	500,000
	Operation and maintenance training of sewerage systems	250,000	-	-
1232	Transport Authority	11,421,600	3,000,000	3,000,000
	Overcoming the traffic issues in Male'	8,421,600	-	-
	Reparation of reef navigation lights	3,000,000	3,000,000	3,000,000
1233	Ministry of Fisheries, Marine Resources and Agriculture	18,263,000	23,130,000	23,130,000
	Veterinary service	530,000	-	-
	Rehabilitation for islands	11,565,000	23,130,000	23,130,000
	Introduction of new technology for fisheries sector	3,084,000	-	-
	Preparatory Work for Agri Corporation establishment	3,084,000	-	-
1238	National Centre For Information Technology	1,500,000	-	-
	Revamping Government E-letter management system	1,500,000	-	-
1241	Center for the Holy Quran	205,000	25,000	25,000
	Installation of a digital display and a sound system, wired networking and firewall device in the hall	205,000	25,000	25,000
1242	People's Majlis	21,504,000	9,216,000	-
	Resolving the overcrowdedness in the parliament	21,504,000	9,216,000	-
1245	Anti-Corruption Commission	600,000	315,000	-
	"Magey Vote, Magey Nazaahatherikan" Campaign and "Say no to corruption" campaign	600,000	315,000	-

		2019	2020	2021
		Approved		
1246	Human Rights Commission	200,000	-	-
	2019 Parliament Election Observation	200,000	-	-
1256	Civil Service Commission	2,000,000	3,600,000	-
	Human Resource Audit Civil Service	2,000,000	3,600,000	
1257	Prosecutor General's Office	443,969	-	-
	Connecting courts and AG Office via the video conferencing system	443,969	-	-
1264	Department of Judicial Administration	7,000,000	5,000,000	-
	Case management data center	7,000,000	5,000,000	-
1266	National law Library	1,000,000	-	-
	Repairing of Air conditioning in National Law Library	1,000,000	-	-
1272	Ministry of Finance	500,000	1,120,000	280,000
	Strengthening & Capacity building of state internal audit	500,000	1,120,000	280,000
1275	Tax Appeal Tribunal	192,480	-	-
	Overcoming obstacles faced by businesses in the atolls in appealing	192,480	-	-
1276	Local Government Authority	6,767,917	4,500,000	4,500,000
	Rolling out E- Council Module	500,000	-	-
	Skill development program in council	400,000	-	-
	Ensuring the connectivity of internet and the introduction of an online platform to do administrative work online	2,500,000	2,500,000	2,500,000
	Council Performance Audit	2,000,000	2,000,000	2,000,000
	Council Renovations	1,367,917	-	-
1505	Family Protection Authority	300,000	300,000	300,000
	Provision of counselling services to gender based violence	300,000	300,000	300,000



Ministry of Finance

2019

 fb.com/finance.gov.mv

 [@FinanceGovMV](https://twitter.com/FinanceGovMV)

 www.finance.gov.mv