



Ministry of Finance

Approved by People's Majilis

Budget in Statistics

2020





Ministry of Finance

Approved by People's Majilis

Budget in Statistics



بِسْمِ اللَّهِ الرَّحْمَنِ الرَّحِيمِ



EXECUTIVE SUMMARY

The budget in statistics handbook prepared by the Fiscal Affairs Department (FAD) of the Ministry of Finance is a concise presentation of the National Budget estimates approved by the Peoples Majilis (Parliament) for the year 2020.

The handbook was compiled in an attempt to present the national budget numbers in a summarized manner under the following headings:

- Maldives Economic and Fiscal Outlook
- The Budget System and Process
- Budget Summary 2018-2022
- Government Revenues
- Government Expenditures
- Public Sector Investment Program (PSIP) , 2018-2022
- Implementing the Strategic Action Plan (SAP)
- Other projects
- Additional information
- Review of the Budget 2018-2022
- Historical Data, 1999-2017

The Budget for the year 2020 was prepared on the basis of a medium-term framework. Hence, this publication includes actuals for 2018, revised estimates for 2019 and approved estimates for 2020, 2021 and 2022.

We would like to take this opportunity to extend our sincere gratitude to all the staff of the Fiscal Affairs Division for their commitment and effort put into this publication.

Ahmed Saruvash Adam

Chief Financial Budget Executive

Fiscal Affairs Department

Abbreviations

ADB	Asian Development Bank
ADF	Airport Development Fee
AFD	Airport Development Fee
AFPPD	Asian Forum for Parliamentarians on Population and Development
AIIB	Asian Infrastructure Investment Bank
ASC	Airport Service Charge
BPT	Business Profit Tax
COFOG	Classification of Functions of the Government
CPI	Commodity Price Index
EIB	European Investment Bank
FAO	Food and Agricultural Organization
FBO	Foreign Business Organization
GDP	Gross Domestic Product
GEF	Global Environment Facility
GFS	Government Finance Statistics
GGST	General Goods and Services Tax
GST	Goods and Service Tax
IDA	International Development Association (World Bank)
IDB	Islamic Development Bank
IFAD	International Fund for Agricultural Development
IMF	International Monetary Fund
ISESCO	Islamic Educational, Scientific and Cultural Organization

IUTL	International Union against Tuberculosis and Lung Disease
LBO	Local Business Organization
MRDC	Maldives Road Development Corporation
NGO	Non-Government Organization
OECD	Organization for Economic Co-operation and Development
OFID	OPEC Fund for International Development
PPP	Public-Private Partnership
PSIP	Public Sector Investment Programme
SDF	Sovereign Development Fund
STO	State Trading Organization
TGST	Tourism Goods and Services Tax
UN	United Nations
UNDP	United Nations Development Programme
UNESCAP	United Nations Economic and Social Commission for Asia and the Pacific
UNESCO	United Nations Educational, Scientific and Cultural Organization
UNEP	United Nations Environment Programme
UNFCCC	United Nations Framework Convention on Climate Change
UNFPA	United Nations Fund for Population Activities
UNICEF	United Nations International Children's Emergency Fund
UNIDO	United Nations Industrial Development Organization
UNITAR	United Nations Institute for Training and Research
UNOPS	United Nations Office for Project Services
UNSD	United Nations Statistics Division
WHO	World Health Organization


Table of Contents

1 Fiscal and Economic Outlook	1
Macroeconomic Conditions and Outlook	2
1 Global Economic Conditions and Outlook	2
2 Recent Economic Developments of Maldives	4
3 Medium term Economic Outlook	9
Fiscal Position and Outlook	18
1 Budget Aim 2020	18
2 Medium Term Fiscal Strategy	19
3 Government Revenue	20
4 Government Budget	40
5 Budget Deficit	71
6 Financing	71
7 Public Debt	72
8 Risks to the Medium Term Budget	79
Public Sector Investment Program	82
1 PSIP aim 2020	82
2 PSIP in 2019	82
3 Approved PSIP 2020	85
Allocating the Budget to the SAP	94
2. Budget approved by Majilis	99
2.1 2020 budget approved by Majilis	100
3 Budget Summary	103
3.1 Public Fund Summary 2018-2022	104
3.2 Budget Summary and Financing 2018-2022	105

4 Government Receipts	107
4.1 Total Revenue and Grants 2018-2022	108
4.2 Economic Classification of Domestic Revenues 2018-2022	113
4.3 Government Revenue by AGA 2018-2022	118
4.4 Government Revenue by Office 2018-2022	120
4.5 Grant Donors 2018-2022	128
4.6 Economic Classification of Grant Revenues 2018-2022	130
4.7 Grant Revenues by Office 2018-2022	131
4.8 Economic Classification of Trust Fund Revenues 2018-2022	133
4.9 Trust Fund Revenues by Office 2018-2022	135
4.10 Loan Donors 2018-2022	137
4.11 Government Total Receipts 2020	138
5 Government Expenditure	145
5.1 Economic Classification of Government Budget 2018-2022	146
5.2 Functional Classification of Government Expenditure 2018-2022	152
5.3 Economic Classification of Domestic Budget 2018-2022	154
5.4 Government Expenditure by AGA 2018-2022	160
5.5 Government Domestic Expenditure by Offices 2018-2022	162
5.6 Government Domestic Expenditure - Recurrent & Capital by Offices - 2020	175
5.7 Economic Classification of Grants Expenditure 2018-2020	187
5.8 Grant Expenditure by Office 2018-2022	192
5.9 Economic Classification of Trust Fund Expenditure 2018-2022	195
5.10 Trust Fund Expenditure by Office 2018-2022	200
5.11 Total Budget by AGA 2020	203
5.12 Strategic Action Plan 2020-2022	214

6 Public Sector Investment Program	217
6.1 Public Sector Investment Program Summary 2018-2022	218
6.2 Public Sector Investment Program - Domestic Budget 2020-2022	221
6.3 Public Sector Investment Program - Loan Disbursement 2018-2022	261
6.4 Public Sector Investment Program - Grants 2018-2022	264
6.5 Public Sector Investment Program - Trust Fund 2018-2022	266
6.6 Public Sector Investment Program - Funding Summary 2018-2022	273
6.7 Public Sector Investment Program Function 2020	274
6.8 Public Sector Investment Program by Island 2020	276
7 Other Projects	321
7.1 Other Projects Summary 2018-2022	322
7.2 Other Projects - Domestic Budget 2018-2022	324
7.3 Other Projects - Grants 2018-2022	326
7.4 Other Projects - Loans 2018-2022	333
8 Additional Information	335
8.1 Ministry of Finance/ Special Budget	336
8.2 Ministry of Finance/ Pension Budget	341
8.3 New Policy Initiatives 2020-2022	343
8.4 Employee emoluments in Budget 2020	251
9 Historical Data	353
9.1 Summary of Government Cash Inflow 1998-2018	354
9.2 Summary of Government Cash Outflow 1998-2018	355
9.3 Functional Classification of Government Expenditure 1998-2015	356
9.4 Public Sector Investment Program Summary 2008-2018	358
9.5 Public Sector Investment Program – Function 2013-2018	359

10 Budget in GFS Format	361
10.1 Summary of Central Government Finance 2012-2022	362
10.2 Central Government Revenue and Grants 2012-2022	364
10.3 Economic Classification of Central Government Expenditure and Net Lending 2012-2022	367
10.4 Functional Classification of Central Government Capital Expenditure 2012-2022	369
10.5 Foreign Grants by Principal Donors 2012-2022	370
10.6 Expenditure on Major Projects Financed by Foreign Loans 2012-2022	372
10.7 Foreign Loans by Lending Agency 2012-2022	374





I

The Budget System and Process

THE BUDGET SYSTEM AND PROCESS

The fiscal year of the Government of Maldives runs from 1st January to 31st December.

Basis of Accounting

The Budget is essentially based on cash accounting principles. Budget estimates are prepared on the basis of the total requirement to finance the expenditure of the government considering the revenue constraints for each year.

The Budget Process

The Minister of Finance and Treasury is responsible for the preparation and presentation of the budget to the parliament for approval as stipulated in Article 32 of the Public Finance Act. The Government Budget consists of regular budget and extra-budgetary items. The regular budget presents estimates of domestic revenue, current expenditure and domestically financed capital expenditure. Extra-budgetary items include estimates for projects financed by foreign grants and foreign loans.

Scope of the Budget

The Budget records all receipts and expenditure by government ministries and departments, including sales of goods and services to the public on a gross basis. Transactions between central government bodies and non-financial public enterprises are usually recorded in the budget on a net basis.

The Budget Formulation Process

The ongoing Public Finance Management (PFM) project, has enabled the Ministry to successfully implement the BPC (budget planning and consolidation); the automation of budget process. This has enabled the Ministry to further strengthen the process and bring reforms to the system.

As practiced in last two years, the budget formulation process was carried out in two stages. Stage one basically focused on the submission of the NPI's (new policy initiatives). The process began in mid-May when the Ministry issued the 1st Budget Circular which requests individual ministries and departments to provide information on the NPI's for the forthcoming year. This year, the ministries were requested to submit NPIs


aligning to the National Development Plan. Once the forms were received, evaluation criteria was set, evaluated and shared with the President's Office for approval.

The 2nd Budget Circular was issued; requesting individual ministries and departments to provide information on the regular and extra budgetary information on actual out-turn for the past year, revised estimates for the current year, and baseline expenditures for the forthcoming year. Once the requested data and estimated budgets was received through BPC it was then evaluated by FAD through the system. The evaluation process first includes technical assessment, followed by technical and ministerial meetings with the offices. These meetings help to cap expenditures on ceilings provided to each Ministry and Independent Offices.

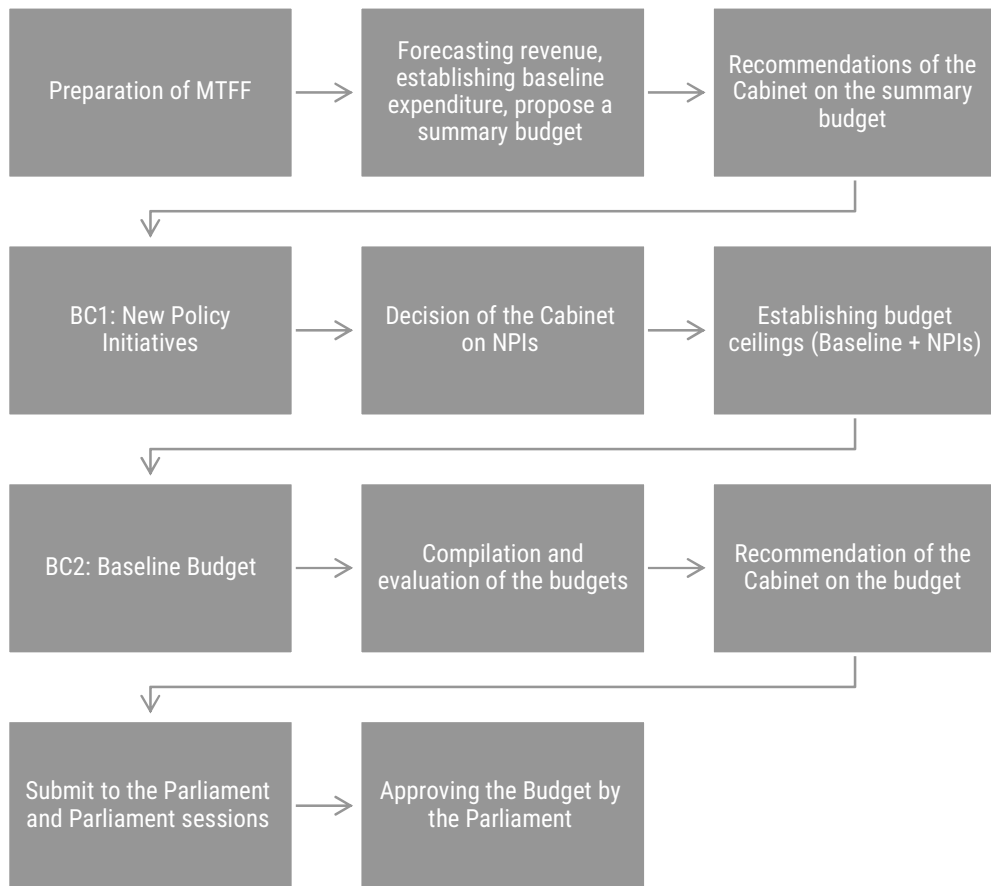
The budget is then consolidated on the basis of the information provided by ministries and departments, in consultation with the President's Office. The government's Strategic Action Plan (SAP) was released this year and this year's budget would include key activities included in the SAP.

The final budget was sent to the parliament in late October for approval before the end of the year. (With the second amendment to the Public Finance Act passed by the parliament in 2012, the Ministry of Finance and Treasury will have to submit the Budget to the parliament two months prior to the end of each calendar year)

The proposed budget for 2020 was approved by the parliament with changes on 20th November 2018.



Budget Process



The Budget Classification

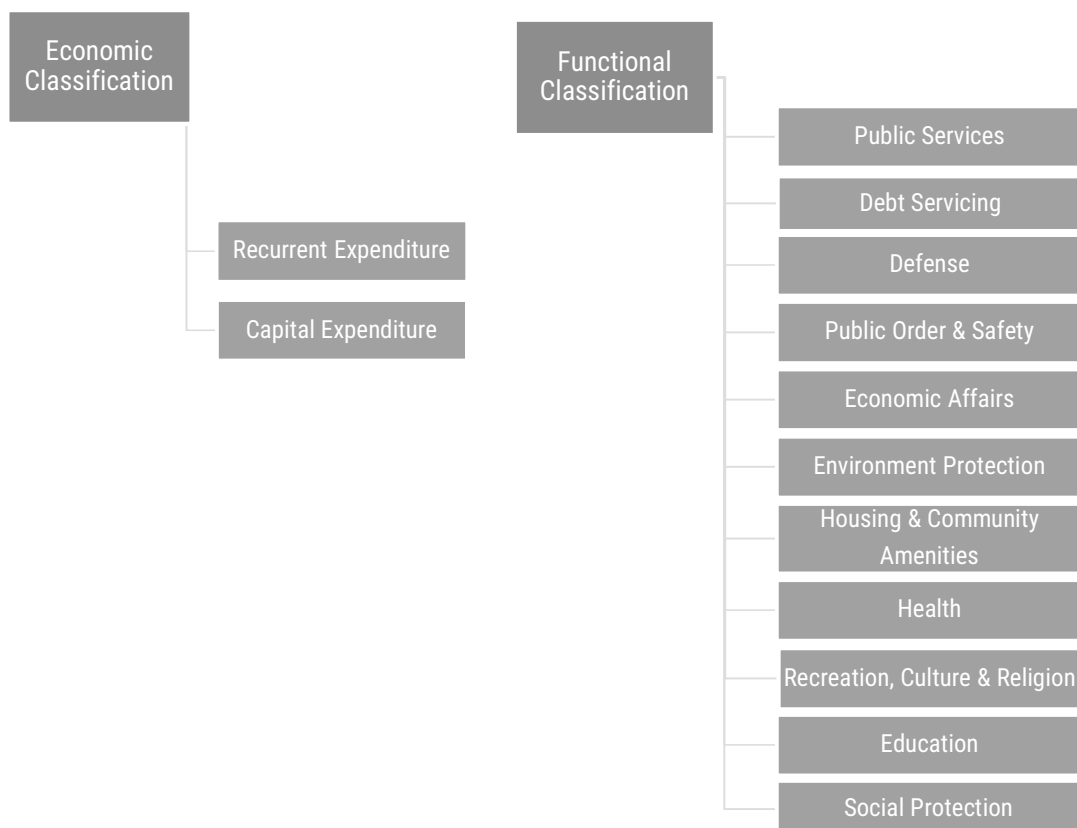
The revenue of the government falls into two broad categories.

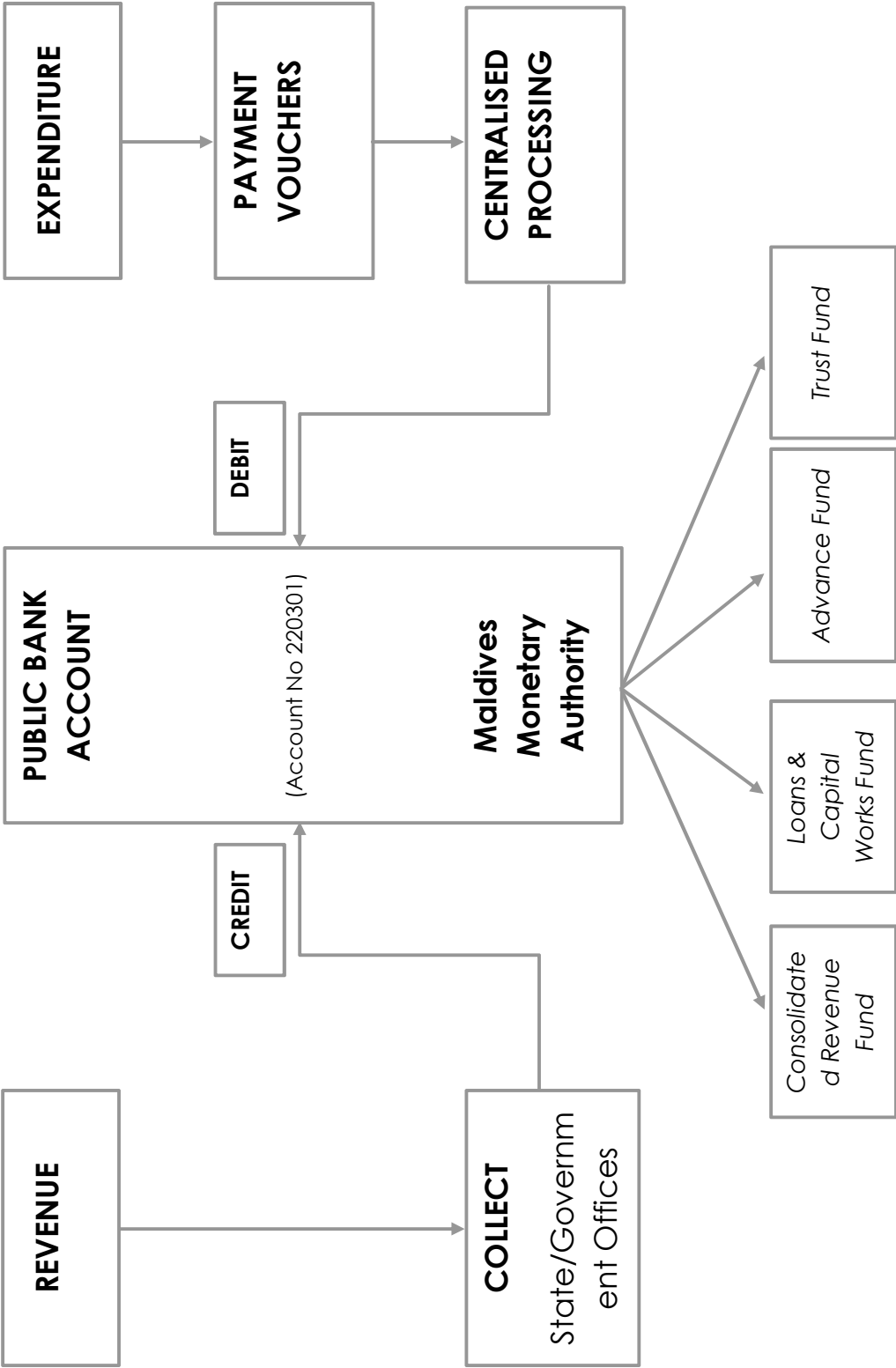
1. Revenues of the government, which are mainly domestic in nature and include both tax and non-tax revenues.
2. Revenues of the government that are external in nature and include foreign grants and proceeds from foreign loans.

The expenditure of the government is divided into recurrent and capital expenditure. These are further classified into functions and economic activities (functional and economic classification).

The economic classification of recurrent expenditure includes items such as salaries and wages, travel expenses, supplies and requisites, repairs and maintenance. The economic capital expenditure consists of equipment outlays, amortization, capital contribution and investment outlays.

Functional expenditure of either a recurrent or capital nature is further subdivided into categories as classified under GFSM 2014 (Government Finance Statistics Manual).







1

Fiscal and Economic Outlook

Fiscal and Economic Outlook

Macroeconomic Conditions and Outlook

The main drivers of Fiscal Policy are the current condition and the future expectation of the economy. As such, revenue and expenditure calculations consider the current and medium term forecasts of economic variables. This section highlights the status of the Maldivian and global economy in 2019 and medium-run forecasts.

The first part of this section will provide an overview of the global economy and relevant variables required to formulate fiscal policies. It is imperative to analyse and understand the markets which contribute to the tourism sector in the Maldives to determine the growth of this sector. Commodity prices, oil prices in particular, are also key variables.

An analysis of the Maldivian economy and its outlook is important in order to determine the budget formulation and execution to facilitate the growth of sectors of strategic importance. The second part of this section will highlight the key measures and forecasts of the Maldivian economy.

1 Global Economic Conditions and Outlook

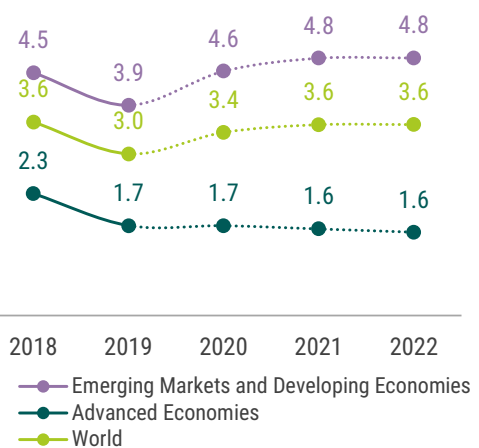
1.1 Economic growth

Despite the strong growth of the world economy since 2010, the latter half of 2018 displayed signs of the world economy slowing down. The International Monetary Fund (IMF) estimated that the global growth for 2019 to be 3.0 percent in their "World Economic Outlook" published in October 2019. This was a 0.6 percentage points decrease from the global growth in 2018. Furthermore, this would be the lowest growth attained globally since 2009. The reason why the Fund expected this slowdown was largely due to international trade tensions—specifically the trade tensions between the US and China. This was likely to have

implications on international trade globally and was expected to have a negative impact on investments around the world. However, developing and emerging economies were expected to

Chart 1: World Economic Growth

in %

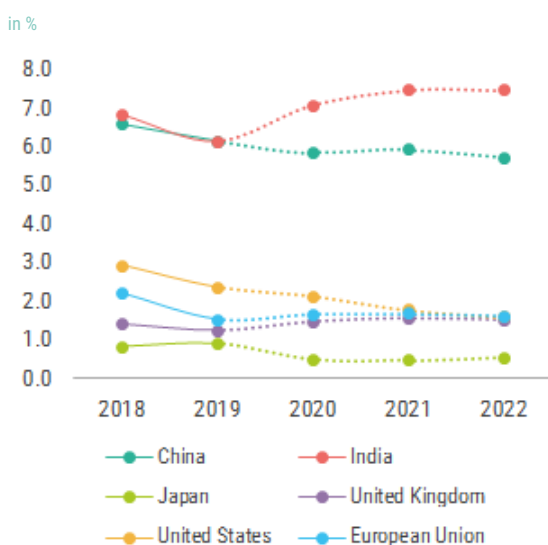


Source: IMF

display strong growth in the medium-term, driving the global growth as well. Consequently, the IMF expected an average global growth of 3.5 percent 2020 through 2022. Chart 1 depicts the forecasted world economic growth.

Advanced economies were forecasted to have an economic slowdown; a decline in growth to 1.7 percent in 2019 from a 2.3 percent growth in 2018. The most significant driver of this slowdown was the hindrance of the US economy in 2019 due to the geopolitical and trade tensions between the US and China. Additionally, the prolonged nature of the developments of Brexit was also expected to have a negative impact on the Euro area economy in 2019. The IMF remains sceptical about the medium-term forecasts for advanced economies as well. Chart 2 depicts the economic growth of advanced economies prepared by the IMF.

Chart 2: Growth of Key Economies



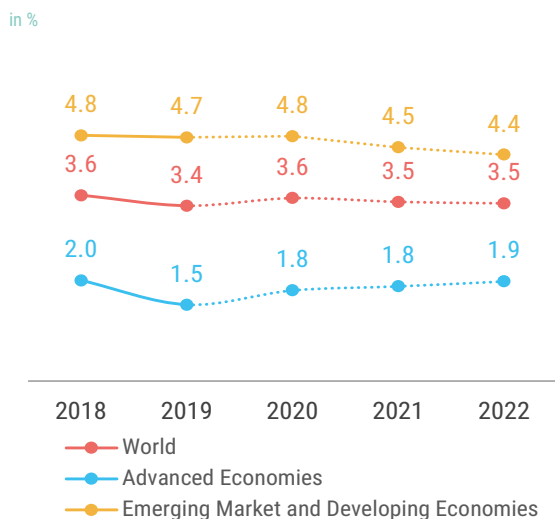
Source: IMF

Similarly, the growth of developing and emerging economies was also set to experience a slowdown in 2019. The IMF expected the growth of these economies to go down from 4.5 percent in 2018 to 3.9 percent in 2019. The main reason for the slowdown in the economic growth of developing economies is due to global trade tensions which has resulted in challenges to exporting countries. However, unlike advanced economies, the growth of developing and emerging economies are expected to accelerate in the medium-term, achieving an average growth of 4.7 percent. The rapid growth of the Indian economy is expected to be the main driver of this growth.

1.2 Inflation and Commodity Prices

The IMF forecasted that the global inflation rate was expected to slowdown in 2019 to 3.4 percent, after observing a rate of 3.6 percent in 2018. The rationale behind this deceleration in the increment of commodity prices was due to the slowdown of major economies, which resulted in a fall in consumption worldwide. An additional reason for the slowdown in the global inflation rate was the expected decrease in oil prices in 2019 compared to 2018. Medium-term forecasts highlighted that the inflation rate of advanced economies to be 1.8 percent on average, while that of developing and emerging economies to remain at 4.6 percent on average. Chart 3 depicts the expected changes to world market prices.

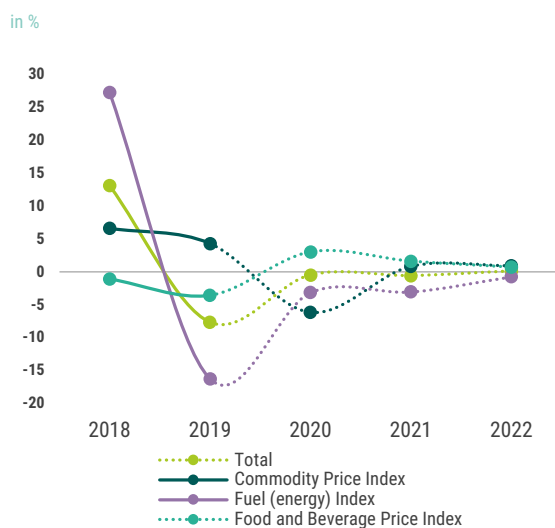
Chart 3: Global Inflation



Source: IMF

The October 2019 forecasts by the IMF show that the global food index was expected to continue on its deflationary trajectory. Global food prices were expected to decrease by 3.6 percent in 2019 compared to the price levels in 2018. The IMF also expected energy prices to go down by 16.3 percent in 2019. This was also the main reason why commodity prices in the global economy

Chart 4: Price Indices of Key Commodities



Source: IMF

was expected to decrease by 7.7 percent. Metal prices were forecasted to be at 4.3 percent, 2.3 percentage points lower than that of last year. Although metal and energy prices were forecasted to decrease in 2020, medium-term inflation forecasts showed that the general commodity prices would remain at the same level. (Chart 4)

2 Recent Economic Developments of Maldives

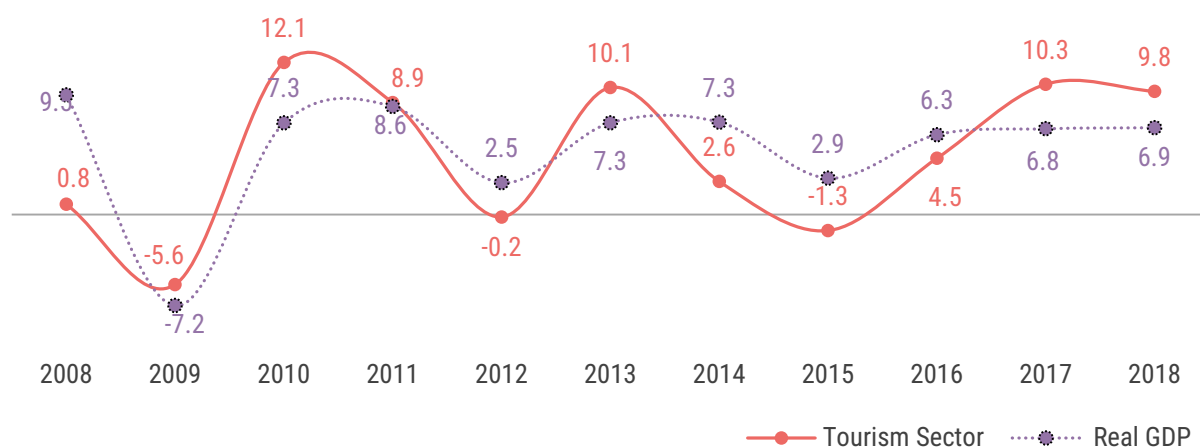
2.1 Economic Growth

Real Gross Domestic Product (Real GDP) is a measure that is frequently used to determine the productivity of an economy. The Maldivian economy has been experiencing significant growth since 2010 with the exception of 2008 and 2015. These economic slowdowns, the notable dips illustrated in Chart 5, were due to the global financial crisis in 2008 and the domestic political instability faced in 2015. Despite this, the economy displayed resilient growth since 2016, maintaining growth at the same level. Between 2016 and 2018, the economy grew by 6.7 percent on average. The Maldivian Tourism industry constitute to approximately 25 percent of the economy. Therefore, the economy’s growth is closely related to the tourism sector growth.

The economy grew by 6.9 percent in 2018. This growth was mainly driven by the robust growth of tourism, and construction and real estate sectors.

Chart 5: Real GDP Growth and Tourism Sector Growth

in %



Source: Ministry of Finance, Maldives Monetary Authority (MMA), National Bureau of Statistics

The tourism sector grew by 9.8 percent, while the construction and real estate sectors grew by 12.5 percent and 5.8 percent respectively.

2.2 Tourism Industry

The tourism sector in the Maldives is the single largest contributor to growth, contributing to 25.2 percent of the growth directly. In addition, the sector also contributes to the growth of other sectors such as transport, communication and retail trade indirectly. For these reasons, the growth of the Maldivian economy is largely dependent on the growth of the tourism sector. Therefore, the number of tourist arrivals, tourist bednights, their average length of stay and their expenses are key determinants of the trajectory of the economy.

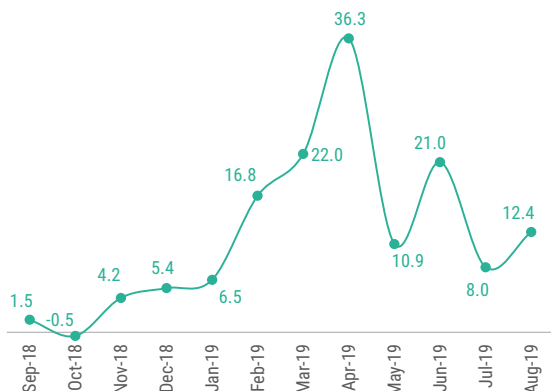
The year-on-year tourist arrival growth remained strong since 2016 until 2018, when it slowed

down due to the state of emergency declared in February of 2018 due to political instability. Despite sluggish arrival growth, bed-night growth remained buoyant in 2018 at a level comparable to that of 2017. Tourist arrival growth went down from 8.0 percent in 2017 to 6.8 percent in 2018. However, tourist bed-night growth decreased slightly from 10.6 percent in 2017 to 10.2 percent in 2018.

Forecasts indicated that the tourism sector would grow by 12.7 percent in 2019, as positive changes were observed looking at the key performance indicators of the sector. Tourism statistics from January to August 2019 indicated that the tourist arrivals had increased by 16.6 percent compared to the same period of the previous year. (Chart 6) The tourist bednights had increased by 13.3 percent during the same period. The reasons for this growth included the improved relations with the international community, an increase in the number of airlines travelling to the Maldives, and the

Chart 6: Growth in Tourist Arrivals

in %



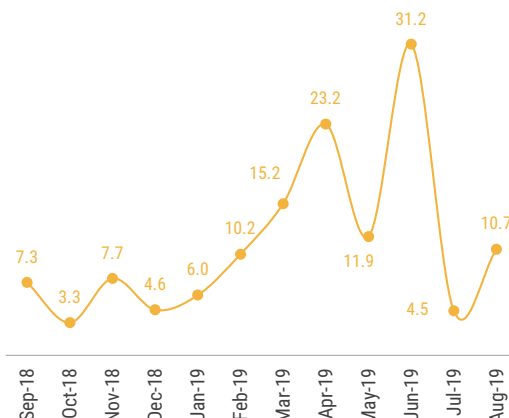
Source: Ministry of Tourism

additional beds offered by the newly operational resorts and guesthouses. (Chart 7) In addition to this, the government spending on tourism promotion had also increased, which reflected the growth of this sector. If the sector continues to perform on this trajectory, especially during the tourist “peak-season”, significant growth in the tourism sector is inevitable.

The American market is the fastest growing tourist market in the Maldives in 2019. Tourist arrivals from the said market increased from 11.0 percent in 2018 to 25.5 percent through January to August in 2019. The fastest growing markets from Europe in 2019 were the Italian and French markets. Tourist arrivals from Italy and France increased by 32.1 percent and 21.9 percent respectively through January to August in 2019. Furthermore, the Chinese market, which is approximately a quarter of the market share in tourist arrivals, displayed a growth of 5.9 percent in the 2019 January to August period. Chinese arrivals have been

Chart 7: Growth in Tourist Bednights

in %



Source: Ministry of Tourism

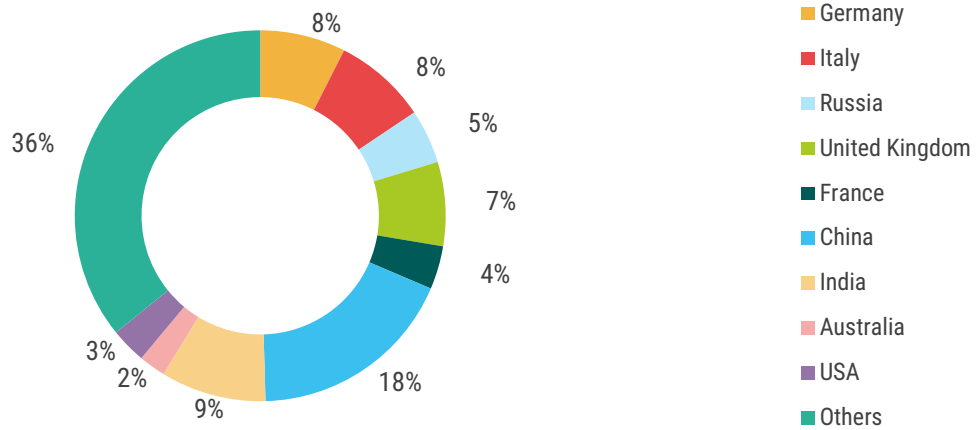
declining since 2015 and this was the first time since then that the market have shown positive results. In addition, tourist arrivals from India have more than doubled (a growth of 104.1 percent) in the January to August period. (Chart 8)

2.3 Construction

The construction sector growth mainly depends on the government’s infrastructure investments and major private sector investments. In the past few years, the government has carried out large infrastructure projects such as the Sinamale’ Bridge, Dharumavantha Hospital, the new Velana International Airport runway, and the Hulhumale’ Phase 2 development project. The private sector has also been investing heavily on the development of new resorts, increasing the operational bed capacity to record levels. Consequently, the construction sector witnessed robust growth over

Chart 8: Tourism Sector Market Share by Country

in %



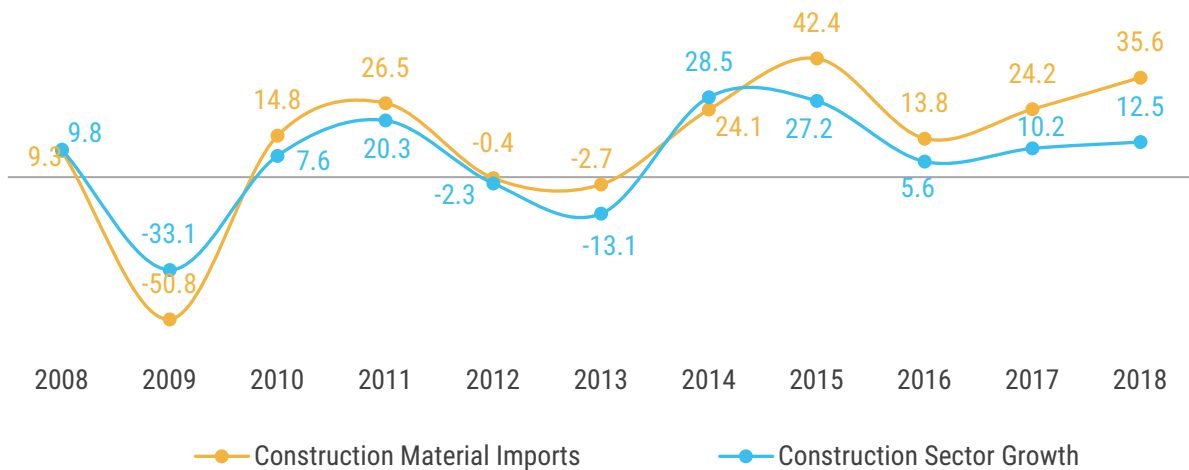
Source: Ministry of Tourism

the past few years. The average growth of the construction industry stood at 16.8 percent annually over the period of 2014 to 2018. However, the majority of the large scale infrastructure projects were completed towards the end of 2018. The new projects planned for 2019 were tendered and initiated in the latter half of 2019, resulting in the contraction of the industry. (Chart 9)

The main indicator of the construction sector performance is the performance of construction related imports such as wood, metal, cement and aggregates, as the country depends mainly on imports for the construction sector supplies. The construction related imports had decreased by 20.1 percent from the January to August 2019, compared to that of the previous year. As it had

Chart 9: Growth and Imports of the Construction Industry

in %



Source: National Bureau of Statistics, Maldives Customs Service



been previously mentioned, the main reasons for this decline was largely due to the completion of the large-scale infrastructure projects in the previous year, and the fact that most of the projects budgeted for the on-going year began in the latter half of the year.

Medium-term growth of the sector largely depends on the government investment on infrastructure and housing, and the private sector investment in the tourism industry. As a result of the progress of projects awarded in 2019 and the large number of new projects that are planned to commence in 2020, the construction sector is expected to grow in the medium-term. In addition, the increase in credit to the private sector is also expected to further stimulate the growth of this sector.

2.4 Others

The fishery industry of the Maldives is historically one of the most significant sectors of the economy. The average growth of this sector between 2014 and 2018 was approximately 3.2 percent. While fish purchases grew annually by 6.6 percent on average during this period, the industry is expected to grow by 1.5 percent in 2019.

Transport sector experienced robust growth since mid-2000, contributing to 5.6 percent of the growth in 2018. The sector grew annually by 2.8 percent on average between 2014 and 2018. As a

result of the rapid growth of the tourism industry this year, the transport sector was also expected to reflect a similar growth pattern.

The wholesale and retail sector grew annually by 6.4 percent on average between 2014 and 2018. However, the growth of this sector was non-linear and had been fairly cyclical. Current forecasts estimate that the sector will decline by 1.9 percent in 2019.

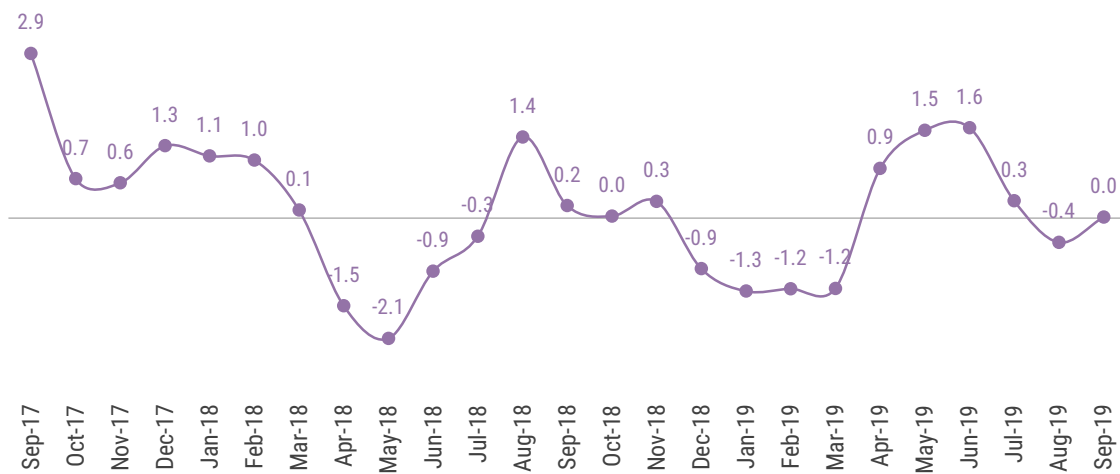
2.5 Commodity Prices

Commodity price levels are measured using the Commodity Price Index or the CPI. The CPI measures the average basket of goods and services used by each households and their prices in the country. The CPI weightage was rebased to August 2019 based on the “Household Income and Expenditure Survey 2016”. Prior to October 2019, the CPI weights were based on the 2012 weights. Therefore, significant changes are likely to be seen in the inflation rates.

Commodity prices deflated by 0.1 percent in 2018. The main determinant of the general price level in the Maldives largely depends on the government policies and the global commodity prices. For instance, the national inflation rate for the year 2017 was 2.8 percent as the government implemented tariffs on tobacco and sugary drinks. In addition, global oil prices also soared that year, further pushing the prices. The main reasons for

Chart 10: National Inflation Rate - Year on Year

in %



Source: National Bureau of Statistics

the deflation of 2018 were the government policies aimed at subsidising utility companies to harmonize electricity prices across the country and the subsidy on staple foods.

Looking at the past 12 months, the general price level in the Maldivian market has fairly stable. The main reason for this is that policies have been implemented this year in order to reduce prices. Such policies included agricultural imports, duty exemption on diesel for fishermen, and a subsidy to the national airline to reduce domestic ticket prices. In addition to this, electricity was also subsidized in 2019, further lowering electricity prices. (Chart 10)

3 Medium term Economic Outlook

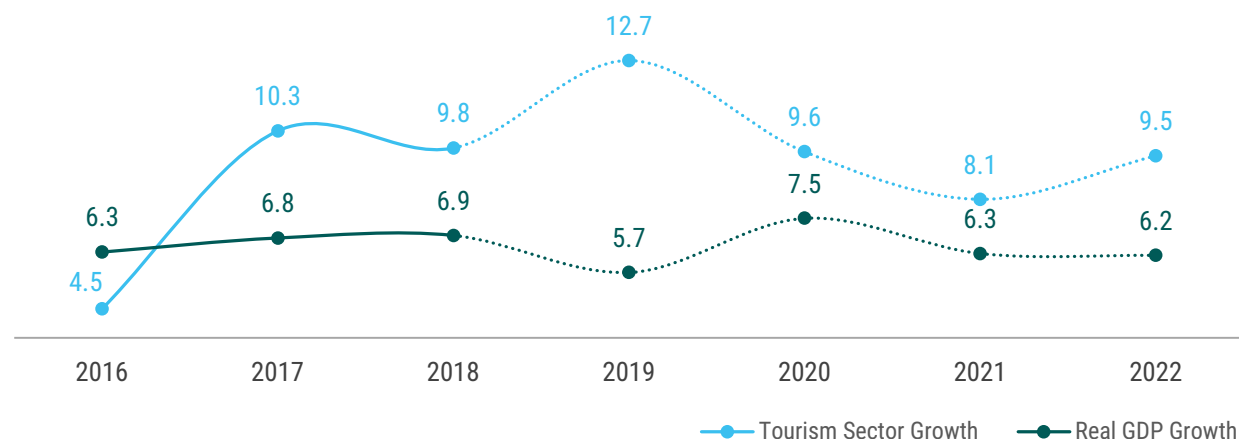
3.1 Economic growth

The medium-term development or economic growth forecasts are of utmost importance for the preparation of the budget and policy making. In the preparation of these forecasts, the period between the 2019 up to the year 2022 is considered.

After a 6.9 percent growth in 2018, the Maldivian economic growth was expected to be at 5.7 percent in 2019. The main reason for this slowdown was due to the expectation that the growth in the construction sector was to drop by 11.4 percent. Since most of the government's major projects were concluded in 2018 and the planned projects for 2019 was set to begin towards the end of the year, the construction sector performed poorly compared to 2018. Despite the low growth in this

Chart 11: Medium-term Economic Growth

in %



Source: Ministry of Finance, MMA

sector, the GDP was not expected to be impacted heavily as it was forecasted that tourist arrivals and the tourism sector in 2019 would increase by 16 percent and 12.7 percent, respectively.

When looking at the medium run, a 7.5 percent and 6.3 percent increase in economic growth are expected for 2020 and 2021, respectively. It is further forecasted that in 2022, this economic growth would level off with a growth of 6.2 percent (Chart 11). The expectation of this steady growth stems from the rapid growth forecasted in the tourism sector for the next three years. This stimulation of the tourism sector is anticipated due to the near completion of the runway at the Velana International Airport and the imminent commencement of its operations. This in turn would lead to further increase in tourist arrivals as new airlines begin flights to the Maldives. Moreover, as new resorts enter the market each year, efforts by these resorts to increase occupancy are expected to further increase tourist arrivals. In

addition, as the government spending on tourism promotions have increased by three folds, compared to previous years, this is expected to have a positive impact on tourism growth in the medium run.

The forecasted GDP changes in the medium run is associated with the government's Public Sector Investment Programme (PSIP) in the construction industry. As such, the Fiscal Strategy for 2020 outlines an increase in PSIP projects for the years 2020 and 2021 prior to gradually decreasing spending in 2022. As a result, in the next two years (2020 in particular) the construction industry is expected to grow and is forecasted to maintain at a steady level in the following year.

Due to the anticipated increase in tourist arrivals and the rapid growth in the tourism sector in the medium run, the transport and business sectors are also expected to benefit from positive spill-over effects. Moreover, since overall economic

growth along with consumption and investment are forecasted to increase, the productivity of the financial sector is expected to grow concurrently.

3.2 Nominal GDP

The 2019 nominal GDP was estimated to be MVR 87.8 billion, which was a 7.1 percent increase compared to the preceding year. Although 19.4 percent of this growth was attributed to the prices of goods or an increase in the GDP deflator, the primary reason was due to financial productivity. However, there is a MVR 2.4 billion difference between the current nominal GDP estimate and the forecasted figure in October 2018. The expected decline in the forecasted nominal GDP related to the over estimation of the construction sector performance for 2019.

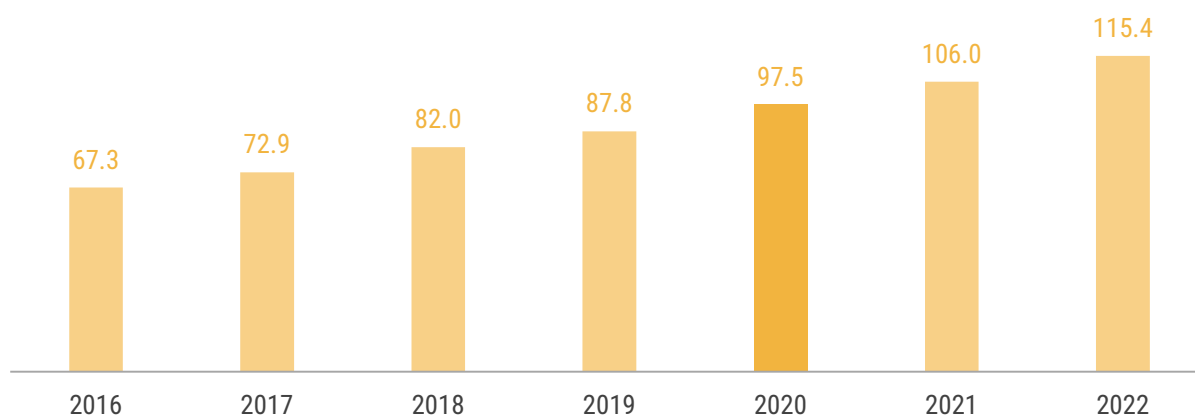
In the medium run, the nominal GDP is expected to grow rapidly. The nominal GDP is expected to improve by an average of 9.5 percent between the 2020 and 2022. The medium-run GDP or the real GDP is anticipated to rapidly grow, while at the same time the GDP deflator is expected to increase. The GDP deflator between 2020 and 2022 is expected to increase by 2.7 percent. Chart 12 illustrates the medium run nominal GDP forecast.

3.3 Inflation

Due to the adjustment of price for electricity, water and staple food, the deflation from 2018 rolled over to the first three months of 2019. However, the base effect of these changes has diminished from the beginning of April 2019. As a result of this, 2019 inflation is now expected to be at an average of 0.1 percent.

Chart 12: Medium-term Nominal GDP

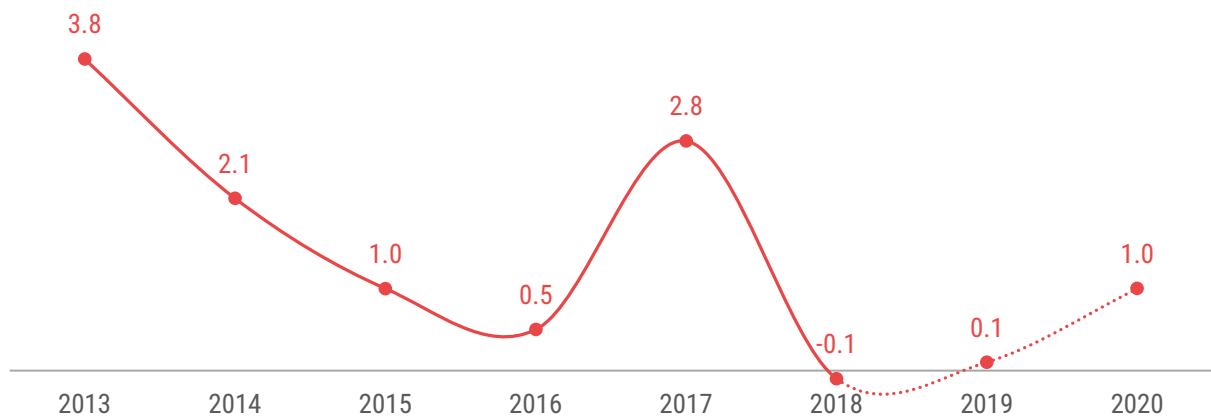
billions (MVR)



Source: Ministry of Finance, MMA

Chart 13: Medium-term Inflation

in %



Source: Ministry of Finance, MMA

The inflation rate for 2020 is forecasted to be an average of 1.0 percent; a comparatively higher rate than 2019. The main reason for this is the expectation that in 2020, the government will not be implementing policies that lead to low inflation rates (going into deflation) in the previous years. However, it is possible that the estimated inflation rate will change due to changes in world market prices since majority of goods in Maldives are imported products; price of goods are therefore dependent on international market prices. Moreover, any changes to government policies is also likely to have an impact on inflation. Graph 13 illustrates the medium run inflation rate forecast.

3.4 Balance of Payments and International Reserves

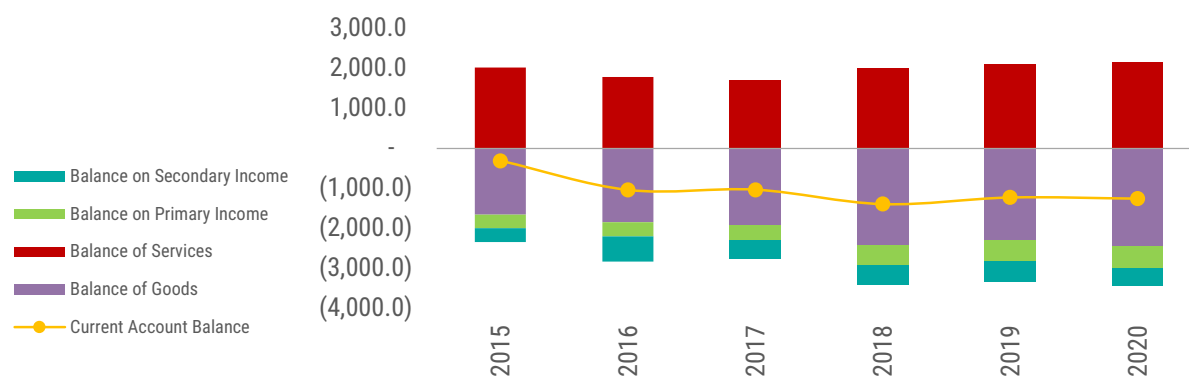
With reference to the balance of payments statistics prepared based on the data collected by the

Maldives Monetary Authority as at 31st October 2019, the estimated current account deficit at the end of 2019 stood at USD 1,222 million. This amount was expected to be at USD 1,1207.1 million at the end of 2020. In terms of GDP, the estimated current account deficit was at 21.5 percent for 2019 and is expected to decrease to 19.1 percent in 2020.

In terms of the trade of goods details, there was an estimated 7.4 percent increase in exports, totalling up to USD 364.3 million for 2019. This amount was expected to increase to USD 372.9 million in 2020. The key driver behind this was an estimated increase in inbound tourists, accompanied by an expected increase in jet fuel sales for passenger aircrafts. In terms of imports, USD 2,654.6 million worth of goods were estimated to be imported in 2019, while USD 2,810.1 million worth of goods are forecasted to be imported in 2020. This is mainly due to the expected growth in tourism and an estimated increase in the volume

Chart 14: Current Account Balance

million (USD)



Source: MMA

of construction projects leading to increased demand for imports of construction materials and machinery.

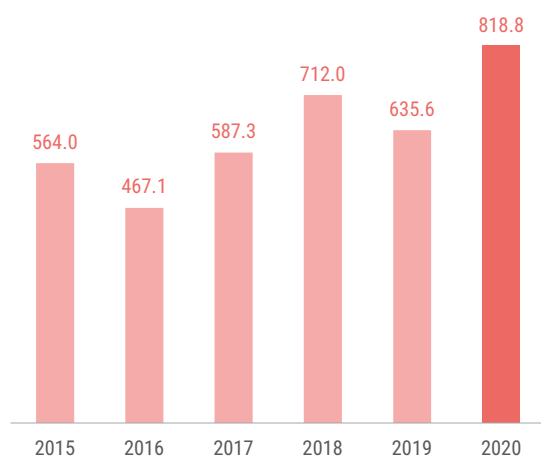
In the service industry, the value of services to be obtained from abroad by Maldives in 2020 is expected to be USD 1,401.0 million, with the value

of revenue gained by providing services to foreign parties is estimated to be USD 3,578.1 million. From the latter amount, USD 3,278.7 million is expected to be obtained by the tourism industry. This is a 4.0 percent increase in comparison to 2019. The main reason behind this increase is the estimated growth of the tourism industry in 2020 (Graph 14).

At the end of 2019, the national reserve of Maldives is forecasted to be at USD 635.6 million, while a total of USD 818.8 million is forecasted in national reserves by the end of 2020.(Graph 15).

Chart 15: Gross International Reserve

million (USD)



Source: MMA

3.5 Medium term risks to the Economy

With a direct sectorial contribution of 25.2 percent of the tourism sector to national output, high exposure to external shocks is one of the largest risks faced by the Maldivian economy. As the

tourism sector is inherently linked to many other sectors such as wholesale, retail trade and transportation, the indirect contribution or spill over generated from tourism is much higher. Developments in tourist source markets which have an impact on arrivals and bednights could therefore have a significant impact on the Maldivian economy, with the possibility of the effects being quickly propagated to other related sectors as well. Therefore, the concentrated share of the tourism sector in the Maldivian economy is the single largest factor which poses risks to the medium term forecasts.

Looking more closely at the risks arising from the tourism sector, the sector itself is reliant on tourists from a few source markets. In 2018, 56.1 percent of tourists were from seven countries, namely Germany, Italy, Russia, UK, France, India and China. If these countries experience an economic slowdown, it is likely that the effects may translate into lower demand for the tourism sector of the Maldives. A current example is the case of the developments in the UK. As the UK was actively seeking to withdraw from the European Union, the uncertainty and restrictions that arose due to this were to be closely monitored. The medium term GDP projections have been made assuming that the negative effects of the uncertainty and potential restrictions due to Brexit would not worsen over time compared to the current level. In order to mitigate the risk from a concentrated tourism sector, diversification of the tourism sector is essential. Possible avenues to do this could be by in-

creasing marketing efforts in prospective source markets and broadening the supply of tourism products offered in the Maldives from predominantly high end resorts to more mid-range resorts and guesthouses.

The domestic political situation has always been a factor that affected tourism sector activity in the Maldives, with periods of more political and social unrest corresponding with lower tourist arrivals. In addition, natural disasters, adverse climate related events and other dangerous incidents can also decrease the demand of the domestic tourism sector. For reasons discussed above, this in turn can significantly dampen overall economic activity, and thus poses a risk to the medium term forecasts.

The potential risks to the inflation forecast are expected to be the same as the primary factors which have historically led to changes in domestic prices. One of these is unanticipated changes in administered prices of basic goods such as rice, flour and sugar. For example, the decision by the government to reduce the subsidy on staple foods in 2017, and the reversal of the decision in early 2018 both led to significant fluctuation in the inflation rate at the time. No such changes which affect the prices of basic goods such as staples or fuel were anticipated at the time of making the projections, and therefore, any such policy changes will likely lead to deviations from forecasted inflation. In addition, with the Maldives being a small, open economy with a high pass-through

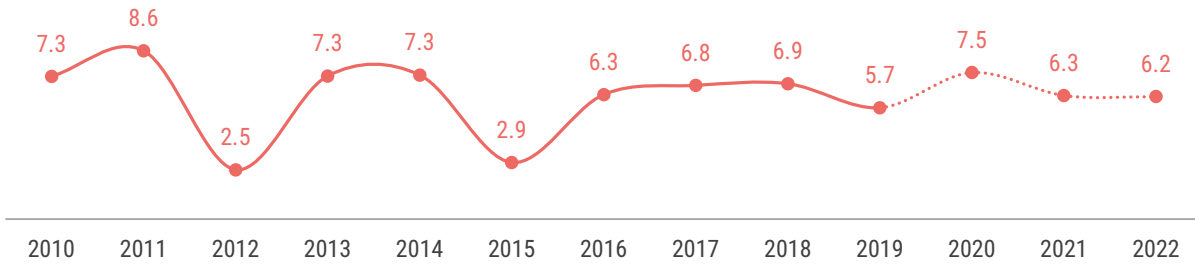
of foreign prices to domestic inflation, changes of prices on the international market will always be a determinant of prices in the domestic economy. Other possible risks include unanticipated changes to the tax regime, import duties or the exchange rate.

Being a country almost fully dependent on imports, increases in public expenditure is likely to necessitate an increase in imports, thus deteriorating the current account deficit. In particular, as seen in the recent past, an increase in the number

and magnitude of public sector infrastructure investments will lead to an increase in the import of construction materials. This highlights the importance of maintaining government expenditure at sustainable levels, and phasing out public sector investments through a clear mechanism of prioritization. Otherwise, a deterioration in the current account deficit could lead to an increase in the demand for foreign currency, ultimately leading to pressures on the Rufiyaa exchange rate.

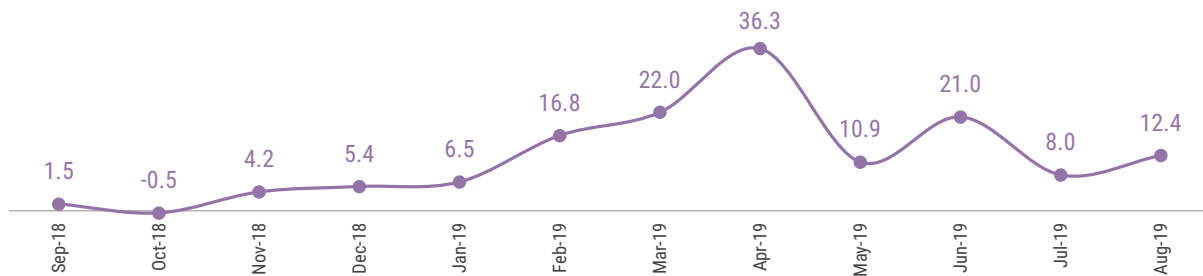
Summary of the Maldivian Economy

Despite the slowdown in growth of the economy in 2015, it picked up and maintained at about the same level until 2018



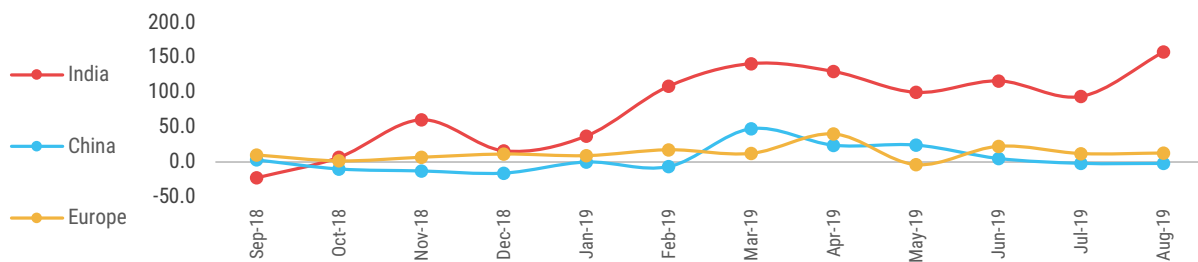
Source: National Bureau of Statistics

Tourist Arrivals until August 2019 increased by 16.6 percent compared to the same period of last year...



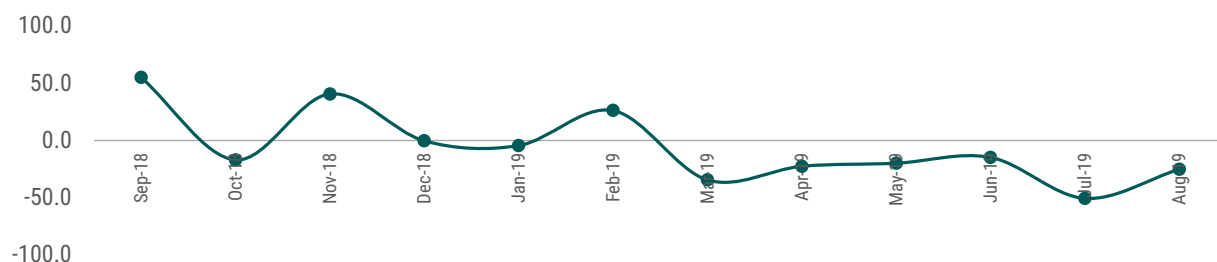
Source: Ministry of Tourism

Inbound tourists from Europe and India have been increasing along with that of China...




Source: Ministry of Tourism

Construction Materials Imports declined by 20.1 percent from January to August 2019, when compared to the imports from the same period last year...



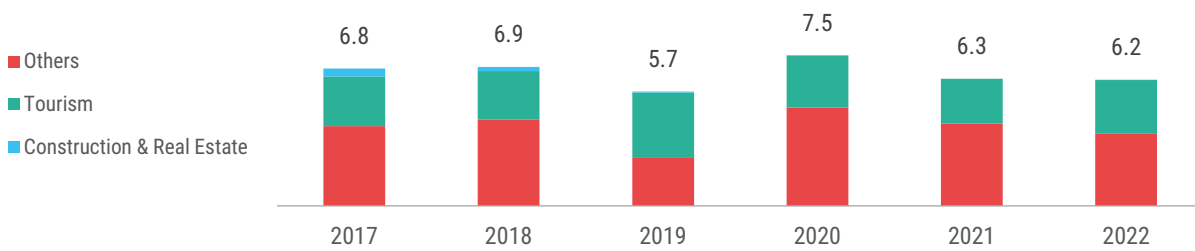
Source: Maldives Customs Service

Despite the deflation observed in the first half of the year, there was a period of low inflation mid-year. Current trajectories indicate another spell of deflation...



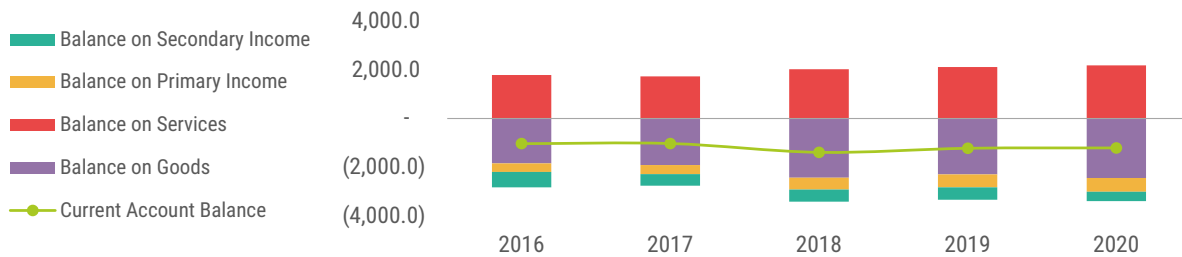
Source: National Bureau of Statistics

Medium term growth is highly dependent on the growth of the tourism sector...



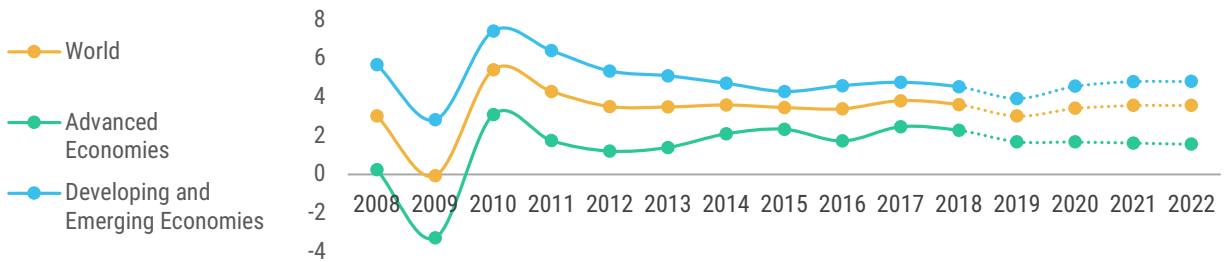
Source: Ministry of Finance, MMA

Despite the increase in the Current Account deficit in 2018 due to the significant growth of imports, this deficit is expected to decrease this year...




Source: MMA

Despite the global economic slowdown in 2019, the robust growth of Developing and Emerging Economies is expected to drive the global economic growth



Source: Ministry of Finance, MMA



Fiscal Position and Outlook

This section highlights the current fiscal or budget position and the fiscal outlook of Maldives. It indicates the aims and goals to be achieved through the use of the budget. The section also includes details on the latest revisions and changes to forecasts of revenue and grants, and expenditure of 2019; and the initial forecasts of revenue and grants, and expenditure targets for the budget of 2020. Furthermore, the statement looks at the budget deficit and debt, and also the means of financing the budget for the year.

1 Budget Aim for 2020

The budget of 2020 is the initial budget that would reflect the governments manifesto and strategic action plans of President Ibrahim Mohamed Solih since the commencement of the new administration in 2018.

The 2020 budget aims to begin efforts of the new government in fulfilling the pledges in the “*Jazeera Raajje*” manifesto. In this regard, some pledges of the “*Jazeera Raajje*” manifesto has been included in this budget. In addition to this, the budget is mapped to the Strategic Action Plan (SAP) which was released in October 2019.

The medium-run government budget and the budget of 2020 in particular prioritise the development of basic infrastructure facilities. This is a reflection of the government’s promise to provide access to water and sanitation in all islands. As such, the budget of 2020 and 2021 accounts for the continuation of water and sanitation projects

of 2019 and the development of the remaining islands without basic infrastructure.

The 2020 budget also adds weight to projects and activities aimed at economic diversification. Notable projects include the relocation of sea port to Gulhifalhu and the development of the Velana International Airport terminal.

The provision of basic services is a high priority to the government. As such, the 2020 budget emphasizes on the improvement of the quality of basic services provided. In this pursuit, it has been decided to development of regional hubs, in which these basic services are provided in an effective manner. Additionally, in the effort of improving the quality of healthcare services, the development of 5 regional tertiary hospitals will continue. As a result, high quality health care can be provided from all corners of the Maldives.

When focusing on the provision of education as a basic service, the budget also includes investments in single session schools, rolling out of

breakfast programs in schools across atolls, improving the quality of teachers and investing in information technology to enhance service delivery in education sector. Moreover, the budget also includes a special focus on providing welfare benefits to the disabled and those with special needs.

As a number of major infrastructure projects have been completed and operationalised in recent years, recurrent expenditures associated with these projects have been on an increasing trend. Further to this, due to misallocations of funds for recurrent expenditures in past few years, there has been an accumulation of pending bills and arrears, limiting service delivery. Also, the increase in budget virements made during the year contributed to low budget credibility. In order to address these issues, the ministry has published a guideline for budget virements and appropriations during the year. In view of this, one of the aims of the 2020 budget is to improve the budget credibility and to prepare a budget that would deliver the policies of the government. Hence, the budget for 2020 accounts for the quality enhancement of government services, and completion of ongoing projects and activities.

The 2020 budget includes a major structural change; fiscal decentralisation. As such, the budget allocated “block grants” to local councils. This increases the fiscal responsibility of councils and allow councils to be fiscally independent and responsible. Another primary aim of the 2020 bud-

get is to increase economic activity through investments in infrastructure projects

2 Medium Term Fiscal Strategy

Prior to the formulation of fiscal policies, the Ministry of Finance first prepares the fiscal strategy. This strategy is annually submitted to the People’s Majilis on the month of July. As such, the fiscal strategy for 2020 was published in the gazette in 2019.

The fiscal strategy is a budget preparation guideline, the strategy includes government revenues and expenditure reflecting government’s policies.

The fiscal strategy prepared for 2020 to 2022 intends for the budget deficit to gradually reduce in the medium term and reach a budget surplus within the next five years. In order to maintain the support of the fiscal policy in economic growth, the strategy opts to gradually reduce the budget deficit instead of abruptly aiming to achieve a surplus. In order to ensure fiscal sustainability, the strategy aims to maintain steady growth rate in debt to nominal GDP with the growth in budget. This would help to ensure quality in service delivery and maintain the debt levels.

For the deficit path to be maintained and the fiscal policy to be shaped in this manner, the rate at which government expenditure increases must

be maintained and spending efficiencies must be gained. Moreover, to increase budget credibility, it is important to introduce budget virement rules into the legal framework of preparing and utilising the budget. In this regard, an important step has been taken this year by introducing the budget virement and appropriations rule which would be in effect by 2020.

Furthermore, improvements need to be brought to the current efforts made to increase efficiency of the fiscal policy and public finance management. Therefore, reforms need to be made in these areas of public finance management in the medium term.

The budget for 2020 would reflect the underlying policies included in the fiscal strategy this year.

3 Government Revenue

The main source of inflow for spending comes from revenues realised by the state. Revenue is considered a vital tool in fiscal policy as revenue policies can be used to influence economic incentives and enable the redistribution of income. Revenues, tax revenues in particular, represent participation the participation of the public within the government – thereby the state’s – operations. As such, the implementation of sustainable revenue measures is crucial in improving the efficiency of the economy and the fiscal framework year by year.

In whole, the state mainly receives tax revenue and non-tax revenue as income. In addition, trust funds and grants contribute to income.

3.1 Changes in Revenue

With the introduction of a modern tax system and the efforts in implementing new revenue measures, the revenue of the government has increased year by year. Although the rate of increase in revenue has varied over the years due to various challenges to the economy, on average, the revenue and grant growth has been 9.7 percent for the years 2015 to 2019. During this period, on average, the revenue (excluding grants) growth has been 8.0 percent. (Chart 16)

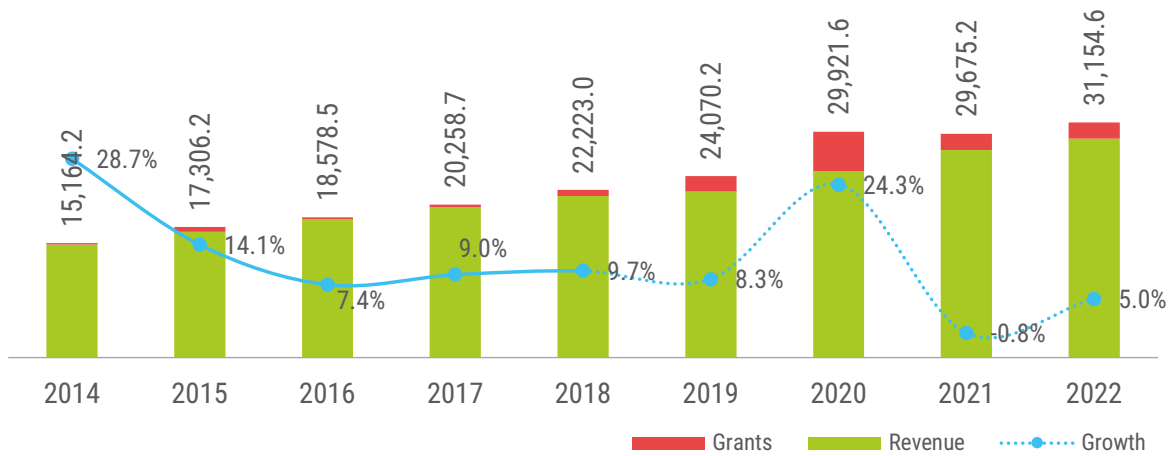
However, the rate of growth of revenue and grants has fallen vis-à-vis the nominal GDP. On average, the Nominal GDP growth has been 9.1 percent for 2015 to 2019. This requires action following a comprehensive study on the reason for the slow-down in growth. (Chart 17)

3.2 Revenue to GDP Ratio

Since the introduction of the modern tax system, the government revenue as a percentage of GDP has increased consistently. The contributors to this revenue growth include the introduction of new taxes and fees, increasing tax rates and the broadening of the tax base over the years.

Chart 16: Revenue and Grants

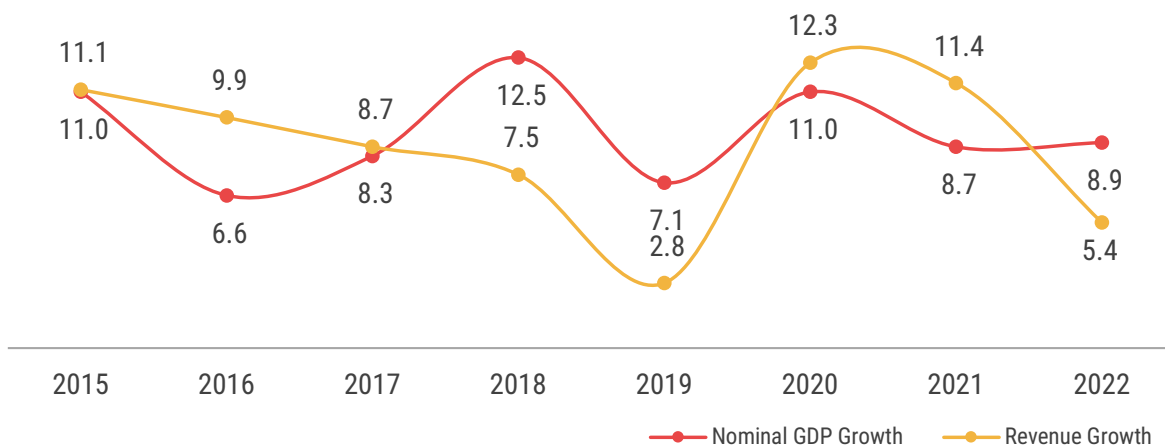
million (MVR)



Source: Ministry of Finance

Chart 17: Revenue and Nominal GDP

in %



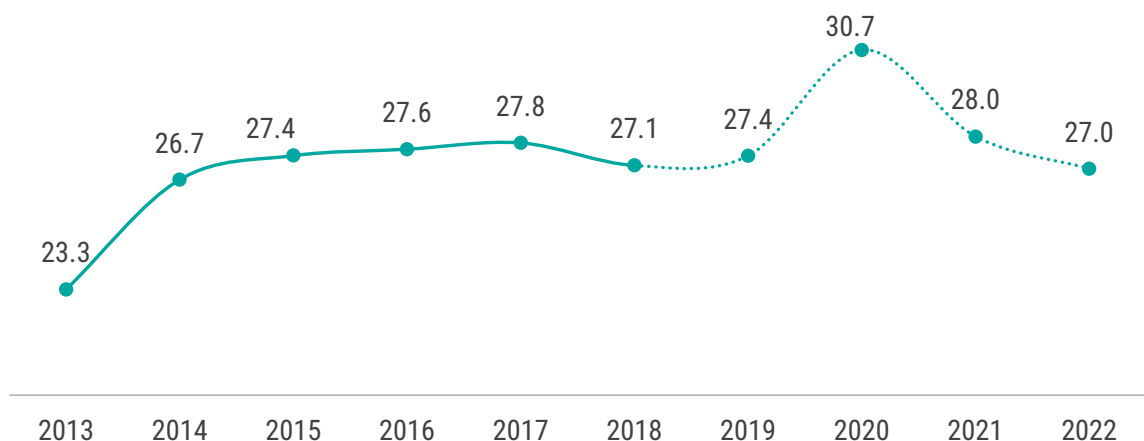
Source: Ministry of Finance

Moreover, since 2016 no significant changes were made to the revenue policies, revenue to GDP ratio slowed down during the years following 2016. However, with the new revenue policies proposed to increase revenue and the USD 150 million grants expected to receive in 2020, estimated government revenue and grants is expected to increase during the year.

Moreover, the USD 150 million invested as a security in the government of India has now been guaranteed to transfer as a grant, on average, income and grants as a percentage of GDP is expected to rise by 30.7 percent during 2020. (Chart 18)

Chart 18: Revenue as a share of GDP

in %



Source: Ministry of Finance

3.3 Revenue in 2018

The government revenue and grants for the year 2018 totalled MVR 22,223.0 million. This included MVR 15,833.9 million as tax revenue and MVR 5,569.3 as non-tax revenue and MVR 819.8 million as grants.

The estimated revenue and grants of the approved budget for the year 2018, including the new revenue policies proposed, was MVR 22,400.7 million. This included the new revenue policies proposed for the year. This contained MVR 16,301.0 million as tax revenue, MVR 5,366.0 million as non-tax revenue and MVR 733.7 million as grants.

The only new revenue measure included in the 2018 budget was the additional revenue from amendments to the BPT and GST acts proposed with the 2017 supplementary budget. However, since these amendments were delayed to revise the amendments with a better understanding of

how the amendments would impact the economy, the actual revenue and grants declined compared to the estimated revenue and grants for 2018.

However, by the end of the year, the actual revenue and grants received was 4.2 percent higher than the revised amount of MVR 21,322.9 million. This was a result of an increase in import duty, higher than expected Bed Nights growth rates, and high revenues from GST and Green Tax compared to the estimates. Moreover, revenue from SOE dividends, one of the main components of non-tax revenue, also increased. In addition, the MVR 25.0 million grant received from the Government of India in the last quarter of 2018, increased the actual grants compared to the estimated grants. (Chart 19)

Chart 19: Main Composition of Revenue for 2018

million (MVR)



Source: Ministry of Finance

3.4 Revenue and Grants in 2019

The estimated total revenue and grants for the budget approved by the Parliament for 2018 was MVR 23,339.8 million. Moreover, it anticipated a MVR 716.8 million grant in the Parliament-approved supplementary budget of 2019. Therefore, with the inclusion of the supplementary budget, the estimated revenue and grants for the Parliament-approved budget reached MVR 24,056.6 million.

The approved revenue and grants included an estimated MVR 16,506.5 million as tax revenue, MVR 5,648.7 million as non-tax revenue, and MVR 2,069.8 million as grants. This also included the amount estimated to be received from trust funds.

As the 2019 budget was approved in a period of transition, there was no plan to include any new revenue strategies in the 2019 budget. Thus, no

new revenue strategies were proposed for the year.

The revised revenue and grants were estimated to be received by the end of 2019 was MVR 24,070.2 million. This included estimates of MVR 16,164.9 million to be received as tax revenue, and MVR 5,836.9 million to be received as non-tax revenue. In addition, MVR 2,068.4 million was estimated to be received as grants till the end of the year.

3.4.1 Revenue compared to 2018

It was estimated that the revenue for 2019 would increase by 8.8 percent compared to 2018. This expectation was made due to the rise in economic growth, the higher-than-expected growth in the tourism sector as the tourist arrival rate and bed night rate was estimated to rise by 16.0 percent and 13.5 percent respectively.

Tax revenue and non-tax revenue was estimated to increase by 2.1 percent and 4.8 percent respectively, during the year 2019 compared to 2018. The upsurge in tax revenue was due to the positive growth in tourism sector compared to the previous year and will result in increased revenue from TGST, Airport Service Charge (ASC) and Green Tax. Even though revenue collection from BPT was estimated to rise in line with the positive trends in the tourism sector, GGST was estimated to decline due to the contraction in the construction sector during the year. However, as the construction sector was likely to pick-up during the last quarter of 2019 and the volume of imports was expected to rise during the period, revenue from import duty was estimated to rise compared to 2018.

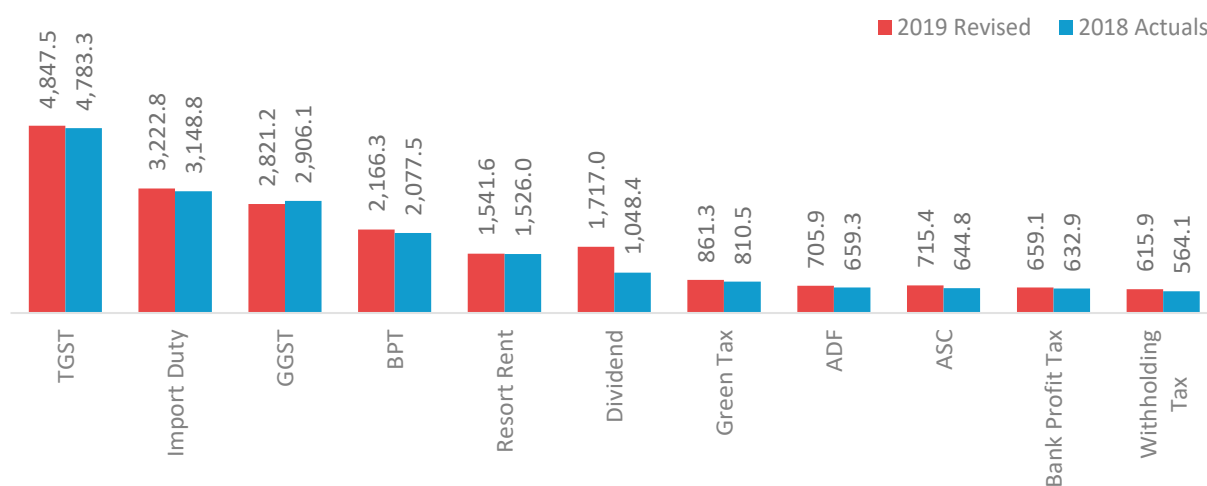
Revenue from non-tax revenue was estimated to increase compared to 2018 mainly as revenue

from airport development fee (ADF) is estimated to rise significantly as a result of favourable tourist arrival rate during the year. Moreover, difficulties faced by the SOEs in paying dividends due to cash flow issues during 2018 was expected to minimise in 2019 and commence payments of dividends over the course of the year. Likewise, revenue from resort lease rent was also expected to grow as new resorts began operations in 2019. However, revenue from Land Acquisition and Conversion Fee was expected to be lower than 2018 this year. (Chart 20)

In addition, it was estimated the grants for 2019 would rise by 152.3 percent compared to 2018 as grants from different countries was anticipated to increase during 2019.

Chart 20: Main Components of Revenue, 2018 Actuals and 2019 Revised

million (MVR)



Source: Ministry of Finance

3.4.2 Revenue compared to initial forecast

The revised forecasted revenue and grants for 2019 was MVR 24,070.2 million; 0.1 percent higher than initial forecasts for the year. This was mainly because the revised non-tax revenue was expected to rise, and grants were expected to remain in line with initial forecasts. This is despite the expectation that the revised tax revenue to be lower than initial projections.

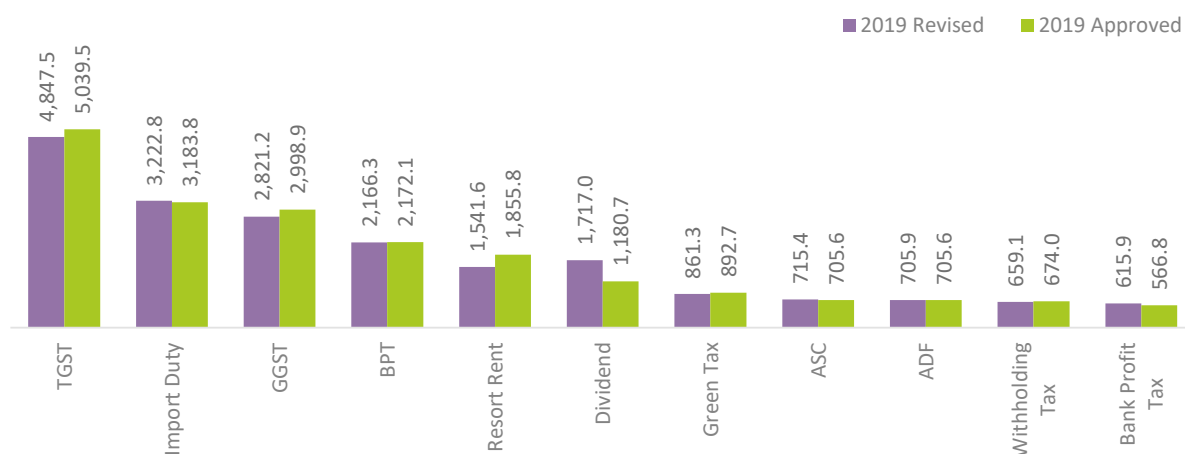
The proposed budget for 2019 initially forecasted tax revenues totalling MVR 16,506.5 million. However, the revised tax revenue stood at MVR 16,164.9 million. This was due to the expectation that revenue from GGST and Green Tax being lower despite improvements in the tourism sector and economic growth during the year. The revised forecast is 2.1 percent lower than initial forecasts.

Non-tax revenue was expected to be 6.5 percent higher than initial forecasts for 2018. However, out of the major contributors to non-tax revenue, dividends were expected to be higher than initial forecasts. More SOEs were to pay dividends as higher profits cleared the liquidity problem faced by the SOEs during the year. As such, more SOEs were to pay dividends in 2019 compared to the initial forecasts. Furthermore, revised estimates for resort lease rent was lower than initial forecasts as many resorts planned to be opened during the year had to delay rental payments as they had to extend their construction period. The revised forecast was 16.9 percent lower than the initial forecast, which resulted in the overall revenue from Property Income declining by 18.7 percent.

Likewise, as the grants for this year is expected to remain consistent with the initial forecast, it is expected that the grants will remain close to initial forecast. (Chart 21)

Chart 21: Main Components of Revenue, 2019 Approved and Revised Estimates

million (MVR)



Source: Ministry of Finance

3.4.3 Main Components of Revenue in 2019

Import Duty

The forecasted revenue from import duties was MVR 3,222.8 million, which is 2.3 percent higher than the actual revenue of import duty of 2018. The main reason for this was the rise in prices of imports as a result in the rise in global commodity prices. Moreover, even though a short fall in volume of exports was observed due to the contraction in the construction sector until August 2019, the volume of imports was expected to rise from the expansion in the construction sector observed in the final quarter of 2019. The revised estimates are 1.2 percent higher than the initial forecasted revenue from imports. (Chart 20 and 21)

Business and Property Taxes

The revised estimate for business and property taxes for the end of 2019 was MVR 3,464.4 million. The revised estimates for business and property tax were 0.4 percent and is 4.5 percent higher than forecasted revenue of 2019 and actual revenue of 2018 respectively. Major contributors of business and property taxes include BPT, withholding tax and bank profit tax.

The largest revenue contribution to business and property taxes was revenue from Business Profit Tax (BPT). The revised estimate for BPT expected revenue worth MVR 2,166.3 million by the end of 2019, which is 4.3 percent higher compared to the

actual revenue received in 2018. The BPT of 2019 was based on the business records or profits of business of the previous year. The main reasons for the increase in forecasted revenue from this category was the rise in economic growth in 2018 compared to the previous year. Moreover revenue from BPT was expected to rise due to positive business performance as a result of measures taken to resolve loopholes and issues in the current tax system. However, the revised estimate was 0.3 percent lower than the initial forecast of BPT. Moreover, it was estimated that the withholding tax (WHT) receipts would amount to MVR 659.1 million, an increment of 4.1 percent compared to the amount received in 2018. It was expected that WHT from information, communication, tourism, and travelling sector would rise during the year. The forecasted revenue from WHT was 2.2 percent lower than the initial forecast for the year.

The second largest contributor to business and property taxes is the Bank Profit Tax (BnPT). It was estimated that the revenue from BnPT to be MVR 615.9 million, an increment of 9.2 percent and 8.7 percent compared to actual revenue received in 2018 and the initial forecast for 2019 respectively. This increment shows that profits of banks in 2018 was higher than profits in 2017. Like BPT, as BnPT was also based on profits of banks from the previous year

Goods and Services Tax

Revenue from Goods and Service Tax (GST) was estimated to stand at MVR 7,668.7 million by the end of 2019. This was 0.3 percent and 4.6 percent lower than actual revenue in 2018 and initial forecast of 2019 respectively. The two components of GST are the General Goods and Services tax (GGST) and the Tourism Goods and Services tax (TGST).

The revised revenue estimate for GGST for the end of 2019 was MVR 2,821.3 million. This is a 2.9 percent and 5.9 percent decline compared to actual revenue received in 2018 and the initial forecast for 2019 respectively. This was mainly driven by the decline in sales in the construction sector following its contraction in 2019. Moreover, it was estimated that the collections from audits and enforcement collections to be lower in 2019 compared to the previous year.

The revised estimate for BPT for the end of 2019 was expected to stand at MVR 4,847.5 million. This was an increment of 1.3 percent compared to the initial projection as tourism bed nights were later anticipated be higher than initial estimates. Despite the forecasted increase in bed nights, this amount was 3.8 percent lower than the initial revenue estimated for GGST. This decline was likely due to the expected decline in price of services in the tourism sector and issues related to tax compliance. In addition, collection from audits and enforcement were expected to be lower. (Chart 20 and 21)

Other Taxes and Duties

Revenue from Other Taxes and Duties was expected to stand at MVR 1,716.3 million, an increment of 7.0 percent compared to the actual revenue received in 2018. However this was a 2.1 percent decline compared to the initial revenue forecasted to receive from this category. Major revenue contributors in category were green tax, ASC and remittance tax.

The largest contributor to this category was green tax. Revenue from green tax was expected to increase by 6.3 percent compared to the revenue received in 2018. This was due to higher than expected growth in tourist bed nights compared to both forecasts and performance. However, this was 3.5 percent lower than the initial estimates.

The ASC, the second largest contributor in this category, was expected to stand at MVR 715.4 million as the revised tourist arrivals figure was expected to rise during this year. Therefore, revised estimates of green tax was expected to rise by 10.9 percent compared to the previous year and by 1.4 percent compared to initial forecasts. In addition, the revised remittance tax revenue estimate for the end of 2019 was MVR 100.1 million. This was a 1.7 percent and 8.2 percent decline compared to revenue received in 2018 and initial forecast for 2019 respectively. This was mainly due to reduction in the expected amount of money transferred overseas via banks and money transfer agencies. (Chart 20 and 21)

Fees and Charges

The revised fees and charges estimate of MVR 1,410.7 million for 2019 was 5.0 percent lower than the actual revenue of 2018, which was MVR 1,484.3 million. This was mainly due to the revenue loss from abolishment of Construction Extension Fee which is one of the main revenue contributor to this category. During this year, revenue from the Construction Extension Fee was expected to decline by 67.8 percent. However, as the tourist arrivals in 2019 was estimated to rise, revenue from ADF was expected to stand at MVR 705.9 million, an increment of 7.1 percent compared to revenue received in 2018. Likewise, revenue received from resident permits was also expected to increase by 2.5 percent by the end of 2019. Moreover, resident permit revenue was expected to increase by 9.0% compared to initial forecasts.

Property Income

The revised revenue projection from property income was MVR 1,726.8 million. This was 15.4 percent higher than the actual revenue of 2018, and 18.7 percent higher than the initial forecast for this category. Unlike 2018, revenue from Land Acquisition and Conversion Fee from this category was expected to decline by 95.6 percent in 2019. Moreover, the resort lease rent, the main component of non-tax revenue, is in this category. MVR 1,541.6 million was expected to be received as resort lease rent by the end of 2019. This was

a 1.0 percent increment compared to the revenue received in 2018. However, a significant number of rent payers opted to extend their construction period during the year, which extended the rent repayment start date. As a result, resort lease rent was expected to decline compared to initial forecasts by 16.9 percent by the end of the year.

Interests and Profits

The revised forecast of total interest and profits for 2019 is MVR 1,717.0 million. This was a 63.8 percent increment compared to 2018 revenue and a 45.4 percent increment compared to the initial forecast. Dividends from SOEs were expected to rise as higher than expected amount of SOEs were to pay dividends as rises in profits cleared out liquidity problems faced by the SOEs in 2019. More specifically, MVR 406.3 million worth of dividends were expected from MCL in 2019. According to current policies, SOEs have to declare 60% of the profit as dividends.

Grants

The revised forecast for grants was MVR 2,069.8 million including the MVR 716.8 million budget supplement submitted to the Parliament in 2019. It was estimated that, by the end of 2019, the receipts from grants would reach MVR 2,068.4 million. This included the MVR 776.6 million that was to be received as projected grants and MVR

1,290.0 to be received as cash grants.

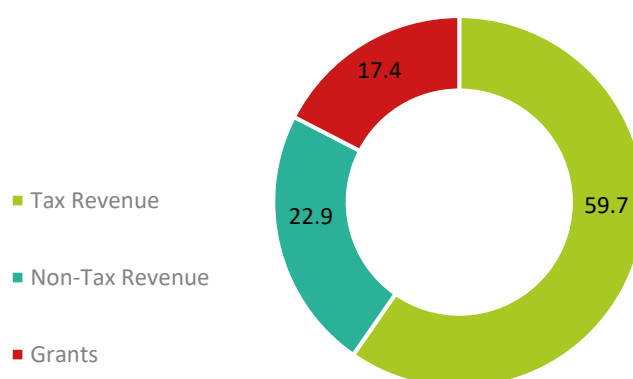
Even though the forecasted revenue of grants for 2019 was 152.3 percent higher compared to revenue received in 2018, it was 0.1 percent lower compared to the initial forecast. This was because the water and sewerage development projects for 37 islands were to be funded via a credit facility by the Indian Exim Bank. Although grants were to fall short of the forecasted value, cash grants from different were expected to be higher than the initial forecast.

3.5 Revenue and Grants for 2020

The approved total revenue and grants for 2020 is MVR 29,921.6 million. This includes MVR 17,852.3 million as tax revenues, MVR 6,854.4 million as non-tax revenues and MVR 5,214.9 million as grants. (Chart 22)

Chart 22: Revenue and Grants Composition for 2020

in %



Source: Ministry of Finance

The estimated revenue and grants for 2020 is 24.3 percent more than the revised revenue and grants for 2019. Tax revenue is expected to increase by 10.4 percent while non-tax revenue is expected to remain consistent with revised revenue for 2019. Moreover, inflows from grants, is expected to increase by 152.1 percent.

Tax revenue is forecasted to increase in 2020 as the construction sector is expected to grow and from increased revenue from import duty due to duty rates amendments. Moreover, as a result of economic growth and positive growth in the tourism sector, tourist arrivals to the Maldives and expected improvements in bed nights. Therefore, an increment of revenue from BPT, GST, Airport Service Charge (ASC) and Airport Development Fee (ADF) is anticipated.

Revenue from resort lease rent will also increase compared to 2019 with new resorts beginning to operate over the course of 2020. In addition, as

a result of contraction of liquidity issue, dividend expected from SOEs during the year is also forecasted to rise.

Compared to 2019, a notable increment in forecasted revenue for 2020 is expected as it accounts for the new revenue measures. The new revenue measures in this budget include amendments to import duty rates of selected goods; fees levied by the Maldives Customs Service; the forthcoming personal income tax; amendments to ASC and ADF rates; changes to resident fee; the new quota fee for foreign workers; and revenue from the lease of new islands for resort development. (Chart 11) The forecasted revenue increment of 2020 is also due to the expectation of positive growth in the tourism sector and the economy.

Furthermore, an expected cash grant of USD 150.0 million is also included in addition to new revenue measures and current grants. Moreover,

the forecasted revenue for 2020 was estimated by accounting for the USD 150 million invested in the Maldives treasury bills by the government of India via State Bank of India in 2019 which has been guaranteed to be converted to a grant in 2020.

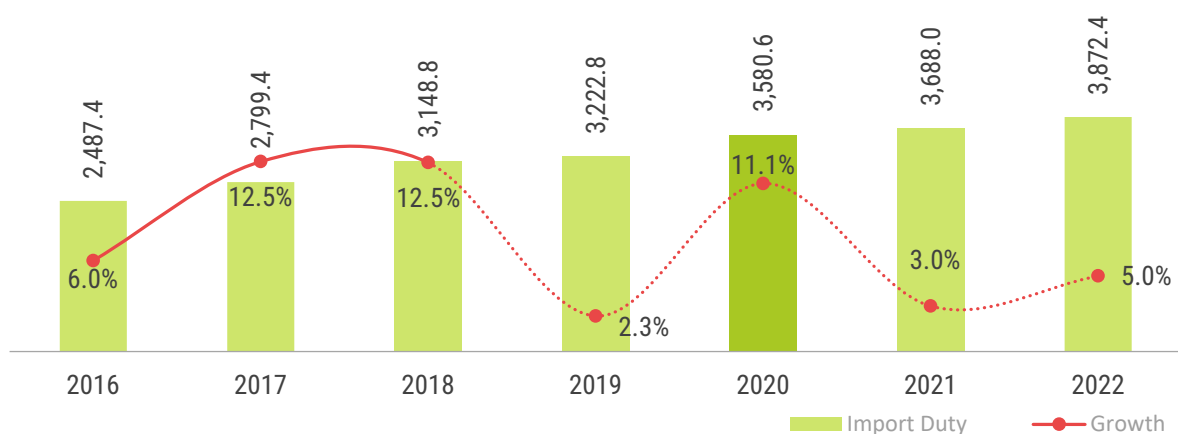
3.5.1 Main Components of Revenue

Import Duty

It is estimated that MVR 3,580.6 million worth of import duties to be received in 2020. This is an increment of 11.1 percent compared to revised revenue from import duties in 2019. The major contributory factors of this increment are the increased value of imports to Maldives due to changes in world commodity prices, the rise in forecasted revenue from import duties, and the expected relative increase in the volume of im-

Chart 23: Import Duty

million (MVR)



Source: Ministry of Finance

ports to previous year as construction sector is expected to pick up in 2020. Moreover, revenue from import duty is expected to increase due to changes to the method of import duty collection and amendments to the import duty rates. (Chart 23)

Business and Property Taxes

MVR 4,027.8 million worth of business and property taxes are expected to be received in 2020. This is an increment of 16.3 percent compared to revised estimates for 2019.

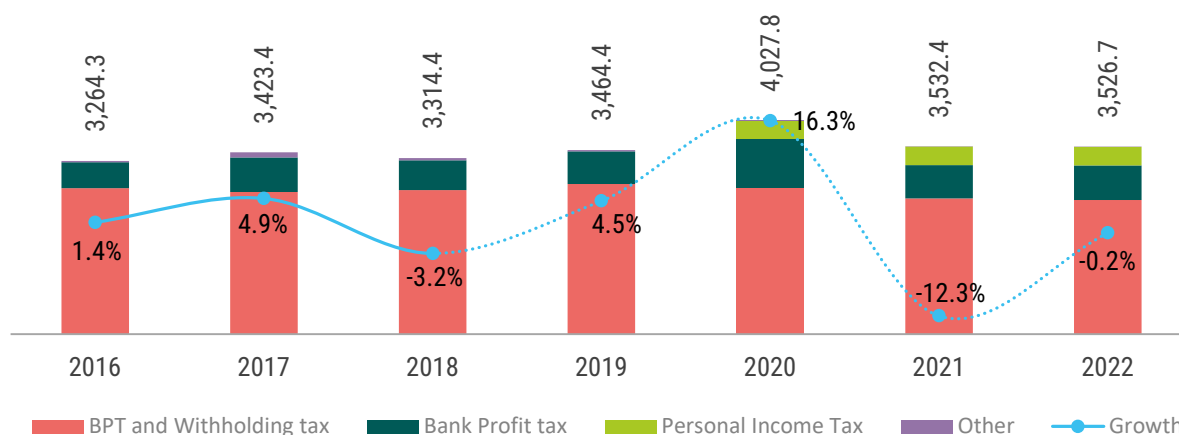
This includes the expected revenue from BPT worth MVR 2019.3 million which is a 6.8 percent decline compared to revised revenue receipts from 2019. The main reason for the decline in the projected revenue is the modification of the individual tax rates to progressive rates in line

with the income tax strategy. Since businessmen – sole proprietors – would be required to pay progressive taxes as per this strategy, it is anticipated that tax revenue from this party to decline. However, since economic growth was expected to grow in 2019, BPT from other businesses with the exception of sole proprietors is forecasted to increase in 2020.


Likewise, MVR 923.7 million is expected to be received as Bank Profit Taxes (BnPT), an increment of 50.0 percent compared to the revised estimates for 2019. Banks, like other business, would be required to submit the interim payment and final payment in 2020, according to the income tax strategy. As such, in addition to final payment paid by the banks in 2020, banks would have to submit first interim payment for the forthcoming year. Moreover, like BPT, as BnPT is also paid based on the accounting records of the previous year. Since bank profit is expected to increase, revenue from BnPT is forecasted to increase.

Chart 24: Business and Property Tax

million (MVR)



Source: Ministry of Finance



Furthermore, amendments to the withholding tax from non-residents have been passed under the new income tax strategy. As such, MVR 735.8 million is forecasted to be raised under non-resident withholding tax for 2020; an increment of 11.6 percent compared to the revised estimates for 2019. The main reason for this increment would be the increased number of declared withholding tax and due to the regular payment of taxes by tax payers.. Moreover, according to the new income tax strategy, previously withholding tax except incomes, such as dividend, interest, insurance premiums will no longer be excluded. This is likely to increase revenue from this tax.

The most important income under the income tax regime will be the personal income tax. With the commencement of the personal income tax in 2020, MVR 348.5 million is expected from this tax. (Chart 24)

Goods and Services Tax

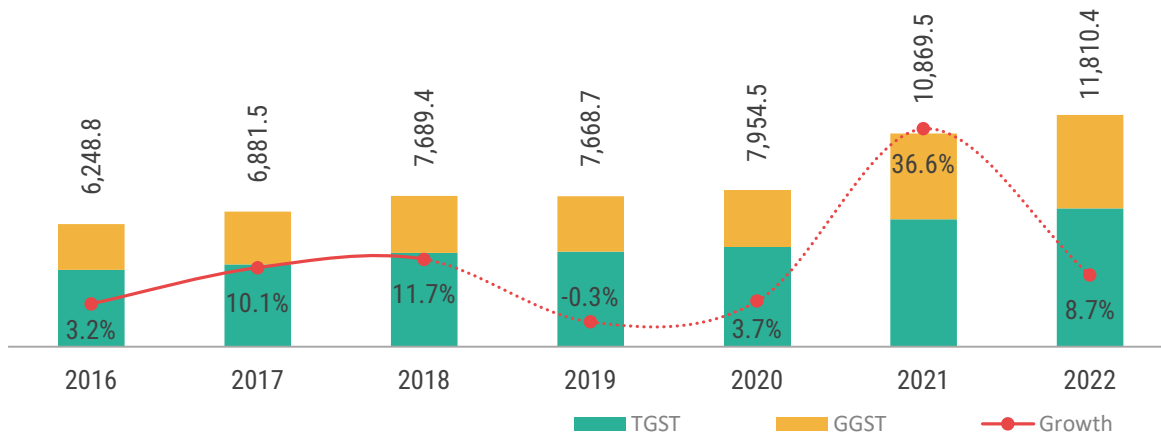
The revenue from GGST is estimated to be MVR 7,954.5 million in 2020. This is 3.7 percent higher than the revised estimate for 2019.

The forecasted revenue from TGST for 2020 is MVR 5,053.5 million, an increment of 4.3 percent compared to the revised estimated for 2019. This increment in the year 2020 estimate are due to positive growth in the tourism sector; tourist bed nights are expected increase by 10.4 percent compared to 2019.

The expected revenue from GGST for 2020 is MVR 2,901.0 million, an increment of 2.8 percent compared to the revised estimate for 2019. Revenue from GGST is expected to rise as the GGST forecast is based on the growth of nominal GDP, which is expected to grow by 11.0 percent in

Chart 25: Goods and Services Tax

million (MVR)



Source: Ministry of Finance

2020. Moreover, revenue from GGST is expected to rise further as the construction sector is expected to grow in 2020, and profits will increase in businesses in the construction sector. (Chart 25)

Other taxes and duties

Forecasted revenue from other taxes and duties for 2020 is MVR 2,105.5 million, an increment of 22.7 percent compared to 2019 revised estimates. Green Tax revenue, the major contributor in this category for 2020, is forecasted accumulate to MVR 970.3 million; 12.7 percent higher than compared to the revised estimate of 861.3 million for 2019. The main reason for the increment is the expected increase in bed nights due to rise in tourist arrivals in 2020. Additionally, the

expected revenue from ASC, the second largest contributor for this category, is MVR 877.1 million, an increment of 22.6 percent compared to the revised estimate of 2019 due to projected surge in tourist arrivals and the proposed amendments to the ASC fees in 2020.

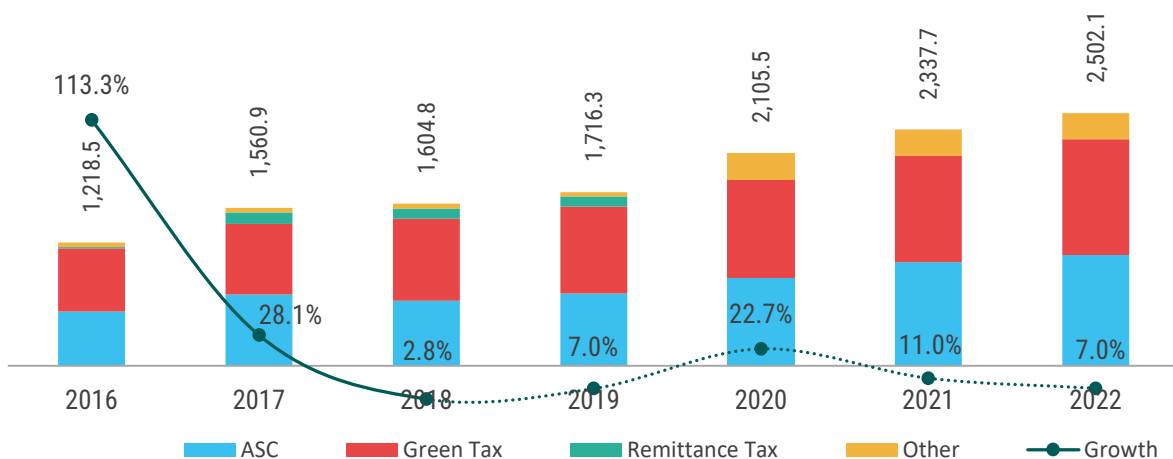
With the proposed cessation of Remittance tax with the enactment of Income Tax Act at the beginning of 2020, no income is forecasted to be received from remittance tax during 2020. (Chart 26)

Fees and Charges

The forecasted revenue from Fees and Charges for the end of 2020 is MVR 2,175.9 million, 54.2 percent higher than MVR 1,410.7 million, revised estimate for 2019. The main contributors in this

Chart 26: Other Taxes and Duties

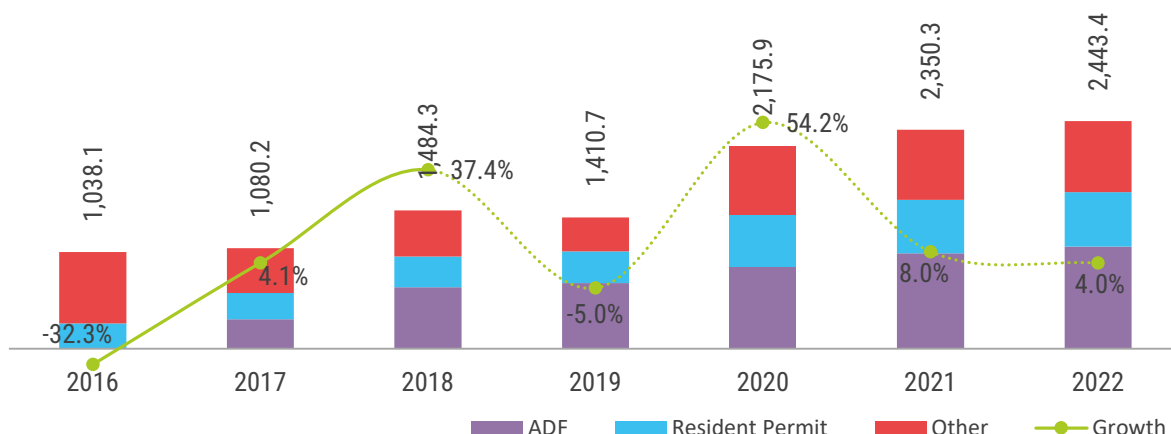
million (MVR)



Source: Ministry of Finance

Chart 27: Fees and Charges

million (MVR)



Source: Ministry of Finance

category are Airport Development Fee (ADF) and resident permit fee.

The initial forecast for ADF is expected to increase in 2020 as tourist arrivals are expected to grow during the year. Moreover, the amendments to the rates of ASC will bring a positive growth to the revenue from this fee. Forecasted revenue from Fees and Charges for 2020 is an increment of 24.3 percent compared to revised estimate for 2019.

Moreover, revenue from resident permit fee is expected to increase due to the higher resident permit fee rates passed in 2020. Therefore, revenue from resident permit fee is forecasted to be MVR 559.6 million, an increment of 64.8 percent compared to 2019.

Moreover, this category also includes additional revenue of MVR 500 million, from introduction of

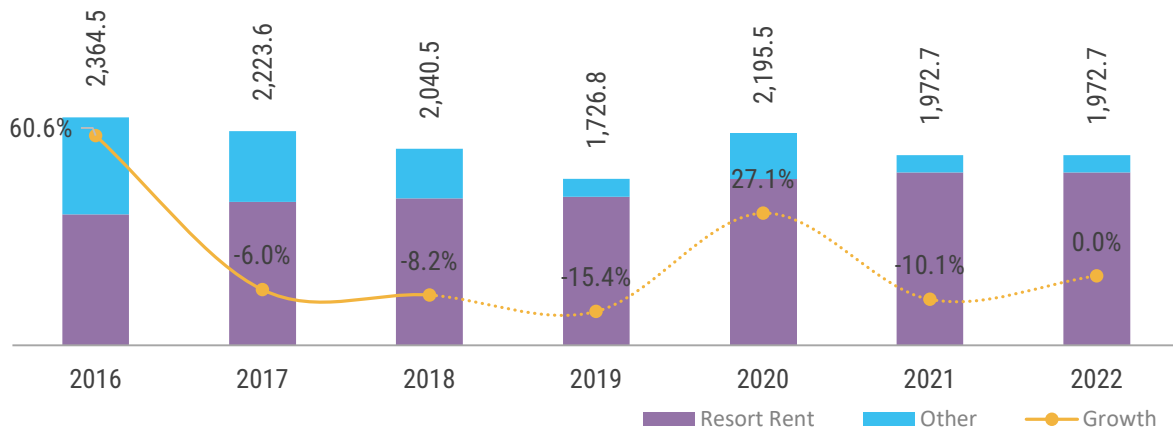
foreign workers quota fee, among the new revenue measures for 2020. (Chart 27)

Property Income

Forecasted revenue from Property Income in 2020 is MVR 2,195.5 million, an increment of 27.1 percent compared to the revised estimate of 2019. The estimated revenue from Resort Land Rent, the main contributor to this category, is MVR 1,726.6 million. As several new resorts are expected to be opened and operated in 2020, it is projected that Resort Land Rent would increase by 12.0 percent compared to 2019. Moreover, revenue from Land Acquisition and Conversion Fee is forecasted to increase by MVR 297.0 million in 2020 as it is expected that new islands will be leased to develop new resorts. (Chart 28)

Chart 28: Property Income

million (MVR)



Source: Ministry of Finance

Interests and Profits

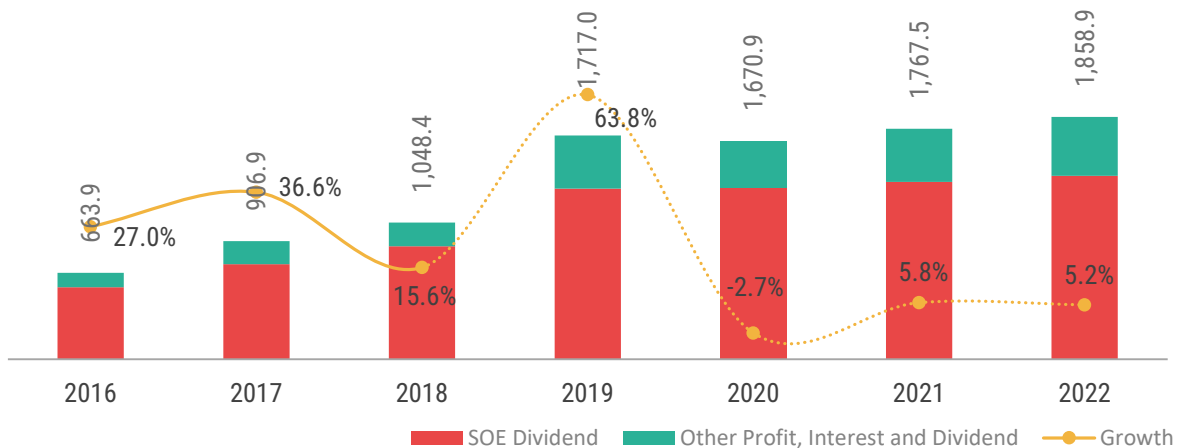
Forecasted revenue from Interest and Profits would be MVR 1,670.9 million in 2020. This is a decline of 2.7 percent compared to 2019 revised estimates.

It is estimated that dividends from SOEs under this category would be MVR 1,311.6 million in 2020, an increment of 0.2 percent compared to 2019 estimates.

As SOEs are required to pay dividends based on records from previous years, in total amount paid

Chart 29: Interests and Profits

million (MVR)



Source: Ministry of Finance



in dividends in 2019 is expected to rise. However, Subsidiary Loan Interest and Profits of MMA, the second largest contributor to this category, is expected to decline by 12.4 percent and 11.5 percent respectively compared to 2019. (Chart 29)

Grants

The budget for 2020 estimates MVR 5,214.9 million to be received as grants. This includes the MVR 4,787.6 million to be received as cash grants. The forecasted amount also accounts for the expected USD 150.0 million cash grant the government acquire in 2020 and USD 150 million invested in the Maldives treasury bills by the government of India in 2019 which has been guaranteed to be converted to a grant in 2020.

Additionally, MVR 403.5 million is forecasted to be received as project grants in 2020. Within the project grants, MVR 30.2 million and MVR 373.3 million is expected to be received from bilateral and multilateral organisations respectively.

3.5.2 New Revenue Measure

MVR 2,586.8 million is expected to be received from new revenue measures proposed with the budget submitted for 2020. New revenue measures for the 2020 budget includes the introduction of income tax, amendments to the ADF, and ASC rates. In addition, it is important to note the

Table 1: New Revenue Measure

Million Rufiyaa

New Revenue Measure	2020
Total	2,586.8
Changes to ADF rates	159.6
Changes to ASC rates	159.6
Introduction of Income Tax	705.9
Changes to Duties and Custom fees	558.2
Introduction of Quota fee	500.0
Changes to Work permit rates	213.6
Acquisition cost of newly developed resorts	290.0

Information Box 1: Introducing Income Tax

In order to complete the income tax regime of the Maldives, to tax all sources of income through one legislation and to extend taxes to all sources of income earned by an individual, a bill "Income Tax Bill" has been drafted. In this draft, a mechanism to tax businesses, banks and individual is included. While income tax consolidates BPT and BnPT, no changes has been made to the tax rates and the tax-free threshold.

One of the main means of reducing inequality is the introduction of a progressive tax regime where those who earn more will be taxed more proportionately. The government therefore proposes the below listed 4 brackets, where taxpayers who earn more and fall to a higher income bracket is charged a higher tax rate.

Table 1.1: Proposed tax rates and tax brackets for Individuals

#	Taxable Income (Annual)	Taxable income (Monthly)	Tax Rates
1	MVR 0 – MVR 480,000	MVR 0 – MVR 40,000	0%
2	MVR 480,001 – MVR 720,00	MVR 40,001 – MVR 60,000	8%
3	MVR 720,001 – MVR 1,200,000	MVR 60,001 – MVR 100,000	10%
4	More than MVR 1,200,000	More than MVR 100,000	15%

The first bracket is the zero-bracket or the tax-free threshold, where the zero bracket is determined at a level of income needed to ensure that the basic necessities would be met by income earners.

The tax rates and brackets applied to companies, partnerships, trusts is the same as the BPT. In this regard, the aforementioned entities will have a tax free threshold or a zero bracket of MVR 500,000. Profits exceeding this threshold will be charged tax at 15%. Furthermore, as in the BnPT, bank profits will be taxed at 25% and no tax free threshold is to be allowed as in the current BnPT regime.

Taxable Income:

Taxable Income includes, income derived from employment, income derived from a business, income derived from the rental of movable or immovable property, dividends, interest, annuities, pensions and retirement benefits, beneficiary income, royalties, fees for technical services, commission, amounts derived from disposal of movable, immovable, intellectual or intangible property.

Exempt Income:

Exempt income includes income derived by a public authority, income derived by anybody, association or public institution, retirement pension benefits received, education grants and scholarships money, grants by the government to individuals, income received by way of dowry, nafaka or halanat, zakat and

property and money acquired by hibah, bequest or inheritance. Additionally, interest and gifts that meet certain conditions are also exempt from income tax.

Furthermore, interest or profit derived in respect of a debt security or similar product which is listed or admitted for trading on a securities exchange licensed by the Maldives Capital Markets Development Authority for operation in the Maldives and dividends paid by a company resident in the Maldives to a person who is resident in the Maldives is also included as exempt income.

Deductions:

In computing the taxable profit, expenditure incurred in a tax year to generate income would be deductible to the extent it was incurred to generate that income. Nevertheless, expenditure incurred on zakat-al-mal, pension, employee welfare expenses, donations, interest expense, bad debts, head office expenses, capital allowances, expenses incurred prior to commencement of business, and business losses can be deducted up-to the limit prescribed in the Act and Regulation. These deductions are also available when computing the taxable income of an individual.

Moreover, similar to current BPT regime, taxpayer can choose deduct 20% of the income where the income is earned through rental of immovable property.

Withholding Tax:

Similar to the BPT, certain payments made to non-residents by businesses are subject to withholding tax at 10%. Interest, dividend, insurance and re-insurance premium are additional categories of payments included in the current bill apart from the ones which are already subjected to WHT under the BPT regime. Banks are also liable to pay WHT under the proposed income tax bill.

In addition, a WHT mechanism is included to collect taxes on income received by way of employment under this system. It is the responsibility of the employers to pay the amount of tax withheld to the MIRA. The withholding mechanism is intended to be convenient for both employment income earners and the MIRA. If however WHT has been deducted from the employment income and taxpayer received income other than employment income, and a deduction is allowed for the WHT paid when computing the final tax payable by the taxpayer.

Relief on tax payment and submission of tax returns:

Taxpayers would be required to file interim returns and make interim payments twice a year along with a final tax return which is filed annually. However, taxpayers would not be required to file a tax return, if the total income of a taxpayer in a tax year is less than an amount specified in the income tax regulation; or the taxpayer's only source of income is from a single employer.

However, taxpayers whose tax payable amount in the previous tax year does not exceed MVR 20,000 would not be required to make interim payments or file interim returns. Furthermore, a new mechanism allowing taxpayers to calculate their own interim payments if there is reasonable grounds to believe the tax paid in the following year would not be equal to the tax paid in the previous year is included in the Income Tax Bill.

*Tax under this new bill was to commence from 1 January 2020 onwards.
(This information is dated prior to the approval of the Tax bill by the Majilis [Parliament])*

proposed amendments to duty rates of selected goods and fees levied by Maldives Customs Services. The new revenue measures also includes changes to the resident fee, introduction of foreign worker permit fee, and revenue from newly leased islands for development.

Changes to Airport Service Charge and Airport Development Fee

Currently, Airport Service Charge (ASC) is levied on passengers departing from the Maldives from any airport in the Maldives at the rate of USD 12 from all Maldivian passengers and USD 25 from all foreign passengers. The Airport Development Fee (ADF) is levied on each passenger, departing from the Maldives via Ibrahim Nasir International Airport, at the rate of USD 12 from all Maldivian passengers and USD 25 from all foreign passengers. Under the new revenue measures, ASC is abolished and to be replaced with a departure tax. The changes to the rates of the aforementioned taxes and fees are included in the below table. (Table 2)

Table 2: Proposed Changes to ADF and ASC Rates

Travel Class	Domestic Passengers	Foreign Passengers
Economy Class	USD 12	USD 30
Business Class	USD 60	USD 60
First Class	USD 90	USD 90

The reason for the amendments to the fees and rates is to tap into the passengers who are able to pay premium prices for travel. Even though the price of travelling changes, there will be no significant change in the consumption behaviour of these passengers. The proposed changes to this tax and fee will be effective from 1 April 2020 onwards. MVR 319.2 million is forecasted to be received with these proposed changes to tax and fees.

Introduction of personal income tax

To introduce personal income taxation in 2020, the People's Majilis has proposed that previously tax exempted income such as sole proprietorship income, employee income, and revenue other than rent to be subject to taxation. With the passing of the personal income bill, banks and businesses shall be taxed according to the policies in the bill. Under this tax regime, withholding tax will be levied on extra payments made to non-residents. This includes dividends, interest, insurance, and re-insurance premium paid to the non-residents.

Likewise, capital gain policies will also be implemented under this regime.

If the income tax regime is imposed from 2020 onwards, an additional receipt of MVR 705.9 million is forecasted in the 2020 budget.

Changes to Resident Permit Fee

Previously, a fee of MVR 250 per month was charged from foreign workers in the Maldives as a resident permit fee. With the amendment of this fee to MVR 350, an additional revenue of MVR 213.6 million is forecasted for 2020. Changes to this fee was planned to be implemented from 1 January 2020 onwards.

Introduction of quota fee on foreign workers

The introduction of a quota fee on foreign workers in the Maldives from 1 January 2020 onward was proposed. The quota fee of MVR 2,000 per foreigner was to commence on 1 January 2020. The additional revenue from this avenue for 2020 is forecasted to be MVR 500 million.

Changes to Import Duty and Custom Fees

Due to the changes to Import and Export duty, export royalty, and customs related fees, it is expect-

ed that revenue will increase by MVR 558.2 million in 2020. Specific duty imposed on cigarettes will increase from MVR 2 to MVR 3.

Changes to Land Acquisition and Conversion Fee

Additional revenue amounting to MVR 290.0 million is forecasted from Land Acquisition and Conversion Fee in 2020. It is expected that islands will be leased for the development of new resorts over the course of 2020.

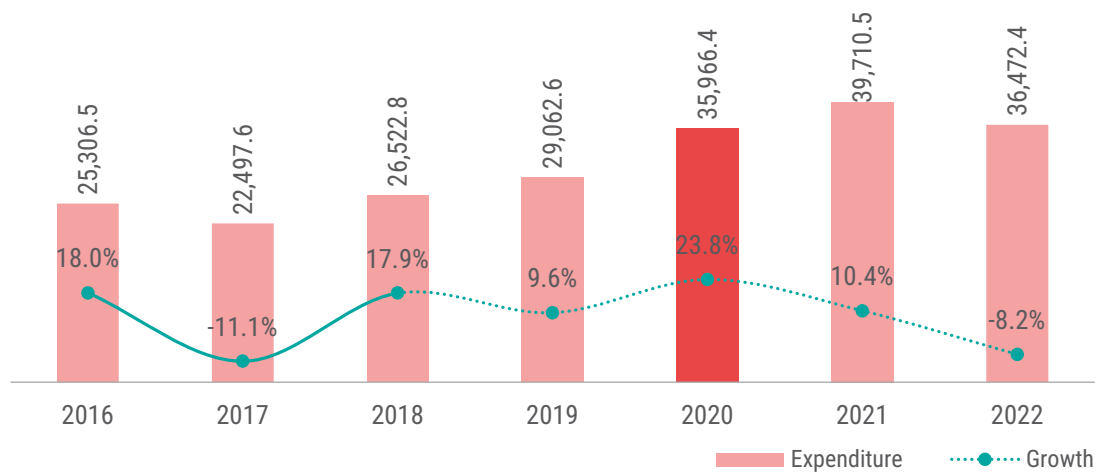
4 Government Budget

The government mainly spends on providing public services, social protection to citizens, build infrastructure and facilitate economic development of the country. In addition to this, the government budget also includes the spending on debt repayment and contributions to international financial institutions.

Government expenditure and total budget are two different concepts. Government expenditure includes those transactions that could be categorised as expenditure in Government Finance Statistics (GFS). In Accounting terms, these are transactions that could be recorded in the Profit and Loss Account. Transactions such as repayment of principle amount of debt are not considered as expenditure as in Accounting, they would

Chart 30: Trends in Expenditure

million (MVR)



Source: Ministry of Finance

be recorded in the Balance Sheet. However, these transactions are included when determining the total budget, as total budget is the sum of government expenditure and those that cannot be defined as expenditure.

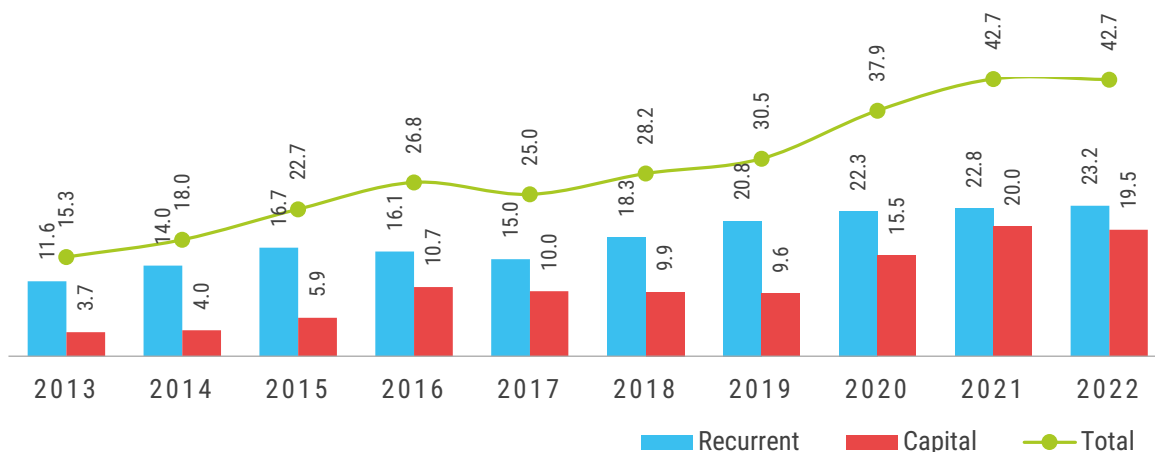
Government expenditure is divided into recurrent and capital expenditure. Recurrent expenditure includes expenses related to public administration, provision of public services, subsidies and grants. Capital expenditure mainly consists of expenses incurred for acquiring fixed assets that are needed to for public administration, spending for the benefit of the economy, financing developmental projects and revenue generating capital investments. (Chart 30 and 31)

4.1 Change in government expenditure

Government expenditure has been rising with the changes in government policies over the past years. 2018 was a year that saw rise in expenditure with the efforts to change the government's pay structure and complete on-going development projects. The year 2019 saw an increase in expenditure with the efforts to meet the first 100 days pledges and the beginning of implementation of Presidential pledges. Although the government was unable to maintain an acceptable pace in unveiling many of the new PSIP projects budgeted to begin in the year 2019, it was a year that could be marked for the achievements in revitalising the decentralisation process and empower local councils under the new government policy, after a period where it was very much weakened. In this manner, in accordance with the Decentralisation Act, the balance of council budgets of the year 2018 was allocated in the year 2019 to the councils as revenue for the first time since

Chart 31: Recurrent and Capital Expenditure

million (MVR)



Source: Ministry of Finance

the Act was passed. The entitled proportion of the rent received from Atoll shops in Male’ since 2015, was also allocated to the respective councils during the year. Additionally, all preparations and trainings needed by the councils before the allocation of Block grants have been completed. Although the authority of the councils, especially the city councils were very much narrowed during the past five years, within the year 2019, they were reinstated and appropriate budget allocations were made. For instance, the administration of mosques that was centralised at the Ministry of Islamic Affairs was re-assigned to the respective councils during this year.

Medium-term expenditure is anticipated to rise as expenditure on salaries and wages, office administration, investment outlays and implementation of development projects are expected to increase. The new policy initiatives and activities for the year 2020 would add to this expenditure while

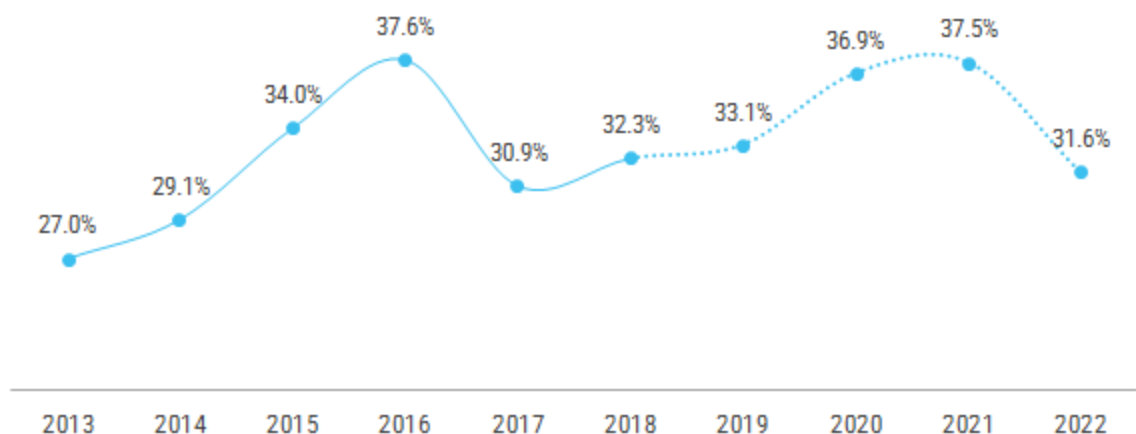
the completion of large projects of previous years and the ones that began later during year 2019, their operational costs, and the establishment of new Government agencies, would increase the overall administration cost in addition to repair and maintenance costs. (Chart 30 and 31)

4.2 Expenditure as a percentage of Nominal GDP

With the changes brought to government administration system, the government expenditure as a percentage of GDP has been increasing from the year 2014 to 2016. However, with the implementation of expenditure reduction measures in the year 2017, reduced global prices and with the increase in economic growth of the country, the growth in expenditure to GDP ratio was reduced. However, with the improvement of the economy and increase in recurrent expenditure

Chart 32: Expenditure as a share of GDP

in %



Source: Ministry of Finance

and development expenditure – especially on PSIP projects, the rate of expenditure to GDP ratio increased again. As government expenditure on development projects are expected to increase in the coming years, expenditure as a percentage of GDP is expected to rise in the medium term. (Chart 32)

4.3 Expenditure 2018

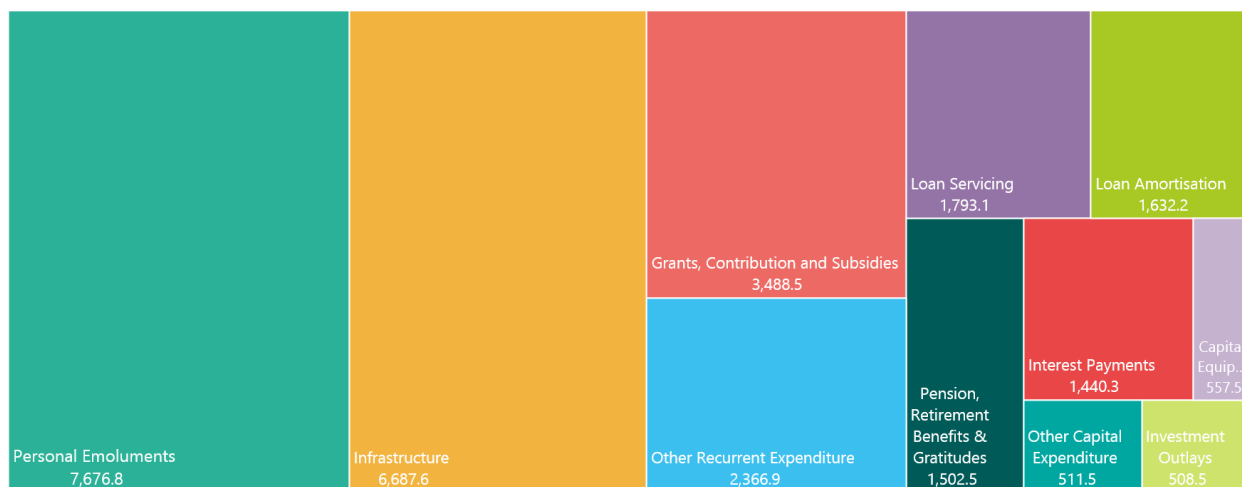
The year 2018 ended with an expenditure of MVR 28,165.3 million. MVR 18,268.0 million was recurrent expenditure, 64.9 percent of total expenditure while capital expenditure (inclusive of PSIP projects) was MVR 9,897.3 million.

The largest expenditure in the year 2018 was on personal emoluments. In this manner MVR 7,676.8 million was spent as personal emoluments. This is a 1.6 percent increase from MVR

7,558.0 million approved for the year. This increment was as a result of introducing technical core and supporting core allowances for civil servants and increase in salaries of uniform bodies such as the Maldives Police Service, Maldives National Defence Force, Customs officers and nurses during the year 2018. The second largest component of recurrent expenditure was on Grants, Contributions and Subsidies, for which MVR 3,488.5 million was expended in the year 2018. This expenditure was very high because the expenditure on National Health Insurance Scheme – Aasandha which has the largest share of this category, and subsidy to control oil prices was significantly higher than their approved allocations. In addition to this, while MVR 1,436.5 million was approved for debt service, due to the increase in debt as a result of issuing sovereign bonds during the year 2018 and the completion of debt-financed development projects before schedule, this expenditure increased to MVR 1,440.3 million at the end of that year. For other recurrent expenditures, a

Chart 33: Main Composition of Expenditure for 2018

million (MVR)



Source: Ministry of Finance

total of MVR 5,662.5 million was expended.

Looking at capital expenditure, its largest spending was on development projects or PSIP projects. 2018 was a year PSIP projects were largely expended on. In this manner, MVR 6,825.7 million was spent on PSIP projects at the end of year 2018. 34.8 percent of this expenditure was financed through the domestic budget while 65.2 percent was by loan, grants and trust funds. It should be noted that the completion of the runway of Velana International Airport during 2018, before its expected completion date, led to a significant increase in the spending compared to the approved expenditure. The second largest spending in capital expenditure was on repayment of loans. Although MVR 2,183.7 million was approved, MVR 1,632.2 million was spent at the end of the year as Treasury Bills were not re-

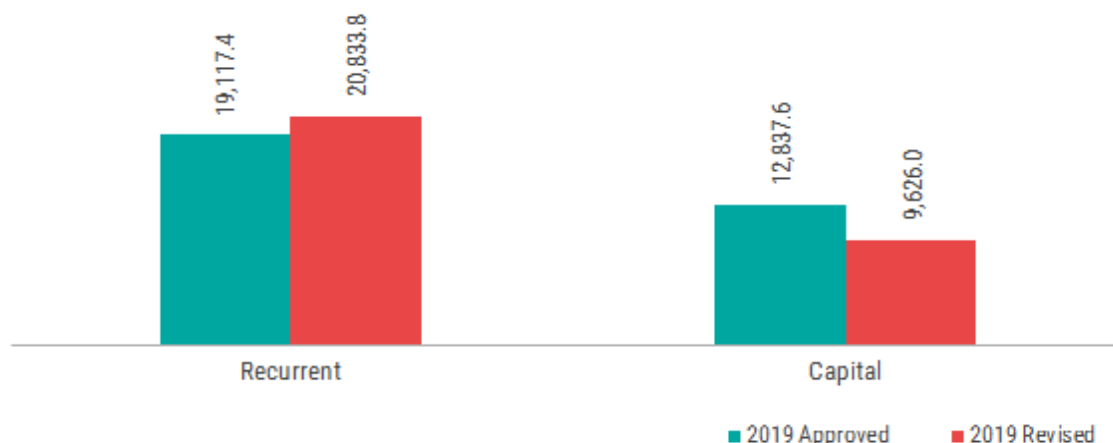
deemed to the expected level and the number of loans that needed to be repaid during the year were few. The other categories of capital spending include MVR 557.5 million on capital equipment, MVR 518.8 million on investment outlays and MVR 501.2 million on others categories of capital expenditure. (Chart 33)

4.4 Government Budget 2019

The 2019 budget approved by the People's Majilis is MVR 30, 251.7 million, which comprises a total expenditure of MVR 27, 342.3 million. However, in line with the new government's First 100 Days plan and manifesto, the expenditure is expected to increase more than the approved amount. Since a revenue surplus revenue is expected to be generated in late August, a budget supplement of MVR 1, 703.2 million was approved. As a re-

Chart 34: 2019 Approved and Revised Budget - Recurrent and Capital

million (MVR)



Source: Ministry of Finance

sult, the approved budget for 2019 was updated to MVR 31, 954.9 million; the expenditure inclusive of the budget supplement was increased to MVR 29, 045.5 million. In whole, 65.8 percent of the total budget (MVR 19, 117.4 million) and 34.2 percent (MVR 9, 928.1 million) were allocated to recurrent expenditure and capital expenditure (including public sector investment projects), respectively.

Main motivations for the introduction of the budget supplement include time constraints in meeting the new government's pledges, court settlement payments, and the distressed cash flow status of State-Owned Enterprises' (SOE). To remedy the latter, capital was disbursed to improve the cash flow management difficulties.

Based on how the 2019 budget is being implemented, it is estimated that the recurrent expenditure will be MVR 20, 833.8 million; a 9.0 percent increase compared to the approved budget. Cap-

ital expenditure is expected to be MVR 9, 626.0 million, which is a 3.0 percent reduction to the approved budget. By the end of the year, the total budget for these two expenditures is expected to be MVR 30, 459.8 million; an increment of 8.1 percent compared to the respective 2018 budget.

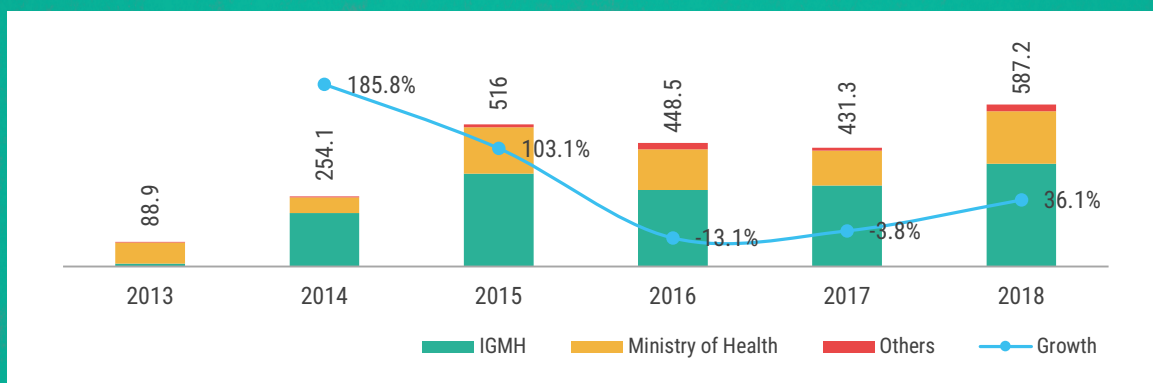
The increase in recurrent expenditure is a consequence of increased personal emoluments, trips abroad by various ministries, government funded scholarships, student loans, medical consumables costs of newly established hospitals, office maintenance costs, and large court settlement payments.

The approved capital expenditure for 2019, including the budget supplement, was MVR 9, 928.1 million. 72.7 percent (MVR 7, 214.2 million) of this amount was allocated for Public Sector Investment Programme (PSIP). However, given the over estimation of the planned progress for

Information Box 2: Expenditure on Medical Consumables

Medical consumables is major component of the government expenditure on public health. They include medical supplies needed for laboratory tests, first aid, injections, and other consumables.

Chart 2.1: Government Expenditure on Medical Consumables



Source: Ministry of Finance

The government spent a total of MVR 587 million (Chart 2.1) on medical consumables. There was a rapid increase in the government expenditure on medical consumables from 2013 to 2015. Despite the slight decrease in the expenditure in 2016 and 2017, there was a 36.1 percent increase in 2018.

During this period of health sector expansion, and the subsequent increase in grading and laboratory services across health centres in the country, it is important to efficiently manage medical consumables with as little wastage as possible. If not, there would be an explosive increase in the expenditure on this component.

The main reasons for the increase in the expenditure on medical consumables:

- Upgradation of health centres, increased services at atoll hospitals and laboratories all contribute to the increase in the quantity of consumables used up, increasing the expenditure on it as well.
- The lack of an inventory management system or a stock management system in place at health service centres.
- The dependency on branded drugs and opting out of generic medicine due to the lack of a facility to test the efficacy of generic drugs, and the lack of a medical treatment protocol.
- Larger than required capacity of medical equipment have been installed in some of the health centres due to the lack of detailed requirement for machinery and equipment, and due to the lack of

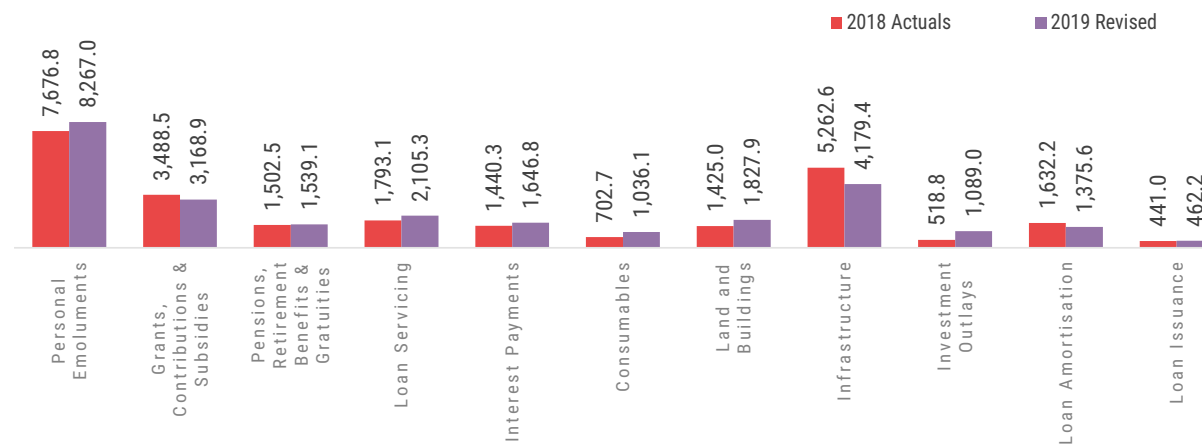
a regulation for health sector donations and grants. The consumables for these equipment usually expires before they are fully utilized, increasing wastage.

- Shortcomings of the medical consumables procurement regulation leading to the main supplier of medical consumables to the government to exercise monopoly powers, driving the prices.
- The following measures are proposed to reduce the expenditure on medical consumables:
- Establishment of an inventory system and a stock management system to manage medical consumables.
- Mechanism to test and opt for generic medicine over branded drugs to reduce the costs.
- Carrying out a machinery and equipment review, and regulate the value of donations in the form of health care equipment.
- Increasing competition by removing the barriers to import drugs or medical devices.
- Implement a regulation for bulk procurement of medical consumables by the Ministry of Health.
- Reducing wastage when using reagents in laboratories, set treatment protocols to international standards, and regularly monitor and regulate these facilities by the Ministry of Health.

It is important that the expenditure on medical consumables is made more efficient as this would open up fiscal space to expand and improve the quality and coverage of health services across the country. The above measures need to be implemented for the said reasons.

Chart 35: Main Components of the Budget, 2018 Actuals and 2019 Revised

million (MVR)



Source: Ministry of Finance

the procurement process of these new projects, the total capital expenditure was lower than expected.

Given the annual growth of the recurrent expenditure, it is imperative to implement policies that stabilise these growing expenses. As such, it is an important efficiency measure to automate government processes using the latest technology, rather than increasing the number of employees. In terms of reducing government expenses, it is also important for government offices to be restructured in a way that ensures that duplicate tasks are not conducted by multiple offices.

In order to achieve the targets, set in the national development plan and the strategic action plan, it is advisable to adhere to the plans and reduce any additional external expenditures. (Chart 35 and 36)

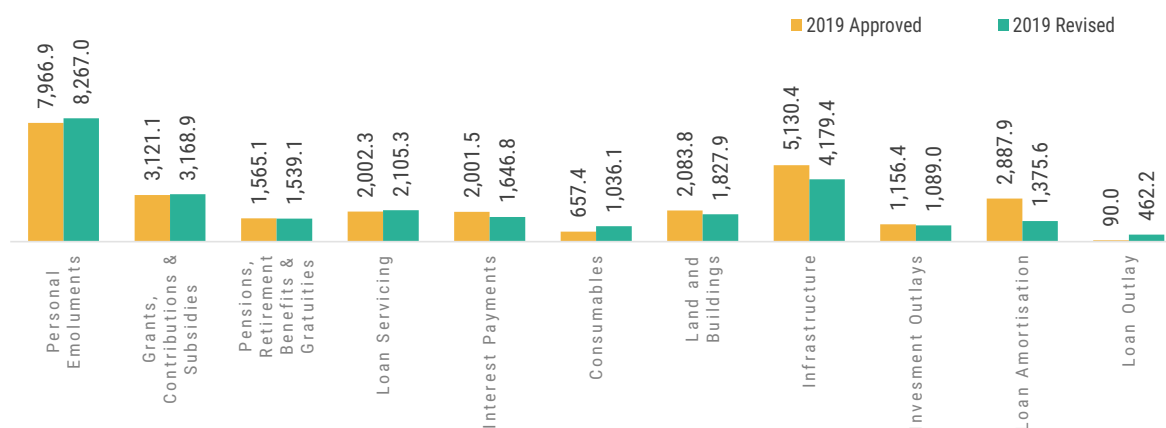
4.4.1 Main Components of the Recurrent Expenditure (Year 2019)

Personal Emoluments

Within the personal emolument expenditure, most of these expenses include the basic salary, over time, and other allowances. For the 2019 budget, MVR 7,966.9 million was approved for personal emoluments, which is 24.9 percent of the approved budget for 2019. However, the revised figure for the year is higher than anticipated. The main reason for this increment includes the additional ministries formed under the new administration, which incurred additional expenditure for the new personnel and mandate changes within these ministries, and the provision of accessible services. Other factors include the additional staff hired under the local councils, health sector, police services, and Maldives National Defence

Chart 36: Main Components of the Budget, 2019 Approved and Revised Estimates

million (MVR)



Source: Ministry of Finance

Force; and the provision of non-practice allowance for offices formerly without this allowance. As a result of the aforementioned expenses, the budget is estimated to be MVR 8,267.0 million; a 3.8 percent increment to the approved budget and a 7.7 percent increment to the 2018 expenditure. (Chart 35 and 36)

Loan Servicing

The loan servicing cost approved for 2019 is MVR 2,001.5 million. While, a 21.5 percent reduction is forecasted to the approved amount, the expected cost by the end of the year will be a 14.3 increment compared to the total expenditure on this component in 2018. This is because the budgeted amount of disbursements towards development projects were lower than anticipated. (Chart 35 and 36)

Grants, Contributions and Subsidies

Majority of the funds for Grants, Contributions and Subsidies are directed towards the national health insurance scheme (Aasandha), food and electricity subsidies. This collective area is budgeted at MVR 3,121.1 million for 2019. By the end of the year, this amount is estimated to increase to MVR 3,168.9 million.

The primary reason behind this increase is due to unanticipated expenses. These cover costs associated with the new administration's First 100 Days Pledges, which include the introduction of the breakfast programme in public schools; and the provision of aid to those affected by the various natural disasters and fire incidents that occurred this year. Other expenses include the subsidy increase for electricity providers to facilitate the harmonisation of electricity prices across the country, and efforts required to reduce domestic

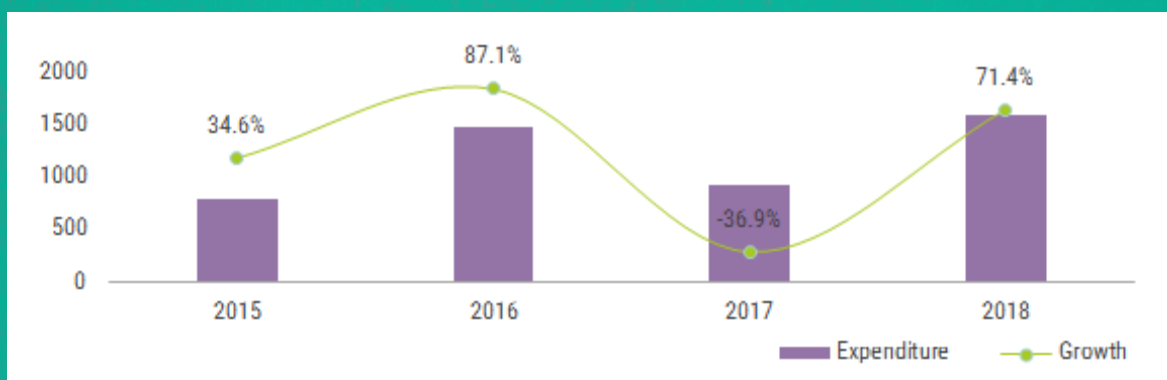
Information Box 3: Government Expenditure on the National Health Insurance Scheme

The “Husnuvaa Aasandha” health insurance scheme is a national healthcare scheme for all citizens for the purpose of making healthcare accessible for all, regardless of their socioeconomic status. This scheme facilitates free healthcare for all and enables access to all basic health services. The scheme covers doctor consultations and the follow-up laboratory tests or any other tests that are required as well. It also covers all the expenses related to critical patients in rural areas to be transported to nearby health centres, and if the need arises, expenses to travel abroad as well.

Currently there are 175 health centres that are covered by *Husnuvaa Aasandha* in the Maldives and this service has been expanded to a few of the neighbouring countries as well for the locals residing there. For instance, India has 38 *Aasandha* centres while Sri Lanka and Malaysia have 10 and 12 centres respectively.

The government spends a large portion of the national budget on the *Husnuvaa Aasandha* health insurance scheme. The scheme was changed to *Husnuvaa Aasandha* in 2014 and the government expenditures on health insurance spiked by 87.1 percent between 2015 to 2016 (Chart 3.1). The main reason for this significant increase is due to the payment of bills retrospectively, and the operation of the Hulhumale’ Hospital from the health insurance budget. The health insurance scheme was under-budgeted in 2017 in order to review and reduce inefficiencies which reduced the spending on this component by 36.9 percent compared to the previous year. However, this resulted in the accumulation of unsettled bills and payments to vendors and service providers, all of which had to be paid in the following year. In addition to this, as previous year’s plans to reduce expenditures were not implemented, the expenditure on the scheme increased by 71.4 percent during 2018.

Chart 3.1: Government Expenditure on Medical Consumables

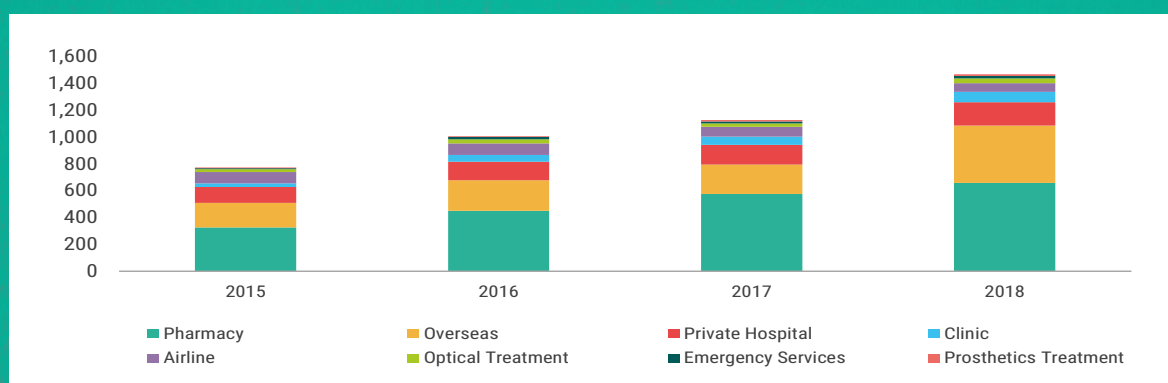


Source: Ministry of Finance

The scheme takes up a lot of fiscal space as several cost cutting measures and expense monitoring measures have not been implemented efficiently. Despite this large expenditure, the benefits of this are not realized as a major portion of this goes to wastage.

The major components of *Aasandha* expenditure (Chart 3.2) include reimbursements made to pharmacies, inpatient and outpatient services, laboratory investigations, and treatments abroad.

Chart 3.2: Aasandha Scheme Major Expenditure Components



Source: *Aasandha Company Ltd.*

Pharmacy reimbursements on drugs have increased annually by 27 percent on average from the period 2015 to 2018. This translates to MVR 505 million on average every year just on this component of *Aasandha* expenditure. This is an annual per capita expenditure of MVR 1417. Treatments abroad is the second largest component of *Aasandha* expenditure, with an annual expenditure of MVR 265 million on average.

The reasons for the rapid increase in *Aasandha* expenditure include:

- Heavy dependence on branded medication rather than the generic version of the same medication
- Weak regulations on pharmacy reimbursements
- Lack of an IT infrastructure to manage the insurance scheme
- The design of the scheme to have unlimited coverage for everyone
- The following measures can be implemented to increase efficiency and maintain expenses at sustainable levels:
 - Setting the highest baseline price from the scheme, along with a maximum retail price for drugs
 - Bulk procurement of drugs through a competitive bidding process
 - Harmonizing the baseline prices of drugs as per prices set by the *Aasandha* Company

- Adding a stock management feature in the drug sales management software in order to reduce wastage
- Increase competition in the pharmaceutical market and absolving monopoly powers from importers of certain medication
- Redesigning the Aasandha package to provide certain services to those that are financially disadvantaged, and exempting those that receive medical insurance from the state in another form from the Aasandha scheme
- A mechanism to speed up the processing of payments in addition to finding cheaper package rates
- Setting revenue measures for the Aasandha Company

Currently, there is ongoing work to reform the Aasandha insurance scheme, paid for by the taxpayers, and a timeline to implement the said policies is being prepared in order to ensure that the scheme reaps maximum benefits to taxpayers. A lot of changes to the scheme are expected to be implemented in 2020.

airfares as mentioned in the First 100 Days Pledges. Additionally, the Ministry of Youth, Sports and Community Empowerment granted a significant amount towards the SAF Games and Indian Ocean Games participating teams, clubs, and associations.

While the health insurance scheme occupied a significant proportion of the 2018 budget expenditure, a 37.0 percent reduction is forecasted for 2019. As a result, despite the expenditure increases in some areas, the overall expenditure for Grants, Contributions and Subsidies is not expected to exceed the budget in 2019. (Chart 35 & 36)

Supplies and Requisites for Service Provision

A significant portion of the 2019 recurrent budget expenses was the Supplies and Requisites for Service Provision's medical supplies and consumables cost. For this section, the 2019 budget allocated MVR 657.4 million. By the end of the year, medical consumables expenditure is estimated to cost MVR 897.5 million; an increment of 65.4 percent to the approved amount. A major contributor for this increment includes the opening and commencement of operations of the Dharumavantha Hospital. Furthermore, settling pending medical consumables bills of the past few years towards STO further contributed to the increased expenditure in addition to maintaining regular stock in the hospitals across the country in 2019. (Chart 35 & 36)

Payments against Losses and Right-Offs

Although MVR 50.4 million was approved as the amount for Losses and Right-Offs, this amount exceeded the budgeted amount due to significant compensation charges to private parties from arbitration cases of questionable contracts upon review. The notable cases associated with these expenditures include the settlement agreement made between Noomadi Resorts and Residence and the Maldivian government, which stated that payments made to residential Unstalled and payments made to WLT Limited; contract termination payments between the Health Ministry and Noorul Islam International for the development of a tertiary standard hospital at Kulhudhuffushi; and compensation payment settled by the Singapore Arbitration Court for the contract termination between the government and Nexbiz Solutions. It is forecasted that additional payments may need to be made as compensation. When looking at all payments against losses and right-offs, the total amount is comparatively much higher than the expenditure of 2018. By the end of the year, the expenditure is estimated to total up to MVR 1,053.7 million. (Chart 35 and 36)

4.4.2 Main Components of the Capital Expenditure (Year 2019)

This section focuses on capital expenditures under the Public Sector Investment Programme (PSIP) category.

Land Reclamation, Construction and Infrastructure Development

Under the budgeted capital expenditure for 2019, MVR 7,214.2 million was allocated to Land Reclamation, Construction and Infrastructure developments; this is 56.2 percent of all capital expenditure. Based on the expenses of the current year, the expenditure increased by 16.5 percent compared to the budgeted amount. This is a reduction of 12.0 percent compared the 2018 expenditure and was attributed to the delayed progress of the proposed projects by the new administration. (Chart 35 and 36)

Loan Outlays

Loans worth MVR 90.0 million was approved to develop small and medium sized businesses (SME). This accounts for 0.3 percent of the approved capital expenditure. However, it is forecasted that this amount will reach MVR 462.2 million by the end of the year as loans are expected to be disbursed to state-owned enterprises. These loans would be directed to provide cash-

flow assistance to SIFCO, housing projects by POLCO, and honouring sovereign guarantees.

4.4.3 Main Components of Other Expenditures (Year 2019)

Loan Repayment

Loan repayments worth MVR 2,887.9 million was approved for the year 2019. However, based on the current expenditure it is estimated to cost MVR 1,375.6 million. This reduction is a result of falling short on redeeming the forecasted number of domestic treasury bills. The 2019 loan repayment is expected to be 15.7 percent lower compared to the respective expenditure in 2018. (Chart 35 and 36)

4.5 Government Budget 2020

The total approved budget for 2020 is MVR 37,871.3 million out of which, the total expenditure is MVR 35,966.4 million. The total expenditure is determined by deducting loan repayments and the contribution to international financial institutions from the National Budget.

The 2020 National Budget is 24.3 percent more than the revised budget for 2019, and 34.5 percent more than the 2018 actual budget. The 2020 budget allocates 59.0 percent to recurrent expenses and 41.0 percent to capital expenses.

The reasons for such a large share being allocated for recurrent expenses include the increase in staffing costs due to the establishment of new government agencies, commissions and councils this year and the subsequent increase in staff expenses in 2020. Furthermore, local councils will be receiving block grants meaning that the expenditure on local councils will also increase relatively as a result. In addition, the recurrent expenses related to completed and new infrastructure projects all contribute to the high portions of the budget allocation to recurrent expenses. Such new recurrent expenses include the operational expenses of the new Dharumavantha Hospital, newly developed regional airports and the recurrent costs associated with the planned development of 5 new tertiary hospitals in 5 locations of the Maldives.

The major components of the 2020 National Budget include personal emoluments, grants, contributions and subsidies, interest payments, other

recurrent expenses, land and buildings, development projects, loan repayments, and other capital expenses. (Chart 37)

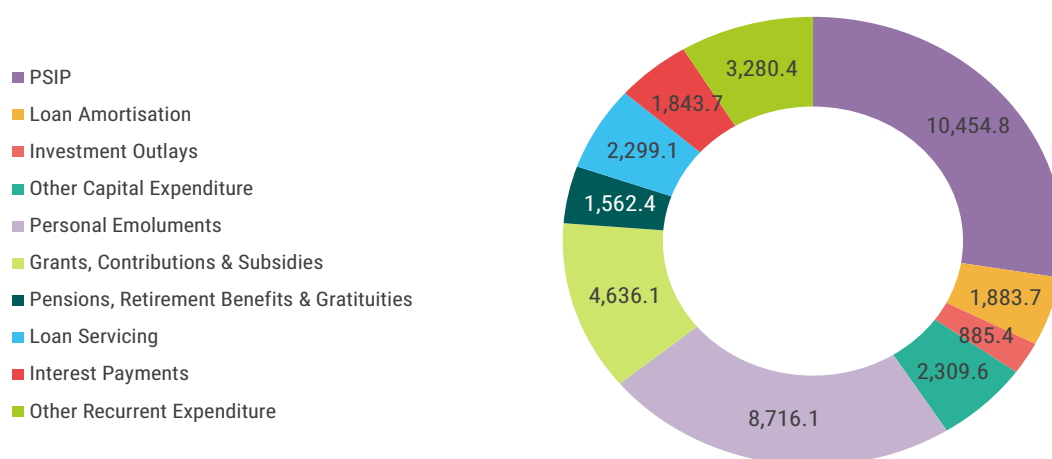
4.5.1 Main Components of the Recurrent Expenditure (Year 2020)

Personal Emoluments

Personal emoluments are the largest component of the total Recurrent Expenditure in the 2020 National Budget, as it had been for the past few years. The expenditure on this component of Recurrent Expenses increased dramatically in 2019 due to the establishment of new government agencies and additional staff hired with the new administration. In addition to this, the planned commencement of the operations of Dharumavantha Hospital and the tertiary hospitals developed in 5 regions in 2020, and the newly operational regional airports will see this figure increase

Chart 37: Composition of the 2020 Budget

million (MVR)



Source: Ministry of Finance

Box 4: Changes to the budget virement rules and the appropriation structure of the budget passed by the People's Majilis

In order to strengthen the budget virement rules (changing of budget between general ledger codes) and the appropriation structure (how the budget is allocated across accountable government agencies [AGAs]), the Ministry of Finance gazetted the Virements and Appropriations Procedure in May 2019. The rules put forth in the procedure will improve budget credibility, and ensure that fiscal outturns are more predictable and sustainable. The budgeting and implementation of the 2020 budget will be carried out in accordance with the Virements and Appropriations Procedure.

Current mechanisms

The Public Finance Regulation's Article 30.4 (1) states that the government cannot expend in excess of the approved budget threshold without prior approval from the People's Majilis. During budget implementation, the appropriation structure that the People's Majilis approves is interpreted to be at the total government level, implying that the government only has the total budget as a ceiling. Given this headline level restriction and the absence of specific virement rules, making virements until now has been at the discretion of the Ministry of Finance, initiated at the request of AGAs. The virements include both changes within a government agencies' budget and also across agencies, leading to significant deviations between budget outturns and initial budget allocations of agencies. Although the strengthening of virement procedures and controls maintained within the Ministry of Finance has led to a decline in the deviation over time, strict implementation of the budget as approved will be required to build budget credibility. Table 4.1 shows a summary of virements made between 2014 and 2018.

Chart 4.1: Changes to the Budget

Year	Virement Transaction Amount	Amount Changed	Percentage in Approved Budget
2014	34,418	16,260.3	91%
2015	35,111	14,126.7	58%
2016	22,651	17,632.8	64%
2017	19,350	11,280.2	42%
2018	17,553	15,336.5	55%

Changes under the new procedure:

The following outline the main changes put forth in the new virements and appropriations procedure:

- Preparation and submission of the government budget for the parliament's approval: The budget submitted, and approved by the parliament will now include a schedule of the domestic budgets of AGAs, which is effectively a move from budget appropriation at the headline level to appropriation

at the AGA level. Although AGA budget details were being submitted to parliament in previous years, the appropriation by parliament has always been at the total budget level. The more detailed appropriation structure will promote accountability by AGAs and establish limits on the virements to facilitate expenditure.

- Spending from the domestic budget: All expenditure by AGAs from their respective domestic budgets have to be within the limits in the appropriation structure. However, to cater for unanticipated and urgent needs, contingency expenses not exceeding 5 percent of their domestic budget may be facilitated by increasing AGA budgets using a supplementary budget approved by parliament. Historically, the AGAs were able to change appropriations for different budget components, as long as the total expenditure does not exceed the total budget.
- Virements in the PSIP Budget: From 2020 onwards, no virements can be made from the budget allocated to the PSIP to other programmes or activities not included in the budget for the project. Changes to the cost of a project must be documented and requires the approval of the president or the parliament, on all new projects, including changes to ongoing projects. Previously, budgets allocated to delayed or poorly performing PSIP projects have occasionally been reallocated other programmes, often to facilitate recurrent expenses. The change will bring an end to this practice, and promote the implementation of PSIP projects as reflected in the approved budget.

even more as additional staffing requirements need to be met. Furthermore, additional staff will be recruited to the Maldives Police Service and the Maldives National Defence Force in the coming year as well. The 2020 Budget will now accommodate the hiring of 4,383 new staff. Revised estimates for the 2019 budget indicate that MVR 8,267.0 million will be spent on personal emoluments, and the same component will increase to MVR 8,716.1 million in 2020. This is a 5.4 percent increase when compared to the revised estimates of 2019. (Chart 38)

Interest Payments

The 2020 National Budget allocates 8.3 percent of the total Recurrent Expenditure, or MVR 1,843.7 million for interest payments. This is a 12.0 percent increase from this year’s revised estimates for this component. The reasons for this increase

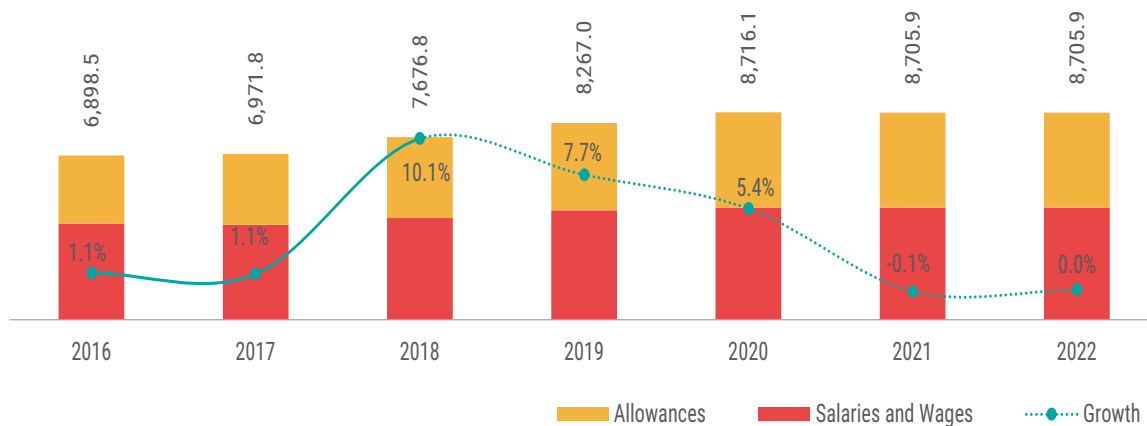
include coupon payments in the coming year for the sovereign bonds issued, interest payments on foreign loans, T-bills and T-bonds, and due to the increase in public debt. (Chart 39)

Grants, Contributions and Subsidies

A total of MVR 4,636.1million is allocated for grants, contributions and subsidies from the total recurrent expenditure of the 2020 National Budget. This is a 46.3 percent increase from the revised estimates for 2019. The reason for this sharp increase in the component is largely due to the allocation of block grants to local councils and the inclusion of the budget for the commencement of the breakfast program for schools which have not been able to do so this year. Moreover, due to the increase in the allowances to single parents, and the estimated increase in the

Chart 38: Expenditure on Personal Emoluments

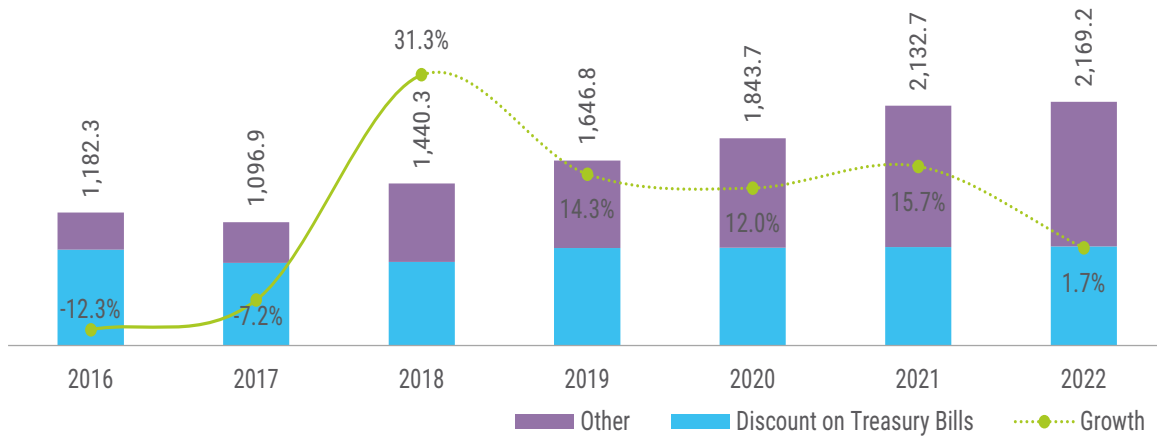
million (MVR)



Source: Ministry of Finance

Chart 39: Expenditure on Interest Payments

million (MVR)



Source: Ministry of Finance

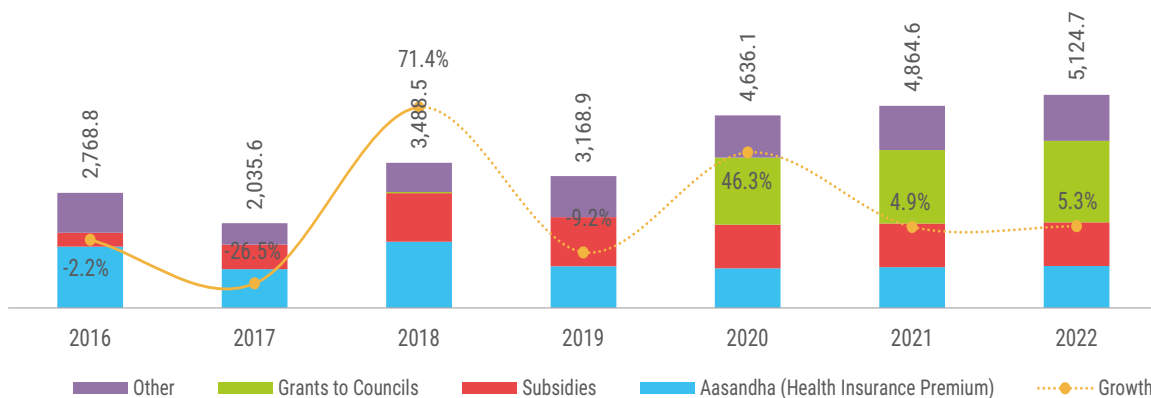
number of people benefitting from the allowance to persons with disabilities all contribute to this significant increase in the component of the budget. (Chart 40)

Supplies and Requisites for Service Provision

The Expenditure on Supplies and Requisites for Service Provision or Operational Consumables is also a significant portion of the total recurrent expenditure in the 2020 National Budget. A sum of MVR 897.9 million is allocated for this component of the budget in the following year. Most

Chart 40: Expenditure on Grants and Subsidies

(million (MVR)



Source: Ministry of Finance


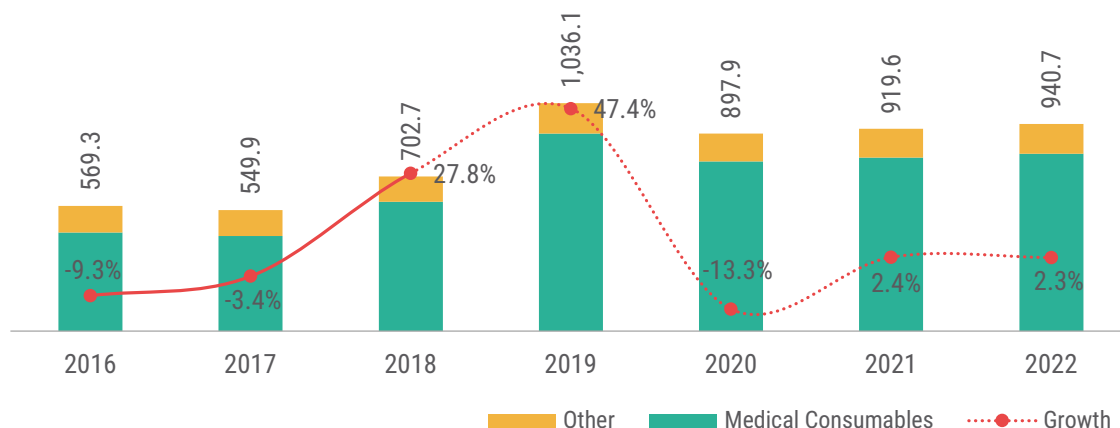


Chart 41: Expenditure on Operational Consumables

million (MVR)



Source: Ministry of Finance

of the expenses on operational consumables is on medical supplies and consumables. Revised estimates for 2019 indicate that the expenditure on medical consumables will reach MVR 897.5 million, for which, a budget of MVR 770.7 million will be allocated in 2020. This is a 14.1 percent decrease from the amount in 2019. The reason for high expenditures this year is due to the payments of bills for medical supplies and consumables retrospectively. Despite the budget for this component being lower in 2020 when compared with 2019, the funding required to provide medical consumables and supplies for the newly operational Dharumavantha Hospital, and the Tertiary Hospitals developed in five regions of the country have been incorporated. (Chart 41)

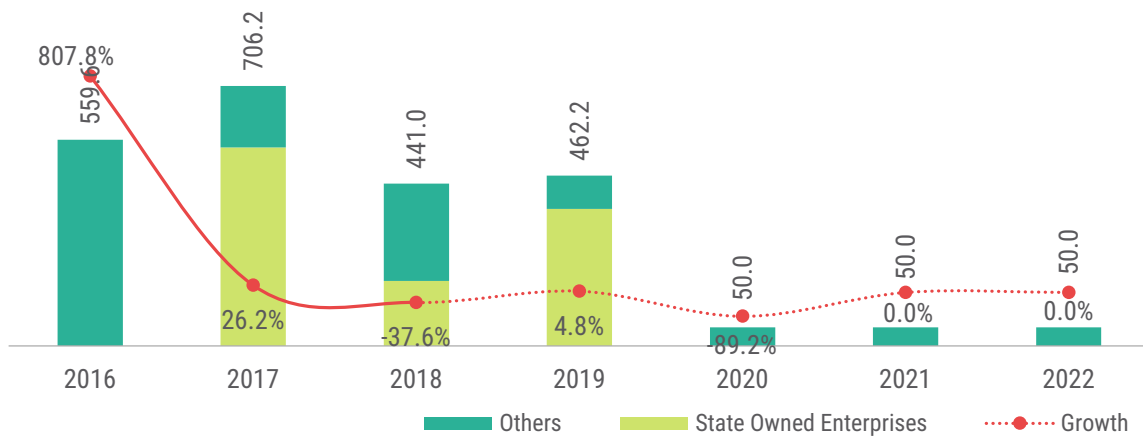
4.5.2 Main Components of the Capital Expenditure (Year 2020)

Land Reclamation, Construction and Infrastructure Development

Similar to previous years, this is the largest component of the Capital Expenditure. The estimated amount for land reclamation, construction and infrastructure development for 2020 is MVR 10,454.8 million. The expenditure in this area is 67.3 percent of the budget's capital expenditure. Due to the large number of land reclamations of islands in the coming year, the budget of 2020 also accounts for expenditure required for the progression of these projects. The forecasted expenditure for land reclamation is MVR 6,007.3 million by the end of 2019, which is a 69.5 percent increment.

Chart 42: Expenditure on Loan Outlays

million (MVR)



Source: Ministry of Finance

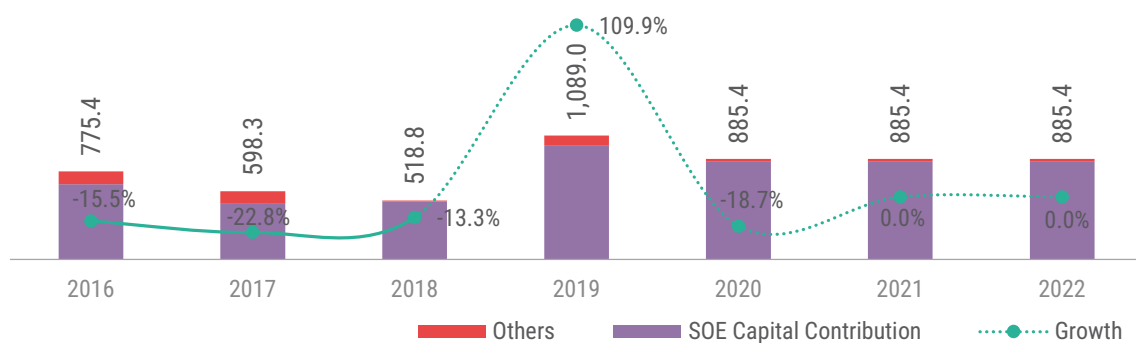
Loan Outlays

Much like the annual budget for 2019, the 2020 budget is comprised of loans totalling MVR 50.0 million to small and medium sized businesses to facilitate their growth. Although, it is estimated that the expenditure will reach MVR 462.2 million by the end of 2019, no decision has been made


regarding the provision of loans to SOE in 2020. Instead, SOEs would be aided through capital disbursements. (Chart 42)

Chart 43: Expenditure on Economic Developments

million (MVR)



Source: Ministry of Finance



Investment Outlays

For the year 2020, investment outlays for economic development is estimated to be at MVR 885.4 million; a reduction of 18.7 percent compared to the 2019 forecast. Due to the formation of additional companies, the capital contribution disbursed in the year 2020 is expected to increase significantly. These include capital contribution towards corporations such as SME Development Finance Corporation (SDFC), Fahi Dhiriulhun Corporation Limited (FDC), and Housing Development Corporation. These corporations in turn direct this capital injections to facilitate the growth of small and medium sized businesses. Though SDFC is granted financial aid distributed over a three-year period with additional capital, these grants ensure that SDFC's is capable of disbursing loans worth a minimum of MVR 400.0 million annually. (Chart 43)

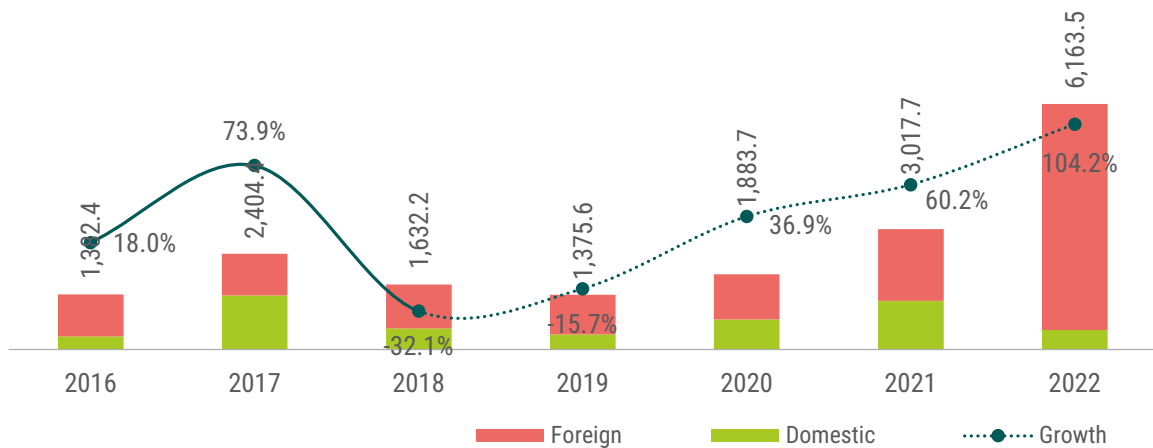
4.5.3 Main Components of Other Expenditure (Year 2020)

Loan Repayments

It is forecasted that it would cost MVR 1,883.7 million for loan repayments in the year 2020. This is a 5 percent of the total budget. This increment of 36.9 percent is due to paying back long-term domestic loans and a forecasted increase of MVR 1,883.7 million for loan repayments in the year 2020. This is a 5 percent of the total budget. This increment of 36.9 percent is due to paying back long-term domestic loans and a forecasted increase of long-term loans (Foreign Private Entities). (Chart 44)

Chart 44: Loan Repayments

million (MVR)



Source: Ministry of Finance

Information Box 5: Efficiency in Operating Public Enterprises

As the annual revenue obtained from State Owned Enterprises (SOEs) accumulated to over MVR 22 billion, efficient operation of SOEs will be of great benefit to the economy of Maldives. The number of staff employed by SOEs is close to that of the Civil Service. Therefore, many families in the country reap direct benefits from the operation of public enterprises. Among the roles of public enterprises, providing public services at a low cost is one of the main benefits of the companies to the public. The increase in the profitability of these companies despite having price controls is a sign of improving efficiency in the operation of public enterprises. The net profit of public enterprises increased by 9% during second quarter of 2019 compared to preceding year's second quarter net profit. Tables below are the highlights of total returns of SOEs from quarterly reports of main public enterprises in Maldives.

Table 5.1: Important indicators of SOE's – Quarter 2

Particulars	2018 Q2	2019 Q2	Growth
Revenue	6,792,675,384.2	7,293,903,778.0	7%
Gross Profit	2,665,611,203.3	2,775,302,737.2	4%
Net Income	967,717,373.5	1,056,517,322.8	9%
Assets	71,098,677,856.4	78,150,712,606.5	10%

Table 5.2: Important indicators of SOE's – Quarter 1

Particulars	2018 Q1	2019 Q1	Growth
Revenue	7,199,186,934.0	7,516,636,176.0	4%
Gross Profit	2,119,328,452.0	2,399,936,821.5	13%
Net Income	1,184,071,812.0	1,495,525,371.0	26%
Assets	41,947,475,299.0	48,421,004,361.0	15%

While the signs of improving efficiency are due to the strategies implemented to improve the operation of public companies, additional policies are needed to further advance the efficiency of public companies in the future. Therefore, to improve the performance of public companies additional efforts were initiated in 2019. Among these, one of the main strategy was to develop and implement a policy to regulate the salary of Board of Directors, Managing Director and Chairman in order to align the goals of the company shareholders with that of the company board and management. This regulation will also motivate the companies to further improve their revenues and internal controls, as the salaries and benefits received by the Board of Directors, Managing Director and Chairman of public companies will increase as the targets set by the government are achieved.

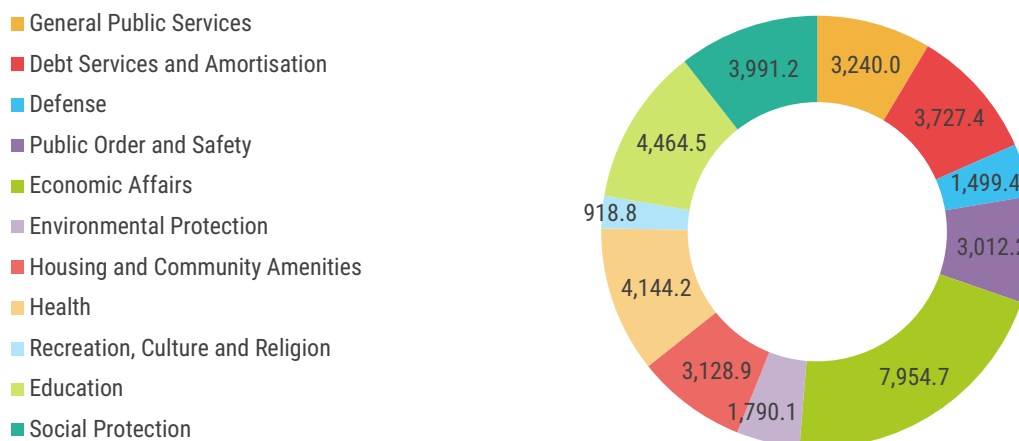
A corporate governance code was developed and implemented for public companies in 2019. The corporate governance code can improve the performance of companies and also serves as a guide which defines the roles of Board, Managing Director and Board Committees. It can also be utilized to improve the internal audit of the companies and to make the management more responsible in performing their duties.

The annual reports of public companies for 2019 are published and available to the general public. In addition to this, the quarterly reports of the companies are also available to the public as they are published by the Ministry of Finance at the end of each quarter in their official website. Since the economic performances of companies are available to the public it can motivate the companies to work on improving their performances.

A plan of action has been developed to enhance the earnings of public companies and to resolve the issue of debt repayment for some companies for the succeeding year. Hence, plans of restructuring selected companies, plummeting expenditure and increasing sources of income for the companies are some of the work currently in negotiation. Furthermore, public companies are working towards accomplishing the housing and low-cost transport pledges of the government.

Chart 45: Functional Classification of Government Budget

million (MVR)



Source: Ministry of Finance

4.6 Functional Classification of Government Expenditure

The composition of the national budget is in accordance with the United Nations classification of functions of government (COFOG). (Chart 45)

Looking into the composition of the 2020 budget, 21.0 percent (MVR 7,954.7 million) of the total budget is allotted to economic and industrial development. Within this section, major contributors are likely to be transport, commercial, general economic, and labour affairs. Significant expenditure is expected to be incurred particularly on land reclamation projects.

The next significant share of the budget is on education, which is budgeted at MVR 4,464.5 million. This amount accounts for 11.8 percent of the overall budget, in which 8.8 percent and 3.0 percent are allocated to newly opening primary

schools and secondary schools, respectively. When looking at the expenditure on education, substantial investments facilitate the capacity expansion of atoll schools, and the construction of digitalised schools in Malé and Hulhumalé.

Additionally, MVR 4,144.2 is allocated towards the health sector and MVR 3,991.2 million is allocated towards the provision of social protection. 10.9 percent of the total budget is allocated towards the health sector, which includes the development of tertiary hospitals in five regions and provision of medical consumables. Social protection grants include disability and retirement benefits.

8.3 percent of the total budget (MVR 3,128.9 million) is allocated for housing and community empowerment. In line with a key pledge of the current administration in terms of easy access to housing, expenditure in section includes invest-

ments in 20,000 housing units in Hulhumalé and housing units in various atolls.

Spending towards environmental protection is MVR 1,790.1 million, 4.7 percent of the total budget. MVR 1,053.1 or most of this budget will be towards the expenditure on sewerage systems. Notable investments in this area include the development of the sewerage systems in numerous islands and Hulhumalé Phase 2.

Moreover, expenditure on public order and safety is MVR 3,012.2 million and an additional MVR 1,499.4 million towards defence purposes. These two areas together form 11.9 percent of the total budget. A further MVR 918.8 million is apportioned to social and religious services. Among the provided public services, the construction of government offices is also an included expendi-

ture. Social services include projects and events planned across the atolls aimed at protecting and preserving heritage, youth centre, futsal grounds, and entertainment events for the youth. Main expenditures for religious services are towards the construction of mosques and the general expenses of those mosques.

4.7 Changes to Expenditure Policies

As declared in the year 2019, the most significant change to the budget policy for the year 2020 would be the implementation of the gazetted “Virements and Appropriations Procedure”, which would prevent government entities from making significant changes to their budgets approved by the parliament. With the implementation of this rule, the Ministry of Finance aims to improve the budget credibility by halting all extra-budgetary

Table 3: Main Components of the New Policy Initiatives

Million Rufiyaa

Activities	Budget Excess
Advancement of activities under SAP initiative	100.0
Establishing M1 School	20.2
2021 National Census	32.0
Provision of Equipment and Resources to Health Sector	20.0
Establishing National Ambulance Service	15.0

Information Box 6: Financial Support to Empower Councils

Financing public services (as mandated by the Decentralisation Act) for the local councils used to be provided and implemented similarly to other government entities-at General Ledger code levels. These allocations have been small compared to the actual mandate of the councils, and the total national budget. Despite this, the Ministry of Finance used to lean towards the implementation of council budgets, the way it was passed by the Parliament. These financial constraints restricted councils from achieving their objectives in the way they envisioned.

Many changes were proposed to the Decentralisation Act in order to empower local councils, and develop capacity at the local government level. As such, from the year 2020 onwards, the budget allocation to councils will be changed to a “Block Grant” from the Central Government, that is dependent on the components of the government revenue. The said components are:

- 5 percent of total revenue estimated for the fiscal year, excluding revenue earmarked for a specific purpose, new revenue measures, rent from land, islands, lagoons, and reefs.
- 40 percent of revenue from rent received from land, islands, lagoons, and reefs.

Block grants are apportioned to the local councils in the following manner:

- 76 percent to island councils
- 08 percent to atoll councils
- 16 percent to city councils

The allocation of the share to the respective type of local council is based on a block grant allocation formula. However, to ensure that all councils have sufficient funding to implement its programmes, an amount allocated as an “Equalisation Grant” is distributed equally among the councils before the total grant transaction.

The variables in the formula are weighted as follows:

Table 6.1: Block Grant formulation - weight of variables

Variable	Weights		
	Island Council	Atoll Council	City Council
Equalisation Grant	10 percent	50 percent	10 percent
Population	75 percent	60 percent	65 percent
Land area	10 percent	5 percent	15 percent
Distance from capital island of the respective administrative atoll	5 percent	25 percent	0 percent
Distance from Male'	5 percent	5 percent	15 percent
Council performance	5 percent	5 percent	5 percent

With this change, an estimated MVR 1.6 billion would be allocated to local councils, as a block grant for the year 2020. This change is expected to increase the island council budgets by 165.8 percent, atoll council budgets by 38.5 percent and city council budgets by 463.2 percent when compared to the budget of 2019.

In addition to this, other changes to the Decentralisation Act paves the way for further revenue generation avenues for the councils. These include the land rent of property that within its jurisdiction and fees collected from public services provided by the councils. As a result, fees such as those from license, roadworthiness, waste collection, harbour rent and vehicle's annual fee collected by the councils shall be considered a part of its revenue.

activities implemented by the AGAs by appropriating additional funds during the fiscal year. This change would help observe fiscal discipline in spending and support the implementation of budget the way it was approved. Where such allocations are necessary, the gazetted rule caps the possible appropriations by Ministry of Finance to a maximum of 5.0 percent of total budget approved for that office. This information was brought to the attention of all the offices during the budget 2020 preparation stage.

4.7.1 New Policy Initiatives

New Policy Initiatives (NPI) are allocated MVR 4,999.2 million in the 2019 budget. NPIs include additional funding needed above the baseline budget for on-going activities and financing of new activities and projects for which no budget was allocated in the baseline budget. As such the budgetary space or fiscal space, despite not being a section that require any expenditure beyond the budgeted amount, is apportioned under the new policy initiatives.

Significant investments under the NPI include the current administration's Strategic Action Plan, the development of the M1 School, the preparations made towards the 2021 census, investment in the health sector to provide necessary facilities, and the establishment of the National Ambulance Ser-

vices. As such, under new activities, MVR 411.9 million is allocated in the year 2020 (Table 3). The new policy initiatives list will be found in the budget book (pg. 353).

Implementation of the Strategic Action Plan

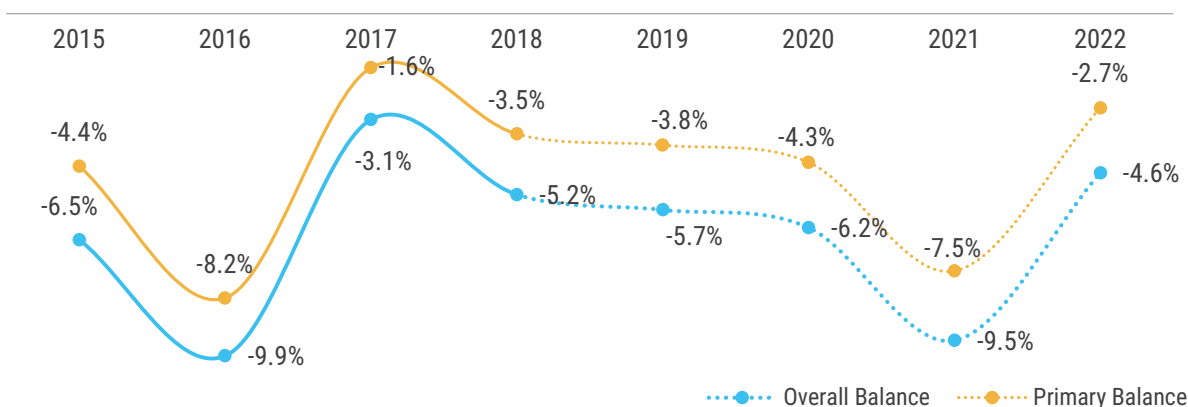
A significant proportion of the new policy initiatives, amounting to MVR 100.0 million, is allocated towards the implementation of the new administration's Strategic Action Plan. In addition, to facilitate the First 100 Days pledges, SAP is categorised into five areas: Blue Economy, Caring State, Dignified Families, Jazeera Dhiriulhun, and Good Governance.

M1 School Establishment

In 2020, a new school is set to be established at the old Male' English School (MES) building in order to cater for the insufficiency of space required to implement the single-session school policy. The school is being established to teach 750 students. MVR 20.2 million has been allocated to repair the existing building and to provide teaching facilities.

Chart 46: Deficit as a share of GDP

in %



Source: Ministry of Finance

2021 Census Population & Households

An amount of MVR 20.0 million has been allocated in the 2020 budget to implement efforts necessary to prepare for the Census of Population & Households in 2021. It has also been set to spend MVR 32.0 million for this program in 2021 and 2022. The data gathered through the census is one of the most key elements in determining the country's socioeconomic condition. This program is a critical tool for ministries in the National Development Plan to track the progression of their implemented goals at a national and island level. The census informs on the changes in population, the local to expatriate population ratios across islands, migration, and the population by education levels. In addition to this, it can give insights on important labour statistics such as the unemployment rate, youth unemployment rate, and the level of women participating in wage-earning employment.

Obtaining Equipment for Medical Institutions

MVR 20.0 million has been allocated in the national budget for 2020 in order to obtain the required resources to desirably improve the standard of medical services provided to patients by medical institutions. There have been multiple cases patients' lives were at risk due to insufficient resources or equipment at local hospitals. The alternative of having to travel far distances to reach Male' to receive necessary medical attention is still currently one of the biggest concerns voiced out by the Maldivian people. In order to solve this issue, plans have been made to provide necessary resources with the aim of equalising the capabilities of all Maldivian hospitals within the next five years. The capabilities include the provision of dental, physiotherapy, psychiatric and other services.

Introducing the National Ambulance Service

Enabling the emergency responder to provide first aid care to patients in emergency situations can be critical when saving a patient's life. However, the current systems in place in the Maldives has, so far, not included the provision of ambulatory services. To provide a satisfactory resolution to this issue, MVR 15.0 million has been allocated to further strengthen the health sector and establish a national ambulance service in order to increase the convenience and speed of emergency medical services provided to patients. As such, a call centre will be established for medical emergencies, with necessary training given to call centre staff.

5 Budget Deficit

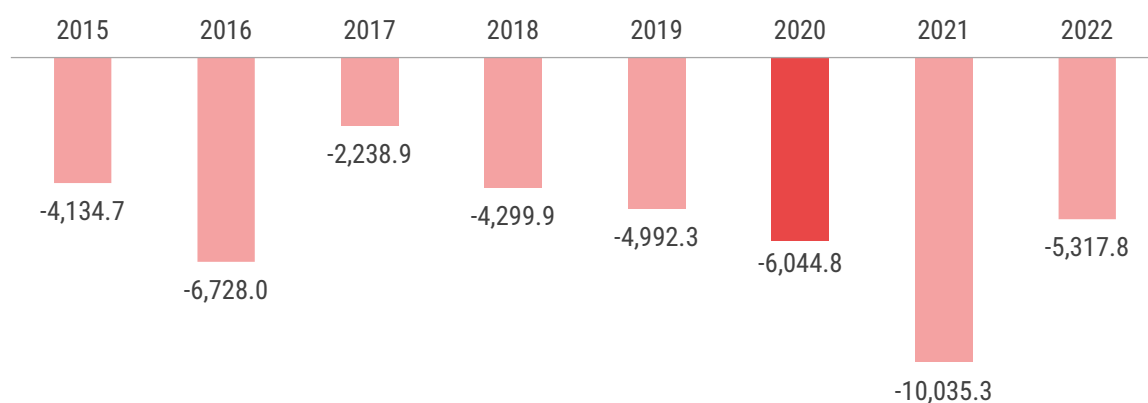
5.1 Budget Deficit 2019

The approved budget deficit for 2019 was MVR 4,988.9 million or 5.6 percent of GDP. This deficit included the approved budget supplement for 2019. Considering the realised revenue and expenditure over the course of 2019, the primary deficit was expected to stand at MVR 3,345.5 million or 3.8 percent of GDP. The primary balance is the remaining figure after the deduction of loan services from the overall balance (Chart 46 and 47)

The approved deficit gap for approved was expected to be much lower compared to the revised figure because as the expected new revenue measures were materialised during the year. Further to this, tax revenues increased as a result of improved economic growth and as grants were higher than expected during the year. On the ex-

Chart 47: Overall Deficit/ Surplus

million (MVR)



Source: Ministry of Finance

penditure side, despite the increase in recurrent expenditures, the spending on capital expenditures were much lower than expected during the year.

5.2 Budget Deficit 2020

The budget deficit approved for 2020 is MVR 6,044.8 million, which is 6.2 percent of GDP. The primary balance is projected to be a deficit of MVR 4,201.1 million or 4.3 percent of GDP. (Chart 46 and 47)

6 Financing

The main form of financing of the budget is from revenue inflows. Where the revenue inflows are not sufficient to sustain the budget, other means

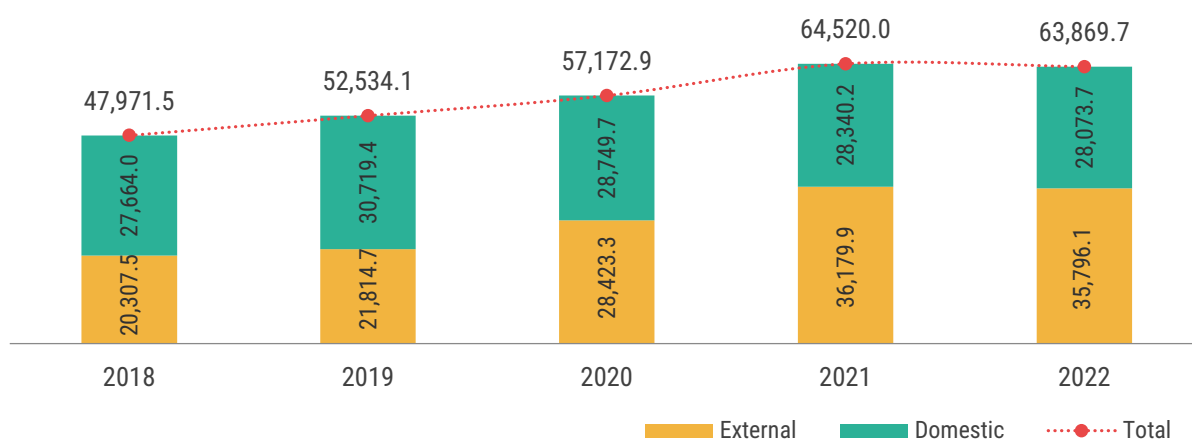
for financing are obtained. Such finances to settle the budget deficit are acquired through domestic and foreign loans and other financial instruments.

The 2020 budget includes loan disbursement on projects worth MVR 3,038.9 million. Additionally, proceeds from a sovereign bond/ Sukuk issued in the international market would be used to finance the budget deficit of MVR 4,626.0 million. This includes the USD 300 million sovereign bonds planned to be issued in 2020 and the proceeds from the sovereign bonds is expected to be utilised for financing the 2020 budget. The rest is planned to be financed through instruments such as treasury bills and bonds issued in domestic market. As such MVR 930.7 million will be raised from the domestic T-bill market through domestic banks and pension funds.

The decision to source financing from external sources is guided by the infrastructure scale-up envisioned by the government. The infrastruc-

Chart 48: Foreign and Domestic Debt

million (MVR)



Source: Ministry of Finance

Chart 49: Debt as a share of GDP

in %



Source: Ministry of Finance

ture scale-up would create additional demand for foreign currency through the purchasing of machinery, equipment and construction material. External financing for such projects would relieve the potential pressure on the exchange rate and foreign exchange reserves.

7 Public Debt

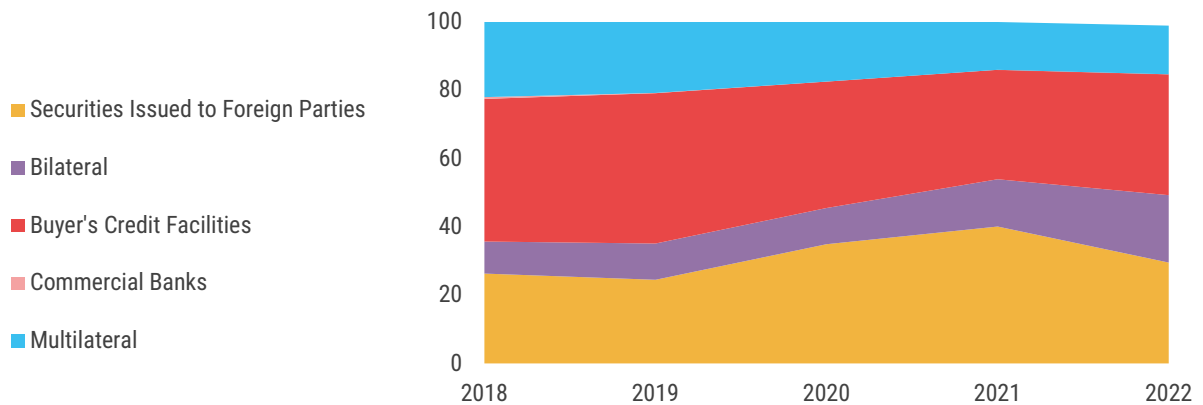
Total public debt at the end of 2018 stood at MVR 47,971.5 million, and was expected to increase to MVR 52,534.1 million by the end of 2019, and MVR 57,172.9 million by the end of 2020 (Chart 48). Public debt as a percentage of gross domestic product stood at 58.5 percent in 2018. It was expected to increase up to 59.8 percent in 2019, and decrease to 58.4 percent by the end of 2020 (Chart 49).

7.1 External Debt

External debt at the end of 2018 stood at MVR 20,307.5 million. It is expected that external debt will increase up to MVR 21,814.7 in 2019, and MVR 28,423.3 million in 2020. The reasons for the increase in 2019 were due to the loans contracted for the Velana International Airport Development Project, and a reclamation project that was planned to be implemented at a fast pace in the latter part 2019. External debt will continue to increase in 2020 because the reclamation project was expected to continue through 2020, due to the planned construction of a bridge connecting the greater Male' regions, and the implementation of a large number of proposed projects through the line of credit by the Government of India. Furthermore, the Government plans to issue a blue bond, and a bond in the Japanese market in 2020.

Chart 50: Composition of Foreign Debt

million (MVR)



Source: Ministry of Finance

Out of the external debt at the end of 2019, 20.8 percent is held by multilateral agencies, 10.6 percent by bilateral sources, 44 percent by buyers' credit providers, and 0.1 percent by commercial banks. The remaining 24.5 percent are bonds issued in the international markets. In 2020 these shares are expected to change, with multilateral agencies share declining to 17.5 percent and share of buyers' credit providers to 37.0 percent, and full settlement of the debt owed to commercial banks.

The share of external securities is expected to increase up to 34.9 percent (Chart 50).

The largest share of external debt is the United States Dollar (USD) denominated debt. In addition to USD, external debt also includes debt denominated in Saudi Riyal, Japanese Yen, Kuwaiti Dinar, Euro, Chinese Renminbi, United Arab Emirates Dirham, and Special Drawing Rights.

Information Box 7: Frequently Asked Questions on Public Debt

1. How much would the public debt be at the end of 2019?

Total public debt at the end of 2019 is expected to be at MVR 52.5 billion, equivalent to 59.8 percent of gross domestic product. Of this, 41.5 percent is external debt and 58.5 percent is domestic debt.

2. What is the difference between external and domestic debt?

External debt is debt owed to lenders residing in a foreign country. Domestic debt is debt owed to lenders residing in Maldives. Even in instances where debt is owed to a private individual, whether the debt is external or domestic is determined based on the country of residence of the individual. For instance, if a Maldivian residing in Jamaica were to invest in MVR treasury bills issued in Maldives by the Government of Maldives, this debt would be considered as debt held by Jamaica, and will be an external debt.

3. What does the public debt consist of?

Public debt consists of loans and securities from external and domestic sources. External debt consists of loans from bilateral countries and multilateral agencies, facilities from export credit providers, and bonds issued in international markets. Domestic debt includes treasury bills and bonds issued by the Government and Islamic instruments. A small percentage of domestic debt is also taken up by loans.

4. How much would the public debt be at the end of 2019, if publicly guaranteed debt is taken into account?

With publicly guaranteed debt, total public debt at the end of 2019 is expected to be at MVR 67.9 billion, equivalent to 75.4 percent of gross domestic product.

5. Why has the public debt increased so significantly?

Public expenditure has increased at a faster pace than the increase in revenue. Expenditure includes the spending on various development projects, spending on social security measures such as *Aasandha*, and public administration expenses. Since public debt is sourced to finance the amount by which public expenditure exceeds public revenue and grants, if expenditure increases at a faster pace than revenue, public debt will increase.

6. Is there a limit set for public debt?

Section 32(b) of the Fiscal Responsibility Act stipulates that efforts should be made to bring total public debt as a percentage of previous year's gross domestic product, including government guaranteed debt, to a level not exceeding 60 percent, within three years from 1st January 2014. While the Government has made attempts to achieve the target, it has been yet unable to reach the limit, due to

the dependency on borrowed funds to alleviate the current development challenges of the country. The Government is also in consultation with international agencies and experts to determine whether the limits set in the Act are the most appropriate for a country such as Maldives.

7. How is the interest cost of public debt decided?

Since interest is the cost of debt, much effort is made by the Ministry of Finance to reduce the burden from interest payments. Before taking any loan, the Ministry considers all alternatives available to raise the required finance, and after negotiation with the lenders, puts priority to contract loans at the most cost effective and least risky terms. It is important to maintain strong multilateral and bilateral relationships to enable the most favorable options are availed to the country.

8. What is the impact of public debt?

Increased public debt can crowd out private investments and have a negative impact on the sovereign credit rating. It is therefore important that borrowed funds be utilized for productive purposes beneficial to society. Funds utilized for productive purposes have the potential to lead to economic growth, and further enhance the debt affordability of the country. For instance, the loans contracted for Velana International Airport development may increase the fiscal burden in the short term. However, once the project is completed and the capacity of the airport increased, there is greater potential for tourism sector development. This would then increase revenue, create more jobs, and reduce the dependency on debt financing for future development projects. Further, in instances where funds stay idle in commercial banks, projects implemented by the Government by borrowing these funds enables better circulation within the economy.

9. How can we identify the debt accumulated by different administrations?

Every administration, depending on how much their expenditure exceeds its revenue (that is, the budget deficit), will continue to add to the public debt. While the budget deficit of a particular year may be attributed to the then administration, the public debt at any given year is the accumulation of the deficit financed over a number of years. When a loan is contracted, the amount of the loan is considered a commitment. The amount of the loan is added to debt only when it is utilized. For instance, if a loan contracted in 2011 is only disbursed in 2019, then the amount will be added to the 2019 public debt. Hence the current level of public debt is the accumulation of loans taken by successive administrations, and the annual increase in the debt level may not be fully attributable to the administration then in place.

10. Who decides on the utilization of borrowed funds?

As debt is contracted after having been included in the National Budget, the final decision on borrowing is in effect taken by the People's Majlis in the process of approving the Budget. Once the budget is approved, it is the Government's responsibility to borrow the approved amounts and implement the projects as approved. The amounts for financing is proposed by the Ministry of Finance after having

consulted with potential lenders and based on terms they have proposed. Even after having been approved by the Majlis, before any loan is contracted, a separate approval will be sought from the President, and once the loan is contracted, information on the loan is shared with the Majlis.

11. Where are the borrowed funds kept?

The appropriation of the borrowed funds is decided based on the purpose for which the funds are to be utilized. If the funds are to be utilized for budget support, they will be deposited into the Public Bank Account. For project related funds, the funds will be directly settled by the lender to the contractor of the project, as per project progress, after having been reviewed and approved by the implementing agency as well as the Ministry of Finance. A small amount that constitutes the administrative cost of project implementation may be kept in an imprest account for the project in Maldives. Funds for any project will be released only with the approval of the Ministry of Finance.

7.2 Domestic Debt

Domestic debt at the end of 2018 stood at MVR 27,664 million. It was estimated that by the end of 2019 domestic debt would increase to MVR 30,719.4 million, and then decrease to MVR 28,750 million by the end of 2020. Increase in domestic debt is due to the investment of USD 150 million by the Government of India, through the State Bank of India Male' Branch, in treasury bills issued by the Government of Maldives. This process was conducted as a result of improved bilateral relations between the two countries. Although this investment adds to the public debt in 2019, coupon payments for the bills, and the settlement at maturity is to be made by the Government of India. Hence, this added debt does not pose a detrimental effect to the fiscal position of the country. Out of the domestic debt at the end of 2019, 56.9 percent comprises treasury bills and the remaining 43.1 percent include treasury bonds and Islamic instruments.

7.3 Debt Servicing

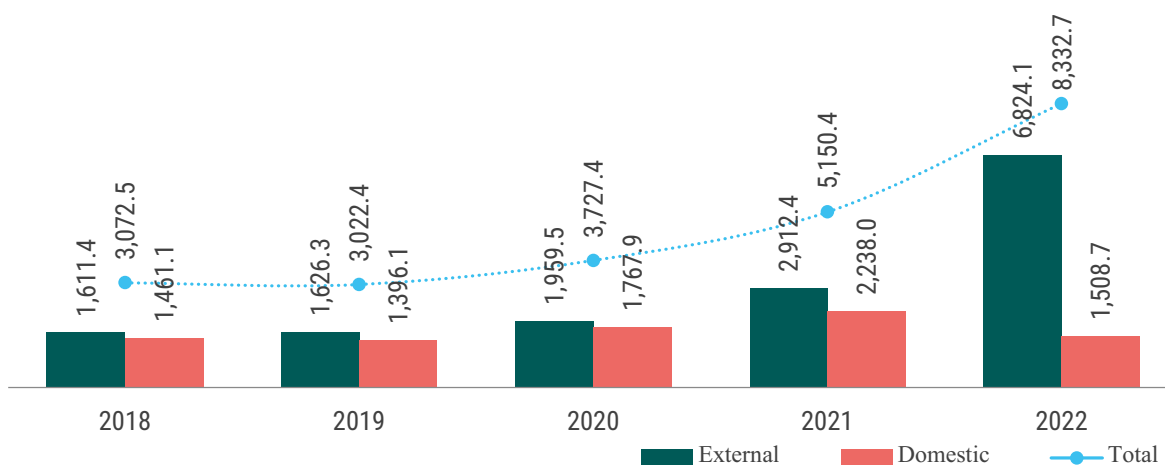
While MVR 3,072.5 million was spent for debt servicing in 2018, it is expected that debt servicing in 2019 will cost MVR 3,022.4 million, and for 2020 MVR 3,727.4 million is forecasted (Chart 51).

External debt servicing cost MVR 1,611.4 million in 2018. This cost is expected to increase to MVR 1,626.3 million in 2019, and MVR 1,959.5 million in 2020. The estimated increase in 2020 is mainly due to the coupon payments for the additional bonds that are to be issued during the year. It is also expected that servicing of buyers' credit facilities will add to the cost.

Domestic debt servicing cost MVR 1,461.1 million in 2018. This cost is expected to increase to MVR 1,396.1 million in 2019, and MVR 1,767.9 million in 2020. The main reason for the increase in both years is due to the scheduled repayment of several Islamic instruments.

Chart 51: Debt Servicing

million (MVR)



Source: Ministry of Finance

8 Risks to the medium-term budget

In light of the budget execution experience from the past few years, the most significant risk to the budget is the recurrent expenditure exceeding over the approved level. The main reason for this consistent overrun is the initiation of unbudgeted new recurrent programmes during the year and the under-budgeting of recurrent expenses during budget preparation to lower total office budget numbers. This results in excessive virements, often at the expense of infrastructure projects as budget transfers from the PSIP budget to recurrent programmes are common. In addition, recurrent expenditure growth outstripping the growth of revenue leads to increasing debt service costs, leading to further pressure on recurrent expenditure. Therefore, maintaining recurrent expenses at sustainable levels, and avoiding the initiation of unbudgeted programmes and activities during the year is required to mitigate the risks to the medium term budget.

Progress is expected to be made along these lines when the enforcement of the virements and appropriation guidelines begin in 2020. The protection of the capital (PSIP) budget and the limitation of the contingency budgets of individual offices at 5 percent of its own domestic budget will encourage more realistic budgeting and discipline in budget implementation. The strict implementation of these guidelines are therefore essential, and reflecting these in the Public Finance Act in the future will promote this.

In setting out medium term fiscal and infrastructure development strategies, the consideration of the increase in recurrent costs like salaries and repair costs after the completion of infrastructure projects is important. The project feasibility analysis and the medium term fiscal impact will only be realistic if these are identified and incorporated. Therefore, making comprehensive cost estimates during initial project evaluation stages, and smoothening out implementation of projects is required to ensure that government expenditure remains within sustainable levels. The Strategic Action Plan and the Spatial Plan developed by the government are expected to facilitate this.

The recent amendment to the Decentralization Act stipulates that from 2020 onwards, the government will allocate funds to local councils in the form of block grants. This is in contrast to the previous process where funds were allocated and released according to budgets prepared and distributed across general ledger codes. With a significant proportion of the central government budget being allocated to be given out as grants to the councils, it would be relatively more difficult from next year to accurately record the budget utilization of local councils and ensure that the funds are being utilized as per the budgets approved by the councils at the beginning of the year. To minimize disruption and the possibility of misuse of funds, an electronic system through which councils can easily record and share their income, expenses and other financial transactions with the Ministry of Finance is being developed. With the resource allocation to local councils increased

significantly, developing technical capacity and human capital at the councils would be important moving forward to ensure that their budget execution is in line with budget objectives and prioritizes social welfare.

Government revenue has a tendency to naturally grow over time as the economy grows. For example, as the number of tourist arrivals to the Maldives increase year by year and tourism sector activity pick up, the revenue received from taxes such as TGST, green tax and the ASC also increase. In addition, with increasing profitability of firms in the tourism sector, government revenue in the form of BPT will also increase. However, over the past two years, this natural growth in revenue has underperformed compared to what was expected given the rate of economic growth. If revenue growth fails to keep up with increases in national output over time, it is possible that the fiscal space to execute new expenditure plans may become smaller over the medium term. It is important to identify the reasons for this slowdown in the natural growth of revenue, be it non-compliance of taxpayers or other more fundamental issues. The issues need to be addressed quickly to ensure that fiscal policy can be implemented as required to facilitate the achievement of the government's medium term goals.

Furthermore, a number of new revenue measures were included in the 2020 budget. In order to ensure that the revenue forecasts in the budget are realized and that the deficit does not widen due to a shortfall in revenue, the implementation of the

proposed new revenue measures at the proposed timing is essential. Bringing the required legislative and administrative changes to prepare in advance would thus be required.

Times of economic slowdown generally increase the challenges faced in debt management. In the case of a slowdown in global economic growth which subsequently leads to a reduction in the tourism export receipts, the widening of the fiscal deficit due to a fall in revenue will be possible. This would add to the debt stock of the country, and the drop in foreign exchange receipts could increase the currency risk or foreign exchange risk as well. This is especially true given the situation of the Maldives at present, with the majority of public and publicly guaranteed debt now comprising of foreign currency denominated debt. The medium term debt strategy prepared for the period 2020 to 2024 primarily focuses on mitigating these risks.

The financial strength and efficiency of state owned enterprises (SOEs) have potential implications for the government budget. As these SOEs often provide essential services mandated by the government, capital contributions are being provided from the government budget every year to minimize disruption to their operations and the services that they provide owing to financial difficulties. In addition, other arrangements are also facilitated in instances where these companies face cash flow difficulties. Therefore, to minimize the reliance of SOEs on the government budget and to promote their efficiency, the full

adoption of corporate governance principles by SOEs should be promoted. In order to work towards this goal, the Ministry of Finance published a corporate governance code in 2019 to which SOEs are mandated to comply with.

Public Sector Investment Program

Investments in the development by the public sector is one of the most important tools that can be used to mould economic growth for a developing country such as the Maldives. The Public Sector Investment Program (PSIP) refers to all infrastructure development projects carried out by the government. The main objective of these programs is to overcome the different social challenges faced by the country, support economic growth, and to invest in projects that are otherwise beneficial to the people.

PSIP is the gateway to achieve medium-term development goals. In this regard, to finance such investments and change the course of PSIPs towards achieving the medium-term development goals, the five year PSIP plan has been designed to align to the Strategic Action Plan developed by the government. Alongside this, projects carried out for the development of Maldives and priority areas with the assistance of international financial organisations have been increased. As a result, the projects carried out during the course of this term will be to achieve the pledges of this administration. (Chart 52)

1 PSIP aim 2020

The PSIP budget 2020 is aimed at continuing the new projects started by the new administration in 2019 and beginning work of new projects included in the strategic action plan. In addition to this, the PSIP budget is also aimed at developing infrastructure to further improve public services. In this regard, the large scale infrastructure projects planned to be carried out until 2023 has been included in the PSIP budget. This is the foundation of achieving the new administration's pledges of "Blue Economy", "Caring State", "Dignified Families", "Jazeera Dhiriulhun" and "Good Governance". As such, the new PSIPs commencing in 2020 includes projects to be carried out in Male' aimed at reducing congestion in the island, the establishment of tertiary level hospitals in 5 regions of the Maldives including other major changes to the

Maldives healthcare system, commencement of water and sanitation and harbour projects in various islands.

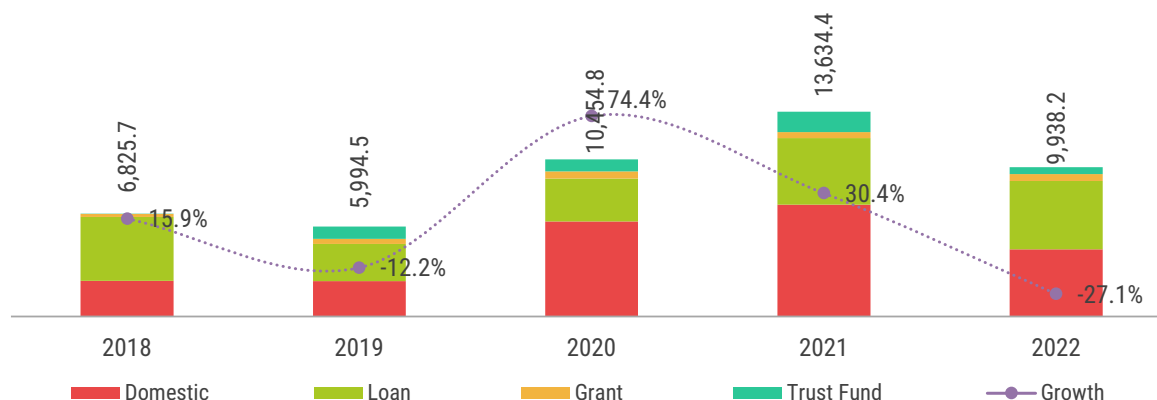
2 PSIP in 2019

As the 2019 budget was prepared during the transition of governments, the 2019 PSIP include many ongoing projects of the previous administration. Further, housing projects and investment in the health sector were started with the budget 2019.

The approved 2019 PSIP budget was MVR 7,076.7 million. In addition to this, the budget supplement passed by the Parliament include MVR 69.3 million worth projects from MVR 100 million grant

Chart 52: Public Sector Investment Programme

million (MVR)



Source: Ministry of Finance

received by the Indian Government. Therefore, including the budget supplement, the approved PSIP budget for 2019 is MVR 7,146.0 million.

The largest share of the PSIP budget for 2019 entails projects carried out through the domestic budget. In this regard, MVR 3,385.6 million was approved for projects carried out through the domestic budget in 2019. The biggest projects carried out through the domestic budget include airport development, land reclamation and road development and water and sanitation projects. Furthermore, the next highest spending on PSIPs is through loan disbursements for which MVR 3,018.2 million was approved for 2019. The majority of the spending is on the development of the Velana International Airport. In addition, MVR 654.1 million was approved for grants and MVR 18.8 million was approved for trust funds in 2019. Major projects carried out through grants include preparing outer island for sustainable energy development project and the Maldives sustainable

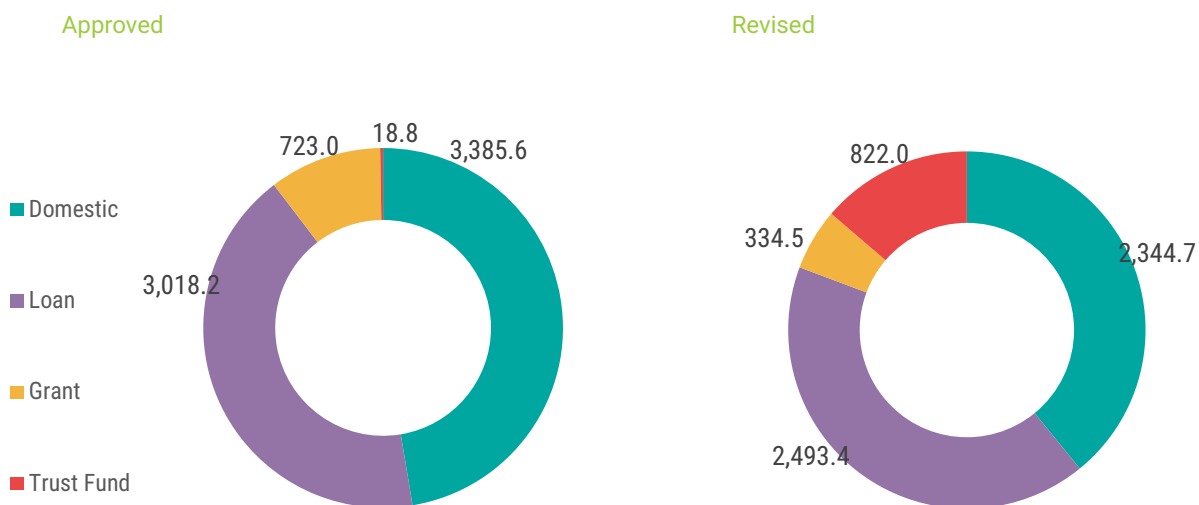
resources development project. Moreover, the majority of projects to be carried out through trust funds include projects for the establishment and improvement of mosques.

Based on current developments, the revised estimate for PSIP expenditure for 2019 is MVR 5,994.5 million, of which the highest share is expected to be from loan funded projects.

The revised estimate for spending from the domestic budget is MVR 2,344.7 million, which is 30.7 percent lower than the expenditure approved for 2019. From the domestic budget, the largest share is still expected to be spent on land reclamation and road development, harbour and water and sanitation development projects. Moreover, the revised expenditure on PSIPs through loan disbursements is MVR 2,493.4 million, which is 17.4 percent lower than the approved estimates. This is as a result of the largest project carried out through loan disbursements, the Velana In-

Chart 53: Composition of 2019 PSIP Fund

million (MVR)



Source: Ministry of Finance

ternational Airport development project not progressing as initially anticipated. In addition to this, spending through grants is anticipated to be MVR 334.5 million; 53.8 percent lower than initial estimates. This is mainly due to the transfer of many water and sanitation projects initially under grants to be carried out through the credit facility financed by the Indian Exim Bank.

The revised estimates for projects carried out under trust funds estimate a total of MVR 822.0 million. The significant jump in spending through trust funds is due to the creation of the Maldives Green Fund during the year. This fund was formed under the Ministry of Environment, to earmark funds received as green tax and ensure that the funds is spent for the protection of the environment and environment related projects. As a result, a number of water and sanitation and coastal protection projects initially to be funded through the domestic budget and grants were transferred

to the Maldives Green Fund. Spending from the Maldives Green Fund for projects in 2019 is estimated to be MVR 349.9 million.

2.1 Composition of 2019 PSIP

Based on the revised estimates, the largest share of PSIP spending is expected to be on transportation, land reclamation and road development, water and sanitation, environment protection, development of health and social services and housing projects. The collective spending on all the aforementioned sectors amounts to MVR 5,436.9 million is 91.0 percent of the revised estimate for spending on total PSIPs. However, this is 14.8 percent lower than the MVR 6,382.8 million approved for all these sectors. This is mainly due to the lower spending than anticipated on the all sectors other than land reclamation and road

development, which is expected to be significantly higher than approved expenditure. Spending through loan disbursements which relate to the other sectors is now expected to be lower than the approved numbers.

Spending on transportation is now expected to be MVR 2,221.2 million while expenditure on land reclamation and road construction is estimated to stand at MVR 1,157.0 million. Furthermore, spending on water and sanitation projects is now estimated to be MVR 907.9 million with revised estimates for projects carried out for environment protection is expected to be MVR 518.9 million. Moreover, spending on housing projects, health and social services is now expected to be MVR 246.0 million and MVR 385.9 million respectively.

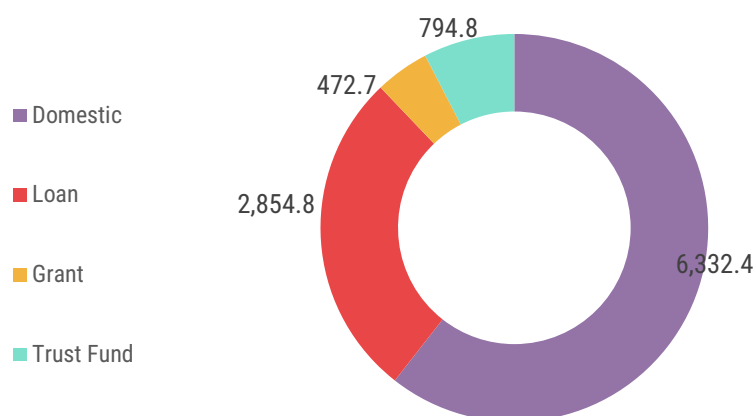
3 Approved PSIP 2020

The PSIP amount approved for the year 2020 is MVR 10,454.8 million. While MVR 6,332.4 million from this figure is estimated to be spent from the national budget, MVR 2,854.8 million is set to be via foreign loans and MVR 472.7 million is estimated to be from grants. A further, MVR 794.8 million is forecasted to be spent from the Trust funds. The largest share of the expenditure from the trust funds will be for projects funded by the Maldives Green Fund. (Chart 54)

The PSIP approved for the year 2020 is 27.6 percentage of the total national budget. This figure is a 74.4 percentage increase from the PSIP amount estimated to be spent for the year 2020. The approved expenses include MVR 4875.6 million for 435 new projects to be started under PSIP, MVR 916.5 million for 88 projects at the tendering

Chart 54: Composition of 2020 PSIP Fund

million (MVR)



Source: Ministry of Finance

stage, MVR 502.1 million for 59 projects that have been awarded, MVR 648.6 million for 123 projects in pre-tendering, MVR 3478.1 million for 218 ongoing projects and MVR 33.8 million as retention for 59 completed projects. (Chart 55)

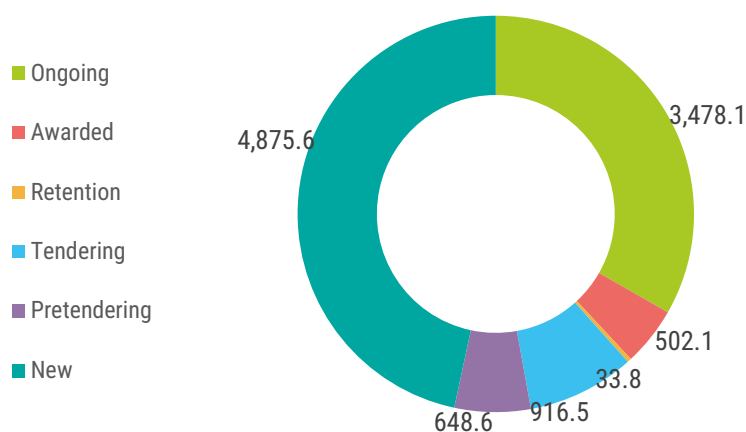
The PSIP budget approved for the year 2020 has been prepared to facilitate the initiation of large and key projects that have been outlined in the government’s Strategic Action Plan (SAP) in addition to funding ongoing projects. This includes projects geared towards improving the general standard of living and projects that are aimed to tackle the housing problems population that the population is facing. And as providing access to proper water and sewerage services to every island in the Maldives is one of the main pledges made by the government, the budget for the year 2020 places a significant priority on providing this service. As such, the initiation and implementation of projects to provide water and sewerage in

all remaining islands that do not have access to the aforementioned services are to be carried out under the national budget for the years 2020 and 2021.

In order to diversify the Maldivian economy, the 2020 national budget will also place a priority on projects and events that will facilitate for and encourage the growth of various industries. As such, initiating the project to relocate the main sea port of the country to Gulhifalhu and continuation of the project to construct the new terminal at Velana International Airport are noteworthy. In addition to this, it has been planned to develop regional hubs throughout Maldives for provision of quality public services. Furthermore, this budget includes the development of five hospitals in five regions to tertiary level, to improve the quality of healthcare service.

Chart 55: Status Composition of PSIP Fund for 2020

million (MVR)

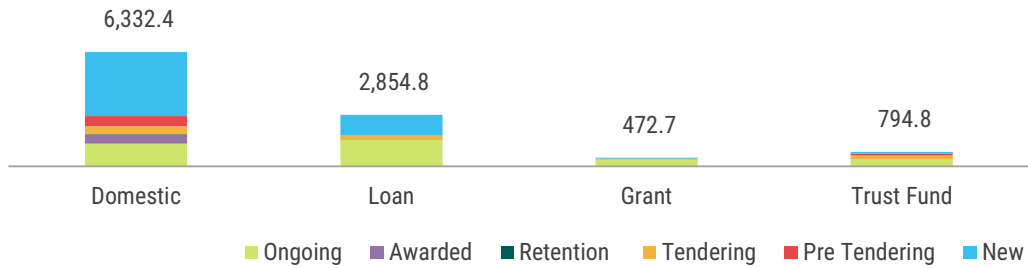


Source: Ministry of Finance

Summary of Approved PSIP for 2020

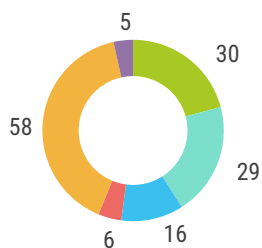
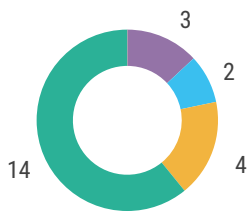
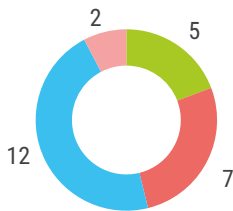
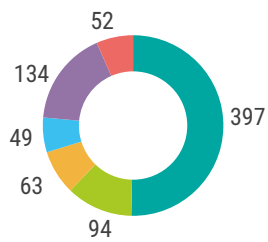
Changes in PSIP composition

million (MVR)



Distribution of Status in Funds

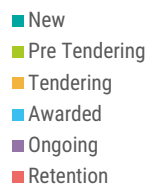
Number of Projects



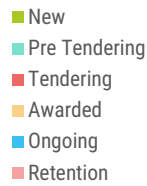
Distribution of Status in Funds

million (MVR)

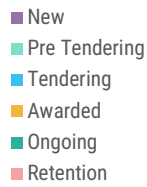
Domestic Budget



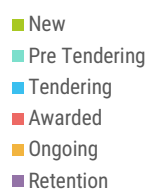
Loan



Grants



Trust Fund



3.1 Functional Classification of PSIP 2020

Functional classification reveals the emphasis given to begin the implementation of projects in Strategic Action Plan and National Spatial Plan. As such the largest share of the PSIP 2020 is on providing ease of access to islands and land reclamation. In addition to this, a sizeable portion has been allocated for the provision of water and sanitation, environmental protection and housing. (Chart 56)

Ease of Access

The largest allocation of PSIP 2020 is on projects related to ease of access to the islands. The total for these projects amounts to MVR 2,659.2 million, which is 26.1 percent of total PSIP for that year. They are proposed to be financed by MVR 1,382.6 million from the domestic budget, MVR 1,259.4 from foreign loans, MVR 14.6 million from grants and MVR 2.5 million from trust funds. From this category, the largest expenditure is proposed to be on building harbours and airports development projects.

Building harbours are proposed the largest expenditure in this category. For financing the construction of new harbours in different islands, a total of MVR 322.8 million from the domestic budget and MVR 100.4 million from foreign loans have

been proposed for the year 2020. The most notable new project is the relocation of Male' port to Gulhifalhu of which the relevant consultancy work and development of project masterplan have already begun during the year 2019. The most notable on-going projects include the harbour expansion project at HDh.Kulhudhuffushi for which MVR 14.6 million is budgeted for 2020 through an Asian Development Bank grant. In addition to this, a total of MVR 442.5 million have been proposed for 36 on-going harbour related projects.

The next largest expenditure in this category is on the development of airports. Among the new projects are MVR 53.9 million proposed for the new project to develop an airport at GDh.Faresmaathodaa, MVR 1.0 million proposed for the relevant studies for the development of an airport in M.Muli (the actual development work of M.Muli airport is expected to begin in the year 2021). The most notable on-going project with the largest expenditure for the year 2020 is the MVR 852.9 million proposed for building of Passenger terminal and runway under the Velana International Airport development project. In addition to this, MVR 50.0 million and MVR 25.8 million have been budgeted for the on-going projects of airport development in HA.Hoarafushi and GDh.Maavarulu.

Furthermore, to begin one of the key projects of this administration and to improve economic sustainability, MVR 105.2 million have been proposed for the Male'-Thilafushi bridge project, which is estimated to cost MVR 410.6 million in total.

In addition to this, MVR 150.0 million have been proposed from the domestic budget for building a transportation network among the islands. This is one of the key projects of the National Spatial Plan.

Land reclamation and building roads

For the reclamation of land and building good quality roads, MVR 1,529.6 million has been allocated, which is 15.0 percent of the total PSIP 2020 that have been proposed. The largest expenditure in this category is on land reclamation. As such, a total of MVR 954.5 million have been proposed for the year 2020. This includes the proposed land reclamation project of MVR 649.0 million financed through loan from Netherland's ING Bank and an additional MVR 244.1 million proposed for the land reclamation project of 12 islands. Among the road construction new projects for 2020 are the road upgrading project of Male' and other islands, for which a total of MVR118.3 million have been proposed.

Water and sanitation

Similar to the year 2019, water and sanitation projects at islands are given a high priority in the year 2020. As such, a total of MVR 1,241.2 million have been proposed for projects in this category. MVR 146.8 have been proposed for new projects

to establish water and sanitation systems in several islands while the largest expenditure is on the Saudi Fund's loan financed Hulhumale' Island Development project for which MVR 201.5 million have been proposed for the year 2020.

While MVR 144.3 million is proposed to be spent for the establishment of sanitation systems, a large share of this expenditure is estimated to be from the OFID's loan funded "Provision of water supply, sanitation and waste management project" that is carried out at different islands. Additionally, MVR 84.5 million is proposed for several other on-going projects.

For the establishment of water systems in islands, including the ones that face water shortages during warmer periods, MVR 45.1 million is proposed from the domestic budget. MVR 30.2 million is proposed under GCF grants as well.

Environment Protection

Projects related to environment protection have been proposed MVR 894.1 million for the year 2020. This is 8.8 percent of the total PSIP 2020. This also includes MVR 424.8 million proposed to be spent from Maldives Green Fund. The largest proposed share of expenditure from this category are on coastal protection, waste management and renewable energy projects.

Notable sources of funding for coastal protection includes MVR 61.9 million proposed to be spent from the Maldives Green Fund on shore protection projects, MVR 21.5 million grant from the Government of Japan under the project “Building climate resilient safer-islands in Maldives” and MVR 30.2 million under GCF grant. The largest single project in this category is the Coastal protection project of Fuvahmulah City with a proposed total allocation of MVR 81.8 million.

In the renewable energy category, MVR 246.8 million have been proposed to be spent under “Preparing outer-islands for sustainable energy development project”. Funding for this project includes MVR 164.2 million grant from ADB and European Investment Bank’s MVR 40.3 million loan.

The next largest expenditure proposed in this category is on waste management. Substantial projects include the on-going “Regional waste management project” in Addu City and “Greater Male’ environment improvement and waste management project” for which a total of MVR 138.3 million have been proposed. Additionally, the new project to build a waste transfer station proposed for Huvadhu Atoll is remarkable.

Housing

Provision of affordable housing is one of the key pledges of this Government. MVR 973.3 million has been proposed for the year 2020 as the be-

ginning of its implementation. This is 9.6 percent of total PSIP 2020. This includes equity payment of MVR 600.0 million from domestic budget proposed for new social housing projects in different islands. This follows the social housing models of countries where the government provides equity. This project is planned to be implemented through Fahi Dhiriulhun Corporation (FDC).

For the on-going building of housing units in the islands, MVR 205.1 million have been proposed for the year 2020. This includes MVR 109.9 million proposed to be funded through loan, under “485 Housing units in Maldives project”.

Development of Health and Social Services

For the investment in infrastructure needed for health and social services, MVR 651.5 million have been proposed for the year 2020. This is 6.4 percent of the total PSIP 2020. The proposed allocation for the improvement of the health sector is MVR 324.4 million. This includes the project to develop five hospitals to tertiary level in five regions. MVR 170.7 million have been proposed for the development of hospitals at GDh.Thinadhoo, HDh. Kulhudhuffushi and R.U’ngoofaaruu. Furthermore, completion of the tertiary hospital in S.Hithadhoo is also proposed. In addition to this, construction of a hospital building at Dh.Kudahuvadhu is among the new projects proposed for the year 2020 while MVR 10.9 million is also proposed for upgrading health centres at different islands.

To support the progression of sports played at national level, MVR 243.7 million has been proposed for the development of sports infrastructure throughout the country. This includes MVR 80.7 million for new projects and MVR 54.4 million for on-going projects. Development of an indoor basketball complex in Male' is a notable new project among them. In addition to the proposed expenditure on sports, MVR 83.4 million has been proposed for development of other social sector related infrastructure projects.

Development of Education infrastructure

To increase employment opportunities and increase education related facilities at a sustainable level, MVR 543.5 million has proposed for the year 2020. This is 5.3 percent of total PSIP 2020. The largest expenditure in this category is proposed for the establishment of a Medical School,

funded through grant from the Government of Pakistan. In addition to this, MVR 7.1 million from the USD 100 million grant from the Government of India received in 2019 is proposed to be spent on on-going 2 projects. In total, MVR 64.9 million is proposed for completion of on-going projects for the year 2020.

Others

Other significant large projects proposed for the year 2020 includes the MVR 21.0 million proposed for "Maldives urban development and resilience project" to be carried out throughout Maldives, "Regional emergency operations centre" establishment project and "Male' ambient air quality monitoring system" project both of which are proposed to be funded through Maldives Green Fund with 5.0 million and 45.0 million respectively.

Chart 56: Functional Classification of PSIP 2020

million (MVR)



Source: Ministry of Finance

3.2 PSIP allocation by office

PSIPs are distributed to the offices based on the implementing agency of that specific project. If we take 2020 PSIPs office distribution into consideration, there is a change in project implementing agencies according to the change in this year's office mandates. In this regard, 45.3 percent of the 2020 PSIP budget has been allocated for the Ministry of National Planning and Infrastructure. The ministry would be carrying out MVR 4,739.6 million worth of total 207 projects, which include the greater Male' connectivity bridge project and Maldives transport network project.

A total of 10.4 percent of the PSIP budget and MVR 1,054.4 million worth of 6 projects has been allocated for the Ministry of Finance. Projects under this ministry are carried out by either a State-Owned Enterprise or a non-governmental contractor. These projects include the loan financed towards the development project of Velana In-

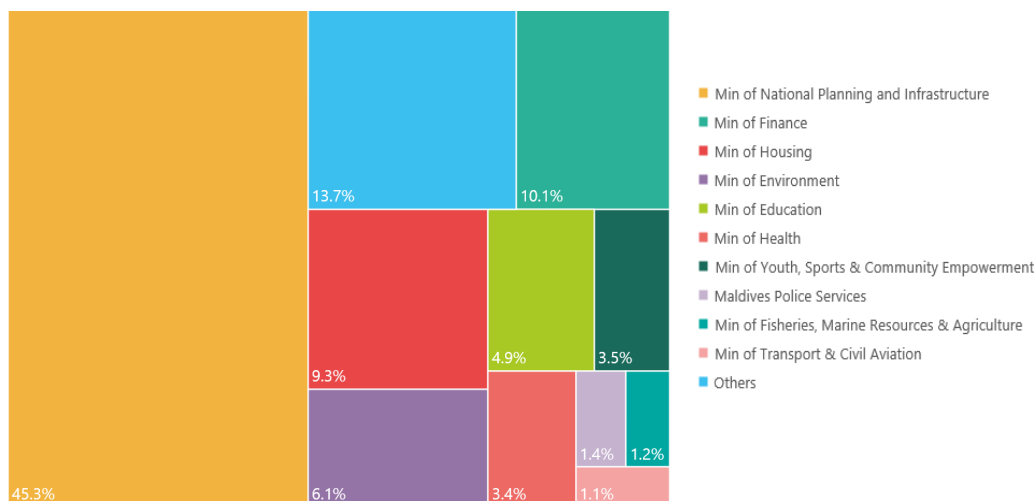
ternational Airport runway and terminal and the ongoing Hulhumale' Island Development project.

Ministry of Housing and Urban Development is a government agency formulated in order to implement Infrastructure projects. In this regard, 9.5 percent of the 2020 PSIP budget has been allocated for the Ministry. The ministry would be carrying out MVR 9.971 million worth of total 14 projects, which include the ongoing housing units projects and newly launched social housing projects.

Ministry of Environment has been allocated with 6.3 percent of the total PSIP budget. Projects implemented by this ministry include the provision of renewable energy and waste management projects. This consist of total of 40 projects including 'the preparing outer island for sustainable energy development' project of ADB grant and the 'climate resilient safer island in Maldives' project that is being carried out with the help of the Japanese Government are noticeable.

Chart 57: 2020 PSIP Allocation by Office

in %



Source: Ministry of Finance

In addition, the Ministry of Health will be carrying out projects to further develop healthcare service delivery infrastructure and establish Tertiary Hospitals in different parts of the Maldives. This constitutes to 3.2 percent of the total PSIP expenditure.

Furthermore, the Ministry of Education will be carrying out the expansion of 98 schools across the country, while the Ministry of Youth, Sports and Community Empowerment will be carrying out projects to establish 116 sports facilities. (Chart 57)

Allocating the Budget to the SAP

The activities and projects in the 2020 budget have been compiled so as to help achieve the goals specified in the “Strategic Action Plan” (SAP) prepared based on the pledges included in the “Jazeera Rajje” manifesto. This section highlights the details of the spending of the budget towards achieving the 5 policies of the SAP. (Table 4)

Under the “Blue Economy” policy, the budget includes projects and activities that would be beneficial to all sectors of the economy. In this regard, projects have been planned that would create opportunities for fisheries, agriculture, and tourism sectors, and promote employment, SME development and economic diversification.

The budget includes activities that would enable the integration of modern technology into the fisheries industry as well as creating means to establish local fish factories across Maldives. Further, to ensure sustainability of the fisheries sector,

activities have been planned under the Maldives Sustainable Fisheries Resources Development project. Looking at the tourism sector, MVR 154.2 million has been allocated in the 2020 budget for tourism promotion.

To complete the tax system of the Maldives in order to help reduce income inequality and to increase government revenue, the income tax regime is expected to be implemented from 2020.

To stimulate the development of all the economic sectors, promote the growth of SMEs and eco-

Table 4: Budget Allocation of the SAP

Million Rufiyaa

SAP Pledges	2020	2021	2022
Total	37,871.3	42,749.5	42,657.2
Blue Economy	4,322.0	3,937.2	4,025.0
Caring State	12,372.0	13,058.4	12,477.6
Dignified Families	3,740.3	3,494.0	3,972.9
Jazeera Dhiriulhun	5,958.0	9,432.0	6,135.2
Good Governance	11,479.0	12,827.8	16,046.5

conomic diversification and the expansion of the tourism sector, a total of MVR 4,304.7 million has been allocated in budget 2020.

The “Caring State” policy mainly focuses on mitigating inequalities in Maldives, especially on the provision of essential services to all citizens in equal measure. Furthermore, the policy aims to bridge the growing income and wealth inequality in the country. In this regard, the budget includes MVR 27.0 million to be spent on measures to ensure quality healthcare services and the provision of equipment and resources to the health sector as well as training technical employees. Moreover, to provide a holistic education, the budget also includes spending on work required to make all schools in the Maldives single session. In addition, with the inclusion of spending on social protection for the elderly, people with disabilities and the destitute, the total spending on this policy amounts to MVR 12,282.7 million.

The budget 2020 prioritises the introduction of affordable housing schemes to solve the current housing shortage so that individuals have the opportunity to work towards a respectable living and are able to build dignified families. In this regard, the 2020 budget includes the commencement of projects to construct 10,000 housing units, with MVR 600.0 million included as the equity component for these projects. Furthermore, efforts have been made to pave the way for raising finance for private construction of housing at lower rates.

In addition to this, to reap the best from the youth demographic, programs have been included in the budget to hone the talents and skills of the youth as well as improve the level of participation in employment and increase opportunities for youth in sports. As such, the budget includes the commencement of work of developing sports infrastructure in Maldives. The total allocation of the 2020 budget towards “Dignified Families” is MVR 3,629.7 million.

To facilitate harmonious living in island environments which preserves cultural identity, and to ensure development derived sustainably through connectivity and the responsible management of natural resources, the 2020 budget allocation toward “Jazeera Dhiriulhun” policy amounts to MVR 5,936.9 million. This entails the empowerment of councils for the establishment of basic infrastructure in all parts of the country and the movement towards fiscal decentralisation. Fiscal decentralisation is expected to delegate services provided and projects carried out by the central government to the island, atoll and city councils. Furthermore, the budget 2020 also include MVR 150.0 million for the Maldives transportation network project which would ease economic and industrial development. Moreover, MVR 257.8 million has been included in the budget 2020 for renewable energy and waste management projects. In addition, projects for water and sanitation and climate adaptation has also been included in this budget. Likewise, MVR 212.0 million has been allocated to 15 projects relating to waste management.

A large portion of the budget has been allocated to improve “good governance”. In this regard, MVR 1,493.8 million has been allocated from the 2020 budget towards national security and public safety. Moreover, the 2020 budget includes activities to train and improve the capacity of justice sector staff and administrative resources, the establishment of a de-radicalisation and rehabilitation centre in K.Himmafushi and a juvenile detention centre.

Furthermore, to tackle corruption and improve the ability to implement anti-corruption measures, the 2020 budget includes the inauguration of the National Anti-Corruption Policy and the National Integrity Plan. Moreover, the budget also prioritises work carried out for the enhancement of foreign policy and bilateral and multilateral relations as well as improving the quality of public services provided by the government. MVR 11,350.5 million has been allocated for “Good Governance” in the 2020 budget.

Key Economic Indicators, 2017 - 2021

	2018	2019	2020	2021	2022
	Actual	Revised		Projected	
Nominal GDP (in millions MVR)	81,993.8	87,836.6	97,534.6	105,992.2	115,377.1
Real GDP (in millions MVR)	71,025.9	75,049.2	80,644.9	85,714.3	91,050.9
GDP Growth Rate (%)	6.9%	5.7%	7.5%	6.3%	6.2%
Total Revenue & Grants	22,223.0	24,070.2	29,921.6	29,675.2	31,154.6
Tax Revenue	15,833.9	16,164.9	17,852.3	20,612.6	21,903.9
Non Tax Revenue	5,683.1	6,064.2	7,085.7	7,252.0	7,522.7
Grants	819.8	2,068.4	5,214.9	2,145.5	2,136.0
(-) Subsidiary Loan Repayment	(113.9)	(227.3)	(231.3)	(334.9)	(407.9)
Total Budget	28,165.3	30,459.8	37,871.3	42,749.5	42,657.2
Recurrent Expenditure	18,268.0	20,833.8	22,337.9	22,780.2	23,179.5
Capital Expenditure	9,897.3	9,626.0	15,533.4	19,969.2	19,477.7
Public Sector Investment Program (PSIP)	6,687.6	6,007.3	10,454.8	13,632.6	9,938.2
Total Expenditure	26,522.8	29,062.6	35,966.4	39,710.5	36,472.4
Budget Deficit	(4,299.9)	(4,992.3)	(6,044.8)	(10,035.3)	(5,317.8)
Budget Deficit (% GDP)	-5.2%	-5.7%	-6.2%	-9.5%	-4.6%
Total Debt	47,971.5	52,534.1	57,172.9	64,520.0	63,869.7
Foreign Debt	20,307.5	21,814.7	28,423.3	36,179.9	35,796.1
Domestic Debt	27,664.0	30,719.4	28,749.7	28,340.2	28,073.7
Debt (% GDP)	58.5%	59.8%	58.6%	60.9%	55.4%
Balance of Payment (in millions MVR)	125.4	(76.3)	183.2	-	-
Current Account	(1,388.2)	(1,222.0)	(1,207.1)	-	-
Financial Account	(1,800.6)	(1,096.0)	(1,390.3)	-	-
Current Account (% Nominal GDP)	-26.1%	-21.5%	(0.19)	-	-
Official Reserve (in millions USD)	712.0	635.6	818.8	-	-
Inflation Rate (National)	-0.1%	0.1%	0.01	-	-

Data is based on information available as at 29 October 2018

Source: Maldives Monetary Authority / National Bureau of Statistics / Ministry of Finance



2

Budget Approved by Majilis

Budget Approved by Majlis

APPROVED BUDGET 2020

(IN MVR)

		2020 Approved
Total Budget		37,871,314,865
Office Total Budget		31,827,319,256
S01	Presidents Office	175,000,000
S02	People's Majlis	210,582,552
S04	Department of Judicial Administration	545,015,654
S03	Judicial Service Commission	17,643,119
S05	Elections Commission	82,788,500
S06	Civil Service Commission	28,000,000
S07	Human Rights Commission	24,100,000
S08	Anti-Corruption Commission	36,401,372
S09	Auditor Generals Office	64,906,741
S10	Prosecutor Generals Office	71,999,986
S11	Maldives Inland revenue Authority	120,561,200
S12	Employment Tribunal	9,300,000
S13	Maldives Media Council	5,200,000
S14	Maldives Broadcasting Commission	9,400,000
S15	Tax Appeal Tribunal	11,886,000
S16	Local Government Authority	122,432,107
S17	Information Commissioners Office	4,800,000
S18	National Integrity Commission	9,200,000
S44	Family Protection Authority	9,699,993
S35	Attorney Generals Office	31,859,997
S56	Maldives International Arbitration Centre	10,000,000
S20	Ministry of Finance	78,381,622
S37	Special Budget	7,253,159,716
S38	Pension Budget	1,320,000,000

		2020 Approved
S21	Ministry of Defense	17,202,472
S55	Aviation Security Command	138,350,113
S45	Maldives National Defense Force	1,335,006,543
S53	National Disaster Management Authority	18,000,000
S47	Maldives Immigration	188,474,995
S22	Ministry of Home Affairs	77,346,726
S39	Maldives Police Services	1,639,187,304
S46	Maldives Correctional Services	403,688,684
S40	Maldives Customs Services	219,710,595
S23	Ministry of Education	3,280,316,895
S48	Ministry of Higher Education	843,830,821
S24	Maldives Islamic University	45,906,017
S25	Maldives National University	207,488,893
S26	Ministry of Foreign Affairs	331,198,233
S27	Ministry of Health	2,636,992,966
S42	Male' Group of Hospitals	1,491,468,771
S41	National Social Protection Agency	1,390,800,001
S28	Ministry of Economic Development	181,990,930
S50	Ministry of Transport & Civil Aviation	265,223,460
S29	Ministry of Tourism	48,484,261
S30	Ministry of Youth, Sports and Community Empowerment	532,047,140
S52	Ministry of Arts, Culture and Heritage	69,360,180
S31	Ministry of National Planning and Infrastructure	2,835,082,807
S49	Ministry of Housing and Urban Development	927,093,363
S51	Ministry of Communication, Science and Technology	77,883,999
S32	Ministry of Fisheries, Marine Resources and Agriculture	132,942,978
S33	Ministry of Islamic Affairs	214,191,099
S34	Ministry of Environment	120,093,973
S36	Ministry Of Gender, Family and Social Services	290,625,424
S43	Councils	1,615,011,054



3

Budget Summary

Budget Summary

PUBLIC FUND SUMMARY 2018-2022

(IN MVR)

	2018 Actual	2019 Revised	2020	2021 Approved	2022
Government Revenues	29,480,592,426	31,905,868,555	38,748,444,855	43,774,178,251	43,752,815,582
Consolidated Revenue Fund	22,123,937,394	27,528,447,755	27,877,444,503	31,260,427,526	35,532,265,353
Loan and Capital Works Fund	7,187,163,815	3,367,048,964	8,174,428,843	9,601,770,511	5,168,653,791
Advance Fund	-	-	1,574,332,748	1,702,515,502	1,746,114,594
Trust Fund	169,491,217	1,010,371,836	1,122,238,761	1,209,464,712	1,305,781,844
Total Budget	28,165,331,601	30,459,828,300	37,871,314,865	42,749,485,445	42,657,215,356
Consolidated Revenue Fund	18,965,896,780	22,407,061,575	23,633,916,772	24,039,210,203	24,433,159,276
Loan and Capital Works Fund	8,988,527,439	7,023,531,988	11,729,386,458	15,516,255,513	15,871,471,144
Advance Fund	-	-	1,574,332,748	1,702,515,502	1,746,114,594
Trust Fund	210,907,382	1,029,234,737	933,678,887	1,491,504,227	606,470,342

BUDGET SUMMARY AND FINANCING 2018- 2022

(IN MVR)

	2018 Actual	2019 Revised	2020	2021 Approved	2022
Revenue and Grants					
Revenue - Government Departments	21,333,795,755	21,161,337,260	23,802,034,044	26,641,435,776	28,107,034,289
Revenue - Trust Funds	169,491,217	1,010,371,836	1,122,238,761	1,209,464,712	1,305,781,844
(-) Subsidiary Loan Repayments	(113,892,098)	(227,320,047)	(231,284,062)	(334,883,861)	(407,889,535)
Total Revenue	21,389,394,874	21,944,389,049	24,692,988,743	27,516,016,627	29,004,926,598
Foreign Grants - Grants and Donations (in Cash)	465,426,069	1,647,990,337	4,719,030,000	1,627,345,000	1,558,180,000
Foreign Grants - Project Grants	368,146,492	477,863,439	509,552,886	531,887,658	591,506,832
Total Revenue and Grants	22,222,967,435	24,070,242,825	29,921,571,629	29,675,249,285	31,154,613,430
Expenditure					
Domestic Budget Expenditure - Government Departments	23,332,167,304	26,461,722,364	33,401,652,004	36,213,797,931	36,818,451,452
Trust Fund Expenditure	210,907,382	1,029,234,737	933,678,887	1,491,504,227	606,470,342
Cash Grant Expenditure	21,601,106	37,911,592	39,310,746	13,509,899	13,410,899
Project Grant Expenditure	326,265,115	425,774,082	578,099,119	550,576,737	604,917,253
Loan Expenditure	4,274,390,694	2,505,185,525	2,885,172,457	4,443,882,853	4,577,146,959
0.1% Contribution to Political Parties	-	-	33,401,652	36,213,798	36,818,451
Total Budget	28,165,331,601	30,459,828,300	37,871,314,865	42,749,485,445	42,657,215,356
(-) Loan Repayment (Domestic)	(525,974,349)	(380,071,818)	(750,147,994)	(1,217,871,572)	(485,509,081)
(-) Loan Repayment (Foreign)	(1,106,247,627)	(995,557,000)	(1,133,523,000)	(1,799,821,272)	(5,678,020,543)
Contribution to International Financial Institutions	(10,266,794)	(21,620,684)	(21,272,852)	(21,272,852)	(21,272,852)
Total Expenditure	26,522,842,831	29,062,578,798	35,966,371,019	39,710,519,749	36,472,412,880
Budget Balance					
Total Revenue & Grants	22,222,967,435	24,070,242,825	29,921,571,629	29,675,249,285	31,154,613,430
(-) Total Expenditure	26,522,842,831	29,062,578,798	35,966,371,019	39,710,519,749	36,472,412,880
Overall Balance (Deficit) / Surplus	(4,299,875,396)	(4,992,335,973)	(6,044,799,390)	(10,035,270,464)	(5,317,799,450)
Primary Balance (Deficit) / Surplus	(2,859,618,469)	(3,345,521,589)	(4,201,057,668)	(7,902,593,139)	(3,148,580,811)
Overall Balance (Deficit) / Surplus	(4,299,875,396)	(4,992,335,973)	(6,044,799,390)	(10,035,270,464)	(5,317,799,450)
Interest on Loan repayment	1,440,256,927	1,646,814,384	1,843,741,722	2,132,677,325	2,169,218,639
Financing					
Foreign	5,712,769,696	1,893,628,525	6,531,352,957	7,270,061,581	(1,100,873,584)
Loan Disbursements	3,563,046,270	2,818,917,764	3,038,875,957	4,443,882,853	4,577,146,959
Sukuk / Bond	3,255,971,053	70,267,761	4,626,000,000	4,626,000,000	-
Less: Loan Repayment (Foreign)	(1,106,247,627)	(995,557,000)	(1,133,523,000)	(1,799,821,272)	(5,678,020,543)

	2018	2019	2020	2021	2022
	Actual	Revised		Approved	
Domestic	(1,412,894,300)	3,098,707,448	(486,553,567)	2,765,208,883	6,418,673,034
Treasury Bill, Bond & Loans	324,715,570	4,719,120,158	930,713,207	4,694,162,252	7,613,165,658
Susidiary Loan Repayment	113,892,098	227,320,047	231,284,062	334,883,861	407,889,535
Less: Loan Repayment (Domestic)	(525,974,349)	(380,071,818)	(750,147,994)	(1,217,871,572)	(485,509,081)
Transfers to Sovereign Development Fund	(1,315,260,825)	(1,446,040,255)	(877,129,990)	(1,024,692,806)	(1,095,600,226)
Contribution to International Financial Institutions	(10,266,794)	(21,620,684)	(21,272,852)	(21,272,852)	(21,272,852)
Total Financing	4,299,875,396	4,992,335,973	6,044,799,390	10,035,270,464	5,317,799,450
Memorandum Items					
Nominal GDP (Millions MVR)	81,994	87,837	97,535	105,992	115,377
Real GDP (Millions MVR)	71,026	75,049	80,645	85,714	91,051
Total Debt (Millions MVR)	47,972	52,534	57,173	64,520	63,870
External Debt (Millions MVR)	20,308	21,815	28,423	36,180	35,796
Domestic Debt (Millions MVR)	27,664	30,719	28,750	28,340	28,074
As a % of Nominal GDP					
Total Revenues & Grants	27.1%	27.4%	30.7%	28.0%	27.0%
Total Expenditure	32.3%	33.1%	36.9%	37.5%	31.6%
Overall Balance (Deficit) / Surplus	-5.2%	-5.7%	-6.2%	-9.5%	-4.6%
Primary Balance (Deficit) / Surplus	-3.5%	-3.8%	-4.3%	-7.5%	-2.7%
Total Debt	58.5%	59.8%	58.6%	60.9%	55.4%
External Debt	24.8%	24.8%	29.1%	34.1%	31.0%
Domestic Debt	33.7%	35.0%	29.5%	26.7%	24.3%



4

Government Receipts

Government Receipts

TOTAL REVENUE AND GRANTS 2018 -2022

(IN MVR)

	2018 Actual	2019 Revised	2020	2021 Approved	2022
Total	22,336,859,533	24,297,562,872	30,152,855,691	30,010,133,146	31,562,502,965
(-) Subsidiary Loan Repayment	(113,892,098)	(227,320,047)	(231,284,062)	(334,883,861)	(407,889,535)
Total Revenue and Grants	22,222,967,435	24,070,242,825	29,921,571,629	29,675,249,285	31,154,613,430
TAX REVENUE	15,833,907,292	16,164,927,801	17,852,253,861	20,612,572,681	21,903,853,213
111 Import Duties	3,148,846,116	3,222,836,141	3,580,630,404	3,688,037,688	3,872,392,131
111001 Import Duty - Private Parties	3,127,703,664	3,221,534,774	3,579,467,599	3,686,851,627	3,871,194,210
111002 Import Duty - Government Agencies	21,142,452	1,301,367	1,162,805	1,186,061	1,197,921
112 Export Duty	-	-	39,667,304	39,865,641	40,064,969
112001 Export Duty Paid by Individuals	-	-	39,667,304	39,865,641	40,064,969
113 Business and Property Tax	3,314,440,617	3,464,350,304	4,027,763,015	3,532,425,957	3,526,735,004
113001 Tourism Tax	3,561	-	-	-	-
113002 Land Sales Tax	39,509,702	22,696,103	-	-	-
113003 Business Profit Tax	2,077,528,989	2,166,310,990	2,019,314,094	1,815,101,958	1,784,415,873
113004 Ownership Transfer Tax	383,500	383,200	383,500	383,500	383,000
113005 Bank Profit Tax	564,102,077	615,868,222	923,741,823	628,186,512	650,944,797
113006 Withholding Tax	632,912,788	659,091,789	735,844,929	740,275,318	742,512,665
113007 Income Tax	-	-	348,478,669	348,478,669	348,478,669
114 Goods and Services Tax	7,689,411,830	7,668,650,209	7,954,499,849	10,869,491,804	11,810,381,462
114001 Tourism Goods and Services Tax	4,783,338,321	4,847,476,975	5,053,539,794	6,491,404,226	7,042,215,999
114002 General Goods and Services Tax	2,906,073,509	2,821,173,234	2,900,960,055	4,378,087,578	4,768,165,463
118 Royalties	76,455,187	92,748,679	144,169,945	145,036,051	152,130,280
118001 Duty-Free Shop Royalty	76,324,061	92,748,679	83,917,852	84,482,697	91,274,159
118007 Fuel Re-Export Royalty	131,126	-	-	-	-
118008 Re-Export Royalty	-	-	60,252,093	60,553,354	60,856,121
119 Other Taxes and Duties	1,604,753,542	1,716,342,468	2,105,523,344	2,337,715,540	2,502,149,367
119001 Sale of Revenue Stamps	47,580,626	39,540,335	258,139,530	259,403,612	260,674,014
119002 Green Tax	810,525,818	861,290,363	970,253,824	1,053,619,122	1,145,875,126
119004 Airport Service Charges	644,818,039	715,362,960	877,129,990	1,024,692,806	1,095,600,227
119005 Remittance Tax	101,829,059	100,148,810	-	-	-
NON-TAX REVENUE	5,639,254,924	6,040,191,895	7,058,300,730	7,225,771,927	7,497,016,060
121 Fees and Charges	1,484,329,088	1,410,657,347	2,175,888,218	2,350,327,810	2,443,360,355
121001 Company Annual Fee	16,185,332	16,063,923	15,819,626	15,977,824	16,297,381
121002 Restaurant, Café, Canteen Fee	2,360,974	1,961,239	1,900,539	1,831,462	1,794,505
121003 Non-Fisheries Vessel Fee	26,547,277	20,212,808	26,573,907	26,542,691	26,292,716
121004 Certificate Fee	14,247,346	11,306,784	12,077,678	12,362,889	12,655,362
121006 Survey Fee	2,832,605	2,046,748	2,065,631	2,171,053	2,282,460
121010 Bonded Warehouse Fee	4,717,266	4,522,000	4,918,588	5,016,959	5,067,128
121011 Release of Staff	7,908,280	8,899,820	4,802,348	4,898,394	4,947,377
121012 Form Printing Fee	3,961	9,388	435	443	447

	2018	2019	2020	2021	2022
	Actual	Revised		Approved	
121016 Recording Fee	651	-	-	-	-
121017 Sponsorship of Programmes	628,471	2,248,410	100,000	100,000	100,000
121018 Hire of Sound System	64,515	42,540	50,520	50,260	50,130
121019 Approval of Movies and TV Serials	102,543	52,500	80,000	80,000	80,000
121021 Driving Test Fee	3,265,545	2,795,220	2,927,946	3,074,343	3,228,060
121022 Seaman Watchkeeping Stamp	143,123	107,433	112,805	118,445	124,368
121024 Ship, Boat Numbers	822,560	835,267	877,030	920,882	966,926
121025 Landing Charges	909,369	412,387	433,006	454,656	477,389
121026 Handling Charges	1,651,482	1,165,771	1,224,059	1,285,262	1,349,525
121027 Birth Registration Fee	94,318	209,083	-	-	-
121028 Birth Certificate Issuance	125,590	106,183	-	-	-
121029 Parking Charges	2,891	-	-	-	-
121030 Disposal of Waste	2,500	7,733	8,120	8,526	8,952
121031 Market Fee	3,600	165,500	-	-	-
121032 Dividing Housing Plots	8,900	3,650	-	-	-
121033 Drawing Chart	183	9	-	-	-
121035 Providing Seal on Measuring Instruments	94,200	63,000	-	-	-
121036 Music and Cable TV at Exhibitions	1,481,860	1,408,169	1,800,000	1,890,000	1,984,500
121037 Passport Cancellation Fee	32,100	93,728	42,336	46,570	51,227
121039 Conducting Marriage Outside The Court	2,251,250	2,104,561	2,146,653	2,189,586	2,233,377
121040 Court Fee	440,665	525,214	448,862	459,039	467,148
121041 Photocopy Charges	402,117	364,720	371,362	374,987	379,721
121042 Telephone Call, Telex, Telefax Charges	42,775	44,600	45,492	46,402	47,330
121043 Sale of Tender Documents	1,000,194	2,273,522	2,223,697	2,243,063	2,262,624
121044 Billboard and Advertisement Charges	750,136	105,991	108,640	111,356	114,140
121046 School Fee	35,420	9,166	7,581	7,581	7,581
121048 Course Fee and Examination Fee	8,897,770	6,061,833	7,902,413	7,923,932	7,981,675
121049 Examination Paper Re-evaluation Fee	463,490	762,340	468,700	470,000	470,000
121050	1,250	-	-	-	-
121051 Approval of Advertisement	3,250	1,667	2,500	2,525	2,550
121053 Political Candidates' Deposit	300,000	2,074,500	1,455,000	-	-
121054 Use of Male' T-Jetty	1,835	-	-	-	-
121055 Property Maintenance fee	621,912	567,583	509,699	443,969	386,794
121056 Consultation Fee	14,877,244	12,271,851	12,790,008	13,296,085	13,840,321
121057 Medical Check-Up Fee	17,388,385	11,560,569	12,752,126	13,072,889	13,413,087
121058 Ambulance Fee	14,341,090	14,497,323	14,822,839	15,036,835	15,259,230
121059 Hospital Ward Fee	8,185,632	6,211,416	6,259,725	6,434,160	6,617,300
121060 X-Ray Fee	2,911,024	1,942,181	2,099,218	2,163,162	2,237,512
121061 Charges for Dental Services	758,405	488,088	551,258	573,823	597,980
121062 E.C.G. Fee	768,787	440,386	524,811	548,443	573,866
121063 Operation and Surgery Fee	1,224,121	757,873	692,830	715,175	738,817
121064 Charges for Laboratory Tests	17,609,814	14,548,028	14,134,389	14,569,533	15,030,223
121065 Health Record Issuance	59,470	63,406	39,966	43,922	48,271
121066 Dressing and Injection Charges	7,396,890	5,448,834	5,805,187	5,990,274	6,187,909
121067 Scan Fee	138,260	127,487	133,812	136,429	139,200
121068 Physiotherapy Fee	58,743	45,367	50,916	52,062	53,263
121069 Labour Fee	4,457	6,280	8,976	9,361	9,774

	2018 Actual	2019 Revised	2020	2021 Approved	2022
121073 ID Card Issuance	9,096,153	7,065,780	7,281,192	7,432,744	7,587,918
121074 Sale of Ticket	1,773,446	1,530,581	1,200,000	1,200,000	1,200,000
121075 Sale of Pass	4,629,681	4,061,018	4,288,894	4,304,933	4,320,949
121076 Residential Permit	331,429,870	339,675,286	559,616,403	573,503,737	586,157,955
121077 Permission for air travel within Maldives	3,972,628	4,500,000	4,500,000	4,635,000	4,774,050
121078 Partnership Annual Fee	1,029,270	500,000	500,000	500,000	500,000
121079 Import Trade Fee	10,015,520	9,407,586	9,095,110	9,104,602	9,109,349
121080 Fees for Changing Name	40,820	51,787	5,630	5,743	5,858
121081 Electricity Charges Received	541,402	907,431	922,337	937,784	953,540
121084 Boat yard Fee	1,460	-	-	-	-
121085 Co-operative Society Annual Fee	7,000	6,400	6,400	6,400	6,800
121086 Co-operative Society Registration Fee	800	800	1,400	1,400	1,400
121088 Trade Registry Fee	1,800,550	1,837,342	2,114,502	2,367,162	2,495,387
121089 Foreign Investment Administration Annual Fee	2,028,400	1,765,223	1,838,400	1,838,400	1,838,400
121090 Processing charges	5,796,039	5,660,519	6,384,148	6,511,830	6,576,948
121092 lease period extension fee	76,700,000	76,700,000	-	-	-
121093 Construction period extension fee	105,197,100	33,821,384	-	-	-
121094 Airport development fee	659,329,865	705,880,255	877,129,990	1,024,692,806	1,095,600,226
121095 Corporate social responsibility fee	7,680,000	22,143,245	11,071,624	11,182,339	11,294,162
121096 Tourism Administration fee	19,947,000	3,064,000	-	-	-
121097 Trauma service	6,000	-	-	-	-
121098 Dermatology service	650	13,440	13,709	13,983	14,263
121099 Cardiac service	1,877,240	3,902,845	3,980,902	4,060,520	4,141,731
121100 Admission fee	36,598	25,527	26,037	26,558	27,089
121101 Light dues	3,742,163	2,902,192	3,047,302	3,199,667	3,359,650
121104 Fee Paid to SDF-Others	25,942,696	-	-	-	-
121105 Quata Fee paid by Forign Workers	-	-	500,000,000	510,000,000	515,100,000
121999 Other Fees and Charges	26,534,909	27,190,627	20,693,004	21,056,950	21,436,534
123 Registration and Licence Fees	413,678,602	450,337,548	440,998,859	459,681,673	475,845,358
123001 Company Registration Fee	4,020,695	2,900,377	1,078,093	1,089,343	1,100,593
123002 Partnership Registration Fee	396,000	359,500	294,407	310,244	332,105
123004 Guest House Registration Fee	555,500	612,250	590,000	580,000	590,000
123005 Training Centre Registration Fee	26,600	34,672	26,751	26,904	27,058
123006 Foreign Trading Approval Fee	18,452	-	-	-	-
123007 Dive School Registration Fee	170,000	140,000	115,000	120,000	118,750
123008 Club, Association Registration Fee	9,100	2,600	2,600	2,600	2,600
123009 Clinic Registration Fee	2,700	3,867	2,000	2,000	2,000
123013 Driving Licence Issuance	6,124,256	5,256,143	5,506,088	5,781,392	6,070,462
123014 Motor Vehicle Licence Fee	92,387,291	105,524,248	101,458,700	105,424,092	106,739,072
123015 Desalination Plant Licence Fee	33,000	35,000	35,000	35,000	35,000
123016 Telecom License Fees	202,371,204	230,099,468	254,466,199	267,189,509	280,548,984
123017 Registration Fee	2,257,875	2,367,847	2,481,364	2,600,557	2,725,710
123018 Cancellation of Registration	89,670	39,000	40,950	42,998	45,147
123019 Bank Mortgage Registration Fee	496,200	446,200	440,343	473,694	468,546
123020 Marriage Registration	593,682	502,751	512,806	523,062	533,523
123021 Renewal of Land Registry	99,800	54,394	-	-	-
123022 Certificate to Register As A Male' Citizen	104,550	61,755	-	-	-

	2018	2019	2020	2021	2022
	Actual	Revised		Approved	
123025 Vessels Anchored In Male' Lagoon	3,795,786	4,754,093	1,479,086	1,553,040	1,630,692
123026 Port Fee	4,566,916	4,446,978	4,669,327	4,902,793	5,147,933
123027 Seaman Agreement Registration	36,000	26,000	27,300	28,665	30,098
123029 Postage Control Permission	36,090	20,460	21,483	22,557	23,685
123030 Copyright Registration Fees	54,000	40,000	32,000	32,000	32,000
123031 Inward and outward clearance fee	2,399,000	2,100,000	2,780,568	2,836,179	2,864,540
123032 Goods loading and unloading fee	74,386,628	75,130,494	50,588,265	51,600,030	52,116,030
123033 Dewatering permit fee	7,443,500	7,517,935	7,593,114	7,669,045	7,745,736
123034 Sole Traders Registration fee	1,233,010	1,115,450	1,286,792	1,299,385	1,311,979
123035 Employment Agency Registration fee	17,500	32,500	32,500	32,500	32,500
123999 Other Registration and Licence Fees	9,953,597	6,713,566	5,438,123	5,504,084	5,570,615
124 Proceeds from Sales	52,872,602	51,270,440	50,430,847	50,946,588	51,467,796
124001 Sale of Books, News Papers, Magezines Etc	603,178	257,050	221,470	226,203	231,309
124002 Sale of Gazette, Law, Regulation	19,850	750	2,500	2,500	2,500
124003 Sale of Calendar,Souvenir Etc	112,570	80,460	100,000	100,000	100,000
124004 Sale of Official Forms	182,715	255,985	261,078	266,299	271,626
124005 Sale of Historical Books Etc	733	40	-	-	-
124006 Sale of C.D.C	12,300	10,267	10,780	11,319	11,885
124007 .Sale of Passport and E.C	47,550,400	48,372,267	48,856,077	49,344,731	49,838,275
124008 Sales of Trees and Timber	1,400	-	-	-	-
124009 Sale of Sand, Coral, Stone Etc	2,451,018	-	-	-	-
124010 Sale of Water	88,354	-	-	-	-
124999 Other Sales	1,850,084	2,293,621	978,942	995,536	1,012,201
125 Property Income	2,040,477,950	1,726,790,762	2,195,459,704	1,972,743,860	1,972,734,486
125001 Rent from Goifaalabba, Hinna	13,822,092	5,565,936	5,593,766	5,607,750	5,628,762
125002 Rent from Government Buildings	45,918,666	43,402,929	42,769,783	42,751,934	42,763,961
125003 Rent from Resorts	1,525,985,637	1,541,622,111	1,726,551,062	1,793,119,567	1,793,119,567
125004 Rent from Land for Commercial Purposes	104,339,574	96,857,127	100,261,735	99,944,988	99,804,405
125005 Rent from Land for Industry	9,736,711	8,555,974	7,483,750	7,292,525	7,388,137
125006 Rent from Government Vessels	35	-	-	-	-
125008 Rent from Islands for Long Term Agriculture	17,313,726	15,988,327	15,365,278	15,396,205	15,396,205
125009 Rent from Floating Jetty	84,000	72,000	72,000	72,000	72,000
125012 Land acquisition and conversion fee	322,264,966	14,210,529	297,043,544	8,237,650	8,237,650
125999 Other Rent and Property Income	1,012,543	515,829	318,786	321,241	323,799
126 Fines and Penalties	277,758,535	249,726,414	169,748,146	162,388,236	155,783,674
126001 Fine-Breach of Law	161,730,175	154,408,804	83,467,544	76,099,027	72,391,863
126002 Fine-Breach of Regulation	36,765,280	33,431,232	30,230,545	28,763,892	28,984,252
126003 Fine-Breach of Agreement	23,329,545	15,385,232	11,756,829	13,874,407	11,574,927
126004 Late fine deducted from Salaries	11,135,009	9,391,908	8,435,164	8,458,273	8,608,449
126005 Dharanyaai Qazziyya joorimanaa	719,411	788,973	166,869	170,207	173,610
126006 Traffic Violation Charges	36,626,161	32,767,806	31,193,010	30,478,755	29,462,796
126999 Other Fine or Penalty	7,452,954	3,552,459	4,498,185	4,543,675	4,587,777
127 Interest, Profit and Dividends	1,048,435,859	1,716,952,173	1,670,885,017	1,767,542,072	1,858,922,250
127001 Subsidiary Loan Interest received	84,334,178	258,373,242	226,438,059	267,634,571	304,587,330
127003 Transfers by MMA	93,740,700	150,000,000	132,744,258	139,381,471	146,350,545
127004 Div. - Island Aviation Services Ltd	27,564,231	30,320,654	30,927,067	30,927,067	31,545,609
127007 Div. - Maldives Ports Ltd	-	137,251,891	139,996,929	153,996,622	169,396,284

	2018	2019	2020	2021	2022
	Actual	Revised		Approved	
127008 Div. - Maldives Airports Company Ltd	-	406,312,038	414,438,279	422,727,045	431,181,586
127010 Div. - Dhivehiraajeyge Gulhun Pvt. Ltd	375,500,722	378,624,124	340,791,237	357,816,036	375,692,075
127011 Div. - State Trading Organisation Plc	-	56,647,974	56,900,439	57,847,904	58,895,369
127014 Div. - Maldives Transport and Contracting Co. Ltd	-	-	22,715,015	23,964,341	25,282,379
127018 Div. - Bank of Maldives Plc	68,821,456	65,612,832	68,893,474	72,338,147	71,100,000
127020 Div. - Housing Development Financing Corporation	20,780,416	19,523,200	19,913,664	20,909,347	21,954,815
127021 Div. - Maldives Water and Sewerage Company Ltd	101,193,528	197,493,115	199,468,046	201,462,727	203,477,354
127029 Div. - Thilafushi Corporation pvt. Ltd	272,833,521	16,706,165	17,541,473	18,418,547	19,339,474
127999 Other Interest, Profit or Dividend Received	3,667,107	86,938	117,077	118,247	119,430
129 Miscellaneous Non-Tax Revenues	318,507,003	409,519,648	354,889,939	462,141,688	538,902,141
129001 Cash Received for Which Purpose Is Unknown	1,242,524	3,858,735	114	115	116
129002 Reimbursement from Previous Year Budget	61,309,136	15,532,413	-	-	-
129003 Subscription, Membership Fee Etc	598,293	614,641	652,852	683,106	714,855
129004 Subsidiary Loan Repayment	113,892,098	227,320,047	231,284,062	334,883,861	407,889,535
129005 Compensation of Losses to Government Assets	48,329	31,714	-	-	-
129006 Recovery from unclaimed items	42,104	7,522	6,955	1,000	1,000
129007 Zakath	71,222,556	-	-	-	-
129008 Donations Received	65,742,020	98,030,193	59,195,956	60,722,106	62,343,590
129010 Transferred Balance	1,606,599	-	-	-	-
129013 Zakat from Earnings	-	58,000,000	58,000,000	60,000,000	62,000,000
129014 Zakat Fitrah	-	5,700,000	5,700,000	5,800,000	5,900,000
129998 Revenue Clearing Account	2,758,733	-	-	-	-
129999 Other miscellaneous non-tax revenue	44,611	424,383	50,000	51,500	53,045
181 Gains	3,195,285	24,937,563	-	-	-
181003 Gains on Exchange Rates	3,185,440	24,728,463	-	-	-
181999 Gains-Other	9,845	209,100	-	-	-
Proceeds from Sale of Assets	43,889,794	24,051,562	27,408,214	26,245,880	25,636,860
131 Proceeds from Sale of Assets	43,889,794	24,051,562	27,408,214	26,245,880	25,636,860
131001 Sale of items at auction	996,732	856,539	132,598	134,276	136,019
131002 Sale of Government Building	790,247	663,719	654,285	593,102	561,324
131003 Sale of Government Land	41,485,332	21,919,529	26,009,556	24,906,727	24,327,742
131004 Sale of Capital Assets	617,483	611,775	611,775	611,775	611,775
GRANTS	819,807,523	2,068,391,614	5,214,892,886	2,145,542,658	2,135,996,832
141 Cash Grants	520,343,377	1,290,042,044	4,787,567,394	1,695,358,236	1,626,193,236
141001 Cash Grants - Bilateral	446,505,540	1,231,277,952	4,626,100,000	1,542,100,000	1,542,100,000
141002 Cash Grants - Multilateral	70,350,778	55,707,938	159,365,776	151,680,774	82,515,774
141003 Cash Grants - Voluntary Organisation	3,487,059	3,056,154	2,101,618	1,577,462	1,577,462
143 Capital Project Grants	299,464,146	776,621,615	403,501,992	402,537,422	438,333,096
143001 Capital Project Grant - Bilateral	171,395,942	90,561,622	30,196,310	35,962,254	35,962,254
143002 Capital Project Grant - Multilateral	128,068,204	685,316,968	373,305,682	366,575,168	402,370,842
143003 Capital Project Grant - Voluntary Org	-	743,025	-	-	-
144 Other Grants	-	1,727,955	23,823,500	47,647,000	71,470,500
144001 Other Grant - Bilateral	-	1,354,154	23,823,500	47,647,000	71,470,500
144002 Other Grant - Multilateral	-	373,801	-	-	-

ECONOMIC CLASSIFICATION OF DOMESTIC REVENUES 2018-2022

(IN MVR)

	2018	2019	2020	2021	2022
	Actual	Revised		Approved	
Total	21,333,795,755	21,161,337,260	23,802,034,044	26,641,435,776	28,107,034,289
(-) Subsidiary Loan Repayment	(111,712,076)	(226,675,939)	(230,620,631)	(334,200,527)	(407,185,701)
Total Revenue and Grants	21,222,083,679	20,934,661,321	23,571,413,413	26,307,235,249	27,699,848,588
TAX REVENUE	15,833,907,292	15,303,637,438	16,882,000,037	19,558,953,559	20,757,978,087
111 Import Duties	3,148,846,116	3,222,836,141	3,580,630,404	3,688,037,688	3,872,392,131
111001 Import Duty - Private Parties	3,127,703,664	3,221,534,774	3,579,467,599	3,686,851,627	3,871,194,210
111002 Import Duty - Government Agencies	21,142,452	1,301,367	1,162,805	1,186,061	1,197,921
112 Export Duty	-	-	39,667,304	39,865,641	40,064,969
112001 Export Duty Paid by Individuals	-	-	39,667,304	39,865,641	40,064,969
113 Business and Property Tax	3,314,440,617	3,464,350,304	4,027,763,015	3,532,425,957	3,526,735,004
113001 Tourism Tax	3,561	-	-	-	-
113002 Land Sales Tax	39,509,702	22,696,103	-	-	-
113003 Business Profit Tax	2,077,528,989	2,166,310,990	2,019,314,094	1,815,101,958	1,784,415,873
113004 Ownership Transfer Tax	383,500	383,200	383,500	383,500	383,000
113005 Bank Profit Tax	564,102,077	615,868,222	923,741,823	628,186,512	650,944,797
113006 Withholding Tax	632,912,788	659,091,789	735,844,929	740,275,318	742,512,665
113007 Income Tax	-	-	348,478,669	348,478,669	348,478,669
114 Goods and Services Tax	7,689,411,830	7,668,650,209	7,954,499,849	10,869,491,804	11,810,381,462
114001 Tourism Goods and Services Tax	4,783,338,321	4,847,476,975	5,053,539,794	6,491,404,226	7,042,215,999
114002 General Goods and Services Tax	2,906,073,509	2,821,173,234	2,900,960,055	4,378,087,578	4,768,165,463
118 Royalties	76,455,187	92,748,679	144,169,945	145,036,051	152,130,280
118001 Duty-Free Shop Royalty	76,324,061	92,748,679	83,917,852	84,482,697	91,274,159
118007 Fuel Re-Export Royalty	131,126	-	-	-	-
118008 Re-Export Royalty	-	-	60,252,093	60,553,354	60,856,121
119 Other Taxes and Duties	1,604,753,542	855,052,105	1,135,269,520	1,284,096,418	1,356,274,241
119001 Sale of Revenue Stamps	47,580,626	39,540,335	258,139,530	259,403,612	260,674,014
119002 Green Tax	810,525,818	-	-	-	-
119004 Airport Service Charges	644,818,039	715,362,960	877,129,990	1,024,692,806	1,095,600,227
119005 Remittance Tax	101,829,059	100,148,810	-	-	-
NON-TAX REVENUE	5,455,998,669	5,833,648,260	6,892,625,793	7,056,236,337	7,323,419,342
121 Fees and Charges	1,466,728,164	1,394,512,868	2,159,764,099	2,334,011,191	2,426,846,961
121001 Company Annual Fee	16,185,332	16,063,923	15,819,626	15,977,824	16,297,381
121002 Restaurant, Café, Canteen Fee	2,330,336	1,961,239	1,900,539	1,831,462	1,794,505
121003 Non-Fisheries Vessel Fee	26,547,277	20,212,808	26,573,907	26,542,691	26,292,716
121004 Certificate Fee	14,242,126	11,301,784	12,072,678	12,357,889	12,650,362
121006 Survey Fee	2,832,605	2,046,748	2,065,631	2,171,053	2,282,460
121010 Bonded Warehouse Fee	4,717,266	4,522,000	4,918,588	5,016,959	5,067,128
121011 Release of Staff	7,908,280	8,899,820	4,802,348	4,898,394	4,947,377
121012 Form Printing Fee	3,961	9,388	435	443	447
121016 Recording Fee	651	-	-	-	-
121017 Sponsorship of Programmes	29,910	47,910	-	-	-
121018 Hire of Sound System	1,000	1,040	520	260	130
121021 Driving Test Fee	3,265,545	2,795,220	2,927,946	3,074,343	3,228,060

	2018 Actual	2019 Revised	2020	2021 Approved	2022
121022 Seaman Watchkeeping Stamp	143,123	107,433	112,805	118,445	124,368
121024 Ship, Boat Numbers	822,560	835,267	877,030	920,882	966,926
121025 Landing Charges	594	412,387	433,006	454,656	477,389
121026 Handling Charges	-	1,165,771	1,224,059	1,285,262	1,349,525
121027 Birth Registration Fee	94,318	209,083	-	-	-
121028 Birth Certificate Issuance	125,590	106,183	-	-	-
121029 Parking Charges	2,891	-	-	-	-
121030 Disposal of Waste	2,500	7,733	8,120	8,526	8,952
121031 Market Fee	3,600	165,500	-	-	-
121032 Dividing Housing Plots	8,900	3,650	-	-	-
121033 Drawing Chart	183	9	-	-	-
121035 Providing Seal on Measuring Instruments	94,200	63,000	-	-	-
121036 Music and Cable TV at Exhibitions	1,481,860	1,408,169	1,800,000	1,890,000	1,984,500
121037 Passport Cancellation Fee	32,100	93,728	42,336	46,570	51,227
121039 Conducting Marriage Outside The Court	2,251,250	2,104,561	2,146,653	2,189,586	2,233,377
121040 Court Fee	440,665	525,214	448,862	459,039	467,148
121041 Photocopy Charges	402,117	364,720	371,362	374,987	379,721
121042 Telephone Call, Telex, Telefax Charges	42,775	44,600	45,492	46,402	47,330
121043 Sale of Tender Documents	1,000,194	2,273,522	2,223,697	2,243,063	2,262,624
121044 Billboard and Advertisement Charges	750,136	105,991	108,640	111,356	114,140
121046 School Fee	35,420	9,166	7,581	7,581	7,581
121048 Course Fee and Examination Fee	4,774,788	3,755,833	4,796,413	4,810,432	4,860,450
121049 Examination Paper Re-evaluation Fee	431,890	737,160	448,700	450,000	450,000
121050 #N/A	1,250	-	-	-	-
121051 Approval of Advertisement	3,250	1,667	2,500	2,525	2,550
121053 Political Candidates' Deposit	300,000	2,074,500	1,455,000	-	-
121054 Use of Male' T-Jetty	1,835	-	-	-	-
121055 Property Maintenance fee	621,912	567,583	509,699	443,969	386,794
121056 Consultation Fee	14,877,244	12,201,464	12,790,008	13,296,085	13,840,321
121057 Medical Check-Up Fee	17,388,385	11,560,569	12,752,126	13,072,889	13,413,087
121058 Ambulance Fee	14,341,090	14,497,323	14,822,839	15,036,835	15,259,230
121059 Hospital Ward Fee	8,185,632	6,211,416	6,259,725	6,434,160	6,617,300
121060 X-Ray Fee	2,911,024	1,942,181	2,099,218	2,163,162	2,237,512
121061 Charges for Dental Services	758,405	488,088	551,258	573,823	597,980
121062 E.C.G. Fee	768,787	440,386	524,811	548,443	573,866
121063 Operation and Surgery Fee	1,224,121	757,873	692,830	715,175	738,817
121064 Charges for Laboratory Tests	17,609,814	14,548,028	14,134,389	14,569,533	15,030,223
121065 Health Record Issuance	59,470	63,406	39,966	43,922	48,271
121066 Dressing and Injection Charges	7,344,550	5,448,834	5,805,187	5,990,274	6,187,909
121067 Scan Fee	138,260	127,487	133,812	136,429	139,200
121068 Physiotherapy Fee	58,743	45,367	50,916	52,062	53,263
121069 Labour Fee	4,457	6,280	8,976	9,361	9,774
121073 ID Card Issuance	9,096,153	7,065,780	7,281,192	7,432,744	7,587,918
121074 Sale of Ticket	300,185	347,867	-	-	-
121075 Sale of Pass	3,702,887	2,740,498	1,575,775	1,591,814	1,607,830
121076 Residential Permit	331,429,870	339,675,286	559,616,403	573,503,737	586,157,955
121079 Import Trade Fee	10,015,520	9,407,586	9,095,110	9,104,602	9,109,349

	2018	2019	2020	2021	2022
	Actual	Revised		Approved	
121080 Fees for Changing Name	40,820	51,787	5,630	5,743	5,858
121081 Electricity Charges Received	480,399	757,431	772,337	787,784	803,540
121084 Boat yard Fee	1,460	-	-	-	-
121085 Co-operative Society Annual Fee	7,000	6,400	6,400	6,400	6,800
121086 Co-operative Society Registration Fee	800	800	1,400	1,400	1,400
121088 Trade Registry Fee	1,800,550	1,837,342	2,114,502	2,367,162	2,495,387
121089 Foreign Investment Administration Annual Fee	2,028,400	1,765,223	1,838,400	1,838,400	1,838,400
121090 Processing charges	5,796,039	5,660,519	6,384,148	6,511,830	6,576,948
121092 lease period extension fee	76,700,000	76,700,000	-	-	-
121093 Construction period extension fee	105,197,100	33,821,384	-	-	-
121094 Airport development fee	659,329,865	705,880,255	877,129,990	1,024,692,806	1,095,600,226
121095 Corporate social responsibility fee	7,680,000	22,143,245	11,071,624	11,182,339	11,294,162
121096 Tourism Administration fee	19,947,000	3,064,000	-	-	-
121097 Trauma service	6,000	-	-	-	-
121098 Dermatology service	650	13,440	13,709	13,983	14,263
121099 Cardiac service	1,877,240	3,902,845	3,980,902	4,060,520	4,141,731
121100 Admission fee	36,598	25,527	26,037	26,558	27,089
121101 Light dues	3,742,163	2,902,192	3,047,302	3,199,667	3,359,650
121104 Fee Paid to SDF-Others	25,942,696	-	-	-	-
121105 Quota Fee paid by Forign Workers	-	-	500,000,000	510,000,000	515,100,000
121999 Other Fees and Charges	23,964,597	23,400,449	16,993,004	17,306,950	17,636,534
123 Registration and Licence Fees	413,656,532	450,325,648	440,861,978	459,544,792	475,708,477
123001 Company Registration Fee	4,020,695	2,900,377	1,078,093	1,089,343	1,100,593
123002 Partnership Registration Fee	396,000	359,500	294,407	310,244	332,105
123004 Guest House Registration Fee	555,500	612,250	590,000	580,000	590,000
123005 Training Centre Registration Fee	26,600	34,672	26,751	26,904	27,058
123006 Foreign Trading Approval Fee	18,452	-	-	-	-
123007 Dive School Registration Fee	170,000	140,000	115,000	120,000	118,750
123008 Club, Association Registration Fee	9,100	2,600	2,600	2,600	2,600
123009 Clinic Registration Fee	2,700	3,867	2,000	2,000	2,000
123013 Driving Licence Issuance	6,124,256	5,256,143	5,506,088	5,781,392	6,070,462
123014 Motor Vehicle Licence Fee	92,387,291	105,524,248	101,458,700	105,424,092	106,739,072
123015 Desalination Plant Licence Fee	33,000	35,000	35,000	35,000	35,000
123016 Telecom License Fees	202,371,204	230,099,468	254,466,199	267,189,509	280,548,984
123017 Registration Fee	2,257,875	2,367,847	2,481,364	2,600,557	2,725,710
123018 Cancellation of Registration	89,670	39,000	40,950	42,998	45,147
123019 Bank Mortgage Registration Fee	496,200	446,200	440,343	473,694	468,546
123020 Marriage Registration	593,682	502,751	512,806	523,062	533,523
123021 Renewal of Land Registry	99,800	54,394	-	-	-
123022 Certificate to Register As A Male' Citizen	104,550	61,755	-	-	-
123025 Vessels Anchored In Male' Lagoon	3,795,786	4,754,093	1,479,086	1,553,040	1,630,692
123026 Port Fee	4,566,916	4,446,978	4,669,327	4,902,793	5,147,933
123027 Seaman Agreement Registration	36,000	26,000	27,300	28,665	30,098
123029 Postage Control Permission	36,090	20,460	21,483	22,557	23,685
123030 Copyright Registration Fees	54,000	40,000	32,000	32,000	32,000
123031 Inward and outward clearance fee	2,399,000	2,100,000	2,780,568	2,836,179	2,864,540
123032 Goods loading and unloading fee	74,386,628	75,130,494	50,588,265	51,600,030	52,116,030

	2018 Actual	2019 Revised	2020	2021 Approved	2022
123033 Dewatering permit fee	7,443,500	7,517,935	7,593,114	7,669,045	7,745,736
123034 Sole Traders Registration fee	1,233,010	1,115,450	1,286,792	1,299,385	1,311,979
123035 Employment Agency Registration fee	17,500	32,500	32,500	32,500	32,500
123999 Other Registration and Licence Fees	9,931,527	6,701,666	5,301,242	5,367,203	5,433,734
124 Proceeds from Sales	50,887,985	49,510,978	49,304,047	49,804,788	50,310,996
124001 Sale of Books, News Papers, Magezines Etc	425,862	155,065	119,670	124,403	129,509
124002 Sale of Gazette, Law, Regulation	19,850	750	2,500	2,500	2,500
124003 Sale of Calendar,Souvenir Etc	4,260	30,460	-	-	-
124004 Sale of Official Forms	173,425	255,985	261,078	266,299	271,626
124005 Sale of Historical Books Etc	733	40	-	-	-
124006 Sale of C.D.C	12,300	10,267	10,780	11,319	11,885
124007 Sale of Passport and E.C.	47,550,400	48,372,267	48,856,077	49,344,731	49,838,275
124008 Sales of Trees and Timber	1,400	-	-	-	-
124009 Sale of Sand, Coral, Stone Etc	2,451,018	-	-	-	-
124010 Sale of Water	88,354	-	-	-	-
124999 Other Sales	160,383	686,144	53,942	55,536	57,201
125 Property Income	2,015,408,683	1,703,492,032	2,172,469,704	1,949,753,860	1,949,744,486
125001 Rent from Goifaalabba, Hinna	13,822,092	5,565,936	5,593,766	5,607,750	5,628,762
125002 Rent from Government Buildings	21,382,979	20,909,596	20,229,783	20,211,934	20,223,961
125003 Rent from Resorts	1,525,985,637	1,541,622,111	1,726,551,062	1,793,119,567	1,793,119,567
125004 Rent from Land for Commercial Purposes	104,149,441	96,417,127	99,991,735	99,674,988	99,534,405
125005 Rent from Land for Industry	9,736,711	8,555,974	7,483,750	7,292,525	7,388,137
125006 Rent from Government Vessels	35	-	-	-	-
125008 Rent from Islands for Long Term Agriculture	17,313,726	15,988,327	15,365,278	15,396,205	15,396,205
125009 Rent from Floating Jetty	84,000	72,000	72,000	72,000	72,000
125012 Land acquisition and conversion fee	322,264,966	14,210,529	297,043,544	8,237,650	8,237,650
125999 Other Rent and Property Income	669,096	150,432	138,786	141,241	143,799
126 Fines and Penalties	276,810,943	249,185,848	169,365,646	162,000,136	155,389,750
126001 Fine-Breach of Law	161,730,175	154,408,804	83,467,544	76,099,027	72,391,863
126002 Fine-Breach of Regulation	36,196,708	33,166,232	30,005,545	28,538,142	28,757,729
126003 Fine-Breach of Agreement	23,329,545	15,219,768	11,756,829	13,874,407	11,574,927
126004 Late fine deducted from Salaries	11,021,528	9,286,806	8,307,664	8,325,923	8,471,048
126005 Dharanyaai Qazziyya joorimanaa	554,180	788,973	166,869	170,207	173,610
126006 Traffic Violation Charges	36,626,161	32,767,806	31,193,010	30,478,755	29,462,796
126999 Other Fine or Penalty	7,352,646	3,547,459	4,468,185	4,513,675	4,557,777
127 Interest, Profit and Dividends	1,048,140,609	1,714,961,923	1,669,589,767	1,766,246,822	1,857,527,000
127001 Subsidiary Loan Interest received	84,334,178	258,373,242	226,438,059	267,634,571	304,587,330
127003 Transfers by MMA	93,740,700	150,000,000	132,744,258	139,381,471	146,350,545
127004 Div. - Island Aviation Services Ltd	27,564,231	30,320,654	30,927,067	30,927,067	31,545,609
127007 Div. - Maldives Ports Ltd	-	137,251,891	139,996,929	153,996,622	169,396,284
127008 Div. - Maldives Airports Company Ltd	-	406,312,038	414,438,279	422,727,045	431,181,586
127010 Div. - Dhivehiraajeyge Gulhun Pvt. Ltd	375,205,472	378,328,874	340,495,987	357,520,786	375,396,825
127011 Div. - State Trading Organisation Plc	-	54,952,974	55,900,439	56,847,904	57,795,369
127014 Div. - Maldives Transport and Contracting Co. Ltd	-	-	22,715,015	23,964,341	25,282,379
127018 Div. - Bank of Maldives Plc	68,821,456	65,612,832	68,893,474	72,338,147	71,100,000
127020 Div. - Housing Development Financing Corporation	20,780,416	19,523,200	19,913,664	20,909,347	21,954,815

	2018	2019	2020	2021	2022
	Actual	Revised		Approved	
127021 Div. - Maldives Water and Sewerage Company Ltd	101,193,528	197,493,115	199,468,046	201,462,727	203,477,354
127029 Div. - Thilafushi Corporation pvt. Ltd	272,833,521	16,706,165	17,541,473	18,418,547	19,339,474
127999 Other Interest, Profit or Dividend Received	3,667,107	86,938	117,077	118,247	119,430
129 Miscellaneous Non-Tax Revenues	181,181,288	246,721,400	231,270,552	334,874,748	407,891,672
129001 Cash Received for Which Purpose Is Unknown	1,242,524	3,857,929	114	115	116
129002 Reimbursement from Previous Year Budget	60,545,522	15,492,081	-	-	-
129003 Subscription, Membership Fee Etc	598,293	614,141	642,852	673,106	704,855
129004 Subsidiary Loan Repayment	111,712,076	226,675,939	230,620,631	334,200,527	407,185,701
129005 Compensation of Losses to Government Assets	48,329	31,714	-	-	-
129006 Recovery from unclaimed items	42,104	7,522	6,955	1,000	1,000
129007 Zakath	4,176,888	-	-	-	-
129008 Donations Received	12,208	42,074	-	-	-
129998 Revenue Clearing Account	2,758,733	-	-	-	-
129999 Other miscellaneous non-tax revenue	44,611	-	-	-	-
181 Gains	3,184,465	24,937,563	-	-	-
181003 Gains on Exchange Rates	3,184,320	24,728,463	-	-	-
181999 Gains-Other	145	209,100	-	-	-
Proceeds from Sale of Assets	43,889,794	24,051,562	27,408,214	26,245,880	25,636,860
131 Proceeds from Sale of Assets	43,889,794	24,051,562	27,408,214	26,245,880	25,636,860
131001 General Goods and Services Tax	996,732	856,539	132,598	134,276	136,019
131002 General Goods and Services Tax	790,247	663,719	654,285	593,102	561,324
131003 General Goods and Services Tax	41,485,332	21,919,529	26,009,556	24,906,727	24,327,742
131004 General Goods and Services Tax	617,483	611,775	611,775	611,775	611,775

GOVERNMENT REVENUE BY AGA 2018 - 2022

(IN MVR)

	2018 Actuals	2019 Revised	2020	2021 Approved	2022
Total	21,333,795,755	21,161,337,260	23,802,034,044	26,641,435,776	28,107,034,289
S01 Presidents Office	363,824	331,410	152,990	154,875	156,786
S02 People's Majlis	409,626	720,508	378,500	382,285	386,108
S04 Department of Judicial Administration	10,376,864	9,916,818	9,847,092	9,988,273	10,135,684
S03 Judicial Service Commission	48,221	5,909	4,449	4,494	4,539
S05 Elections Commission	857,600	2,562,670	1,725,293	274,030	277,851
S06 Civil Service Commission	58,179	42,872	23,000	23,230	23,462
S07 Human Rights Commission	248,591	106,224	22,525	32,295	22,525
S08 Anti-Corruption Commission	145,396	121,717	65,221	65,873	66,532
S09 Auditor Generals Office	491,273	426,370	240,166	151,859	205,685
S10 Prosecutor Generals Office	456,807	237,061	30,914	31,223	31,535
S11 Maldives Inland revenue Authority	16,288,072,576	15,316,661,430	17,368,491,565	19,879,307,549	20,973,333,953
S12 Employment Tribunal	56,098	18,300	15,662	16,373	17,119
S13 Maldives Media Council	26	67,659	-	-	-
S14 Maldives Broadcasting Commission	5,460,010	3,733,063	5,793,597	6,253,682	6,908,495
S15 Tax Appeal Tribunal	7,460	6,091	7,609	7,761	7,917
S16 Local Government Authority	982,903	8,532	1,472	1,486	1,501
S17 Information Commissioners Office	1,426	84	-	-	-
S18 National Integrity Commission	5,573	3,607	3,787	3,825	3,863
S44 Family Protection Authority	33,798	2,589	2,000	2,040	2,081
S35 Attorney Generals Office	222,021	182,864	160,760	162,340	163,937
S20 Ministry of Finance	1,162,418,545	1,944,478,774	1,902,310,758	2,102,567,964	2,266,853,774
S37 Special Budget	47,831,886	28,602,088	-	-	-
S38 Pension Budget	8,651,149	3,463,476	-	-	-
S21 Ministry of Defense	16,770,344	17,494,459	17,650,193	17,822,906	17,997,346
S55 Aviation Security Command	1,738,186	1,055,170	2,307,920	2,330,999	2,354,309
S45 Maldives National Defense Force	4,155,942	2,133,312	339,786	343,184	346,615
S53 National Disaster Management Authority	5,520	5,848	5,906	5,966	6,025
S47 Maldives Immigration	80,882,491	71,707,154	74,236,842	75,902,355	77,631,227
S22 Ministry of Home Affairs	247,947	369,853	361,859	362,067	362,275
S39 Maldives Police Services	8,770,667	750,597	450,540	455,045	459,595
S46 Maldives Correctional Services	158,532	196,788	181,011	182,821	184,649
S40 Maldives Customs Services	3,251,573,733	3,346,509,954	4,009,054,001	4,119,738,393	4,306,637,171
S23 Ministry of Education	17,593,061	10,843,456	7,162,772	7,189,116	7,252,980
S48 Ministry of Higher Education	2,202,238	1,806,737	1,140,040	1,140,869	1,152,073
S24 Maldives Islamic University	195,526	138,690	129,043	130,333	131,636
S25 Maldives National University	613,449	480,420	362,966	369,665	376,499
S26 Ministry of Foreign Affairs	173,078	62,188	53,490	53,996	54,510
S27 Ministry of Health	71,436,281	52,766,713	52,092,937	53,844,545	55,730,810

	2018	2019	2020	2021	2022
	Actuals	Revised		Approved	
S42 Male' Group of Hospitals	38,277,726	37,888,149	38,421,740	39,037,675	39,665,835
S41 National Social Protection Agency	779,970	369,161	14,999	15,149	15,300
S28 Ministry of Economic Development	2,650,812	1,930,762	1,754,616	1,782,549	1,811,313
S50 Ministry of Transport & Civil Aviation	42,018,434	27,840,885	28,224,392	29,543,017	30,927,446
S29 Ministry of Tourism	6,955,910	70,586	70,972	71,682	72,399
S30 Ministry of Youth, Sports and Community Empowerment	2,559,220	1,911,451	1,912,844	1,953,625	1,996,007
S52 Ministry of Arts, Culture and Heritage	661,921	253,400	213,718	215,857	218,016
S31 Ministry of National Planning and Infrastructure	28,011,983	12,093,082	12,135,286	12,303,720	12,475,781
S49 Ministry of Housing and Urban Development	-	35,434	35,662	36,019	36,379
S51 Ministry of Communication, Science and Technology	199,975,469	228,844,042	251,405,224	263,942,747	277,107,805
S32 Ministry of Fisheries, Marine Resources and Agriculture	5,096,808	3,179,496	1,987,943	2,050,419	2,115,954
S33 Ministry of Islamic Affairs	2,904,774	1,615,345	969,356	976,102	982,922
S34 Ministry of Environment	11,328,237	9,952,976	9,833,727	9,953,040	10,074,001
S36 Ministry Of Gender, Family and Social Services	499,531	381,965	246,899	250,458	254,064
S43 Councils	8,358,113	16,949,071	-	-	-

GOVERNMENT REVENUE BY OFFICE 2018 - 2022

(IN MVR)

	2018	2019	2020	2021	2022
	Actuals	Revised	Approved		
Total	21,333,795,755	21,161,337,260	23,802,034,044	26,641,435,776	28,107,034,289
S01 Presidents Office	363,824	331,410	152,990	154,875	156,786
1001 Presidents Office	220,983	267,417	117,500	118,675	119,862
1003 Official Residence of the President	142,816	53,910	35,490	36,200	36,924
1005 Official Residence of the Vice President	25	10,083	-	-	-
S02 People's Majlis	409,626	720,508	378,500	382,285	386,108
1242 People's Majlis	409,626	720,508	378,500	382,285	386,108
S04 Department of Judicial Administration	10,376,864	9,916,818	9,847,092	9,988,273	10,135,684
1264 Department of Judicial Administration	440,577	440,582	420,253	426,938	433,738
1248 Supreme Court of the Maldives	173,387	230,478	191,424	195,253	199,158
1249 High Court	192,077	336,848	255,473	261,222	264,809
1251 Majistrate Courts	4,457,285	3,966,683	3,984,392	4,041,943	4,100,534
1252 Civil Court	433,707	414,914	444,282	445,892	453,592
1253 Criminal Court	123,558	165,916	150,925	152,987	155,087
1254 Family Court	4,518,255	4,321,112	4,375,182	4,438,377	4,502,596
1255 Juvenile Court	27,192	38,380	23,237	23,698	24,168
1486 Drug Court	10,826	1,905	1,924	1,963	2,002
S03 Judicial Service Commission	48,221	5,909	4,449	4,494	4,539
1247 Judicial Service Commission	48,221	5,909	4,449	4,494	4,539
S05 Elections Commission	857,600	2,562,670	1,725,293	274,030	277,851
1244 Elections Commission	857,600	2,562,670	1,725,293	274,030	277,851
S06 Civil Service Commission	58,179	42,872	23,000	23,230	23,462
1256 Civil Service Commission	58,179	42,872	23,000	23,230	23,462
S07 Human Rights Commission	248,591	106,224	22,525	32,295	22,525
1246 Human Rights Commission	248,591	106,224	22,525	32,295	22,525
S08 Anti-Corruption Commission	145,396	121,717	65,221	65,873	66,532
1245 Anti-Corruption Commission	145,396	121,717	65,221	65,873	66,532
S09 Auditor Generals Office	491,273	426,370	240,166	151,859	205,685
1243 Auditor General's Office	491,273	426,370	240,166	151,859	205,685
S10 Prosecutor Generals Office	456,807	237,061	30,914	31,223	31,535
1257 Prosecutor General's Office	456,807	237,061	30,914	31,223	31,535
S11 Maldives Inland revenue Authority	16,288,072,576	15,316,661,430	17,368,491,565	19,879,307,549	20,973,333,953
1009 Maldives Inland revenue Authority	16,288,072,576	15,316,661,430	17,368,491,565	19,879,307,549	20,973,333,953
S12 Employment Tribunal	56,098	18,300	15,662	16,373	17,119
1222 Employment Tribunal	56,098	18,300	15,662	16,373	17,119
S13 Maldives Media Council	26	67,659	-	-	-
1270 Maldives Media Council	26	67,659	-	-	-
S14 Maldives Broadcasting Commission	5,460,010	3,733,063	5,793,597	6,253,682	6,908,495
1478 Maldives Broadcasting Commission	5,460,010	3,733,063	5,793,597	6,253,682	6,908,495
S15 Tax Appeal Tribunal	7,460	6,091	7,609	7,761	7,917
1275 Tax Appeal Tribunal	7,460	6,091	7,609	7,761	7,917
S16 Local Government Authority	982,903	8,532	1,472	1,486	1,501
1276 Local Government Authority	982,903	8,532	1,472	1,486	1,501

		2018	2019	2020	2021	2022
		Actuals	Revised	Approved		
S17 Information Commissioners Office		1,426	84	-	-	-
1512	Information Commissioner's Office	1,426	84	-	-	-
S18 National Integrity Commission		5,573	3,607	3,787	3,825	3,863
1515	National Integrity Commission	5,573	3,607	3,787	3,825	3,863
S44 Family Protection Authority		33,798	2,589	2,000	2,040	2,081
1505	Family Protection Authority	33,798	2,589	2,000	2,040	2,081
S35 Attorney Generals Office		222,021	182,864	160,760	162,340	163,937
1144	Attorney General's Office	222,021	182,864	160,760	162,340	163,937
S20 Ministry of Finance		1,162,418,545	1,944,478,774	1,902,310,758	2,102,567,964	2,266,853,774
1272	Ministry of Finance	1,162,418,545	1,944,478,774	1,902,310,758	2,102,567,964	2,266,853,774
S37 Special Budget		47,831,886	28,602,088	-	-	-
1265	MOF / Special Budget	47,831,886	28,602,088	-	-	-
S38 Pension Budget		8,651,149	3,463,476	-	-	-
1007	MOFT / Pension Budget	8,651,149	3,463,476	-	-	-
S21 Ministry of Defense		16,770,344	17,494,459	17,650,193	17,822,906	17,997,346
1012	Ministry of Defence	16,770,344	17,494,459	17,650,193	17,822,906	17,997,346
S55 Aviation Security Command		1,738,186	1,055,170	2,307,920	2,330,999	2,354,309
1498	Aviation Security Command	1,738,186	1,055,170	2,307,920	2,330,999	2,354,309
S45 Maldives National Defense Force		4,155,942	2,133,312	339,786	343,184	346,615
1013	Maldives National Defense Force	4,155,942	2,133,312	339,786	343,184	346,615
S53 National Disaster Management Authority		5,520	5,848	5,906	5,966	6,025
1014	National Disaster Management Authority	5,520	5,848	5,906	5,966	6,025
S47 Maldives Immigration		80,882,491	71,707,154	74,236,842	75,902,355	77,631,227
1029	Maldives Immigration	80,882,491	71,707,154	74,236,842	75,902,355	77,631,227
S22 Ministry of Home Affairs		247,947	369,853	361,859	362,067	362,275
1016	Ministry of Home Affairs	237,267	368,924	360,920	361,119	361,318
1057	Juvenile Justice Unit	10,680	929	939	948	957
S39 Maldives Police Services		8,770,667	750,597	450,540	455,045	459,595
1027	Maldives Police Service	8,770,667	750,597	450,540	455,045	459,595
S46 Maldives Correctional Services		158,532	196,788	181,011	182,821	184,649
1025	Maldives Correctional Service	158,532	196,788	181,011	182,821	184,649
S40 Maldives Customs Services		3,251,573,733	3,346,509,954	4,009,054,001	4,119,738,393	4,306,637,171
1008	Maldives Customs Service	3,251,573,733	3,346,509,954	4,009,054,001	4,119,738,393	4,306,637,171
S23 Ministry of Education		17,593,061	10,843,456	7,162,772	7,189,116	7,252,980
1058	Ministry of Education	1,474,369	523,599	166,546	163,876	161,489
1060	Department of Public Examination	5,867,921	4,734,065	5,482,898	5,498,276	5,549,376
1500	National Institute of Education	423,048	417,493	143,976	145,415	146,869
1518	Quality Assurance Department	2,610	948	-	-	-
1065	Majeediyya School	72,646	77,386	71,272	69,326	67,505
1066	Dharumavantha school	48,363	28,224	28,445	28,168	27,894
1067	Aminiyya School	126,202	144,493	101,568	101,640	101,854
1261	Hiriya School	105,911	53,182	45,115	46,828	48,622
1068	Iskandaru School	107,985	69,069	64,281	67,495	70,869
1069	Centre For Higher Secondary Education	89,287	2,462	1,731	1,743	1,756
1070	Al-Madrasathul Arabiyyathul Islamiyya	104,545	26,410	25,788	25,812	25,835
1071	Jamaaludeen School	112,368	52,432	30,310	30,882	31,474
1072	Thaajudeen School	114,466	143,315	120,670	125,447	130,451

		2018	2019	2020	2021	2022
		Actuals	Revised		Approved	
1073	Kalaafaanu School	61,645	48,732	45,652	46,089	46,530
1075	Muhiyudeen School	55,604	28,383	15,104	15,249	15,397
1076	Imaadudeen School	28,115	12,119	11,240	11,661	12,103
1077	Ghaazee school	106,152	76,631	66,065	68,876	71,824
1514	Rehendhi School	92,472	61,514	42,649	43,986	45,383
1526	Huravee School	-	6,098	3,549	3,579	3,610
1079	Ha.Atoll Education Centre	53,477	5,533	5,796	6,070	6,360
1080	Hdh.Atoll Education Centre	88,956	-	-	-	-
1081	Sh.Atoll Education Centre	83,661	5,552	2,776	2,804	2,832
1082	N.Atoll Education Centre	29,356	112,322	1,366	1,416	1,470
1083	R.Atoll Education Centre	416,230	302,838	10,633	10,640	10,646
1084	B.Atoll Education Centre	43,642	4,640	4,648	4,656	4,665
1085	LH.Atoll Education Centre	18,456	43,305	33,871	34,210	34,551
1086	Adh.Atoll Education Centre	73,210	20,560	16,650	16,797	16,945
1087	F.Atoll Education Centre	60,713	-	-	-	-
1088	Dh.Atoll Education Centre	25,138	-	-	-	-
1089	TH.Atoll Education Centre	6,095	7,604	6,446	6,508	6,571
1090	L.Atoll Education Centre	5,766	720	1,460	1,494	1,528
1091	GA.Atoll Education Centre	75,284	36,683	7,222	7,292	7,365
1092	Gdh.Atoll Education Centre	134,698	27,012	15,888	16,017	16,148
1095	Ha.Atholhu Madharusaa	271,647	64,533	22,160	22,826	23,521
1096	Ihavandhoo School	353,681	6,006	5,868	5,907	5,949
1097	Madhurasathul Seikh Ibrahim	202	9,285	9,443	9,503	9,562
1098	Afeefudheen School	23,530	38,685	21,666	21,864	22,064
1099	Nolhivaram School	18,889	25,355	1,681	1,694	1,707
1100	Jalaaludeen School	-	300	600	605	610
1101	Sh.Atoll School	23,678	1,615	520	524	528
1102	Funadhoo School	28,705	-	-	-	-
1103	Milandhoo School	26,381	22,736	11,468	11,582	11,696
1104	Kendhikulhudhoo School	3,298	9,730	9,253	9,258	9,264
1105	Meyna School	61,867	73,518	18,456	18,631	18,809
1106	Ungoofaaruu School	13,142	7,400	4,528	4,558	4,588
1107	Alifushee School	52,016	46,196	373	374	374
1108	Maduvaree School	343,235	-	-	-	-
1109	Hulhudhufaaruu School	251,202	73,311	6,508	6,539	6,571
1110	Thulhaadhoo School	33,138	2,145	2,195	2,195	2,195
1111	Lh.Atoll School	317,693	-	-	-	-
1113	K.Atoll School	2,009	5,425	3,459	3,501	3,544
1115	Qatharu Ameer School	45,402	81,556	10,609	10,713	10,818
1116	L.Maavashu School	367,221	74,276	9,001	9,089	9,177
1117	Aboobakuru School	273,169	19,088	15,781	15,938	16,096
1118	Hafiz Ahmed School	424,850	118,269	7,613	7,639	7,667
1119	Madharusathul Sheikh Mohamed Jamaaluddin / Gn.Fuvahmulah	211,076	504	200	200	200
1120	Hithadhoo School	57,048	46,448	24,051	24,280	24,511
1121	Sharafudheen School	688,286	391,597	34,580	34,925	35,275
1122	Feydhoo School	99,169	67,555	20,839	21,037	21,238
1123	Addu High School	81,279	77,326	37,618	37,994	38,373

		2018	2019	2020	2021	2022
		Actuals	Revised	Approved		
1504	Thinadhoo School	95,672	20,922	-	-	-
1501	Northern Education Unit	1,011,427	516,021	42,268	42,951	43,671
1502	Central Education Unit	1,234,277	1,073,189	149,392	145,756	142,330
1503	Southern Education Unit	788,641	553,767	49,887	49,462	49,125
1521	North Central Education Unit	51,327	252,056	39,892	39,342	38,827
1520	South Central Education Unit	231,513	91,314	29,248	27,977	26,768
1533	Department of Inclusive Education	-	4	-	-	-
S48 Ministry of Higher Education		2,202,238	1,806,737	1,140,040	1,140,869	1,152,073
1129	Ministry of Higher Education	998,425	682,989	21,251	21,524	21,800
1142	Maldives Qualification Authority	1,041,784	1,039,973	1,036,867	1,036,871	1,047,241
1482	Technical and Vocational Education Training Authority	2,811	4,044	4,084	4,125	4,166
1263	Maldives Polytechnic	159,218	79,731	77,838	78,349	78,866
S24 Maldives Islamic University		195,526	138,690	129,043	130,333	131,636
1141	Maldives Islamic University	195,526	138,690	129,043	130,333	131,636
S25 Maldives National University		613,449	480,420	362,966	369,665	376,499
1130	Maldives National University	73,710	86,819	60,554	61,765	63,000
1131	Faculty of Education	119,658	85,397	59,967	61,166	62,389
1132	Faculty of Health Sciences	65,461	42,400	42,824	43,680	44,554
1133	Faculty of Management & Computing	45,155	29,503	29,798	30,394	31,002
1134	Faculty of Engineering Technology	80,236	18,007	30,000	30,600	31,212
1135	Faculty of Hospitality and Tourism Studies	37,807	34,340	34,683	35,377	36,085
1136	Centre for Maritime Studies	4,503	2,085	2,106	2,148	2,191
1137	Centre for Open Learning	9,717	3,224	4,500	4,590	4,682
1138	Faculty of Sharee'a and Law	4,888	-	-	-	-
1139	Atoll Campuses	10,049	12,664	9,500	9,690	9,884
1140	Faculty of Arts	30,392	28,009	28,000	28,000	28,000
1484	Faculty of Islamic Studies	109,126	110,871	50,000	51,000	52,020
1499	Faculty of Science	1,303	-	-	-	-
1266	National law Library	1,762	1,024	1,034	1,055	1,076
1523	School of Nursing	7,364	8,716	-	-	-
1524	Centre for Foundation Studies	12,318	15,500	10,000	10,200	10,404
1527	School of Medicine	-	1,861	-	-	-
S26 Ministry of Foreign Affairs		173,078	62,188	53,490	53,996	54,510
1147	Ministry of Foreign Affairs	125,685	58,205	49,495	49,990	50,489
1149	Embassy of the Republic of Maldives in Colombo, Sri Lanka	4,679	344	348	351	355
1154	Embassy of the Republic of Maldives in Kuala Lumpur, Malaysia	5,336	3,137	3,169	3,200	3,232
1155	Embassy of the Republic of Maldives in Japan	37,378	-	-	-	-
1519	Embassy of the Republic of Maldives in Berlin, Germany	-	502	478	455	434
S27 Ministry of Health		71,436,281	52,766,713	52,092,937	53,844,545	55,730,810
1163	Ministry of Health	9,175,215	7,986,250	7,728,041	7,840,152	7,954,510
1164	Health Protection Agency	4,350,776	4,369,703	4,745,451	4,785,194	4,825,335
1191	Maldives Food & Drug Authority	4,693,629	3,368,350	3,393,570	3,447,511	3,502,697
1507	Maldives Blood Service	878	1,029	1,000	1,020	1,040
1167	HD. Regional Hospital	4,157,637	1,911,864	1,770,841	1,811,713	1,855,314
1168	R. Regional Hospital	3,765,911	-	4,153,335	4,568,670	5,025,536
1170	M. Regional Hospital	1,672,407	432,667	429,913	440,561	451,779
1171	GDH. Regional Hospital	2,357,117	2,789,377	2,652,749	2,731,762	2,822,226

		2018	2019	2020	2021	2022
		Actuals	Revised	Approved		
1172	L. Regional Hospital	2,889,157	2,131,826	2,147,602	2,189,987	2,234,265
1169	S. Regional Hospital	6,745,006	2,937,776	3,025,472	3,092,432	3,163,539
1173	HA. Atoll Hospital	1,039,907	1,912,877	1,372,794	1,388,821	1,405,821
1174	SH. Atoll Hospital	1,126,946	676,807	818,293	869,081	924,326
1175	N. Atoll Hospital	1,654,158	1,742,540	1,149,501	1,193,849	1,241,678
1176	B. Atoll Hospital	4,334,867	4,556,000	4,419,349	4,558,670	4,706,354
1177	LH. Atoll Hospital	3,389,242	2,456,433	1,616,812	1,663,614	1,713,341
1497	K. Atoll Health Services	1,776,038	2,005,269	1,730,394	1,863,488	2,008,117
1178	AA. Atoll Hospital	1,386,852	1,595,270	1,402,035	1,542,239	1,696,463
1179	ADH. Atoll Hospital	2,185,556	2,942,334	1,834,433	1,918,911	2,010,776
1180	V. Atoll Hospital	671,237	592,644	628,374	659,671	693,732
1181	F. Atoll Hospital	633,012	760,671	718,023	731,979	746,466
1182	DH. Atoll Hospital	3,542,024	2,863,533	2,867,523	2,933,027	3,001,929
1183	TH. Atoll Hospital	1,203,948	719,361	751,965	777,567	804,583
1184	GA. Atoll Hospital	6,314,682	2,686,074	1,937,609	1,999,329	2,064,943
1185	Gn. Atoll Hospital	2,002,550	600,986	449,229	483,182	520,402
1186	Dhamanaveshi	367,529	727,072	348,629	352,115	355,638
S42 Male' Group of Hospitals		38,277,726	37,888,149	38,421,740	39,037,675	39,665,835
1166	Indira Gandhi Memorial Hospital	37,885,090	37,577,671	38,105,577	38,715,719	39,337,978
1187	Villingili Hospital	330,409	262,486	267,691	272,999	278,410
1528	Dharumavantha Hospital	-	1,962	1,982	2,002	2,022
1188	Hulhumale Hospital	62,227	46,030	46,490	46,955	47,425
S41 National Social Protection Agency		779,970	369,161	14,999	15,149	15,300
1250	National Social Protection Agency	779,970	369,161	14,999	15,149	15,300
S28 Ministry of Economic Development		2,650,812	1,930,762	1,754,616	1,782,549	1,811,313
1202	Ministry of Economic Development	2,631,548	1,912,780	1,739,636	1,767,419	1,796,032
1517	Special Economic Zones Maldives	8,003	6,461	4,719	4,766	4,814
1511	Labour Relations Authority	11,261	11,521	10,261	10,364	10,467
S50 Ministry of Transport & Civil Aviation		42,018,434	27,840,885	28,224,392	29,543,017	30,927,446
1530	Ministry of Transport & Civil Aviation	-	20,971	6,657	6,724	6,791
1226	Regional Airports	4,379,549	4,231,603	3,562,704	3,649,402	3,740,322
1232	Transport Authority	37,638,885	23,588,311	24,655,031	25,886,891	27,180,333
S29 Ministry of Tourism		6,955,910	70,586	70,972	71,682	72,399
1204	Ministry of Tourism	6,955,910	70,586	70,972	71,682	72,399
S30 Ministry of Youth, Sports and Community Empowerment		2,559,220	1,911,451	1,912,844	1,953,625	1,996,007
1215	Ministry of Youth, Sports & Community Empowerment	2,559,220	1,911,451	1,912,844	1,953,625	1,996,007
S52 Ministry of Arts, Culture and Heritage		661,921	253,400	213,718	215,857	218,016
1532	Ministry of Arts, Culture and Heritage	-	24,972	20,000	20,200	20,402
1271	Department of Heritage	9,271	7,932	6,398	6,462	6,527
1269	Dhivehi Bahuge Academy	381,166	37,821	38,188	38,570	38,956
1210	National Library	147,125	75,146	75,897	76,657	77,423
1211	National Centre for the Arts	78,856	96,290	64,753	65,401	66,055
1213	National Bureau of Classification	7,010	3,448	3,482	3,517	3,552
1506	National Archives	38,493	7,791	5,000	5,050	5,101
S31 Ministry of National Planning and Infrastructure		28,011,983	12,093,082	12,135,286	12,303,720	12,475,781
1224	Ministry of National Planning and Infrastructure	18,597,602	4,794,210	4,813,854	4,833,890	4,854,327
1483	Maldives Land and Survey Authority	72,025	114,835	85,396	89,232	93,405

		2018	2019	2020	2021	2022
		Actuals	Revised	Approved		
1496	Public works Services	125,788	7,050	-	-	-
1011	National Bureau of Statistics	173,891	98,423	15,901	16,060	16,220
1026	Department of National Registrations	9,042,677	7,078,564	7,220,135	7,364,538	7,511,829
S49 Ministry of Housing and Urban Development		-	35,434	35,662	36,019	36,379
1529	Ministry of Housing & Urban Development	-	35,434	35,662	36,019	36,379
S51 Ministry of Communication, Science and Technology		199,975,469	228,844,042	251,405,224	263,942,747	277,107,805
1531	Ministry of Communication, Science and Technology	-	8,191	8,273	8,356	8,439
1238	National Centre For Information Technology	66,221	287,333	60,104	61,306	62,532
1239	Communications Authority of Maldives	199,909,248	228,548,518	251,336,847	263,873,085	277,036,834
S32 Ministry of Fisheries, Marine Resources and Agriculture		5,096,808	3,179,496	1,987,943	2,050,419	2,115,954
1233	Ministry of Fisheries, Marine Resources and Agriculture	5,096,808	3,179,496	1,987,943	2,050,419	2,115,954
S33 Ministry of Islamic Affairs		2,904,774	1,615,345	969,356	976,102	982,922
1240	Ministry of Islamic Affairs	2,899,849	1,612,471	966,504	973,221	980,012
1241	Center for the Holy Quran	4,925	2,874	2,852	2,881	2,910
S34 Ministry of Environment		11,328,237	9,952,976	9,833,727	9,953,040	10,074,001
1229	Ministry of Environment	2,494,673	335,934	104,760	105,807	106,866
1228	Maldives Meteorological Service	3,975	1,087	1,098	1,109	1,120
1230	Maldives energy Authority	3,481	5,660	5,717	5,774	5,832
1231	Environmental Protection Agency	8,826,108	9,610,295	9,722,152	9,840,350	9,960,183
S36 Ministry Of Gender, Family and Social Services		499,531	381,965	246,899	250,458	254,064
1510	Ministry Of Gender, Family and Social Services	219,024	121,432	122,900	124,389	125,897
1196	Family & Children Service Centre	150,586	23,976	3,500	3,570	3,641
1197	Kudakudhinge Hiya	11,473	7,968	8,000	8,160	8,323
1516	Fiyavathi	16,776	34,889	33,500	34,000	34,500
1192	National Drug Agency	41,470	80,403	23,999	24,239	24,481
1194	Khaassa Eheeah Beynunvaa Meehun thibey Marukaz	60,202	113,297	55,000	56,100	57,222
S43 Councils		8,358,113	16,949,071	-	-	-
1477	Male' City Council	3,056,072	13,312,644	-	-	-
1281	HA. Atoll Council	58,193	2,783	-	-	-
1284	HA. Mulhadhoo Council	50	-	-	-	-
1285	HA. Hoarafushee Council	-	18,950	-	-	-
1294	HA. Baarashu Council	71,729	8,559	-	-	-
1295	HDh. Atoll Council	-	7,067	-	-	-
1296	HDh. Hanimaadhoo Council	-	388,100	-	-	-
1302	HDh. Nolvivaramu Council	1,009	2,052	-	-	-
1313	Sh. Feydhoo Council	-	3,753	-	-	-
1314	Sh. Feevaku Council	2,170	2,569	-	-	-
1316	Sh. Foakaidhoo Council	300	-	-	-	-
1319	Sh. Lhaimagu Council	768	-	-	-	-
1326	N. Kendhikulhudhoo Council	-	7,058	-	-	-
1332	N. Miladhoo Council	-	115,051	-	-	-
1333	N. Magoodhoo Council	320	-	-	-	-
1336	N. Fodhdhoo Council	100	-	-	-	-
1337	N. Velidhoo Council	23,459	5,431	-	-	-
1342	R. Angolhitheemu Council	338	6,303	-	-	-
1351	R. Meedhoo Council	294,380	80	-	-	-
1354	B. Atoll Council	247,859	-	-	-	-

	2018 Actuals	2019 Revised	2020	2021 Approved	2022	
1356	B. Kamadhoo Council	-	56,301	-	-	-
1360	B. Dharavandhoo Council	-	6,452	-	-	-
1362	B. Eydhafushee Council	1,066	174	-	-	-
1363	B. Thulhaadhoo Council	7,849	4,835	-	-	-
1366	B. Fehendhoo Council	982	-	-	-	-
1367	B. Goidhoo Council	37,813	-	-	-	-
1371	Lh. Kurendhoo Council	2,500	-	-	-	-
1373	K. Atoll Council	1,081	204	-	-	-
1279	K. Kaashidhoo Council	3,824	14,444	-	-	-
1374	K. Gaafaru Council	-	20,884	-	-	-
1375	K. Dhiffushee Council	25,504	19,005	-	-	-
1376	K. Thulusdhoo Council	1,898,053	1,834,696	-	-	-
1377	K. Huraa Council	7,242	9,026	-	-	-
1381	K. Guraidhoo Council	220	369	-	-	-
1382	AA. Atoll Council	24	39	-	-	-
1385	AA. Ukulhahu Council	8,515	4,372	-	-	-
1386	AA. Mathiveree Council	3,833	11,456	-	-	-
1387	AA. Bodufolhudhoo Council	-	3,046	-	-	-
1389	AA. Maalhohu Council	861	306	-	-	-
1390	AA. Himandhoo Council	14,584	10,215	-	-	-
1392	ADh. Hanyaameedhoo Council	33,738	38,404	-	-	-
1395	ADh. Mahibadhoo Council	3,846	173	-	-	-
1398	ADh. Dhigurashu Council	121	12	-	-	-
1400	ADh. Fenfushee Council	128	252	-	-	-
1401	ADh. Maamigilee Council	-	3,631	-	-	-
1402	V. Atoll Council	9,611	80,234	-	-	-
1403	V. Fulidhoo Council	112,445	38,469	-	-	-
1404	V. Thinadhoo Council	-	579	-	-	-
1405	V. Felidhoo Council	3,188	578,179	-	-	-
1406	V. Keyodhoo Council	945	3,499	-	-	-
1407	V. Rakeedhoo Council	110,809	50,464	-	-	-
1417	F. Atoll Council	75,991	28,106	-	-	-
1418	F. Feealee Council	40,413	-	-	-	-
1419	F. Bileiydhoo Council	6,759	17,958	-	-	-
1420	F. Magoodhoo Council	6	-	-	-	-
1421	F. Dharanboodhoo Council	-	14,387	-	-	-
1431	Th. Atoll Council	4,200	-	-	-	-
1433	Th. Vilufushee Council	-	3,150	-	-	-
1434	Th. Madifushee Council	200	-	-	-	-
1441	Th. Thimarafushee Council	9,750	-	-	-	-
1443	Th. Kinbidhoo Council	55,664	-	-	-	-
1457	GA. Atoll Council	1,421,865	-	-	-	-
1458	GA. Kolamaafushee Council	71,710	-	-	-	-
1461	GA. Nilandhoo Council	52,220	-	-	-	-
1463	GA. Dhevvadhoo Council	63,300	33,019	-	-	-
1464	GA. Kondey Council	-	9,096	-	-	-
1465	GA. Gemanafushee Council	93,556	27,643	-	-	-

		2018	2019	2020	2021	2022
		Actuals	Revised	Approved		
1466	GA. Kanduhulhuhdoo Council	2,284	10,249	-	-	-
1278	GDh. Atoll Council	198	2,275	-	-	-
1467	GDh. Madavelee Council	1,364	16,681	-	-	-
1469	GDh. Nadalla Council	17,393	2,935	-	-	-
1470	GDh. Gadhdhoo Council	36,892	49,317	-	-	-
1471	GDh. Rathafandhoo Council	948	4,775	-	-	-
1472	GDh. Vaadhoo Council	12,087	-	-	-	-
1473	GDh. Fiyoaree Council	13,370	-	-	-	-
1475	GDh. Thinadhoo Council	332,414	59,360	-	-	-

GRANTS DONORS 2018-2022

IN MVR

	2018 Actuals	2019 Revised	2020	2021 Approved	2022
Total grants	833,572,561	2,125,853,776	5,228,582,886	2,159,232,658	2,149,686,832
Bilateral	615,009,227	1,706,300,688	4,680,156,524	1,625,745,968	1,649,569,468
Canada	1,330	-	-	-	-
Denmark	156,452	-	2,316	2,316	2,316
India	383,750,000	878,412,646	4,626,000,000	1,542,000,000	1,542,000,000
Saudi Arabia	123,820,521	34,389,283	-	-	-
Pakistan	76,842,891	-	-	-	-
China	-	6,428,679	100,000	100,000	100,000
UAE	-	771,000,000	-	-	-
Italy	30,391,983	9,832,204	18,664,421	18,664,421	18,664,421
Japan	46,050	1,966,114	21,518,000	43,036,000	64,554,000
Netherlands	-	4,271,762	11,531,889	17,297,833	17,297,833
South Korea	-	-	34,398	34,398	34,398
America	-	-	2,305,500	4,611,000	6,916,500
Multilateral	218,563,334	419,553,088	548,426,362	533,486,690	500,117,364
ADB	18,943,144	202,837,041	235,725,502	142,480,636	147,522,508
Asia Pacific Forum	5,692	-	-	-	-
FBO	229,563	-	-	-	-
Fund Raising Activities	-	41,698,053	-	-	-
Private	14,816,117	14,070,330	13,065,000	13,065,000	13,065,000
World Bank	102,241,725	102,654,964	182,462,780	231,090,082	162,476,834
LBO	1,547,488	1,911,545	1,094,396	1,094,396	1,094,396
NGO	4,219,398	4,412,093	3,446,295	2,922,139	2,922,139
UNDP	2,538,275	2,417,325	4,349,900	4,349,899	4,349,899
UNEP	7,759,810	8,855,904	20,646,275	20,646,275	20,646,275
UNICEF	16,372,566	11,749,891	6,777,823	6,777,823	6,777,823
WHO	2,825,475	3,677,159	2,510,000	2,510,000	2,510,000
WTO	-	12,387	-	-	-
IFAD	6,639,569	3,754,849	1,835,350	1,835,350	1,835,350
UNOPS	3,006,809	975,114	200,000	200,000	200,000
GCF	-	-	30,202,050	60,404,100	90,606,150
European Union	-	56,038	143,079	143,079	143,079
FAO	142,546	184,677	20,000	20,000	20,000

	2018 Actuals	2019 Revised	2020	2021 Approved	2022
GEF	1,227,900	824,302	1,578,187	1,578,186	1,578,186
IUTL	614,400	356,678	386,678	386,678	386,678
OECD	107,450	156,251	50,000	50,000	50,000
OFID	4,482,895	-	-	-	-
SAARC	329,026	812,942	857,843	857,843	857,843
UNFCCC	29,610,311	16,531,139	40,913,457	40,913,457	40,913,457
UNESCO	30,592	408,015	108,052	108,052	108,052
UNESCAP	-	418,200	139,343	139,343	139,343
UNFPA	109,473	1,000	-	-	-
UNIDO	763,110	760,142	1,364,894	1,364,894	1,364,894
UNITAR	-	17,049	549,458	549,458	549,458

ECONOMIC CLASSIFICATION OF GRANT REVENUES 2018- 2022

(IN MVR)

	2018 Actuals	2019 Revised	2020	2021 Approved	2022
Total	833,572,561	2,125,853,776	5,228,582,886	2,159,232,658	2,149,686,832
NON-TAX REVENUE	16,747,239	57,462,162	13,690,000	13,690,000	13,690,000
121 Fees and Charges	381,489	150,000	150,000	150,000	150,000
121017 Sponsorship of Programmes	328,561	100,000	100,000	100,000	100,000
121048 Course Fee and Examination Fee	52,928	50,000	50,000	50,000	50,000
129 Miscellaneous Non-Tax Revenues	16,364,630	57,312,162	13,540,000	13,540,000	13,540,000
129002 Reimbursement from Previous Year Budget	560,588	9,252	-	-	-
129008 Donations Received	15,804,042	57,302,910	13,540,000	13,540,000	13,540,000
181 Gains	1,120	-	-	-	-
181003 Gains on Exchange Rates	1,120	-	-	-	-
GRANTS	816,825,322	2,068,391,614	5,214,892,886	2,145,542,658	2,135,996,832
141 Cash Grants	517,361,176	1,290,042,044	4,787,567,394	1,695,358,236	1,626,193,236
141001 Cash Grants - Bilateral	445,198,430	1,231,277,952	4,626,100,000	1,542,100,000	1,542,100,000
141002 Cash Grants - Multilateral	68,675,687	55,707,938	159,365,776	151,680,774	82,515,774
141003 Cash Grants - Voluntary Organisation	3,487,059	3,056,154	2,101,618	1,577,462	1,577,462
143 Capital Project Grants	299,464,146	776,621,615	403,501,992	402,537,422	438,333,096
143001 Capital Project Grant - Bilateral	171,395,942	90,561,622	30,196,310	35,962,254	35,962,254
143002 Capital Project Grant - Multilateral	128,068,204	685,316,968	373,305,682	366,575,168	402,370,842
143003 Capital Project Grant - Voluntary Organisation	-	743,025	-	-	-
144 Other Grants	-	1,727,955	23,823,500	47,647,000	71,470,500
144001 Other Grant - Bilateral	-	1,354,154	23,823,500	47,647,000	71,470,500
144002 Other Grant - Multilateral	-	373,801	-	-	-

GRANT REVENUES BY OFFICE 2018-2022

(IN MVR)

		2018	2019	2020	2021	2022
		Actuals	Revised	Approved		
Total		833,572,561	2,125,853,776	5,228,582,886	2,159,232,658	2,149,686,832
S02	People's Majlis	13,292	12,387	-	-	-
1242	People's Majlis	13,292	12,387	-	-	-
S04	Department of Judicial Administration	526,879	1,050,000	700,000	700,000	700,000
1264	Department of Judicial Administration	526,879	1,050,000	700,000	700,000	700,000
S06	Civil Service Commission	96,490	15,000	15,000	15,000	15,000
1256	Civil Service Commission	96,490	15,000	15,000	15,000	15,000
S07	Human Rights Commission	257,569	-	-	-	-
1246	Human Rights Commission	257,569	-	-	-	-
S08	Anti-Corruption Commission	120,900	200,000	200,000	200,000	200,000
1245	Anti-Corruption Commission	120,900	200,000	200,000	200,000	200,000
S10	Prosecutor General's Office	696,922	20,000	50,000	50,000	50,000
1257	Prosecutor General's Office	696,922	20,000	50,000	50,000	50,000
S13	Maldives Media Council	424,983	25,000	25,000	25,000	25,000
1270	Maldives Media Council	424,983	25,000	25,000	25,000	25,000
S16	Local Government Authority	-	6,925,340	-	-	-
1276	Local Government Authority	-	6,925,340	-	-	-
S44	Family Protection Authority	-	10,000	50,000	50,000	50,000
1505	Family Protection Authority	-	10,000	50,000	50,000	50,000
S20	Ministry of Finance	17,797,062	838,272,190	98,027,167	112,064,092	27,656,873
1272	Ministry of Finance	17,797,062	838,272,190	98,027,167	112,064,092	27,656,873
S37	MOF / Special Budget	445,108,159	778,133,213	4,626,000,000	1,542,000,000	1,542,000,000
1265	MOF / Special Budget	445,108,159	778,133,213	4,626,000,000	1,542,000,000	1,542,000,000
S21	Ministry of Defence	150,000	50,000	50,000	50,000	50,000
1012	Ministry of Defence	150,000	50,000	50,000	50,000	50,000
S45	Maldives National Defense Force	387,757	3,287,040	-	-	-
1013	Maldives National Defense Force	387,757	3,287,040	-	-	-
S53	National Disaster Management Authority	965,745	2,222,354	220,000	220,000	220,000
1014	National Disaster Management Authority	965,745	2,222,354	220,000	220,000	220,000
S39	Maldives Police Service	2,470,100	8,570,000	350,000	350,000	350,000
1027	Maldives Police Service	2,470,100	8,570,000	350,000	350,000	350,000
S46	Maldives Correctional Service	-	8,000,000	-	-	-
1025	Maldives Correctional Service	-	8,000,000	-	-	-
S40	Maldives Customs Service	-	10,000	5,000	5,000	5,000
1008	Maldives Customs Service	-	10,000	5,000	5,000	5,000
S23	Ministry of Education	38,692,266	21,423,106	3,024,468	3,024,468	3,024,468
1058	Ministry of Education	5,225,691	4,544,486	1,174,468	1,174,468	1,174,468
1500	National Institute of Education	581,504	3,225,876	350,000	350,000	350,000
1518	Quality Assurance Department	1,878,915	1,000,000	1,000,000	1,000,000	1,000,000

		2018	2019	2020	2021	2022
		Actuals	Revised		Approved	
1062	MOE / Atoll School Construction	31,006,156	12,001,056	-	-	-
1533	Department of Inclusive Education	-	651,688	500,000	500,000	500,000
S48	Ministry of Higher Education	-	7,685,000	15,370,000	30,740,000	46,110,000
1129	Ministry of Higher Education	-	7,685,000	15,370,000	30,740,000	46,110,000
S25	Maldives National University	76,800,000	-	-	-	-
1130	Maldives National University	76,800,000	-	-	-	-
S26	Ministry of Foreign Affairs	-	6,022,779	-	-	-
1147	Ministry of Foreign Affairs	-	6,022,779	-	-	-
S27	Ministry of Health	8,607,018	23,068,351	5,988,171	5,988,171	5,988,171
1163	Ministry of Health	470,584	17,248,081	500,000	500,000	500,000
1164	Health Protection Agency	8,136,434	5,820,270	5,488,171	5,488,171	5,488,171
S42	Indira Gandhi Memorial Hospital	1,483,121	1,020,000	1,020,000	1,020,000	1,020,000
1166	Indira Gandhi Memorial Hospital	1,483,121	1,020,000	1,020,000	1,020,000	1,020,000
S28	Ministry of Economic Development	15,576,484	21,815,957	9,792,843	16,477,843	20,320,343
1202	Ministry of Economic Development	15,576,484	21,815,957	9,792,843	16,477,843	20,320,343
S50	Ministry of Transport & Civil Aviation	29,998	50,000	50,000	50,000	50,000
1232	Transport Authority	29,998	50,000	50,000	50,000	50,000
S30	Ministry of Youth, Sports & Community Empowerment	-	8,038,375	-	-	-
1215	Ministry of Youth, Sports & Community Empowerment	-	8,038,375	-	-	-
S52	Ministry of Arts, Culture and Heritage	30,592	52,215	-	-	-
1271	Department of Heritage	30,592	52,215	-	-	-
S31	Ministry of National Planning and Infrastructure	69,228,373	66,921,978	27,719,765	44,491,860	21,325,930
1224	Ministry of National Planning and Infrastructure	68,134,884	65,669,472	27,419,765	44,191,860	21,025,930
1011	National Bureau of Statistics	1,093,489	1,252,506	300,000	300,000	300,000
S32	Ministry of Fisheries, Marine Resources and Agriculture	17,525,253	66,555,284	24,489,178	35,526,092	46,563,006
1233	Ministry of Fisheries, Marine Resources and Agriculture	17,525,253	66,555,284	24,489,178	35,526,092	46,563,006
S33	Ministry of Islamic Affairs	12,382,749	46,516,060	12,000,000	12,000,000	12,000,000
1240	Ministry of Islamic Affairs	5,500	33,516,060	-	-	-
1241	Center for the Holy Quran	12,377,249	13,000,000	12,000,000	12,000,000	12,000,000
S34	Ministry of Environment	122,618,432	200,919,184	402,786,294	353,535,132	421,313,041
1229	Ministry of Environment	122,127,844	200,140,908	401,912,138	353,185,132	420,963,041
1228	Maldives Meteorological Service	134,027	-	-	-	-
1230	Maldives energy Authority	356,561	200,000	200,000	200,000	200,000
1231	Environmental Protection Agency	-	578,276	674,156	150,000	150,000
S36	Ministry Of Gender, Family and Social Services	1,582,417	962,963	650,000	650,000	650,000
1510	Ministry Of Gender, Family and Social Services	1,582,417	962,963	650,000	650,000	650,000
S43	Male' City Council	-	8,000,000	-	-	-
1477	Male' City Council	-	8,000,000	-	-	-

ECONOMIC CLASSIFICATION OF TRUST FUND REVENUES 2018 - 2022

(IN MVR)

	2018 Actual	2019 Revised	2020	2021 Approved	2022
Total	169,491,217	1,010,371,836	1,122,238,761	1,209,464,712	1,305,781,844
TAX REVENUE	-	861,290,363	970,253,824	1,053,619,122	1,145,875,126
119 Other Taxes and Duties	-	861,290,363	970,253,824	1,053,619,122	1,145,875,126
119002 Green Tax	-	861,290,363	970,253,824	1,053,619,122	1,145,875,126
NON-TAX REVENUE	166,509,016	149,081,473	151,984,937	155,845,590	159,906,718
121 Fees and Charges	17,219,435	15,994,479	15,974,119	16,166,619	16,363,394
121002 Restaurant, Café, Canteen Fee	30,638	-	-	-	-
121004 Certificate Fee	5,220	5,000	5,000	5,000	5,000
121017 Sponsorship of Programmes	270,000	2,100,500	-	-	-
121018 Hire of Sound System	63,515	41,500	50,000	50,000	50,000
121019 Approval of Movies and TV Serials	102,543	52,500	80,000	80,000	80,000
121025 Landing Charges	908,775	-	-	-	-
121026 Handling Charges	1,651,482	-	-	-	-
121048 Course Fee and Examination Fee	4,070,054	2,256,000	3,056,000	3,063,500	3,071,225
121049 Examination Paper Re-evaluation Fee	31,600	25,180	20,000	20,000	20,000
121056 Consultation Fee	-	70,387	-	-	-
121066 Dressing and Injection Charges	52,340	-	-	-	-
121074 Sale of Ticket	1,473,261	1,182,714	1,200,000	1,200,000	1,200,000
121075 Sale of Pass	926,794	1,320,520	2,713,119	2,713,119	2,713,119
121077 Permission for air travel within Maldives	3,972,628	4,500,000	4,500,000	4,635,000	4,774,050
121078 Partnership Annual Fee	1,029,270	500,000	500,000	500,000	500,000
121081 Electricity Charges Received	61,003	150,000	150,000	150,000	150,000
121999 Other Fees and Charges	2,570,312	3,790,178	3,700,000	3,750,000	3,800,000
123 Registration and Licence Fees	22,070	11,900	136,881	136,881	136,881
123999 Other Registration and Licence Fees	22,070	11,900	136,881	136,881	136,881
124 Proceeds from Sales	1,984,617	1,759,462	1,126,800	1,141,800	1,156,800
124001 Sale of Books, News Papers, Magezines Etc	177,316	101,985	101,800	101,800	101,800
124003 Sale of Calendar, Souvenir Etc	108,310	50,000	100,000	100,000	100,000
124004 Sale of Official Forms	9,290	-	-	-	-
124999 Other Sales	1,689,701	1,607,477	925,000	940,000	955,000
125 Property Income	25,069,267	23,298,730	22,990,000	22,990,000	22,990,000
125002 Rent from Government Buildings	24,535,687	22,493,333	22,540,000	22,540,000	22,540,000
125004 Rent from Land for Commercial Purposes	190,133	440,000	270,000	270,000	270,000
125999 Other Rent and Property Income	343,447	365,397	180,000	180,000	180,000
126 Fines and Penalties	947,592	540,566	382,500	388,100	393,924
126002 Fine-Breach of Regulation	568,572	265,000	225,000	225,750	226,523
126003 Fine-Breach of Agreement	-	165,464	-	-	-
126004 Late fine deducted from Salaries	113,481	105,102	127,500	132,350	137,401
126005 Dharanyaai Qazziyya joorimanaa	165,231	-	-	-	-
126999 Other Fine or Penalty	100,308	5,000	30,000	30,000	30,000

	2018 Actual	2019 Revised	2020	2021 Approved	2022
127 Interest, Profit and Dividends	295,250	1,990,250	1,295,250	1,295,250	1,395,250
127010 .Div. - Dhivehiraaajjeyge Gulhun Pvt. Ltd	295,250	295,250	295,250	295,250	295,250
127011 .Div. - State Trading Organisation Plc	-	1,695,000	1,000,000	1,000,000	1,100,000
129 Miscellaneous Non-Tax Revenues	120,961,085	105,486,086	110,079,387	113,726,940	117,470,469
129001 Cash Received for Which Purpose Is Unknown	-	806	-	-	-
129002 Reimbursement from Previous Year Budget	203,026	31,080	-	-	-
129003 Subscription, Membership Fee Etc	-	500	10,000	10,000	10,000
129004 Subsidiary Loan Repayment	2,180,022	644,108	663,431	683,334	703,834
129007 Zakath	67,045,668	-	-	-	-
129008 Donations Received	49,925,770	40,685,209	45,655,956	47,182,106	48,803,590
129010 Transferred Balance	1,606,599	-	-	-	-
129013 Zakath from Wealth (Al-mal)	-	58,000,000	58,000,000	60,000,000	62,000,000
129014 Zakath Fitr (Al-fitr)	-	5,700,000	5,700,000	5,800,000	5,900,000
129999 Other miscellaneous non-tax revenues	-	424,383	50,000	51,500	53,045
181 Gains	9,700	-	-	-	-
181999 Gains - Other	9,700	-	-	-	-
GRANT - Grants	2,982,201	-	-	-	-
141 GRANT - Grants	2,982,201	-	-	-	-
141001 Cash Grants - Bilateral	1,307,110	-	-	-	-
141002 Cash Grants - Multilateral	1,675,091	-	-	-	-

TRUST FUND REVENUE BY OFFICE 2017 - 2021
 (IN MVR)

	2018	2019	2020	2021	2022
	Actuals	Revised		Approved	
Total	169,491,217	1,010,371,836	1,122,238,761	1,209,464,712	1,305,781,844
1009 Maldives Inland revenue Authority	-	861,290,363	970,253,824	1,053,619,122	1,145,875,126
Maldives Green Fund		861,290,363	970,253,824	1,053,619,122	1,145,875,126
1265 MOF / Special Budget	4,171,234	5,252,279	4,895,000	5,041,850	5,193,106
Civil Aviation Trust Fund	4,171,234	5,252,279	4,895,000	5,041,850	5,193,106
1014 National Disaster Management Authority	1,360,000	3,000,000	500,000	500,000	500,000
Disastar Management Fund	1,360,000	3,000,000	500,000	500,000	500,000
1008 Maldives Customs Service	-	6,000	6,000	6,000	6,000
Customs Training Fund		6,000	6,000	6,000	6,000
1058 Ministry of Education	20,945,768	22,601,053	21,860,681	21,930,584	22,101,084
Education Fund	20,945,768	22,601,053	21,860,681	21,930,584	22,101,084
1065 Majeediyya School	170,735	363,997	300,000	310,000	320,000
School Trust Fund	170,735	363,997	300,000	310,000	320,000
1066 Dharumavantha school	38,408	300,000	300,000	300,000	300,000
School Trust Fund	38,408	300,000	300,000	300,000	300,000
1067 Aminiyya School	409,313	828,152	370,000	400,000	430,000
School Trust Fund	409,313	828,152	370,000	400,000	430,000
1261 Hiriya School	323,783	340,000	345,000	350,000	355,000
School Trust Fund	323,783	340,000	345,000	350,000	355,000
1068 Iskandaru School	664,262	737,420	788,332	811,982	836,341
School Trust Fund	664,262	737,420	788,332	811,982	836,341
1069 Centre For Higher Secondary Education	2,104,885	100,000	100,000	100,000	100,000
School Trust Fund	2,104,885	100,000	100,000	100,000	100,000
1070 Al- Madrasathul Arabiyyathul Islamiyya	20,045	30,000	35,000	35,000	35,000
School Trust Fund	20,045	30,000	35,000	35,000	35,000
1071 Jamaaludeen School	97,182	75,000	75,000	75,000	75,000
School Trust Fund	97,182	75,000	75,000	75,000	75,000
1072 Thaa Judeen School	631,001	529,041	550,000	600,000	650,000
School Trust Fund	631,001	529,041	550,000	600,000	650,000
1073 Kalaafaanu School	643,899	1,253,063	1,130,000	1,140,000	1,150,000
School Trust Fund	643,899	1,253,063	1,130,000	1,140,000	1,150,000
1075 Muhiyudeen School	152,559	165,095	150,000	150,000	150,000
School Trust Fund	152,559	165,095	150,000	150,000	150,000
1076 Imaadudeen School	418,009	194,523	250,000	300,000	350,000
School Trust Fund	418,009	194,523	250,000	300,000	350,000
1077 Ghaazee school	785,060	75,000	125,000	130,000	135,000
School Trust Fund	785,060	75,000	125,000	130,000	135,000
1514 Thaa Judeen School	1,124,963	589,088	500,000	500,000	500,000
School Trust Fund	1,124,963	589,088	500,000	500,000	500,000
1129 Ministry of Higher Education	788,356	883,166	800,000	800,000	800,000
Higher Eductaion Trust Fund	788,356	883,166	800,000	800,000	800,000
1141 Maldives Islamic University	3,188,334	2,615,885	2,776,800	2,781,800	2,786,800
IUM Trust Fund	3,188,334	2,615,885	2,776,800	2,781,800	2,786,800
1163 Ministry of Health	3,781,826	2,000,200	2,000,500	2,000,500	2,000,500
Health Trust Fund	3,781,826	2,000,200	2,000,500	2,000,500	2,000,500
1250 National Social Protection Agency	9,104,710	3,000,000	3,000,000	3,000,000	3,000,000
Social Safety Assistance Fund	9,104,710	3,000,000	3,000,000	3,000,000	3,000,000
1226 Regional Airports	2,940,567	790,775	490,000	490,000	490,000
Kaadehdhoo Airport Trust Fund	2,940,567	790,775	490,000	490,000	490,000
1204 Ministry of Tourism	1,475,006	3,800,500	1,500,000	1,500,000	1,500,000
Tourism Promotion Trust Fund	1,475,006	3,800,500	1,500,000	1,500,000	1,500,000

	2018 Actuals	2019 Revised	2020	2021 Approved	2022
1271 Department of Heritage	704,876	711,656	700,000	700,000	700,000
Heritage Trust Fund	704,876	711,656	700,000	700,000	700,000
1269 Dhivehi Bahuge Academy	313,112	65,213	50,000	50,000	50,000
MIVET Trust Fund	313,112	65,213	50,000	50,000	50,000
1211 National Centre for the Arts	1,285,175	1,000,000	1,000,000	1,000,000	1,000,000
Arts Development Fund	1,285,175	1,000,000	1,000,000	1,000,000	1,000,000
1239 Communications Authority of Maldives	15,737,585	17,432,820	22,000,000	23,060,000	24,200,000
ICT Trust Fund	15,737,585	17,432,820	22,000,000	23,060,000	24,200,000
1233 Ministry of Fisheries, Marine Resources and Agriculture	2,075,831	2,510,387	2,450,000	2,450,000	2,450,000
Agriculture Trust Fund	1,625,831	1,770,387	1,800,000	1,800,000	1,800,000
Fisheries Trust Fund	450,000	740,000	650,000	650,000	650,000
1240 Ministry of Islamic Affairs	84,663,072	69,900,913	72,950,000	75,050,000	77,150,000
Dheeneekanthah Kurieruvumah Trust Fund	10,279,380	1,222,580	5,250,000	5,250,000	5,250,000
Miskithaabehay Vaqf Fund	7,323,424	4,953,333	4,000,000	4,000,000	4,000,000
Zakat Fund	67,060,268	63,725,000	63,700,000	65,800,000	67,900,000
1229 Ministry of Environment	1,998,342	1,993,000	3,550,000	3,550,000	3,550,000
B.Atoll Conservation Fund	1,998,342	1,160,000	2,186,881	2,186,881	2,186,881
Conservation Fund		833,000	1,363,119	1,363,119	1,363,119
1510 Ministry Of Gender, Family and Social Services	5,093,419	5,550,000	5,905,000	6,200,250	6,510,263
Kudakudhina Khaasa Eheege Trust Fund	5,093,419	5,550,000	5,905,000	6,200,250	6,510,263
1192 National Drug Agency	484,134	100,000	532,624	532,624	532,624
Drug Control Trust Fund	484,134	100,000	532,624	532,624	532,624
1301 HDh. Nellaidhoo Council	97,090	-	-	-	-
Local Council Trust Fund	97,090				
1359 B. Dhonfanu Council	253,085	-	-	-	-
Local Council Trust Fund	253,085				
1364 B. Hithaadhoo Council	748,004	-	-	-	-
Local Council Trust Fund	748,004				
1376 K. Thulusdhoo Council	189,167	287,247	-	-	-
Local Council Trust Fund	189,167	287,247			
1389 AA. Maalhohu Council	121,925	-	-	-	-
Local Council Trust Fund	121,925				
1472 GDh. Vaadhoo Council	386,495	-	-	-	-
Local Council Trust Fund	386,495				

LOAN DONORS 2018-2022

(IN MVR)

	2018 Actual	2019 Revised	2020	2021 Approved	2022
Total	7,143,732,893	7,608,305,683	8,595,589,164	13,764,045,105	12,190,312,617
Bilateral	545,796,963	869,566,420	1,000,184,387	1,753,194,844	1,386,986,628
Abu Dhabi	16,104,221	151,315,172	322,485,899	637,750,972	1,145,250,000
India	-	384,000,000	768,500	-	-
Saudi Arabia	462,546,568	141,469,098	359,705,901	718,877,490	201,474,202
Kuwait	67,146,174	192,782,150	317,224,087	396,566,382	40,262,426
Multilateral	6,597,935,930	6,738,739,263	7,595,404,777	12,010,850,261	10,803,325,989
ADB	3,579,486	11,834,900	37,750,200	39,043,500	111,139,900
Commercial Bank	2,436,695,983	1,202,894,446	632,628,762	986,055,758	467,652,672
EIB	-	-	40,261,128	7,045,697	-
IDB	89,898,685	60,508,123	20,320,063	11,834,250	47,337,000
IFAD	4,067,961	-	-	-	-
World Bank	-	-	165,015,468	12,080,468	31,814,294
OPEC	476,732,192	349,611,105	487,831,459	412,226,661	190,875,000
AIIB	-	-	5,878,950	29,394,750	117,579,000
ING Bank	-	324,502,770	649,005,540	811,256,925	1,460,262,465
Bonds Sold to Foreigners	3,255,971,053	70,267,761	4,626,000,000	4,626,000,000	-
Domestic Sources	330,990,570	4,719,120,158	930,713,207	4,694,162,252	7,613,165,658
To be Obtained from Various Sources	-	-	-	381,750,000	763,500,000

GOVERNMENT TOTAL RECEIPTS 2020

(IN MVR)

	Office Revenue	Trust Fund Revenue	Grants Revenue	Loans Revenue	Total Receipts
Total	24,365,926,066	1,122,238,761	5,228,582,886	7,664,875,957	38,381,623,670
S01 Presidents Office	152,990	-	-	-	152,990
1001 Presidents Office	117,500	-	-	-	117,500
1003 Official Residence of the President	35,490	-	-	-	35,490
S02 People's Majlis	378,500	-	-	-	378,500
1242 People's Majlis	378,500	-	-	-	378,500
S04 Department of Judicial Administration	9,847,092	-	700,000	-	10,547,092
1264 Department of Judicial Administration	420,253	-	700,000	-	1,120,253
1248 Supreme Court of the Maldives	191,424	-	-	-	191,424
1249 High Court	255,473	-	-	-	255,473
1251 Majistrate Courts	3,984,392	-	-	-	3,984,392
1252 Civil Court	444,282	-	-	-	444,282
1253 Criminal Court	150,925	-	-	-	150,925
1254 Family Court	4,375,182	-	-	-	4,375,182
1255 Juvenile Court	23,237	-	-	-	23,237
1486 Drug Court	1,924	-	-	-	1,924
S03 Judicial Service Commission	4,449	-	-	-	4,449
1247 Judicial Service Commission	4,449	-	-	-	4,449
S05 Elections Commission	1,725,293	-	-	-	1,725,293
1244 Elections Commission	1,725,293	-	-	-	1,725,293
S06 Civil Service Commission	23,000	-	15,000	-	38,000
1256 Civil Service Commission	23,000	-	15,000	-	38,000
S07 Human Rights Commission	22,525	-	-	-	22,525
1246 Human Rights Commission	22,525	-	-	-	22,525
S08 Anti-Corruption Commission	65,221	-	200,000	-	265,221
1245 Anti-Corruption Commission	65,221	-	200,000	-	265,221
S09 Auditor Generals Office	240,166	-	-	-	240,166
1243 Auditor General's Office	240,166	-	-	-	240,166
S10 Prosecutor Generals Office	30,914	-	50,000	-	80,914
1257 Prosecutor General's Office	30,914	-	50,000	-	80,914
S11 Maldives Inland revenue Authority	17,368,491,565	970,253,824	-	-	18,338,745,389
1009 Maldives Inland revenue Authority	17,368,491,565	970,253,824	-	-	18,338,745,389
S12 Employment Tribunal	15,662	-	-	-	15,662
1222 Employment Tribunal	15,662	-	-	-	15,662
S13 Maldives Media Council	-	-	25,000	-	25,000
1270 Maldives Media Council	-	-	25,000	-	25,000
S14 Maldives Broadcasting Commission	5,793,597	-	-	-	5,793,597
1478 Maldives Broadcasting Commission	5,793,597	-	-	-	5,793,597

		Office Revenue	Trust Fund Revenue	Grants Revenue	Loans Revenue	Total Receipts
S15	Tax Appeal Tribunal	7,609	-	-	-	7,609
1275	Tax Appeal Tribunal	7,609	-	-	-	7,609
S16	Local Government Authority	1,472	-	-	-	1,472
1276	Local Government Authority	1,472	-	-	-	1,472
S18	National Integrity Commission	3,787	-	-	-	3,787
1515	National Integrity Commission	3,787	-	-	-	3,787
S44	Family Protection Authority	2,000	-	50,000	-	52,000
1505	Family Protection Authority	2,000	-	50,000	-	52,000
S35	Attorney Generals Office	160,760	-	-	-	160,760
1144	Attorney General's Office	160,760	-	-	-	160,760
S20	Ministry of Finance	1,902,310,758	-	98,027,167	1,209,896,388	3,210,234,313
1272	Ministry of Finance	1,902,310,758	-	98,027,167	1,209,896,388	3,210,234,313
S37	Special Budget	563,892,022	4,895,000	4,626,000,000	4,626,000,000	9,820,787,022
1265	MOF / Special Budget	563,892,022	4,895,000	4,626,000,000	4,626,000,000	9,820,787,022
S21	Ministry of Defense	17,650,193	-	50,000	-	17,700,193
1012	Ministry of Defence	17,650,193	-	50,000	-	17,700,193
S55	Aviation Security Command	2,307,920	-	-	-	2,307,920
1498	Aviation Security Command	2,307,920	-	-	-	2,307,920
S45	Maldives National Defense Force	339,786	-	-	-	339,786
1013	Maldives National Defense Force	339,786	-	-	-	339,786
S53	National Disaster Management Authority	5,906	500,000	220,000	-	725,906
1014	National Disaster Management Authority	5,906	500,000	220,000	-	725,906
S47	Maldives Immigration	74,236,842	-	-	-	74,236,842
1029	Maldives Immigration	74,236,842	-	-	-	74,236,842
S22	Ministry of Home Affairs	361,859	-	-	-	361,859
1016	Ministry of Home Affairs	360,920	-	-	-	360,920
1057	Juvenile Justice Unit	939	-	-	-	939
S39	Maldives Police Services	450,540	-	350,000	-	800,540
1027	Maldives Police Service	450,540	-	350,000	-	800,540
S46	Maldives Correctional Services	181,011	-	-	-	181,011
1025	Maldives Correctional Service	181,011	-	-	-	181,011
S40	Maldives Customs Services	4,009,054,001	6,000	5,000	-	4,009,065,001
1008	Maldives Customs Service	4,009,054,001	6,000	5,000	-	4,009,065,001
S23	Ministry of Education	7,162,772	26,879,013	3,024,468	-	37,066,253
1058	Ministry of Education	166,546	21,860,681	1,174,468	-	23,201,695
1060	Department of Public Examination	5,482,898	-	-	-	5,482,898
1500	National Institute of Education	143,976	-	350,000	-	493,976
1518	Quality Assurance Department	-	-	1,000,000	-	1,000,000
1065	Majeediyya School	71,272	300,000	-	-	371,272
1066	Dharumavantha school	28,445	300,000	-	-	328,445
1067	Aminiyya School	101,568	370,000	-	-	471,568

		Office Revenue	Trust Fund Revenue	Grants Revenue	Loans Revenue	Total Receipts
1261	Hiriya School	45,115	345,000	-	-	390,115
1068	Iskandaru School	64,281	788,332	-	-	852,613
1069	Centre For Higher Secondary Education	1,731	100,000	-	-	101,731
1070	Al- Madrasathul Arabiyyathul Islamiyya	25,788	35,000	-	-	60,788
1071	Jamaaludeen School	30,310	75,000	-	-	105,310
1072	Thaajudeen School	120,670	550,000	-	-	670,670
1073	Kalaafaanu School	45,652	1,130,000	-	-	1,175,652
1075	Muhiyudeen School	15,104	150,000	-	-	165,104
1076	Imaadudeen School	11,240	250,000	-	-	261,240
1077	Ghaazee school	66,065	125,000	-	-	191,065
1514	Rehendhi School	42,649	500,000	-	-	542,649
1526	Huravee School	3,549	-	-	-	3,549
1079	Ha.Atoll Education Centre	5,796	-	-	-	5,796
1081	Sh.Atoll Education Centre	2,776	-	-	-	2,776
1082	N.Atoll Education Centre	1,366	-	-	-	1,366
1083	R.Atoll Education Centre	10,633	-	-	-	10,633
1084	B.Atoll Education Centre	4,648	-	-	-	4,648
1085	LH.Atoll Education Centre	33,871	-	-	-	33,871
1086	Adh.Atoll Education Centre	16,650	-	-	-	16,650
1089	TH.Atoll Education Centre	6,446	-	-	-	6,446
1090	L. Atoll Education Centre	1,460	-	-	-	1,460
1091	GA.Atoll Education Centre	7,222	-	-	-	7,222
1092	Gdh.Atoll Education Centre	15,888	-	-	-	15,888
1095	Ha.Atholhu Madharusaa	22,160	-	-	-	22,160
1096	Ihavandhoo School	5,868	-	-	-	5,868
1097	Madhurasathul Seikh Ibrahim	9,443	-	-	-	9,443
1098	Afeefudheen School	21,666	-	-	-	21,666
1099	Nolhivaram School	1,681	-	-	-	1,681
1100	Jalaaludeen School	600	-	-	-	600
1101	Sh.Atoll School	520	-	-	-	520
1103	Milandhoo School	11,468	-	-	-	11,468
1104	Kendhikulhudhoo School	9,253	-	-	-	9,253
1105	Meyna School	18,456	-	-	-	18,456
1106	Ungoofaaru School	4,528	-	-	-	4,528
1107	Alifushee School	373	-	-	-	373
1109	Hulhudhufaar School	6,508	-	-	-	6,508
1110	Thulhaadhoo School	2,195	-	-	-	2,195
1113	K.Atoll School	3,459	-	-	-	3,459
1115	Qatharu Ameer School	10,609	-	-	-	10,609
1116	L.Maavashu School	9,001	-	-	-	9,001
1117	Aboobakuru School	15,781	-	-	-	15,781

		Office Revenue	Trust Fund Revenue	Grants Revenue	Loans Revenue	Total Receipts
1118	Hafiz Ahmed School	7,613	-	-	-	7,613
1119	Madharusathul Sheikh Mohamed Jamaaluddin / Gn.Fu	200	-	-	-	200
1120	Hithadhoo School	24,051	-	-	-	24,051
1121	Sharafuddheen School	34,580	-	-	-	34,580
1122	Feydhoo School	20,839	-	-	-	20,839
1123	Addu High School	37,618	-	-	-	37,618
1501	Northern Education Unit	42,268	-	-	-	42,268
1502	Central Education Unit	149,392	-	-	-	149,392
1503	Southern Education Unit	49,887	-	-	-	49,887
1521	North Central Education Unit	39,892	-	-	-	39,892
1520	South Central Education Unit	29,248	-	-	-	29,248
1533	Department of Inclusive Education	-	-	500,000	-	500,000
S48	Ministry of Higher Education	1,140,040	800,000	15,370,000	-	17,310,040
1129	Ministry of Higher Education	21,251	800,000	15,370,000	-	16,191,251
1142	Maldives Qualification Authority	1,036,867	-	-	-	1,036,867
1482	Technical and Vocational Education Training Authority	4,084	-	-	-	4,084
1263	Maldives Polytechnic	77,838	-	-	-	77,838
S24	Maldives Islamic University	129,043	2,776,800	-	-	2,905,843
1141	Maldives Islamic University	129,043	2,776,800	-	-	2,905,843
S25	Maldives National University	362,966	-	-	-	362,966
1130	Maldives National University	60,554	-	-	-	60,554
1131	Faculty of Education	59,967	-	-	-	59,967
1132	Faculty of Health Sciences	42,824	-	-	-	42,824
1133	Faculty of Management & Computing	29,798	-	-	-	29,798
1134	Faculty of Engineering Technology	30,000	-	-	-	30,000
1135	Faculty of Hospitality and Tourism Studies	34,683	-	-	-	34,683
1136	Centre for Maritime Studies	2,106	-	-	-	2,106
1137	Centre for Open Learning	4,500	-	-	-	4,500
1139	Atoll Campuses	9,500	-	-	-	9,500
1140	Faculty of Arts	28,000	-	-	-	28,000
1484	Faculty of Islamic Studies	50,000	-	-	-	50,000
1266	National law Library	1,034	-	-	-	1,034
1524	Centre for Foundation Studies	10,000	-	-	-	10,000
S26	Ministry of Foreign Affairs	53,490	-	-	-	53,490
1147	Ministry of Foreign Affairs	49,495	-	-	-	49,495
1149	Embassy of the Republic of Maldives in Colombo, Sri L	348	-	-	-	348
1154	Embassy of the Republic of Maldives in Kuala Lumpur,	3,169	-	-	-	3,169
1519	Embassy of the Republic of Maldives in Berlin, German	478	-	-	-	478
S27	Ministry of Health	52,092,937	2,000,500	5,988,171	-	60,081,608
1163	Ministry of Health	7,728,041	2,000,500	500,000	-	10,228,541
1164	Health Protection Agency	4,745,451	-	5,488,171	-	10,233,622

		Office Revenue	Trust Fund Revenue	Grants Revenue	Loans Revenue	Total Receipts
1191	Maldives Food & Drug Authority	3,393,570	-	-	-	3,393,570
1507	Maldives Blood Service	1,000	-	-	-	1,000
1167	HD. Regional Hospital	1,770,841	-	-	-	1,770,841
1168	R. Regional Hospital	4,153,335	-	-	-	4,153,335
1170	M. Regional Hospital	429,913	-	-	-	429,913
1171	GDH. Regional Hospital	2,652,749	-	-	-	2,652,749
1172	L. Regional Hospital	2,147,602	-	-	-	2,147,602
1169	S. Regional Hospital	3,025,472	-	-	-	3,025,472
1173	HA. Atoll Hospital	1,372,794	-	-	-	1,372,794
1174	SH. Atoll Hospital	818,293	-	-	-	818,293
1175	N. Atoll Hospital	1,149,501	-	-	-	1,149,501
1176	B. Atoll Hospital	4,419,349	-	-	-	4,419,349
1177	LH. Atoll Hospital	1,616,812	-	-	-	1,616,812
1497	K. Atoll Health Services	1,730,394	-	-	-	1,730,394
1178	AA. Atoll Hospital	1,402,035	-	-	-	1,402,035
1179	ADH. Atoll Hospital	1,834,433	-	-	-	1,834,433
1180	V. Atoll Hospital	628,374	-	-	-	628,374
1181	F. Atoll Hospital	718,023	-	-	-	718,023
1182	DH. Atoll Hospital	2,867,523	-	-	-	2,867,523
1183	TH. Atoll Hospital	751,965	-	-	-	751,965
1184	GA. Atoll Hospital	1,937,609	-	-	-	1,937,609
1185	Gn. Atoll Hospital	449,229	-	-	-	449,229
1186	Dhamanaveshi	348,629	-	-	-	348,629
S42	Male' Group of Hospitals	38,421,740	-	1,020,000	-	39,441,740
1166	Indira Gandhi Memorial Hospital	38,105,577	-	1,020,000	-	39,125,577
1187	Villingili Hospital	267,691	-	-	-	267,691
1528	Dharumavantha Hospital	1,982	-	-	-	1,982
1188	Hulhumale Hospital	46,490	-	-	-	46,490
S41	National Social Protection Agency	14,999	3,000,000	-	-	3,014,999
1250	National Social Protection Agency	14,999	3,000,000	-	-	3,014,999
S28	Ministry of Economic Development	1,754,616	-	9,792,843	28,588,200	40,135,659
1202	Ministry of Economic Development	1,739,636	-	9,792,843	28,588,200	40,120,679
1517	Special Economic Zones Maldives	4,719	-	-	-	4,719
1511	Labour Relations Authority	10,261	-	-	-	10,261
S50	Ministry of Transport & Civil Aviation	28,224,392	490,000	50,000	-	28,764,392
1530	Ministry of Transport & Civil Aviation	6,657	-	-	-	6,657
1226	Regional Airports	3,562,704	490,000	-	-	4,052,704
1232	Transport Authority	24,655,031	-	50,000	-	24,705,031
S29	Ministry of Tourism	70,972	1,500,000	-	-	1,570,972
1204	Ministry of Tourism	70,972	1,500,000	-	-	1,570,972
S30	Ministry of Youth, Sports and Community Empowerment	1,912,844	-	-	-	1,912,844

		Office Revenue	Trust Fund Revenue	Grants Revenue	Loans Revenue	Total Receipts
1215	Ministry of Youth, Sports & Community Empowerment	1,912,844	-	-	-	1,912,844
S52	Ministry of Arts, Culture and Heritage	213,718	1,750,000	-	-	1,963,718
1532	Ministry of Arts, Culture and Heritage	20,000	-	-	-	20,000
1271	Department of Heritage	6,398	700,000	-	-	706,398
1269	Dhivehi Bahuge Academy	38,188	50,000	-	-	88,188
1210	National Library	75,897	-	-	-	75,897
1211	National Centre for the Arts	64,753	1,000,000	-	-	1,064,753
1213	National Bureau of Classification	3,482	-	-	-	3,482
1506	National Archives	5,000	-	-	-	5,000
S31	Ministry of National Planning and Infrastructure	12,135,286	-	27,719,765	1,562,773,155	1,602,628,206
1224	Ministry of National Planning and Infrastructure	4,813,854	-	27,419,765	1,562,773,155	1,595,006,774
1483	Maldives Land and Survey Authority	85,396	-	-	-	85,396
1011	National Bureau of Statistics	15,901	-	300,000	-	315,901
1026	Department of National Registrations	7,220,135	-	-	-	7,220,135
S49	Ministry of Housing and Urban Development	35,662	-	-	109,923,518	109,959,180
1529	Ministry of Housing & Urban Development	35,662	-	-	109,923,518	109,959,180
S51	Ministry of Communication, Science and Technology	251,405,224	22,000,000	-	-	273,405,224
1531	Ministry of Communication, Science and Technology	8,273	-	-	-	8,273
1238	National Centre For Information Technology	60,104	-	-	-	60,104
1239	Communications Authority of Maldives	251,336,847	22,000,000	-	-	273,336,847
S32	Ministry of Fisheries, Marine Resources and Agriculture	1,987,943	2,450,000	24,489,178	50,573,019	79,500,140
1233	Ministry of Fisheries, Marine Resources and Agriculture	1,987,943	2,450,000	24,489,178	50,573,019	79,500,140
S33	Ministry of Islamic Affairs	969,356	72,950,000	12,000,000	-	85,919,356
1240	Ministry of Islamic Affairs	966,504	72,950,000	-	-	73,916,504
1241	Center for the Holy Quran	2,852	-	12,000,000	-	12,002,852
S34	Ministry of Environment	9,833,727	3,550,000	402,786,294	77,121,677	493,291,698
1229	Ministry of Environment	104,760	3,550,000	401,912,138	77,121,677	482,688,575
1228	Maldives Meteorological Service	1,098	-	-	-	1,098
1230	Maldives energy Authority	5,717	-	200,000	-	205,717
1231	Environmental Protection Agency	9,722,152	-	674,156	-	10,396,308
S36	Ministry Of Gender, Family and Social Services	246,899	6,437,624	650,000	-	7,334,523
1510	Ministry Of Gender, Family and Social Services	122,900	5,905,000	650,000	-	6,677,900
1196	Family & Children Service Centre	3,500	-	-	-	3,500
1197	Kudakudhinge Hiyaa	8,000	-	-	-	8,000
1516	Fiyavathi	33,500	-	-	-	33,500
1192	National Drug Agency	23,999	532,624	-	-	556,623
1194	Khaassa Eheeah Beynunvaa Meehun thibey Marukaz	55,000	-	-	-	55,000

* ރަށުގެ



5

Government Expenditure

Government Expenditure

ECONOMIC CLASSIFICATION OF GOVERNMENT BUDGET 2018 - 2022

(IN MVR)

	2018		2019		2020		2021		2022	
	Actuals		Revised				Approved			
	Mrf	%	Mrf	%	Mrf	%	Mrf	%	Mrf	%
RECURRENT EXPENDITURE	18,268.0	64.9	20,833.8	68.4	22,337.9	59.0	22,780.2	53.3	23,179.5	54.3
CAPITAL EXPENDITURE	9,897.3	35.1	9,626.0	31.6	15,533.4	41.0	19,969.2	46.7	19,477.7	45.7
TOTAL BUDGET	28,165.3	100.0	30,459.8	100.0	37,871.3	100.0	42,749.5	100.0	42,657.2	100.0
RECURRENT EXPENDITURE	18,268.0	64.9	20,833.8	68.4	22,337.9	59.0	22,780.2	53.3	23,179.5	54.3
210 Personal Emoluments	7,676.8	27.3	8,267.0	27.1	8,716.1	23.0	8,705.9	20.4	8,705.9	20.4
213 Pensions, Retirement Benefits and Gratuities	1,502.5	5.3	1,539.1	5.1	1,562.4	4.1	1,562.2	3.7	1,562.2	3.7
221 Travel Expenses	175.5	0.6	216.7	0.7	237.8	0.6	235.4	0.6	239.8	0.6
222 Supplies and Requisites	621.3	2.2	702.1	2.3	725.8	1.9	739.9	1.7	760.5	1.8
223 Operational Services	1,793.1	6.4	2,105.3	6.9	2,299.1	6.1	2,185.7	5.1	2,218.9	5.2
224 Supplies and Requisites for Service Provision	702.7	2.5	1,036.1	3.4	897.9	2.4	919.6	2.2	940.7	2.2
225 Training	523.1	1.9	610.1	2.0	905.7	2.4	930.0	2.2	945.7	2.2
226 Repairs and Maintenance	220.2	0.8	487.8	1.6	410.2	1.1	401.3	0.9	408.9	1.0
227 Interest Payments	1,440.3	5.1	1,646.8	5.4	1,843.7	4.9	2,132.7	5.0	2,169.2	5.1
228 Grants, Contributions and Subsidies	3,488.5	12.4	3,168.9	10.4	4,636.1	12.2	4,864.6	11.4	5,124.7	12.0
281 Payments against losses and right-offs	124.0	0.4	1,053.7	3.5	103.1	0.3	103.2	0.2	103.2	0.2
CAPITAL EXPENDITURE	9,897.3	35.1	9,626.0	31.6	15,533.4	41.0	19,969.2	46.7	19,477.7	45.7
291 Development Projects	60.3	0.2	2.3	0.0	51.9	0.1	52.4	0.1	52.5	0.1
292 Budget Contingency	-	-	-	-	1,574.3	4.2	1,702.5	4.0	1,746.1	4.1
421 Land and Buildings	1,425.0	5.1	1,827.9	6.0	4,595.4	12.1	4,433.8	10.4	4,030.1	9.4
422 Infrastructure Assets	5,262.6	18.7	4,179.4	13.7	5,859.3	15.5	9,198.8	21.5	5,908.1	13.9
423 Capital Equipment	557.5	2.0	689.5	2.3	633.4	1.7	628.6	1.5	642.0	1.5
440 Investment Outlays	518.8	1.8	1,089.0	3.6	885.4	2.3	885.4	2.1	885.4	2.1
720 Debt Amortization	1,632.2	5.8	1,375.6	4.5	1,883.7	5.0	3,017.7	7.1	6,163.5	14.4
730 Loan Outlays	441.0	1.6	462.2	1.5	50.0	0.1	50.0	0.1	50.0	0.1
210 Personal Emoluments	7,676.8	27.3	8,267.0	27.1	8,716.1	23.0	8,705.9	20.4	8,705.9	20.4
211 Salaries and Wages	4,278.4	15.2	4,597.3	15.1	4,713.7	12.4	4,707.8	11.0	4,707.8	11.0
212 Allowances	3,398.4	12.1	3,669.7	12.0	4,002.4	10.6	3,998.1	9.4	3,998.1	9.4
211 Salaries and Wages	4,278.4	15.2	4,597.3	15.1	4,713.7	12.4	4,707.8	11.0	4,707.8	11.0
211001 Salaries and Wages	3,713.7	13.2	3,945.9	13.0	4,088.5	10.8	4,084.8	9.6	4,084.8	9.6
211002 Overtime Pay	564.8	2.0	651.4	2.1	625.2	1.7	623.0	1.5	623.0	1.5
212 Allowances to Employees	3,398.4	12.1	3,669.7	12.0	4,002.4	10.6	3,998.1	9.4	3,998.1	9.4
212002 Higher Education Allowance	25.1	0.1	33.6	0.1	34.9	0.1	34.9	0.1	34.9	0.1
212003 Technical Allowance	143.4	0.5	162.8	0.5	170.1	0.4	170.1	0.4	170.1	0.4
212004 Long-Term Allowance	82.9	0.3	97.6	0.3	98.8	0.3	98.8	0.2	98.8	0.2
212005 Ramadan Allowance	125.8	0.4	127.9	0.4	130.3	0.3	130.3	0.3	130.3	0.3
212006 Medical Allowance	0.0	0.0	0.0	0.0	0.0	0.0	0.0	0.0	0.0	0.0
212007 Domestic Market Allowance	-	-	-	-	0.1	0.0	0.1	0.0	0.1	0.0
212008 Salary Increment	1.3	0.0	1.0	0.0	7.5	0.0	7.5	0.0	7.5	0.0
212009 Special Allowance for The Post	72.6	0.3	81.8	0.3	86.0	0.2	86.0	0.2	86.0	0.2

	2018		2019		2020		2021		2022	
	Actuals		Revised				Approved			
	Mrf	%	Mrf	%	Mrf	%	Mrf	%	Mrf	%
212010 Food Allowance	152.1	0.5	159.9	0.5	183.4	0.5	183.4	0.4	183.4	0.4
212011 Committee Allowance	22.6	0.1	28.5	0.1	28.0	0.1	28.0	0.1	28.0	0.1
212012 Allowance for local non-residents	93.3	0.3	97.6	0.3	100.8	0.3	100.8	0.2	100.8	0.2
212013 Commuting Allowance for Local Non-Residents	15.5	0.1	20.0	0.1	21.3	0.1	21.3	0.0	21.3	0.0
212014 Dependants' Allowance	410.0	1.5	458.0	1.5	477.6	1.3	477.6	1.1	477.6	1.1
212015 Holiday Allowance	60.0	0.2	64.6	0.2	79.4	0.2	79.4	0.2	79.4	0.2
212016 Allowance for Work Other Than Assigned	0.9	0.0	0.9	0.0	1.0	0.0	1.0	0.0	1.0	0.0
212017 Annual Leave Cancellation Allowance	6.2	0.0	8.5	0.0	-	-	-	-	-	-
212018 Uniform Allowance	19.5	0.1	21.6	0.1	27.2	0.1	27.2	0.1	27.2	0.1
212019 Acting Allowance	5.5	0.0	5.2	0.0	3.2	0.0	3.2	0.0	3.2	0.0
212020 Religious Service Allowance	13.3	0.0	10.0	0.0	12.8	0.0	12.8	0.0	12.8	0.0
212021 Shift Duty Allowance	30.4	0.1	23.7	0.1	40.3	0.1	40.3	0.1	40.3	0.1
212022 Hardship Allowance	1.5	0.0	2.0	0.0	2.4	0.0	2.4	0.0	2.4	0.0
212023 Exclusive Job Allowance	439.7	1.6	472.4	1.6	526.5	1.4	526.5	1.2	526.5	1.2
212024 Phone Allowance	28.4	0.1	29.3	0.1	29.7	0.1	29.7	0.1	29.7	0.1
212025 Risk Allowance	157.5	0.6	136.1	0.4	150.7	0.4	150.7	0.4	150.7	0.4
212026 Clothing Allowance	1.6	0.0	2.6	0.0	2.5	0.0	2.5	0.0	2.5	0.0
212027 Service Allowance	1,251.6	4.4	1,371.6	4.5	1,505.5	4.0	1,501.2	3.5	1,501.2	3.5
212028 Accountable Officers' Allowance	3.2	0.0	0.4	0.0	0.7	0.0	0.7	0.0	0.7	0.0
212029 Scholarship and Fellowship Allowance-Overseas	6.8	0.0	6.3	0.0	22.0	0.1	22.0	0.1	22.0	0.1
212030 Scholarship and Fellowship Allowance-Local	0.0	0.0	-	-	1.9	0.0	1.9	0.0	1.9	0.0
212031 Supporting Core Allowance	151.6	0.5	161.5	0.5	139.4	0.4	139.4	0.3	139.4	0.3
212032 Technical Core Allowance	17.1	0.1	25.8	0.1	43.3	0.1	43.3	0.1	43.3	0.1
212999 Other Allowances	59.1	0.2	58.8	0.2	75.1	0.2	75.1	0.2	75.1	0.2
213 Pensions, Retirement Benefits and Gratuities	1,502.5	5.3	1,539.1	5.1	1,562.4	4.1	1,562.2	3.7	1,562.2	3.7
213001 Pensions	519.3	1.8	980.0	3.2	1,006.4	2.7	1,006.4	2.4	1,006.4	2.4
213002 Retirement Benefits and Gratuities	559.3	2.0	101.5	0.3	8.0	0.0	8.0	0.0	8.0	0.0
213003 Retirement benefits paid upon Retirement	26.7	0.1	24.9	0.1	64.1	0.2	64.1	0.1	64.1	0.2
213004 Monthly Payment to the Retired	177.4	0.6	197.7	0.6	243.7	0.6	243.7	0.6	243.7	0.6
213006 Contribution to the retirement pension scheme	219.8	0.8	235.1	0.8	240.2	0.6	239.9	0.6	239.9	0.6
221 Travel Expenses	175.5	0.6	216.7	0.7	237.8	0.6	235.4	0.6	239.8	0.6
221001 Travelling Expenses - Local Sea Travel	30.2	0.1	38.7	0.1	45.8	0.1	46.7	0.1	47.3	0.1
221002 Travelling Expenses - Local Land Travel	2.9	0.0	3.7	0.0	8.1	0.0	7.7	0.0	7.9	0.0
221003 Travelling Expenses - Local Air Travel	31.0	0.1	42.5	0.1	52.8	0.1	55.0	0.1	54.6	0.1
221004 Travelling Expenses - Overseas	68.6	0.2	92.8	0.3	85.2	0.2	78.4	0.2	80.8	0.2
221005 Travelling Expenses for Foreigners	27.4	0.1	31.4	0.1	39.6	0.1	40.8	0.1	42.0	0.1
221999 Other Travelling Expenses	15.3	0.1	7.7	0.0	6.2	0.0	6.9	0.0	7.1	0.0
222 Administrative Supplies	621.3	2.2	702.1	2.3	725.8	1.9	739.9	1.7	760.5	1.8
222001 Stationery and Office Requisites	65.6	0.2	73.3	0.2	76.9	0.2	76.9	0.2	79.1	0.2
222002 IT Related Materials	13.2	0.0	14.8	0.0	18.6	0.0	18.9	0.0	17.9	0.0
222003 Fuel and Lubricants	125.2	0.4	131.1	0.4	132.6	0.4	136.5	0.3	140.6	0.3
222004 Meals for Employees During Office Hours	329.0	1.2	346.9	1.1	359.8	1.0	368.1	0.9	379.2	0.9
222005 Electrical Items	9.5	0.0	13.5	0.0	15.1	0.0	15.5	0.0	16.0	0.0
222006 Spare Parts	15.7	0.1	25.4	0.1	24.3	0.1	25.0	0.1	25.8	0.1
222007 Materials for Uniforms	25.4	0.1	43.9	0.1	39.0	0.1	40.2	0.1	41.4	0.1
222008 Supplies for Office Cleaning	14.3	0.1	20.0	0.1	21.4	0.1	22.0	0.1	22.7	0.1
222009 Utensils and Accessories	1.0	0.0	2.7	0.0	4.0	0.0	4.1	0.0	4.3	0.0
222010 Office Decoration Materials	0.7	0.0	1.3	0.0	2.8	0.0	2.9	0.0	3.0	0.0

	2018		2019		2020		2021		2022	
	Actuals		Revised				Approved			
	Mrf	%	Mrf	%	Mrf	%	Mrf	%	Mrf	%
222011 Curtains, Table Cloths Etc	3.6	0.0	7.0	0.0	12.8	0.0	13.2	0.0	13.6	0.0
222999 Other Administrative Supplies	18.0	0.1	22.1	0.1	18.4	0.0	16.5	0.0	17.0	0.0
223 Administrative Services	1,793.1	6.4	2,105.3	6.9	2,299.1	6.1	2,185.7	5.1	2,218.9	5.2
223001 Telephone, Fax and Telex	71.8	0.3	74.8	0.2	70.5	0.2	72.0	0.2	74.1	0.2
223002 Electricity	448.2	1.6	595.9	2.0	457.0	1.2	469.6	1.1	483.1	1.1
223003 Water and Sanitation Services	103.0	0.4	104.4	0.3	92.5	0.2	94.7	0.2	97.5	0.2
223004 Leased Line and Internet	111.8	0.4	125.8	0.4	137.4	0.4	137.9	0.3	142.1	0.3
223005 Building rent and Land rent	88.5	0.3	122.3	0.4	131.1	0.3	132.7	0.3	136.4	0.3
223006 Hire Charges	0.7	0.0	1.1	0.0	1.7	0.0	1.6	0.0	1.7	0.0
223007 Security and Safeguarding Services	86.2	0.3	92.6	0.3	81.9	0.2	84.4	0.2	86.9	0.2
223008 Cleaning Services and Waste Disposal	60.7	0.2	58.3	0.2	48.7	0.1	50.1	0.1	51.6	0.1
223009 Postage and Message	1.5	0.0	2.0	0.0	2.6	0.0	2.7	0.0	2.7	0.0
223010 Announcements, Subscriptions and Advertisements	4.5	0.0	6.3	0.0	13.2	0.0	12.4	0.0	12.8	0.0
223011 Carriage and Conveyance	15.3	0.1	12.7	0.0	12.7	0.0	12.6	0.0	13.0	0.0
223012 Meeting or Seminar Related Expenses	33.5	0.1	33.8	0.1	37.5	0.1	36.3	0.1	37.1	0.1
223013 National Competitions and Ceremonies	48.8	0.2	30.9	0.1	37.4	0.1	38.9	0.1	39.8	0.1
223014 Social Development Programmes	54.4	0.2	73.1	0.2	156.3	0.4	159.0	0.4	156.3	0.4
223015 Examination Related Expenses	30.9	0.1	33.8	0.1	34.5	0.1	35.6	0.1	36.6	0.1
223016 Consultancy, Translation & Other Related Services	61.9	0.2	147.4	0.5	186.2	0.5	179.0	0.4	165.6	0.4
223017 Expenses on Foreign Dignitaries	18.5	0.1	22.1	0.1	18.8	0.0	18.3	0.0	18.9	0.0
223018 Visa, Workpermit Fees of Expatriate Staff	16.6	0.1	19.7	0.1	19.7	0.1	20.3	0.0	20.9	0.0
223019 Annual Fees to Government	6.8	0.0	11.3	0.0	11.3	0.0	11.6	0.0	12.0	0.0
223020 Printing Services	71.3	0.3	77.2	0.3	78.2	0.2	74.8	0.2	77.0	0.2
223021 Laundry Services	0.2	0.0	0.3	0.0	0.6	0.0	0.6	0.0	0.6	0.0
223022 Staff Medical Expenses	95.0	0.3	102.3	0.3	89.9	0.2	92.6	0.2	95.4	0.2
223023 Expenses on International & Local Fairs	51.5	0.2	119.9	0.4	167.5	0.4	179.0	0.4	179.2	0.4
223024 Bank Charges and Commission	29.7	0.1	20.1	0.1	16.7	0.0	16.9	0.0	17.0	0.0
223025 Insurance	35.1	0.1	45.4	0.1	45.2	0.1	46.0	0.1	47.3	0.1
223999 Other Administrative Services	246.7	0.9	171.8	0.6	350.0	0.9	205.9	0.5	213.3	0.5
224 Operational Consumables	702.7	2.5	1,036.1	3.4	897.9	2.4	919.6	2.2	940.7	2.2
224001 Medical Consumables	587.3	2.1	897.5	2.9	770.7	2.0	788.3	1.8	805.4	1.9
224011 Educational Consumables	15.0	0.1	16.1	0.1	17.6	0.0	18.4	0.0	19.1	0.0
224021 Provision of food to people under arrest and detention	81.1	0.3	106.4	0.3	85.8	0.2	88.4	0.2	91.1	0.2
224022 Other Material for People Under Arrest & Detention	12.9	0.0	13.2	0.0	14.7	0.0	15.1	0.0	15.5	0.0
224999 Other Operational Consumables	6.6	0.0	2.9	0.0	9.0	0.0	9.3	0.0	9.5	0.0
225 Training Expenses	523.1	1.9	610.1	2.0	905.7	2.4	930.0	2.2	945.7	2.2
225001 Scholarship and Fellowship Assistance	467.1	1.7	517.6	1.7	773.6	2.0	771.4	1.8	772.0	1.8
225002 Short Course Fees and Expenses - Overseas Training	10.8	0.0	17.8	0.1	25.5	0.1	24.5	0.1	25.1	0.1
225003 Workshops Related Expenses	11.7	0.0	15.0	0.0	18.9	0.0	18.6	0.0	15.9	0.0
225004 Course Fees and Related Expenses - Local Training	1.1	0.0	4.8	0.0	14.0	0.0	28.4	0.1	28.6	0.1
225005 Conducting Training Courses	19.3	0.1	46.4	0.2	60.5	0.2	72.5	0.2	88.7	0.2
225006 Staff training	13.3	0.0	8.4	0.0	13.2	0.0	14.7	0.0	15.3	0.0
226 Repairs and Maintenance	220.2	0.8	487.8	1.6	410.2	1.1	401.3	0.9	408.9	1.0
226001 Repairs - Residential Buildings	14.7	0.1	25.1	0.1	6.8	0.0	7.7	0.0	5.5	0.0
226002 Repairs - Non-Residential Buildings	103.6	0.4	279.2	0.9	169.6	0.4	146.5	0.3	149.5	0.4
226003 Repairs - Roads and Bridges	2.5	0.0	3.7	0.0	4.8	0.0	4.9	0.0	4.7	0.0
226004 Repairs - Airports	-	-	0.2	0.0	0.8	0.0	0.8	0.0	0.8	0.0

	2018		2019		2020		2021		2022	
	Actuals		Revised		Mrf	%	Approved		Mrf	%
	Mrf	%	Mrf	%			Mrf	%		
226005 Repairs - Wharves, Ports and Harbours	0.1	0.0	5.0	0.0	2.4	0.0	2.5	0.0	2.6	0.0
226006 Repairs - Water and Sanitation Systems	8.8	0.0	14.3	0.0	19.9	0.1	20.3	0.0	20.9	0.0
226007 Repairs - Electricity Systems	4.4	0.0	10.3	0.0	19.2	0.1	19.7	0.0	20.3	0.0
226008 Repairs - Other Infrastructure	1.3	0.0	22.8	0.1	5.1	0.0	13.2	0.0	13.3	0.0
226009 Repairs - Furniture and Fittings	2.0	0.0	3.9	0.0	7.8	0.0	8.0	0.0	8.3	0.0
226010 Repairs - Machinery and Equipment	24.6	0.1	34.0	0.1	48.6	0.1	50.0	0.1	51.5	0.1
226011 Repairs - Vehicular Equipment	0.8	0.0	4.8	0.0	1.0	0.0	1.1	0.0	1.1	0.0
226012 Repairs - Communication Infrastructure	0.9	0.0	6.1	0.0	9.1	0.0	9.4	0.0	9.7	0.0
226013 Repairs - Computer Software	14.6	0.1	20.7	0.1	23.6	0.1	24.0	0.1	24.8	0.1
226014 Repairs - IT-Related Hardware	1.6	0.0	6.5	0.0	12.6	0.0	12.6	0.0	13.0	0.0
226015 Repairs - Other Equipment	0.1	0.0	1.6	0.0	2.8	0.0	2.9	0.0	3.0	0.0
226016 Repairs - Motor Vehicles	12.2	0.0	20.4	0.1	34.8	0.1	35.1	0.1	36.2	0.1
226017 Repairs - Ships and Boats	28.1	0.1	29.3	0.1	41.3	0.1	42.6	0.1	43.8	0.1
227 Financing and Interest Costs	1,440.3	5.1	1,646.8	5.4	1,843.7	4.9	2,132.7	5.0	2,169.2	5.1
227001 Interest Payments to Government Agencies	172.1	0.6	147.0	0.5	145.6	0.4	143.4	0.3	141.5	0.3
227002 Interest Payments to Domestic Sources	18.2	0.1	1.6	0.0	1.6	0.0	1.4	0.0	1.2	0.0
227003 Interest Payments to Foreign Sources	505.2	1.8	630.8	2.1	826.0	2.2	1,112.6	2.6	1,146.0	2.7
227011 Discount on Treasury Bills	744.8	2.6	867.4	2.8	870.5	2.3	875.3	2.0	880.5	2.1
228 Grants, Contribution and Subsidies	3,488.5	12.4	3,168.9	10.4	4,636.1	12.2	4,864.6	11.4	5,124.7	12.0
228001 Subsidies	572.3	2.0	597.1	2.0	445.0	1.2	445.0	1.0	445.0	1.0
228002 Welfare Payments	0.0	0.0	0.1	0.0	0.1	0.0	0.1	0.0	0.1	0.0
228003 Grants to Private Parties	131.9	0.5	208.0	0.7	172.9	0.5	178.4	0.4	184.1	0.4
228004 Awards	10.5	0.0	13.4	0.0	12.2	0.0	13.0	0.0	13.3	0.0
228005 Indemnities and Relief Against Natural Calamities	5.7	0.0	12.2	0.0	3.7	0.0	19.2	0.0	23.2	0.1
228006 Subscriptions & Fees to Domestic Organisations	-	-	3.7	0.0	0.1	0.0	0.1	0.0	0.1	0.0
228007 Subscriptions and Fees to International Organisation	28.4	0.1	32.3	0.1	41.7	0.1	42.7	0.1	43.9	0.1
228009 Assistance to Associations and Social Organisations	81.8	0.3	93.2	0.3	101.1	0.3	105.8	0.2	108.4	0.3
228010 Assistance for Community Programs	46.7	0.2	55.9	0.2	3.0	0.0	3.1	0.0	3.2	0.0
228011 Electricity Subsidies	283.9	1.0	324.8	1.1	350.0	0.9	350.0	0.8	350.0	0.8
228013 Food Subsidies	311.2	1.1	258.6	0.8	254.3	0.7	254.3	0.6	254.3	0.6
228014 Single Parents Allowance	51.5	0.2	50.1	0.2	53.5	0.1	55.1	0.1	56.8	0.1
228015 Medical Treatment Support -Abroad	45.1	0.2	41.0	0.1	40.0	0.1	41.2	0.1	42.4	0.1
228016 Medical Treatment Support -Local	28.5	0.1	58.0	0.2	65.0	0.2	67.0	0.2	69.0	0.2
228017 Foster Parents Allowance	2.4	0.0	2.5	0.0	2.6	0.0	2.6	0.0	2.7	0.0
228018 Health Insurance Premium	1,591.0	5.6	1,001.8	3.3	950.8	2.5	979.3	2.3	1,008.7	2.4
228019 Disability Allowance	176.7	0.6	198.0	0.7	215.9	0.6	222.4	0.5	229.1	0.5
228022 Grants to Pre-schools	21.1	0.1	22.0	0.1	20.0	0.1	20.6	0.0	21.2	0.0
228023 Grants to Councils	31.4	0.1	-	-	1,615.0	4.3	1,767.3	4.1	1,963.7	4.6
228024 Therapeutic Service	-	-	6.0	0.0	36.0	0.1	37.1	0.1	38.2	0.1
228999 Other Grants, Contributions and Subsidies	68.5	0.2	190.3	0.6	253.3	0.7	260.3	0.6	267.5	0.6
281 Losses	124.0	0.4	1,053.7	3.5	103.1	0.3	103.2	0.2	103.2	0.2
281001 Losses from Government Agencies	2.6	0.0	986.6	3.2	100.0	0.3	100.0	0.2	100.0	0.2
281002 Losses from Private Parties	15.2	0.1	56.1	0.2	2.1	0.0	2.2	0.0	2.2	0.0
281003 Losses on Exchange Rates	6.1	0.0	11.0	0.0	0.0	0.0	0.0	0.0	0.0	0.0
281006 Loss on Sale of Government Land	-	-	-	-	1.0	0.0	1.0	0.0	1.0	0.0
281999 Other Losses	100.1	0.4	0.0	0.0	-	-	-	-	-	-

	2018		2019		2020		2021		2022	
	Actuals		Revised				Approved			
	Mrf	%	Mrf	%	Mrf	%	Mrf	%	Mrf	%
291 Capital Outlays	60.3	0.2	2.3	0.0	51.9	0.1	52.4	0.1	52.5	0.1
291001 Local Components for Foreign Assisted Projects	7.5	0.0	0.1	0.0	1.2	0.0	1.9	0.0	1.9	0.0
291002 Implementation Costs of Foreign Assisted Projects	45.6	0.2	1.0	0.0	49.1	0.1	49.1	0.1	49.1	0.1
291003 Other Economic Development Expenditure from Government Budget	7.1	0.0	1.3	0.0	1.5	0.0	1.4	0.0	1.4	0.0
292 Budget Contingency and Provision	0.0	0.0	0.0	0.0	1,574.3	4.2	1,702.5	4.0	1,746.1	4.1
292101 Budget Contingency	-	-	-	-	1,574.3	4.2	1,702.5	4.0	1,746.1	4.1
421 Land and Buildings	1,425.0	5.1	1,827.9	6.0	4,595.4	12.1	4,433.8	10.4	4,030.1	9.4
421001 Land	130.7	0.5	912.9	3.0	1,971.9	5.2	1,617.7	3.8	1,627.0	3.8
421002 Residential Buildings	112.7	0.4	246.0	0.8	974.8	2.6	816.6	1.9	1,346.7	3.2
421003 Non-Residential Buildings	1,181.5	4.2	669.0	2.2	1,648.7	4.4	1,999.5	4.7	1,056.4	2.5
422 Infrastructure Assets	5,262.6	18.7	4,179.4	13.7	5,859.3	15.5	9,198.8	21.5	5,908.1	13.9
422001 Roads and Bridges	936.3	3.3	296.9	1.0	1,011.2	2.7	1,701.9	4.0	2,052.3	4.8
422002 Airports	2,444.0	8.7	1,655.0	5.4	1,020.7	2.7	2,281.7	5.3	999.4	2.3
422003 Wharves, Ports and Harbours	499.8	1.8	527.2	1.7	1,361.8	3.6	2,131.2	5.0	661.2	1.6
422004 Water and Sanitation Systems	732.0	2.6	843.3	2.8	1,280.3	3.4	2,066.0	4.8	1,003.4	2.4
422005 Electricity Systems	0.0	0.0	251.4	0.8	275.8	0.7	21.2	0.0	-	-
422999 Other Infrastructure	650.6	2.3	605.6	2.0	909.6	2.4	996.9	2.3	1,191.7	2.8
423 Capital Equipment	557.5	2.0	689.5	2.3	633.4	1.7	628.6	1.5	642.0	1.5
423001 Furniture and Fittings	25.7	0.1	61.3	0.2	63.4	0.2	64.2	0.2	65.8	0.2
423002 Machinery and Equipment	169.2	0.6	226.1	0.7	200.7	0.5	201.2	0.5	204.7	0.5
423003 Vehicular Equipment	1.5	0.0	1.5	0.0	-	-	-	-	-	-
423004 Tools, Instruments, Apparatus	24.0	0.1	19.0	0.1	8.5	0.0	8.7	0.0	9.0	0.0
423005 Reference Books and Exhibition Goods	0.1	0.0	2.7	0.0	12.2	0.0	21.6	0.1	21.7	0.1
423006 Communication Infrastructure	54.9	0.2	62.5	0.2	17.5	0.0	18.2	0.0	18.7	0.0
423007 Computer Software	34.9	0.1	46.6	0.2	103.8	0.3	83.0	0.2	84.3	0.2
423008 IT-Related Hardware	193.7	0.7	167.5	0.5	160.0	0.4	162.6	0.4	163.0	0.4
423999 Other Equipment	39.5	0.1	18.6	0.1	19.4	0.1	24.3	0.1	27.9	0.1
424001 Motor Vehicles	11.6	0.0	76.2	0.3	36.8	0.1	33.0	0.1	33.7	0.1
424002 Ships and Boats	2.3	0.0	7.4	0.0	10.8	0.0	10.6	0.0	12.8	0.0
424003 Aerospace Equipments	-	-	-	-	0.3	0.0	1.1	0.0	0.3	0.0
451012 Minor Extensions to Non-Residential Buildings	0.0	0.0	-	-	0.0	0.0	0.0	0.0	0.0	0.0
440 Investment Outlays	518.8	1.8	1,089.0	3.6	885.4	2.3	885.4	2.1	885.4	2.1
441001 Equity Capital to Public Enterprises	-	-	66.5	0.2	-	-	-	-	-	-
441002 Capital Contribution to profit oriented public agencies	508.0	1.8	1,000.9	3.3	864.1	2.3	864.1	2.0	864.1	2.0
441003 Investment in Equity Shares	0.6	0.0	-	-	-	-	-	-	-	-
442001 Capital transfers abroad	10.3	0.0	21.6	0.1	21.3	0.1	21.3	0.0	21.3	0.0
720 Debt Amortization	1,632.2	5.8	1,375.6	4.5	1,883.7	5.0	3,017.7	7.1	6,163.5	14.4
721999 Short Term Domestic Loan Repayment-Other	-	-	247.6	0.8	343.4	0.9	343.4	0.8	343.4	0.8
723002 Long Term Dom. Loan Repayment-State Financial Institutions	474.2	1.7	76.9	0.3	351.2	0.9	817.3	1.9	83.2	0.2
723003 Long Term Domestic Loan Repayment-Individuals	51.7	0.2	55.5	0.2	55.5	0.1	57.2	0.1	58.9	0.1
725001 Long Term For. Loan Repayment-Multilateral	267.0	0.9	318.6	1.0	332.8	0.9	558.7	1.3	707.5	1.7
725002 Long Term For. Loan Repayment-Bilateral Government	524.0	1.9	348.3	1.1	417.5	1.1	511.0	1.2	388.2	0.9
725003 Long Term For. Loan Repayment-For. Commercial Institution	90.6	0.3	91.3	0.3	15.3	0.0	-	-	-	-
725004 Long Term For. Loan Repaymentt.-Foreign Individuals	224.7	0.8	237.4	0.8	367.9	1.0	730.1	1.7	4,582.3	10.7

	2018		2019		2020		2021		2022	
	Actuals		Revised				Approved			
	Mrf	%	Mrf	%			Mrf	%		
730 Loan Outlays	441.0	1.6	462.2	1.5	50.0	0.1	50.0	0.1	50.0	0.1
731001 New Domestic Lending - Stated Own Enterprises	176.5	0.6	372.2	1.2	-	-	-	-	-	-
731003 New Domestic Lending - Individuals	53.1	0.2	90.0	0.3	50.0	0.1	50.0	0.1	50.0	0.1
731999 Other New Domestic Lending	211.4	0.8	-	-	-	-	-	-	-	-

FUNCTIONAL CLASSIFICATION OF GOVERNMENT EXPENDITURE 2018-2022

(IN MVR)

	2018		2019		2020		2021		2022	
	Actuals		Revised				Approved			
	MVR	%	MVR	%	MVR	%	MVR	%	MVR	%
Total	28,165.3	100.0	30,459.8	100.0	37,871.3	100.0	42,749.5	100.0	42,657.2	100.0
General Public Services	1,160.6	4.1	1,378.4	4.5	3,240.0	8.6	3,122.6	7.3	3,152.9	7.4
Executive and legislative organs, financial and fiscal affairs, external affairs	983.4	3.5	1,197.9	3.9	3,049.9	8.1	2,984.3	7.0	3,019.0	7.1
General Services	177.2	0.6	180.6	0.6	190.1	0.5	138.3	0.3	133.9	0.3
Debt Services and Amortisation	3,072.5	10.9	3,022.4	9.9	3,727.4	9.8	5,150.4	12.0	8,332.7	19.5
Public Debt Transactions	1,632.2	5.8	1,375.6	4.5	1,883.7	5.0	3,017.7	7.1	6,163.5	14.4
Interest Payment and Debt Servicing	1,440.3	5.1	1,646.8	5.4	1,843.7	4.9	2,132.7	5.0	2,169.2	5.1
Defense	1,410.6	5.0	1,351.8	4.4	1,499.4	4.0	1,554.2	3.6	1,663.0	3.9
Military Defense	1,282.5	4.6	1,214.9	4.0	1,333.0	3.5	1,342.5	3.1	1,355.0	3.2
Civil Defense	128.2	0.5	136.9	0.4	166.4	0.4	211.7	0.5	308.0	0.7
Public Order & Safety	2,512.8	8.9	2,851.2	9.4	3,012.2	8.0	3,000.6	7.0	2,897.9	6.8
Police Services	1,573.0	5.6	1,749.4	5.7	1,809.7	4.8	1,761.3	4.1	1,740.0	4.1
Fire Protection	11.6	0.0	0.1	0.0	0.6	0.0	0.0	0.0	-	-
Law Courts	610.2	2.2	701.1	2.3	776.9	2.1	813.6	1.9	778.8	1.8
Prisons	318.0	1.1	400.7	1.3	425.0	1.1	425.7	1.0	379.0	0.9
Economic Affairs	5,906.2	21.0	7,237.4	23.8	7,954.7	21.0	9,703.9	22.7	8,003.3	18.8
General Economic, Commercial and Labor Affairs	1,848.5	6.6	4,177.7	13.7	4,114.0	10.9	3,705.5	8.7	3,844.1	9.0
Agriculture, Forestry, Fishing and Hunting	92.3	0.3	162.6	0.5	208.0	0.5	231.8	0.5	180.9	0.4
Fuel and Energy	13.5	0.0	243.3	0.8	279.4	0.7	24.8	0.1	3.7	0.0
Transport	3,868.0	13.7	2,554.3	8.4	3,272.7	8.6	5,658.8	13.2	3,890.5	9.1
Communication	83.8	0.3	99.5	0.3	80.5	0.2	83.0	0.2	84.1	0.2
Environmental Protection	1,253.4	4.5	1,104.4	3.6	1,790.1	4.7	2,930.6	6.9	1,733.3	4.1
Waste Management	97.8	0.3	138.6	0.5	214.7	0.6	387.4	0.9	600.9	1.4
Waste Water Management	937.5	3.3	783.0	2.6	1,053.1	2.8	1,592.0	3.7	672.4	1.6
Pollution abatement	5.6	0.0	4.6	0.0	21.2	0.1	16.8	0.0	16.0	0.0
Protection of Biodiversity and Landscape	85.9	0.3	112.0	0.4	361.6	1.0	792.1	1.9	304.4	0.7
Environmental Protection N.E.C	126.6	0.4	66.3	0.2	139.6	0.4	142.2	0.3	139.6	0.3
Housing and Community Amenities	893.3	3.2	1,551.0	5.1	3,128.9	8.3	3,263.7	7.6	3,656.5	8.6
Housing Development	37.3	0.1	312.1	1.0	1,025.1	2.7	866.2	2.0	1,388.8	3.3
Community Development	748.4	2.7	1,065.0	3.5	1,884.2	5.0	1,978.8	4.6	2,108.5	4.9
Water Supply	103.8	0.4	158.0	0.5	195.8	0.5	417.7	1.0	159.2	0.4
Street Lighting	3.8	0.0	13.0	0.0	10.5	0.0	-	-	-	-
Housing and Community Amenities N.E.C	-	-	2.9	0.0	13.3	0.0	1.0	0.0	-	-
Health	3,408.1	12.1	3,562.8	11.7	4,144.2	10.9	4,481.1	10.5	4,338.0	10.2
Hospital Services	3,096.3	11.0	2,780.6	9.1	3,558.8	9.4	3,917.8	9.2	3,770.0	8.8
Public Health Services	311.6	1.1	782.1	2.6	585.4	1.5	563.3	1.3	568.0	1.3
Health N.E.C	0.1	0.0	0.1	0.0	-	-	-	-	-	-
Recreation, Culture and Religion	855.0	3.0	716.6	2.4	918.8	2.4	694.0	1.6	559.9	1.3

	2018		2019		2020		2021		2022	
	Actuals		Revised				Approved			
	MVR	%	MVR	%	MVR	%	MVR	%	MVR	%
Recreational and Sporting Services	221.5	0.8	311.3	1.0	533.5	1.4	311.7	0.7	241.1	0.6
Cultural Services	21.9	0.1	40.7	0.1	56.3	0.1	65.3	0.2	54.4	0.1
Broadcasting and Publishing Services	6.9	0.0	7.7	0.0	8.1	0.0	8.2	0.0	8.3	0.0
Religious and Other Community Services	604.6	2.1	356.8	1.2	320.8	0.8	308.9	0.7	256.1	0.6
Education	3,208.0	11.4	3,647.7	12.0	4,464.5	11.8	4,774.0	11.2	4,295.0	10.1
Education N.E.C	2,507.3	8.9	2,847.5	9.3	3,314.9	8.8	3,487.9	8.2	3,048.7	7.1
Tertiary Education	700.8	2.5	800.2	2.6	1,149.6	3.0	1,286.2	3.0	1,246.3	2.9
Social Protection	4,484.8	15.9	4,036.0	13.3	3,991.2	10.5	4,074.4	9.5	4,024.6	9.4
Sickness and Disability	1,893.6	6.7	1,316.4	4.3	1,371.6	3.6	1,411.5	3.3	1,452.7	3.4
Old Age	1,280.3	4.5	1,301.5	4.3	1,320.0	3.5	1,320.0	3.1	1,320.0	3.1
Survivors	53.8	0.2	52.6	0.2	56.1	0.1	57.7	0.1	59.5	0.1
Family and Children	87.4	0.3	107.4	0.4	171.8	0.5	213.4	0.5	120.6	0.3
Social Protection N.E.C	1,169.7	4.2	1,258.1	4.1	1,071.7	2.8	1,071.8	2.5	1,071.9	2.5

ECONOMIC CLASSIFICATION OF DOMESTIC BUDGET 2018 - 2022

(IN MILLION MVR)

	2018		2019		2020		2021		2022	
	Actuals		Revised				Approved			
	Mrf	%	Mrf	%	Mrf	%	Mrf	%	Mrf	%
RECURRENT EXPENDITURE	17,908.2	76.8	20,611.3	77.9	22,084.4	66.1	22,524.8	62.1	22,909.2	62.2
CAPITAL EXPENDITURE	5,423.9	23.2	5,850.4	22.1	11,350.6	33.9	13,725.2	37.9	13,946.1	37.8
TOTAL BUDGET	23,332.2	100.0	26,461.7	100.0	33,435.1	100.0	36,250.0	100.0	36,855.3	100.0
RECURRENT EXPENDITURE	17,908.2	76.8	20,611.3	77.9	22,084.4	66.1	22,524.8	62.1	22,909.2	62.2
210 Personal Emoluments	7,612.5	32.6	8,231.6	31.1	8,699.0	26.0	8,688.8	24.0	8,688.8	23.6
213 Pensions, Retirement Benefits and Gratuities	1,500.0	6.4	1,538.6	5.8	1,562.3	4.7	1,562.0	4.3	1,562.0	4.2
221 Travel Expenses	152.0	0.7	207.6	0.8	235.9	0.7	233.4	0.6	237.8	0.6
222 Supplies and Requisites	618.9	2.7	700.6	2.6	725.0	2.2	739.1	2.0	759.7	2.1
223 Operational Services	1,679.8	7.2	2,014.6	7.6	2,174.7	6.5	2,068.3	5.7	2,107.8	5.7
224 Supplies and Requisites for Service Provision	688.6	3.0	1,035.7	3.9	897.7	2.7	919.4	2.5	940.5	2.6
225 Training	481.4	2.1	592.8	2.2	883.1	2.6	892.6	2.5	892.8	2.4
226 Repairs and Maintenance	203.2	0.9	483.9	1.8	386.4	1.2	400.6	1.1	408.3	1.1
227 Interest Payments	1,440.3	6.2	1,646.8	6.2	1,843.7	5.5	2,132.7	5.9	2,169.2	5.9
228 Grants, Contributions and Subsidies	3,407.4	14.6	3,105.5	11.7	4,573.6	13.7	4,784.8	13.2	5,039.0	13.7
281 Payments against losses and right-offs	124.0	0.5	1,053.6	4.0	103.1	0.3	103.2	0.3	103.2	0.3
CAPITAL EXPENDITURE	5,423.9	23.2	5,850.4	22.1	11,350.6	33.9	13,725.2	37.9	13,946.1	37.8
291 Development Projects	11.8	0.1	1.4	0.0	2.8	0.0	3.3	0.0	3.3	0.0
292 Budget Contingency	-	-	-	-	1,574.3	4.7	1,702.5	4.7	1,746.1	4.7
421 Land and Buildings	610.8	2.6	1,150.8	4.3	3,703.2	11.1	3,413.5	9.4	2,371.6	6.4
422 Infrastructure Assets	1,731.3	7.4	1,205.5	4.6	2,629.2	7.9	4,040.6	11.1	2,104.2	5.7
423 Capital Equipment	538.0	2.3	659.5	2.5	622.0	1.9	612.2	1.7	621.8	1.7
440 Investment Outlays	518.3	2.2	1,085.5	4.1	885.4	2.6	885.4	2.4	885.4	2.4
720 Debt Amortization	1,632.2	7.0	1,375.6	5.2	1,883.7	5.6	3,017.7	8.3	6,163.5	16.7
730 Loan Outlays	381.6	1.6	372.2	1.4	50.0	0.1	50.0	0.1	50.0	0.1
210 Personal Emoluments	7,612.5	32.6	8,231.6	31.1	8,699.0	26.0	8,688.8	24.0	8,688.8	23.6
211 Salaries and Wages	4,229.7	18.1	4,575.3	17.3	4,700.0	14.1	4,694.1	12.9	4,694.1	12.7
212 Allowances	3,382.8	14.5	3,656.3	13.8	3,999.0	12.0	3,994.7	11.0	3,994.7	10.8
211 Salaries and Wages	4,229.7	18.1	4,575.3	17.3	4,700.0	14.1	4,694.1	12.9	4,694.1	12.7
211001 Salaries and Wages	3,665.2	15.7	3,924.2	14.8	4,075.0	12.2	4,071.3	11.2	4,071.3	11.0
211002 Overtime Pay	564.6	2.4	651.2	2.5	625.0	1.9	622.8	1.7	622.8	1.7
212 Allowances to Employees	3,382.8	14.5	3,656.3	13.8	3,999.0	12.0	3,994.7	11.0	3,994.7	10.8
212002 Higher Education Allowance	25.1	0.1	33.6	0.1	34.9	0.1	34.9	0.1	34.9	0.1
212003 Technical Allowance	143.4	0.6	162.8	0.6	170.1	0.5	170.1	0.5	170.1	0.5
212004 Long-Term Allowance	82.9	0.4	97.6	0.4	98.8	0.3	98.8	0.3	98.8	0.3
212005 Ramazan Allowance	125.0	0.5	127.6	0.5	130.1	0.4	130.1	0.4	130.1	0.4
212006 Medical Allowance	0.0	0.0	0.0	0.0	0.0	0.0	0.0	0.0	0.0	0.0
212007 Domestic Market Allowance	-	-	-	-	0.1	0.0	0.1	0.0	0.1	0.0
212008 Salary Increment	1.3	0.0	0.9	0.0	7.5	0.0	7.5	0.0	7.5	0.0
212009 Special Allowance for The Post	67.4	0.3	76.2	0.3	85.7	0.3	85.7	0.2	85.7	0.2
212010 Food Allowance	152.1	0.7	159.9	0.6	183.4	0.5	183.4	0.5	183.4	0.5

	2018		2019		2020		2021		2022	
	Actuals		Revised				Approved			
	Mrf	%	Mrf	%	Mrf	%	Mrf	%	Mrf	%
212011 Committee Allowance	22.1	0.1	28.1	0.1	28.0	0.1	28.0	0.1	28.0	0.1
212012 Allowance for local non-residents	93.3	0.4	97.6	0.4	100.8	0.3	100.8	0.3	100.8	0.3
212013 Commuting Allowance for Local Non-Residents	15.5	0.1	20.0	0.1	21.3	0.1	21.3	0.1	21.3	0.1
212014 Dependants' Allowance	409.6	1.8	457.6	1.7	477.6	1.4	477.6	1.3	477.6	1.3
212015 Holiday Allowance	60.0	0.3	64.5	0.2	79.3	0.2	79.3	0.2	79.3	0.2
212016 Allowance for Work Other Than Assigned	0.9	0.0	0.9	0.0	1.0	0.0	1.0	0.0	1.0	0.0
212017 Annual Leave Cancellation Allowance	6.2	0.0	8.5	0.0	-	-	-	-	-	-
212018 Uniform Allowance	19.5	0.1	21.6	0.1	27.2	0.1	27.2	0.1	27.2	0.1
212019 Acting Allowance	5.5	0.0	5.2	0.0	3.2	0.0	3.2	0.0	3.2	0.0
212020 Religious Service Allowance	13.1	0.1	10.0	0.0	12.8	0.0	12.8	0.0	12.8	0.0
212021 Shift Duty Allowance	30.2	0.1	23.6	0.1	40.1	0.1	40.1	0.1	40.1	0.1
212022 Hardship Allowance	1.5	0.0	2.0	0.0	2.4	0.0	2.4	0.0	2.4	0.0
212023 Exclusive Job Allowance	437.7	1.9	470.3	1.8	526.3	1.6	526.3	1.5	526.3	1.4
212024 Phone Allowance	28.3	0.1	29.2	0.1	29.7	0.1	29.7	0.1	29.7	0.1
212025 Risk Allowance	156.3	0.7	135.5	0.5	150.1	0.4	150.1	0.4	150.1	0.4
212026 Clothing Allowance	1.6	0.0	2.6	0.0	2.5	0.0	2.5	0.0	2.5	0.0
212027 Service Allowance	1,249.3	5.4	1,369.3	5.2	1,505.0	4.5	1,500.6	4.1	1,500.6	4.1
212028 Accountable Officers' Allowance	3.2	0.0	0.4	0.0	0.7	0.0	0.7	0.0	0.7	0.0
212029 Scholarship and Fellowship Allowance-Overseas	6.8	0.0	6.3	0.0	22.0	0.1	22.0	0.1	22.0	0.1
212030 Scholarship and Fellowship Allowance-Local	0.0	0.0	-	-	1.9	0.0	1.9	0.0	1.9	0.0
212031 Supporting Core Allowance	151.6	0.6	161.5	0.6	139.4	0.4	139.4	0.4	139.4	0.4
212032 Technical Core Allowance	17.1	0.1	25.8	0.1	43.3	0.1	43.3	0.1	43.3	0.1
212999 Other Allowances	56.3	0.2	57.5	0.2	73.7	0.2	73.7	0.2	73.7	0.2
213 Pensions, Retirement Benefits and Gratuities	1,500.0	6.4	1,538.6	5.8	1,562.3	4.7	1,562.0	4.3	1,562.0	4.2
213001 Pensions	519.0	2.2	979.7	3.7	1,006.4	3.0	1,006.4	2.8	1,006.4	2.7
213002 Retirement Benefits and Gratuities	559.3	2.4	101.5	0.4	8.0	0.0	8.0	0.0	8.0	0.0
213003 Retirement benefits paid upon Retirement	26.7	0.1	24.9	0.1	64.1	0.2	64.1	0.2	64.1	0.2
213004 Monthly Payment to the Retired	177.4	0.8	197.7	0.7	243.7	0.7	243.7	0.7	243.7	0.7
213006 Contribution to the retirement pension scheme	217.6	0.9	234.9	0.9	240.0	0.7	239.8	0.7	239.8	0.7
221 Travel Expenses	152.0	0.7	207.6	0.8	235.9	0.7	233.4	0.6	237.8	0.6
221001 Travelling Expenses - Local Sea Travel	28.1	0.1	38.3	0.1	45.7	0.1	46.5	0.1	47.1	0.1
221002 Travelling Expenses - Local Land Travel	2.9	0.0	3.7	0.0	8.1	0.0	7.6	0.0	7.9	0.0
221003 Travelling Expenses - Local Air Travel	27.2	0.1	41.4	0.2	52.2	0.2	54.3	0.1	54.0	0.1
221004 Travelling Expenses - Overseas	60.9	0.3	85.2	0.3	84.1	0.3	77.3	0.2	79.7	0.2
221005 Travelling Expenses for Foreigners	26.7	0.1	31.2	0.1	39.6	0.1	40.8	0.1	42.0	0.1
221999 Other Travelling Expenses	6.3	0.0	7.7	0.0	6.2	0.0	6.9	0.0	7.1	0.0

	2018		2019		2020		2021		2022	
	Actuals		Revised				Approved			
	Mrf	%	Mrf	%	Mrf	%	Mrf	%	Mrf	%
222 Administrative Supplies	618.9	2.7	700.6	2.6	725.0	2.2	739.1	2.0	759.7	2.1
222001 Stationery and Office Requisites	65.1	0.3	72.5	0.3	76.7	0.2	76.6	0.2	78.9	0.2
222002 IT Related Materials	12.5	0.1	14.8	0.1	18.6	0.1	18.9	0.1	17.9	0.0
222003 Fuel and Lubricants	125.1	0.5	130.6	0.5	132.4	0.4	136.3	0.4	140.4	0.4
222004 Meals for Employees During Office Hours	329.0	1.4	346.9	1.3	359.8	1.1	368.1	1.0	379.2	1.0
222005 Electrical Items	9.3	0.0	13.5	0.1	15.1	0.0	15.5	0.0	16.0	0.0
222006 Spare Parts	15.5	0.1	25.4	0.1	24.3	0.1	25.0	0.1	25.7	0.1
222007 Materials for Uniforms	25.4	0.1	43.9	0.2	39.0	0.1	40.2	0.1	41.4	0.1
222008 Supplies for Office Cleaning	14.2	0.1	20.0	0.1	21.3	0.1	21.9	0.1	22.6	0.1
222009 Utensils and Accessories	1.0	0.0	2.7	0.0	4.0	0.0	4.1	0.0	4.3	0.0
222010 Office Decoration Materials	0.7	0.0	1.2	0.0	2.8	0.0	2.9	0.0	3.0	0.0
222011 Curtains, Table Cloths Etc	3.6	0.0	7.0	0.0	12.8	0.0	13.2	0.0	13.6	0.0
222999 Other Administrative Supplies	17.5	0.1	21.9	0.1	18.1	0.1	16.3	0.0	16.7	0.0
223 Administrative Services	1,679.8	7.2	2,014.6	7.6	2,174.7	6.5	2,068.3	5.7	2,107.8	5.7
223001 Telephone, Fax and Telex	71.1	0.3	74.5	0.3	70.5	0.2	72.0	0.2	74.1	0.2
223002 Electricity	447.6	1.9	595.5	2.3	456.7	1.4	469.3	1.3	482.8	1.3
223003 Water and Sanitation Services	102.8	0.4	104.3	0.4	92.4	0.3	94.6	0.3	97.4	0.3
223004 Leased Line and Internet	111.3	0.5	125.5	0.5	137.3	0.4	137.8	0.4	142.0	0.4
223005 Building rent and Land rent	87.3	0.4	122.1	0.5	130.9	0.4	132.5	0.4	136.2	0.4
223006 Hire Charges	0.7	0.0	1.1	0.0	1.7	0.0	1.6	0.0	1.7	0.0
223007 Security and Safeguarding Services	85.4	0.4	91.7	0.3	81.0	0.2	83.5	0.2	86.0	0.2
223008 Cleaning Services and Waste Disposal	59.5	0.3	57.4	0.2	48.0	0.1	49.3	0.1	50.8	0.1
223009 Postage and Message	1.4	0.0	2.0	0.0	2.6	0.0	2.7	0.0	2.7	0.0
223010 Announcements, Subscriptions and Advertisements	4.5	0.0	6.2	0.0	13.2	0.0	12.4	0.0	12.8	0.0
223011 Carriage and Conveyance	15.1	0.1	12.7	0.0	12.7	0.0	12.6	0.0	13.0	0.0
223012 Meeting or Seminar Related Expenses	23.5	0.1	27.7	0.1	34.5	0.1	33.2	0.1	34.0	0.1
223013 National Competitions and Ceremonies	39.4	0.2	22.6	0.1	29.7	0.1	31.2	0.1	32.1	0.1
223014 Social Development Programmes	45.1	0.2	63.0	0.2	102.4	0.3	105.2	0.3	102.4	0.3
223015 Examination Related Expenses	30.8	0.1	33.7	0.1	34.5	0.1	35.5	0.1	36.6	0.1
223016 Consultancy, Translation & Other Related Services	32.4	0.1	98.9	0.4	159.8	0.5	147.3	0.4	153.5	0.4
223017 Expenses on Foreign Dignitaries	17.7	0.1	21.9	0.1	18.5	0.1	18.1	0.0	18.6	0.1
223018 Visa, Workpermit Fees of Expatriate Staff	15.7	0.1	19.7	0.1	19.7	0.1	20.3	0.1	20.9	0.1
223019 Annual Fees to Government	6.7	0.0	11.3	0.0	11.3	0.0	11.6	0.0	12.0	0.0
223020 Printing Services	68.4	0.3	77.0	0.3	78.1	0.2	74.8	0.2	77.0	0.2
223021 Laundry Services	0.2	0.0	0.3	0.0	0.6	0.0	0.6	0.0	0.6	0.0
223022 Staff Medical Expenses	95.0	0.4	102.3	0.4	89.9	0.3	92.6	0.3	95.4	0.3
223023 Expenses on International & Local Fairs	51.4	0.2	119.8	0.5	166.4	0.5	177.9	0.5	178.1	0.5
223024 Bank Charges and Commission	19.2	0.1	20.0	0.1	16.7	0.0	16.8	0.0	17.0	0.0
223025 Insurance	35.0	0.1	45.3	0.2	45.0	0.1	45.9	0.1	47.1	0.1
223999 Other Administrative Services	212.6	0.9	158.0	0.6	320.7	1.0	189.1	0.5	183.1	0.5

	2018		2019		2020		2021		2022	
	Actuals		Revised				Approved			
	Mrf	%	Mrf	%	Mrf	%	Mrf	%	Mrf	%
224 Operational Consumables	688.6	3.0	1,035.7	3.9	897.7	2.7	919.4	2.5	940.5	2.6
224001 Medical Consumables	577.9	2.5	897.2	3.4	770.7	2.3	788.3	2.2	805.4	2.2
224011 Educational Consumables	14.4	0.1	16.0	0.1	17.5	0.1	18.4	0.1	19.0	0.1
224021 Provision of food to people under arrest and detention	81.1	0.3	106.4	0.4	85.8	0.3	88.4	0.2	91.1	0.2
224022 Other Material for People Under Arrest & Detention	12.8	0.1	13.2	0.0	14.6	0.0	15.0	0.0	15.4	0.0
224999 Other Operational Consumables	2.5	0.0	2.8	0.0	9.0	0.0	9.3	0.0	9.5	0.0
225 Training Expenses	481.4	2.1	592.8	2.2	883.1	2.6	892.6	2.5	892.8	2.4
225001 Scholarship and Fellowship Assistance	455.1	2.0	517.0	2.0	771.9	2.3	770.2	2.1	770.8	2.1
225002 Short Course Fees and Expenses - Overseas Training	5.8	0.0	17.5	0.1	25.4	0.1	24.4	0.1	25.0	0.1
225003 Workshops Related Expenses	4.6	0.0	10.8	0.0	15.7	0.0	15.4	0.0	12.7	0.0
225004 Course Fees and Related Expenses - Local Training	1.0	0.0	4.8	0.0	14.0	0.0	28.4	0.1	28.6	0.1
225005 Conducting Training Courses	14.3	0.1	36.4	0.1	43.0	0.1	39.6	0.1	40.4	0.1
225006 Staff training	0.7	0.0	6.3	0.0	13.2	0.0	14.6	0.0	15.3	0.0
226 Repairs and Maintenance	203.2	0.9	483.9	1.8	386.4	1.2	400.6	1.1	408.3	1.1
226001 Repairs - Residential Buildings	14.0	0.1	25.1	0.1	6.7	0.0	7.6	0.0	5.4	0.0
226002 Repairs - Non-Residential Buildings	90.4	0.4	276.8	1.0	146.1	0.4	146.2	0.4	149.2	0.4
226003 Repairs - Roads and Bridges	2.5	0.0	3.7	0.0	4.8	0.0	4.9	0.0	4.7	0.0
226004 Repairs - Airports	-	-	0.2	0.0	0.8	0.0	0.8	0.0	0.8	0.0
226005 Repairs - Wharves, Ports and Harbours	0.1	0.0	5.0	0.0	2.4	0.0	2.5	0.0	2.6	0.0
226006 Repairs - Water and Sanitation Systems	8.7	0.0	14.1	0.1	19.8	0.1	20.2	0.1	20.8	0.1
226007 Repairs - Electricity Systems	4.2	0.0	10.3	0.0	19.2	0.1	19.7	0.1	20.3	0.1
226008 Repairs - Other Infrastructure	1.3	0.0	22.7	0.1	5.1	0.0	13.2	0.0	13.3	0.0
226009 Repairs - Furniture and Fittings	1.9	0.0	3.9	0.0	7.8	0.0	8.0	0.0	8.3	0.0
226010 Repairs - Machinery and Equipment	22.4	0.1	33.3	0.1	48.6	0.1	50.0	0.1	51.5	0.1
226011 Repairs - Vehicular Equipment	0.8	0.0	4.8	0.0	1.0	0.0	1.1	0.0	1.1	0.0
226012 Repairs - Communication Infrastructure	0.6	0.0	6.1	0.0	9.1	0.0	9.4	0.0	9.7	0.0
226013 Repairs - Computer Software	14.6	0.1	20.2	0.1	23.6	0.1	24.0	0.1	24.8	0.1
226014 Repairs - IT-Related Hardware	1.6	0.0	6.5	0.0	12.6	0.0	12.6	0.0	13.0	0.0
226015 Repairs - Other Equipment	0.1	0.0	1.6	0.0	2.8	0.0	2.9	0.0	3.0	0.0
226016 Repairs - Motor Vehicles	12.2	0.1	20.4	0.1	34.7	0.1	35.0	0.1	36.1	0.1
226017 Repairs - Ships and Boats	27.9	0.1	29.3	0.1	41.2	0.1	42.4	0.1	43.7	0.1
227 Financing and Interest Costs	1,440.3	6.2	1,646.8	6.2	1,843.7	5.5	2,132.7	5.9	2,169.2	5.9
227001 Interest Payments to Government Agencies	172.1	0.7	147.0	0.6	145.6	0.4	143.4	0.4	141.5	0.4
227002 Interest Payments to Domestic Sources	18.2	0.1	1.6	0.0	1.6	0.0	1.4	0.0	1.2	0.0
227003 Interest Payments to Foreign Sources	505.2	2.2	630.8	2.4	826.0	2.5	1,112.6	3.1	1,146.0	3.1
227011 Discount on Treasury Bills	744.8	3.2	867.4	3.3	870.5	2.6	875.3	2.4	880.5	2.4
228 Grants, Contribution and Subsidies	3,407.4	14.6	3,105.5	11.7	4,573.6	13.7	4,784.8	13.2	5,039.0	13.7
228001 Subsidies	572.3	2.5	597.1	2.3	445.0	1.3	445.0	1.2	445.0	1.2
228002 Welfare Payments	0.0	0.0	0.1	0.0	0.1	0.0	0.1	0.0	0.1	0.0
228003 Grants to Private Parties	108.7	0.5	186.2	0.7	150.4	0.4	154.9	0.4	159.5	0.4
228004 Awards	9.7	0.0	12.4	0.0	11.3	0.0	12.1	0.0	12.5	0.0
228005 Indemnities and Relief Against Natural Calamities	4.3	0.0	11.9	0.0	3.7	0.0	3.8	0.0	3.9	0.0
228006 Subscriptions & Fees to Domestic Organisations	-	-	3.7	0.0	0.1	0.0	0.1	0.0	0.1	0.0

	2018		2019		2020		2021		2022	
	Actuals		Revised		Mrf	%	Approved		Mrf	%
	Mrf	%	Mrf	%			Mrf	%		
228007 Subscriptions and Fees to International Organisation	27.5	0.1	30.5	0.1	41.1	0.1	42.2	0.1	43.3	0.1
228009 Assistance to Associations and Social Organisations	81.8	0.4	93.2	0.4	101.1	0.3	105.8	0.3	108.4	0.3
228010 Assistance for Community Programs	46.4	0.2	55.9	0.2	3.0	0.0	3.1	0.0	3.2	0.0
228011 Electricity Subsidies	283.9	1.2	324.8	1.2	350.0	1.0	350.0	1.0	350.0	0.9
228013 Food Subsidies	311.2	1.3	258.6	1.0	254.3	0.8	254.3	0.7	254.3	0.7
228014 Single Parents Allowance	51.5	0.2	50.1	0.2	53.5	0.2	55.1	0.2	56.8	0.2
228015 Medical Treatment Support -Abroad	44.6	0.2	41.0	0.2	40.0	0.1	41.2	0.1	42.4	0.1
228016 Medical Treatment Support -Local	28.5	0.1	58.0	0.2	65.0	0.2	67.0	0.2	69.0	0.2
228017 Foster Parents Allowance	2.4	0.0	2.5	0.0	2.6	0.0	2.6	0.0	2.7	0.0
228018 Health Insurance Premium	1,591.0	6.8	1,001.8	3.8	950.8	2.8	979.3	2.7	1,008.7	2.7
228019 Disability Allowance	176.7	0.8	198.0	0.7	215.9	0.6	222.4	0.6	229.1	0.6
228022 Grants to Pre-schools	21.1	0.1	22.0	0.1	20.0	0.1	20.6	0.1	21.2	0.1
228023 Grants to Councils	31.4	0.1	-	-	1,615.0	4.8	1,767.3	4.9	1,963.7	5.3
228024 Therapeutic Service	-	-	6.0	0.0	36.0	0.1	37.1	0.1	38.2	0.1
228999 Other Grants, Contributions and Subsidies	14.6	0.1	151.5	0.6	214.8	0.6	220.8	0.6	227.0	0.6
281 Losses	124.0	0.5	1,053.6	4.0	103.1	0.3	103.2	0.3	103.2	0.3
281001 Losses from Government Agencies	2.6	0.0	986.6	3.7	100.0	0.3	100.0	0.3	100.0	0.3
281002 Losses from Private Parties	15.2	0.1	56.0	0.2	2.1	0.0	2.2	0.0	2.2	0.0
281003 Losses on Exchange Rates	6.1	0.0	11.0	0.0	0.0	0.0	0.0	0.0	0.0	0.0
281006 Loss on Sale of Government Land	-	-	-	-	1.0	0.0	1.0	0.0	1.0	0.0
281999 Other Losses	100.1	0.4	0.0	0.0	-	-	-	-	-	-
291 Capital Outlays	11.8	0.1	1.4	0.0	2.8	0.0	3.3	0.0	3.3	0.0
291001 Local Components for Foreign Assisted Projects	4.7	0.0	0.1	0.0	1.2	0.0	1.9	0.0	1.9	0.0
291003 Other Economic Development Expenditure from Government Budget	7.1	0.0	1.3	0.0	1.5	0.0	1.4	0.0	1.4	0.0
292 Budget Contingency and Provision	0.0	0.0	0.0	0.0	1,574.3	4.7	1,702.5	4.7	1,746.1	4.7
292101 Budget Contingency	-	-	-	-	1,574.3	4.7	1,702.5	4.7	1,746.1	4.7
421 Land and Buildings	610.8	2.6	1,150.8	4.3	3,703.2	11.1	3,413.5	9.4	2,371.6	6.4
421001 Land	129.8	0.6	527.2	2.0	1,261.5	3.8	747.8	2.1	109.2	0.3
421002 Residential Buildings	106.6	0.5	83.7	0.3	864.9	2.6	687.8	1.9	1,221.2	3.3
421003 Non-Residential Buildings	374.3	1.6	539.9	2.0	1,576.8	4.7	1,977.9	5.5	1,041.2	2.8
422 Infrastructure Assets	1,731.3	7.4	1,205.5	4.6	2,629.2	7.9	4,040.6	11.1	2,104.2	5.7
422001 Roads and Bridges	345.8	1.5	225.6	0.9	646.9	1.9	1,032.1	2.8	848.2	2.3
422002 Airports	221.1	0.9	256.3	1.0	167.7	0.5	237.6	0.7	235.9	0.6
422003 Wharves, Ports and Harbours	482.7	2.1	455.3	1.7	940.8	2.8	1,313.5	3.6	412.8	1.1
422004 Water and Sanitation Systems	380.0	1.6	61.9	0.2	323.1	1.0	1,074.4	3.0	278.9	0.8
422005 Electricity Systems	0.0	0.0	0.5	0.0	-	-	-	-	-	-
422999 Other Infrastructure	301.6	1.3	205.9	0.8	550.7	1.6	383.1	1.1	328.4	0.9
423 Capital Equipment	538.0	2.3	659.5	2.5	622.0	1.9	612.2	1.7	621.8	1.7
423001 Furniture and Fittings	24.8	0.1	61.2	0.2	63.3	0.2	64.2	0.2	65.8	0.2
423002 Machinery and Equipment	166.1	0.7	222.7	0.8	200.1	0.6	200.6	0.6	204.1	0.6
423003 Vehicular Equipment	1.5	0.0	0.2	0.0	-	-	-	-	-	-
423004 Tools, Instruments, Apparatus	23.9	0.1	19.0	0.1	8.4	0.0	8.7	0.0	8.9	0.0

	2018		2019		2020		2021		2022	
	Actuals		Revised				Approved			
	Mrf	%	Mrf	%	Mrf	%	Mrf	%	Mrf	%
423005 Reference Books and Exhibition Goods	0.1	0.0	2.7	0.0	12.2	0.0	21.6	0.1	21.7	0.1
423006 Communication Infrastructure	54.5	0.2	61.9	0.2	17.5	0.1	18.2	0.1	18.7	0.1
423007 Computer Software	33.3	0.1	45.8	0.2	103.8	0.3	83.0	0.2	84.3	0.2
423008 IT-Related Hardware	188.2	0.8	167.1	0.6	152.2	0.5	147.2	0.4	143.7	0.4
423999 Other Equipment	34.4	0.1	18.6	0.1	19.3	0.1	24.3	0.1	27.8	0.1
424001 Motor Vehicles	9.7	0.0	60.1	0.2	34.1	0.1	33.0	0.1	33.7	0.1
424002 Ships and Boats	1.4	0.0	0.1	0.0	10.8	0.0	10.6	0.0	12.8	0.0
424003 Aerospace Equipments	-	-	-	-	0.3	0.0	1.1	0.0	0.3	0.0
451012 Minor Extensions to Non-Residential Buildings	0.0	0.0	-	-	0.0	0.0	0.0	0.0	0.0	0.0
440 Investment Outlays	518.3	2.2	1,085.5	4.1	885.4	2.6	885.4	2.4	885.4	2.4
441001 Equity Capital to Public Enterprises	-	-	63.0	0.2	-	-	-	-	-	-
441002 Capital Contribution to profit oriented public agencies	508.0	2.2	1,000.9	3.8	864.1	2.6	864.1	2.4	864.1	2.3
442001 Capital transfers abroad	10.3	0.0	21.6	0.1	21.3	0.1	21.3	0.1	21.3	0.1
720 Debt Amortization	1,632.2	7.0	1,375.6	5.2	1,883.7	5.6	3,017.7	8.3	6,163.5	16.7
721999 Short Term Domestic Loan Repayment-Other	-	-	247.6	0.9	343.4	1.0	343.4	0.9	343.4	0.9
723002 Long Term Dom. Loan Repayment-State Financial Institutions	474.2	2.0	76.9	0.3	351.2	1.1	817.3	2.3	83.2	0.2
723003 Long Term Domestic Loan Repayment-Individuals	51.7	0.2	55.5	0.2	55.5	0.2	57.2	0.2	58.9	0.2
725001 Long Term For. Loan Repayment-Multilateral	267.0	1.1	318.6	1.2	332.8	1.0	558.7	1.5	707.5	1.9
725002 Long Term For. Loan Repayment-Bilateral Government	524.0	2.2	348.3	1.3	417.5	1.2	511.0	1.4	388.2	1.1
725003 Long Term For. Loan Repayment-For. Commercial Institution	90.6	0.4	91.3	0.3	15.3	0.0	-	-	-	-
725004 Long Term For. Loan Repaymentt.-Foreign Individuals	224.7	1.0	237.4	0.9	367.9	1.1	730.1	2.0	4,582.3	12.4
730 Loan Outlays	381.6	1.6	372.2	1.4	50.0	0.1	50.0	0.1	50.0	0.1
731001 New Domestic Lending - Stated Own Enterprises	176.5	0.8	372.2	1.4	-	-	-	-	-	-
731003 New Domestic Lending - Individuals	-	-	-	-	50.0	0.1	50.0	0.1	50.0	0.1
731999 Other New Domestic Lending	205.1	0.9	-	-	-	-	-	-	-	-

GOVERNMENT EXPENDITURE BY AGA 2018- 2022

(IN MVR)

	2018	2019	2020	2021	2022
	Actual	Revised	Approved		
Total	20,958,118,779	24,116,992,543	27,102,609,768	28,795,908,650	32,379,392,595
S01 Presidents Office	135,502,095	193,329,996	175,000,000	176,699,325	178,449,630
S02 People's Majlis	145,783,527	188,115,449	193,606,362	174,591,771	175,814,497
S04 Department of Judicial Administration	430,231,310	500,198,357	522,555,654	524,118,534	528,015,443
S03 Judicial Service Commission	10,543,199	13,180,112	17,643,119	17,576,684	17,662,758
S05 Elections Commission	113,016,732	105,969,820	82,788,500	26,909,944	27,332,185
S06 Civil Service Commission	19,974,997	23,979,400	28,000,000	26,687,288	26,880,195
S07 Human Rights Commission	22,796,721	22,671,567	24,100,000	24,367,679	24,561,299
S08 Anti-Corruption Commission	29,693,221	33,032,504	36,401,372	34,081,152	34,544,577
S09 Auditor Generals Office	45,002,744	58,849,932	64,906,741	65,473,156	66,056,564
S10 Prosecutor Generals Office	60,592,741	65,020,692	71,999,986	72,438,492	72,890,152
S11 Maldives Inland revenue Authority	96,329,922	89,974,116	120,561,200	104,321,268	105,032,535
S12 Employment Tribunal	6,751,591	7,866,125	9,300,000	9,406,589	9,516,379
S13 Maldives Media Council	4,186,558	5,110,222	5,200,000	5,247,681	5,296,792
S14 Maldives Broadcasting Commission	8,968,489	8,560,220	9,400,000	9,439,770	9,480,736
S15 Tax Appeal Tribunal	4,284,140	5,617,399	11,886,000	11,856,676	12,069,554
S16 Local Government Authority	23,782,766	35,431,187	35,062,000	31,769,576	32,390,581
S17 Information Commissioners Office	3,788,021	3,397,647	4,800,000	4,827,676	4,856,185
S18 National Integrity Commission	8,647,176	8,244,919	9,200,000	9,235,434	9,271,932
S44 Family Protection Authority	4,428,503	7,395,481	9,699,993	9,819,354	9,942,294
S35 Attorney Generals Office	26,796,700	31,606,437	31,859,997	33,478,487	33,687,825
S56 Maldives International Arbitration Centre	-	4,962,651	10,000,000	10,110,991	10,225,318
S20 Ministry of Finance	48,506,266	64,060,918	78,381,622	79,616,570	80,888,569
S37 Special Budget	5,456,961,022	6,994,344,102	7,860,894,116	9,314,846,469	12,541,428,308
S38 Pension Budget	1,280,278,034	1,301,496,018	1,320,000,000	1,320,000,000	1,320,000,000
S21 Ministry of Defense	12,540,553	12,668,816	17,202,472	14,887,110	14,976,836
S55 Aviation Security Command	114,880,407	121,978,813	138,350,113	138,562,920	138,782,114
S45 Maldives National Defense Force	1,188,979,524	1,204,826,247	1,328,401,293	1,341,515,878	1,355,023,901
S53 National Disaster Management Authority	5,203,600	9,746,246	7,400,000	7,410,345	7,524,002
S47 Maldives Immigration	140,875,417	172,011,096	183,499,995	186,668,145	190,233,032
S22 Ministry of Home Affairs	66,586,986	59,856,154	51,300,001	52,032,116	52,786,206
S39 Maldives Police Services	1,362,140,876	1,476,674,289	1,494,583,457	1,516,061,343	1,530,973,566
S46 Maldives Correctional Services	309,842,632	325,086,402	351,299,994	346,750,040	352,363,591
S40 Maldives Customs Services	192,772,352	204,135,773	216,717,288	216,922,701	218,882,671

	2018	2019	2020	2021	2022
	Actual	Revised		Approved	
S23 Ministry of Education	2,310,166,456	2,664,063,270	2,773,020,708	2,802,052,546	2,821,978,986
S48 Ministry of Higher Education	480,300,080	547,479,128	811,980,821	809,898,677	810,724,285
S24 Maldives Islamic University	31,366,789	41,625,841	45,906,017	45,324,939	46,031,713
S25 Maldives National University	156,512,443	195,124,901	193,106,393	194,607,892	196,154,499
S26 Ministry of Foreign Affairs	228,526,237	286,314,487	331,198,233	333,288,882	336,149,164
S27 Ministry of Health	1,450,191,693	2,018,964,070	2,282,847,736	2,272,534,141	2,286,612,266
S42 Male' Group of Hospitals	1,088,591,145	1,324,731,380	1,491,468,771	1,515,737,311	1,540,733,903
S41 National Social Protection Agency	1,914,109,269	1,375,985,340	1,390,800,001	1,432,064,434	1,474,566,799
S28 Ministry of Economic Development	30,034,298	61,664,639	181,990,930	206,065,269	207,533,661
S50 Ministry of Transport & Civil Aviation	74,463,272	110,688,697	152,400,506	170,141,995	171,288,739
S29 Ministry of Tourism	63,142,950	44,883,534	45,184,261	46,286,847	47,366,457
S30 Ministry of Youth, Sports and Community Empowerment	130,638,479	138,456,581	168,099,916	171,595,380	175,195,711
S52 Ministry of Arts, Culture and Heritage	34,762,675	54,821,347	66,150,451	67,907,631	68,749,947
S31 Ministry of National Planning and Infrastructure	321,368,793	263,777,339	279,879,264	292,282,936	290,085,662
S49 Ministry of Housing and Urban Development	205,090	68,932,115	65,092,028	50,510,974	42,120,369
S51 Ministry of Communication, Science and Technology	48,605,630	70,634,806	77,883,999	80,947,841	82,022,238
S32 Ministry of Fisheries, Marine Resources and Agriculture	56,296,170	74,354,781	83,237,352	86,395,141	88,602,526
S33 Ministry of Islamic Affairs	295,882,094	200,423,909	172,933,595	174,161,547	175,353,869
S34 Ministry of Environment	116,730,696	93,805,158	120,093,973	123,486,974	120,648,119
S36 Ministry Of Gender, Family and Social Services	172,292,543	205,473,529	232,322,484	235,593,364	235,941,585
S43 Councils	573,263,155	915,388,584	1,615,011,054	1,767,292,765	1,963,691,870

GOVERNMENT DOMESTIC EXPENDITURE BY OFFICES 2018- 2022

(IN MVR)

		2018	2019	2020	2021	2022
		Actuals	Revised	Approved		
Total		20,958,118,779	24,116,992,543	27,102,609,768	28,795,908,650	32,379,392,595
S01	Presidents Office	135,502,095	193,329,996	175,000,000	176,699,325	178,449,630
1001	Presidents Office	92,172,760	156,476,878	141,273,084	142,558,472	143,882,424
1003	Official Residence of the President	39,605,139	28,593,909	26,408,853	26,693,346	26,986,370
1005	Official Residence of the Vice President	3,724,196	8,259,209	7,318,063	7,447,507	7,580,836
S02	People's Majlis	145,783,527	188,115,449	193,606,362	174,591,771	175,814,497
1242	People's Majlis	145,783,527	188,115,449	193,606,362	174,591,771	175,814,497
S04	Department of Judicial Administration	430,231,310	500,198,357	522,555,654	524,118,534	528,015,443
1264	Department of Judicial Administration	50,021,997	69,017,873	87,828,777	87,287,488	88,543,287
1248	Supreme Court of the Maldives	22,009,538	33,772,273	34,040,184	33,819,417	34,065,830
1249	High Court	25,966,588	29,786,365	31,601,179	31,709,474	31,821,015
1251	Majistrate Courts	219,759,132	248,192,026	245,501,918	247,233,563	249,017,158
1252	Civil Court	35,897,465	38,598,190	41,138,146	41,340,224	41,548,369
1253	Criminal Court	28,591,094	31,151,497	31,106,777	31,220,768	31,338,182
1254	Family Court	27,310,626	26,125,149	26,810,666	26,886,934	26,965,492
1255	Juvenile Court	8,881,112	9,938,625	10,318,005	10,349,829	10,382,610
1486	Drug Court	11,793,758	13,616,359	14,210,002	14,270,837	14,333,500
S03	Judicial Service Commission	10,543,199	13,180,112	17,643,119	17,576,684	17,662,758
1247	Judicial Service Commission	10,543,199	13,180,112	17,643,119	17,576,684	17,662,758
S05	Elections Commission	113,016,732	105,969,820	82,788,500	26,909,944	27,332,185
1244	Elections Commission	113,016,732	105,969,820	82,788,500	26,909,944	27,332,185
S06	Civil Service Commission	19,974,997	23,979,400	28,000,000	26,687,288	26,880,195
1256	Civil Service Commission	19,974,997	23,979,400	28,000,000	26,687,288	26,880,195
S07	Human Rights Commission	22,796,721	22,671,567	24,100,000	24,367,679	24,561,299
1246	Human Rights Commission	22,796,721	22,671,567	24,100,000	24,367,679	24,561,299
S08	Anti-Corruption Commission	29,693,221	33,032,504	36,401,372	34,081,152	34,544,577
1245	Anti-Corruption Commission	29,693,221	33,032,504	36,401,372	34,081,152	34,544,577
S09	Auditor Generals Office	45,002,744	58,849,932	64,906,741	65,473,156	66,056,564
1243	Auditor General's Office	45,002,744	58,849,932	64,906,741	65,473,156	66,056,564
S10	Prosecutor Generals Office	60,592,741	65,020,692	71,999,986	72,438,492	72,890,152
1257	Prosecutor General's Office	60,592,741	65,020,692	71,999,986	72,438,492	72,890,152
S11	Maldives Inland revenue Authority	96,329,922	89,974,116	120,561,200	104,321,268	105,032,535
1009	Maldives Inland revenue Authority	96,329,922	89,974,116	120,561,200	104,321,268	105,032,535
S12	Employment Tribunal	6,751,591	7,866,125	9,300,000	9,406,589	9,516,379
1222	Employment Tribunal	6,751,591	7,866,125	9,300,000	9,406,589	9,516,379
S13	Maldives Media Council	4,186,558	5,110,222	5,200,000	5,247,681	5,296,792

		2018	2019	2020	2021	2022
		Actuals	Revised		Approved	
1270	Maldives Media Council	4,186,558	5,110,222	5,200,000	5,247,681	5,296,792
S14	Maldives Broadcasting Commission	8,968,489	8,560,220	9,400,000	9,439,770	9,480,736
1478	Maldives Broadcasting Commission	8,968,489	8,560,220	9,400,000	9,439,770	9,480,736
S15	Tax Appeal Tribunal	4,284,140	5,617,399	11,886,000	11,856,676	12,069,554
1275	Tax Appeal Tribunal	4,284,140	5,617,399	11,886,000	11,856,676	12,069,554
S16	Local Government Authority	23,782,766	35,431,187	35,062,000	31,769,576	32,390,581
1276	Local Government Authority	23,782,766	35,431,187	35,062,000	31,769,576	32,390,581
S17	Information Commissioners Office	3,788,021	3,397,647	4,800,000	4,827,676	4,856,185
1512	Information Commissioner's Office	3,788,021	3,397,647	4,800,000	4,827,676	4,856,185
S18	National Integrity Commission	8,647,176	8,244,919	9,200,000	9,235,434	9,271,932
1515	National Integrity Commission	8,647,176	8,244,919	9,200,000	9,235,434	9,271,932
S44	Family Protection Authority	4,428,503	7,395,481	9,699,993	9,819,354	9,942,294
1505	Family Protection Authority	4,428,503	7,395,481	9,699,993	9,819,354	9,942,294
S35	Attorney Generals Office	26,796,700	31,606,437	31,859,997	33,478,487	33,687,825
1144	Attorney General's Office	26,796,700	31,606,437	31,859,997	33,478,487	33,687,825
S56	Maldives International Arbitration Centre	-	4,962,651	10,000,000	10,110,991	10,225,318
1535	Maldives International Arbitration Centre	-	4,962,651	10,000,000	10,110,991	10,225,318
S20	Ministry of Finance	48,506,266	64,060,918	78,381,622	79,616,570	80,888,569
1272	Ministry of Finance	48,506,266	64,060,918	78,381,622	79,616,570	80,888,569
S37	Special Budget	5,456,961,022	6,994,344,102	7,860,894,116	9,314,846,469	12,541,428,308
1265	MOF / Special Budget	5,456,961,022	6,994,344,102	7,860,894,116	9,314,846,469	12,541,428,308
S38	Pension Budget	1,280,278,034	1,301,496,018	1,320,000,000	1,320,000,000	1,320,000,000
1007	MOFT / Pension Budget	1,280,278,034	1,301,496,018	1,320,000,000	1,320,000,000	1,320,000,000
S21	Ministry of Defense	12,540,553	12,668,816	17,202,472	14,887,110	14,976,836
1012	Ministry of Defence	12,402,246	12,457,649	16,859,190	14,533,530	14,612,647
1522	National Counterterrorism Centre	138,307	211,167	343,282	353,580	364,189
S55	Aviation Security Command	114,880,407	121,978,813	138,350,113	138,562,920	138,782,114
1498	Aviation Security Command	114,880,407	121,978,813	138,350,113	138,562,920	138,782,114
S45	Maldives National Defense Force	1,188,979,524	1,204,826,247	1,328,401,293	1,341,515,878	1,355,023,901
1013	Maldives National Defense Force	1,188,979,524	1,204,826,247	1,328,401,293	1,341,515,878	1,355,023,901
S53	National Disaster Management Authority	5,203,600	9,746,246	7,400,000	7,410,345	7,524,002
1014	National Disaster Management Authority	5,203,600	9,746,246	7,400,000	7,410,345	7,524,002
S47	Maldives Immigration	140,875,417	172,011,096	183,499,995	186,668,145	190,233,032
1029	Maldives Immigration	140,875,417	172,011,096	183,499,995	186,668,145	190,233,032
S22	Ministry of Home Affairs	66,586,986	59,856,154	51,300,001	52,032,116	52,786,206
1016	Ministry of Home Affairs	63,070,282	54,495,852	44,570,030	45,221,027	45,891,559
1057	Juvenile Justice Unit	3,516,704	5,360,302	6,729,971	6,811,089	6,894,647
S39	Maldives Police Services	1,362,140,876	1,476,674,289	1,494,583,457	1,516,061,343	1,530,973,566
1027	Maldives Police Service	1,362,140,876	1,476,674,289	1,494,583,457	1,516,061,343	1,530,973,566

		2018	2019	2020	2021	2022
		Actuals	Revised	Approved		
S46	Maldives Correctional Services	309,842,632	325,086,402	351,299,994	346,750,040	352,363,591
1025	Maldives Correctional Service	309,842,632	325,086,402	351,299,994	346,750,040	352,363,591
S40	Maldives Customs Services	192,772,352	204,135,773	216,717,288	216,922,701	218,882,671
1008	Maldives Customs Service	192,772,352	204,135,773	216,717,288	216,922,701	218,882,671
S23	Ministry of Education	2,310,166,456	2,664,063,270	2,773,020,708	2,802,052,546	2,821,978,986
1058	Ministry of Education	308,846,830	337,539,662	517,717,342	539,957,289	549,970,553
1060	Department of Public Examination	49,625,099	62,576,304	62,162,491	63,908,729	65,707,356
1500	National Institute of Education	20,053,186	20,955,580	21,686,436	21,878,562	22,076,454
1518	Quality Assurance Department	4,038,493	4,818,722	6,234,932	6,316,986	6,401,504
1065	Majeediyya School	27,317,265	33,945,345	29,481,402	29,585,884	29,693,505
1066	Dharumavantha school	20,507,658	21,451,277	20,375,497	20,441,214	20,508,906
1067	Aminiyya School	35,838,126	40,425,670	37,244,856	37,347,267	37,452,755
1261	Hiriya School	24,395,297	28,042,358	26,911,362	26,983,533	27,057,871
1068	Iskandaru School	34,910,791	38,946,939	36,992,770	37,099,221	37,208,870
1069	Centre For Higher Secondary Education	23,981,286	27,173,319	25,475,964	25,571,454	25,669,811
1070	Al- Madrasathul Arabiyyathul Islamiyya	26,389,830	27,865,905	27,328,413	27,485,925	27,648,164
1071	Jamaaludeen School	35,587,224	39,250,909	37,896,956	38,031,007	38,169,082
1072	Thaajudeen School	28,938,584	31,134,953	30,226,901	30,315,096	30,405,941
1073	Kalaafaanu School	27,669,029	31,573,568	29,388,833	29,469,384	29,552,355
1075	Muhiyudeen School	19,083,309	23,996,867	21,876,906	21,939,233	22,003,434
1076	Imaadudeen School	34,254,018	37,621,889	34,917,308	35,000,396	35,085,979
1077	Ghaazee school	29,910,093	35,046,074	34,643,813	34,752,445	34,864,342
1514	Rehendhi School	31,586,829	36,812,550	35,604,050	35,703,230	35,805,391
1526	Huravee School	-	24,168,497	23,959,338	24,053,318	24,150,117
1537	Izzudeen School	-	-	20,231,958	17,455,793	17,513,653
1079	Ha.Atoll Education Centre	15,293,180	17,255,634	17,033,996	17,093,750	17,155,300
1080	Hdh.Atoll Education Centre	20,605,338	23,115,388	22,921,079	22,979,458	23,039,593
1081	Sh.Atoll Education Centre	9,319,273	10,440,091	10,427,866	10,469,569	10,512,525
1082	N.Atoll Education Centre	10,182,038	10,573,252	10,406,973	10,449,202	10,492,704
1083	R.Atoll Education Centre	13,436,618	16,734,077	15,010,186	15,051,517	15,094,092
1084	B.Atoll Education Centre	19,448,576	22,453,618	21,870,944	21,950,021	22,031,477
1085	LH.Atoll Education Centre	12,998,755	15,394,261	14,105,632	14,173,207	14,242,812
1086	Adh.Atoll Education Centre	11,883,201	13,130,632	12,845,653	12,887,697	12,931,005
1087	F.Atoll Education Centre	13,692,144	15,316,292	15,812,333	15,857,309	15,903,636
1088	Dh.Atoll Education Centre	16,551,633	18,595,447	18,290,264	18,341,891	18,395,071
1089	TH.Atoll Education Centre	9,319,876	9,516,459	8,644,091	8,686,400	8,729,982
1090	L.Atoll Education Centre	13,652,871	16,851,088	15,145,571	15,186,457	15,228,571
1091	GA.Atoll Education Centre	14,648,138	16,329,287	15,952,844	15,995,799	16,040,047
1092	Gdh.Atoll Education Centre	11,442,382	15,987,555	14,275,705	14,318,625	14,362,833

		2018	2019	2020	2021	2022
		Actuals	Revised		Approved	
1093	Gn.Atoll Education Centre	13,307,127	15,887,746	14,213,153	14,252,851	14,293,744
1095	Ha.Atholhu Madharusaa	11,976,887	13,445,391	13,462,484	13,508,251	13,555,394
1096	Ihavandhoo School	16,612,152	19,654,584	19,183,461	19,231,536	19,281,059
1097	Madhurasathul Seikh Ibrahim	7,979,469	9,564,687	8,704,242	8,736,024	8,768,765
1098	Afeefudheen School	16,716,798	18,211,962	17,492,635	17,550,610	17,610,328
1099	Nolhivaram School	12,898,506	15,336,468	14,756,780	14,803,241	14,851,102
1100	Jalaaludeen School	13,577,772	14,621,119	14,095,618	14,149,143	14,204,277
1101	Sh.Atoll School	9,434,564	11,267,131	10,554,867	10,594,665	10,635,658
1102	Funadhoo School	12,947,423	14,734,390	14,774,529	14,833,296	14,893,834
1103	Milandhoo School	13,491,849	19,149,854	16,647,116	16,694,303	16,742,907
1104	Kendhikulhudhoo School	13,039,922	13,500,480	12,770,623	12,816,793	12,864,350
1105	Meyna School	12,734,134	13,584,116	13,094,874	13,142,105	13,190,760
1106	Ungoofaaroo School	11,656,111	12,490,132	11,923,821	11,966,766	12,011,002
1107	Alifushee School	12,406,485	13,129,551	12,857,777	12,896,627	12,936,646
1108	Maduvaree School	12,635,057	14,284,922	14,038,279	14,081,585	14,126,191
1109	Hulhudhufaaroo School	11,413,848	12,318,826	11,789,121	11,827,612	11,867,259
1110	Thulhaadhoo School	10,427,006	11,920,808	11,304,724	11,346,846	11,390,234
1111	Lh.Atoll School	9,719,154	10,678,264	10,231,051	10,269,772	10,309,653
1112	Madhurasathul Ifthithaah	17,846,114	21,150,446	19,459,929	19,520,983	19,583,873
1113	K.Atoll School	11,165,750	12,697,839	12,655,864	12,703,128	12,751,815
1114	Adh.Atoll School	10,175,576	12,755,475	11,254,729	11,298,333	11,343,249
1115	Qatharu Ameer School	13,451,548	15,825,211	15,649,904	15,699,586	15,750,761
1116	L.Maavashu School	10,937,256	11,252,789	10,637,662	10,682,954	10,729,611
1117	Aboobakuru School	10,508,438	11,820,796	10,666,272	10,709,028	10,753,070
1118	Hafiz Ahmed School	14,536,485	17,270,624	17,931,567	17,969,037	18,007,635
1119	Madhurasathul Sheikh Mohamed Jamaaluddin / Gn.Fuvu	12,153,047	17,196,187	16,724,715	16,769,296	16,815,219
1120	Hithadhoo School	21,875,403	23,271,668	21,092,931	21,161,211	21,231,544
1121	Sharafuddeen School	26,521,377	29,870,041	28,937,061	29,011,828	29,088,843
1122	Feydhoo School	15,151,800	17,199,677	16,102,696	16,143,894	16,186,331
1123	Addu High School	16,560,410	18,606,355	18,185,051	18,247,048	18,310,909
1504	Thinadhoo School	9,927,990	9,738,275	9,187,558	9,229,501	9,272,706
1501	Northern Education Unit	174,759,042	201,184,912	201,803,209	202,561,440	203,342,419
1502	Central Education Unit	172,672,522	201,129,346	182,727,710	183,538,363	184,373,335
1503	Southern Education Unit	156,336,935	179,673,899	173,877,343	174,556,253	175,255,529
1521	North Central Education Unit	183,557,226	208,192,830	205,210,322	205,850,396	206,509,670
1520	South Central Education Unit	233,648,303	271,264,013	250,404,837	251,169,046	251,956,182
1533	Department of Inclusive Education	-	5,142,987	15,515,528	15,792,327	16,077,431
S48	Ministry of Higher Education	480,300,080	547,479,128	811,980,821	809,898,677	810,724,285
1129	Ministry of Higher Education	460,975,633	523,260,824	776,064,530	775,164,061	775,580,729

		2018	2019	2020	2021	2022
		Actuals	Revised		Approved	
1142	Maldives Qualification Authority	2,926,921	3,321,959	8,297,817	6,779,085	6,840,851
1482	Technical and Vocational Education Training Authority	4,073,890	3,505,772	6,495,287	6,606,526	6,721,105
1263	Maldives Polytechnic	12,323,636	17,390,573	21,123,187	21,349,005	21,581,600
S24	Maldives Islamic University	31,366,789	41,625,841	45,906,017	45,324,939	46,031,713
1141	Maldives Islamic University	31,366,789	41,625,841	45,906,017	45,324,939	46,031,713
S25	Maldives National University	156,512,443	195,124,901	193,106,393	194,607,892	196,154,499
1130	Maldives National University	25,441,874	34,191,749	32,757,483	33,051,188	33,353,710
1131	Faculty of Education	16,487,056	19,717,933	19,537,612	19,604,722	19,673,848
1132	Faculty of Health Sciences	10,126,464	11,936,966	11,734,683	11,788,425	11,843,784
1133	Faculty of Management & Computing	12,254,955	15,182,179	11,645,476	11,710,231	11,776,933
1134	Faculty of Engineering Technology	12,033,985	12,911,017	12,339,633	12,401,388	12,465,001
1135	Faculty of Hospitality and Tourism Studies	13,904,278	11,760,233	12,175,708	12,295,633	12,419,159
1136	Centre for Maritime Studies	2,577,993	3,757,026	4,026,540	4,066,620	4,107,908
1137	Centre for Open Learning	7,082,794	4,153,038	3,852,497	3,874,592	3,897,354
1138	Faculty of Sharee'a and Law	474,065	-	-	-	-
1139	Atoll Campuses	12,381,046	15,879,923	15,459,087	15,673,977	15,895,319
1140	Faculty of Arts	5,966,606	7,290,654	7,012,513	7,056,568	7,101,948
1484	Faculty of Islamic Studies	14,953,170	17,807,278	16,057,679	16,160,639	16,266,691
1499	Faculty of Science	439,819	-	-	-	-
1266	National law Library	5,441,833	6,918,982	6,042,437	6,136,967	6,234,338
1523	School of Nursing	8,333,199	10,703,272	10,066,295	10,125,041	10,185,552
1524	Centre for Foundation Studies	5,087,745	7,245,962	5,370,235	5,402,845	5,436,437
1527	School of Medicine	3,525,561	15,668,689	25,028,515	25,259,056	25,496,517
S26	Ministry of Foreign Affairs	228,526,237	286,314,487	331,198,233	333,288,882	336,149,164
1147	Ministry of Foreign Affairs	75,728,643	72,022,569	67,278,503	68,716,168	69,945,951
1148	Embassy of the Republic of Maldives in Dhaka, Bangladesh	4,025,802	4,481,967	6,273,219	6,319,968	6,368,122
1149	Embassy of the Republic of Maldives in Colombo, Sri Lanka	17,809,422	21,184,722	26,001,403	26,094,546	26,190,486
1150	Permanent Mission of Maldives to the United Nations	14,667,292	18,083,371	18,502,772	18,648,622	18,798,849
1151	Embassy of the Republic of Maldives in London, United Kingdom	3,825,949	10,249,723	10,356,405	10,409,357	10,463,897
1152	Embassy of the Republic of Maldives in New Delhi, India	9,840,678	11,485,770	12,794,464	12,904,380	13,017,595
1153	Consulate of the Republic of Maldives in Thiruvananthapuram, India	4,273,682	3,572,241	8,577,428	8,641,672	8,707,843
1154	Embassy of the Republic of Maldives in Kuala Lumpur, Malaysia	15,309,325	29,554,777	32,126,107	32,268,504	32,415,176
1155	Embassy of the Republic of Maldives in Japan	10,033,794	10,538,890	13,411,188	13,497,555	13,586,517
1157	Embassy of the Republic of Maldives in Beijing, China	12,347,924	9,186,418	10,257,662	10,309,651	10,363,202
1158	Embassy of the Republic of Maldives in Riyadh, Saudi Arabia	10,009,265	11,062,696	11,788,432	11,861,990	11,937,756
1159	Permanent Mission of Maldives to the United Nations, Geneva	11,670,781	18,274,540	16,807,085	16,894,699	16,984,941
1160	Embassy of the Republic of Maldives in Islamabad, Pakistan	4,167,823	4,879,314	7,066,628	7,117,171	7,169,234
1161	Maldives Mission to the European Union, Brussels, Belgium	10,238,837	14,336,153	8,770,839	8,848,772	8,929,042
1162	Embassy of Republic of Maldives in Singapore	4,661,151	6,804,015	12,793,743	12,892,557	12,994,336

		2018	2019	2020	2021	2022
		Actuals	Revised		Approved	
1274	Embassy of the Republic of Maldives in Abu Dhabi, United Arab Emirates	6,994,891	9,030,684	10,385,211	10,454,747	10,526,368
1519	Embassy of the Republic of Maldives in Berlin, Germany	8,364,049	16,630,899	14,370,483	14,443,527	14,518,764
1525	Embassy of the Republic of Maldives in Thailand	4,556,929	9,285,825	22,111,592	22,156,982	22,203,738
1536	Consulate of the Republic of Maldives in Jeddah, KSA	-	5,649,913	11,615,361	11,717,900	11,823,515
1538	Embassy of the Republic of Maldives in Moscow, Russia	-	-	9,909,708	9,090,114	9,203,832
S27	Ministry of Health	1,450,191,693	2,018,964,070	2,282,847,736	2,272,534,141	2,286,612,266
1163	Ministry of Health	236,566,513	696,624,191	489,278,509	468,728,536	472,263,155
1164	Health Protection Agency	21,310,407	24,907,028	33,485,515	33,937,585	34,403,218
1191	Maldives Food & Drug Authority	19,361,648	23,314,734	26,611,302	26,783,650	26,961,170
1507	Maldives Blood Service	22,953,797	21,530,408	26,695,112	27,190,677	27,701,113
1167	HD. Regional Hospital	101,145,479	110,344,475	168,242,950	168,888,307	169,553,024
1168	R. Regional Hospital	99,617,742	101,244,176	168,832,163	169,485,257	170,157,944
1170	M. Regional Hospital	40,733,670	43,442,412	51,075,391	51,410,703	51,756,072
1171	GDH. Regional Hospital	77,209,259	96,838,517	159,581,800	160,510,727	161,467,525
1172	L. Regional Hospital	78,287,040	81,736,278	152,922,711	153,507,751	154,110,344
1169	S. Regional Hospital	77,512,700	88,720,437	201,264,928	203,123,033	205,036,884
1173	HA. Atoll Hospital	69,785,654	76,424,537	83,319,374	83,656,240	84,003,210
1174	SH. Atoll Hospital	65,687,019	73,926,661	81,642,706	81,969,088	82,305,265
1175	N. Atoll Hospital	56,151,641	59,583,348	67,089,515	67,368,362	67,655,580
1176	B. Atoll Hospital	56,213,051	58,292,235	66,369,893	66,704,007	67,048,149
1177	LH. Atoll Hospital	42,165,063	45,143,721	52,734,805	53,004,823	53,282,948
1497	K. Atoll Health Services	44,914,113	45,530,855	48,488,659	48,654,118	48,824,543
1178	AA. Atoll Hospital	36,304,317	39,542,190	45,061,314	45,350,030	45,647,408
1179	ADH. Atoll Hospital	48,835,395	50,083,405	55,579,648	55,825,078	56,077,874
1180	V. Atoll Hospital	16,534,558	18,871,091	22,372,886	22,543,795	22,719,831
1181	F. Atoll Hospital	35,425,985	38,382,970	42,323,831	42,567,631	42,818,746
1182	DH. Atoll Hospital	43,753,221	44,517,661	51,308,400	51,659,619	52,021,375
1183	TH. Atoll Hospital	66,284,018	72,213,614	75,037,861	75,413,809	75,801,036
1184	GA. Atoll Hospital	59,645,587	68,947,408	67,261,885	67,658,336	68,066,680
1185	Gn. Atoll Hospital	28,655,783	32,812,568	39,317,204	39,620,205	39,932,294
1186	Dhamanaveshi	5,138,033	5,989,150	6,949,374	6,972,774	6,996,878
S42	Male' Group of Hospitals	1,088,591,145	1,324,731,380	1,491,468,771	1,515,737,311	1,540,733,903
1166	Indira Gandhi Memorial Hospital	893,072,187	957,460,268	886,903,912	899,091,864	911,645,452
1187	Villingili Hospital	20,588,821	21,785,950	44,730,850	45,298,494	45,883,169
1528	Dharumavantha Hospital	-	94,698,182	229,071,877	235,944,035	243,022,356
1188	Hulhumale Hospital	174,930,137	250,786,980	330,762,132	335,402,918	340,182,926
S41	National Social Protection Agency	1,914,109,269	1,375,985,340	1,390,800,001	1,432,064,434	1,474,566,799
1250	National Social Protection Agency	1,914,109,269	1,375,985,340	1,390,800,001	1,432,064,434	1,474,566,799
S28	Ministry of Economic Development	30,034,298	61,664,639	181,990,930	206,065,269	207,533,661

		2018	2019	2020	2021	2022
		Actuals	Revised		Approved	
1202	Ministry of Economic Development	20,456,440	50,774,700	166,090,106	189,878,458	191,052,280
1517	Special Economic Zones Maldives	786,020	1,947,164	1,568,600	1,592,870	1,617,870
1511	Labour Relations Authority	8,791,838	8,942,775	14,332,224	14,593,941	14,863,511
S50	Ministry of Transport & Civil Aviation	74,463,272	110,688,697	152,400,506	170,141,995	171,288,739
1530	Ministry of Transport & Civil Aviation	30,800	9,023,815	22,814,209	38,940,625	38,423,838
1226	Regional Airports	60,510,307	78,349,709	114,586,304	116,044,243	117,545,923
1232	Transport Authority	13,922,165	23,315,173	14,999,993	15,157,127	15,318,978
S29	Ministry of Tourism	63,142,950	44,883,534	45,184,261	46,286,847	47,366,457
1204	Ministry of Tourism	63,142,950	44,883,534	45,184,261	46,286,847	47,366,457
S30	Ministry of Youth, Sports and Community Empowerment	130,638,479	138,456,581	168,099,916	171,595,380	175,195,711
1215	Ministry of Youth, Sports & Community Empowerment	130,638,479	138,456,581	168,099,916	171,595,380	175,195,711
S52	Ministry of Arts, Culture and Heritage	34,762,675	54,821,347	66,150,451	67,907,631	68,749,947
1532	Ministry of Arts, Culture and Heritage	30,800	11,224,125	19,197,039	19,609,071	19,930,469
1271	Department of Heritage	9,036,410	17,240,454	16,436,076	17,307,710	17,472,744
1269	Dhivehi Bahuge Academy	7,920,062	7,934,244	10,137,775	10,433,969	10,607,212
1210	National Library	6,312,920	5,971,546	6,977,505	7,022,281	7,068,398
1211	National Centre for the Arts	5,416,868	6,054,184	5,649,384	5,708,323	5,769,032
1213	National Bureau of Classification	2,467,129	2,462,352	2,937,338	2,956,494	2,976,226
1506	National Archives	3,578,486	3,934,442	4,815,334	4,869,783	4,925,866
S31	Ministry of National Planning and Infrastructure	321,368,793	263,777,339	279,879,264	292,282,936	290,085,662
1224	Ministry of National Planning and Infrastructure	198,993,944	227,062,799	215,613,255	216,006,323	217,341,881
1483	Maldives Land and Survey Authority	4,929,596	8,353,565	15,337,605	21,957,189	23,021,603
1496	Public works Services	94,583,577	355,491	-	-	-
1011	National Bureau of Statistics	10,912,989	12,758,154	33,928,405	39,097,285	34,271,231
1026	Department of National Registrations	11,948,687	15,247,330	14,999,999	15,222,139	15,450,947
S49	Ministry of Housing and Urban Development	205,090	68,932,115	65,092,028	50,510,974	42,120,369
1529	Ministry of Housing & Urban Development	205,090	68,932,115	65,092,028	50,510,974	42,120,369
S51	Ministry of Communication, Science and Technology	48,605,630	70,634,806	77,883,999	80,947,841	82,022,238
1531	Ministry of Communication, Science and Technology	166,445	17,112,762	21,500,000	22,562,106	23,347,215
1238	National Centre For Information Technology	43,170,957	47,473,210	50,083,999	52,037,312	52,276,724
1239	Communications Authority of Maldives	5,268,228	6,048,834	6,300,000	6,348,423	6,398,299
S32	Ministry of Fisheries, Marine Resources and Agriculture	56,296,170	74,354,781	83,237,352	86,395,141	88,602,526
1233	Ministry of Fisheries, Marine Resources and Agriculture	56,296,170	74,354,781	83,237,352	86,395,141	88,602,526
S33	Ministry of Islamic Affairs	295,882,094	200,423,909	172,933,595	174,161,547	175,353,869
1240	Ministry of Islamic Affairs	288,870,596	188,162,719	162,971,043	164,136,609	165,264,673
1241	Center for the Holy Quran	7,011,498	7,488,830	7,453,673	7,507,079	7,562,090
1534	Islamee Fathuvadhey Majilis	-	4,772,360	2,508,879	2,517,859	2,527,106
S34	Ministry of Environment	116,730,696	93,805,158	120,093,973	123,486,974	120,648,119
1229	Ministry of Environment	76,276,027	47,709,178	61,304,162	64,072,874	61,324,900

		2018	2019	2020	2021	2022
		Actuals	Revised		Approved	
1228	Maldives Meteorological Service	29,032,324	33,172,415	40,362,437	40,561,819	40,321,681
1230	Maldives energy Authority	1,622,925	1,849,204	3,441,668	3,468,744	3,496,632
1231	Environmental Protection Agency	9,799,420	11,074,361	14,985,706	15,383,537	15,504,906
S36	Ministry Of Gender, Family and Social Services	172,292,543	205,473,529	232,322,484	235,593,364	235,941,585
1510	Ministry Of Gender, Family and Social Services	22,742,734	23,986,088	34,495,081	34,571,106	34,767,975
1196	Family & Children Service Centre	22,424,737	25,393,544	29,048,667	30,588,782	28,417,753
1197	Kudakudhinge Hiya	14,179,195	18,796,210	18,610,533	18,192,873	18,380,683
1516	Fiyavathi	9,828,617	19,264,213	18,037,975	18,225,530	18,418,714
1078	Thaulemaa Masakkaiky ugannaidhey Kudakudhinge Mar	2,726,684	2,164,845	-	-	-
1192	National Drug Agency	66,892,638	81,364,781	95,000,000	96,492,949	98,030,682
1194	Khaassa Eheeah Beynunvaa Meehun thibey Marukaz	33,497,938	34,503,848	37,130,228	37,522,124	37,925,778
S43	Councils	573,263,155	915,388,584	1,615,011,054	1,767,292,765	1,963,691,870
1477	Male' City Council	17,111,300	130,219,990	140,850,924	154,131,960	171,260,633
1476	Fuvamulaku City Council	6,727,475	35,176,980	44,344,034	48,525,296	53,917,909
1277	Addu City Council	18,294,568	57,455,551	73,206,810	80,109,585	89,012,157
1281	HA. Atoll Council	6,582,395	6,981,394	8,477,115	9,276,435	10,307,324
1280	HA. Utheemu Council	2,391,005	3,054,738	4,949,944	5,309,489	5,899,532
1282	HA. Thuraakunu Council	2,184,806	2,493,637	4,747,201	4,816,072	5,351,281
1283	HA. Uligamu Council	2,045,070	2,676,297	5,530,735	5,174,725	5,749,792
1284	HA. Mulhadhoo Council	1,751,147	2,841,037	5,336,421	4,508,846	5,009,914
1285	HA. Hoarafushee Council	4,515,133	6,255,054	10,853,169	12,143,445	13,492,945
1286	HA. Ihavandhoo Council	3,441,293	5,834,984	14,199,408	15,799,122	17,554,877
1287	HA. Kelaa Council	2,518,672	3,814,711	9,547,566	9,769,562	10,855,253
1288	HA. Vashafaru Council	1,915,171	2,781,722	4,021,587	4,351,238	4,834,791
1289	HA. Dhidhdhoo Council	3,779,188	5,705,392	15,037,521	16,728,809	18,587,880
1290	HA. Filladhoo Council	1,892,965	2,376,013	8,544,233	7,551,401	8,390,587
1291	HA. Maarandhoo Council	2,383,369	3,225,431	5,498,681	6,042,115	6,713,574
1292	HA. Thakandhoo Council	1,503,324	2,113,337	4,100,604	4,151,806	4,613,196
1293	HA. Muraidhoo Council	1,727,014	2,125,611	4,481,017	4,707,302	5,230,424
1294	HA. Baarashu Council	2,589,058	3,425,046	10,244,526	10,643,889	11,826,743
1295	HDh. Atoll Council	6,445,650	6,798,949	9,519,973	10,417,625	11,575,335
1296	HDh. Hanimaadhoo Council	2,716,779	3,032,270	12,199,874	13,338,686	14,821,013
1297	HDh. Finey Council	1,271,756	1,663,195	4,825,519	4,751,886	5,279,963
1298	HDh. Naivaadhoo Council	1,763,507	2,149,073	4,148,784	4,407,171	4,896,940
1299	HDh. Hirimaradhoo Council	1,908,365	2,491,799	3,646,778	3,787,197	4,208,068
1300	HDh. Nohivaranfaru Council	2,849,637	3,553,021	8,208,582	8,795,008	9,772,396
1301	HDh. Nellaidhoo Council	2,243,794	3,319,408	5,802,722	6,534,275	7,260,428
1302	HDh. Nohivaramu Council	2,834,717	3,820,090	11,455,532	13,568,620	15,076,499
1303	HDh. Kurinbee Council	1,868,262	2,382,055	4,403,487	4,670,561	5,189,601

		2018	2019	2020	2021	2022
		Actuals	Revised	Approved		
1304	HDh. Kulhudhuffushee Council	5,880,218	10,275,591	42,943,271	48,052,030	53,392,049
1305	HDh. Kumundhoo Council	2,520,231	3,152,630	7,685,744	8,007,906	8,897,824
1306	HDh. Neykurendhoo Council	2,260,882	2,937,223	7,252,836	7,257,094	8,063,574
1307	HDh. Vaikaradhoo Council	3,266,623	4,354,303	6,425,777	6,915,420	7,683,930
1308	HDh. Makunudhoo Council	2,528,069	3,554,133	8,245,976	9,269,197	10,299,282
1309	Sh. Atoll Council	5,969,619	6,220,513	8,985,063	9,832,278	10,924,938
1310	Sh. Kanditheemu Council	2,784,708	3,587,822	7,845,054	8,984,435	9,982,874
1311	Sh. Noomaraa Council	1,448,784	1,600,745	3,904,561	4,133,883	4,593,281
1312	Sh. Goidhoo Council	1,952,355	2,452,227	6,250,786	6,115,640	6,795,271
1313	Sh. Feydhoo Council	2,273,658	2,601,508	6,473,347	6,949,138	7,721,396
1314	Sh. Feevaku Council	1,926,803	2,907,837	5,613,710	6,014,970	6,683,413
1315	Sh. Bileiyfahee Council	2,269,022	2,719,101	4,718,459	5,054,321	5,616,008
1316	Sh. Foakaidhoo Council	2,696,894	3,439,844	8,404,712	9,411,636	10,457,550
1317	Sh. Narudhoo Council	2,394,468	2,897,641	4,560,455	4,864,773	5,405,395
1318	Sh. Maroshee Council	2,247,525	2,768,079	4,734,703	4,853,246	5,392,586
1319	Sh. Lhaimagu Council	1,827,664	2,428,224	4,639,313	5,171,133	5,745,800
1320	Sh. Komandoo Council	2,328,249	3,081,886	6,847,195	7,676,334	8,529,405
1321	Sh. Maaungoodhoo Council	2,039,327	2,939,481	5,414,386	6,095,960	6,773,404
1322	Sh. Funadhoo Council	3,228,964	3,883,731	12,600,003	14,093,261	15,659,444
1323	Sh. Milandhoo Council	3,030,112	4,773,805	11,383,817	12,749,779	14,166,661
1324	N. Atoll Council	4,656,832	4,652,564	7,292,249	7,979,845	8,866,645
1325	N. Henbadhoo Council	1,636,704	2,447,946	4,008,448	4,557,493	5,063,966
1326	N. Kendhikulhudhoo Council	2,747,993	3,460,892	9,800,127	10,753,150	11,948,146
1327	N. Maalhendhoo Council	1,835,529	2,372,893	4,692,653	5,299,886	5,888,862
1328	N. Kudafaree Council	1,966,811	2,363,647	3,707,737	4,126,547	4,585,130
1329	N. Landhoo Council	2,723,229	3,275,957	5,184,475	5,820,248	6,467,052
1330	N. Maafaru Council	2,139,843	2,951,568	5,808,488	6,321,574	7,024,090
1331	N. Lhohee Council	1,532,356	2,610,756	4,222,250	4,937,420	5,486,115
1332	N. Miladhoo Council	2,537,893	3,198,725	5,404,420	6,073,213	6,748,129
1333	N. Magoodhoo Council	1,607,494	1,776,733	3,066,490	3,156,021	3,506,750
1334	N. Manadhoo Council	2,751,873	3,686,269	8,340,077	9,345,431	10,383,988
1335	N. Holhudhoo Council	2,634,478	3,766,592	8,911,317	9,931,088	11,034,729
1336	N. Fodhdhoo Council	1,653,240	1,533,896	3,098,684	3,120,484	3,467,263
1337	N. Velidhoo Council	3,742,849	5,027,372	10,073,713	11,234,285	12,482,750
1338	R. Atoll Council	6,481,651	6,098,031	8,765,383	9,591,884	10,657,829
1339	R. Alifushee Council	2,891,749	4,541,527	10,033,093	11,236,580	12,485,300
1340	R. Vaadhoo Council	1,886,198	2,457,026	4,345,749	4,417,517	4,908,436
1341	R. Rasgetheemu Council	2,042,053	2,759,674	4,176,541	4,660,801	5,178,755
1342	R. Angolhitheemu Council	2,161,743	2,566,016	4,135,793	4,248,440	4,720,569

		2018	2019	2020	2021	2022
		Actuals	Revised		Approved	
1343	R. Hulhudhuffaar Council	2,601,861	3,343,338	7,313,623	8,219,763	9,133,225
1344	R. Ungoofaar Council	7,935,352	3,815,652	8,393,001	9,369,305	10,410,515
1345	R. Dhuvaafaru Council	3,211,683	3,833,763	15,666,287	17,342,061	19,269,283
1346	R. Maakurathu Council	2,373,667	2,912,197	5,127,221	5,758,770	6,398,742
1347	R. Rasmaadhoo Council	2,006,367	2,357,568	4,098,675	4,612,747	5,125,361
1348	R. Innamaadhoo Council	1,763,790	2,344,830	3,815,295	4,313,644	4,793,019
1349	R. Maduhvaree Council	2,670,508	3,237,233	8,511,249	9,507,140	10,563,667
1350	R. Inguraidhoo Council	2,584,740	3,334,922	7,262,827	8,140,210	9,044,831
1351	R. Meedhoo Council	2,700,700	3,616,877	10,075,112	11,245,926	12,495,685
1352	R. Fainu Council	1,802,136	2,308,355	4,241,251	4,091,817	4,546,540
1353	R. Kinolhahu Council	1,984,564	2,720,913	4,811,462	4,875,124	5,416,896
1354	B. Atoll Council	4,996,433	6,140,282	7,120,839	7,792,273	8,658,227
1355	B. Kudarikilu Council	2,100,959	2,368,477	3,872,160	4,226,753	4,696,472
1356	B. Kamadhoo Council	1,603,061	1,997,774	3,281,536	3,677,359	4,086,024
1357	B. Kendhoo Council	2,543,580	3,159,799	5,742,694	6,462,045	7,180,171
1358	B. Kihaadhoo Council	1,556,445	1,994,191	3,498,611	3,747,263	4,163,696
1359	B. Dhonfanu Council	1,825,116	2,300,413	3,233,433	3,625,157	4,028,020
1360	B. Dharavandhoo Council	2,900,060	4,935,970	5,208,912	6,080,773	6,756,529
1361	B. Maalhohu Council	1,840,160	2,411,581	3,936,899	4,354,221	4,838,106
1362	B. Eydhafushee Council	3,683,186	3,886,708	13,979,634	15,507,963	17,231,362
1363	B. Thulhaadhoo Council	2,576,785	3,948,562	8,621,065	9,628,091	10,698,060
1364	B. Hithaadhoo Council	2,093,736	2,667,462	4,924,426	5,559,554	6,177,387
1365	B. Fulhadhoo Council	1,085,631	1,331,626	2,695,859	2,734,757	3,038,670
1366	B. Fehendhoo Council	1,326,463	1,565,181	3,401,957	2,883,322	3,203,746
1367	B. Goidhoo Council	1,969,946	2,504,963	6,472,488	6,079,043	6,754,606
1368	Lh. Atoll Council	4,436,810	4,863,729	6,177,135	6,759,585	7,510,778
1369	Lh. Hinnavaru Council	3,421,176	4,930,040	13,232,483	14,667,265	16,297,237
1370	Lh. Naifaru Council	3,958,171	6,115,640	20,455,373	22,646,269	25,162,947
1371	Lh. Kurendhoo Council	2,625,186	4,941,346	7,503,067	8,402,045	9,335,764
1372	Lh. Olhuvelifushee Council	1,889,104	2,449,038	4,281,725	4,814,553	5,349,594
1373	K. Atoll Council	4,373,499	4,500,111	8,098,806	8,862,454	9,847,338
1279	K. Kaashidhoo Council	3,705,788	4,680,413	13,192,716	14,387,503	15,986,385
1374	K. Gaafaru Council	2,542,423	3,084,248	6,791,639	7,629,504	8,477,370
1375	K. Dhiffushee Council	1,949,268	2,163,398	6,385,475	7,166,112	7,962,482
1376	K. Thulusdhoo Council	2,333,251	2,861,746	6,933,502	7,747,253	8,608,205
1377	K. Huraa Council	2,501,934	5,694,904	6,617,463	7,809,217	8,677,054
1378	K. Himmafushee Council	2,528,795	2,946,911	8,411,017	9,415,204	10,461,515
1379	K. Gulhee Council	1,414,903	1,565,287	5,520,209	6,196,814	6,885,465
1380	K. Maafushee Council	2,440,030	3,231,688	14,839,156	16,496,009	18,329,209

		2018	2019	2020	2021	2022
		Actuals	Revised		Approved	
1381	K. Guraidhoo Council	3,397,933	3,601,138	9,863,001	11,035,229	12,261,573
1382	AA. Atoll Council	3,859,601	4,334,354	6,236,252	6,824,278	7,582,659
1383	AA. Thoddoo Council	2,740,749	3,853,400	8,944,440	10,403,416	11,559,547
1384	AA. Rasdhoo Council	2,640,380	3,136,016	5,715,639	6,380,280	7,089,320
1385	AA. Ukulhahu Council	3,112,290	6,247,820	6,311,331	7,097,595	7,886,351
1386	AA. Mathiveree Council	2,674,793	3,539,891	5,077,567	5,685,243	6,317,044
1387	AA. Bodufolhudhoo Council	2,112,134	1,995,375	4,272,421	4,821,843	5,357,694
1388	AA. Feridhoo Council	1,858,765	2,425,977	4,376,338	4,592,255	5,102,592
1389	AA. Maalhohu Council	1,960,069	2,293,670	4,110,778	4,439,136	4,932,457
1390	AA. Himandhoo Council	1,940,447	2,354,436	5,060,274	5,898,138	6,553,597
1391	ADh. Atoll Council	4,653,731	4,622,801	6,693,137	7,324,242	8,138,185
1392	ADh. Hanyaameedhoo Council	2,397,821	2,865,528	3,630,900	4,247,784	4,719,840
1393	ADh. Omadhoo Council	2,102,895	2,153,958	5,104,691	5,699,263	6,332,621
1394	ADh. Kunburudhoo Council	1,885,946	2,008,841	3,315,713	3,749,160	4,165,804
1395	ADh. Mahibadhoo Council	3,150,360	4,234,327	10,724,282	11,903,544	13,226,384
1396	ADh. Mandhoo Council	1,359,632	1,474,706	3,137,343	3,407,763	3,786,467
1397	ADh. Dhangethee Council	2,640,825	3,304,128	4,673,138	5,244,437	5,827,251
1398	ADh. Dhigurashu Council	2,504,604	2,893,176	4,747,101	5,122,429	5,691,684
1399	ADh. Dhidhdhoo Council	1,502,844	1,771,486	2,320,065	2,398,602	2,665,158
1400	ADh. Fenfushee Council	2,432,189	3,347,227	5,062,171	5,698,366	6,331,625
1401	ADh. Maamigilee Council	2,720,930	3,689,922	13,354,555	14,962,962	16,625,794
1402	V. Atoll Council	3,703,967	3,640,063	4,389,065	4,802,916	5,336,663
1403	V. Fulidhoo Council	1,736,374	1,615,620	3,223,331	3,537,935	3,931,106
1404	V. Thinadhoo Council	1,275,723	1,217,419	1,297,869	1,424,630	1,582,949
1405	V. Felidhoo Council	2,061,542	1,855,595	3,432,960	4,061,345	4,512,682
1406	V. Keyodhoo Council	2,054,316	2,433,641	4,414,706	4,968,694	5,520,865
1407	V. Rakeedhoo Council	1,172,309	1,421,006	1,692,707	1,847,783	2,053,127
1408	M. Atoll Council	4,733,679	4,721,357	5,449,427	5,963,262	6,625,959
1409	M. Raiymandhoo Council	1,782,331	2,117,935	2,203,219	2,204,620	2,449,619
1410	M. Veyvashu Council	2,127,900	2,500,040	3,117,830	3,062,701	3,403,059
1411	M. Mulaku Council	2,711,705	3,658,767	7,322,015	8,179,710	9,088,721
1412	M. Mulee Council	2,226,427	2,845,289	5,388,960	6,279,667	6,977,526
1413	M. Naalaafushee Council	1,753,987	3,074,533	3,224,601	3,654,419	4,060,534
1414	M. Kolhufushee Council	2,125,058	3,830,087	5,405,012	6,148,143	6,831,385
1415	M. Dhiggaru Council	2,384,883	3,180,996	5,785,160	6,462,404	7,180,570
1416	M. Maduvvaree Council	1,944,494	2,409,141	2,909,873	3,304,865	3,672,135
1417	F. Atoll Council	5,044,702	5,391,268	5,198,057	5,688,189	6,320,317
1418	F. Feealee Council	2,707,425	3,667,018	5,721,759	6,701,718	7,446,479
1419	F. Bileiydhoo Council	2,467,680	3,252,836	5,719,732	6,417,827	7,131,039

		2018	2019	2020	2021	2022
		Actuals	Revised		Approved	
1420	F. Magoodhoo Council	3,203,833	5,335,873	4,068,956	4,639,654	5,155,258
1421	F. Dharanboodhoo Council	2,219,537	2,969,296	3,469,636	3,827,010	4,252,306
1422	F. Nilandhoo Council	3,849,489	4,743,048	9,807,449	10,978,489	12,198,528
1423	Dh. Atoll Council	4,898,631	5,137,530	5,813,646	6,361,823	7,068,812
1424	Dh. Meedhoo Council	2,756,996	4,200,070	5,867,400	6,598,493	7,331,783
1425	Dh. Bandidhoo Council	2,350,542	3,186,916	5,181,887	6,086,892	6,763,328
1426	Dh. Rinbudhoo Council	1,987,049	2,522,833	3,854,796	3,710,668	4,123,034
1427	Dh. Hulhudhelee Council	2,374,543	3,172,645	4,980,270	5,620,641	6,245,262
1429	Dh. Maaenboodoo Council	2,351,127	3,367,533	4,316,896	5,065,524	5,628,455
1430	Dh. Kudahuvadhoo Council	4,814,597	5,539,614	13,468,882	15,039,507	16,710,847
1431	Th. Atoll Council	5,975,973	6,889,155	7,583,004	8,298,016	9,220,174
1432	Th. Burunee Council	1,858,328	2,965,700	4,603,716	4,436,015	4,928,989
1433	Th. Vilufushee Council	2,761,164	3,217,373	6,782,567	7,633,647	8,481,974
1434	Th. Madifushee Council	2,639,972	3,190,361	5,986,784	6,693,793	7,437,674
1435	Th. Dhiyamigilee Council	2,450,927	3,052,423	4,081,925	4,627,342	5,141,578
1436	Th. Guraidhoo Council	2,675,349	3,799,675	8,013,020	8,993,301	9,992,726
1437	Th. Kandoodhoo Council	2,287,659	3,337,167	4,820,940	4,700,831	5,223,234
1438	Th. Vandhoo Council	1,667,866	2,379,757	3,416,149	3,525,371	3,917,145
1439	Th. Hirilandhoo Council	2,423,310	3,906,938	6,735,313	7,587,859	8,431,098
1440	Th. Gaadhiffushee Council	1,490,905	2,150,528	2,432,569	2,790,936	3,101,093
1441	Th. Thimarafushee Council	2,771,003	4,138,396	7,172,356	8,042,447	8,936,203
1442	Th. Veymandoo Council	2,173,148	2,766,451	6,740,619	7,551,110	8,390,264
1443	Th. Kinbidhoo Council	2,066,327	3,276,499	5,298,987	5,970,628	6,634,143
1444	Th. Omadhoo Council	2,140,556	2,797,590	4,121,244	4,376,289	4,862,626
1445	L. Atoll Council	5,898,147	9,012,577	8,116,885	8,882,237	9,869,320
1446	L. Isdhoo Council	2,041,028	3,049,632	7,957,309	8,432,964	9,370,118
1447	L. Dhanbidhoo Council	1,991,685	2,458,646	5,307,532	5,877,787	6,530,985
1448	L. Maabaidhoo Council	2,449,874	2,777,072	5,711,399	6,036,710	6,707,569
1449	L. Mundoo Council	1,702,422	2,346,862	3,239,546	3,246,847	3,607,669
1450	L. Gamu Council	6,410,814	9,198,129	22,996,782	23,719,730	26,355,702
1451	L. Maavashu Council	2,899,467	4,138,938	9,046,759	10,139,529	11,266,334
1452	L. Fonadhoo Council	3,810,339	5,074,885	13,980,889	15,630,841	17,367,895
1454	L. Maamendhoo Council	1,948,710	2,591,476	5,863,034	6,607,199	7,341,457
1455	L. Hithadhoo Council	2,224,359	2,964,692	6,883,642	8,008,283	8,898,243
1456	L. Kunahandhoo Council	2,045,720	2,812,924	5,963,855	6,240,295	6,933,778
1508	L. Kalaidhoo Council	2,569,685	3,075,920	6,891,374	7,305,504	8,117,364
1457	GA. Atoll Council	4,859,256	5,604,080	7,087,649	7,755,953	8,617,872
1458	GA. Kolamaafushee Council	2,355,544	3,284,945	6,393,773	7,217,357	8,019,421
1459	GA. Vilingilee Council	4,369,353	9,516,302	14,291,874	15,896,958	17,663,586

		2018	2019	2020	2021	2022
		Actuals	Revised	Approved		
1460	GA. Maamendhoo Council	2,761,125	3,623,938	7,058,516	7,927,966	8,809,000
1461	GA. Nilandhoo Council	2,106,841	3,143,581	5,340,044	5,474,151	6,082,493
1462	GA. Dhaandhoo Council	2,684,764	4,393,292	6,945,264	7,812,478	8,680,678
1463	GA. Dhevadhoo Council	2,254,676	2,929,029	5,531,977	5,080,301	5,644,875
1464	GA. Kondey Council	1,443,152	1,956,135	5,519,743	4,837,545	5,375,141
1465	GA. Gemanafushee Council	2,848,687	3,839,690	8,143,859	9,176,542	10,196,330
1466	GA. Kanduhulhudo Council	1,629,253	2,213,125	5,388,072	5,669,679	6,299,750
1278	GDh. Atoll Council	5,412,392	7,100,262	8,197,200	8,970,126	9,966,975
1467	GDh. Madavelee Council	3,277,522	3,789,386	7,640,843	8,579,736	9,533,201
1468	GDh. Hoadeddhoo Council	2,419,292	3,009,968	6,947,823	7,447,360	8,274,985
1469	GDh. Nadalla Council	2,317,352	2,777,917	6,006,522	6,755,843	7,506,619
1470	GDh. Gadhdhoo Council	3,524,229	4,531,502	9,638,642	10,847,987	12,053,522
1471	GDh. Rathafandhoo Council	2,156,100	2,644,697	5,350,695	5,634,515	6,260,678
1472	GDh. Vaadhoo Council	2,157,496	3,486,151	8,572,137	8,098,402	8,998,377
1473	GDh. Fiyooaree Council	2,319,177	2,813,940	6,588,597	6,989,544	7,766,292
1474	GDh. Faresmaathodaa Council	2,439,119	4,365,711	7,504,596	8,470,550	9,411,881
1475	GDh. Thinadhoo Council	4,465,924	12,880,692	25,731,907	28,557,432	31,731,017

GOVERNMENT DOMESTIC EXPENDITURE - RECURRENT AND CAPITAL BY OFFICES - 2020

(IN MVR)

	Recurrent	Capital			2020
		PSIP	Other Capital	Total Capital	Total
Total	22,084,431,976	6,332,443,888	5,018,177,792	11,350,621,680	33,435,053,656
S01 Presidents Office	171,920,008	-	3,079,992	3,079,992	175,000,000
1001 Presidents Office	138,811,084	-	2,462,000	2,462,000	141,273,084
1003 Official Residence of the President	25,917,821	-	491,032	491,032	26,408,853
1005 Official Residence of the Vice President	7,191,103	-	126,960	126,960	7,318,063
S02 People's Majlis	184,800,085	16,976,190	8,806,277	25,782,467	210,582,552
1242 People's Majlis	184,800,085	16,976,190	8,806,277	25,782,467	210,582,552
S04 Department of Judicial Administration	502,605,583	22,460,000	19,950,071	42,410,071	545,015,654
1264 Department of Judicial Administration	79,507,777	22,460,000	8,321,000	30,781,000	110,288,777
1248 Supreme Court of the Maldives	32,763,984	-	1,276,200	1,276,200	34,040,184
1249 High Court	30,827,059	-	774,120	774,120	31,601,179
1251 Majistrate Courts	240,200,418	-	5,301,500	5,301,500	245,501,918
1252 Civil Court	38,809,727	-	2,328,419	2,328,419	41,138,146
1253 Criminal Court	30,318,145	-	788,632	788,632	31,106,777
1254 Family Court	26,460,666	-	350,000	350,000	26,810,666
1255 Juvenile Court	10,089,105	-	228,900	228,900	10,318,005
1486 Drug Court	13,628,702	-	581,300	581,300	14,210,002
S03 Judicial Service Commission	17,013,647	-	629,472	629,472	17,643,119
1247 Judicial Service Commission	17,013,647	-	629,472	629,472	17,643,119
S05 Elections Commission	77,380,130	-	5,408,370	5,408,370	82,788,500
1244 Elections Commission	77,380,130	-	5,408,370	5,408,370	82,788,500
S06 Civil Service Commission	26,937,750	-	1,062,250	1,062,250	28,000,000
1256 Civil Service Commission	26,937,750	-	1,062,250	1,062,250	28,000,000
S07 Human Rights Commission	23,849,985	-	250,015	250,015	24,100,000
1246 Human Rights Commission	23,849,985	-	250,015	250,015	24,100,000
S08 Anti-Corruption Commission	35,496,272	-	905,100	905,100	36,401,372
1245 Anti-Corruption Commission	35,496,272	-	905,100	905,100	36,401,372
S09 Auditor Generals Office	60,928,695	-	3,978,046	3,978,046	64,906,741
1243 Auditor General's Office	60,928,695	-	3,978,046	3,978,046	64,906,741
S10 Prosecutor Generals Office	69,480,824	-	2,519,162	2,519,162	71,999,986
1257 Prosecutor General's Office	69,480,824	-	2,519,162	2,519,162	71,999,986
S11 Maldives Inland revenue Authority	112,801,558	-	7,759,642	7,759,642	120,561,200
1009 Maldives Inland revenue Authority	112,801,558	-	7,759,642	7,759,642	120,561,200
S12 Employment Tribunal	8,550,853	-	749,147	749,147	9,300,000
1222 Employment Tribunal	8,550,853	-	749,147	749,147	9,300,000
S13 Maldives Media Council	5,125,860	-	74,140	74,140	5,200,000
1270 Maldives Media Council	5,125,860	-	74,140	74,140	5,200,000
S14 Maldives Broadcasting Commission	9,157,270	-	242,730	242,730	9,400,000
1478 Maldives Broadcasting Commission	9,157,270	-	242,730	242,730	9,400,000

	Recurrent	Capital			2020 Total
		PSIP	Other Capital	Total Capital	
S15 Tax Appeal Tribunal	11,168,450	-	717,550	717,550	11,886,000
1275 Tax Appeal Tribunal	11,168,450	-	717,550	717,550	11,886,000
S16 Local Government Authority	33,453,500	87,370,107	1,608,500	88,978,607	122,432,107
1276 Local Government Authority	33,453,500	87,370,107	1,608,500	88,978,607	122,432,107
S17 Information Commissioners Office	4,739,794	-	60,206	60,206	4,800,000
1512 Information Commissioner's Office	4,739,794	-	60,206	60,206	4,800,000
S18 National Integrity Commission	9,030,000	-	170,000	170,000	9,200,000
1515 National Integrity Commission	9,030,000	-	170,000	170,000	9,200,000
S44 Family Protection Authority	9,243,389	-	456,604	456,604	9,699,993
1505 Family Protection Authority	9,243,389	-	456,604	456,604	9,699,993
S35 Attorney Generals Office	30,739,833	-	1,120,164	1,120,164	31,859,997
1144 Attorney General's Office	30,739,833	-	1,120,164	1,120,164	31,859,997
S56 Maldives International Arbitration Centre	9,451,250	-	548,750	548,750	10,000,000
1535 Maldives International Arbitration Centre	9,451,250	-	548,750	548,750	10,000,000
S20 Ministry of Finance	58,970,002	-	19,411,620	19,411,620	78,381,622
1272 Ministry of Finance	58,970,002	-	19,411,620	19,411,620	78,381,622
S37 Special Budget	3,510,503,064	1,000,000,000	4,350,391,052	5,350,391,052	8,860,894,116
1265 MOF / Special Budget	3,510,503,064	1,000,000,000	4,350,391,052	5,350,391,052	8,860,894,116
S38 Pension Budget	1,320,000,000	-	-	-	1,320,000,000
1007 MOFT / Pension Budget	1,320,000,000	-	-	-	1,320,000,000
S21 Ministry of Defense	15,865,472	-	1,337,000	1,337,000	17,202,472
1012 Ministry of Defence	15,522,190	-	1,337,000	1,337,000	16,859,190
1522 National Counterterrorism Centre	343,282	-	-	-	343,282
S55 Aviation Security Command	138,004,613	-	345,500	345,500	138,350,113
1498 Aviation Security Command	138,004,613	-	345,500	345,500	138,350,113
S45 Maldives National Defense Force	1,287,167,802	6,605,250	41,233,491	47,838,741	1,335,006,543
1013 Maldives National Defense Force	1,287,167,802	6,605,250	41,233,491	47,838,741	1,335,006,543
S53 National Disaster Management Authority	7,286,000	10,600,000	114,000	10,714,000	18,000,000
1014 National Disaster Management Authority	7,286,000	10,600,000	114,000	10,714,000	18,000,000
S47 Maldives Immigration	170,802,035	4,975,000	12,697,960	17,672,960	188,474,995
1029 Maldives Immigration	170,802,035	4,975,000	12,697,960	17,672,960	188,474,995
S22 Ministry of Home Affairs	49,935,691	26,046,725	1,364,310	27,411,035	77,346,726
1016 Ministry of Home Affairs	43,607,420	26,046,725	962,610	27,009,335	70,616,755
1057 Juvenile Justice Unit	6,328,271	-	401,700	401,700	6,729,971
S39 Maldives Police Services	1,465,433,512	144,603,847	29,149,945	173,753,792	1,639,187,304
1027 Maldives Police Service	1,465,433,512	144,603,847	29,149,945	173,753,792	1,639,187,304
S46 Maldives Correctional Services	329,859,994	52,388,690	21,440,000	73,828,690	403,688,684
1025 Maldives Correctional Service	329,859,994	52,388,690	21,440,000	73,828,690	403,688,684
S40 Maldives Customs Services	209,886,587	2,993,307	6,830,701	9,824,008	219,710,595
1008 Maldives Customs Service	209,886,587	2,993,307	6,830,701	9,824,008	219,710,595
S23 Ministry of Education	2,706,881,517	507,296,187	66,139,191	573,435,378	3,280,316,895
1058 Ministry of Education	472,877,342	-	44,840,000	44,840,000	517,717,342

		Recurrent	Capital			2020
			PSIP	Other Capital	Total Capital	Total
1060	Department of Public Examination	61,912,491	-	250,000	250,000	62,162,491
1500	National Institute of Education	21,438,236	-	248,200	248,200	21,686,436
1518	Quality Assurance Department	5,958,307	-	276,625	276,625	6,234,932
1062	MOE / Atoll School Construction	-	366,671,187	-	366,671,187	366,671,187
1063	MOE / Male' School Construction	-	140,625,000	-	140,625,000	140,625,000
1065	Majeediyya School	29,361,402	-	120,000	120,000	29,481,402
1066	Dharumavantha school	20,255,497	-	120,000	120,000	20,375,497
1067	Aminiyya School	37,124,856	-	120,000	120,000	37,244,856
1261	Hiriya School	26,783,362	-	128,000	128,000	26,911,362
1068	Iskandaru School	36,872,770	-	120,000	120,000	36,992,770
1069	Centre For Higher Secondary Education	25,355,964	-	120,000	120,000	25,475,964
1070	Al- Madrasathul Arabiyyathul Islamiyya	27,208,413	-	120,000	120,000	27,328,413
1071	Jamaaludeen School	37,776,956	-	120,000	120,000	37,896,956
1072	Thaajudeen School	30,103,396	-	123,505	123,505	30,226,901
1073	Kalaafaanu School	29,268,833	-	120,000	120,000	29,388,833
1075	Muhiyudeen School	21,756,906	-	120,000	120,000	21,876,906
1076	Imaadudeen School	34,797,308	-	120,000	120,000	34,917,308
1077	Ghaazee school	34,523,813	-	120,000	120,000	34,643,813
1514	Rehendhi School	35,484,050	-	120,000	120,000	35,604,050
1526	Huravee School	23,839,338	-	120,000	120,000	23,959,338
1537	Izzudeen School	16,749,618	-	3,482,340	3,482,340	20,231,958
1079	Ha.Atoll Education Centre	16,913,996	-	120,000	120,000	17,033,996
1080	Hdh.Atoll Education Centre	22,770,479	-	150,600	150,600	22,921,079
1081	Sh.Atoll Education Centre	10,349,666	-	78,200	78,200	10,427,866
1082	N.Atoll Education Centre	10,321,973	-	85,000	85,000	10,406,973
1083	R.Atoll Education Centre	14,925,186	-	85,000	85,000	15,010,186
1084	B.Atoll Education Centre	21,785,944	-	85,000	85,000	21,870,944
1085	LH.Atoll Education Centre	14,020,632	-	85,000	85,000	14,105,632
1086	Adh.Atoll Education Centre	12,760,653	-	85,000	85,000	12,845,653
1087	F.Atoll Education Centre	15,727,333	-	85,000	85,000	15,812,333
1088	Dh.Atoll Education Centre	18,205,264	-	85,000	85,000	18,290,264
1089	TH.Atoll Education Centre	8,559,091	-	85,000	85,000	8,644,091
1090	L.Atoll Education Centre	15,060,571	-	85,000	85,000	15,145,571
1091	GA.Atoll Education Centre	15,867,844	-	85,000	85,000	15,952,844
1092	Gdh.Atoll Education Centre	14,190,705	-	85,000	85,000	14,275,705
1093	Gn.Atoll Education Centre	14,128,153	-	85,000	85,000	14,213,153
1095	Ha.Atholhu Madharusaa	13,377,484	-	85,000	85,000	13,462,484
1096	Ihavandhoo School	19,098,461	-	85,000	85,000	19,183,461
1097	Madharasathul Seikh Ibrahim	8,619,242	-	85,000	85,000	8,704,242
1098	Afeefudheen School	17,383,635	-	109,000	109,000	17,492,635
1099	Nolhivaram School	14,671,780	-	85,000	85,000	14,756,780
1100	Jalaaludeen School	14,010,618	-	85,000	85,000	14,095,618

		Recurrent	Capital			2020
			PSIP	Other Capital	Total Capital	Total
1101	Sh.Atoll School	10,469,867	-	85,000	85,000	10,554,867
1102	Funadhoo School	14,689,529	-	85,000	85,000	14,774,529
1103	Milandhoo School	16,562,116	-	85,000	85,000	16,647,116
1104	Kendhikulhudhoo School	12,685,623	-	85,000	85,000	12,770,623
1105	Meyna School	13,009,874	-	85,000	85,000	13,094,874
1106	Ungoofaaruu School	11,838,821	-	85,000	85,000	11,923,821
1107	Alifushee School	12,772,777	-	85,000	85,000	12,857,777
1108	Maduvarree School	13,953,279	-	85,000	85,000	14,038,279
1109	Hulhudhufaaruu School	11,704,121	-	85,000	85,000	11,789,121
1110	Thulhaadhoo School	11,192,724	-	112,000	112,000	11,304,724
1111	Lh.Atoll School	10,146,051	-	85,000	85,000	10,231,051
1112	Madhurasathul Ifthithaah	19,345,929	-	114,000	114,000	19,459,929
1113	K.Atoll School	12,570,864	-	85,000	85,000	12,655,864
1114	Adh.Atoll School	11,169,729	-	85,000	85,000	11,254,729
1115	Qatharu Ameer School	15,564,904	-	85,000	85,000	15,649,904
1116	L.Maavashu School	10,560,662	-	77,000	77,000	10,637,662
1117	Aboobakuru School	10,581,272	-	85,000	85,000	10,666,272
1118	Hafiz Ahmed School	17,813,567	-	118,000	118,000	17,931,567
1119	Madharusathul Sheikh Mohamed Jamaaluddin / Gn.Fuvahmu	16,639,715	-	85,000	85,000	16,724,715
1120	Hithadhoo School	20,975,931	-	117,000	117,000	21,092,931
1121	Sharafuddheen School	28,819,061	-	118,000	118,000	28,937,061
1122	Feydhoo School	16,053,696	-	49,000	49,000	16,102,696
1123	Addu High School	18,035,051	-	150,000	150,000	18,185,051
1504	Thinadhoo School	9,102,558	-	85,000	85,000	9,187,558
1501	Northern Education Unit	198,750,088	-	3,053,121	3,053,121	201,803,209
1502	Central Education Unit	181,256,460	-	1,471,250	1,471,250	182,727,710
1503	Southern Education Unit	171,919,843	-	1,957,500	1,957,500	173,877,343
1521	North Central Education Unit	203,357,072	-	1,853,250	1,853,250	205,210,322
1520	South Central Education Unit	248,089,337	-	2,315,500	2,315,500	250,404,837
1533	Department of Inclusive Education	15,053,428	-	462,100	462,100	15,515,528
S48	Ministry of Higher Education	810,234,291	31,850,000	1,746,530	33,596,530	843,830,821
1129	Ministry of Higher Education	775,445,030	31,850,000	619,500	32,469,500	807,914,530
1142	Maldives Qualification Authority	8,083,317	-	214,500	214,500	8,297,817
1482	Technical and Vocational Education Training Authority	6,280,787	-	214,500	214,500	6,495,287
1263	Maldives Polytechnic	20,425,157	-	698,030	698,030	21,123,187
S24	Maldives Islamic University	42,670,053	-	3,235,964	3,235,964	45,906,017
1141	Maldives Islamic University	42,670,053	-	3,235,964	3,235,964	45,906,017
S25	Maldives National University	189,912,893	14,382,500	3,193,500	17,576,000	207,488,893
1130	Maldives National University	32,532,483	14,382,500	225,000	14,607,500	47,139,983
1131	Faculty of Education	19,402,612	-	135,000	135,000	19,537,612
1132	Faculty of Health Sciences	11,514,683	-	220,000	220,000	11,734,683
1133	Faculty of Management & Computing	11,480,476	-	165,000	165,000	11,645,476

		Recurrent	Capital			2020
			PSIP	Other Capital	Total Capital	Total
1134	Faculty of Engineering Technology	12,096,633	-	243,000	243,000	12,339,633
1135	Faculty of Hospitality and Tourism Studies	11,968,208	-	207,500	207,500	12,175,708
1136	Centre for Maritime Studies	3,875,040	-	151,500	151,500	4,026,540
1137	Centre for Open Learning	3,723,997	-	128,500	128,500	3,852,497
1139	Atoll Campuses	15,224,087	-	235,000	235,000	15,459,087
1140	Faculty of Arts	6,823,013	-	189,500	189,500	7,012,513
1484	Faculty of Islamic Studies	15,836,179	-	221,500	221,500	16,057,679
1266	National law Library	5,877,437	-	165,000	165,000	6,042,437
1523	School of Nursing	9,834,295	-	232,000	232,000	10,066,295
1524	Centre for Foundation Studies	5,255,235	-	115,000	115,000	5,370,235
1527	School of Medicine	24,468,515	-	560,000	560,000	25,028,515
S26	Ministry of Foreign Affairs	323,243,561	-	7,954,672	7,954,672	331,198,233
1147	Ministry of Foreign Affairs	63,684,367	-	3,594,136	3,594,136	67,278,503
1148	Embassy of the Republic of Maldives in Dhaka, Bangladesh	6,128,593	-	144,626	144,626	6,273,219
1149	Embassy of the Republic of Maldives in Colombo, Sri Lanka	26,001,403	-	-	-	26,001,403
1150	Permanent Mission of Maldives to the United Nations	18,444,947	-	57,825	57,825	18,502,772
1151	Embassy of the Republic of Maldives in London, United King	10,277,173	-	79,232	79,232	10,356,405
1152	Embassy of the Republic of Maldives in New Delhi, India	12,659,819	-	134,645	134,645	12,794,464
1153	Consulate of the Republic of Maldives in Thiruvananthapuram	8,158,866	-	418,562	418,562	8,577,428
1154	Embassy of the Republic of Maldives in Kuala Lumpur, Mala	31,147,955	-	978,152	978,152	32,126,107
1155	Embassy of the Republic of Maldives in Japan	13,370,492	-	40,696	40,696	13,411,188
1157	Embassy of the Republic of Maldives in Beijing, China	10,158,859	-	98,803	98,803	10,257,662
1158	Embassy of the Republic of Maldives in Riyadh, Saudi Arabia	11,746,708	-	41,724	41,724	11,788,432
1159	Permanent Mission of Maldives to the United Nations, Gene	16,807,085	-	-	-	16,807,085
1160	Embassy of the Republic of Maldives in Islamabad, Pakistan	7,066,628	-	-	-	7,066,628
1161	Maldives Mission to the European Union, Brussels, Belgium	8,770,839	-	-	-	8,770,839
1162	Embassy of Republic of Maldives in Singapore	11,603,743	-	1,190,000	1,190,000	12,793,743
1274	Embassy of the Republic of Maldives in Abu Dhabi, United A	10,313,660	-	71,551	71,551	10,385,211
1519	Embassy of the Republic of Maldives in Berlin, Germany	14,370,483	-	-	-	14,370,483
1525	Embassy of the Republic of Maldives in Thailand	22,005,392	-	106,200	106,200	22,111,592
1536	Consulate of the Republic of Maldives in Jeddah, KSA	11,615,361	-	-	-	11,615,361
1538	Embassy of the Republic of Maldives in Moskov, Russia	8,911,188	-	998,520	998,520	9,909,708
S27	Ministry of Health	2,130,566,031	354,145,230	152,281,705	506,426,935	2,636,992,966
1163	Ministry of Health	382,475,435	354,145,230	106,803,074	460,948,304	843,423,739
1164	Health Protection Agency	32,885,515	-	600,000	600,000	33,485,515
1191	Maldives Food & Drug Authority	26,022,302	-	589,000	589,000	26,611,302
1507	Maldives Blood Service	26,425,112	-	270,000	270,000	26,695,112
1167	HD. Regional Hospital	166,153,050	-	2,089,900	2,089,900	168,242,950
1168	R. Regional Hospital	165,898,413	-	2,933,750	2,933,750	168,832,163
1170	M. Regional Hospital	48,379,078	-	2,696,313	2,696,313	51,075,391
1171	GDH. Regional Hospital	157,583,260	-	1,998,540	1,998,540	159,581,800
1172	L. Regional Hospital	150,351,811	-	2,570,900	2,570,900	152,922,711

		Recurrent	Capital			2020 Total
			PSIP	Other Capital	Total Capital	
1169	S. Regional Hospital	191,190,743	-	10,074,185	10,074,185	201,264,928
1173	HA. Atoll Hospital	82,057,624	-	1,261,750	1,261,750	83,319,374
1174	SH. Atoll Hospital	78,813,306	-	2,829,400	2,829,400	81,642,706
1175	N. Atoll Hospital	66,160,015	-	929,500	929,500	67,089,515
1176	B. Atoll Hospital	65,357,113	-	1,012,780	1,012,780	66,369,893
1177	LH. Atoll Hospital	51,771,305	-	963,500	963,500	52,734,805
1497	K. Atoll Health Services	47,301,951	-	1,186,708	1,186,708	48,488,659
1178	AA. Atoll Hospital	43,367,224	-	1,694,090	1,694,090	45,061,314
1179	ADH. Atoll Hospital	54,411,648	-	1,168,000	1,168,000	55,579,648
1180	V. Atoll Hospital	22,020,836	-	352,050	352,050	22,372,886
1181	F. Atoll Hospital	41,701,156	-	622,675	622,675	42,323,831
1182	DH. Atoll Hospital	48,794,420	-	2,513,980	2,513,980	51,308,400
1183	TH. Atoll Hospital	72,996,611	-	2,041,250	2,041,250	75,037,861
1184	GA. Atoll Hospital	64,480,485	-	2,781,400	2,781,400	67,261,885
1185	Gn. Atoll Hospital	37,218,244	-	2,098,960	2,098,960	39,317,204
1186	Dhamanaveshi	6,749,374	-	200,000	200,000	6,949,374
S42	Male' Group of Hospitals	1,404,905,665	-	86,563,106	86,563,106	1,491,468,771
1166	Indira Gandhi Memorial Hospital	847,471,358	-	39,432,554	39,432,554	886,903,912
1187	Villingili Hospital	40,078,950	-	4,651,900	4,651,900	44,730,850
1528	Dharumavantha Hospital	229,071,877	-	-	-	229,071,877
1188	Hulhumale Hospital	288,283,480	-	42,478,652	42,478,652	330,762,132
S41	National Social Protection Agency	1,389,876,481	-	923,520	923,520	1,390,800,001
1250	National Social Protection Agency	1,389,876,481	-	923,520	923,520	1,390,800,001
S28	Ministry of Economic Development	129,261,499	-	52,729,431	52,729,431	181,990,930
1202	Ministry of Economic Development	113,668,040	-	52,422,066	52,422,066	166,090,106
1517	Special Economic Zones Maldives	1,568,600	-	-	-	1,568,600
1511	Labour Relations Authority	14,024,859	-	307,365	307,365	14,332,224
S50	Ministry of Transport & Civil Aviation	137,157,393	112,822,954	15,243,113	128,066,067	265,223,460
1530	Ministry of Transport & Civil Aviation	20,879,209	-	1,935,000	1,935,000	22,814,209
1226	Regional Airports	101,656,191	112,822,954	12,930,113	125,753,067	227,409,258
1232	Transport Authority	14,621,993	-	378,000	378,000	14,999,993
S29	Ministry of Tourism	44,929,261	3,300,000	255,000	3,555,000	48,484,261
1204	Ministry of Tourism	44,929,261	3,300,000	255,000	3,555,000	48,484,261
S30	Ministry of Youth, Sports and Community Empowerment	163,894,726	363,947,224	4,205,190	368,152,414	532,047,140
1215	Ministry of Youth, Sports & Community Empowerment	163,894,726	363,947,224	4,205,190	368,152,414	532,047,140
S52	Ministry of Arts, Culture and Heritage	64,034,310	3,209,729	2,116,141	5,325,870	69,360,180
1532	Ministry of Arts, Culture and Heritage	17,767,368	1,600,000	1,429,671	3,029,671	20,797,039
1271	Department of Heritage	16,312,576	1,609,729	123,500	1,733,229	18,045,805
1269	Dhivehi Bahuge Academy	9,817,775	-	320,000	320,000	10,137,775
1210	National Library	6,826,535	-	150,970	150,970	6,977,505
1211	National Centre for the Arts	5,618,384	-	31,000	31,000	5,649,384
1213	National Bureau of Classification	2,901,338	-	36,000	36,000	2,937,338

		Recurrent	Capital			2020 Total
			PSIP	Other Capital	Total Capital	
1506	National Archives	4,790,334	-	25,000	25,000	4,815,334
S31	Ministry of National Planning and Infrastructure	263,025,156	2,555,203,543	16,854,108	2,572,057,651	2,835,082,807
1224	Ministry of National Planning and Infrastructure	207,583,262	2,555,203,543	8,029,993	2,563,233,536	2,770,816,798
1483	Maldives Land and Survey Authority	10,217,113	-	5,120,492	5,120,492	15,337,605
1011	National Bureau of Statistics	33,363,373	-	565,032	565,032	33,928,405
1026	Department of National Registrations	11,861,408	-	3,138,591	3,138,591	14,999,999
S49	Ministry of Housing and Urban Development	63,080,991	862,001,335	2,011,037	864,012,372	927,093,363
1529	Ministry of Housing & Urban Development	63,080,991	862,001,335	2,011,037	864,012,372	927,093,363
S51	Ministry of Communication, Science and Technology	48,886,004	-	28,997,995	28,997,995	77,883,999
1531	Ministry of Communication, Science and Technology	15,528,177	-	5,971,823	5,971,823	21,500,000
1238	National Centre For Information Technology	27,182,127	-	22,901,872	22,901,872	50,083,999
1239	Communications Authority of Maldives	6,175,700	-	124,300	124,300	6,300,000
S32	Ministry of Fisheries, Marine Resources and Agriculture	70,640,322	49,705,626	12,597,030	62,302,656	132,942,978
1233	Ministry of Fisheries, Marine Resources and Agriculture	70,640,322	49,705,626	12,597,030	62,302,656	132,942,978
S33	Ministry of Islamic Affairs	167,340,943	41,257,504	5,592,652	46,850,156	214,191,099
1240	Ministry of Islamic Affairs	157,628,842	41,257,504	5,342,201	46,599,705	204,228,547
1241	Center for the Holy Quran	7,203,222	-	250,451	250,451	7,453,673
1534	Islamee Fathuvadhey Majilis	2,508,879	-	-	-	2,508,879
S34	Ministry of Environment	115,197,186	-	4,896,787	4,896,787	120,093,973
1229	Ministry of Environment	58,663,025	-	2,641,137	2,641,137	61,304,162
1228	Maldives Meteorological Service	39,490,287	-	872,150	872,150	40,362,437
1230	Maldives energy Authority	3,214,168	-	227,500	227,500	3,441,668
1231	Environmental Protection Agency	13,829,706	-	1,156,000	1,156,000	14,985,706
S36	Ministry Of Gender, Family and Social Services	226,093,131	58,302,940	6,229,353	64,532,293	290,625,424
1510	Ministry Of Gender, Family and Social Services	34,197,581	30,498,330	297,500	30,795,830	64,993,411
1196	Family & Children Service Centre	28,358,382	-	690,285	690,285	29,048,667
1197	Kudakudhinge Hiyaa	18,478,533	-	132,000	132,000	18,610,533
1516	Fiyavathi	17,827,925	-	210,050	210,050	18,037,975
1192	National Drug Agency	90,502,652	27,804,610	4,497,348	32,301,958	122,804,610
1194	Khaassa Eheeah Beynunvaa Meehun thibey Marukaz	36,728,058	-	402,170	402,170	37,130,228
S43	Councils	1,615,011,054	-	-	-	1,615,011,054
1477	Male' City Council	140,850,924	-	-	-	140,850,924
1476	Fuvamulaku City Council	44,344,034	-	-	-	44,344,034
1277	Addu City Council	73,206,810	-	-	-	73,206,810
1281	HA. Atoll Council	8,477,115	-	-	-	8,477,115
1280	HA. Utheemu Council	4,949,944	-	-	-	4,949,944
1282	HA. Thuraakunu Council	4,747,201	-	-	-	4,747,201
1283	HA. Uligamu Council	5,530,735	-	-	-	5,530,735
1284	HA. Mulhadhoo Council	5,336,421	-	-	-	5,336,421
1285	HA. Hoarafushee Council	10,853,169	-	-	-	10,853,169
1286	HA. Ihavandhoo Council	14,199,408	-	-	-	14,199,408
1287	HA. Kelaa Council	9,547,566	-	-	-	9,547,566

		Recurrent	Capital			2020 Total
			PSIP	Other Capital	Total Capital	
1288	HA. Vashafaru Council	4,021,587	-	-	-	4,021,587
1289	HA. Dhidhdhoo Council	15,037,521	-	-	-	15,037,521
1290	HA. Filladhoo Council	8,544,233	-	-	-	8,544,233
1291	HA. Maarandhoo Council	5,498,681	-	-	-	5,498,681
1292	HA. Thakandhoo Council	4,100,604	-	-	-	4,100,604
1293	HA. Muraidhoo Council	4,481,017	-	-	-	4,481,017
1294	HA. Baarashu Council	10,244,526	-	-	-	10,244,526
1295	HDh. Atoll Council	9,519,973	-	-	-	9,519,973
1296	HDh. Hanimaadhoo Council	12,199,874	-	-	-	12,199,874
1297	HDh. Finey Council	4,825,519	-	-	-	4,825,519
1298	HDh. Naivaadhoo Council	4,148,784	-	-	-	4,148,784
1299	HDh. Hirimaradhoo Council	3,646,778	-	-	-	3,646,778
1300	HDh. Nohivaranfaru Council	8,208,582	-	-	-	8,208,582
1301	HDh. Nellaidhoo Council	5,802,722	-	-	-	5,802,722
1302	HDh. Nohivaramu Council	11,455,532	-	-	-	11,455,532
1303	HDh. Kurinbee Council	4,403,487	-	-	-	4,403,487
1304	HDh. Kulhudhuffushee Council	42,943,271	-	-	-	42,943,271
1305	HDh. Kumundhoo Council	7,685,744	-	-	-	7,685,744
1306	HDh. Neykurendhoo Council	7,252,836	-	-	-	7,252,836
1307	HDh. Vaikaradhoo Council	6,425,777	-	-	-	6,425,777
1308	HDh. Makunudhoo Council	8,245,976	-	-	-	8,245,976
1309	Sh. Atoll Council	8,985,063	-	-	-	8,985,063
1310	Sh. Kanditheemu Council	7,845,054	-	-	-	7,845,054
1311	Sh. Noomaraa Council	3,904,561	-	-	-	3,904,561
1312	Sh. Goidhoo Council	6,250,786	-	-	-	6,250,786
1313	Sh. Feydhoo Council	6,473,347	-	-	-	6,473,347
1314	Sh. Feevaku Council	5,613,710	-	-	-	5,613,710
1315	Sh. Bileiyfahee Council	4,718,459	-	-	-	4,718,459
1316	Sh. Foakaidhoo Council	8,404,712	-	-	-	8,404,712
1317	Sh. Narudhoo Council	4,560,455	-	-	-	4,560,455
1318	Sh. Maroshee Council	4,734,703	-	-	-	4,734,703
1319	Sh. Lhaimagu Council	4,639,313	-	-	-	4,639,313
1320	Sh. Komandoo Council	6,847,195	-	-	-	6,847,195
1321	Sh. Maaungoodhoo Council	5,414,386	-	-	-	5,414,386
1322	Sh. Funadhoo Council	12,600,003	-	-	-	12,600,003
1323	Sh. Milandhoo Council	11,383,817	-	-	-	11,383,817
1324	N. Atoll Council	7,292,249	-	-	-	7,292,249
1325	N. Henbadhoo Council	4,008,448	-	-	-	4,008,448
1326	N. Kendhikulhudhoo Council	9,800,127	-	-	-	9,800,127
1327	N. Maalhendhoo Council	4,692,653	-	-	-	4,692,653
1328	N. Kudafaree Council	3,707,737	-	-	-	3,707,737
1329	N. Landhoo Council	5,184,475	-	-	-	5,184,475

		Recurrent	Capital			2020
			PSIP	Other Capital	Total Capital	Total
1330	N. Maafaru Council	5,808,488	-	-	-	5,808,488
1331	N. Lhohee Council	4,222,250	-	-	-	4,222,250
1332	N. Miladhoo Council	5,404,420	-	-	-	5,404,420
1333	N. Magoodhoo Council	3,066,490	-	-	-	3,066,490
1334	N. Manadhoo Council	8,340,077	-	-	-	8,340,077
1335	N. Holhudhoo Council	8,911,317	-	-	-	8,911,317
1336	N. Fodhdhoo Council	3,098,684	-	-	-	3,098,684
1337	N. Velidhoo Council	10,073,713	-	-	-	10,073,713
1338	R. Atoll Council	8,765,383	-	-	-	8,765,383
1339	R. Alifushee Council	10,033,093	-	-	-	10,033,093
1340	R. Vaadhoo Council	4,345,749	-	-	-	4,345,749
1341	R. Rasgetheemu Council	4,176,541	-	-	-	4,176,541
1342	R. Angolhitheemu Council	4,135,793	-	-	-	4,135,793
1343	R. Hulhuhuffaaruu Council	7,313,623	-	-	-	7,313,623
1344	R. Ungoofaaruu Council	8,393,001	-	-	-	8,393,001
1345	R. Dhuvaaafaru Council	15,666,287	-	-	-	15,666,287
1346	R. Maakurathu Council	5,127,221	-	-	-	5,127,221
1347	R. Rasmaadhoo Council	4,098,675	-	-	-	4,098,675
1348	R. Innamaadhoo Council	3,815,295	-	-	-	3,815,295
1349	R. Maduhvaree Council	8,511,249	-	-	-	8,511,249
1350	R. Inguraidhoo Council	7,262,827	-	-	-	7,262,827
1351	R. Meedhoo Council	10,075,112	-	-	-	10,075,112
1352	R. Fainu Council	4,241,251	-	-	-	4,241,251
1353	R. Kinolhahu Council	4,811,462	-	-	-	4,811,462
1354	B. Atoll Council	7,120,839	-	-	-	7,120,839
1355	B. Kudarikilu Council	3,872,160	-	-	-	3,872,160
1356	B. Kamadhoo Council	3,281,536	-	-	-	3,281,536
1357	B. Kendhoo Council	5,742,694	-	-	-	5,742,694
1358	B. Kihaadhoo Council	3,498,611	-	-	-	3,498,611
1359	B. Dhonfanu Council	3,233,433	-	-	-	3,233,433
1360	B. Dharavandhoo Council	5,208,912	-	-	-	5,208,912
1361	B. Maalhohu Council	3,936,899	-	-	-	3,936,899
1362	B. Eydhafushee Council	13,979,634	-	-	-	13,979,634
1363	B. Thulhaadhoo Council	8,621,065	-	-	-	8,621,065
1364	B. Hithaadhoo Council	4,924,426	-	-	-	4,924,426
1365	B. Fulhadhoo Council	2,695,859	-	-	-	2,695,859
1366	B. Fehendhoo Council	3,401,957	-	-	-	3,401,957
1367	B. Goidhoo Council	6,472,488	-	-	-	6,472,488
1368	Lh. Atoll Council	6,177,135	-	-	-	6,177,135
1369	Lh. Hinnavaruu Council	13,232,483	-	-	-	13,232,483
1370	Lh. Naifaru Council	20,455,373	-	-	-	20,455,373
1371	Lh. Kurendhoo Council	7,503,067	-	-	-	7,503,067

		Recurrent	Capital			2020 Total
			PSIP	Other Capital	Total Capital	
1372	Lh. Olhuvelifushee Council	4,281,725	-	-	-	4,281,725
1373	K. Atoll Council	8,098,806	-	-	-	8,098,806
1279	K. Kaashidhoo Council	13,192,716	-	-	-	13,192,716
1374	K. Gaafaru Council	6,791,639	-	-	-	6,791,639
1375	K. Dhiffushee Council	6,385,475	-	-	-	6,385,475
1376	K. Thulusdhoo Council	6,933,502	-	-	-	6,933,502
1377	K. Huraa Council	6,617,463	-	-	-	6,617,463
1378	K. Himmafushee Council	8,411,017	-	-	-	8,411,017
1379	K. Gulhee Council	5,520,209	-	-	-	5,520,209
1380	K. Maafushee Council	14,839,156	-	-	-	14,839,156
1381	K. Guraidhoo Council	9,863,001	-	-	-	9,863,001
1382	AA. Atoll Council	6,236,252	-	-	-	6,236,252
1383	AA. Thoddoo Council	8,944,440	-	-	-	8,944,440
1384	AA. Rasdhoo Council	5,715,639	-	-	-	5,715,639
1385	AA. Ukulhahu Council	6,311,331	-	-	-	6,311,331
1386	AA. Mathiveree Council	5,077,567	-	-	-	5,077,567
1387	AA. Bodufolhudhoo Council	4,272,421	-	-	-	4,272,421
1388	AA. Feridhoo Council	4,376,338	-	-	-	4,376,338
1389	AA. Maalhohu Council	4,110,778	-	-	-	4,110,778
1390	AA. Himandhoo Council	5,060,274	-	-	-	5,060,274
1391	ADh. Atoll Council	6,693,137	-	-	-	6,693,137
1392	ADh. Hanyaameedhoo Council	3,630,900	-	-	-	3,630,900
1393	ADh. Omadhoo Council	5,104,691	-	-	-	5,104,691
1394	ADh. Kunburudhoo Council	3,315,713	-	-	-	3,315,713
1395	ADh. Mahibadhoo Council	10,724,282	-	-	-	10,724,282
1396	ADh. Mandhoo Council	3,137,343	-	-	-	3,137,343
1397	ADh. Dhangethee Council	4,673,138	-	-	-	4,673,138
1398	ADh. Dhigurashu Council	4,747,101	-	-	-	4,747,101
1399	ADh. Dhidhdhoo Council	2,320,065	-	-	-	2,320,065
1400	ADh. Fenfushee Council	5,062,171	-	-	-	5,062,171
1401	ADh. Maamigilee Council	13,354,555	-	-	-	13,354,555
1402	V. Atoll Council	4,389,065	-	-	-	4,389,065
1403	V. Fulidhoo Council	3,223,331	-	-	-	3,223,331
1404	V. Thinadhoo Council	1,297,869	-	-	-	1,297,869
1405	V. Felidhoo Council	3,432,960	-	-	-	3,432,960
1406	V. Keyodhoo Council	4,414,706	-	-	-	4,414,706
1407	V. Rakeedhoo Council	1,692,707	-	-	-	1,692,707
1408	M. Atoll Council	5,449,427	-	-	-	5,449,427
1409	M. Raiymandhoo Council	2,203,219	-	-	-	2,203,219
1410	M. Veyvashu Council	3,117,830	-	-	-	3,117,830
1411	M. Mulaku Council	7,322,015	-	-	-	7,322,015
1412	M. Mulee Council	5,388,960	-	-	-	5,388,960

		Recurrent	Capital			2020
			PSIP	Other Capital	Total Capital	Total
1413	M. Naalaafushee Council	3,224,601	-	-	-	3,224,601
1414	M. Kolhufushee Council	5,405,012	-	-	-	5,405,012
1415	M. Dhiggaru Council	5,785,160	-	-	-	5,785,160
1416	M. Maduvvaree Council	2,909,873	-	-	-	2,909,873
1417	F. Atoll Council	5,198,057	-	-	-	5,198,057
1418	F. Feealee Council	5,721,759	-	-	-	5,721,759
1419	F. Bileiydhoo Council	5,719,732	-	-	-	5,719,732
1420	F. Magoodhoo Council	4,068,956	-	-	-	4,068,956
1421	F. Dharanboodhoo Council	3,469,636	-	-	-	3,469,636
1422	F. Nilandhoo Council	9,807,449	-	-	-	9,807,449
1423	Dh. Atoll Council	5,813,646	-	-	-	5,813,646
1424	Dh. Meedhoo Council	5,867,400	-	-	-	5,867,400
1425	Dh. Bandidhoo Council	5,181,887	-	-	-	5,181,887
1426	Dh. Rinbudhoo Council	3,854,796	-	-	-	3,854,796
1427	Dh. Hulhudhelee Council	4,980,270	-	-	-	4,980,270
1429	Dh. Maaenboodoo Council	4,316,896	-	-	-	4,316,896
1430	Dh. Kudahuvadhoo Council	13,468,882	-	-	-	13,468,882
1431	Th. Atoll Council	7,583,004	-	-	-	7,583,004
1432	Th. Burunee Council	4,603,716	-	-	-	4,603,716
1433	Th. Vilufushee Council	6,782,567	-	-	-	6,782,567
1434	Th. Madifushee Council	5,986,784	-	-	-	5,986,784
1435	Th. Dhiyamigilee Council	4,081,925	-	-	-	4,081,925
1436	Th. Guraidhoo Council	8,013,020	-	-	-	8,013,020
1437	Th. Kandoodhoo Council	4,820,940	-	-	-	4,820,940
1438	Th. Vandhoo Council	3,416,149	-	-	-	3,416,149
1439	Th. Hirilandhoo Council	6,735,313	-	-	-	6,735,313
1440	Th. Gaadhiffushee Council	2,432,569	-	-	-	2,432,569
1441	Th. Thimarafushee Council	7,172,356	-	-	-	7,172,356
1442	Th. Veymandoo Council	6,740,619	-	-	-	6,740,619
1443	Th. Kinbidhoo Council	5,298,987	-	-	-	5,298,987
1444	Th. Omadhoo Council	4,121,244	-	-	-	4,121,244
1445	L. Atoll Council	8,116,885	-	-	-	8,116,885
1446	L. Isdhoo Council	7,957,309	-	-	-	7,957,309
1447	L. Dhanbidhoo Council	5,307,532	-	-	-	5,307,532
1448	L. Maabaidhoo Council	5,711,399	-	-	-	5,711,399
1449	L. Mundoo Council	3,239,546	-	-	-	3,239,546
1450	L. Gamu Council	22,996,782	-	-	-	22,996,782
1451	L. Maavashu Council	9,046,759	-	-	-	9,046,759
1452	L. Fonadhoo Council	13,980,889	-	-	-	13,980,889
1454	L. Maamendhoo Council	5,863,034	-	-	-	5,863,034
1455	L. Hithadhoo Council	6,883,642	-	-	-	6,883,642
1456	L. Kunahandhoo Council	5,963,855	-	-	-	5,963,855

		Recurrent	Capital			2020
			PSIP	Other Capital	Total Capital	Total
1508	L. Kalaidhoo Council	6,891,374	-	-	-	6,891,374
1457	GA. Atoll Council	7,087,649	-	-	-	7,087,649
1458	GA. Kolamaafushee Council	6,393,773	-	-	-	6,393,773
1459	GA. Vilingilee Council	14,291,874	-	-	-	14,291,874
1460	GA. Maamendhoo Council	7,058,516	-	-	-	7,058,516
1461	GA. Nilandhoo Council	5,340,044	-	-	-	5,340,044
1462	GA. Dhaandhoo Council	6,945,264	-	-	-	6,945,264
1463	GA. Dhevvdhoo Council	5,531,977	-	-	-	5,531,977
1464	GA. Kondey Council	5,519,743	-	-	-	5,519,743
1465	GA. Gemanafushee Council	8,143,859	-	-	-	8,143,859
1466	GA. Kanduhulhuhdoo Council	5,388,072	-	-	-	5,388,072
1278	GDh. Atoll Council	8,197,200	-	-	-	8,197,200
1467	GDh. Madavelee Council	7,640,843	-	-	-	7,640,843
1468	GDh. Hoadedhdhoo Council	6,947,823	-	-	-	6,947,823
1469	GDh. Nadalla Council	6,006,522	-	-	-	6,006,522
1470	GDh. Gadhdhoo Council	9,638,642	-	-	-	9,638,642
1471	GDh. Rathafandhoo Council	5,350,695	-	-	-	5,350,695
1472	GDh. Vaadhoo Council	8,572,137	-	-	-	8,572,137
1473	GDh. Fiyoaree Council	6,588,597	-	-	-	6,588,597
1474	GDh. Faresmaathodaa Council	7,504,596	-	-	-	7,504,596
1475	GDh. Thinadhoo Council	25,731,907	-	-	-	25,731,907

ECONOMIC CLASSIFICATION OF GRANTS EXPENDITURE 2018-2022

(IN MVR)

	2018		2019		2020		2021		2022	
	Actuals		Revised		Approved					
	Mrf	%	Mrf	%	Mrf	%	Mrf	%	Mrf	%
RECURRENT EXPENDITURE	191.7	55.1	97.7	21.1	84.7	13.7	97.2	17.2	97.2	15.7
CAPITAL EXPENDITURE	156.2	44.9	366.0	78.9	532.7	86.3	466.9	82.8	521.1	84.3
TOTAL BUDGET	347.9	100.0	463.7	100.0	617.4	100.0	564.1	100.0	618.3	100.0
RECURRENT EXPENDITURE	191.7	55.1	97.7	21.1	84.7	13.7	97.2	17.2	97.2	15.7
210 Personal Emoluments	36.2	10.4	13.6	2.9	9.4	1.5	9.4	1.7	9.4	1.5
213 Pensions, Retirement Benefits and Gratuities	1.7	0.5	0.1	0.0	0.1	0.0	0.1	0.0	0.1	0.0
221 Travel Expenses	12.0	3.5	7.3	1.6	0.8	0.1	0.8	0.1	0.8	0.1
222 Supplies and Requisites	1.1	0.3	0.8	0.2	0.1	0.0	0.1	0.0	0.1	0.0
223 Operational Services	86.3	24.8	62.4	13.5	31.4	5.1	36.8	6.5	17.7	2.9
224 Supplies and Requisites for Service Provision	10.0	2.9	0.3	0.1	-	-	-	-	-	-
225 Training	33.8	9.7	12.8	2.8	19.7	3.2	34.5	6.1	49.9	8.1
226 Repairs and Maintenance	10.3	3.0	0.1	0.0	23.2	3.8	0.1	0.0	-	-
228 Grants, Contributions and Subsidies	0.1	0.0	0.3	0.1	0.0	0.0	15.4	2.7	19.2	3.1
CAPITAL EXPENDITURE	156.2	44.9	366.0	78.9	532.7	86.3	466.9	82.8	521.1	84.3
291 Development Projects	48.5	13.9	1.0	0.2	49.1	8.0	49.1	8.7	49.1	7.9
421 Land and Buildings	62.5	18.0	34.1	7.4	68.9	11.2	20.5	3.6	15.2	2.5
422 Infrastructure Assets	31.7	9.1	301.6	65.1	403.8	65.4	381.4	67.6	437.0	70.7
423 Capital Equipment	13.6	3.9	29.2	6.3	10.9	1.8	15.9	2.8	19.7	3.2
210 Personal Emoluments	36.2	10.4	13.6	2.9	9.4	1.5	9.4	1.7	9.4	1.5
211 Salaries and Wages	34.9	10.0	12.5	2.7	9.3	1.5	9.3	1.6	9.3	1.5
212 Allowances	1.4	0.4	1.1	0.2	0.1	0.0	0.1	0.0	0.1	0.0
211 Salaries and Wages	34.9	10.0	12.5	2.7	9.3	1.5	9.3	1.6	9.3	1.5
211001 Salaries and Wages	34.7	10.0	12.4	2.7	9.2	1.5	9.2	1.6	9.2	1.5
211002 Overtime Pay	0.1	0.0	0.0	0.0	0.0	0.0	0.0	0.0	0.0	0.0
212 Allowances to Employees	1.4	0.4	1.1	0.2	0.1	0.0	0.1	0.0	0.1	0.0
212005 Ramazan Allowance	0.3	0.1	0.1	0.0	0.0	0.0	0.0	0.0	0.0	0.0
212006 Medical Allowance	0.0	0.0	-	-	-	-	-	-	-	-
212009 Special Allowance for The Post	0.3	0.1	0.4	0.1	-	-	-	-	-	-
212010 Food Allowance	0.0	0.0	-	-	-	-	-	-	-	-
212013 Commuting Allowance for Local Non-Residents	0.0	0.0	-	-	-	-	-	-	-	-
212014 Dependants' Allowance	0.2	0.1	0.3	0.1	-	-	-	-	-	-

	2018		2019		2020		2021		2022	
	Actuals		Revised		Approved					
	Mrf	%	Mrf	%	Mrf	%	Mrf	%	Mrf	%
212015 Holiday Allowance	0.0	0.0	-	-	-	-	-	-	-	-
212023 Exclusive Job Allowance	0.0	0.0	-	-	-	-	-	-	-	-
212024 Phone Allowance	0.0	0.0	0.0	0.0	-	-	-	-	-	-
212025 Risk Allowance	0.0	0.0	0.0	0.0	0.0	0.0	0.0	0.0	0.0	0.0
212027 Service Allowance	0.3	0.1	0.4	0.1	0.1	0.0	0.1	0.0	0.1	0.0
212999 Other Allowances	0.1	0.0	-	-	-	-	-	-	-	-
213 Pensions, Retirement Benefits and Gratuities	1.7	0.5	0.1	0.0	0.1	0.0	0.1	0.0	0.1	0.0
213006 Contribution to the retirement pension scheme	1.7	0.5	0.1	0.0	0.1	0.0	0.1	0.0	0.1	0.0
221 Travel Expenses	12.0	3.5	7.3	1.6	0.8	0.1	0.8	0.1	0.8	0.1
221001 Travelling Expenses - Local Sea Travel	1.7	0.5	0.2	0.0	0.0	0.0	0.0	0.0	0.0	0.0
221002 Travelling Expenses - Local Land Travel	0.0	0.0	0.0	0.0	-	-	-	-	-	-
221003 Travelling Expenses - Local Air Travel	3.0	0.8	0.8	0.2	0.3	0.0	0.3	0.0	0.3	0.0
221004 Travelling Expenses - Overseas	6.0	1.7	6.2	1.3	0.5	0.1	0.5	0.1	0.5	0.1
221005 Travelling Expenses for Foreigners	0.7	0.2	0.1	0.0	-	-	-	-	-	-
221999 Other Travelling Expenses	0.7	0.2	-	-	-	-	-	-	-	-
222 Administrative Supplies	1.1	0.3	0.8	0.2	0.1	0.0	0.1	0.0	0.1	0.0
222001 Stationery and Office Requisites	0.3	0.1	0.7	0.2	0.1	0.0	0.1	0.0	0.1	0.0
222002 IT Related Materials	0.5	0.1	0.0	0.0	-	-	-	-	-	-
222004 Meals for Employees During Office Hours	0.0	0.0	-	-	-	-	-	-	-	-
222005 Electrical Items	0.1	0.0	0.0	0.0	-	-	-	-	-	-
222006 Spare Parts	0.0	0.0	-	-	-	-	-	-	-	-
222007 Materials for Uniforms	0.0	0.0	-	-	-	-	-	-	-	-
222008 Supplies for Office Cleaning	0.0	0.0	-	-	-	-	-	-	-	-
222009 Utensils and Accessories	0.0	0.0	-	-	-	-	-	-	-	-
222010 Office Decoration Materials	-	-	0.0	0.0	-	-	-	-	-	-
222011 Curtains, Table Cloths Etc	0.0	0.0	-	-	-	-	-	-	-	-
222999 Other Administrative Supplies	0.1	0.0	0.0	0.0	-	-	-	-	-	-
223 Administrative Services	86.3	24.8	62.4	13.5	31.4	5.1	36.8	6.5	17.7	2.9
223001 Telephone, Fax and Telex	0.0	0.0	-	-	-	-	-	-	-	-
223002 Electricity	0.0	0.0	-	-	-	-	-	-	-	-
223003 Water and Sanitation Services	0.0	0.0	0.0	0.0	-	-	-	-	-	-
223004 Leased Line and Internet	0.1	0.0	0.0	0.0	-	-	-	-	-	-
223005 Building rent and Land rent	0.2	0.1	0.0	0.0	-	-	-	-	-	-
223006 Hire Charges	0.0	0.0	-	-	-	-	-	-	-	-
223009 Postage and Message	0.0	0.0	0.0	0.0	-	-	-	-	-	-

	2018		2019		2020		2021		2022	
	Actuals		Revised		Approved					
	Mrf	%	Mrf	%	Mrf	%	Mrf	%	Mrf	%
223010 Announcements, Subscriptions and Advertisements	0.0	0.0	-	-	-	-	-	-	-	-
223011 Carriage and Conveyance	0.0	0.0	0.0	0.0	-	-	-	-	-	-
223012 Meeting or Seminar Related Expenses	4.3	1.2	3.1	0.7	1.2	0.2	1.2	0.2	1.2	0.2
223013 National Competitions and Ceremonies	3.3	1.0	3.1	0.7	3.0	0.5	3.0	0.5	3.0	0.5
223014 Social Development Programmes	7.2	2.1	9.8	2.1	3.5	0.6	3.5	0.6	3.5	0.6
223016 Consultancy, Translation & Other Related Services	25.9	7.4	44.9	9.7	23.5	3.8	28.8	5.1	9.7	1.6
223017 Expenses on Foreign Dignitaries	0.0	0.0	0.0	0.0	-	-	-	-	-	-
223018 Visa, Workpermit Fees of Expatriate Staff	0.9	0.3	0.0	0.0	-	-	-	-	-	-
223019 Annual Fees to Government	-	-	0.0	0.0	-	-	-	-	-	-
223020 Printing Services	1.0	0.3	0.1	0.0	-	-	-	-	-	-
223023 Expenses on International & Local Fairs	0.0	0.0	0.1	0.0	0.1	0.0	0.1	0.0	0.1	0.0
223024 Bank Charges and Commission	9.9	2.9	0.1	0.0	0.0	0.0	0.0	0.0	0.0	0.0
223025 Insurance	0.0	0.0	0.0	0.0	-	-	-	-	-	-
223999 Other Administrative Services	33.4	9.6	1.2	0.3	0.2	0.0	0.2	0.0	0.2	0.0
224 Operational Consumables	10.0	2.9	0.3	0.1	0.0	0.0	0.0	0.0	0.0	0.0
224001 Medical Consumables	9.4	2.7	0.3	0.1	-	-	-	-	-	-
224999 Other Operational Consumables	0.7	0.2	0.0	0.0	-	-	-	-	-	-
225 Training Expenses	33.8	9.7	12.8	2.8	19.7	3.2	34.5	6.1	49.9	8.1
225001 Scholarship and Fellowship Assistance	11.8	3.4	0.4	0.1	0.6	0.1	0.1	0.0	0.1	0.0
225002 Short Course Fees and Expenses - Overseas Training	4.3	1.2	0.0	0.0	-	-	-	-	-	-
225003 Workshops Related Expenses	5.1	1.5	3.6	0.8	2.7	0.4	2.7	0.5	2.7	0.4
225004 Course Fees and Related Expenses - Local Training	0.0	0.0	-	-	-	-	-	-	-	-
225005 Conducting Training Courses	2.2	0.6	8.8	1.9	16.4	2.7	31.8	5.6	47.2	7.6
225006 Staff training	10.4	3.0	0.0	0.0	0.0	0.0	0.0	0.0	0.0	0.0
226 Repairs and Maintenance	10.3	3.0	0.1	0.0	23.2	3.8	0.1	0.0	0.0	0.0
226002 Repairs - Non-Residential Buildings	8.6	2.5	-	-	23.2	3.8	0.1	0.0	-	-
226007 Repairs - Electricity Systems	0.0	0.0	0.0	0.0	-	-	-	-	-	-
226008 Repairs - Other Infrastructure	0.0	0.0	0.1	0.0	-	-	-	-	-	-
226010 Repairs - Machinery and Equipment	1.6	0.5	0.0	0.0	-	-	-	-	-	-
226012 Repairs - Communication Infrastructure	0.1	0.0	-	-	-	-	-	-	-	-
226014 Repairs - IT-Related Hardware	0.0	0.0	-	-	-	-	-	-	-	-
226015 Repairs - Other Equipment	0.0	0.0	-	-	-	-	-	-	-	-
226017 Repairs - Ships and Boats	0.0	0.0	-	-	-	-	-	-	-	-
228 Grants, Contribution and Subsidies	0.1	0.0	0.3	0.1	0.0	0.0	15.4	2.7	19.2	3.1
228003 Grants to Private Parties	0.0	0.0	0.0	0.0	0.0	0.0	0.0	0.0	0.0	0.0

	2018		2019		2020		2021		2022	
	Actuals		Revised		Approved					
	Mrf	%	Mrf	%	Mrf	%	Mrf	%	Mrf	%
228004 Awards	0.0	0.0	-	-	-	-	-	-	-	-
228005 Indemnities and Relief Against Natural Calamities	0.1	0.0	0.3	0.1	-	-	15.4	2.7	19.2	3.1
291 Capital Outlays	48.5	13.9	1.0	0.2	49.1	8.0	49.1	8.7	49.1	7.9
291001 Local Components for Foreign Assisted Projects	2.9	0.8	-	-	-	-	-	-	-	-
291002 Implementation Costs of Foreign Assisted Projects	45.6	13.1	1.0	0.2	49.1	8.0	49.1	8.7	49.1	7.9

	2018		2019		2020		2021		2022	
	Actuals		Revised		Approved					
	Mrf	%	Mrf	%	Mrf	%	Mrf	%	Mrf	%
421 Land and Buildings	62.5	18.0	34.1	7.4	68.9	11.2	20.5	3.6	15.2	2.5
421003 Non-Residential Buildings	62.5	18.0	34.1	7.4	68.9	11.2	20.5	3.6	15.2	2.5
422 Infrastructure Assets	31.7	9.1	301.6	65.1	403.8	65.4	381.4	67.6	437.0	70.7
422003 Wharves, Ports and Harbours	1.0	0.3	50.4	10.9	26.2	4.2	41.7	7.4	17.3	2.8
422004 Water and Sanitation Systems	20.6	5.9	16.5	3.6	40.9	6.6	40.9	7.2	40.9	6.6
422005 Electricity Systems	-	-	148.1	31.9	193.1	31.3	-	-	-	-
422999 Other Infrastructure	10.1	2.9	86.7	18.7	143.6	23.3	298.8	53.0	378.8	61.3
423 Capital Equipment	13.6	3.9	29.2	6.3	10.9	1.8	15.9	2.8	19.7	3.2
423001 Furniture and Fittings	0.2	0.1	0.1	0.0	-	-	-	-	-	-
423002 Machinery and Equipment	1.9	0.6	3.1	0.7	0.5	0.1	0.5	0.1	0.5	0.1
423003 Vehicular Equipment	0.0	0.0	1.4	0.3	-	-	-	-	-	-
423004 Tools, Instruments, Apparatus	0.1	0.0	0.0	0.0	-	-	-	-	-	-
423006 Communication Infrastructure	0.1	0.0	0.2	0.1	-	-	-	-	-	-
423007 Computer Software	1.4	0.4	0.8	0.2	-	-	-	-	-	-
423008 IT-Related Hardware	4.1	1.2	0.2	0.1	7.7	1.2	15.4	2.7	19.2	3.1
423999 Other Equipment	4.8	1.4	-	-	-	-	-	-	-	-
424001 Motor Vehicles	-	-	16.1	3.5	2.7	0.4	-	-	-	-
424002 Ships and Boats	0.9	0.3	7.3	1.6	-	-	-	-	-	-

GRANT EXPENDITURE BY OFFICE 2018-2022

(IN MVR)

	2018 Actuals	2019 Revised	2020	2021 Approved	2022
Total	347,866,221	463,685,674	617,409,865	564,086,636	618,328,152
S06 Civil Service Commission	42,592	-	-	-	-
1256 Civil Service Commission	42,592	-	-	-	-
S07 Human Rights Commission	182,430	1,033	-	-	-
1246 Human Rights Commission	182,430	1,033	-	-	-
S08 Anti-Corruption Commission	102,721	130,000	100,000	100,000	100,000
1245 Anti-Corruption Commission	102,721	130,000	100,000	100,000	100,000
S10 Prosecutor Generals Office	614,458	-	-	-	-
1257 Prosecutor General's Office	614,458	-	-	-	-
S11 Maldives Inland revenue Authority	11,497	12,000	10,000	10,000	10,000
1009 Maldives Inland revenue Authority	11,497	12,000	10,000	10,000	10,000
S13 Maldives Media Council	245,840	154,143	-	-	-
1270 Maldives Media Council	245,840	154,143	-	-	-
S16 Local Government Authority	82,084	1,075,543	5,500,000	-	-
1276 Local Government Authority	82,084	1,075,543	5,500,000	-	-
S44 Family Protection Authority	147,663	10,000	50,000	50,000	50,000
1505 Family Protection Authority	147,663	10,000	50,000	50,000	50,000
S20 Ministry of Finance	50,092,717	17,889,137	21,177,167	42,899,092	27,656,873
1272 Ministry of Finance	50,092,717	17,889,137	21,177,167	42,899,092	27,656,873
S21 Ministry of Defense	118,152	60,837	30,000	30,000	30,000
1012 Ministry of Defence	118,152	25,000	30,000	30,000	30,000
1522 National Counterterrorism Centre	-	35,837	-	-	-
S45 Maldives National Defense Force	-	3,287,040	-	-	-
1013 Maldives National Defense Force	-	3,287,040	-	-	-
S53 National Disaster Management Authority	612,315	2,222,354	220,000	220,000	220,000
1014 National Disaster Management Authority	612,315	2,222,354	220,000	220,000	220,000
S22 Ministry of Home Affairs	153,166	-	-	-	-
1016 Ministry of Home Affairs	127,910	-	-	-	-
1057 Juvenile Justice Unit	25,256	-	-	-	-
S39 Maldives Police Services	2,024,600	8,570,000	350,000	350,000	350,000
1027 Maldives Police Service	2,024,600	8,570,000	350,000	350,000	350,000
S46 Maldives Correctional Services	-	8,000,000	-	-	-
1025 Maldives Correctional Service	-	8,000,000	-	-	-
S40 Maldives Customs Services	27,925	10,000	5,000	5,000	5,000
1008 Maldives Customs Service	27,925	10,000	5,000	5,000	5,000
S23 Ministry of Education	38,627,504	12,077,186	9,377,574	2,781,832	2,274,468
1058 Ministry of Education	5,395,070	5,444,486	1,174,468	1,174,468	1,174,468
1500 National Institute of Education	250,049	3,475,876	600,000	600,000	600,000

		2018	2019	2020	2021	2022
		Actuals	Revised	Approved		
1518	Quality Assurance Department	1,976,231	620,000	500,000	500,000	500,000
1062	MOE / Atoll School Construction	31,006,154	2,536,824	7,103,106	507,364	-
S48	Ministry of Higher Education	-	7,685,000	15,370,000	30,740,000	46,110,000
1129	Ministry of Higher Education	-	7,685,000	15,370,000	30,740,000	46,110,000
S24	Maldives Islamic University	177,923	95,096	-	-	-
1141	Maldives Islamic University	177,923	95,096	-	-	-
S25	Maldives National University	11,377,918	1,150,000	33,526,052	17,252,346	13,410,421
1130	Maldives National University	11,377,918	1,150,000	33,526,052	17,252,346	13,410,421
S26	Ministry of Foreign Affairs	1,436,499	20,137	500,000	100,000	-
1147	Ministry of Foreign Affairs	1,436,499	20,137	500,000	100,000	-
S27	Ministry of Health	7,576,421	17,380,565	11,675,957	5,988,171	5,988,171
1163	Ministry of Health	353,444	11,560,295	6,187,786	500,000	500,000
1164	Health Protection Agency	7,222,977	5,820,270	5,488,171	5,488,171	5,488,171
S42	Male' Group of Hospitals	1,034,210	568,237	500,000	500,000	500,000
1166	Indira Gandhi Memorial Hospital	1,034,210	568,237	500,000	500,000	500,000
S41	National Social Protection Agency	78,720	-	-	-	-
1250	National Social Protection Agency	78,720	-	-	-	-
S28	Ministry of Economic Development	17,606,530	22,955,957	10,952,843	17,637,843	21,480,343
1202	Ministry of Economic Development	17,606,530	22,955,957	10,952,843	17,637,843	21,480,343
S50	Ministry of Transport & Civil Aviation	20,000	88,000	30,000	30,000	30,000
1232	Transport Authority	20,000	88,000	30,000	30,000	30,000
S30	Ministry of Youth, Sports and Community Empowerment	-	8,000,000	-	-	-
1215	Ministry of Youth, Sports & Community Empowerment	-	8,000,000	-	-	-
S52	Ministry of Arts, Culture and Heritage	551,749	52,215	-	-	-
1271	Department of Heritage	535,597	52,215	-	-	-
1210	National Library	16,152	-	-	-	-
S31	Ministry of National Planning and Infrastructure	64,409,138	60,842,634	33,669,763	44,426,887	21,260,957
1224	Ministry of National Planning and Infrastructure	64,000,498	59,654,501	33,434,736	44,191,860	21,025,930
1011	National Bureau of Statistics	408,640	1,188,133	235,027	235,027	235,027
S51	Ministry of Communication, Science and Technology	92,775	-	-	-	-
1238	National Centre For Information Technology	92,775	-	-	-	-
S32	Ministry of Fisheries, Marine Resources and Agriculture	18,336,787	66,555,284	24,489,178	35,526,092	46,563,006
1233	Ministry of Fisheries, Marine Resources and Agriculture	18,336,787	66,555,284	24,489,178	35,526,092	46,563,006
S33	Ministry of Islamic Affairs	12,873,271	15,107,419	23,910,293	11,427,144	10,498,775
1240	Ministry of Islamic Affairs	46,753	4,243,692	13,414,318	929,369	-
1241	Center for the Holy Quran	12,826,518	10,863,727	10,495,975	10,497,775	10,498,775
S34	Ministry of Environment	117,603,052	200,822,894	402,763,391	353,512,229	421,290,138
1229	Ministry of Environment	116,803,272	199,967,406	401,912,138	353,185,132	420,963,041
1228	Maldives Meteorological Service	33,886	100,115	-	-	-
1230	Maldives energy Authority	177,338	177,097	177,097	177,097	177,097
1231	Environmental Protection Agency	588,556	578,276	674,156	150,000	150,000

		2018	2019	2020	2021	2022
		Actuals	Revised	Approved		
S36	Ministry Of Gender, Family and Social Services	1,605,564	862,963	500,000	500,000	500,000
1510	Ministry Of Gender, Family and Social Services	1,605,564	862,963	500,000	500,000	500,000
S43	Councils	-	8,000,000	-	-	-
1477	Male' City Council	-	8,000,000	-	-	-

ECONOMIC CLASSIFICATION OF TRUST FUND EXPENDITURE 2018 - 2022

(IN MILLION MVR)

	2018		2019		2020		2021		2022	
	Actuals		Revised				Approved			
	Mrf	%	Mrf	%	Mrf	%	Mrf	%	Mrf	%
RECURRENT EXPENDITURE	147.1	69.8	113.0	11.0	138.3	14.8	140.4	9.4	142.4	23.5
CAPITAL EXPENDITURE	63.8	30.2	916.3	89.0	795.3	85.2	1,351.2	90.6	464.1	76.5
TOTAL BUDGET	210.9	100.0	1,029.2	100.0	933.7	100.0	1,491.5	100.0	606.5	100.0
RECURRENT EXPENDITURE	147.1	69.8	113.0	11.0	138.3	14.8	140.4	9.4	142.4	23.5
210 Personal Emoluments	22.7	10.8	21.8	2.1	7.7	0.8	7.7	0.5	7.7	1.3
213 Pensions, Retirement Benefits and Gratuities	0.4	0.2	0.4	0.0	0.1	0.0	0.1	0.0	0.1	0.0
221 Travel Expenses	2.5	1.2	1.8	0.2	1.1	0.1	1.1	0.1	1.1	0.2
222 Supplies and Requisites	1.1	0.5	0.8	0.1	0.7	0.1	0.7	0.0	0.7	0.1
223 Operational Services	24.5	11.6	16.5	1.6	62.7	6.7	62.7	4.2	62.7	10.3
224 Supplies and Requisites for Service Provision	0.7	0.3	0.1	0.0	0.2	0.0	0.2	0.0	0.2	0.0
225 Training	7.7	3.7	4.4	0.4	2.9	0.3	2.9	0.2	2.9	0.5
226 Repairs and Maintenance	6.7	3.2	3.9	0.4	0.6	0.1	0.6	0.0	0.6	0.1
228 Grants, Contributions and Subsidies	80.9	38.4	63.2	6.1	62.5	6.7	64.5	4.3	66.5	11.0
281 Payments against losses and right-offs	-	-	0.1	0.0	-	-	-	-	-	-
CAPITAL EXPENDITURE	63.8	30.2	916.3	89.0	795.3	85.2	1,351.2	90.6	464.1	76.5
291 Development Projects	-	-	0.0	0.0	-	-	-	-	-	-
421 Land and Buildings	1.6	0.8	61.2	5.9	6.8	0.7	2.0	0.1	-	-
422 Infrastructure Assets	-	-	760.8	73.9	788.0	84.4	1,348.7	90.4	463.6	76.4
423 Capital Equipment	5.8	2.8	0.8	0.1	0.5	0.1	0.5	0.0	0.5	0.1
440 Investment Outlays	0.6	0.3	3.5	0.3	-	-	-	-	-	-
730 Loan Outlays	55.8	26.4	90.0	8.7	-	-	-	-	-	-
210 Personal Emoluments	22.7	10.8	21.8	2.1	7.7	0.8	7.7	0.5	7.7	1.3
211 Salaries and Wages	8.5	4.0	9.5	0.9	4.4	0.5	4.4	0.3	4.4	0.7
212 Allowances	14.2	6.7	12.3	1.2	3.2	0.3	3.2	0.2	3.2	0.5
211 Salaries and Wages	8.5	4.0	9.5	0.9	4.4	0.5	4.4	0.3	4.4	0.7
211001 Salaries and Wages	8.4	4.0	9.3	0.9	4.3	0.5	4.3	0.3	4.3	0.7
211002 Overtime Pay	0.1	0.0	0.2	0.0	0.2	0.0	0.2	0.0	0.2	0.0
212 Allowances	14.2	6.7	12.3	1.2	3.2	0.3	3.2	0.2	3.2	0.5
212005 Ramazan Allowance	0.4	0.2	0.2	0.0	0.1	0.0	0.1	0.0	0.1	0.0
212008 Salary Increment	0.0	0.0	0.0	0.0	-	-	-	-	-	-
212009 Special Allowance for The Post	4.9	2.3	5.3	0.5	0.4	0.0	0.4	0.0	0.4	0.1
212011 Committee Allowance	0.5	0.2	0.4	0.0	0.0	0.0	0.0	0.0	0.0	0.0
212013 Commuting Allowance for Local Non-Residents	-	-	0.0	0.0	0.0	0.0	0.0	0.0	0.0	0.0

	2018		2019		2020		2021		2022	
	Actuals		Revised		Approved					
	Mrf	%	Mrf	%	Mrf	%	Mrf	%	Mrf	%
212014 Dependants' Allowance	0.2	0.1	0.2	0.0	-	-	-	-	-	-
212015 Holiday Allowance	0.0	0.0	0.0	0.0	0.0	0.0	0.0	0.0	0.0	0.0
212020 Religious Service Allowance	0.2	0.1	-	-	-	-	-	-	-	-
212021 Shift Duty Allowance	0.3	0.1	0.2	0.0	0.2	0.0	0.2	0.0	0.2	0.0
212023 Exclusive Job Allowance	2.0	0.9	2.1	0.2	0.2	0.0	0.2	0.0	0.2	0.0
212024 Phone Allowance	0.0	0.0	0.0	0.0	0.0	0.0	0.0	0.0	0.0	0.0
212025 Risk Allowance	1.1	0.5	0.6	0.1	0.6	0.1	0.6	0.0	0.6	0.1
212027 Service Allowance	1.9	0.9	1.9	0.2	0.4	0.0	0.4	0.0	0.4	0.1
212999 Other Allowances	2.7	1.3	1.3	0.1	1.3	0.1	1.3	0.1	1.3	0.2
213 Pensions, Retirement Benefits and Gratuities	0.4	0.2	0.4	0.0	0.1	0.0	0.1	0.0	0.1	0.0
213001 Pensions	0.3	0.1	0.3	0.0	-	-	-	-	-	-
213006 Contribution to the retirement pension scheme	0.1	0.0	0.1	0.0	0.1	0.0	0.1	0.0	0.1	0.0
221 Travel Expenses	2.5	1.2	1.8	0.2	1.1	0.1	1.1	0.1	1.1	0.2
221001 Travelling Expenses - Local Sea Travel	0.3	0.1	0.1	0.0	0.1	0.0	0.1	0.0	0.1	0.0
221002 Travelling Expenses - Local Land Travel	0.0	0.0	0.0	0.0	0.0	0.0	0.0	0.0	0.0	0.0
221003 Travelling Expenses - Local Air Travel	0.5	0.2	0.3	0.0	0.4	0.0	0.4	0.0	0.4	0.1
221004 Travelling Expenses - Overseas	1.7	0.8	1.4	0.1	0.6	0.1	0.6	0.0	0.6	0.1
221005 Travelling Expenses for Foreigners	0.0	0.0	-	-	-	-	-	-	-	-
221999 Other Travelling Expenses	0.0	0.0	-	-	-	-	-	-	-	-
222 Supplies and Requisites	1.1	0.5	0.8	0.1	0.7	0.1	0.7	0.0	0.7	0.1
222001 Stationery and Office Requisites	0.1	0.1	0.1	0.0	0.2	0.0	0.2	0.0	0.2	0.0
222002 IT Related Materials	0.2	0.1	0.0	0.0	0.0	0.0	0.0	0.0	0.0	0.0
222003 Fuel and Lubricants	0.1	0.0	0.4	0.0	0.1	0.0	0.1	0.0	0.1	0.0
222004 Meals for Employees During Office Hours	0.0	0.0	0.0	0.0	0.0	0.0	0.0	0.0	0.0	0.0
222005 Electrical Items	0.1	0.0	0.1	0.0	0.0	0.0	0.0	0.0	0.0	0.0
222006 Spare Parts	0.1	0.0	0.0	0.0	0.0	0.0	0.0	0.0	0.0	0.0
222007 Materials for Uniforms	0.0	0.0	-	-	-	-	-	-	-	-
222008 Supplies for Office Cleaning	0.0	0.0	0.0	0.0	0.1	0.0	0.1	0.0	0.1	0.0
222009 Utensils and Accessories	0.0	0.0	0.0	0.0	-	-	-	-	-	-
222010 Office Decoration Materials	0.0	0.0	0.1	0.0	-	-	-	-	-	-
222011 Curtains, Table Cloths Etc	0.0	0.0	-	-	-	-	-	-	-	-
222999 Other Administrative Supplies	0.4	0.2	0.2	0.0	0.3	0.0	0.3	0.0	0.3	0.0
223 Operational Services	24.5	11.6	16.5	1.6	62.7	6.7	62.7	4.2	62.7	10.3
223001 Telephone, Fax and Telex	0.1	0.0	0.3	0.0	0.0	0.0	0.0	0.0	0.0	0.0
223002 Electricity	0.5	0.2	0.4	0.0	0.3	0.0	0.3	0.0	0.3	0.0
223003 Water and Sanitation Services	0.2	0.1	0.1	0.0	0.1	0.0	0.1	0.0	0.1	0.0

	2018		2019		2020		2021		2022	
	Actuals		Revised		Approved					
	Mrf	%	Mrf	%	Mrf	%	Mrf	%	Mrf	%
223004 Leased Line and Internet	0.4	0.2	0.2	0.0	0.1	0.0	0.1	0.0	0.1	0.0
223005 Building rent and Land rent	0.2	0.1	0.2	0.0	0.2	0.0	0.2	0.0	0.2	0.0
223006 Hire Charges	0.0	0.0	-	-	-	-	-	-	-	-
223007 Security and Safeguarding Services	0.8	0.4	0.9	0.1	0.9	0.1	0.9	0.1	0.9	0.1
223008 Cleaning Services and Waste Disposal	1.0	0.5	0.9	0.1	0.8	0.1	0.8	0.1	0.8	0.1
223009 Postage and Message	0.0	0.0	0.0	0.0	-	-	-	-	-	-
223010 Announcements, Subscriptions and Advertisements	0.0	0.0	0.0	0.0	0.0	0.0	0.0	0.0	0.0	0.0
223011 Carriage and Conveyance	0.2	0.1	0.0	0.0	0.0	0.0	0.0	0.0	0.0	0.0
223012 Meeting or Seminar Related Expenses	5.7	2.7	3.0	0.3	1.9	0.2	1.9	0.1	1.9	0.3
223013 National Competitions and Ceremonies	6.0	2.9	5.2	0.5	4.7	0.5	4.7	0.3	4.7	0.8
223014 Social Development Programmes	2.1	1.0	0.3	0.0	50.4	5.4	50.4	3.4	50.4	8.3
223015 Examination Related Expenses	0.1	0.1	0.1	0.0	0.1	0.0	0.1	0.0	0.1	0.0
223016 Consultancy, Translation & Other Related Services	3.6	1.7	3.6	0.4	1.1	0.1	1.1	0.1	1.1	0.2
223017 Expenses on Foreign Dignitaries	0.8	0.4	0.2	0.0	0.3	0.0	0.3	0.0	0.3	0.0
223019 Annual Fees to Government	0.1	0.0	-	-	-	-	-	-	-	-
223020 Printing Services	1.8	0.9	0.1	0.0	0.0	0.0	0.0	0.0	0.0	0.0
223023 Expenses on International & Local Fairs	-	-	-	-	1.0	0.1	1.0	0.1	1.0	0.2
223024 Bank Charges and Commission	0.1	0.0	0.1	0.0	0.0	0.0	0.0	0.0	0.0	0.0
223025 Insurance	0.1	0.1	0.2	0.0	0.2	0.0	0.2	0.0	0.2	0.0
223999 Other Administrative Services	0.7	0.3	0.8	0.1	0.6	0.1	0.6	0.0	0.6	0.1
224 Supplies and Requisites for Service Provision	0.7	0.3	0.1	0.0	0.2	0.0	0.2	0.0	0.2	0.0
224001 Medical Consumables	0.1	0.0	-	-	-	-	-	-	-	-
224011 Educational Consumables	0.5	0.3	0.1	0.0	0.1	0.0	0.1	0.0	0.1	0.0
224021 Provision of food to people under arrest and detention	0.0	0.0	-	-	-	-	-	-	-	-
224022 Other Material for people under arrest and detention	0.1	0.0	0.0	0.0	0.1	0.0	0.1	0.0	0.1	0.0
225 Training	7.7	3.7	4.4	0.4	2.9	0.3	2.9	0.2	2.9	0.5
225001 Scholarship and Fellowship Assistance	0.2	0.1	0.2	0.0	1.2	0.1	1.2	0.1	1.2	0.2
225002 Short Course Fees and Expenses - Overseas Training	0.7	0.3	0.3	0.0	0.1	0.0	0.1	0.0	0.1	0.0
225003 Workshops Related Expenses	1.9	0.9	0.6	0.1	0.5	0.1	0.5	0.0	0.5	0.1
225004 Course Fees and Related Expenses - Local Training	0.0	0.0	0.1	0.0	-	-	-	-	-	-
225005 Conducting Training Courses	2.8	1.3	1.2	0.1	1.1	0.1	1.1	0.1	1.1	0.2
225006 Staff training	2.1	1.0	2.1	0.2	-	-	-	-	-	-
226 Repairs and Maintenance	6.7	3.2	3.9	0.4	0.6	0.1	0.6	0.0	0.6	0.1
226001 Repairs - Residential Buildings	0.6	0.3	0.0	0.0	0.1	0.0	0.1	0.0	0.1	0.0
226002 Repairs - Non-Residential Buildings	4.7	2.2	2.4	0.2	0.3	0.0	0.3	0.0	0.3	0.0
226003 Repairs - Roads and Bridges	0.0	0.0	-	-	-	-	-	-	-	-
226005 Repairs - Wharves, Ports and Harbours	0.0	0.0	-	-	-	-	-	-	-	-

	2018		2019		2020		2021		2022	
	Actuals		Revised		Approved					
	Mrf	%	Mrf	%	Mrf	%	Mrf	%	Mrf	%
226006 Repairs - Water and Sanitation Systems	0.1	0.1	0.2	0.0	0.1	0.0	0.1	0.0	0.1	0.0
226007 Repairs - Electricity Systems	0.2	0.1	0.0	0.0	-	-	-	-	-	-
226009 Repairs - Furniture and Fittings	0.1	0.0	0.0	0.0	-	-	-	-	-	-
226010 Repairs - Machinery and Equipment	0.6	0.3	0.7	0.1	-	-	-	-	-	-
226012 Repairs - Communication Infrastructure	0.2	0.1	-	-	-	-	-	-	-	-
226013 Repairs - Computer Software	-	-	0.4	0.0	-	-	-	-	-	-
226014 Repairs - IT-Related Hardware	0.0	0.0	0.0	0.0	-	-	-	-	-	-
226015 Repairs - Other Equipment	0.0	0.0	-	-	-	-	-	-	-	-
226016 Repairs - Motor Vehicles	0.0	0.0	0.0	0.0	0.1	0.0	0.1	0.0	0.1	0.0
226017 Repairs - Ships and Boats	0.2	0.1	0.1	0.0	0.1	0.0	0.1	0.0	0.1	0.0
228 Grants, Contributions and Subsidies	80.9	38.4	63.2	6.1	62.5	6.7	64.5	4.3	66.5	11.0
228003 Grants to Private Parties	23.2	11.0	21.7	2.1	22.5	2.4	23.5	1.6	24.5	4.0
228004 Awards	0.9	0.4	0.9	0.1	0.9	0.1	0.9	0.1	0.9	0.1
228005 Indemnities and Relief Against Natural Calamities	1.3	0.6	-	-	-	-	-	-	-	-
228007 Subscriptions and Fees to International Organisation	0.9	0.4	1.8	0.2	0.6	0.1	0.6	0.0	0.6	0.1
228010 Assistance for Community Programs	0.3	0.1	-	-	-	-	-	-	-	-
228015 Medical Treatment Support -Abroad	0.5	0.2	-	-	-	-	-	-	-	-
228999 Other Grants, Contributions and Subsidies	53.9	25.6	38.7	3.8	38.5	4.1	39.5	2.6	40.5	6.7
281 Payments against losses and right-offs	0.0	0.0	0.1	0.0	0.0	0.0	0.0	0.0	0.0	0.0
281002 Losses from Private Parties	-	-	0.1	0.0	-	-	-	-	-	-
291 Development Projects	0.0	0.0	0.0	0.0	0.0	0.0	0.0	0.0	0.0	0.0
291003 Other Economic Development Expenditure from Government Budget	-	-	0.0	0.0	-	-	-	-	-	-
421 Land and Buildings	1.6	0.8	61.2	5.9	6.8	0.7	2.0	0.1	0.0	0.0
421001 Land	0.9	0.4	61.2	5.9	3.9	0.4	1.0	0.1	-	-
421003 Non-Residential Buildings	0.7	0.3	-	-	3.0	0.3	1.0	0.1	-	-
422 Infrastructure Assets	0.0	0.0	760.8	73.9	788.0	84.4	1,348.7	90.4	463.6	76.4
422003 Wharves, Ports and Harbours	-	-	-	-	233.4	25.0	604.8	40.6	90.3	14.9
422004 Water and Sanitation Systems	-	-	469.3	45.6	394.7	42.3	586.7	39.3	206.5	34.1
422005 Electricity Systems	-	-	102.9	10.0	42.4	4.5	14.1	0.9	-	-
422999 Other Infrastructure	-	-	188.6	18.3	117.5	12.6	142.9	9.6	166.8	27.5
423 Capital Equipment	5.8	2.8	0.8	0.1	0.5	0.1	0.5	0.0	0.5	0.1
423001 Furniture and Fittings	0.7	0.3	0.0	0.0	0.1	0.0	0.1	0.0	0.1	0.0
423002 Machinery and Equipment	1.2	0.6	0.2	0.0	0.2	0.0	0.2	0.0	0.2	0.0
423004 Tools, Instruments, Apparatus	0.0	0.0	0.0	0.0	0.1	0.0	0.1	0.0	0.1	0.0
423005 Reference Books and Exhibition Goods	0.0	0.0	-	-	-	-	-	-	-	-

	2018		2019		2020		2021		2022	
	Actuals		Revised		Approved					
	Mrf	%	Mrf	%	Mrf	%	Mrf	%	Mrf	%
423006 Communication Infrastructure	0.3	0.2	0.4	0.0	-	-	-	-	-	-
423007 Computer Software	0.2	0.1	-	-	-	-	-	-	-	-
423008 IT-Related Hardware	1.4	0.7	0.2	0.0	0.1	0.0	0.1	0.0	0.1	0.0
423999 Other Equipment	0.3	0.1	-	-	0.1	0.0	0.1	0.0	0.1	0.0
424001 Motor Vehicles	1.8	0.9	-	-	-	-	-	-	-	-
440 Investment Outlays	0.6	0.3	3.5	0.3	0.0	0.0	0.0	0.0	0.0	0.0
441001 Equity Capital to Public Enterprises	-	-	3.5	0.3	-	-	-	-	-	-
441003 Investment on Shares	0.6	0.3	-	-	-	-	-	-	-	-
730 Loan Outlays	55.8	26.4	90.0	8.7	0.0	0.0	0.0	0.0	0.0	0.0
731003 New Domestic Lending - Individuals	49.5	23.5	90.0	8.7	-	-	-	-	-	-
731999 Other New Domestic Lending	6.3	3.0	-	-	-	-	-	-	-	-

TRUST FUND EXPENDITURE BY OFFICE 2018- 2022

(IN MVR)

	2018	2019	2020	2021	2022
	Actuals	Revised	Approved		
Total	210,907,382	1,029,234,737	933,678,887	1,491,504,227	606,470,342
1265 MOF / Special Budget	17,985,270	20,400,342	-	-	-
Civil Aviation Trust Fund	17,985,270	20,400,342			
1012 Ministry of Defence	9,500	-	-	-	-
Addana Trust Fund	9,500				
1014 National Disaster Management Authority	1,347,350	-	-	-	-
Disaster Management Fund	1,347,350				
1058 Ministry of Education	21,886,239	12,632,376	8,109,200	8,109,200	8,109,200
Education Fund	21,886,239	12,632,376	8,109,200	8,109,200	8,109,200
1065 Majeediyya School	457,220	420,000	420,000	420,000	420,000
School Trust Fund	457,220	420,000	420,000	420,000	420,000
1066 Dharumavantha school	82,837	301,500	250,000	250,000	250,000
School Trust Fund	82,837	301,500	250,000	250,000	250,000
1067 Aminiyya School	485,272	596,500	585,000	585,000	585,000
School Trust Fund	485,272	596,500	585,000	585,000	585,000
1261 Hiriya School	180,809	182,933	150,000	150,000	150,000
School Trust Fund	180,809	182,933	150,000	150,000	150,000
1068 Iskandaru School	771,953	557,614	455,000	455,000	455,000
School Trust Fund	771,953	557,614	455,000	455,000	455,000
1069 Centre For Higher Secondary Education	138,197	90,000	90,000	90,000	90,000
School Trust Fund	138,197	90,000	90,000	90,000	90,000
1070 Al- Madrasathul Arabiyyathul Islamiyya	-	58,000	40,000	40,000	40,000
School Trust Fund		58,000	40,000	40,000	40,000
1071 Jamaaludeen School	210,845	-	-	-	-
School Trust Fund	210,845				
1072 Thaajudeen School	427,474	563,334	350,000	350,000	350,000
School Trust Fund	427,474	563,334	350,000	350,000	350,000
1073 Kalaafaanu School	751,128	1,132,549	600,000	600,000	600,000
School Trust Fund	751,128	1,132,549	600,000	600,000	600,000
1075 Muhiyudeen School	213,156	280,242	220,000	220,000	220,000
School Trust Fund	213,156	280,242	220,000	220,000	220,000
1076 Imaadudeen School	447,304	250,000	250,000	250,000	250,000
School Trust Fund	447,304	250,000	250,000	250,000	250,000
1077 Ghaazee school	287,643	683,373	250,000	250,000	250,000
School Trust Fund	287,643	683,373	250,000	250,000	250,000
1514 Rehendhi School	1,040,437	600,548	260,000	260,000	260,000
School Trust Fund	1,040,437	600,548	260,000	260,000	260,000
1129 Ministry of Higher Education	30,000	-	-	-	-
Higher Education Trust Fund	30,000				

	2018	2019	2020	2021	2022
	Actuals	Revised		Approved	
1263 Maldives Polytechnic	3,946,513	380,930	100,000	100,000	100,000
MIVET Trust Fund	3,946,513	380,930	100,000	100,000	100,000
1141 Maldives Islamic University	6,179,747	3,949,502	3,393,000	3,393,000	3,393,000
IUM Trust Fund	6,179,747	3,949,502	3,393,000	3,393,000	3,393,000
1163 Ministry of Health	3,936,210	2,938,892	646,500	646,500	646,500
Health Services Fund	3,936,210	2,938,892	646,500	646,500	646,500
1250 National Social Protection Agency	500,698	5,500	-	-	-
Social Safety Assistance Fund	500,698	5,500			
1202 Ministry of Economic Development	49,503,371	90,000,000	-	-	-
SME Financial Support Trust Fund	49,503,371	90,000,000			
1226 Regional Airports	2,059,149	-	-	-	-
Kaadehdhoo Airport Trust Fund	2,059,149				
1204 Ministry of Tourism	78,124	500,000	100,000	100,000	100,000
Tourism Promotion Trust Fund	78,124	500,000	100,000	100,000	100,000
1271 Department of Heritage	18,348	-	-	-	-
Heritage Trust Fund	18,348				
1269 Dhivehi Bahuge Academy	148,214	144,000	144,000	144,000	144,000
MIVET Trust Fund	148,214	144,000	144,000	144,000	144,000
1211 National Centre for the Arts	1,264,159	551,620	550,000	550,000	550,000
Arts Development Fund	1,264,159	551,620	550,000	550,000	550,000
1224 Ministry of National Planning and Infrastructure	-	472,052,738	588,177,965	1,186,409,124	296,846,476
Maldives Green Fund		472,052,738	588,177,965	1,186,409,124	296,846,476
1239 Communications Authority of Maldives	125,928	100,000	2,100,000	2,100,000	2,100,000
ICT Trust Fund	125,928	100,000	2,100,000	2,100,000	2,100,000
1233 Ministry of Fisheries, Marine Resources and Agriculture	20,617	163,656	20,000	20,000	20,000
Agriculture Trust Fund	20,617	163,656	20,000	20,000	20,000
1240 Ministry of Islamic Affairs	85,814,933	65,112,794	63,877,731	65,877,731	67,877,731
Dheeneekanthah Kurieruvumah Trust Fund	16,590,299	4,617,423	4,502,123	4,502,123	4,502,123
Miskithaabehey Vaqf Fund	1,377,756	401,767	500,000	500,000	500,000
Zakat Fund	67,846,878	60,093,604	58,875,608	60,875,608	62,875,608
1229 Ministry of Environment	1,316,132	351,147,230	259,057,991	216,642,172	219,160,935
B.Atoll Conservation Fund	1,316,132	1,179,918	1,029,126	1,033,126	1,036,426
Conservation Fund		61,485	1,363,119	1,363,119	1,363,119
Maldives Green Fund		349,905,827	256,665,746	214,245,927	216,761,390
1510 Ministry Of Gender, Family and Social Services	7,058,883	3,070,564	3,082,500	3,092,500	3,102,500
Kudakudhina Khaasa Eheege Trust Fund	7,058,883	3,070,564	3,082,500	3,092,500	3,102,500
1192 National Drug Agency	345,517	18,000	400,000	400,000	400,000
Drug Control Trust Fund	345,517	18,000	400,000	400,000	400,000
1277 Addu City Council	550,000	-	-	-	-
Local Council Trust Fund	550,000				
1306 HDh. Neykurendhoo Council	330,720	-	-	-	-
Local Council Trust Fund	330,720				

		2018	2019	2020	2021	2022
		Actuals	Revised	Approved		
1359	B. Dhonfanu Council	253,085	-	-	-	-
	Local Council Trust Fund	253,085				
1465	GA. Gemanafushee Council	318,000	-	-	-	-
	Local Council Trust Fund	318,000				
1469	GDh. Nadalla Council	-	350,000	-	-	-
	Local Council Trust Fund		350,000			
1472	GDh. Vaadhoo Council	386,400	-	-	-	-
	Local Council Trust Fund	386,400				

TOTAL BUDGET BY AGA 2020

(IN MVR)

		Office	Trust Fund	Grants	Loan	Total
		Expenditure				Budget
Total		33,435,053,656	933,678,887	617,409,865	2,885,172,457	37,871,314,865
S01	Presidents Office	175,000,000	-	-	-	175,000,000
1001	Presidents Office	141,273,084	-	-	-	141,273,084
1003	Official Residence of the President	26,408,853	-	-	-	26,408,853
1005	Official Residence of the Vice President	7,318,063	-	-	-	7,318,063
S02	People's Majlis	210,582,552	-	22,702,647	-	233,285,199
1242	People's Majlis	210,582,552	-	22,702,647	-	233,285,199
S04	Department of Judicial Administration	545,015,654	-	-	-	545,015,654
1264	Department of Judicial Administration	110,288,777	-	-	-	110,288,777
1248	Supreme Court of the Maldives	34,040,184	-	-	-	34,040,184
1249	High Court	31,601,179	-	-	-	31,601,179
1251	Majistrate Courts	245,501,918	-	-	-	245,501,918
1252	Civil Court	41,138,146	-	-	-	41,138,146
1253	Criminal Court	31,106,777	-	-	-	31,106,777
1254	Family Court	26,810,666	-	-	-	26,810,666
1255	Juvenile Court	10,318,005	-	-	-	10,318,005
1486	Drug Court	14,210,002	-	-	-	14,210,002
S03	Judicial Service Commission	17,643,119	-	-	-	17,643,119
1247	Judicial Service Commission	17,643,119	-	-	-	17,643,119
S05	Elections Commission	82,788,500	-	-	-	82,788,500
1244	Elections Commission	82,788,500	-	-	-	82,788,500
S06	Civil Service Commission	28,000,000	-	-	-	28,000,000
1256	Civil Service Commission	28,000,000	-	-	-	28,000,000
S07	Human Rights Commission	24,100,000	-	-	-	24,100,000
1246	Human Rights Commission	24,100,000	-	-	-	24,100,000
S08	Anti-Corruption Commission	36,401,372	-	100,000	-	36,501,372
1245	Anti-Corruption Commission	36,401,372	-	100,000	-	36,501,372
S09	Auditor Generals Office	64,906,741	-	-	-	64,906,741
1243	Auditor General's Office	64,906,741	-	-	-	64,906,741
S10	Prosecutor Generals Office	71,999,986	-	-	-	71,999,986
1257	Prosecutor General's Office	71,999,986	-	-	-	71,999,986
S11	Maldives Inland revenue Authority	120,561,200	-	10,000	-	120,571,200
1009	Maldives Inland revenue Authority	120,561,200	-	10,000	-	120,571,200
S12	Employment Tribunal	9,300,000	-	-	-	9,300,000
1222	Employment Tribunal	9,300,000	-	-	-	9,300,000
S13	Maldives Media Council	5,200,000	-	-	-	5,200,000
1270	Maldives Media Council	5,200,000	-	-	-	5,200,000
S14	Maldives Broadcasting Commission	9,400,000	-	-	-	9,400,000
1478	Maldives Broadcasting Commission	9,400,000	-	-	-	9,400,000
S15	Tax Appeal Tribunal	11,886,000	-	-	-	11,886,000
1275	Tax Appeal Tribunal	11,886,000	-	-	-	11,886,000

		Office	Trust Fund	Grants	Loan	Total
		Expenditure				Budget
S16	Local Government Authority	122,432,107	-	5,500,000	-	127,932,107
1276	Local Government Authority	122,432,107	-	5,500,000	-	127,932,107
S17	Information Commissioners Office	4,800,000	-	-	-	4,800,000
1512	Information Commissioner's Office	4,800,000	-	-	-	4,800,000
S18	National Integrity Commission	9,200,000	-	-	-	9,200,000
1515	National Integrity Commission	9,200,000	-	-	-	9,200,000
S44	Family Protection Authority	9,699,993	-	50,000	-	9,749,993
1505	Family Protection Authority	9,699,993	-	50,000	-	9,749,993
S35	Attorney Generals Office	31,859,997	-	-	-	31,859,997
1144	Attorney General's Office	31,859,997	-	-	-	31,859,997
S56	Maldives International Arbitration Centre	10,000,000	-	-	-	10,000,000
1535	Maldives International Arbitration Centre	10,000,000	-	-	-	10,000,000
S20	Ministry of Finance	78,381,622	-	21,177,167	1,056,192,888	1,155,751,677
1272	Ministry of Finance	78,381,622	-	21,177,167	1,056,192,888	1,155,751,677
S37	Special Budget	8,860,894,116	-	-	-	8,860,894,116
1265	MOF / Special Budget	8,860,894,116	-	-	-	8,860,894,116
S38	Pension Budget	1,320,000,000	-	-	-	1,320,000,000
1007	MOFT / Pension Budget	1,320,000,000	-	-	-	1,320,000,000
S21	Ministry of Defense	17,202,472	-	30,000	-	17,232,472
1012	Ministry of Defence	16,859,190	-	30,000	-	16,889,190
1522	National Counterterrorism Centre	343,282	-	-	-	343,282
S55	Aviation Security Command	138,350,113	-	-	-	138,350,113
1498	Aviation Security Command	138,350,113	-	-	-	138,350,113
S45	Maldives National Defense Force	1,335,006,543	-	-	-	1,335,006,543
1013	Maldives National Defense Force	1,335,006,543	-	-	-	1,335,006,543
S53	National Disaster Management Authority	18,000,000	-	220,000	-	18,220,000
1014	National Disaster Management Authority	18,000,000	-	220,000	-	18,220,000
S47	Maldives Immigration	188,474,995	-	-	-	188,474,995
1029	Maldives Immigration	188,474,995	-	-	-	188,474,995
S22	Ministry of Home Affairs	77,346,726	-	-	-	77,346,726
1016	Ministry of Home Affairs	70,616,755	-	-	-	70,616,755
1057	Juvenile Justice Unit	6,729,971	-	-	-	6,729,971
S39	Maldives Police Services	1,639,187,304	-	350,000	-	1,639,537,304
1027	Maldives Police Service	1,639,187,304	-	350,000	-	1,639,537,304
S46	Maldives Correctional Services	403,688,684	-	-	-	403,688,684
1025	Maldives Correctional Service	403,688,684	-	-	-	403,688,684
S40	Maldives Customs Services	219,710,595	-	5,000	-	219,715,595
1008	Maldives Customs Service	219,710,595	-	5,000	-	219,715,595
S23	Ministry of Education	3,280,316,895	12,029,200	9,377,574	-	3,301,723,669
1058	Ministry of Education	517,717,342	8,109,200	1,174,468	-	527,001,010
1060	Department of Public Examination	62,162,491	-	-	-	62,162,491
1500	National Institute of Education	21,686,436	-	600,000	-	22,286,436
1518	Quality Assurance Department	6,234,932	-	500,000	-	6,734,932
1062	MOE / Atoll School Construction	366,671,187	-	7,103,106	-	373,774,293
1063	MOE / Male' School Construction	140,625,000	-	-	-	140,625,000
1065	Majeediyya School	29,481,402	420,000	-	-	29,901,402

		Office	Trust Fund	Grants	Loan	Total
		Expenditure				Budget
1066	Dharumavantha school	20,375,497	250,000	-	-	20,625,497
1067	Aminiyya School	37,244,856	585,000	-	-	37,829,856
1261	Hiriya School	26,911,362	150,000	-	-	27,061,362
1068	Iskandaru School	36,992,770	455,000	-	-	37,447,770
1069	Centre For Higher Secondary Education	25,475,964	90,000	-	-	25,565,964
1070	Al- Madrasathul Arabiyyathul Islamiyya	27,328,413	40,000	-	-	27,368,413
1071	Jamaaludeen School	37,896,956	-	-	-	37,896,956
1072	Thaajudeen School	30,226,901	350,000	-	-	30,576,901
1073	Kalaafaanu School	29,388,833	600,000	-	-	29,988,833
1075	Muhyudeen School	21,876,906	220,000	-	-	22,096,906
1076	Imaadudeen School	34,917,308	250,000	-	-	35,167,308
1077	Ghaazee school	34,643,813	250,000	-	-	34,893,813
1514	Rehendhi School	35,604,050	260,000	-	-	35,864,050
1526	Huravee School	23,959,338	-	-	-	23,959,338
1537	Izzudeen School	20,231,958	-	-	-	20,231,958
1079	Ha.Atoll Education Centre	17,033,996	-	-	-	17,033,996
1080	Hdh.Atoll Education Centre	22,921,079	-	-	-	22,921,079
1081	Sh.Atoll Education Centre	10,427,866	-	-	-	10,427,866
1082	N.Atoll Education Centre	10,406,973	-	-	-	10,406,973
1083	R.Atoll Education Centre	15,010,186	-	-	-	15,010,186
1084	B.Atoll Education Centre	21,870,944	-	-	-	21,870,944
1085	LH.Atoll Education Centre	14,105,632	-	-	-	14,105,632
1086	Adh.Atoll Education Centre	12,845,653	-	-	-	12,845,653
1087	F.Atoll Education Centre	15,812,333	-	-	-	15,812,333
1088	Dh.Atoll Education Centre	18,290,264	-	-	-	18,290,264
1089	TH.Atoll Education Centre	8,644,091	-	-	-	8,644,091
1090	L.Atoll Education Centre	15,145,571	-	-	-	15,145,571
1091	GA.Atoll Education Centre	15,952,844	-	-	-	15,952,844
1092	Gdh.Atoll Education Centre	14,275,705	-	-	-	14,275,705
1093	Gn.Atoll Education Centre	14,213,153	-	-	-	14,213,153
1095	Ha.Atholhu Madharusaa	13,462,484	-	-	-	13,462,484
1096	Ihavandhoo School	19,183,461	-	-	-	19,183,461
1097	Madhurasathul Seikh Ibrahim	8,704,242	-	-	-	8,704,242
1098	Afeefudheen School	17,492,635	-	-	-	17,492,635
1099	Nolhivaram School	14,756,780	-	-	-	14,756,780
1100	Jalaaludeen School	14,095,618	-	-	-	14,095,618
1101	Sh.Atoll School	10,554,867	-	-	-	10,554,867
1102	Funadhoo School	14,774,529	-	-	-	14,774,529
1103	Milandhoo School	16,647,116	-	-	-	16,647,116
1104	Kendhikulhudhoo School	12,770,623	-	-	-	12,770,623
1105	Meyna School	13,094,874	-	-	-	13,094,874
1106	Ungoofaaruu School	11,923,821	-	-	-	11,923,821
1107	Alifushee School	12,857,777	-	-	-	12,857,777
1108	Maduvaree School	14,038,279	-	-	-	14,038,279
1109	Hulhudhufaaruu School	11,789,121	-	-	-	11,789,121
1110	Thulhaadhoo School	11,304,724	-	-	-	11,304,724

		Office	Trust Fund	Grants	Loan	Total
		Expenditure				Budget
1111	Lh.Atoll School	10,231,051	-	-	-	10,231,051
1112	Madhurasathul Ifthithaah	19,459,929	-	-	-	19,459,929
1113	K.Atoll School	12,655,864	-	-	-	12,655,864
1114	Adh.Atoll School	11,254,729	-	-	-	11,254,729
1115	Qatharu Ameer School	15,649,904	-	-	-	15,649,904
1116	L.Maavashu School	10,637,662	-	-	-	10,637,662
1117	Aboobakuru School	10,666,272	-	-	-	10,666,272
1118	Hafiz Ahmed School	17,931,567	-	-	-	17,931,567
1119	Madhurasathul Sheikh Mohamed Jamaaluddin / Gn.Fuvahmulah	16,724,715	-	-	-	16,724,715
1120	Hithadhoo School	21,092,931	-	-	-	21,092,931
1121	Sharafudheen School	28,937,061	-	-	-	28,937,061
1122	Feydhoo School	16,102,696	-	-	-	16,102,696
1123	Addu High School	18,185,051	-	-	-	18,185,051
1504	Thinadhoo School	9,187,558	-	-	-	9,187,558
1501	Northern Education Unit	201,803,209	-	-	-	201,803,209
1502	Central Education Unit	182,727,710	-	-	-	182,727,710
1503	Southern Education Unit	173,877,343	-	-	-	173,877,343
1521	North Central Education Unit	205,210,322	-	-	-	205,210,322
1520	South Central Education Unit	250,404,837	-	-	-	250,404,837
1533	Department of Inclusive Education	15,515,528	-	-	-	15,515,528
S48	Ministry of Higher Education	843,830,821	100,000	15,370,000	-	859,300,821
1129	Ministry of Higher Education	807,914,530	-	15,370,000	-	823,284,530
1142	Maldives Qualification Authority	8,297,817	-	-	-	8,297,817
1482	Technical and Vocational Education Training Authority	6,495,287	-	-	-	6,495,287
1263	Maldives Polytechnic	21,123,187	100,000	-	-	21,223,187
S24	Maldives Islamic University	45,906,017	3,393,000	-	-	49,299,017
1141	Maldives Islamic University	45,906,017	3,393,000	-	-	49,299,017
S25	Maldives National University	207,488,893	-	33,526,052	-	241,014,945
1130	Maldives National University	47,139,983	-	33,526,052	-	80,666,035
1131	Faculty of Education	19,537,612	-	-	-	19,537,612
1132	Faculty of Health Sciences	11,734,683	-	-	-	11,734,683
1133	Faculty of Management & Computing	11,645,476	-	-	-	11,645,476
1134	Faculty of Engineering Technology	12,339,633	-	-	-	12,339,633
1135	Faculty of Hospitality and Tourism Studies	12,175,708	-	-	-	12,175,708
1136	Centre for Maritime Studies	4,026,540	-	-	-	4,026,540
1137	Centre for Open Learning	3,852,497	-	-	-	3,852,497
1139	Atoll Campuses	15,459,087	-	-	-	15,459,087
1140	Faculty of Arts	7,012,513	-	-	-	7,012,513
1484	Faculty of Islamic Studies	16,057,679	-	-	-	16,057,679
1266	National law Library	6,042,437	-	-	-	6,042,437
1523	School of Nursing	10,066,295	-	-	-	10,066,295
1524	Centre for Foundation Studies	5,370,235	-	-	-	5,370,235
1527	School of Medicine	25,028,515	-	-	-	25,028,515
S26	Ministry of Foreign Affairs	331,198,233	-	500,000	-	331,698,233
1147	Ministry of Foreign Affairs	67,278,503	-	500,000	-	67,778,503
1148	Embassy of the Republic of Maldives in Dhaka, Bangladesh	6,273,219	-	-	-	6,273,219

		Office	Trust Fund	Grants	Loan	Total
		Expenditure				Budget
1149	Embassy of the Republic of Maldives in Colombo, Sri Lanka	26,001,403	-	-	-	26,001,403
1150	Permanent Mission of Maldives to the United Nations	18,502,772	-	-	-	18,502,772
1151	Embassy of the Republic of Maldives in London, United Kingdom	10,356,405	-	-	-	10,356,405
1152	Embassy of the Republic of Maldives in New Delhi, India	12,794,464	-	-	-	12,794,464
1153	Consulate of the Republic of Maldives in Thiruvananthapuram, India	8,577,428	-	-	-	8,577,428
1154	Embassy of the Republic of Maldives in Kuala Lumpur, Malaysia	32,126,107	-	-	-	32,126,107
1155	Embassy of the Republic of Maldives in Japan	13,411,188	-	-	-	13,411,188
1157	Embassy of the Republic of Maldives in Beijing, China	10,257,662	-	-	-	10,257,662
1158	Embassy of the Republic of Maldives in Riyadh, Saudi Arabia	11,788,432	-	-	-	11,788,432
1159	Permanent Mission of Maldives to the United Nations, Geneva, Switz	16,807,085	-	-	-	16,807,085
1160	Embassy of the Republic of Maldives in Islamabad, Pakistan	7,066,628	-	-	-	7,066,628
1161	Maldives Mission to the European Union, Brussels, Belgium	8,770,839	-	-	-	8,770,839
1162	Embassy of Republic of Maldives in Singapore	12,793,743	-	-	-	12,793,743
1274	Embassy of the Republic of Maldives in Abu Dhabi, United Arab Emir:	10,385,211	-	-	-	10,385,211
1519	Embassy of the Republic of Maldives in Berlin, Germany	14,370,483	-	-	-	14,370,483
1525	Embassy of the Republic of Maldives in Thailand	22,111,592	-	-	-	22,111,592
1536	Consulate of the Republic of Maldives in Jeddah, KSA	11,615,361	-	-	-	11,615,361
1538	Embassy of the Republic of Maldives in Moskov, Russia	9,909,708	-	-	-	9,909,708
S27	Ministry of Health	2,636,992,966	646,500	11,675,957	-	2,649,315,423
1163	Ministry of Health	843,423,739	646,500	6,187,786	-	850,258,025
1164	Health Protection Agency	33,485,515	-	5,488,171	-	38,973,686
1191	Maldives Food & Drug Authority	26,611,302	-	-	-	26,611,302
1507	Maldives Blood Service	26,695,112	-	-	-	26,695,112
1167	HD. Regional Hospital	168,242,950	-	-	-	168,242,950
1168	R. Regional Hospital	168,832,163	-	-	-	168,832,163
1170	M. Regional Hospital	51,075,391	-	-	-	51,075,391
1171	GDH. Regional Hospital	159,581,800	-	-	-	159,581,800
1172	L. Regional Hospital	152,922,711	-	-	-	152,922,711
1169	S. Regional Hospital	201,264,928	-	-	-	201,264,928
1173	HA. Atoll Hospital	83,319,374	-	-	-	83,319,374
1174	SH. Atoll Hospital	81,642,706	-	-	-	81,642,706
1175	N. Atoll Hospital	67,089,515	-	-	-	67,089,515
1176	B. Atoll Hospital	66,369,893	-	-	-	66,369,893
1177	LH. Atoll Hospital	52,734,805	-	-	-	52,734,805
1497	K. Atoll Health Services	48,488,659	-	-	-	48,488,659
1178	AA. Atoll Hospital	45,061,314	-	-	-	45,061,314
1179	ADH. Atoll Hospital	55,579,648	-	-	-	55,579,648
1180	V. Atoll Hospital	22,372,886	-	-	-	22,372,886
1181	F. Atoll Hospital	42,323,831	-	-	-	42,323,831
1182	DH. Atoll Hospital	51,308,400	-	-	-	51,308,400
1183	TH. Atoll Hospital	75,037,861	-	-	-	75,037,861
1184	GA. Atoll Hospital	67,261,885	-	-	-	67,261,885
1185	Gn. Atoll Hospital	39,317,204	-	-	-	39,317,204
1186	Dhamanaveshi	6,949,374	-	-	-	6,949,374
S42	Male' Group of Hospitals	1,491,468,771	-	500,000	-	1,491,968,771
1166	Indira Gandhi Memorial Hospital	886,903,912	-	500,000	-	887,403,912

		Office	Trust Fund	Grants	Loan	Total
		Expenditure				Budget
1187	Villingili Hospital	44,730,850	-	-	-	44,730,850
1528	Dharumavantha Hospital	229,071,877	-	-	-	229,071,877
1188	Hulhumale Hospital	330,762,132	-	-	-	330,762,132
S41	National Social Protection Agency	1,390,800,001	-	-	-	1,390,800,001
1250	National Social Protection Agency	1,390,800,001	-	-	-	1,390,800,001
S28	Ministry of Economic Development	181,990,930	-	10,952,843	28,588,200	221,531,973
1202	Ministry of Economic Development	166,090,106	-	10,952,843	28,588,200	205,631,149
1517	Special Economic Zones Maldives	1,568,600	-	-	-	1,568,600
1511	Labour Relations Authority	14,332,224	-	-	-	14,332,224
S50	Ministry of Transport & Civil Aviation	265,223,460	-	30,000	-	265,253,460
1530	Ministry of Transport & Civil Aviation	22,814,209	-	-	-	22,814,209
1226	Regional Airports	227,409,258	-	-	-	227,409,258
1232	Transport Authority	14,999,993	-	30,000	-	15,029,993
S29	Ministry of Tourism	48,484,261	100,000	-	-	48,584,261
1204	Ministry of Tourism	48,484,261	100,000	-	-	48,584,261
S30	Ministry of Youth, Sports and Community Empowerment	532,047,140	-	-	-	532,047,140
1215	Ministry of Youth, Sports & Community Empowerment	532,047,140	-	-	-	532,047,140
S52	Ministry of Arts, Culture and Heritage	69,360,180	694,000	-	-	70,054,180
1532	Ministry of Arts, Culture and Heritage	20,797,039	-	-	-	20,797,039
1271	Department of Heritage	18,045,805	-	-	-	18,045,805
1269	Dhivehi Bahuge Academy	10,137,775	144,000	-	-	10,281,775
1210	National Library	6,977,505	-	-	-	6,977,505
1211	National Centre for the Arts	5,649,384	550,000	-	-	6,199,384
1213	National Bureau of Classification	2,937,338	-	-	-	2,937,338
1506	National Archives	4,815,334	-	-	-	4,815,334
S31	Ministry of National Planning and Infrastructure	2,835,082,807	588,177,965	33,669,763	1,562,773,155	5,019,703,690
1224	Ministry of National Planning and Infrastructure	2,770,816,798	588,177,965	33,434,736	1,562,773,155	4,955,202,654
1483	Maldives Land and Survey Authority	15,337,605	-	-	-	15,337,605
1011	National Bureau of Statistics	33,928,405	-	235,027	-	34,163,432
1026	Department of National Registrations	14,999,999	-	-	-	14,999,999
S49	Ministry of Housing and Urban Development	927,093,363	-	-	109,923,518	1,037,016,881
1529	Ministry of Housing & Urban Development	927,093,363	-	-	109,923,518	1,037,016,881
S51	Ministry of Communication, Science and Technology	77,883,999	2,100,000	-	-	79,983,999
1531	Ministry of Communication, Science and Technology	21,500,000	-	-	-	21,500,000
1238	National Centre For Information Technology	50,083,999	-	-	-	50,083,999
1239	Communications Authority of Maldives	6,300,000	2,100,000	-	-	8,400,000
S32	Ministry of Fisheries, Marine Resources and Agriculture	132,942,978	20,000	24,489,178	50,573,019	208,025,175
1233	Ministry of Fisheries, Marine Resources and Agriculture	132,942,978	20,000	24,489,178	50,573,019	208,025,175

		Office	Trust Fund	Grants	Loan	Total
		Expenditure				Budget
S33	Ministry of Islamic Affairs	214,191,099	63,877,731	23,910,293	-	301,979,123
1240	Ministry of Islamic Affairs	204,228,547	63,877,731	13,414,318	-	281,520,596
1241	Center for the Holy Quran	7,453,673	-	10,495,975	-	17,949,648
1534	Islamee Fathuvadhey Majilis	2,508,879	-	-	-	2,508,879
S34	Ministry of Environment	120,093,973	259,057,991	402,763,391	77,121,677	859,037,032
1229	Ministry of Environment	61,304,162	259,057,991	401,912,138	77,121,677	799,395,968
1228	Maldives Meteorological Service	40,362,437	-	-	-	40,362,437
1230	Maldives energy Authority	3,441,668	-	177,097	-	3,618,765
1231	Environmental Protection Agency	14,985,706	-	674,156	-	15,659,862
S36	Ministry Of Gender, Family and Social Services	290,625,424	3,482,500	500,000	-	294,607,924
1510	Ministry Of Gender, Family and Social Services	64,993,411	3,082,500	500,000	-	68,575,911
1196	Family & Children Service Centre	29,048,667	-	-	-	29,048,667
1197	Kudakudhinge Hiyaa	18,610,533	-	-	-	18,610,533
1516	Fiyavathi	18,037,975	-	-	-	18,037,975
1192	National Drug Agency	122,804,610	400,000	-	-	123,204,610
1194	Khaassa Eeheap Beynunvaa Meehun thibey Marukaz	37,130,228	-	-	-	37,130,228
S43	Councils	1,615,011,054	-	-	-	1,615,011,054
1477	Male' City Council	140,850,924	-	-	-	140,850,924
1476	Fuvamulaku City Council	44,344,034	-	-	-	44,344,034
1277	Addu City Council	73,206,810	-	-	-	73,206,810
1281	HA. Atoll Council	8,477,115	-	-	-	8,477,115
1280	HA. Utheemu Council	4,949,944	-	-	-	4,949,944
1282	HA. Thuraakunu Council	4,747,201	-	-	-	4,747,201
1283	HA. Uligamu Council	5,530,735	-	-	-	5,530,735
1284	HA. Mulhadhoo Council	5,336,421	-	-	-	5,336,421
1285	HA. Hoarafushee Council	10,853,169	-	-	-	10,853,169
1286	HA. Ihavandhoo Council	14,199,408	-	-	-	14,199,408
1287	HA. Kela Council	9,547,566	-	-	-	9,547,566
1288	HA. Vashafaru Council	4,021,587	-	-	-	4,021,587
1289	HA. Dhidhdhoo Council	15,037,521	-	-	-	15,037,521
1290	HA. Filladhoo Council	8,544,233	-	-	-	8,544,233
1291	HA. Maarandhoo Council	5,498,681	-	-	-	5,498,681
1292	HA. Thakandhoo Council	4,100,604	-	-	-	4,100,604
1293	HA. Muraidhoo Council	4,481,017	-	-	-	4,481,017
1294	HA. Baarashu Council	10,244,526	-	-	-	10,244,526
1295	HDh. Atoll Council	9,519,973	-	-	-	9,519,973
1296	HDh. Hanimaadhoo Council	12,199,874	-	-	-	12,199,874
1297	HDh. Finey Council	4,825,519	-	-	-	4,825,519
1298	HDh. Naivaadhoo Council	4,148,784	-	-	-	4,148,784
1299	HDh. Hirimaradhoo Council	3,646,778	-	-	-	3,646,778
1300	HDh. Nohivaranfaru Council	8,208,582	-	-	-	8,208,582
1301	HDh. Nellaidhoo Council	5,802,722	-	-	-	5,802,722
1302	HDh. Nohivaramu Council	11,455,532	-	-	-	11,455,532
1303	HDh. Kurinbee Council	4,403,487	-	-	-	4,403,487
1304	HDh. Kulhudhuffushee Council	42,943,271	-	-	-	42,943,271
1305	HDh. Kumundhoo Council	7,685,744	-	-	-	7,685,744

		Office	Trust Fund	Grants	Loan	Total
		Expenditure				Budget
1306	HDh. Neykurendhoo Council	7,252,836	-	-	-	7,252,836
1307	HDh. Vaikaradhoo Council	6,425,777	-	-	-	6,425,777
1308	HDh. Makunadhoo Council	8,245,976	-	-	-	8,245,976
1309	Sh. Atoll Council	8,985,063	-	-	-	8,985,063
1310	Sh. Kanditheemu Council	7,845,054	-	-	-	7,845,054
1311	Sh. Noomaraa Council	3,904,561	-	-	-	3,904,561
1312	Sh. Goidhoo Council	6,250,786	-	-	-	6,250,786
1313	Sh. Feydhoo Council	6,473,347	-	-	-	6,473,347
1314	Sh. Feevaku Council	5,613,710	-	-	-	5,613,710
1315	Sh. Bileiyfahee Council	4,718,459	-	-	-	4,718,459
1316	Sh. Foakaidhoo Council	8,404,712	-	-	-	8,404,712
1317	Sh. Narudhoo Council	4,560,455	-	-	-	4,560,455
1318	Sh. Maroshee Council	4,734,703	-	-	-	4,734,703
1319	Sh. Lhaimagu Council	4,639,313	-	-	-	4,639,313
1320	Sh. Komandoo Council	6,847,195	-	-	-	6,847,195
1321	Sh. Maangoodhoo Council	5,414,386	-	-	-	5,414,386
1322	Sh. Funadhoo Council	12,600,003	-	-	-	12,600,003
1323	Sh. Milandhoo Council	11,383,817	-	-	-	11,383,817
1324	N. Atoll Council	7,292,249	-	-	-	7,292,249
1325	N. Henbadhoo Council	4,008,448	-	-	-	4,008,448
1326	N. Kendhikulhudhoo Council	9,800,127	-	-	-	9,800,127
1327	N. Maalhendhoo Council	4,692,653	-	-	-	4,692,653
1328	N. Kudafaree Council	3,707,737	-	-	-	3,707,737
1329	N. Landhoo Council	5,184,475	-	-	-	5,184,475
1330	N. Maafaru Council	5,808,488	-	-	-	5,808,488
1331	N. Lhohee Council	4,222,250	-	-	-	4,222,250
1332	N. Miladhoo Council	5,404,420	-	-	-	5,404,420
1333	N. Magoodhoo Council	3,066,490	-	-	-	3,066,490
1334	N. Manadhoo Council	8,340,077	-	-	-	8,340,077
1335	N. Holhudhoo Council	8,911,317	-	-	-	8,911,317
1336	N. Fodhdhoo Council	3,098,684	-	-	-	3,098,684
1337	N. Velidhoo Council	10,073,713	-	-	-	10,073,713
1338	R. Atoll Council	8,765,383	-	-	-	8,765,383
1339	R. Alifushee Council	10,033,093	-	-	-	10,033,093
1340	R. Vaadhoo Council	4,345,749	-	-	-	4,345,749
1341	R. Rasgetheemu Council	4,176,541	-	-	-	4,176,541
1342	R. Angolhitheemu Council	4,135,793	-	-	-	4,135,793
1343	R. Hulhudhuffaar Council	7,313,623	-	-	-	7,313,623
1344	R. Ungoofaar Council	8,393,001	-	-	-	8,393,001
1345	R. Dhuvafaru Council	15,666,287	-	-	-	15,666,287
1346	R. Maakurathu Council	5,127,221	-	-	-	5,127,221
1347	R. Rasmaadhoo Council	4,098,675	-	-	-	4,098,675
1348	R. Innamaadhoo Council	3,815,295	-	-	-	3,815,295
1349	R. Maduhvaree Council	8,511,249	-	-	-	8,511,249
1350	R. Inguraidhoo Council	7,262,827	-	-	-	7,262,827
1351	R. Meedhoo Council	10,075,112	-	-	-	10,075,112

		Office	Trust Fund	Grants	Loan	Total
		Expenditure				Budget
1352	R. Fainu Council	4,241,251	-	-	-	4,241,251
1353	R. Kinolhahu Council	4,811,462	-	-	-	4,811,462
1354	B. Atoll Council	7,120,839	-	-	-	7,120,839
1355	B. Kudarikilu Council	3,872,160	-	-	-	3,872,160
1356	B. Kamadhoo Council	3,281,536	-	-	-	3,281,536
1357	B. Kendhoo Council	5,742,694	-	-	-	5,742,694
1358	B. Kihaadhoo Council	3,498,611	-	-	-	3,498,611
1359	B. Dhonfanu Council	3,233,433	-	-	-	3,233,433
1360	B. Dharavandhoo Council	5,208,912	-	-	-	5,208,912
1361	B. Maalhohu Council	3,936,899	-	-	-	3,936,899
1362	B. Eydhafushee Council	13,979,634	-	-	-	13,979,634
1363	B. Thulhaadhoo Council	8,621,065	-	-	-	8,621,065
1364	B. Hithaadhoo Council	4,924,426	-	-	-	4,924,426
1365	B. Fulhadhoo Council	2,695,859	-	-	-	2,695,859
1366	B. Fehendhoo Council	3,401,957	-	-	-	3,401,957
1367	B. Goidhoo Council	6,472,488	-	-	-	6,472,488
1368	Lh. Atoll Council	6,177,135	-	-	-	6,177,135
1369	Lh. Hinnavaru Council	13,232,483	-	-	-	13,232,483
1370	Lh. Naifaru Council	20,455,373	-	-	-	20,455,373
1371	Lh. Kurendhoo Council	7,503,067	-	-	-	7,503,067
1372	Lh. Olhuvelifushee Council	4,281,725	-	-	-	4,281,725
1373	K. Atoll Council	8,098,806	-	-	-	8,098,806
1279	K. Kaashidhoo Council	13,192,716	-	-	-	13,192,716
1374	K. Gaafaru Council	6,791,639	-	-	-	6,791,639
1375	K. Dhiffushee Council	6,385,475	-	-	-	6,385,475
1376	K. Thulusdhoo Council	6,933,502	-	-	-	6,933,502
1377	K. Huraa Council	6,617,463	-	-	-	6,617,463
1378	K. Himmafushee Council	8,411,017	-	-	-	8,411,017
1379	K. Gulhee Council	5,520,209	-	-	-	5,520,209
1380	K. Maafushee Council	14,839,156	-	-	-	14,839,156
1381	K. Guraidhoo Council	9,863,001	-	-	-	9,863,001
1382	AA. Atoll Council	6,236,252	-	-	-	6,236,252
1383	AA. Thoddoo Council	8,944,440	-	-	-	8,944,440
1384	AA. Rasdhoo Council	5,715,639	-	-	-	5,715,639
1385	AA. Ukulhahu Council	6,311,331	-	-	-	6,311,331
1386	AA. Mathiverree Council	5,077,567	-	-	-	5,077,567
1387	AA. Bodufolhudhoo Council	4,272,421	-	-	-	4,272,421
1388	AA. Feridhoo Council	4,376,338	-	-	-	4,376,338
1389	AA. Maalhohu Council	4,110,778	-	-	-	4,110,778
1390	AA. Himandhoo Council	5,060,274	-	-	-	5,060,274
1391	ADh. Atoll Council	6,693,137	-	-	-	6,693,137
1392	ADh. Hanyaameedhoo Council	3,630,900	-	-	-	3,630,900
1393	ADh. Omadhoo Council	5,104,691	-	-	-	5,104,691
1394	ADh. Kunburudhoo Council	3,315,713	-	-	-	3,315,713
1395	ADh. Mahibadhoo Council	10,724,282	-	-	-	10,724,282
1396	ADh. Mandhoo Council	3,137,343	-	-	-	3,137,343

		Office	Trust Fund	Grants	Loan	Total
		Expenditure				Budget
1397	ADh. Dhangethee Council	4,673,138	-	-	-	4,673,138
1398	ADh. Dhigurashu Council	4,747,101	-	-	-	4,747,101
1399	ADh. Dhidhdhoo Council	2,320,065	-	-	-	2,320,065
1400	ADh. Fenfushee Council	5,062,171	-	-	-	5,062,171
1401	ADh. Maamigilee Council	13,354,555	-	-	-	13,354,555
1402	V. Atoll Council	4,389,065	-	-	-	4,389,065
1403	V. Fulidhoo Council	3,223,331	-	-	-	3,223,331
1404	V. Thinadhoo Council	1,297,869	-	-	-	1,297,869
1405	V. Felidhoo Council	3,432,960	-	-	-	3,432,960
1406	V. Keyodhoo Council	4,414,706	-	-	-	4,414,706
1407	V. Rakeedhoo Council	1,692,707	-	-	-	1,692,707
1408	M. Atoll Council	5,449,427	-	-	-	5,449,427
1409	M. Raiymandhoo Council	2,203,219	-	-	-	2,203,219
1410	M. Veyvashu Council	3,117,830	-	-	-	3,117,830
1411	M. Mulaku Council	7,322,015	-	-	-	7,322,015
1412	M. Mulee Council	5,388,960	-	-	-	5,388,960
1413	M. Naalaafushee Council	3,224,601	-	-	-	3,224,601
1414	M. Kolhufushee Council	5,405,012	-	-	-	5,405,012
1415	M. Dhiggaru Council	5,785,160	-	-	-	5,785,160
1416	M. Maduvvaree Council	2,909,873	-	-	-	2,909,873
1417	F. Atoll Council	5,198,057	-	-	-	5,198,057
1418	F. Feealee Council	5,721,759	-	-	-	5,721,759
1419	F. Bileiydhoo Council	5,719,732	-	-	-	5,719,732
1420	F. Magoodhoo Council	4,068,956	-	-	-	4,068,956
1421	F. Dharanboodhoo Council	3,469,636	-	-	-	3,469,636
1422	F. Nilandhoo Council	9,807,449	-	-	-	9,807,449
1423	Dh. Atoll Council	5,813,646	-	-	-	5,813,646
1424	Dh. Meedhoo Council	5,867,400	-	-	-	5,867,400
1425	Dh. Bandidhoo Council	5,181,887	-	-	-	5,181,887
1426	Dh. Rinbudhoo Council	3,854,796	-	-	-	3,854,796
1427	Dh. Hulhudhelee Council	4,980,270	-	-	-	4,980,270
1429	Dh. Maaenboodoo Council	4,316,896	-	-	-	4,316,896
1430	Dh. Kudahuvadhoo Council	13,468,882	-	-	-	13,468,882
1431	Th. Atoll Council	7,583,004	-	-	-	7,583,004
1432	Th. Burunee Council	4,603,716	-	-	-	4,603,716
1433	Th. Vilufushee Council	6,782,567	-	-	-	6,782,567
1434	Th. Madifushee Council	5,986,784	-	-	-	5,986,784
1435	Th. Dhiyamigilee Council	4,081,925	-	-	-	4,081,925
1436	Th. Guraidhoo Council	8,013,020	-	-	-	8,013,020
1437	Th. Kandoodhoo Council	4,820,940	-	-	-	4,820,940
1438	Th. Vandhoo Council	3,416,149	-	-	-	3,416,149
1439	Th. Hirilandhoo Council	6,735,313	-	-	-	6,735,313
1440	Th. Gaadhiffushee Council	2,432,569	-	-	-	2,432,569
1441	Th. Thimarafushee Council	7,172,356	-	-	-	7,172,356
1442	Th. Veymandoo Council	6,740,619	-	-	-	6,740,619
1443	Th. Kinbidhoo Council	5,298,987	-	-	-	5,298,987

		Office	Trust Fund	Grants	Loan	Total
		Expenditure				Budget
1444	Th. Omadhoo Council	4,121,244	-	-	-	4,121,244
1445	L. Atoll Council	8,116,885	-	-	-	8,116,885
1446	L. Isdhoo Council	7,957,309	-	-	-	7,957,309
1447	L. Dhanbidhoo Council	5,307,532	-	-	-	5,307,532
1448	L. Maabaidhoo Council	5,711,399	-	-	-	5,711,399
1449	L. Mundoo Council	3,239,546	-	-	-	3,239,546
1450	L. Gamu Council	22,996,782	-	-	-	22,996,782
1451	L. Maavashu Council	9,046,759	-	-	-	9,046,759
1452	L. Fonadhoo Council	13,980,889	-	-	-	13,980,889
1454	L. Maamendhoo Council	5,863,034	-	-	-	5,863,034
1455	L. Hithadhoo Council	6,883,642	-	-	-	6,883,642
1456	L. Kunahandhoo Council	5,963,855	-	-	-	5,963,855
1508	L. Kalaidhoo Council	6,891,374	-	-	-	6,891,374
1457	GA. Atoll Council	7,087,649	-	-	-	7,087,649
1458	GA. Kolamaafushee Council	6,393,773	-	-	-	6,393,773
1459	GA. Vilingilee Council	14,291,874	-	-	-	14,291,874
1460	GA. Maamendhoo Council	7,058,516	-	-	-	7,058,516
1461	GA. Nilandhoo Council	5,340,044	-	-	-	5,340,044
1462	GA. Dhaandhoo Council	6,945,264	-	-	-	6,945,264
1463	GA. Dheevadhoo Council	5,531,977	-	-	-	5,531,977
1464	GA. Kondey Council	5,519,743	-	-	-	5,519,743
1465	GA. Gemanafushee Council	8,143,859	-	-	-	8,143,859
1466	GA. Kanduhulhuhdoo Council	5,388,072	-	-	-	5,388,072
1278	GDh. Atoll Council	8,197,200	-	-	-	8,197,200
1467	GDh. Madavelee Council	7,640,843	-	-	-	7,640,843
1468	GDh. Hoadedhdhoo Council	6,947,823	-	-	-	6,947,823
1469	GDh. Nadalla Council	6,006,522	-	-	-	6,006,522
1470	GDh. Gadhhdoo Council	9,638,642	-	-	-	9,638,642
1471	GDh. Rathafandhoo Council	5,350,695	-	-	-	5,350,695
1472	GDh. Vaadhoo Council	8,572,137	-	-	-	8,572,137
1473	GDh. Fiyoaree Council	6,588,597	-	-	-	6,588,597
1474	GDh. Faresmaathodaa Council	7,504,596	-	-	-	7,504,596
1475	GDh. Thinadhoo Council	25,731,907	-	-	-	25,731,907

Strategic Action Plan 2020-2022

In MVR

	2020	2021	2022
	Approved		
Total	37,871,314,865	42,749,485,445	42,657,215,356
Blue Economy	4,322,049,451	3,937,244,426	4,025,045,098
Labour and Commercial Development, and Economic Diversification	4,114,024,276	3,705,455,989	3,844,140,419
Fishing and Agriculture	208,025,175	231,788,437	180,904,679
Caring State	12,371,979,194	13,058,401,270	12,477,555,807
Hospital Services	3,558,754,085	3,917,790,429	3,770,027,707
Public Health Services	585,405,109	563,275,119	567,963,327
Pre-School, Primary and Secondary Education	3,314,900,558	3,487,864,095	3,048,721,516
Tertiary Education	1,149,614,783	1,286,181,854	1,246,265,814
Illness and Disability Benefits	1,371,568,149	1,411,533,616	1,452,698,048
Old Age Benefits	1,320,000,000	1,320,000,000	1,320,000,000
Social Protection N.E.C	1,071,736,510	1,071,756,157	1,071,879,395
Dignified Family	3,740,321,613	3,494,041,255	3,972,870,676
Housing Development	1,025,147,652	866,190,641	1,388,796,359
Community Empowerment	1,884,162,950	1,978,848,909	2,108,467,205
Housing and Community Empowerment N.E.C	13,294,229	955,889	-
Sports and Entertainment	533,547,140	311,692,578	241,112,586
Cultural Services	56,289,953	65,264,533	54,430,291
Family and Children	171,827,689	213,355,145	120,598,669
Orphans and children without guardians	56,052,000	57,733,560	59,465,566
Jazeera Dhiriulhun	5,957,970,762	9,431,981,704	6,135,211,043
Energy	279,440,265	24,831,387	3,673,729
Transport	3,272,659,736	5,658,779,924	3,890,485,719
Communication	80,507,938	83,047,841	84,122,238
Waste Management	214,666,547	387,402,474	600,902,152
Sewerage system	1,053,124,759	1,591,995,180	672,435,896
Air Pollution Abatement	21,169,644	16,797,043	15,997,043
Protection of Biodiversity	361,567,236	792,112,586	304,390,025
Environmental Protection N.E.C	139,599,916	142,246,302	139,622,997
Water Supply	195,789,904	417,709,367	159,191,101

	2020	2021	2022
	Approved		
Street Lighting	10,524,115	-	-
Broadcasting and Publishing Services	8,137,338	8,204,175	8,273,018
Religious Services	320,783,364	308,855,425	256,117,125
Good Governance	11,478,993,845	12,827,816,790	16,046,532,732
Government policy implementation, law drafting, fiscal and foreign policy related expenditure	3,049,925,498	2,984,291,474	3,019,000,505
Public Service	190,114,369	138,319,039	133,896,504
Debt Repayment	1,883,670,994	3,017,692,844	6,163,529,624
Debt Servicing	1,843,741,722	2,132,677,325	2,169,218,639
Military Defence	1,332,968,793	1,342,548,378	1,355,023,901
Civil Defence	166,402,585	211,700,030	308,008,950
Border Protection and Safety	1,809,690,597	1,761,289,922	1,740,000,045
Fire and Rescue Service	612,750	32,250	-
Rule of Law	776,906,128	813,575,488	778,840,973
Remand and Rehabilitation	424,960,409	425,690,040	379,013,591



6

Public Sector Investment Program

Public Sector Investment Program

PUBLIC SECTOR INVESTMENT PROGRAM SUMMARY 2018 - 2022

(IN MVR)

	2018 Actuals	2019 Revised	2020	2021 Approved	2022
Total	6,825,711,204	5,994,097,451	10,454,755,213	13,634,410,691	9,938,164,100
Domestic PSIP	2,374,048,525	2,344,333,284	6,332,443,888	7,453,603,079	4,475,877,308
Loan PSIP	4,254,912,741	2,493,350,625	2,854,811,039	4,425,971,135	4,546,427,265
Grant PSIP	196,488,542	334,454,977	472,656,575	401,881,426	452,251,661
Trust Fund PSIP	261,396	821,958,565	794,843,711	1,352,955,051	463,607,866

PUBLIC SECTOR INVESTMENT PROGRAM - DOMESTIC BUDGET

	2018 Actuals	2019 Revised	2020	2021 Approved	2022
Total	2,374,048,525	2,344,729,821	6,332,443,888	7,453,603,079	4,475,877,308
1001 Presidents Office	108,596	-	-	-	-
1003 Official Residence of the President	3,985,326	-	-	-	-
1242 People's Majilis	6,195,434	13,127,071	16,976,190	-	-
1264 Department of Judicial Administration	-	-	22,460,000	57,365,000	16,815,000
1276 Local Government Authority	8,722,804	13,052,470	87,370,107	56,747,500	5,825,000
1272 Ministry of Finance	2,707,779	-	-	-	-
1265 Special Budget	-	-	1,000,000,000	580,000,000	-
1013 Ministry of Defense	105,114,549	6,833,317	6,605,250	1,139,750	-
1014 National Disaster Management Authority	-	-	10,600,000	58,000,000	154,000,000
1029 Maldives Immigration	-	-	4,975,000	9,137,500	387,500
1016 Ministry of Home Affairs	4,882,151	47,186,723	26,046,725	28,165,000	3,550,000
1027 Maldives Police Service	46,124,985	79,288,482	144,603,847	29,603,010	1,200,000
1025 Maldives Correctional Services	9,113,438	20,858,020	52,388,690	52,500,000	23,100,000
1008 Maldives Customs Service	8,850,416	7,672,209	2,993,307	9,400,000	1,400,000
1062 Atoll School Construction	79,608,355	122,464,416	366,671,187	551,344,913	85,801,432
1063 Male' School Construction	32,209,988	18,001,732	140,625,000	107,875,000	113,250,000
1129 Ministry of Higher Education	-	-	31,850,000	140,575,000	111,000,000
1141 Maldives Islamic University	5,000,000	-	-	-	-
1130 Maldives National University	5,887,628	2,670,523	14,382,500	44,290,000	9,377,500
1163 Ministry of Health	11,710,507	103,245,904	354,145,230	684,534,425	503,510,194
1166 Indira gandhi memorial hospital	50,261,059	-	-	-	-
1226 Regional Airports	221,213,377	256,271,784	112,822,954	65,160,101	4,390,989
1204 Ministry of Tourism	-	-	3,300,000	700,000	-
1215 Ministry of Youth, Sports and Community Empowerment	76,112,883	164,888,823	363,947,224	138,597,198	65,916,875

		2018	2019	2020	2021	2022
		Actuals	Revised	Approved		
1271	Department of Heritage	-	153,721	1,609,729	200,000	-
1224	Ministry of National Planning and Infrastructure	959,638,786	1,337,274,908	2,555,203,543	3,955,084,903	2,139,334,912
1496	Public Works Services	143,895,236	18,155,528	-	-	-
1529	Ministry of Housing and Urban Development	-	83,688,114	862,001,335	687,704,822	1,221,249,906
1233	Ministry of Fisheries, Marine Resources and Agriculture	13,574,095	16,499,087	49,705,626	39,090,000	5,162,500
1240	Ministry of Islamic Affairs	55,401,991	26,944,325	41,257,504	48,873,957	2,386,750
1229	Ministry of Environment	521,431,990	-	-	-	-
1510	Ministry of Gender and Family	2,297,152	6,056,127	30,498,330	83,007,500	5,841,250
1192	National Drug Agency	-	396,537	27,804,610	15,307,500	1,177,500
1532	Ministry of Arts, Culture and Heritage	-	-	1,600,000	9,200,000	1,200,000

PUBLIC SECTOR INVESTMENT PROGRAM - LOAN

		2018	2019	2020	2021	2022
		Actuals	Revised	Approved		
Total		4,254,912,741	2,493,350,625	2,854,811,039	4,425,971,135	4,546,427,265
1272	Ministry of Finance	2,291,560,089	1,485,926,812	1,054,419,670	2,245,585,937	964,974,202
1265	MOF / Special Budget	660,806,229	-	-	-	-
1058	Ministry of Education	6,266,272	-	-	-	-
1166	Indira Gandhi Memorial Hospital	50,546,923	70,267,761	-	-	-
1224	Ministry of National Planning and Infrastructure	690,359,525	825,555,600	1,562,773,155	1,882,641,591	3,158,934,332
1233	Ministry of Fisheries, Marine Resources and Agriculture	4,067,961	5,000,000	50,573,019	70,757,204	40,556,647
1229	Ministry of Environment	551,305,742	79,653,050	77,121,677	98,130,669	256,536,000
1529	Ministry of Housing & Urban Development	-	26,947,402	109,923,518	128,855,734	125,426,084

PUBLIC SECTOR INVESTMENT PROGRAM - GRANTS

		2018	2019	2020	2021	2022
		Actuals	Revised	Approved		
Total		196,488,542	334,454,977	472,656,575	401,881,426	452,251,661
1276	Local Government Authority	-	1,000,000	5,500,000	-	-
1013	Maldives National Defense Force	-	3,287,040	-	-	-
1027	Maldives Police Service	-	8,000,000	-	-	-
1058	Ministry of Education	31,006,154	2,536,824	7,103,106	507,364	-
1130	Maldives National University	11,377,918	1,150,000	33,526,052	17,252,346	13,410,421
1163	Ministry of Health	-	4,481,680	2,987,786	-	-
1215	Ministry of Youth, Sports & Community Empowerment	-	8,000,000	-	-	-
1224	Ministry of National Planning and Infrastructure	64,000,498	59,654,501	33,434,736	44,191,860	21,025,930

		2018	2019	2020	2021	2022
		Actuals	Revised	Approved		
1238	National Centre For Information Technology	92,775	-	-	-	-
1233	Ministry of Fisheries, Marine Resources and Agriculture	16,092,736	65,234,849	23,909,178	34,946,092	45,983,006
1240	Ministry of Islamic Affairs	-	4,243,692	13,414,318	929,369	-
1229	Ministry of Environment	73,918,461	176,866,391	352,781,399	304,054,395	371,832,304

Public Sector Investment Program - Domestic Budget 2020 - 2022

(IN MVR)

Office	Project name	Location	Status	2020	2021 Approved	2022
	Total			6,330,834,159	7,453,903,079	4,475,877,308
1242 People's Majlis				16,976,190	-	-
	Peoples Majilis New Building	Male City	On-going	16,976,190	-	-
1264 Department of Judicial Administration				22,460,000	57,365,000	16,815,000
	Construction Of Magistrate Court - Th.Guraidhoo	Th.Guraidhoo	New	2,300,000	4,525,000	175,000
	Construction Of Magistrate Court - HA.Baarah	HA. Baarah	New	1,000,000	3,900,000	245,000
	Construction Of Magistrate Court - K.Huraa	K. Huraa	New	720,000	1,680,000	-
	Construction Of Court Complex Building - Addu City	S.Hithadhoo	New	6,000,000	17,000,000	1,150,000
	Construction Of Niyaavehi (10 Storey Building)	Male City	New	10,000,000	23,000,000	15,000,000
	Construction Of Magistrate Court - GDh.Vaadhoo	GDh. Vaadhoo	New	1,000,000	3,900,000	245,000
	Construction Of Magistrate Court - M.Veyvah	M. Veyvah	New	720,000	1,680,000	-
	Construction Of Magistrate Court - R.Angolitheemu	R.Angolitheemu	New	720,000	1,680,000	-
1276 Local Government Authority				87,370,107	56,747,500	5,825,000
	Construction Of Council Office - R.Maduvvari	R.Maduvvari	New	4,875,000	1,875,000	750,000
	Construction Of Fish Market - HDh.Makunudhoo	HDh.Makunudhoo	Retention	97,056	-	-
	Construction Of Council Office - GDh.Fiyoari	GDh.Fiyoari	Retention	204,889	-	-
	Construction Of Fish Market - HDh.Vaikaradhoo	HDh.Vaikaradhoo	Tendering	700,000	50,000	-

Office	Project name	Location	Status	2020	2021 Approved	2022
	Construction Of Council Office - K.Huraa	K.Huraa	Tendering	2,395,000	1,312,500	-
	Construction Of Council Office - L.Isdhoo	L.Isdhoo	Tendering	2,510,000	712,500	-
	Construction Of Council Office - GA.Kondey	GA.Kondey	Tendering	2,512,000	712,500	-
	Upgrading Council Office - Kulhudhuffushi	HDh.Kulhudhuffushi	On-going	14,500	-	-
	Construction Of Council Office - Lh.Naifaru	Lh. Naifaru	Tendering	2,403,000	1,312,500	-
	Construction Of Council Office - Dh.Kudahuvaadhoo	Dh.Kudahuvaadhoo	Tendering	2,600,000	830,000	-
	Construction Of Council Office - Th.Madifushi	Th.Madifushi	Tendering	2,403,000	1,312,500	-
	Construction Of Funeral Home - K.Huraa	K. Huraa	On-going	24,850	-	-
	Construction Of Funeral Home - Th.Vilufushi	Th. Vilufushi	Tendering	770,150	-	-
	Const. Boundary Wall at Cemetery - GA.Gemanafushi	GA. Gemanafushi	Tendering	15,750	-	-
	Construction Of Funeral Home - GA.Gemanafushi	GA. Gemanafushi	Retention	37,742	-	-
	Construction Of Funeral Home - GA.Dhehvadhoo	GA. Dhehvadhoo	Retention	23,055	-	-
	Construction Of Fish Market - Villimale	Villimale	New	1,975,000	665,000	-
	Construction Of Council Office - N.Maalhendhoo	N. Maalhendhoo	New	3,300,000	200,000	-
	Construction Of Council Office - V.Rakeedhoo	V. Rakeedhoo	New	5,812,500	187,500	-
	Construction Of Council Office - GDh.Hoadehdhoo	GDh. Hoadehdhoo	New	4,625,000	1,375,000	-
	Construction Of Council Office - GDh.Vaadhoo	GDh. Vaadhoo	New	2,875,000	2,875,000	750,000
	Construction Of Council Office - HA.Hoarafushi	HA. Hoarafushi	New	3,600,000	4,200,000	200,000
	Construction Of Fish Market - S.Maradhoo	S. Maradhoo	New	2,912,500	587,500	-
	Construction Of Council Office - R.Rasgetheemu	R. Rasgetheemu	New	2,600,000	3,687,500	187,500
	Construction Of Farmers Market - HA.Kelaa	HA.Kelaa	New	1,875,000	625,000	-

Office	Project name	Location	Status	2020	2021 Approved	2022
	Construction Of Fish Market - HA.Kelaa	HA.Kelaa	New	1,875,000	625,000	-
	Construction Of Council Office - B.Fulhadhoo	B.Fulhadhoo	New	1,600,000	3,800,000	600,000
	Construction Of Council Office - ADh. Hangnaameedhoo	ADh. Hangnaameedhoo	New	2,025,000	2,362,500	112,500
	Construction Of Council Office - M.Raimandhoo	M.Raimandhoo	New	2,460,000	1,640,000	-
	Construction Of Council Office - K.Dhiffushi	K. Dhiffushi	New	2,425,000	3,912,500	162,500
	Leveling Mud Lands - S.Feydhoo	S. Feydhoo	New	2,000,000	-	-
	Construction Of Council Office - GDh.Gadhdhoo	GDh. Gadhdhoo	New	2,600,000	2,687,500	1,187,500
	Construction Of Council Office - F.Bileidhoo	F. Bileidhoo	New	3,200,000	1,200,000	75,000
	Construction Of Council Office - Male City	Male City	New	18,000,000	18,000,000	1,800,000
	Installing Street Lights - HDh.Finey	HDh.Finey	Tendering	24,115	-	-
1265	Special Budget			1,000,000,000	580,000,000	-
	Purchasing Land For Diplomatic Enclave	Hulhumale'	New	1,000,000,000	580,000,000	-
1013	Maldives National Defense Force			6,605,250	1,139,750	-
	Fire Station Vehicle Garage Extension - Naifaru	Lh.Naifaru	New	1,267,500	32,500	-
	Radar System Project	HA.Uligamu,HDh.MakunudhooK.Kaashidhoo,K.Sifavaru,Adh.Maamigili,M.Muli,L.Kadhoo.GA.Villingili,Fuvahmulah City,S.Gan	On-going	3,300,000	1,000,000	-
	MNDF Accomodation building - M.Muli	M.Muli	New	1,425,000	75,000	-
	Fire Station Vehicle Garage Extension - Kulhudhuffushi	Hdh. Kulhudhuffushi	New	612,750	32,250	-

Office	Project name	Location	Status	2020	2021 Approved	2022
1014	National Disaster Management Authority			10,600,000	58,000,000	154,000,000
	Establishing Regional Emergency Operation Centre	HDh. Kulhudhuffushi, GDh.Thinadhoo, S.Hithadhoo	New	5,000,000	50,000,000	153,000,000
	Estab. of State of Art Regional Emergency Operation Centre	L. Fonadhoo	New	5,600,000	8,000,000	1,000,000
1029	Maldives Immigration			4,975,000	9,137,500	387,500
	Construction of Immigration Office Building - S.Hithadhoo	S. Hithadhoo	New	2,100,000	4,700,000	200,000
	Construction of Immigration Office Building - Kulhudhuffushi	HDh. Kulhudhuffushi	New	2,875,000	4,437,500	187,500
1016	Ministry of Home Affairs			26,046,725	28,165,000	3,550,000
	De-Radicalization & Rehabilitation Centre	K.Himmafushi	On-going	1,961,725	500,000	-
	Estab. Of Juvenile Justice Unit - Naifaru	Lh. Naifaru	New	7,750,000	13,750,000	2,500,000
	Estab. Of Special Care Unit in Hulhumale' Jail	Hulhumale'	New	3,000,000	1,000,000	-
	Estab. Of Juvenile Justice Unit - L. Fonadhoo	L. Fonadhoo	New	2,900,000	100,000	-
	Estab. Of Expat Detention Centre in Hulhumale'	Hulhumale'	New	2,600,000	2,400,000	-
	Estab. Of Juvenile Justice Unit - S.Hithadhoo	S. Hithadhoo	New	1,685,000	615,000	-
	Estab. Of Juvenile Justice Unit - GDh.Thinadhoo	GDh. Thinadhoo	New	1,375,000	8,075,000	1,050,000
	Estab. Of Juvenile Detention Centre - K.Gulhifaru	k. Gulhifaru	New	2,900,000	1,100,000	-
	Estab. Of Juvenile Detention Centre - Kulhudhuffushi	HDh. Kulhudhuffushi	New	1,875,000	625,000	-
1027	Maldives Police Service			144,603,847	29,603,010	1,200,000
	Construction of 10 Storey Building - Fourwind	Male' City	on-going	21,669,647	1,995,795	-
	Construction of Hulhumale' Police Station	Hulhumale'	on-going	1,252,281	-	-
	Investigation Sector Development Project	Male' City, K.Dhoonidhoo	on-going	69,619	-	-
	Dhoonidhoo Temporary Kitchen Building	K.Dhoonidhoo	on-going	81,726	-	-

Office	Project name	Location	Status	2020	2021 Approved	2022
	Construction of Canine	Hulhule	on-going	110,566	-	-
	Const. of Police Station & Accomodation - S.Gan	S.Gan	Tendering	35,000,000	2,500,000	-
	Const. of Police Station & Accomodation - GDh. Thinadhoo	G.Dh Thinadhoo	Tendering	35,000,000	2,500,000	-
	Const. of Police Accomodation Building - S.Hithadhoo	S.Hithadhoo	Tendering	8,500,000	750,000	-
	Const. of Police Station Building - L.Fonadhoo	L. Fonadhoo	New	2,100,000	4,100,000	800,000
	Const. of Police Accomodation Building - Lh.Naifaru	Lh.Naifaru	New	1,500,000	6,300,000	200,000
	Const. of Police Station Building - N.Manadhoo	N.Manadhoo	New	1,500,000	6,300,000	200,000
	Finishing of Police Accomodation - L.Gan	L.Gan	New	1,500,000	-	-
	Reclamation & Re-Development of Harbour - Dhoonidhoo	K. Dhoonidhoo	Awarded	36,320,008	5,157,215	-
1025	Maldives Correctional Service			52,388,690	52,500,000	23,100,000
	Estab. Of Perimeter Security Wall - Maafushi Jail	K.Maafushi	On-going	2,500,000	500,000	-
	Upgrading of Maafushi Jail	K.Maafushi	Retention	73,350	-	-
	Estab. Of Emergency Medical Post & Crisis Care Handling Unit	K.Maafushi	On-going	2,915,340	-	-
	Asseyri Jail Rehabilitation Infrastructure & Boundary Wall	K. Himmafushi	New	9,500,000	2,000,000	-
	Relocation of Male Jail	Male' City	New	20,000,000	30,000,000	2,500,000
	Contruction of Jail - HDh.Neykurendhoo	HDh.Neykurendhoo	Pre-tendering	17,400,000	20,000,000	20,600,000
1008	Maldives Customs Service			2,993,307	9,400,000	1,400,000
	Customs Office Building - HA.Uligamu	HA.Uligamu	Retention	121,314	-	-
	Customs North Region Head Office	HDh.Kulhudufushi	Retention	671,993	-	-
	Customs South Region Head Office	Addu City	New	2,200,000	9,400,000	1,400,000
1062	MOE / Atoll School Construction			366,671,187	549,844,913	85,801,432

Office	Project name	Location	Status	2020	2021 Approved	2022
	School 4 Storey Building (12 Classroom & Hall) - S.Feydhoo	S.Feydhoo	Retention	558,478	-	-
	School 3 Storey Building (4 Classroom) - S.Atoll	S.Hulhumeedhoo	Retention	267,645	-	-
	School 3 Storey Building (12 Classroom & Hall) - Ihavandhoo	HA.Ihavandhoo	Retention	319,862	-	-
	School 3 Storey Building - GDh.Atoll	GDh.Gaddhoo	Retention	340,668	-	-
	School Building (12 Classroom) - GA.Atoll	GA.Villingili	On-going	1,943,326	170,209	-
	School Building (9 Classroom) - Dh.Kudahuvadhoo	Dh.Kudahuvadhoo	On-going	1,506,015	643,358	-
	School Building (2 Classroom & Hall) - N.Kendhikulhuthoo	N.Kendhikulhuthoo	On-going	19,937	-	-
	School Building (5 Class & Superv. room) - GDh.Hoandehdhoo	GDh.Hoandehdhoo	Retention	185,672	-	-
	School Building (5 Class & Mult.P.Hall) - L.Maavah	L.Maavah	Awarded	7,074,924	327,784	-
	School Building (2 Class & Science Lab) - HA.Muraidhoo	HA.Muraidhoo	On-going	41,887	-	-
	School Building (2 Class & Toilet) - Sh.Lhaimagu	Sh.Lhaimagu	Retention	124,915	-	-
	Madh. Ifthithaahu (10 Class, Staff, AV Room) - Lh.Naifaru	Lh. Naifaru	Awarded	7,746,178	696,156	-
	School 2 Storey Building (10 Classroom) - HDh.Makunudhoo	HDh.Makunudhoo	Retention	242,370	-	-
	School Building (8 Class, 2 Lab & Hall) - F.Atoll	F.Nilandhoo	On-going	409,820	-	-
	School Building (AV & Science Room) - HA.Vashafaru	HA.Vashafaru	On-going	1,192,972	74,561	-
	School Building (Class Rooms) - Th.Madifushi	Th.Madifushi	On-going	950,000	50,000	-
	School Building (3 Class Rooms) - Th.Kandoodhoo	Th.Kandoodhoo	On-going	43,003	-	-
	School Building (12 Class Rooms) - HA.Baarah	HA.Baarah	On-going	360,264	-	-
	Sheih Ibrah. School (Hall & Classroom) HA.Kelaa	HA.Kela	On-going	2,574,762	712,500	-
	School Building (15 Class Rooms) - Sh.Funadhoo	Sh. Funadhoo	New	3,750,000	6,000,000	5,250,000
	School Building (4 Class & Hall) - HDh.Hanimadhoo	HDh.Hanimadhoo	Tendering	1,540,000	500,000	-

Office	Project name	Location	Status	2020		2021		2022	
				Approved	Approved	Approved	Approved		
	School Building (3 Class & Office) - V.Keyodhoo	V.Keyodhoo	New	2,912,500	587,500	-	-	-	-
	Addu High School Building (Multi Purp. Hall) - S.Hithadhoo	S.Hithadhoo	Awarded	3,197,332	1,207,893	-	-	-	-
	MJM School Building (Multi Purp. Hall) - Fuvahmulah	Fuvahmulah City	Awarded	3,215,744	1,372,553	-	-	-	-
	School Building (2 Classroom) - HDh.Nellaithoo	HDh.Nellaithoo	Awarded	1,415,912	101,137	-	-	-	-
	School Building (12 Classroom) - HDh.Vaikaradhoo	HDh.Vaikaradhoo	Awarded	2,862,676	1,194,507	-	-	-	-
	Construction of New School Building - K.Kaashidhoo	K.Kaashidhoo	On-going	11,280,735	8,771,954	1,754,391	-	-	-
	School Building (12 Classroom) - Adh.Mahibadhoo	Adh.Mahibadhoo	Awarded	4,368,198	1,274,728	-	-	-	-
	School Building (10 Classroom) - GA.Gemanafushi	GA.Gemanafushi	Awarded	6,921,526	495,095	-	-	-	-
	Upgrading of School Building - GDh.Faresmaatodaa	GDh.Faresmaatodaa	On-going	2,600,000	4,820,000	80,000	-	-	-
	School Building (5 Classroom) - S.Hulhudhoo	S.Hulhudhoo	Awarded	3,701,460	1,356,341	-	-	-	-
	School Building (6 Classroom) - S.MaradhooFeydhoo	S.MaradhooFeydhoo	Tendering	2,800,000	1,300,000	-	-	-	-
	School Building (5 Classroom) - HDh.Nolhivaram	HDh. Nolhivaram	Tendering	3,027,214	1,359,087	-	-	-	-
	School Building (5 Class & Staff Room) - HDh.Kurinbi	HDh. Kurinbi	Tendering	2,200,000	1,300,000	-	-	-	-
	School Building (Multi Purp. Hall) - N.Atoll	N. Manadhoo	Awarded	2,581,533	1,183,261	-	-	-	-
	School Building (Multi Purp. Hall) - R.Hulhudhuffaaruu	R. Hulhudhuffaaruu	Awarded	2,589,040	1,183,562	-	-	-	-
	School Building (Multi Purp. Hall) - R.Alifushi	R. Alifushi	Awarded	2,113,513	1,164,541	-	-	-	-
	School Building (Multi Purp. Hall) - R.Ungoofaaruu	R. Ungoofaaruu	Awarded	2,113,513	1,164,541	-	-	-	-
	School Building (8 Class & Multi Purp. Hall) - R.Maduvaru	R. Maduvaru	Tendering	9,200,000	800,000	-	-	-	-
	School Building (Multi Purp. Hall) - Lh.Kurendhoo	Lh. Kurendhoo	Awarded	2,113,513	1,164,541	-	-	-	-
	School 2 Storey Building (6 Classroom) - K.Huraa	K.Huraa	Awarded	2,898,481	742,749	-	-	-	-
	School Building (12 Class & Multi Purp. Hall) - AA.Thoddo	AA.Thoddo	Awarded	8,064,216	372,749	-	-	-	-

Office	Project name	Location	Status	2020		2021		2022	
						Approved			
	School Building (Multi Purp. Hall) - V.Felidhoo	V. Felidhoo	Awarded	2,113,513		1,164,541			-
	School Building (Multi Purp. Hall) - V.Keyodhoo	V. Keyodhoo	Awarded	2,113,513		1,164,541			-
	School Building (5 Class & Multi Purp. Hall) - M.Kolhufushi	M. Kolhufushi	Tendering	4,500,000		2,250,000			250,000
	School Building (Multi Purp. Hall) - Dh.Maaenboodhoo	Dh. Maaenboodhoo	Awarded	2,601,464		1,184,059			-
	School Building (Multi Purp. Hall) - Th. Veymandoo	Th. Veymandoo	Awarded	2,594,839		1,183,794			-
	School Building (Multi Purp. Hall) - Th.Guraidhoo	Th.Guraidhoo	Awarded	2,113,513		1,164,541			-
	School Building (Multi Purp. Hall) - L.Isdhoo	L. Isdhoo	Awarded	3,093,009		1,363,786			-
	School Building (6 Classroom) - GDh.Fiyoari	GDh.Fiyoari	Awarded	2,134,313		1,295,308			-
	School New Building (12 Classroom) - S.Maradhoo	S.Maradhoo	Tendering	4,800,000		2,125,000			225,000
	School Building (Multi Purp. Hall & Office) - GDh. Gaddhoo	GDh. Gaddhoo	Awarded	2,042,863		1,161,715			-
	Afeefudheen School Boundary Wall - Kulhudhuffushi	HDh. Kulhudhuffushi	Tendering	25,000		-			-
	AEG Building (12 Classroom) - Kulhudhuffushi	HDh. Kulhudhuffushi	Awarded	3,694,356		1,406,740			-
	School Building (8 Class, Lab, AV Room & Wall) - HA.Uligamu	HA. Uligamu	New	2,250,000		9,500,000			2,250,000
	School 2 Storey Building - HA.Maarandhoo	HA.Maarandhoo	New	1,675,000		4,700,000			1,125,000
	School Building (Hall) - HA.Filladhoo	HA. Filladhoo	New	2,100,000		4,820,000			80,000
	School Building (12 Class & Office) - HA.Atoll	HA.Dhidhdhoo	New	7,000,000		3,400,000			2,600,000
	School (2 Class, Toilet, Library & Office) - Thuraakunu	HA.Thuraakunu	New	2,000,000		1,900,000			100,000
	School Building (Hall) - HDh.Naivaadhoo	HDh. Naivaadhoo	New	2,275,000		1,225,000			-
	School 3 Storey Building (6 Classroom) - HDh.Neillaidhoo	HDh. Neillaidhoo	New	2,500,000		6,400,000			100,000
	School Building (Multi Purp. Hall) - HDh.Nolhivaram	HDh.Nolhivaram	New	2,600,000		4,820,000			80,000
	School New Building - HDh.Finey	HDh. Finey	New	4,000,000		6,000,000			500,000

Office	Project name	Location	Status	2020	2021 Approved	2022
	School 3 Storey Building - Sh.Narudhoo	Sh. Narudhoo	New	4,700,000	9,640,000	160,000
	School Building (6 Class & Hall) - Sh.Lhaimagu	Sh. Lhaimagu	New	4,800,000	8,560,000	140,000
	School Building (Multi Purp. Hall) - Sh.Atoll	Sh. Kanditheemu	New	2,400,000	4,000,000	1,600,000
	School Building (Multi Purp. Hall & Wall) - Sh.Feevah	Sh. Feevah	New	2,325,000	5,090,000	85,000
	School 3 Storey Building (12 Class & Hall) - Sh.Foakaidhoo	Sh. Foakaidhoo	New	10,500,000	4,125,000	375,000
	School Building (10 Class & Multi Purp. Hall) - N.Henbadhoo	N. Henbadhoo	New	2,000,000	7,600,000	2,400,000
	School Building - N.Kudafari	N.Kudafari	New	2,575,000	6,300,000	1,125,000
	School Building - N. Kendhikuludhoo	N.Kendhikuludhoo	New	1,000,000	2,400,000	600,000
	School 3 Storey Building - N.Manadhoo	N. Manadhoo	New	4,700,000	9,640,000	160,000
	School Building - N.Maalhendhoo	N.Maalhendhoo	New	1,675,000	6,200,000	1,125,000
	School Building (8 Class & Multi Purp. Hall) - N.Miladhoo	N. Miladhoo	New	2,000,000	10,600,000	2,400,000
	School 3 Storey Building (12 Class Room) - R.Hulhudhuffaaruu	R. Hulhudhuffaaruu	New	4,700,000	9,640,000	160,000
	School 3 Storey Building - R.Rasmaadhoo	R. Rasmaadhoo	New	2,725,000	6,670,000	105,000
	School Building (Multi Purp. Hall) - R.Innamaadhoo	R. Innamaadhoo	New	2,100,000	4,820,000	80,000
	School Building (4 Class, Staff & Hall) - HA.Inguraidhoo	R. Inguraidhoo	New	4,575,000	8,290,000	135,000
	School 2 Storey Building - R.Atoll	R. Meedhoo	New	2,725,000	6,670,000	105,000
	School 3 Storey Building - R.Fainu	R. Fainu	New	4,575,000	8,290,000	135,000
	School 2 Storey Building (4 Class Room) - R.Dhuvaafaru	R. Dhuvaafaru	New	1,525,000	2,525,000	450,000
	School Building (4 Class, Staff & Hall) - B.Kihaadhoo	B. Kihaadhoo	New	1,515,000	1,507,500	77,500
	School Building (Upgrade & Multi Purp. Hall) - B.Kendhoo	B. Kendhoo	New	4,050,000	4,860,000	90,000
	School Building - K.Maafushi	K.Maafushi	New	2,125,000	6,800,000	1,575,000

Office	Project name	Location	Status	2020	2021 Approved	2022
	School Building (8 Class Room) - K. Guraidhoo	K. Guraidhoo	New	2,725,000	6,670,000	105,000
	School Building (6 Class & Hall) - K. Gulhi	K. Gulhi	New	5,025,000	8,830,000	145,000
	School 3 Storey Building (12 Class Room) - AA. Himandhoo	AA. Himandhoo	New	5,250,000	9,100,000	150,000
	School Building (8 Class & Multi Purp. Hall) - AA. Atoll	AA. Rasdhoo	New	2,000,000	10,600,000	2,400,000
	School 3 Storey Building (12 Class & Hall) - AA. Mathiveri	AA. Mathiveri	New	2,900,000	12,760,000	2,940,000
	School New Building (Class, AV Room & Hall) - ADh. Atoll	Adh. Maamigili	New	5,000,000	8,000,000	1,875,000
	School Building (4 Class Room) - Adh. Fenfushi	Adh. Fenfushi	New	1,000,000	2,400,000	600,000
	School 2 Storey Building - M. Naalaafushi	M. Naalaafushi	New	1,300,000	3,800,000	900,000
	School Building (Office) - M. Atoll	M. Kolhufushi	New	1,875,000	625,000	-
	School 3 Storey Building - M. Mulaku	M. Mulah	New	2,500,000	7,700,000	1,800,000
	Moh. Jalaaludin School Building (16 Class & Comp. Lab)	Fuvahmulah City	New	2,500,000	11,800,000	2,700,000
	Hafiz Ahmed School 3 Storey Building (16 Classroom)	Fuvahmulah City	New	2,250,000	11,200,000	2,550,000
	School Building (12 Classroom) - Gn. Atoll	Fuvahmulah City	New	2,000,000	10,600,000	2,400,000
	Fuvamulak School Building (Multi Purp. Hall)	Fuvahmulah City	New	2,100,000	4,820,000	80,000
	School Building (Multi Purp. Hall) - F. Bilehdhoo	F. Bilehdhoo	New	2,100,000	4,820,000	80,000
	School 3 Storey Building - Th. Hirilandhoo	Th. Hirilandhoo	New	2,500,000	7,700,000	1,800,000
	School Building (6 Classroom) - Th. Buruni	Th. Buruni	New	1,300,000	3,800,000	900,000
	School 3 Storey Building & Wall - Th. Omadhoo	Th. Omadhoo	New	2,875,000	8,600,000	2,025,000
	School 3 Storey Building - Th. Veymandoo	Th. Veymandoo	New	2,250,000	9,500,000	2,250,000
	School Building (Multi Purp. Hall) - Th. Madifushi	Th. Madifushi	New	1,500,000	5,300,000	1,200,000
	School Building (6 Class, Counseling & Health) - Th. Atoll	Th. Guraidhoo	New	1,500,000	5,300,000	1,200,000

Office	Project name	Location	Status	2020	2021 Approved	2022
	School 2 Storey Building (4 Class) - L.Hithadhoo	L.Hithadhoo	New	1,125,000	2,700,000	675,000
	School Building (3 Classroom) - L.Kunahandhoo	L.Kunahandhoo	New	1,375,000	1,775,000	350,000
	School Building (9 Classroom) - L.Maavah	L.Maavah	New	1,750,000	5,900,000	1,350,000
	Ihahdhoo School 6 Class & Mukurimagu School Office	L.Gan	New	1,550,000	4,400,000	1,050,000
	School Building (Multi Purp. Hall) - GA.Atoll	GA. Kolamaafushee	New	2,600,000	4,820,000	80,000
	School Building (4 Class & Multi Purp. Hall) - GDh.Vaadhoo	GDh. Vaadhoo	New	3,200,000	5,740,000	60,000
	Sharafudin School 3 Storey Building (18 Class) - S.Hithadhoo	S.Hithadhoo	New	8,000,000	8,850,000	3,150,000
	School Building (12 Classroom) - S.Hithadhoo	S.Hithadhoo	New	2,000,000	10,600,000	2,400,000
	School Building (5 Classroom) - S.Atoll	S. Hulhudhoo	New	1,425,000	4,100,000	975,000
	Irushadhiyya School Building (12 Class, Lab & Office)	S. Maradhoo Feydhoo	New	2,500,000	11,800,000	2,700,000
	School Blding (2 Class, Health, Counc. & Godown) - S.Feydhoo	S.Feydhoo	New	1,000,000	2,400,000	600,000
	School Building (8 Class & Multi Purp. Hall) - Sh.Feydhoo	Sh.Feydhoo	New	3,500,000	5,600,000	4,900,000
	School 2 Storey Building - R.Maakurathu	R. Maakurathu	New	2,500,000	6,400,000	100,000
	School Building (4 Class & Multi Purp. Hall) - AA.Maalhos	AA.Maalhos	New	2,500,000	7,700,000	1,800,000
	School Building (10 Classroom) - Th.Gaadhiffushi	Th.Gaadhiffushi	New	2,125,000	6,800,000	1,575,000
	School Building (Multi Purp. Hall) - Sh.Maaungoodhoo	Sh.Maaungoodhoo	New	2,325,000	5,090,000	85,000
	School 2 Storey Building - R.Vaadhoo	R.Vaadhoo	New	1,500,000	5,300,000	1,200,000
	School Building (Multi Purp. Hall) - GA.Kanduhulhudhoo	GA. Kanduhulhudhoo	New	1,500,000	5,700,000	800,000
	School Building (Office) - HDh.Atoll	HDh. Kulhuhuffushi	New	1,875,000	625,000	-
	School Building (4 Classroom) - GA.Nilandhoo	GA. Nilandhoo	New	1,000,000	2,900,000	100,000
	Jalaaludin School Building (8 Classroom)	HDh. Kulhuhuffushi	New	2,725,000	6,670,000	105,000

Office	Project name	Location	Status	2020	2021 Approved	2022
	Afeefudhin School Building (8 Classroom)	HDh. Kulhudhuffushi	New	2,725,000	6,670,000	105,000
	School Building (12 Classroom) - L.Fonadhoo	L.Fonadhoo	New	5,250,000	9,100,000	150,000
	School Building (Office) - B.Fulhadhoo	B. Fulhadhoo	New	500,000	2,000,000	-
	School Building (2 Classroom) - Sh.Noomaraa	Sh. Noomaraa	New	1,742,500	557,500	-
	School Building (4 Classroom) - N.Atoil	N. Velidhoo	New	1,000,000	2,400,000	600,000
	School Building (2 Classroom) - N.Fohdhoo	N. Fohdhoo	New	1,742,500	557,500	-
	School Building (Boundary Wall) - HDh.Neykurendhoo	HDh. Neykurendhoo	New	300,000	-	-
	School Building (Multi Purp. Hall) - HDh.Makunudhoo	HDh. Makunudhoo	New	2,350,000	4,067,081	164,541
	School Building (12 Classroom) - AA.Ukulhas	AA. Ukulhas	New	2,000,000	10,600,000	2,400,000
	Finishing School 2 Storey Building - Th.Vilufushi	Th. Vilufushi	New	2,000,000	-	-
	School Building (4 Classroom) - AA. Bodufoludhoo	AA. Bodufoludhoo	New	800,000	1,800,000	1,400,000
	Sultan Mohamed School 2 Storey Building -GA. Dhevadhoo	GA. Dhevadhoo	New	1,600,000	1,400,000	1,000,000
	School Building (Multi Purp. Hall) - Dh.Meedhoo	Dh. Meedhoo	New	2,000,000	5,000,000	350,000
	School Building (Multi Purp. Hall) - V.Fulidhoo	V. Fulidhoo	New	750,000	1,350,000	-
	School Building (Boundary Wall) - HDh.Naivaadhoo	HDh. Naivaadhoo	New	500,000	-	-
1063	MOE / Male' School Construction			140,625,000	107,875,000	113,250,000
	Construction of Dharumavantha School	Male' City	Pre-tendering	65,000,000	50,000,000	65,000,000
	Construction of New School - Hulhumale'	HulhuMale'	Pre-tendering	54,000,000	50,000,000	46,000,000
	Construction of CHSE 8 Storey Building	Male' City	Tendering	21,625,000	7,875,000	2,250,000

Office	Project name	Location	Status	2020	2021 Approved	2022
1129	Ministry of Higher Education			31,850,000	140,575,000	111,000,000
	Estab. Of State of Art TIVET Institution - Male	Male' City	New	13,575,000	40,725,000	36,200,000
	Estab. Of Junior College - HA.Dhidhdhoo	HA. Dhidhdhoo	New	1,600,000	9,200,000	1,200,000
	Estab. Of State of Art TIVET Institution - Fuvamulah	Fuvamulah City	New	13,575,000	40,725,000	36,200,000
	Estab. Of State of Art TIVET Institution - Kulhudhuffushi	HDh. Kulhudhuffushi	New	1,500,000	40,725,000	36,200,000
	Estab. Of Junior College - N.Kendhikulhudhoo	N.Kendhikulhudhoo	New	1,600,000	9,200,000	1,200,000
1130	Maldives National University			14,382,500	44,290,000	9,377,500
	Establishment of Medical School	Male' City	On-going	1,300,000	5,200,000	5,000,000
	MNU Campus (Student Accomodation Block) - GDh. Thinadhoo	GDh. Thinadhoo	New	2,700,000	13,500,000	1,800,000
	MNU Campus (Staff Accomodation Block) - GDh. Thinadhoo	GDh. Thinadhoo	New	1,500,000	5,200,000	800,000
	MNU Green House Building - S.Hithadhoo	S. Hithadhoo	New	2,132,500	567,500	-
	MNU Campus (Extension) - GDh. Thinadhoo	GDh. Thinadhoo	New	1,750,000	14,000,000	1,500,000
	Estab. Of ICT Faculty Building - Fuvamulah	Fuvamulah City	New	5,000,000	5,822,500	277,500
1163	Ministry of Health			354,145,230	684,534,425	503,510,194
	Regional Hospital Building (6 Private Room) - R.Ungoofaaruu	R.Ungoofaaruu	Retention	245,139	-	-
	Contruction of Health Centre - B.Fehendhoo	B. Fehendhoo	Retention	76,114	-	-
	Upgrading of Health Centre - L.Isdhoo	L.Isdhoo	Retention	34,903	-	-
	Extension of Health Centre - N.Velidhoo	N. Velidhoo	New	5,000,000	15,000,000	10,000,000
	Upgrading of Hospital - R.Ungoofaaruu	R.Ungoofaaruu	Pre-tendering	30,000,000	60,000,000	10,000,000
	Health Centre New Building - Lh.Hinnavaru	Lh.Hinnavaru	Pre-tendering	7,500,000	20,000,000	15,000,000
	Upgrading Health Centre & Laboratory - K.Dhiffushi	K.Dhiffushi	On-going	234,466	-	-

Office	Project name	Location	Status	2020	2021 Approved	2022
	Hospital New Building - Dh. Kudahuvadhoo	Dh. Kudahuvadhoo	Pre-tendering	8,000,000	27,000,000	5,000,000
	Tertiary Hospital Building - GDh. Thinadhoo	GDh. Thinadhoo	Pre-tendering	60,080,000	150,000,000	209,920,000
	Upgrading Health Centre & Laboratory - GDh. Madaveli	GDh. Madaveli	On-going	3,735,280	1,279,250	-
	Upgrading Health Centre (Laboratory) - GDh. Nadella	GDh. Nadella	On-going	54,920	-	-
	Upgrading of Hospital - Fuvamulah	Fuvamulah City	On-going	233,001	-	-
	Upgrading Health Centre - S. Hulhudhoo	S. Hulhudhoo	On-going	3,371,623	1,279,250	-
	Upgrading Health Centre - HDh. Nolvivaranfaru	HDh. Nolvivaranfaru	On-going	93,413	-	-
	Upgrading Health Centre (Boundary Wall) - HDh. Hirimaradhoo	HDh. Hirimaradhoo	On-going	17,431	-	-
	Upgrading Health Centre - HDh. Naivaadhoo	HDh. Naivaadhoo	Awarded	28,949	-	-
	Atoll Hospital Extension - N. Manadhoo	N. Manadhoo	Pre-tendering	8,500,000	2,200,000	300,000
	Atoll Hospital Extension - B. Eydhafushi	B. Eydhafushi	Pre-tendering	2,200,000	8,500,000	300,000
	Purchase of Laboratory Equipments - Adh. Dhigurah	Adh. Dhigurah	New	2,875,000	1,125,000	-
	Upgrading Health Centre - F. Bilehdhoo	F. Bilehdhoo	On-going	89,987	-	-
	Upgrading Health Centre - Th. Vilufushi	Th. Vilufushi	On-going	93,213	-	-
	Upgrading of Hospital - Th. Veymandoo	Th. Veymandoo	On-going	117,853	-	-
	Upgrading Health Centre (Boundary Wall) - GA. Kondey	GA. Kondey	On-going	23,976	-	-
	Traditional & Complimentary Medicine Centre	HulhuMale'	New	7,950,000	34,450,000	10,600,000
	Health Centre Extension - HA. Baarah	HA. Baarah	New	2,275,000	1,225,000	-
	Health Centre Extension - HA. Maarandhoo	HA. Maarandhoo	New	2,387,500	1,112,500	-
	Health Centre Extension - HA. Fihlathoo	HA. Fihlathoo	New	1,875,000	625,000	-
	Upgrading of Tertiary Hospital - Kulhuthuffushi	HDh. Kulhuthuffushi	New	50,667,387	100,000,000	217,115,194

Office	Project name	Location	Status	2020		2021		2022	
						Approved			
	Health Centre Extension - HDh. Makumudhoo	HDh. Makumudhoo	New	2,275,000	1,225,000	-			
	Health Centre New Building - Sh. Kanditheemu	Sh. Kanditheemu	New	2,200,000	8,500,000	300,000			
	Health Centre Extension - N. Kendhikuludhoo	N. Kendhikuludhoo	New	5,380,000	500,000	-			
	Health Centre Extension - N. Maafaru	N. Maafaru	New	2,275,000	1,225,000	-			
	Health Centre Extension - R. Hulhuhuffaaruu	R. Hulhuhuffaaruu	New	1,875,000	625,000	-			
	Health Centre New Building - R. Inguraidhoo	R. Inguraidhoo	New	1,675,000	5,637,500	187,500			
	Upgr. Health Centre (Store, Garage & Laundry) - R. Vaadhoo	R. Vaadhoo	New	1,300,000	200,000	-			
	Health Centre Extension - B. Thulhaadhoo	B. Thulhaadhoo	New	4,425,000	1,962,500	112,500			
	Health Centre Extension - K. Thulusdhoo	K. Thulusdhoo	New	2,425,000	1,962,500	112,500			
	Health Centre New Building - K. Gaafaru	K. Gaafaru	New	1,675,000	5,637,500	187,500			
	Health Centre New Building - K. Guraidhoo	K. Guraidhoo	New	1,675,000	5,637,500	187,500			
	Health Centre Extension - AA. Ukulhas	AA. Ukulhas	New	2,275,000	1,225,000	-			
	Health Centre Extension - AA. Feridhoo	AA. Feridhoo	New	2,327,500	572,500	-			
	Health Centre New Building - AA. Thoddo	AA. Thoddo	New	2,000,000	2,875,000	125,000			
	Upgrading Health Centre - Adh. Dhangethi	Adh. Dhangethi	New	2,387,500	1,112,500	-			
	Health Centre Extension - M. Mullah	M. Mullah	New	2,275,000	1,225,000	-			
	Development of Hospital - Fuvamulah	Fuvamulah City	New	8,000,000	21,250,000	750,000			
	Health Centre New Building - F. Feeali	F. Feeali	New	2,200,000	3,650,000	150,000			
	Health Centre New Building - Th. Kandoodhoo	Th. Kandoodhoo	New	2,200,000	3,650,000	150,000			
	Health Centre Building - Th. Kinbidhoo	Th. Kinbidhoo	New	2,600,000	2,750,000	150,000			
	Upgrading Health Centre (Laboratory) - L. Maamendhoo	L. Maamendhoo	New	2,275,000	1,225,000	-			

Office	Project name	Location	Status	2020	2021 Approved	2022
	Upgrading Health Centre (Laboratory) - GA.Nilandhoo	GA.Nilandhoo	New	1,000,000	-	-
	Upgrading Health Centre - GA.Maamendhoo	GA. Maamendhoo	New	2,000,000	1,000,000	-
	Health Centre Extension - GA.Dhevavadhoo	GA. Dhevavadhoo	New	2,275,000	1,225,000	-
	Health Centre Extension - GDh.Fiyoaree	GDh. Fiyoaree	New	2,275,000	1,225,000	-
	Health Centre New Building - GDh.Gahdhoo	GDh. Gahdhoo	New	8,000,000	27,000,000	5,000,000
	Health Centre New Building - S.HulhuMeedhoo	S.HulhuMeedhoo	New	2,425,000	1,962,500	112,500
	Hospital Extension - HA.Dhihdhoo	HA. Dhihdhoo	New	8,000,000	27,000,000	5,000,000
	Health Centre New Building - Sh.Goidhoo	Sh. Goidhoo	New	5,290,075	278,425	-
	Hospital New Building - Th.Vilufushi	Th. Vilufushi	New	8,000,000	27,000,000	5,000,000
	Atoll Hospital Extension - Th.Veymandoo	Th. Veymandoo	New	2,200,000	8,500,000	300,000
	Atoll Hospital Extension - GA.Villingili	GA. Villingili	New	2,200,000	8,500,000	300,000
	Health Centre Building - GA.Nilandhoo	GA. Nilandhoo	New	1,000,000	2,900,000	100,000
	Health Centre Extension - HDh.Vaikaradhoo	HDh. Vaikaradhoo	New	1,500,000	3,000,000	-
	Health Centre Extension - HA.Vashafaru	HA. Vashafaru	New	800,000	-	-
	Atoll Hospital Extension - AA.Rasdhoo	AA. Rasdhoo	New	2,200,000	8,500,000	300,000
	Health Centre New Building - Sh.Milandhoo	Sh. Milandhoo	New	7,000,000	10,000,000	850,000
	Health Centre Upgrade - HA.Ihavandhoo	HA. Ihavandhoo	New	3,500,000	10,000,000	850,000
	Health Centre Upgrade - Th.Thimarafushi	Th. Thimarafushi	New	3,500,000	10,000,000	850,000
	Health Centre Upgrade - R.Alifushi	R. Alifushi	New	3,500,000	10,000,000	850,000
	Tertiary Hospital Building - L.Gan	L. Gan	New	30,000,000	20,000,000	2,500,000

Office	Project name	Location	Status	2020	2021 Approved	2022
	Health Centre Upgrade - Adh.Maamigili	Adh. Maamigili	New	3,500,000	10,000,000	850,000
	Upgrading Health Centre (Boundary Wall) - HDh.Finey	HDh. Finey	New	500,000	-	-
1226	Regional Airports			112,822,954	65,160,101	4,390,989
	Land Reclamation For Airport - GDh.Faresmaathoda	G.Dh Faresmaathoda	Retention	2,271,469	500,000	-
	Developing Airport with Reclamation - Kulhudhuffushi	HDh.Kulhudhuffushi	On-going	19,458,336	3,123,257	-
	Developing Airport with Reclamation - Sh.Funadhoo	Sh.Funadhoo	On-going	15,287,035	635,304	-
	Developing Airport with Reclamation - GDh.Maavarulu	GDh.Maavarulu	On-going	25,806,114	6,901,540	-
	Developing Airport with Reclamation - HA.Hoarafushi	HA. Hoarafushi	On-going	50,000,000	54,000,000	4,390,989
1204	Ministry of Tourism			3,300,000	700,000	-
	Estab. Of Marina & Yatching Facility in 5 Regional Hub	L.Gan, Lh. Naifaru, HDH. Kulhudhuffushi, GDH. Thinhadhoo, S.Hi thadhoo	New	2,000,000	500,000	-
	Estab. Of Cruise Terminal in Greater Male Region	Hulhule	New	1,300,000	200,000	-
1215	Ministry of Youth, Sports & Community Empowerment			363,947,224	138,597,198	65,916,875
	Development Of Volley Court - F.Bilehdhoo	F.Bilehdhoo	Retention	14,945	-	-
	Development Of Football Ground - F.Nilandhoo	F.Nilandhoo	On-going	1,577,558	500,000	-
	Estab. Of Outdoor Gym - GA.Dhaandhoo	GA.Dhaandhoo	Pre-tendering	175,000	-	-
	Estab. Of Futsal Ground - Dh.Maaenboodhoo	Dh.Maaenboodhoo	On-going	350,000	-	-
	Development Of Sports Complex - S.Feydhoo	S.Feydhoo	On-going	6,750,000	8,250,000	-
	Estab. Of Outdoor Gym - S.MaradhooFeydhoo	S.MaradhooFeydhoo	Pre-tendering	175,000	-	-
	Development Of Youth Centre - Kulhudhuffushi	HDh.Kulhudhuffushi	On-going	246,450	-	-
	Devel. Of 2 Volley, Netball & Bashi Court - S.Meedhoo	S.Meedhoo	Retention	23,565	-	-
	Estab. Of Futsal Ground - N.Miladhoo	N.Miladhoo	Tendering	280,000	-	-

Office	Project name	Location	Status	2020	2021 Approved	2022
	Estab. Of Futsal Ground - Th.Guraidhoo	Th.Guraidhoo	Retention	67,258	-	-
	Estab. Of Futsal Ground - M.Kolhufushi	M.Kolhufushi	Retention	65,018	-	-
	Estab. Of Football Ground - Lh.Naifaru	Lh.Naifaru	Tendering	540,000	-	-
	Development Of Youth Centre - M.Mulah	M.Mulah	Pre-tendering	560,000	-	-
	Estab. Of Futsal Ground - Sh.Feydhoo	Sh.Feydhoo	Retention	69,420	-	-
	Estab. Of Outdoor Gym - R.Meedhoo	R.Meedhoo	Pre-tendering	175,000	-	-
	Devel. Of Football Ground Stadium - R.Dhuvaafaru	R.Dhuvaafaru	On-going	6,000,000	3,800,000	-
	Estab. Of Outdoor Gym - N.Maafaru	N.Maafaru	Pre-tendering	175,000	-	-
	Devel. Of Football Ground - Lh.Olhuvelifushi	Lh.Olhuvelifushi	Pre-tendering	3,250,000	1,000,000	-
	Estab. Of Futsal Ground - Sh.Maroshi	Sh.Maroshi	Tendering	480,000	-	-
	Estab. Of Outdoor Gym - GA.Kondey	GA.Kondey	Pre-tendering	175,000	-	-
	Development Of Youth Centre - Male' City	Male' City	On-going	11,025,000	3,887,500	-
	Estab. Of Futsal Ground - HDh.Kumundhoo	HDh.Kumundhoo	Retention	79,105	-	-
	Estab. Of Futsal Ground - K.Dhiffushi	K.Dhiffushi	Retention	175,000	-	-
	Estab. Of Outdoor Gym - HA.Thakandhoo	HA.Thakandhoo	Pre-tendering	175,000	-	-
	Devel. Of Football Ground - GA.Villingili	GA.Villingili	On-going	766,190	-	-
	Estab. Of Football Training School - Hulhumale	Hulhumale	On-going	4,000,000	-	-
	Estab. Of Futsal Ground - B.Dharavandhoo	B.Dharavandhoo	Retention	52,118	-	-
	Devel. Of Camp Site - K.Huraa	K.Huraa	Tendering	800,000	-	-
	Estab. Of Futsal Ground - R.Innamaadhoo	R.Innamaadhoo	Tendering	480,000	-	-
	Devel. Of Football Ground - L.Isdhoo	L.Isdhoo	On-going	659,320	-	-

Office	Project name	Location	Status	2020	2021	2022
					Approved	
	Devel. Of Football Ground - N.Velidhoo	N.Velidhoo	Pre-tendering	3,250,000	1,000,000	-
	Devel. Of Football Ground - Adh. Maamigili	Adh. Maamigili	On-going	1,577,558	500,000	-
	Estab. Of Futsal Ground - M.Muli	M.Muli	Retention	58,252	-	-
	Estab. Of Futsal Ground - Sh.Lhaimagu	Sh.Lhaimagu	Retention	69,459	-	-
	Estab. Of Futsal Ground - HA. Thuraakunu	HA. Thuraakunu	Tendering	120,000	-	-
	Devel. Of Football Ground - R.Alifushi	R.Alifushi	On-going	2,171,679	530,000	-
	Devel. Of Football Ground - R.Maakurathu	R.Maakurathu	Pre-tendering	3,250,000	1,000,000	-
	Devel. Of Football Ground - M.Dhiggaru	M.Dhiggaru	Pre-tendering	3,250,000	1,000,000	-
	Devel. Of Football Ground - HDh.Finey	HDh.Finey	Pre-tendering	320,000	-	-
	Estab. Of Futsal Ground - HDh.Kurinbi	HDh.Kurinbi	Pre-tendering	350,000	-	-
	Devel. Of Football Ground - Lh.Kurendhoo	Lh. Kurendhoo	Pre-tendering	5,000,000	-	-
	Estab. Of Futsal Ground - V.Keyodhoo	V.Keyodhoo	Pre-tendering	140,000	-	-
	Estab. Of Futsal Ground - L.Hithadhoo	L. Hithadhoo	Pre-tendering	390,000	-	-
	Estab. Of Futsal Ground - GA.Kanduhuludhoo	GA.Kanduhuludhoo	Pre-tendering	540,000	-	-
	Devel. Of Football Ground - S.Maradhoo	S. Maradhoo	New	7,287,500	212,500	-
	Devel. Of Football Ground - Th.Vilufushi	Th.Vilufushi	Awarded	1,554,127	200,000	-
	Devel. Of Sports Complex - Fuvamulah	Fuvamulah City	Pre-tendering	8,000,000	7,000,000	-
	Estab. Of Indoor Complex - GDh. Thinadhoo	GD. Thinadhoo	On-going	600,000	-	-
	Devel. Of Youth Centre - S.Hithadhoo	S. Hithadhoo	On-going	303,060	-	-
	Estab. Of Futsal Ground - B.Maailhos	B.Maailhos	Retention	33,031	-	-
	Devel. Of Football Ground - HA.Hoarafushi	HA. Hoarafushi	Awarded	5,018,007	-	-

Office	Project name	Location	Status	2020	2021 Approved	2022
	Estab. Of Futsal Ground - HA.Hoarafushi	HA. Hoarafushi	Retention	20,919	-	-
	Devel. Of Youth Centre - HA.Ihavandhoo	HA. Ihavandhoo	New	3,750,000	1,500,000	-
	Estab. Of Futsal Ground - HA.Ihavandhoo	HA.Ihavandhoo	On-going	139,024	-	-
	Estab. Of Futsal Ground - HA.Uligamu	HA.Uligamu	New	1,675,000	245,000	-
	Devel. Of Football Ground - HA.Dhihdhoo	HA. Dhihdhoo	On-going	3,656,972	-	-
	Devel. Of Football Ground - HDh.Hanimaadhoo	HDh. Hanimaadhoo	On-going	6,550,000	2,450,000	-
	Devel. Of Swimming Track - HDh.Hanimaadhoo	HDh.Hanimaadhoo	New	712,500	37,500	-
	Devel. Of Football Ground - HDh.Nehllaidhoo	HDh.Nehllaidhoo	Awarded	3,491,275	415,697	-
	Estab. Of Outdoor Gym - HDh.Neykurendhoo	HDh.Neykurendhoo	Pre-tendering	175,000	-	-
	Estab. Of Futsal Ground - HDh.Neykurendhoo	HDh.Neykurendhoo	Retention	27,902	-	-
	Devel. Of Football Ground - HDh.Nolhivaram	HDh. Nolhivaram	Pre-tendering	1,500,000	1,200,000	-
	Estab. Of Outdoor Gym - HDh.Nolhivaram	HDh.Nolhivaram	Pre-tendering	175,000	-	-
	Devel. Of Football Ground - Kulhudhuffushi	HDh. Kulhudhuffushi	Pre-tendering	3,800,000	1,200,000	-
	Estab. Of Outdoor Gym - Kulhudhuffushi	HDh.Kulhudhuffushi	Pre-tendering	175,000	-	-
	Devel. Of Football Ground - Sh.Milandhoo	Sh. Milandhoo	Pre-tendering	3,250,000	1,000,000	-
	Estab. Of Indoor Sports Complex - Sh.Milandhoo	Sh.Milandhoo	On-going	540,000	-	-
	Devel. Of Football Ground - Sh.Foakaidhoo	Sh. Foakaidhoo	Tendering	4,750,000	1,500,000	-
	Devel. Of Football Ground - N.Holhudhoo	N.Holhudhoo	On-going	2,341,559	500,000	-
	Devel. Of Football Ground - N.Kudafari	N. Kudafari	Tendering	4,050,000	700,000	-
	Devel. Of Football Ground - N.Kendhikuludhoo	N .Kendhikuludhoo	On-going	2,024,600	-	-
	Devel. Of Youth Centre - N.Manadhoo	N.Manadhoo	On-going	765,000	-	-
	Estab. Of Outdoor Gym - N.Manadhoo	N.Manadhoo	Pre-tendering	175,000	-	-

Office	Project name	Location	Status	2020	2021	2022
					Approved	
	Devel. Of Football Ground - N.Miladhoo	Sh. Miladhoo	New	7,287,500	212,500	-
	Devel. Of Youth Centre - R.Angolhitheemu	R.Angolhitheemu	New	1,700,000	2,200,000	100,000
	Devel. Of Youth Centre - R.Alifushi	R.Alifushi	New	2,350,000	3,500,000	150,000
	Devel. Of Youth Centre - R.Maduvvari	R.Maduvvari	New	2,375,000	125,000	-
	Devel. Of Football Ground - R.Meedhoo	R. Meedhoo	Pre-tendering	6,100,000	400,000	-
	Devel. Of Youth Centre (With Indoor Hall) - R.Dhuvaafaru	R. Dhuvaafaru	New	8,000,000	4,000,000	-
	Devel. Of Football Ground - B.Thulhaadhoo	B. Thulhaadhoo	New	875,000	1,125,000	-
	Devel. Of Football Ground - Lh.Hinnavaru	Lh.Hinnavaru	Awarded	2,184,938	500,000	-
	Devel. Of Football Ground - K.Maafushi	K. Maafushi	Pre-tendering	4,050,000	700,000	-
	Estab. Of Outdoor Gym - K.Maafushi	K.Maafushi	Pre-tendering	175,000	-	-
	Devel. Of Youth Centre - AA.Ukulhas	AA. Ukulhas	New	2,225,000	3,112,500	-
	Estab. Of Outdoor Gym - AA.Thoddo	AA.Thoddo	Pre-tendering	175,000	-	-
	Devel. Fence on Volley Court - AA.Thoddo	AA.Thoddo	Tendering	175,000	-	-
	Estab. Of Futsal Ground - AA.Thoddo	AA.Thoddo	Retention	70,336	-	-
	Estab. Of Futsal Ground - Adh.Kunburudhoo	Adh.Kunburudhoo	New	1,555,000	245,000	-
	Devel. Of Football Ground - V.Keyodhoo	V. Keyodhoo	On-going	2,900,000	100,000	-
	Devel. Of Henveiru Football Ground - Male	Male' City	Tendering	3,800,000	1,200,000	-
	Estab. Of Outdoor Gym - M.Naalaafushi	M.Naalaafushi	Pre-tendering	175,000	-	-
	Estab. Of Futsal Ground - M.Naalaafushi	M. Naalaafushi	Retention	31,800	-	-
	Devel. Of Football Ground - Fuvamulah Dhoodigan	Fuvamulah City	New	2,875,000	1,125,000	-
	Devel. Of Youth Centre - F.Magoodhoo	F.Magoodhoo	New	1,937,500	562,500	-

Office	Project name	Location	Status	2020	2021 Approved	2022
	Devel. Of Indoor Volley Court - F.Feeali	F.Feeali	New	1,547,500	552,500	-
	Estab. Of Futsal Ground - Dh.Hulhudheli	D.Hulhudheli	New	1,555,000	245,000	-
	Estab. Of Futsal Ground - Dh.Bandidhoo	Dh.Bandidhoo	New	1,555,000	245,000	-
	Devel. Of Football Ground - Dh.Kudahuvadhoo	Dh. Kudahuvadhoo	Tendering	3,800,000	1,200,000	-
	Devel. Of Youth Centre - Dh.Meedhoo	Dh. Meedhoo	New	2,437,500	62,500	-
	Devel. Of Football Ground - Th.Kandoodhoo	Th. Kandoodhoo	New	5,862,500	1,137,500	-
	Estab. Of Futsal Ground - Th.Kinbidhoo	Th.Kinbidhoo	Tendering	450,000	-	-
	Estab. Of Outdoor Gym - Th.Kinbidhoo	Th.Kinbidhoo	Pre-tendering	175,000	-	-
	Devel. Of Youth Centre - Th.Vilufushi	Th. Vilufushi	New	1,937,500	562,500	-
	Devel. Of Football Ground - Th.Dhiyamigili	Th.Dhiyamigili	Awarded	596,144	-	-
	Estab. Of Futsal Ground - Th.Dhiyamigili	Th.Dhiyamigili	Tendering	360,000	-	-
	Devel. Of Football Ground - Th.Thimarafushi	Th. Thimarafushi	Awarded	4,990,685	-	-
	Estab. Of Futsal Ground - Th.Gaadhihfushi	Th.Gaadhihfushi	New	1,555,000	245,000	-
	Devel. Of Youth Centre - L.Kalaidhoo	L. Kalaidhoo	On-going	818,000	-	-
	Estab. Of Outdoor Gym - L.Maabaidhoo	L. Maabaidhoo	Pre-tendering	175,000	-	-
	Devel. Of Youth Centre - L.Maabaidhoo	L. Maabaidhoo	Awarded	156,572	-	-
	Devel. Of Football Ground - L.Maamendhoo	L. Maamendhoo	New	7,075,000	425,000	-
	Devel. Of Youth Centre - L.Dhanbidhoo	L. Dhanbidhoo	New	1,937,500	562,500	-
	Upgrading Zone Stadium - L.Gan	L.Gan	New	2,000,000	3,000,000	-
	Devel. Of Football Ground - L.Gan	L.Gan	Awarded	3,732,805	-	-
	Estab. Of Futsal Ground - L.Gan Mukurimagu	L. Gan	On-going	520,000	-	-

Office	Project name	Location	Status	2020	2021	2022
					Approved	
	Estab. Of Futsal Ground - GA.Kondey	GA.Kondey	Awarded	1,510,000	290,000	-
	Devel. Of Youth Centre - GDh. Hoandehdho	GDh. Hoandehdho	New	4,440,000	1,060,000	-
	Devel. Of Youth Centre - GDh. Nadella	GDh. Nadella	New	4,440,000	1,060,000	-
	Devel. Of Sports Infrastructure - GDh. Nadella	GDh. Nadella	New	2,300,000	700,000	-
	Devel. Of Youth Centre - GDh. Faresmaathoda	GDh. Faresmaathoda	New	2,375,000	125,000	-
	Upgrading Zone Stadium - GDh. Thinadhoo	GDh. Thinadhoo	New	7,075,000	425,000	-
	Devel. Of Football Ground - GDh. Thinadhoo	GDh. Thinadhoo	Awarded	3,268,734	700,000	-
	Estab. Of Outdoor Gym - GDh. Thinadhoo	GDh. Thinadhoo	Pre-tendering	175,000	-	-
	Devel. Of Football Ground - S.Hithadhoo	S.Hithadhoo	New	7,287,500	212,500	-
	Devel. Of Football Ground - S.Hulhuhdoo	S.Hulhuhdoo	Pre-tendering	3,749,555	1,000,000	-
	Devel. Of Youth Centre - S.Meedhoo	S. Meedhoo	New	6,300,000	200,000	-
	Devel. Of Stadium - S.Feydhoo	S. Feydhoo	New	7,287,500	2,512,500	-
	Devel. Of Football Ground - S.Feydhoo	S. Feydhoo	Awarded	2,929,581	926,501	-
	Upgrading Of Youth Centre - HA.Dhihdho	HA. Dhihdho	Tendering	350,000	-	-
	Upgrading Of Youth Centre - GA.Maamendhoo	GA.Maamendhoo	Tendering	350,000	-	-
	Fin. Baraasilu Boalhage & Kurimagu Youth Centre - L.Fonadhoo	L.Fonadhoo	Tendering	280,000	-	-
	Estab. Of Outdoor Gym - K.Thulusdhoo	K.Thulusdhoo	Pre-tendering	175,000	-	-
	Estab. Of Outdoor Gym - GDh.Gahdhoo	GDh.Gahdhoo	Pre-tendering	175,000	-	-
	Estab. Of Outdoor Gym - N.Maalhendhoo	N.Maalhendhoo	Pre-tendering	175,000	-	-
	Estab. Of Outdoor Gym - HDh.Vaikaradhoo	HDh.Vaikaradhoo	Pre-tendering	175,000	-	-
	Estab. Of Outdoor Gym - V.Felidhoo	V.Felidhoo	Pre-tendering	175,000	-	-

Office	Project name	Location	Status	2020	2021 Approved	2022
	Estab. Of Outdoor Gym - R.Hulhuthuiffaaruu	R.Hulhuthuiffaaruu	Pre-tendering	175,000	-	-
	Estab. Of Futsal Ground - Th.Hirilandhoo	Th.Hirilandhoo	On-going	160,000	-	-
	Estab. Of Futsal Ground - B.Hithaadhoo	B.Hithaadhoo	Tendering	480,000	-	-
	Estab. Of Futsal Ground - Th.Veymandoo	Th.Veymandoo	Retention	31,279	-	-
	Estab. Of Futsal Ground - AA.Rasdho	AA.Rasdho	Pre-tendering	3,250,000	1,000,000	-
	Estab. Of Futsal Ground - HA.Utheemu	HA.Utheemu	Tendering	480,000	-	-
	Devel. Of Football Ground - Villimale	Villimale'	New	3,325,000	175,000	-
	Devel. Of Childrens Park - Villimale	Villimale'	New	300,000	-	-
	Devel. Of Youth Centre - Th.Veymandoo	Th.Veymandoo	New	2,023,665	-	-
	Devel. Of Football Ground - GA.Dhaandhoo	GA.Dhaandhoo	New	5,000,000	2,000,000	-
	Estab. Of Youth Centre - HDh.Vaikaradhoo	HDh.Vaikaradhoo	New	3,750,000	1,500,000	-
	Football Ground Boundary Wall - HDh.Kurinbi	Hdh.Kurinbi	New	500,000	-	-
	Devel. Of Football Ground - Adh.Fenfushi	Adh.Fenfushi	New	2,000,000	5,000,000	-
	Estab. Of Synthetic Track - Fuvamulah	Fuvamulah City	New	5,000,000	5,000,000	-
	Devel. Of Football Ground - Fuvamulah Hoadhandu	Fuvamulah City	On-going	3,272,153	500,000	-
	Estab. Of Outdoor Gym - HDh.Kumundhoo	HDh.Kumundhoo	New	500,000	-	-
	Devel. Of Football Ground - HDh.Neykurendhoo	HDh.Neykurendhoo	New	7,075,000	425,000	-
	Devel. Of Football Ground - N.Manadhoo	N.Manadhoo	New	4,000,000	2,500,000	-
	Estab. Of Futsal Ground - Male Galolhu	Male' City	New	1,460,979	-	-
	Devel. Of Football Ground - HA.Maarandhoo	HA.Maarandhoo	New	1,500,000	3,000,000	-
	Devel. Of Youth Centre - AA.Himandhoo	AA.Himandhoo	New	6,000,000	2,000,000	400,000

Office	Project name	Location	Status	2020	2021 Approved	2022
	Devel. Of Football Ground - GA.Dhevadhoo	GA. Dhevadhoo	New	1,554,127	200,000	-
	Indoor Court for Indian Ocean Island Games	Male' City	New	20,000,000	20,000,000	60,000,000
	Indoor Basket Court for Indian Ocean Island Games	Male' City	New	10,000,000	10,000,000	5,000,000
	Devel. Of Youth Centre - L.Isdhoo	L.Isdhoo	New	1,225,000	4,112,500	266,875
	Devel. Of Football Ground - N.Maafaru	N. Maafaru	New	2,000,000	4,000,000	-
1532	Ministry of Arts, Culture and Heritage			1,600,000	9,200,000	1,200,000
	Estab. Of Museum - HA.Utheemu	HA.Utheemu	New	1,600,000	9,200,000	1,200,000
1271	Department of Heritage			1,609,729	200,000	-
	Upgrading Boduthakurufaanu Memorial Centre - HA.Utheemu	HA.Utheemu	On-going	1,609,729	200,000	-
1224	Ministry of National Planning and Infrastructure			2,555,203,543	3,957,084,903	2,139,334,912
	Upgrading Roads - Male	Male' City	New	78,956,674	98,519,405	98,519,405
	Developing Roads - HDh.Haniimaadhoo	H.Dh.Haniimaadhoo	On-going	18,440,353	1,169,981	-
	Developing Harbour - F.Nilandhoo	F.Nilandhoo	Retention	1,474,814	200,000	-
	Developing Roads - R.Ungoofaaruu	R.Ungoofaaruu	On-going	10,751,920	759,697	-
	Developing Roads - Sh.Funadhoo	Sh.Funadhoo	Retention	1,270,102	-	-
	Developing Harbour - GA.Villingili	GA.Villingili	On-going	1,366,771	-	-
	Developing Breakwater - F.Bilehdhoo	F.Bilehdhoo	Retention	300,180	-	-
	Developing Harbour (2nd Phase) - GDh.Gahdhoo	GDh.Gahdhoo	Retention	855,189	-	-
	Developing Harbour - GDh.Faresmaathoda	GDh.Faresmaathoda	New	100,000	20,000,000	11,531,136
	Harbour Expansion Project - Kulhudhuffushi	HDh.Kulhudhuffushi	On-going	30,000,000	-	-
	Developing Harbour - L.Dhanbidhoo	L.Dhanbidhoo	Retention	914,527	-	-

Office	Project name	Location	Status	2020	2021 Approved	2022
	Male - Hulhule Bridge Project	Male' City	Retention	4,491,374	1,000,000	-
	Developing Harbour - HDh.Kurinbi	HDh. Kurinbi	New	2,950,000	15,850,000	13,200,000
	Developing Jetty - V.Fulidhoo	V.Fulidhoo	On-going	211,624	-	-
	Developing Harbour - AA.Himandhoo	AA. Himandhoo	On-going	3,460,917	2,092,183	-
	Developing Breakwater - AA.Rasdhoo	AA.Rasdhoo	Retention	286,395	-	-
	Developing Harbour - N.Henbadhoo	N.Henbadhoo	On-going	15,975,007	665,741	-
	Developing Quay Wall - R.Maakurath	R.Maakurathu	On-going	4,328,036	1,206,910	-
	Developing Entrance Channel - K.Kaashidhoo	K.Kaashidhoo	On-going	1,931,627	386,325	-
	Developing Harbour Key Wall - L.Fonadhoo	L.Fonadhoo	Retention	333,943	-	-
	Developing Harbour - B.Fulhadhoo	B.Fulhadhoo	On-going	22,148,709	15,696,661	1,207,435
	Developing Harbour - B.Fehendhoo	B.Fehendhoo	On-going	23,509,663	16,141,070	1,241,621
	Developing Jetty - M.Raiymandhoo	M.Raiymandhoo	New	1,050,000	5,775,000	175,000
	Developing Harbour - Adh.Mahibadhoo	Adh.Mahibadhoo	Retention	803,928	-	-
	Reconstruction of Harbour - S.Maradhoo	S.Maradhoo	On-going	12,516,853	3,530,921	706,184
	Developing Harbour - Th.Madifushi	Th.Madifushi	Retention	1,324,011	-	-
	Developing Roads - GDh.Thinadhoo	GDh.Thinadhoo	Pre-tendering	22,196,709	48,320,316	1,827,546
	Developing Roads - Dh.Kudahuvadhoo	Dh.Kudahuvadhoo	New	2,163,400	10,367,650	2,081,700
	Greater Male Connectivity Project (Male - Thilafushi Bridge)	Male' City	New	105,186,992	66,020,051	15,102,051
	Developing Roads - R.Dhuvaafaru	R.Dhuvaafaru	On-going	19,689,539	1,176,178	-
	Developing Roads - N.Magoodhoo	N.Magoodhoo	New	18,250,000	23,625,000	1,125,000
	Reconstruction of Harbour - M.Veyvah	M.Veyvah	On-going	17,545,269	20,766,849	1,221,579

Office	Project name	Location	Status	2020	2021 Approved	2022
	Developing Breakwater - M.Naalaafushi	M.Naalaafushi	Retention	355,260	-	-
	Construction Of Bridge - GA.Villingili & Koodoo	GA. Villingili	Pre-tendering	1,000,000	-	-
	Upgrading Jetty & Harbour - R.Rasgetheemu	R. Rasgetheemu	Tendering	7,100,000	14,175,000	675,000
	Developing Harbour - V.Keyodhoo	V. Keyodhoo	On-going	3,715,400	1,243,080	-
	Developing Harbour - HA.Molhadhoo	HA.Molhadhoo	On-going	8,065,364	9,498,682	674,622
	Upgrading Harbour - HDh.Nellaidhoo	HDh.Nellaidhoo	On-going	12,286,987	25,002,227	1,190,582
	Developing Slipway - HDh.Makunudhoo	HDh. Makunudhoo	Pre-tendering	3,872,500	7,851,250	326,250
	Reconstruction of Harbour - Sh.Feevah	Sh. Feevah	On-going	16,755,531	29,453,144	1,732,538
	Upgrading Harbour & Coastal Protection - Sh.Lhaimagu	Sh.Lhaimagu	Tendering	7,100,000	14,175,000	675,000
	Upgrading Harbour - Sh.Noomaraa	Sh.Noomaraa	On-going	4,744,062	1,249,762	-
	Upgrading Harbour - Sh.Bileffahi	Sh.Bileffahi	Tendering	6,000,000	13,125,000	625,000
	Upgrading Harbour & Coastal Protection - Sh.Feydhoo	Sh.Feydhoo	Pre-tendering	12,400,000	16,800,000	800,000
	Upgrading Harbour - Sh.Komandoo	Sh.Komandoo	On-going	9,764,957	12,500,267	735,310
	Upgrading Harbour - Sh.Miladhoo	N.Miladhoo	On-going	14,873,233	17,927,810	1,054,577
	Upgrading Harbour - N.Landhoo	N.Landhoo	Tendering	7,600,000	16,800,000	800,000
	Developing Harbour - R.Maduvvari	R.Maduvvari	On-going	18,599,608	36,049,314	1,716,634
	Upgrading Harbour - R.Rasmaadhoo	R.Rasmaadhoo	Tendering	7,150,000	16,012,500	762,500
	Upgrading Harbour - B.Goidhoo	B.Goidhoo	Pre-tendering	16,900,000	22,050,000	1,050,000
	Developing Harbour - Adh.Mandhoo	Adh.Mandhoo	Tendering	7,100,000	14,175,000	675,000
	Developing Harbour - V.Rakeedhoo	V.Rakeedhoo	Tendering	7,400,000	14,700,000	700,000
	Developing Harbour - Dh.Rinbudhoo	Dh.Rinbudhoo	On-going	17,919,990	737,436	-

Office	Project name	Location	Status	2020		2021		2022	
						Approved			
	Upgrading Harbour - Dh. Hulhuheli	Dh. Hulhuheli	Tendering	6,150,000	13,387,500	637,500			
	Upgrading Harbour - Dh. Meedhoo	Dh. Meedhoo	Pre-tendering	10,825,000	14,962,500	712,500			
	Reconstruction of Harbour - Th. Guraidhoo	Th. Guraidhoo	On-going	23,308,707	19,556,728	1,150,396			
	Developing Harbour - Th. Omadhoo	Th. Omadhoo	On-going	19,825,962	807,992	-			
	Upgrading Harbour - L. Isdhoo	L. Isdhoo	Tendering	9,100,000	19,425,000	925,000			
	Developing Entrance Channel - L. Maabaidhoo	L. Maabaidhoo	On-going	6,217,472	5,829,155	410,504			
	Developing Breakwater - GA. Maamendhoo	GA. Maamendhoo	On-going	15,127,711	8,563,856	778,532			
	Upgrading Harbour - Fuvamulah	Fuvamulah City	Tendering	22,554,688	28,835,605	1,373,124			
	Upgrading Harbour & Revetment - S. Meedhoo	S. Meedhoo	On-going	12,174,443	15,060,346	885,903			
	Developing Harbour - S. Maradhoofoeydhoo	S. Maradhoofoeydhoo	On-going	19,465,908	794,660	-			
	Developing Harbour - V. Felidhoo	V. Felidhoo	On-going	7,699,088	6,570,587	462,717			
	Upgrading Harbour - R. Angolitheemu	R. Angolitheemu	Pre-tendering	12,407,638	16,800,000	800,000			
	Upgrading Harbour - Sh. Foakaidhoo	Sh. Foakaidhoo	Tendering	17,004,313	1,420,407	-			
	Developing Breakwater - Th. Madifushi	Th. Madifushi	On-going	2,481,014	2,751,617	158,565			
	Developing Harbour Phase 2 - GA. Villingili	GA. Villingili	On-going	7,788,902	266,330	-			
	Upgrading Harbour - HA. Ihavandhoo	HA. Ihavandhoo	On-going	13,517,743	27,156,051	1,293,145			
	Developing Official Jetty - HA. Dhihdhoo	HA. Dhihdhoo	Tendering	3,775,000	1,175,000	-			
	Developing Harbour Phase 2 - HA. Kelaa	HA. Kelaa	On-going	5,713,407	424,318	-			
	Upgrading Harbour - HDh. Hanimaadhoo	HDh. Hanimaadhoo	On-going	20,849,822	24,277,936	1,428,114			
	Upgrading Entrance Channel - HDh. Naivaadhoo	HDh. Naivaadhoo	Pre-tendering	5,250,000	8,875,000	375,000			
	Developing Harbour Phase 2 - K. Himmafushi	K. Himmafushi	Pre-tendering	5,250,000	8,875,000	375,000			

Office	Project name	Location	Status	2020	2021 Approved	2022
	Upgrading Harbour - K.Huraa	K. Huraa	Pre-tendering	8,500,000	18,375,000	875,000
	Upgrading Harbour - Adh. Hanyameedhoo	Adh. Hanyameedhoo	Tendering	7,400,000	14,700,000	700,000
	Developing Harbour - Adh. Dhiidhoo	Adh. Dhiidhoo	Pre-tendering	7,900,000	11,550,000	550,000
	Upgrading Harbour - F. Dharanboodhoo	F. Dharanboodhoo	Tendering	450,000	787,500	37,500
	Developing Regional Harbour - Dh. Kudahuvadhoo	Dh. Kudahuvadhoo	Pre-tendering	6,400,000	12,000,000	1,200,000
	Developing Breakwater - L. Maavah	L. Maavah	On-going	14,425,606	10,266,004	684,400
	Developing Roads - HA. Kelaa	HA. Kelaa	Pre-tendering	2,143,071	19,249,670	40,783,821
	Developing Roads - R. Hulhudhuffaaruu	R. Hulhudhuffaaruu	Pre-tendering	9,419,500	22,804,500	862,500
	Developing Roads - B. Eydhaafushi	B. Eydhaafushi	On-going	18,883,656	978,953	-
	Estab. Causeway - M. Muli & Naalaafushi	M. Naalaafushi	Pre-tendering	210,000	20,000,000	73,869,360
	Developing Roads - Th. Guraidhoo	Th. Guraidhoo	Pre-tendering	17,652,090	39,244,807	1,484,297
	Estab. Causeway - Th. Veymandoo & Kinbidhoo	Th. Veymandhoo	Pre-tendering	185,001	20,000,000	126,462,320
	Developing Roads - Th. Thimarafushi	Th. Thimarafushi	Tendering	36,004,723	40,505,314	-
	Developing Roads - L. Gan	L. Gan	Pre-tendering	6,216,674	45,057,804	73,447,428
	Estab. Causeway - L. Kalaidhoo & Dhanbidhoo	L. Kalaidhoo	Pre-tendering	2,194,458	32,787,610	57,784,892
	Estab. Causeway - L. Hithadhoo & Kunahandhoo	L. Hithadhoo	Pre-tendering	194,458	7,604,334	506,956
	Developing Roads - GDh. Gahdhoo	GDh. Gahdhoo	Tendering	29,685,936	20,780,155	-
	Developing Roads - Fuvamulah	Fuvamulah City	On-going	60,661,902	60,000,000	117,668,287
	Developing Roads in 4 Islands - Addu City	S. Hithadhoo, S. Feydhoo, S. Maradhoo, S. Maradhoo Feydhoo	Awarded	53,761,843	57,121,958	3,360,115
	Installing Speed Breakers in Roads - Kulhudhuffushi	HDh. Kulhudhuffushi	Pre-tendering	1,300,000	200,000	-
	Developing Roads - R. Alifushi	R. Alifushi	Pre-tendering	641,431	19,009,670	38,194,276

Office	Project name	Location	Status	2020		2021		2022	
				Approved	2020	Approved	2021	Approved	2022
	Developing Roads - M.Mulah	M.Mulah	New	5,000,000	19,009,670	49,565,335			
	Developing Roads - L.Fonadhoo	L. Fonadhoo	On-going	17,523,048	2,600,393	-			
	Developing Roads - GA.Kolamaafushi	GA. Kolamaafushi	Pre-tendering	17,652,090	39,244,807	1,484,297			
	Developing Roads - S.Hulhuthoo & Meedhoo	S. Hulhuthoo, S. Meedhoo	On-going	13,445,981	1,127,294	-			
	Developing Roads (Airport to Harbour) - GDh. Faresmaathodaa	Dh. Faresmathodaa	Pre-tendering	594,000	17,604,000	36,450,000			
	Developing Airport Causeway - GDh. Faresmaathodaa	GDh. Faresmathodaa	Pre-tendering	17,415,808	12,134,880	808,992			
	Developing Quay Wall - GA. Kanduhulhuthoo	GA. Kanduhulhuthoo	On-going	898,347	-	-			
	Developing Roads - Adh. Mahibadhoo	Adh. Mahibadhoo	New	500,000	15,612,750	4,704,250			
	Developing Ice Plant Jetty - GDh. Thinadhoo	GDh. Thinadhoo	On-going	4,438,087	8,371,717	433,630			
	Estab. Of Airport - M.Muli	M.Muli	Pre-tendering	1,000,000	80,000,000	223,779,672			
	Developing Roads - Addu City	Addu City	Tendering	9,187,597	13,959,496	13,959,496			
	Developing National Transport Network	Multiple Islands	New	150,000,000	150,000,000	250,000,000			
	Developing Roads - HA. Hoarafushi	HA. Hoarafushi	New	12,988,265	20,000,000	41,953,061			
	Developing Harbour - HA. Baarah	Ha Baarah	New	4,550,000	22,150,000	18,800,000			
	Expansion of Harbour - HA. Uligamu	HA. Uligamu	New	8,150,000	15,950,000	2,900,000			
	Developing Harbour - HA. Muraidhoo	HA. Muraidhoo	New	2,800,000	15,400,000	12,800,000			
	Developing Roads - HA. Fihladhoo	HA. Fihladhoo	New	500,000	15,000,000	15,725,500			
	Developing Harbour - HA. Dhiidhoo	HA. Dhiidhoo	New	19,200,000	16,800,000	12,000,000			
	Upgrading Entrance Channel - HA. Thakandhoo	HA. Thakandhoo	New	850,000	-	-			
	Developing Roads - HDh. Nohivaranfaru	HDh. Nohivaranfaru	New	2,163,400	16,612,750	1,040,850			
	Developing Roads (Phase 2) - Kulhuthuffushi	HDh. Kulhuthuffushi	New	10,000,000	19,164,225	1,561,275			

Office	Project name	Location	Status	2020	2021 Approved	2022
	Developing Entrance Channel - HDh.Kumundhoo	HDh. Kumundhoo	New	5,050,000	10,150,000	10,800,000
	Upgrading Harbour - Sh.Maroshi	Sh. Maroshi	New	11,825,000	14,962,500	1,425,000
	Developing Roads - Sh.Milandhoo	Sh. Milandhoo	New	10,245,100	24,419,125	1,561,275
	Developing Central Ferry Terminal - Sh.Funadhoo	Sh.Funadhoo	New	1,600,000	5,600,000	4,800,000
	Developing Roads - N.Holhudhoo	N. Holhudhoo	New	500,000	29,925,000	1,425,000
	Upgrading Harbour - N.Lhohi	N. Lhohi	New	3,850,000	18,550,000	15,600,000
	Developing Roads - N.Velidhoo	N. Velidhoo	New	2,170,000	16,637,500	1,042,500
	Developing Roads - N.Manadhoo	N. Manadhoo	New	2,170,000	16,637,500	1,042,500
	Developing Entrance Channel - N.Manadhoo	N. Manadhoo	New	2,050,000	13,150,000	10,800,000
	Developing Jetty - N.Fohdhoo	N. Fohdhoo	New	1,050,000	5,775,000	175,000
	Upgrading Harbour - R.Kinolhas	R.Kinolhas	New	4,800,000	19,900,000	16,800,000
	Upgrading Entrance Channel - R.Ungoofaaruu	R. Ungoofaaruu	New	2,050,000	13,150,000	10,800,000
	Extension of Harbour - R.Maakurathu	R. Maakurathu	New	4,875,150	5,074,850	550,000
	Developing Breakwater & Quay Wall - B.Hithaadhoo	B. Hithaadhoo	New	10,000,000	15,000,000	3,000,000
	Reconstruction of Harbour - B.Kamadhoo	B. Kamadhoo	New	13,600,000	22,425,000	975,000
	Developing Harbour - B.Eydhafushi	B. Eydhafushi	New	20,000,000	27,500,000	5,500,000
	Estab. Causeway - B.Goidhoo & Fehendhoo	B.Goidhoo	New	210,000	16,200,000	9,915,000
	Upgrading Harbour - Lh.Hinnavaru	Lh. Hinnavaru	New	12,000,000	20,000,000	28,000,000
	Developing Roads - Lh.Naifaru	Lh. Naifaru	New	2,163,400	16,612,750	1,040,850
	Developing Quay Wall - K.Kaashidhoo	K. Kaashidhoo	New	2,455,000	14,365,000	11,880,000
	Devel. Breakwater at Ferry Terminal - AA.Ukulhas	AA.Ukulhas	New	10,000,000	5,000,000	-

Office	Project name	Location	Status	2020	2021 Approved	2022
	Upgrading Harbour - AA.Maalhos	AA. Maalhos	New	4,800,000	19,900,000	16,800,000
	Reconstruction of Harbour - AA.Thoddoo	AA. Thoddoo	New	6,300,000	24,700,000	19,500,000
	Upgrading Harbour - Adh.Fenfushi	Adh. Fenfushi	New	7,450,000	12,150,000	5,400,000
	Upgrading Harbour - V.Thinadhoo	V. Thinadhoo	New	2,065,000	13,195,000	10,840,000
	Developing Roads - M.Kolhufushi	M.Kolhufushi	New	500,000	15,612,750	4,704,250
	Reconstruction of Harbour - M.Muli	M. Muli	New	6,150,000	22,950,000	20,400,000
	Upgrading Harbour - M.Dhiggaru	M. Dhiggaru	New	4,800,000	19,900,000	16,800,000
	Devel. Central Ferry Terminal - Fuvamulah	Fuvamulah City	New	1,600,000	5,600,000	4,800,000
	Reconstruction of Harbour - Th.Kandoodhoo	Th. Kandoodhoo	New	10,760,000	13,340,000	2,900,000
	Extension of Harbour - GA.Dhaandhoo	GA. Dhaandhoo	New	7,196,084	24,588,251	21,856,223
	Developing Roads - GDh.Vaadhoo	GDh. Vaadhoo	New	3,204,250	20,515,938	1,301,062
	Developing Airport - Faresmaathodaa	GDh. Faresmaathodaa	New	53,900,000	92,400,000	7,700,000
	Estab. Regional Harbour - GDh.Thinadhoo	GDh. Thinadhoo	New	12,581,750	58,745,250	52,218,000
	Developing New Entrance Channel - GDh.Gahdhoo	GDh. Gahdhoo	New	2,050,000	13,150,000	10,800,000
	Developing Quay Wall - S.Hithadhoo	S. Hithadhoo	New	5,910,000	17,820,000	2,970,000
	Developing Harbour - S.Hulhudhoo	S. Hulhudhoo	New	8,550,000	9,975,000	475,000
	Reconstruction of Breakwater - S.Maradhoo	S. Maradhoo	New	2,317,750	6,037,375	239,875
	Developing Harbour - L.Mundoo	L. Mundoo	New	4,500,000	14,000,000	-
	Upgrading Harbour - L.Gan	L. Gan	New	4,000,000	5,500,000	500,000
	Developing Breakwater - M.Maduuvvari	M. Maduuvvari	New	2,350,000	24,250,000	1,400,000
	Developing Roads - L.Fonadhoo	L.Fonadhoo	New	1,500,000	14,612,750	4,704,250

Office	Project name	Location	Status	2020		2021		2022	
						Approved			
	Developing Roads - Adh. Maamigili	Adh. Maamigili	New	10,000,000	35,000,000	2,250,000			
	Coastal Protection - N. Kendhikulhuhoo	N. Kendhikulhuhoo	New	2,875,000	3,125,000	-			
	Coastal Protection - B. Dhonfanu	B. Dhonfanu	New	2,387,500	6,118,750	243,750			
	Coastal Protection - R. Hulhuhuffaaruu	R. Hulhuhuffaaruu	New	2,387,500	6,118,750	243,750			
	Estab. Water & Sewerage System - B. Goidhoo	B. Goidhoo	On-going	11,891,406	24,309,961	1,157,617			
	Water & Sewerage Project - 34 Islands	Multiple Islands	Tendering	20,151,753	26,139,941	26,139,941			
	Estab. Water & Sewerage System - N. Magoodhoo	N. Magoodhoo	New	2,204,945	20,877,195	617,491			
	Estab. Water & Sewerage System - HA. Filladhoo	HA. Filladhoo	On-going	7,589,676	13,014,560	684,977			
	Estab. Sewerage System - Sh. Foakaidhoo	Sh. Foakaidhoo	On-going	4,449,855	5,419,892	2,634,936			
	Estab. Water & Sewerage System - N. Maafaru	N. Maafaru	Pre-tendering	3,200,874	14,091,921	13,091,921			
	Estab. Sewerage System - M. Raiymandhoo	M. Raiymandhoo	Pre-tendering	1,618,859	4,045,179	3,845,179			
	Estab. Water & Sewerage System - HDh. Kumundhoo	HDh. Kumundhoo	Pre-tendering	2,874,411	13,167,247	12,167,247			
	Estab. Water & Sewerage System - Sh. Goidhoo	Sh. Goidhoo	Pre-tendering	2,697,124	12,787,306	11,787,306			
	Estab. Water & Sewerage System - N. Kendhikulhuhoo	N. Kendhikulhuhoo	On-going	18,714,277	15,979,585	9,173,465			
	Estab. Water & Sewerage System - R. Fainu	R. Fainu	Pre-tendering	2,028,176	6,322,701	5,822,701			
	Estab. Water & Sewerage System - R. Kinolhas	R. Kinolhas	On-going	8,814,410	23,971,941	901,201			
	Estab. Water & Sewerage System - B. Kamadhoo	B. Kamadhoo	Pre-tendering	4,108,882	7,563,638	9,063,638			
	Estab. Water & Sewerage System - Lh. Olhuvelifushi	Lh. Olhuvelifushi	Pre-tendering	2,879,815	9,539,707	9,539,707			
	Estab. Water & Sewerage System - AA. Feridhoo	AA. Feridhoo	Pre-tendering	2,808,023	8,574,877	8,074,877			
	Estab. Water & Sewerage System - Th. Kinbidhoo	Th. Kinbidhoo	On-going	11,424,231	10,355,835	5,945,017			
	Estab. Water & Sewerage System - Th. Vandhoo	Th. Vandhoo	On-going	5,786,484	5,412,816	3,226,871			

Office	Project name	Location	Status	2020	2021 Approved	2022
	Estab. Water & Sewerage System - Th. Kandoodhoo	Th. Kandoodhoo	On-going	5,241,070	6,200,254	2,985,331
	Estab. Water & Sewerage System - L. Kunahandhoo	L. Kunahandhoo	Pre-tendering	2,197,750	11,414,028	10,414,028
	Estab. Water & Sewerage System - L. Hithadhoo	L. Hithadhoo	Pre-tendering	2,273,076	9,719,276	9,219,276
	Estab. Water & Sewerage System - GA. Dhehvadhoo	GA. Dhehvadhoo	Pre-tendering	2,289,508	11,693,261	10,693,261
	Estab. Water & Sewerage System - HA. Uligamu	HA. Uligamu	On-going	10,637,918	15,165,502	5,596,792
	Estab. Sewerage System - HA. Vashafaru	HA. Vashafaru	New	3,250,000	23,750,000	6,125,000
	Estab. Water & Sewerage System - HA. Molhadhoo	HA. Molhadhoo	New	2,898,756	21,517,950	575,000
	Estab. Drainage System - HA. Dhihdhoo	HA. Dhihdhoo	New	2,725,000	12,325,000	6,450,000
	Estab. Sewerage System - HDh. Naivaadhoo	HDh. Naivaadhoo	New	1,932,558	13,473,643	810,853
	Estab. Drainage System - Kulhudhuffushi	HDh. Kulhudhuffushi	New	19,000,000	20,000,000	32,000,000
	Estab. Drainage System - HDh. Vaikaradhoo	HDh. Vaikaradhoo	New	1,750,000	750,000	-
	Estab. Water & Sewerage System - Sh. Noomara	Sh. Noomara	New	2,090,110	23,495,607	681,685
	Estab. Water & Sewerage System - Sh. Bileifahi	Sh. Bileifahi	New	3,677,857	32,228,211	946,309
	Estab. Water & Sewerage System - B. Kihaadhoo	B. Kihaadhoo	New	4,294,667	22,620,670	715,778
	Estab. Water & Sewerage System - B. Kudarikilu	B. Kudarikilu	New	4,265,000	24,575,000	775,000
	Estab. Water & Sewerage System - B. Fulhadhoo	B. Fulhadhoo	New	2,391,996	16,405,981	481,999
	Estab. Water & Sewerage System - B. Fehendhoo	B. Fehendhoo	New	2,211,690	15,414,297	451,948
	Estab. Water & Sewerage System - B. Dhonfanu	B. Dhonfanu	New	4,800,000	25,400,000	800,000
	Estab. Water & Sewerage System - K. Huraa	K. Huraa	New	350,000	-	-
	Estab. Water & Sewerage System - AA. Bodufulhadhoo	AA. Bodufulhadhoo	New	4,412,647	33,519,558	985,441
	Estab. Water & Sewerage System - M. Veyvah	M. Veyvah	New	2,323,183	21,527,505	637,197

Office	Project name	Location	Status	2020		2021		2022	
						Approved			
	Estab. Water & Sewerage System - F. Magoodhoo	F. Magoodhoo	Pre-tendering	13,472,946	8,014,805	8,014,805	787,421		
	Estab. Water System - F. Feeali	F. Feeali	New	2,863,789	19,000,838	19,000,838	560,631		
	Estab. Water & Sewerage System - Dh. Rinbudhoo	Dh. Rinbudhoo	New	2,950,000	28,720,000	28,720,000	330,000		
	Estab. Drainage System - Dh. Kudahuvadhoo	Dh. Kudahuvadhoo	New	500,000	18,750,000	18,750,000	2,500,000		
	Estab. Water & Sewerage System - Th. Omadhoo	Th. Omadhoo	New	2,650,000	26,575,000	26,575,000	775,000		
	Estab. Drainage System - Th. Veymandoo	Th. Veymandoo	New	2,400,000	10,650,000	10,650,000	1,450,000		
	Estab. Drainage System - Th. Thimarafushi	Th. Thimarafushi	New	500,000	4,312,500	4,312,500	187,500		
	Estab. Water and Sewerage system - L. Kalaidhoo	L. Kalaidhoo	New	2,650,000	19,600,000	19,600,000	7,750,000		
	Estab. Water and Sewerage system - L. Mundoo	L. Mundoo	New	4,700,000	18,650,000	18,650,000	650,000		
	Estab. Water and Sewerage system - Ga. Kondey	GA. Kondey	New	2,241,607	24,328,841	24,328,841	706,935		
	Estab. Water and Sewerage system - GDh. Rathafandhoo	GDh. Rathafandhoo	New	3,386,645	30,626,550	30,626,550	897,774		
	Estab. Electricity, Water & Sewerage System - GDh. Thinadhoo	GDh. Thinadhoo	New	500,000	35,700,000	35,700,000	5,800,000		
	Estab. Sewerage Treatment Plant - S. Hithadhoo	S. Hithadhoo	New	12,000,000	17,221,898	17,221,898	1,643,258		
	Estab. Sewerage System for New Settlement - GA. Villingili	GA. Villingili	New	2,700,000	14,400,000	14,400,000	900,000		
	Developing Regional Hospital - S. Hithadhoo	S. Hithadhoo	On-going	2,875,000	1,125,000	1,125,000	-		
	Construction of King Salman Mosque - Male' City	Male' City	On-going	18,804,241	8,515,046	8,515,046	-		
	Museum Park - GDh. Thinadhoo	GDh. Thinadhoo	On-going	1,937,500	562,500	562,500	-		
	Estab. Visitors Centre & Public Toilets - S. Hulhudhoo	S. Hulhudhoo	New	3,000,000	1,000,000	1,000,000	-		
	East Coast Redevelopment - Male	Male' City	On-going	23,386,462	16,047,530	16,047,530	1,234,425		
	Land Reclamation & Revetment - K. Huraa	K. Huraa	On-going	1,583,006	200,000	200,000	-		
	Land Reclamation - K. Guraidhoo	K. Guraidhoo	On-going	13,037,954	2,148,279	2,148,279	-		

Office	Project name	Location	Status	2020	2021 Approved	2022
	Land Reclamation - K.Maafushi	K.Maafushi	On-going	10,497,672	2,499,534	-
	Land Reclamation - S.Maradhoo & Maradhoofoeydhoo	S.Maradhoo , Maradhoofoeydhoo	Tendering	18,076,840	4,015,368	-
	Land Reclamation - Addu City	Addu City	Tendering	8,934,166	13,642,708	13,642,708
	Maldives Urban Development & Resilience Project	Hdh.Kulhuhuffushi, Lh.Naifaru, Male' City ,Hulhumale', Addu city	Tendering	9,476,690	10,246,945	3,266,249
	Land Reclamation - HA.Dhihdhoo	HA. Dhihdhoo	New	350,000	-	-
	Land Reclamation & Coastal Protection - K.Dhiffushi	K.Dhiffushi	New	7,500,000	31,963,874	23,471,026
	Land Reclamation - K.Gulhifalhu	K.Gulhifalhu	On-going	146,126,088	17,325,912	-
	Land Reclamation - F.Bileidhoo	F.Bileidhoo	New	130,000	20,000,000	22,870,000
	Land Reclamation & Devel. Beach - Th. Kinbidhoo	Th.Kinbidhoo	New	45,000,000	16,000,000	3,500,000
	Land Reclamation - GA.Kolamaafushi	GA.Kolamaafushi	New	130,000	20,000,000	22,870,000
	Land Reclamation - M.Dhiggaru	M.Dhiggaru	New	130,000	20,000,000	22,870,000
	Male Industrial Village - South West Harbour	Male' City	Retention	4,293,800	1,000,000	-
	Land Reclamation - R.Ungoofaaruu	R.Ungoofaaruu	New	10,000,000	20,000,000	-
	Developing Beach - S.Maradhoo	S.Maradhoo	New	1,500,000	1,500,000	-
	Installing Street Lights in Road Devel. Islands	HA.Dhihdhoo, HDh.Hanimaadhoo, HDh.Kulhuhuffushi, Dh.Kudahuadhoo, Th.Vilufushi, GA.Villingii,GDh.Thinadhoo	On-going	10,500,000	-	-
	Estab. Water System - HA.Utheemu	HA. Utheemu	New	2,557,739	16,807,940	1,019,246
	Estab. Water System - N.Miladhoo	N. Miladhoo	New	7,900,000	11,550,000	550,000
	Estab. Water System - N.Landhoo	N.Landhoo	New	2,100,707	14,803,889	433,451
	Estab. Water System - R.Rasmaadhoo	R.Rasmaadhoo	New	1,151,576	6,333,669	191,929
	Estab. Water System - R.Maakurathu	R.Maakurathu	New	1,580,926	9,995,092	296,821

Office	Project name	Location	Status	2020		2021		2022	
						Approved			
	Estab. Water System - K.Thulusdhoo	K.Thulusdhoo	New	4,412,647	33,519,558		985,441		
	Upgrading Water System - Addu City	Addu City	New	7,100,000	4,550,000		350,000		
	Estab. Water System - Dh.Hulhudheli	Dh.Hulhudheli	New	2,299,264	15,895,952		466,544		
	Estab. Water System - Dh.Maaenboodhoo	Dh.Maaenboodhoo	New	1,921,616	13,818,890		403,603		
	Estab. Water System - Th.Buruni	Th. Buruni	New	2,650,000	17,825,000		525,000		
	Estab. Water System - Th.Veymandoo	Th.Veymandoo	New	2,200,000	10,400,000		5,400,000		
	Estab. Water System - L.Maavah	L. Maavah	Awarded	14,866,635	1,054,165		-		
	Estab. Water System - L.Dhanbidhoo	L.Dhanbidhoo	New	1,715,273	12,684,001		369,212		
	Estab. Water System - Th.Madifushi	Th. Madifushi	Pre-tendering	1,967,941	6,399,150		5,899,150		
	Estab. Water System - HA.Vashafaru	HA.Vashafaru	Pre-tendering	2,118,467	11,276,700		10,276,700		
	Estab. Water System - HDh.Nolhivaram	HDh.Nolhivaram	On-going	7,844,362	10,613,234		3,916,789		
	Estab. Water System - R.Alifushi	R. Alifushi	On-going	3,790,834	5,301,762		2,564,512		
	Estab. Water System - Adh.Fenfushi	Adh. Fenfushi	Tendering	3,141,132	12,282,266		5,141,132		
	Estab. Artificial Intelligence Conference Hall - AA.Ukulhas	AA. Ukulhas	Retention	523,939	-		-		
	Renovating Min. Of Foreign Affaris	Male' City	New	420,000	-		-		
	Construction Of MNPI Office Building	Hulhumale'	Awarded	153,690,400	4,645,164		-		
	Estab. Of Cultural Centre - R. Rasgetheemu	R. Rasgetheemu	New	2,350,000	3,500,000		150,000		
1529	Ministry of Housing & Urban Development			862,001,335	687,704,822		1,221,249,906		
	Estab. Landscape & Fence at Flat Area - Fuvamulah	Fuvamulah City	Awarded	13,294,229	955,889		-		
	Developing 20,000 Housing Units	Multiple Islands	New	600,000,000	600,000,000		1,205,520,000		
	Completion Of 56 Housing Units - Th. Vilufushi	Th. Vilufushi	New	19,076,400	-		-		

Office	Project name	Location	Status	2020	2021 Approved	2022
	Completion Of Housing Units - HDh.Nolhivaranfaru	HDh. Nolhivaranfaru	New	37,850,000	-	-
	Construction Of 100 Housing Unit - B.Thulhaadhoo	B.Thulhaadhoo	On-going	47,809,710	15,936,570	3,984,142
	Construction Of 100 Housing Unit - M.Kolhufushi	M.Kolhufushi	Awarded	45,463,252	15,154,417	3,788,604
	Construction Of 100 Housing Unit - Th.Thimarafushi	Th.Thimarafushi	Tendering	30,709,000	39,483,000	4,387,000
	Construction Of 100 Housing Unit - Lh.Naifaru	Lh.Naifaru	Awarded	42,841,920	14,280,640	3,570,160
	Construction Of a Housing Unit - Lh.Olhuvelifushi	Lh.Olhuvelifushi	Retention	49,389	-	-
	Construction Of 1500 Housing Unit - Phase 2	Hulhumale', Ga.Villingili,GDh.Hoandehdhoo,GDh. Madavei,GDh.Thinadhoo,GDh.Gahdhoo, Fuvahmulah City, S.Hithadhoo,S.Hulhumeedhoo	Retention	2,487,052	500,000	-
	Construction Of 60 Housing Unit - HDh.Nolhivaranfaru	HDh.Nolhivaranfaru	On-going	22,420,383	1,394,306	-
1233	Ministry of Fisheries, Marine Resources and Agriculture			49,705,626	39,090,000	5,162,500
	Mariculture Enterprise Development Project	Multiple Islands	On-going	455,626	-	-
	Maldives Sustainable Fisheries Development Project	Multiple Islands	On-going	33,000,000	33,000,000	-
	Estab. Of Quarantine Facility at Commercial Ports	Hdh.Hanimaadhoo,N.Maafaru,Male' City,L.Gan	New	8,350,000	290,000	362,500
	Estab. Of Fish Factory - S.Hulhudhoo	S.Hulhudhoo	New	6,300,000	200,000	-
	Estab. Of Value Added Fish Factory - M.Mulah	M.Mulah	New	1,600,000	5,600,000	4,800,000
1240	Ministry of Islamic Affairs			41,257,504	48,873,957	2,386,750
	Construction Of Mosque - GDh.Gahdhoo	GDh.Gahdhoo	Retention	235,562	-	-
	Construction Of Mosque - GA.Dhewadhoo	GA.Dhewadhoo	Retention	139,702	-	-
	Construction Of Islamic Centre - R.Ungoofaaruu	R.Ungoofaaruu	On-going	3,278,196	1,212,012	-
	Construction Of Mosque - L.Kalaithoo	L.Kalaithoo	Awarded	2,253,976	750,209	-
	Construction Of Mosque - N.Magoodhoo	N.Magoodhoo	Awarded	2,402,550	708,074	-

Office	Project name	Location	Status	2020	2021 Approved	2022
	Construction Of Mosque - K.Kaashidhoo	K.Kaashidhoo	On-going	142,183	-	-
	Construction Of Mosque - R.Vaadhoo	R. Vaadhoo	Awarded	2,324,895	722,297	-
	Construction Of Mosque - AA.Bodufulhadhoo	AA.Bodufulhadhoo	Awarded	2,147,447	716,116	-
	Construction Of Mosque (Masjidul Hudha) - Fuvamulah	Fuvamulah City	Pre-tendering	2,900,000	1,875,000	175,000
	Construction Of Mosque - F.Nilandhoo	F.Nilandhoo	Pre-tendering	2,095,000	3,047,500	157,500
	Estab. Centre For Quran - Fuvamulah	Fuvamulah City	Pre-tendering	2,267,993	2,250,249	416,750
	Construction Of Mosque - HA.Dhiidhoo	HA. Dhiidhoo	New	2,875,000	4,550,000	75,000
	Construction Of Mosque - Fuvamulah Dhoodigan	Fuvamulah City	New	2,425,000	4,010,000	65,000
	Construction Of Mosque - Th.Vandhoo	Th.Vandhoo	New	2,000,000	2,000,000	-
	Construction Of Mosque - Dh.Meedhoo	Dh.Meedhoo	New	1,775,000	4,075,000	650,000
	Construction Of Mosque - Adh.Dhigurah	Adh.Dhigurah	New	1,500,000	3,250,000	250,000
	Construction Of Mosque - GA.Kondey	GA. Kondey	New	1,200,000	4,500,000	300,000
	Construction Of Mosque - S.Meedhoo	S. Meedhoo	New	2,095,000	3,047,500	157,500
	Construction Of Mosque - HA.Thuraakunu	HA. Thuraakunu	New	3,200,000	2,300,000	-
	Construction Of Mosque - Lh.Kurendhoo	Lh. Kurendhoo	New	2,000,000	5,425,000	75,000
	Construction Of Mosque - S.Maradhoo	S. Maradhoo	New	2,000,000	4,435,000	65,000
1510	Ministry Of Gender, Family and Social Services			30,498,330	83,007,500	5,841,250
	Estab. Family & Childrens Service Centre - L.Fonadhoo	L.Fonadhoo	Retention	522,080	-	-
	Estab. Family & Childrens Service Centre - F.Nilandhoo	F. Nilandhoo	New	7,600,000	1,800,000	600,000
	Estab. Elderly Day Care Centre - Hulhumale	Hulhumale'	New	7,070,000	30,262,500	2,017,500
	Estab. Elderly Day Care Centre - L.Gan	L.Gan	New	7,070,000	30,262,500	2,017,500

Office	Project name	Location	Status	2020	2021 Approved	2022
	Estab. Day Care Centre - Male	Male' City	New	4,625,000	1,375,000	-
	Estab. Childrens Home - Addu City	Addu City	New	1,641,250	11,920,000	713,750
	Estab. Childrens Home - B.Eydhafushi	B. Eydhafushi	New	1,970,000	7,387,500	492,500
1192	National Drug Agency			27,804,610	15,307,500	1,177,500
	Upgrade of Community Service Centre - Male	Male' City	Awarded	1,189,610	-	-
	Estab. Of Residential Facility to treat Children	Hulhumale'	New	19,125,000	10,562,500	812,500
	Estab. Of Residential Facility to treat Women	Hulhumale'	New	7,490,000	4,745,000	365,000

PUBLIC SECTOR INVESTMENT PROGRAM - LOAN DISBURSEMENTS 2018-2022

(IN MVR)

Office	Project Name	Island	Agency	Status	2018 Actual	2019 Revised	2020	2021 Approved	2022
	Total				4,254,912,741	2,493,350,625	2,854,811,039	4,425,971,135	4,546,427,265
1272 Ministry of Finance					2,291,560,089	1,485,926,812	1,054,419,670	2,245,585,937	964,974,202
	Hulhumalee Island Development Project	Hulhumalee	X-KSA - Saudi Fund	On-going	68,707,399	87,197,536	201,474,202	201,474,202	201,474,202
	Velana International Airport Development Project (Runway)	Hulhulee	Commercial Loans	On-going	1,846,238,383	924,277,700	170,413,168	484,171,208	-
	Terminal Development Project at Velana International Airport	Hulhulee	Abu Dhabi	On-going	-	119,111,479	-	-	-
	Terminal Development Project at Velana International Airport	Hulhulee	Other Financing	On-going	-	-	-	381,750,000	763,500,000
	Terminal Development Project at Velana International Airport	Hulhulee	X-KSA - Saudi Fund	On-going	345,814,353	42,812,363	158,231,699	517,403,288	-
	Terminal Development Project at Velana International Airport	Hulhulee	Kuwait fund	On-going	-	177,226,374	256,327,169	326,107,137	-
	Terminal Development Project at Velana International Airport	Hulhulee	OPEC Fund for International Development (OFID)	On-going	30,799,954	135,301,360	267,973,432	334,680,102	-
1265 MOF / Special Budget					660,806,229	-	-	-	-
	Major Medical Equipment and Accessories for Dharumavantha Hospital	Male' City	Bond	Completed	660,806,229	-	-	-	-
1058 Ministry of Education					6,266,272	-	-	-	-
	Construction of 12 class room - Ha.Baarah	Ha.Baarah	Education fund	On-going	4,991,272	-	-	-	-
	Ha.Kela Sheih Ibrahim School Multi Purpose Hall and Classroom	Ha. Kelaa	Education fund	On-going	1,275,000	-	-	-	-
1166 Indra Gandhi Memorial Hospital					50,546,923	70,267,761	-	-	-
	Construction of Dharumavantha Hospital Building	Male' City	Bond	Completed	50,546,923	-	-	-	-
	Major Medical Equipment and Accessories for Dharumavantha Hospital	Male' City	Bond	Completed	-	70,267,761	-	-	-
1224 Ministry of National Planning and Infrastructure					690,359,525	825,555,600	1,562,773,155	1,882,641,591	3,158,934,332
	Construction of Male-Hulhulee Bridge Project	Male' City	Commercial Loans	Completed	590,457,600	51,255,000	-	-	-
	Reconstruction and Development of GA Atoll	GA.Villingili, GA.Nilandhoo, GA.Maamendhoo, GA.Dhaandhoo	X-KSA - Saudi Fund	Completed	6,115,605	-	-	-	-
	S.Hithadhoo Regional Hospital Project	S.Hithadhoo	X-KSA - Saudi Fund	On-going	41,909,211	11,459,199	-	-	-
	S.Hithadhoo Regional Hospital Project	S.Hithadhoo	OPEC Fund for International Development (OFID)	On-going	35,355,019	13,236,579	-	-	-
	Development of 1500 Housing Units - PH2 (Exim bank/China)	Hulhumalee,GA.Villingili,GDh -Hoandhoo, GDh.Madaveli, GDh.Thinadhoo, GDh.Gaddhoo, Furamuliah City, N.Vellohoo,	Commercial Loans	Retention	-	135,414,344	-	-	-
	Outer Island Water Supply and Sewerage System	R.Hulhudhufaar, B.Thulhaadhoo, GA.Kolhamaafushi, GDh.	OPEC Fund for International Development (OFID)	Completed	-	35,885,743	-	-	-
	Greater Male' Connectivity Project	Male' City	Abu Dhabi	New	-	-	305,400,000	610,800,000	1,145,250,000

Office	Project Name	Island	Agency	Status	2018 Actual	2019 Revised	2020	2021 Approved	2022
	Fuvahmulah Water and Sewerage system	Fuvahmulah City	kuwait fund	Retention	-	15,555,776	503,280	-	-
	Coastal Protection Project at Gn. Fuvahmulah	Fuvahmulah City	kuwait fund	On-going	-	-	60,393,638	70,459,245	40,262,426
	Addu City Reclamation	Addu City	Commercial Loans	Tendering	-	-	57,538,678	57,644,051	57,529,312
	Addu City Road Development	Addu City	Commercial Loans	Tendering	-	20,000,000	58,884,612	58,992,451	58,875,026
	Gulhi Falhu Port Development Project	K. Gulhi falhu	Commercial Loans	New	-	20,000,000	100,573,019	100,757,204	100,556,647
	Sanitation in 5 Islands	Hon. Nohivaranitaru, Lh. Naifaru, K. Himmafush, Th. Thulusdhoo, Th. Vevmandhoo	IDB	On-going	-	11,457,649	15,084,927	-	-
	Maldives Ubland Development and Resilience Project	Hdh. Kulhudhuffushi, Lh. Naifaru, Male' City, Hulhumale, Addu	WORLD BANK	Tendering	-	-	10,307,250	10,307,250	20,614,500
	Provision of Water Supply & Sewerage Project	Multiple Islands	Commercial Loans	Tendering	-	20,000,000	84,722,748	84,877,906	84,708,956
	Reconstruction of Harbors (IDB loan)	Multiple Islands	IDB	Retention	16,065,537	1,601,117	501,436	-	-
	Reconstruction of Harbors (IDB loan)	Multiple Islands	IDB	Retention	456,553	-	-	-	-
	Outer Islands Facility Project	Multiple Islands	OPEC Fund for International Development (OFID)	New	-	-	53,445,000	76,350,000	190,875,000
	Reclamation Works of the Islands	Multiple Islands	ING Bank	New	-	32,450,770	649,005,540	811,256,925	1,460,262,465
	Provision of Water Supply, Sanitation and Waste Management - OFID-P2	Multiple Islands	OPEC Fund for International Development (OFID)	On-going	-	165,187,423	166,413,027	1,196,559	-
1233 Ministry of Fisheries, Marine Resources and Agriculture					4,067,961	5,000,000	50,573,019	70,757,204	40,556,647
	Fisheries and Agriculture Diversification Project	Multiple Islands	IFAD	Completed	4,067,961	-	-	-	-
	Exp. of MIFCO Facility in Kooldoo and kanduogiri	GA. Kooldoo, K. kanduogiri	Commercial Loans	New	-	5,000,000	50,573,019	70,757,204	40,556,647
1229 Ministry of Environment					551,305,742	79,653,050	77,121,677	98,130,669	256,536,000
	Sanitation in 5 Islands (IDB Loan)	Hdn. Nohivaranitaru, Lh. Naifaru, K. Himmafush, Th. Thulusdhoo,	IDB	On-going	69,000	-	-	-	-
	Sanitation in 5 Islands (IDB Loan)	Th. Vevmandhoo Hdn. Nohivaranitaru, Lh. Naifaru, K. Himmafush, Th. Thulusdhoo, Th. Vevmandhoo	IDB	On-going	57,409,128	47,449,357	-	-	-
	Water Supply and Sewerage System in Fuvahmulah - Kuwait Fund	Fuvahmulah City	kuwait fund	Retention	67,146,174	-	-	-	-
	Provision of Water Supply, Sanitation and Waste Management project (OFID ph2)	Multiple Islands	OPEC Fund for International Development (OFID)	On-going	206,835,450	-	-	-	-
	Outer Island Water Supply and Sewerage Systems (OFID phase1)	N. Velomoo, R. Hulhudhufaaruu, B. Thulhaadhoo, GA. Kothamafushi, Gdh	OPEC Fund for International Development (OFID)	Completed	203,741,769	-	-	-	-
	Small Scale Waste-to-Energy Project	R. Vandhoo	Abu Dhabi	On-going	16,104,221	32,203,693	17,085,899	26,850,972	-
	Greater Male' Environmental Improvement and Waste Mangmnt project	Multiple Islands	AIIB	Tendering	-	-	5,878,950	29,394,750	117,579,000
	Greater Male' Environmental Improvement and Waste Mangmnt project	Multiple Islands	ADB	Tendering	-	-	9,162,000	22,905,000	91,620,000
	Greater Male' Environmental Improvement and Waste Mangmnt project	Multiple Islands	IDB	Tendering	-	-	4,733,700	11,834,250	47,337,000
	Preparing Outer Island for Sustainable Energy Dvlpmnt Project	Multiple Islands	EIB	On-going	-	-	40,261,128	7,045,697	-

Office	Project Name	Island	Agency	Status	2018 Actual	2019 Revised	2020	2021 Approved	2022
1529	Ministry of Housing & Urban Development Construction of 485 Housing Units in Maldives	Hulhumale', Gdh, Thinaadhoo	Commercial Loans	On-going	-	26,947,402	109,923,518	128,855,734	125,426,084
					-	26,947,402	109,923,518	128,855,734	125,426,084



PUBLIC SECTOR INVESTMENT PROGRAM - GRANTS 2018- 2022

(IN MVR)

Office Name	Island	Status	2018 Actuals	2019 Revised	2020 Approved	2021 Approved	2022
Total			196,488,542	334,454,977	472,656,575	401,881,426	452,251,661
1276 Ministry of Finance				1,000,000			
Establishing of Sh.Foakaidhoo Community Centre	India	On-Going	-	1,000,000	4,000,000	-	-
Installing street lights in M.Kolhufushi	India	On-Going	-	-	1,500,000	-	-
1013 Maldives National Defense Force				3,287,040			
Lh.Maafiaafushi Composite Training Centre	India	On-Going	-	3,287,040	-	-	-
1027 Maldives Police Service				8,000,000			
Construction of DH.Vaanee Police Training School	India	On-Going	-	8,000,000	-	-	-
1062 Ministry of Education			31,006,154	2,536,824	7,103,106	507,364	
Enhancing Education Sector Development Project	WORLD BANK	Completed	31,006,154	-	-	-	-
N. Lhohi School 6 Classrooms	India	On-Going	-	1,283,097	3,592,671	256,619	-
Construction of R.Kinolhas 6 Classroom	India	On-Going	-	1,253,727	3,510,435	250,745	-
1130 Maldives National University			11,377,918	1,150,000	33,526,052	17,252,346	13,410,421
Establishment of Medical School	Pakistan	On-Going	11,377,918	1,150,000	33,526,052	17,252,346	13,410,421
1163 Ministry of Health				4,481,680	2,987,786		
Construction of Emergency Medical Service Centre	India	On-Going	-	4,481,680	2,987,786	-	-
1215 Ministry of Youth, Sports & Community Empowerment				8,000,000			
Installation of Outdoor Gyms	India	On-Going	-	8,000,000	-	-	-
1224 Ministry of National Planning and Infrastructure			64,000,498	59,654,501	33,434,736	44,191,860	21,025,930
HDh:Kulhuffushi Harbor Expansion Project	Asian Developmen	On-Going	1,189,627	38,081,267	14,645,177	24,408,629	-
Coastal Protection Project at Gn.Fuvahmulah	Netherlands	On-Going	-	4,271,762	11,531,889	17,297,833	17,297,833
Coastal Protection - AA.Rasdho	India	On-Going	-	8,000,000	-	-	-
Construction of King Salman Mosque	Saudi Arabia	On-Going	62,462,362	873,223	-	-	-
Male' Pedestrian Street Landscaping and Villimale' Park	China	Completed	348,509	-	-	-	-

Office Name	Island	Status	2018 Actuals	2019 Revised	2020	2021 Approved	2022
Rehabilitation and detoxification center at S.Hulhuthoo	S.Hulhuthoo	India	-	-	6,014,971	-	-
Maldives Urban Development and Resilience Project	HDh,Kulhudhuffushi, Lh. Naifaru, Male' City, Hulhumale', Addu City	WORLD BANK	-	621,349	1,242,699	2,485,398	3,728,097
AA.Ukulhas Artificial Intelligence Conference Centre	AA.Ukulhas	India	-	7,806,900	-	-	-
1238 National Centre For Information Technology			92,775	-	-	-	-
Establishment of Community e-Centers in Maldives	Multiple Islands	SAARC	92,775	-	-	-	-
1233 Ministry of Fisheries, Marine Resources and Agriculture			16,092,736	65,234,849	23,909,178	34,946,092	45,983,006
Mariculture Enterprise Development Project	Multiple Islands	International Fund	6,376,049	3,754,849	1,835,350	1,835,350	1,835,350
Maldives Sustainable Fisheries Development Project	Multiple Islands	WORLD BANK	9,716,687	53,480,000	22,073,828	33,110,742	44,147,656
Establishing Ice Plant	Multiple Islands	India	-	8,000,000	-	-	-
1240 Ministry of Islamic Affairs			-	4,243,692	13,414,318	929,369	-
Construction of Mosque - N. Landhoo	N. Landhoo	Saudi Arabia	-	1,050,860	3,218,757	224,717	-
Construction of Mosque - Adh. Dhangethi	Adh. Dhangethi	Saudi Arabia	-	1,050,861	2,457,609	184,656	-
Construction of Mosque - Sh. Funadhoo	Sh. Funadhoo	Saudi Arabia	-	1,091,111	3,212,243	226,492	-
Construction of Mosque - L. Fonadhoo	L. Fonadhoo	Saudi Arabia	-	1,050,860	4,525,709	293,504	-
1229 Ministry of Environment			73,918,461	176,866,391	352,781,399	304,054,395	371,832,304
Accelerating Sustainable Pvt Investment in Renewable Energy	Multiple Islands	WORLD BANK	7,930,086	3,519,629	28,954,303	-	-
Preparing Outer Island for Sustainable Energy Development Project	Multiple Islands	Asian Development	3,646,331	134,907,373	164,186,522	-	-
Building Climate Resilient Safer Islands in Maldives	Multiple Islands	Japan	-	-	21,518,000	43,036,000	64,554,000
Building Climate Resilient Safer Islands in Maldives	Multiple Islands	Japan	-	-	30,202,050	60,404,100	90,606,150
Greater Male' Environmental Improvement and Waste Mangmnt project	Multiple Islands	Asian Development	-	9,628,401	47,938,803	102,432,007	128,040,008
Maldives Clean Environment Project	Multiple Islands	WORLD BANK	6,410,591	12,279,849	19,100,283	57,300,850	47,750,708
Establishment of water and sewerage system	Multiple Islands	UNCCC	25,174,535	16,531,139	40,881,438	40,881,438	40,881,438
Integrated Water Resource Management Project-AA.Thoddu	AA.Thoddu	UNOPS	284,568	-	-	-	-
Climate Change Adaptation Project	Addu City,Fuvahmulah City	WORLD BANK	30,472,350	-	-	-	-

PUBLIC SECTOR INVESTMENT PROGRAM - TRUST FUND 2018 - 2022

(IN MVR)

Office	Project Name	Island	Funding Agency	Status	2018 Actuals	2019 Revised	2020	2021 Approved	2022
Total					261,396	948,964,965	945,602,431	1,490,567,379	630,050,506
1224 Ministry of National Planning and Infrastructure									
	Coastal Protection - K.Thulusdhoo	K.Thulusdhoo	Green Fund	Pre-tendering	-	472,052,738	588,177,965	1,186,409,124	296,846,476
	Sh.Komandoo Coastal Protection & Reclamation and Estab. Breakwater	Sh.Komandoo	Green Fund	Completed	-	6,750,000	6,000,000	28,125,000	1,125,000
	Coastal Protection - Th.Guraidhoo	Th.Guraidhoo	Green Fund	Retention	-	2,478,611	1,069,128	-	-
	Revetment & Coastal Protection - GDh.Thinadhoo	GDh.Thinadhoo	Green Fund	Tendering	-	12,766,445	30,000,000	31,875,000	1,875,000
	Coastal Protection - Fuvamulah	Fuvamulah City	Green Fund	On-going	-	11,250,000	9,957,998	12,214,887	5,792,906
	Coastal Protection - Lh.Kurendhoo	Lh.Kurendhoo	Green Fund	Tendering	-	2,999,910	3,449,837	12,049,669	499,985
	Coastal Protection - AA.Rasdhoo	AA.Rasdhoo	Green Fund	On-going	-	287,939	179,962	11,997	-
	Coastal Protection - Sh.Milandhoo	Sh.Milandhoo	Green Fund	Tendering	-	-	23,132,121	29,320,808	1,396,229
	Coastal Protection - Adh.Omadhoo	ADh.Omadhoo	Green Fund	Tendering	-	-	19,450,766	10,725,383	825,029
	Coastal Protection - M.Dhiggaru	M.Dhiggaru	Green Fund	Pre-tendering	-	6,100,323	4,580,732	4,812,702	435,737
	Coastal Protection - F.Bilehdhoo	F.Bilehdhoo	Green Fund	Tendering	-	8,141,257	-	-	-
	Coastal Protection - Th.Vandhoo	Th.Vandhoo	Green Fund	Pre-tendering	-	3,444,546	2,592,727	18,796,819	574,091
	Coastal Protection - GDh.Rathafandhoo	GDh.Rathafandhoo	Green Fund	Tendering	-	3,995,948	5,759,306	14,718,409	665,991
	Coastal Protection - S.Meedhoo	S.Meedhoo	Green Fund	Tendering	-	5,646,875	8,258,490	20,799,324	941,146
	Coastal Protection - HA.Uligamu	HA.Uligamu	Green Fund	Tendering	-	9,095,459	14,523,418	33,501,609	1,515,910
	Coastal Protection - Lh.Oluhufufushi	Lh.Oluhufufushi	Green Fund	Tendering	-	4,348,941	6,900,576	16,018,600	724,824
	Coastal Protection - K.Dhiffushi	K.Dhiffushi	Green Fund	Tendering	-	3,606,159	-	-	-
	Coastal Protection - M.Kolhufushi	M.Kolhufushi	Green Fund	Pre-tendering	-	6,229,194	7,689,133	33,718,332	1,038,199
	Coastal Protection - M.Mulah	M.Mulah	Green Fund	Pre-tendering	-	5,546,556	5,895,407	28,657,204	924,426
	Coastal Protection - Th.Buruni	Th.Buruni	Green Fund	Pre-tendering	-	4,791,560	5,213,689	27,056,164	798,593
	Coastal Protection - GA.Gemanafushi	GA.Gemanafushi	Green Fund	Pre-tendering	-	5,561,907	5,915,877	28,736,522	926,985
	Coastal Protection - S.Hithadhoo	S.Hithadhoo	Green Fund	Pre-tendering	-	2,692,049	2,589,399	14,408,922	448,675

Office	Project Name	Island	Funding Agency	Status	2018 Actuals	2019 Revised	2020 Approved	2021 Approved	2022
	Coastal Protection - HA, Filladhoo	Ha, Filladhoo	Green Fund	New	-	-	500,000	8,410,000	90,000
	Coastal Protection - HDh, Naivaadhoo	Hdh, Naivaadhoo	Green Fund	New	-	-	500,000	20,000,000	16,400,000
	Coastal Protection - Sh, Komandoo	Sh, Komandoo	Green Fund	New	-	-	9,212,500	11,212,500	575,000
	Coastal Protection - Sh, Maaungoodhoo	Sh, Maaungoodhoo	Green Fund	New	-	-	500,000	15,000,000	8,000,000
	Coastal Protection - N, Henbadhoo	N, Henbadhoo	Green Fund	New	-	-	2,214,000	2,497,000	369,000
	Coastal Protection - N, Kudafari	N, Kudafari	Green Fund	New	-	-	1,167,500	2,432,500	-
	Coastal Protection - N, Fohdhoo	N, Fohdhoo	Green Fund	New	-	-	500,000	20,000,000	16,400,000
	Coastal Protection - R, Rasmaadhoo	R, Rasmaadhoo	Green Fund	New	-	-	500,000	5,440,000	60,000
	Coastal Protection - R, Vaadhoo	R, Vaadhoo	Green Fund	New	-	-	500,000	20,418,914	16,029,597
	Coastal Protection - B, Kendhoo	B, Kendhoo	Green Fund	New	-	-	7,391,000	369,000	-
	Coastal Protection - B, Thulhaadhoo	B, Thulhaadhoo	Green Fund	New	-	-	7,594,000	4,797,000	369,000
	Coastal Protection - AA, Mathiveri	Aa, Mathiveri	Green Fund	New	-	-	2,387,500	6,118,750	243,750
	Coastal Protection - Adh, Mahibadhoo	Adh, Mahibadhoo	Green Fund	New	-	-	1,350,000	6,750,000	900,000
	Coastal Protection - V, Fulidhoo	V, Fulidhoo	Green Fund	New	-	-	500,000	18,805,000	195,000
	Coastal Protection - V, Feidhoo	V, Feidhoo	Green Fund	New	-	-	500,000	19,102,000	198,000
	Devel, Swimming Area & Coastal Protection - Th, Vilufushi	Th, Vilufushi	Green Fund	New	-	-	4,457,000	9,116,500	386,500
	Coastal Protection - Th, Dhiyamigili	Th, Dhiyamigili	Green Fund	New	-	-	2,912,500	5,862,500	975,000
	Coastal Protection - Th, Thimarafushi	Th, Thimarafushi	Green Fund	New	-	-	3,166,000	9,118,000	1,476,000
	Coastal Protection - Th, Gaadhiffushi	Th, Gaadhiffushi	Green Fund	New	-	-	2,452,000	6,404,000	984,000
	Coastal Protection - GA, Dhehvadhoo	Ga, Dhehvadhoo	Green Fund	New	-	-	500,000	6,925,000	75,000
	Devel, East Breakwater & Upgr. Old Jetty - GDh, Thinadhoo	Gdh, Thinadhoo	Green Fund	New	-	-	15,988,750	21,586,500	399,750
	Coastal Protection - S, Hithadhoo	S, Hithadhoo	Green Fund	New	-	-	2,928,000	18,416,800	5,699,200
	Sanitation in 5 Islands	HDh, Nohivaranfaru, Lh, Naifé	Green Fund	On-going	-	10,000,000	6,840,767	843,318	-
	Estab. Sewerage System - AA, Ukulhas	AA, Ukulhas	Green Fund	Completed	-	2,122,979	-	-	-
	Estab. Sewerage System - K, Kaashidhoo	K, Kaashidhoo	Green Fund	On-going	-	20,000,000	11,807,452	5,835,897	730,125
	Estab. Sewerage System - R, Maakurathu	R, Maakurathu	Green Fund	On-going	-	10,544,250	4,885,115	1,344,430	-
	Estab. Sewerage System - L, Maavah	L, Maavah	Green Fund	On-going	-	17,047,201	8,124,348	474,597	-

Office	Project Name	Island	Funding Agency	Status	2018		2020		2022	
					Actuals	Revised	2020	2021 Approved	2022	
	Estab. Sewerage System - HA.Utheenu	HA. Utheenu	Green Fund	On-going	-	16,417,646	1,333,921	309,808	-	
	Estab. Sewerage System - R.Rasmaadhoo	R. Rasmaadhoo	Green Fund	On-going	-	14,837,937	927,752	215,930	-	
	Estab. Sewerage System - F.Feeali	F. Feeali	Green Fund	On-going	-	9,597,037	2,331,572	750,029	-	
	Estab. Sewerage System - HA.Baarah	HA. Baarah	Green Fund	On-going	-	14,032,231	2,064,174	10,313,862	396,478	
	Estab. Sewerage System - F.Bileidhoo	F. Bileidhoo	Green Fund	On-going	-	6,033,923	5,119,652	19,442,976	776,402	
	Estab. Sewerage System - GDh.Madaveli	GDh. Madaveli	Green Fund	On-going	-	3,404,029	4,895,486	21,148,124	745,942	
	Estab. Sewerage System - AA.Mathiveri	AA. Mathiveri	Green Fund	On-going	-	8,999,953	7,517,471	9,397,638	669,436	
	Estab. Sewerage System - GA.Gemanafushi	GA. Gemanafushi	Green Fund	On-going	-	6,530,112	4,401,987	16,133,877	685,304	
	Estab. Sewerage System - R.Imamaadhoo	R. Imamaadhoo	Green Fund	On-going	-	2,809,358	10,701,110	9,200,069	306,963	
	Estab. Sewerage System - GA.Maamendhoo	GA. Maamendhoo	Green Fund	On-going	-	4,524,739	4,532,370	18,487,798	694,790	
	Estab. Sewerage System - HA.Muraidhoo	HA. Muraidhoo	Green Fund	On-going	-	20,000,000	697,371	-	-	
	Prov. Of Water Supply, Sanitation & Waste Mngt - OFID Phase 2	Multiple Islands	Green Fund	On-going	-	45,000,000	15,633,518	-	-	
	Estab. Water & Sewerage System - Fuvamulah	Fuvamulah City	Green Fund	Retention	-	11,537,495	-	-	-	
	Estab. Sewerage System - S.Hithadhoo	S. Hithadhoo	Green Fund	Retention	-	5,102,884	3,450,437	1,000,000	-	
	Estab. Sewerage System - Adh.Omadhoo	Adh. Omadhoo	Green Fund	On-going	-	11,584,406	3,149,788	1,241,556	-	
	Estab. Sewerage System - Adh.Hanyaameedhoo	Adh. Hanyaameedhoo	Green Fund	On-going	-	15,000,000	2,332,744	1,504,283	-	
	Estab. Sewerage System - Sh.Feevah	Sh. Feevah	Green Fund	On-going	-	2,546,087	2,832,351	15,821,034	544,990	
	Estab. Water & Sewerage System - HDh.Finey	HDh. Finey	Green Fund	On-going	-	3,200,355	5,967,494	10,134,457	533,392	
	Estab. Sewerage System for New Settlement - Sh.Funadhoo	Sh. Funadhoo	Green Fund	Tendering	-	-	11,200,000	400,000	-	
	Estab. Sewerage System - Adh.Fenfushi	Adh.Fenfushi	Green Fund	On-going	-	182,591	2,000,000	8,577,639	11,924,356	
	Estab. Water & Sewerage System - HA.Maarandhoo	HA.Maarandhoo	Green Fund	Pre-tendering	-	215,197	2,790,528	13,286,264	12,286,264	
	Estab. Water & Sewerage System - HDh.Kurinbi	HDh.Kurinbi	Green Fund	On-going	-	2,963,601	4,415,069	7,322,349	3,062,388	
	Estab. Water & Sewerage System - Sh.Maaungoodhoo	Sh.Maaungoodhoo	Green Fund	On-going	-	202,155	7,736,033	15,397,903	624,002	
	Estab. Water & Sewerage System - Sh.Maroshi	Sh.Maroshi	Green Fund	On-going	-	3,744,014	10,371,050	12,868,538	5,478,608	
	Estab. Water & Sewerage System - N.Lhohi	N.Lhohi	Green Fund	On-going	-	-	7,732,128	15,593,086	623,723	
	Estab. Water & Sewerage System - N.Fohdhoo	N.Fohdhoo	Green Fund	Pre-tendering	-	260,845	1,788,888	5,718,458	5,218,458	
	Estab. Water & Sewerage System - N.Kudafari	N.Kudafari	Green Fund	On-going	-	382,459	20,144,386	14,762,924	956,148	

Office	Project Name	Island	Funding Agency	Status	2018 Actuals	2019 Revised	2020	2021 Approved	2022
	Estab. Water & Sewerage System - N. Maalhendhoo	N. Maalhendhoo	Green Fund	On-going	-	429,754	10,892,605	28,578,608	1,074,384
	Estab. Water & Sewerage System - R. Angolitheemu	R. Angolitheemu	Green Fund	On-going	-	2,936,555	4,415,069	7,349,395	3,062,388
	Estab. Water & Sewerage System - R. Vaadhoo	R. Vaadhoo	Green Fund	On-going	-	3,854,817	5,245,930	6,204,003	2,987,483
	Estab. Water & Sewerage System - R. Rasgetheemu	R. Rasgetheemu	Green Fund	On-going	-	5,143,748	7,572,913	6,368,450	3,796,576
	Estab. Water & Sewerage System - R. Inguraidhoo	R. Inguraidhoo	Green Fund	On-going	-	5,099,329	9,898,434	16,147,874	849,888
	Estab. Water & Sewerage System - B. Maalhos	B. Maalhos	Green Fund	Pre-tendering	-	208,676	12,000,000	12,859,434	637,421
	Estab. Water & Sewerage System - B. Hithaadhoo	B. Hithaadhoo	Green Fund	On-going	-	5,333,102	7,888,504	6,602,889	3,936,337
	Estab. Sewerage System - Lh. Kurendhoo	Lh. Kurendhoo	Green Fund	On-going	-	5,000,000	6,291,508	779,151	-
	Estab. Water & Sewerage System - Adh. Dhiidhoo	Adh. Dhiidhoo	Green Fund	Pre-tendering	-	195,634	1,703,556	5,752,790	5,252,790
	Estab. Water & Sewerage System - Adh. Kumburudhoo	Adh. Kumburudhoo	Green Fund	Pre-tendering	-	234,760	2,928,284	8,959,395	8,459,395
	Estab. Water & Sewerage System - V. Keyodhoo	V. Keyodhoo	Green Fund	Pre-tendering	-	293,450	2,372,746	11,814,567	10,814,567
	Estab. Water & Sewerage System - Th. Gaadhiffushi	Th. Gaadhiffushi	Green Fund	On-going	-	3,172,495	4,844,990	12,103,733	528,749
	Estab. Water & Sewerage System - GA. Kanduhuludhoo	GA. Kanduhuludhoo	Green Fund	On-going	-	7,631,194	11,354,589	10,302,112	5,914,175
	Estab. Water & Sewerage System - GA. Nilandhoo	GA. Nilandhoo	Green Fund	Pre-tendering	-	273,887	2,405,822	11,986,228	10,986,228
	Estab. Water & Sewerage System - HDh. Hirimaradhoo	HDh. Hirimaradhoo	Green Fund	Pre-tendering	-	273,887	2,420,185	7,400,724	6,900,724
	Estab. Water & Sewerage System - Sh. Komandoo	Sh. Komandoo	Green Fund	On-going	-	7,069,171	7,237,313	3,992,363	3,647,953
	Estab. Water & Sewerage System - K. Gulhi	K. Gulhi	Green Fund	On-going	-	4,046,622	7,442,117	12,814,302	674,437
	Estab. Water & Sewerage System - AA. Himandhoo	AA. Himandhoo	Green Fund	Pre-tendering	-	247,803	2,993,323	8,785,447	8,176,717
	Estab. Water & Sewerage System - M. Naalaafushi	M. Naalaafushi	Green Fund	Pre-tendering	-	267,366	2,929,958	9,704,501	9,704,501
	Estab. Water & Sewerage System - GDh. Nadellaa	GDh. Nadellaa	Green Fund	Pre-tendering	-	273,887	2,931,830	13,432,747	12,432,747
	Estab. RO Plant & Water Storage Tank - AA. Rasdhoo	AA. Rasdhoo	Green Fund	On-going	-	14,000,000	5,861,342	736,134	-
	Estab. Water System - HDh. Naivaadhoo	H. Dh. Naivaadhoo	Green Fund	On-going	-	2,309,746	3,389,407	8,314,195	384,958
	Estab. Water System - Adh. Hanyaaameedhoo	Adh. Hanyaaameedhoo	Green Fund	Tendering	-	-	4,500,000	14,569,284	1,082,594
	Estab. Water System - HA. Muraidhoo	HA. Muraidhoo	Green Fund	Pre-tendering	-	208,676	1,467,901	3,925,940	3,725,940
	Estab. Water & Sewerage System - HA. Thakandhoo	HA. Thakandhoo	Green Fund	Pre-tendering	-	273,887	3,124,921	13,963,748	12,963,748
	Estab. Water & Sewerage System - Sh. Narudhoo	Sh. Narudhoo	Green Fund	On-going	-	6,522,417	5,939,236	9,440,505	638,517
	Estab. Water System - Sh. Kanditheemu	Sh. Kanditheemu	Green Fund	On-going	-	4,606,803	4,779,737	4,825,986	2,781,026

Office	Project Name	Island	Funding Agency	Status	2018 Actuals	2019 Revised	2020	2021 Approved	2022
	Estab. Water System - N.Hulhuthoo	N.Hulhuthoo	Green Fund	On-going	-	-	3,604,413	11,007,880	400,315
	Estab. Water System - R.Innamaadhoo	R.Innamaadhoo	Green Fund	Pre -tendering	-	208,676	2,216,743	9,814,451	300,466
	Estab. Water System - AA.Mathiveri	AA.Mathiveri	Green Fund	Pre -tendering	-	195,634	1,566,342	5,375,452	4,875,452
	Estab. Water System - Adh.Omadhoo	Adh.Omadhoo	Green Fund	Pre -tendering	-	202,155	2,217,005	9,887,874	9,387,874
	Estab. Water & Sewerage System - V.Rakeedhoo	V.Rakeedhoo	Green Fund	Pre -tendering	-	260,845	1,514,608	3,839,188	3,639,188
	Estab. Water System - Th.Dhiyamigili	Th.Dhiyamigili	Green Fund	Pre -tendering	-	208,676	1,926,113	4,436,023	4,436,023
	Estab. Water System - K.Himmafushi	K.Himmafushi	Green Fund	Pre -tendering	-	234,760	2,201,886	11,586,801	10,586,801
	Estab. Water System - Sh.Feevah	Sh.Feevah	Green Fund	Pre -tendering	-	202,155	1,963,553	8,871,245	270,040
	Estab. Water System - N.Henbadhoo	N.Henbadhoo	Green Fund	Pre -tendering	-	221,718	1,557,095	4,117,423	3,917,423
	Estab. Water System - K.Guraidhoo	K.Guraidhoo	Green Fund	On-going	-	-	4,500,000	1,000,000	-
	Estab. Water System - Th.Thimarafushi	Th. Thimarafushi	Green Fund	Completed	-	3,609,511	-	-	-
	Estab. Water System - Adh.Dhangethi	Adh. Dhangethi	Green Fund	Retention	-	940,292	660,782	-	-
	Estab. Water System - F.Nilandhoo	F. Nilandhoo	Green Fund	On-going	-	11,303,487	10,812,927	16,902,123	1,027,359
1240 Ministry of Islamic Affairs					261,396	-	-	-	-
	Construction of Islamic Centre Studio	Male' City	Zakat fund	Completed	261,396	-	-	-	-
1229 Ministry of Environment					-	476,912,227	357,424,466	304,158,255	333,204,030
	Land Reclamation & Revetment - K.Thilafushi	K.Thilafushi	Green Fund	On-going	-	61,176,393	3,858,210	1,000,000	-
	Accel. Sustainable Pvt. Invmt. in Renewable Energy - ASPIRE	Multiple Islands	Green Fund	On-going	-	2,876,718	-	-	-
	Preparing Outer Island For Sustainable Energy Devel - POISED	Multiple Islands	Green Fund	On-going	-	100,000,000	42,419,547	14,139,849	-
	Protection of Pond Area - S.Hulhuthoo	S.Hulhuthoo	Green Fund	New	-	-	3,737,500	7,693,750	318,750
	Small Scale Waste to Energy Project R.Vaadhoo	R. Vaadhoo	Green Fund	On-going	-	43,558,787	2,821,480	1,000,000	-
	Estab. Regional Waste Management System - Addu and Fuvahmulah City	Fuvahmulah City, Addu City	Green Fund	Completed	-	2,675,738	-	-	-
	Estab. Regional Waste Management System - Huvadhoo Atoll	Huvadhoo Atoll	Green Fund	On-going	-	10,365,855	1,969,789	500,000	-
	Providing Waste Management Equipments - Zone 1 Islands	Multiple Islands	Green Fund	Completed	-	174,954	-	-	-
	Estab. Of Waste Yard - N.Maafaru	N.Maafaru	Green Fund	Completed	-	494,221	-	-	-
	Estab. Of Waste Yard - HDh.Nolhivaranfaru	HDh.Nolhivaranfaru	Green Fund	On-going	-	-	1,100,500	-	-
	Estab. Of Waste Yard - F.Magoodhoo	F.Magoodhoo	Green Fund	On-going	-	70,661	-	-	-

Office	Project Name	Island	Funding Agency	Status	2018 Actuals	2019 Revised	2020 Approved	2021 Approved	2022
	Estab. Of Waste Yard - Dh.Ribudhoo	Dh.Ribudhoo	Green Fund	Completed	-	58,157	-	-	-
	Estab. Of Waste Yard - B.Kamadhoo	B.Kamadhoo	Green Fund	Completed	-	398,189	-	-	-
	Estab. Of Waste Yard - HA.Hoarafushi	HA.Hoarafushi	Green Fund	On-going	-	-	1,315,000	-	-
	Estab. Of Waste Yard - HA.Kelaa	HA.Kelaa	Green Fund	On-going	-	-	1,315,000	-	-
	Estab. Of Waste Yard - V.Fulidhoo	V.Fulidhoo	Green Fund	Completed	-	127,531,277	149,443,720	139,912,328	166,442,640
	Installing Incinerator - K.Thilafushi	K.Thilafushi	Green Fund	On-going	-	5,992,038	525,361	-	-
	Greater Male Environmental Improvement & Waste Management	Multiple Islands	Green Fund	Tendering	-	7,693,539	20,568,608	30,610,320	13,969,030
	Maldives Clean Environment Project	Multiple Islands	Green Fund	On-going	-	10,756,135	2,967,178	4,660,613	5,200,766
	Estab. Of Waste Yard - HA.Baarah	HA.Baarah	Green Fund	Pre-tendering	-	34,900	1,165,100	-	-
	Estab. Waste Management Centre - HDh.Nellaidhoo	HDh.Nellaidhoo	Green Fund	Pre-tendering	-	34,900	1,165,100	-	-
	Estab. Waste Management System - Sh.Lhaimagu	Sh.Lhaimagu	Green Fund	New	-	-	1,320,000	280,000	-
	Estab. Regional Waste Management Facility - Addu City	Addu City	Green Fund	On-going	-	-	50,000,000	72,470,916	84,588,844
	Estab. Waste Transfer Station - Huwadhu Atoll	Gdh. Vaadhoo	Green Fund	New	-	-	18,046,000	20,000,000	62,184,000
	Estab. Of Waste Yard (Phase 2) - GDh.Thinadhoo	Gdh. Thinadhoo	Green Fund	New	-	-	3,850,000	4,150,000	-
	Estab. Waste Management System - Sh.Funadhoo	Sh.Funadhoo	Green Fund	New	-	-	1,320,000	280,000	-
	Estab. Drainage System - S.Feydhoo	S.Feydhoo	Green Fund	On-going	-	12,579,675	2,059,945	2,266,337	-
	Estab. Drainage System - N.Holhudhoo	N.Holhudhoo	Green Fund	On-going	-	2,683,090	1,888,900	394,142	-
	Estab. Drainage System - GDh.Thinadhoo	GDh.Thinadhoo	Green Fund	Tendering	-	6,000,000	32,000,000	2,000,000	-
	Estab. Drainage System - S.Hithadhoo	S.Hithadhoo	Green Fund	Awarded	-	268,336	138,002	-	-
	Estab. Drainage System - S.Hulhudhoo	S.Hulhudhoo	Green Fund	Awarded	-	299,666	154,114	-	-
	Estab. Drainage System - S.Maradhoo	S.Maradhoo	Green Fund	Awarded	-	268,336	138,002	-	-
	Estab. Drainage System - S.Maradhoofeydhoo	S.Maradhoofeydhoo	Green Fund	Awarded	-	268,336	138,002	-	-
	Estab. Drainage System - S.Meedhoo	S.Meedhoo	Green Fund	Awarded	-	299,666	154,114	-	-
	Estab. Regional Water Research Laboratory - L.Gan	L.Gan	Green Fund	New	-	-	2,989,884	1,000,000	-
	Provision Of Water During Warm Season	Multiple Islands	Green Fund	Retention	-	3,780,740	103,936	-	-
	Estab. Water System (4 Islands) & Water Storage (25 Islands)	Multiple Islands	Green Fund	On-going	-	75,000,000	500,000	-	-
	Estab. Community Water Storage System	Multiple Islands	Green Fund	Retention	-	1,571,920	78,991	-	-

Office	Project Name	Island	Funding Agency	Status	2018 Actuals	2019 Revised	2020	2021 Approved	2022
	Estab. Ambient Air Quality Monitoring Station - Male	Male City	Green Fund	New	-	-	4,439,000	1,000,000	-
	Estab. Air Quality Checking System	Male' City, Hulhumale'	Green Fund	New	-	-	1,233,600	300,000	500,000
	Upgrading Quay Wall - R. Vandhoo	R. Vandhoo	Green Fund	Awarded	-	-	2,499,883	500,000	-

PUBLIC SECTOR INVESTMENT PROGRAM - FUNDING SUMMARY 2018 - 2022

(IN MVR)

	2018	2019	2020	2021	2022
	Actuals	Revised		Approved	
Total Budget	28,165,331,601	30,459,828,300	37,871,314,865	42,749,485,445	42,657,215,356
PSIP as a % Total Budget	24.2	19.7	27.6	31.9	23.3
Total PSIP Budget	6,825,711,204	5,994,097,451	10,454,755,213	13,632,610,691	9,938,164,100
Domestic PSIP	2,374,048,525	2,344,333,284	6,332,443,888	7,454,103,079	4,475,877,308
In % of PSIP Budget	34.8	39.1	60.6	54.7	45.0
Loan PSIP	4,254,912,741	2,493,350,625	2,854,811,039	4,425,971,135	4,546,427,265
In % of PSIP Budget	62.3	41.6	27.3	32.5	45.7
Grant PSIP	196,488,542	334,454,977	472,656,575	401,881,426	452,251,661
In % of PSIP Budget	2.9	5.6	4.5	2.9	4.6
Trust PSIP	261,396	821,958,565	794,843,711	1,350,655,051	463,607,866
In % of PSIP Budget	0.0	13.7	7.6	9.9	4.7

PUBLIC SECTOR INVESTMENT PROGRAM FUNCTION 2020

(IN MVR)

	Domestic Budget	Project Loan	Project Grant	Trust Fund	Total	%
Total	6,332,443,888	2,854,811,039	472,656,575	794,843,711	10,454,755,213	100.0
1 National Security & Public Order	245,157,421	-	6,014,971	-	251,172,392	2.4
Police	108,283,839	-	-	-	108,283,839	1.0
National Security	5,180,250	-	-	-	5,180,250	0.0
Penitentiary	76,473,690	-	-	-	76,473,690	0.7
Court Building	22,460,000	-	-	-	22,460,000	0.2
Rehabilitation	29,766,335	-	6,014,971	-	35,781,306	0.3
Customs	2,993,307	-	-	-	2,993,307	0.0
2 Health & Social Services	765,826,668	-	4,487,786	-	770,314,454	7.4
Health	357,020,230	-	2,987,786	-	360,008,016	3.4
Social service	86,189,214	-	1,500,000	-	87,689,214	0.8
Sports	322,617,224	-	-	-	322,617,224	3.1
3 Education Sector	553,528,687	-	40,629,158	-	594,157,845	5.7
University	44,732,500	-	33,526,052	-	78,258,552	0.7
Education	508,796,187	-	7,103,106	-	515,899,293	4.9
4 Environmental Protection	31,650,000	137,515,315	323,431,850	418,104,058	910,701,223	8.7
Waste Disposal	-	36,860,549	67,039,086	108,134,116	212,033,751	2.0
Coastal Protection	4,775,000	60,393,638	63,251,939	230,879,316	359,299,893	3.4
Water Drainage System	26,875,000	-	-	36,671,079	63,546,079	0.6
Renewable Energy	-	40,261,128	193,140,825	42,419,547	275,821,500	2.6
5 Water and Sewerage	296,215,093	521,643,184	40,881,438	357,981,576	1,216,721,291	11.6
Waste Management	25,951,272	15,084,927	-	107,437,376	148,473,575	1.4
Water and Sewerage	196,080,913	506,558,257	-	196,636,027	899,275,197	8.6
Water System	74,182,908	-	40,881,438	53,908,173	168,972,519	1.6
6 Transport	1,380,951,537	1,259,419,923	14,645,177	2,499,883	2,657,516,520	25.4
Harbours	947,650,217	101,074,455	14,645,177	2,499,883	1,065,869,732	10.2
Bridges	110,678,366	305,400,000	-	-	416,078,366	4.0
Airports	167,722,954	852,945,468	-	-	1,020,668,422	9.8
Transport	154,900,000	-	-	-	154,900,000	1.5
7 General Administration	251,625,418	-	4,000,000	-	255,625,418	2.4
Office Buildings	176,585,529	-	-	-	176,585,529	1.7
Development of Councils	75,039,889	-	4,000,000	-	79,039,889	0.8
8 Housing & Infrastructure	863,426,335	109,923,518	-	-	973,349,853	9.3
Housing	863,426,335	109,923,518	-	-	973,349,853	9.3
9 Mosques	57,793,752	-	13,414,318	-	71,208,070	0.7
Construction of Mosques	57,793,752	-	13,414,318	-	71,208,070	0.7

	Domestic Budget	Project Loan	Project Grant	Trust Fund	Total	%
10 Land Reclamation & Road Construction	804,252,105	765,428,830	-	3,858,210	1,573,539,145	15.1
Road Construction	542,756,379	58,884,612	-	-	601,640,991	5.8
Land Reclamation	261,495,726	706,544,218	-	3,858,210	971,898,154	9.3
11 Fisheries & Agriculture	59,140,182	50,573,019	23,909,178	-	133,622,379	1.3
Fisheries / Agriculture	59,140,182	50,573,019	23,909,178	-	133,622,379	1.3
12 Others	1,022,876,690	10,307,250	1,242,699	12,399,984	1,046,826,623	10.0
Land Acquisition	1,000,000,000	-	-	-	1,000,000,000	9.6
Others	22,876,690	10,307,250	1,242,699	12,399,984	46,826,623	0.4

PUBLIC SECTOR INVESTMENT PROGRAM BY ISLAND 2020

(IN MVR)

BA	Office	Island	Code	Project Name	Status	Domestic Budget	Loan	Grant	Trust Fund	Total
						6,332,443,888	2,854,811,039	472,656,575	794,843,711	10,454,755,213
		HA, Hoarafushi				71,627,191	-	-	-	71,627,191
1215	Ministry of Youth, Sports & Community Empowerment		P-SPT071-001	Devel. Of Football Ground - HA, Hoarafushi	Awarded	5,018,007	-	-	-	5,018,007
1215	Ministry of Youth, Sports & Community Empowerment		P-SPT072-001	Estab. Of Futsal Ground - HA, Hoarafushi	Retention	20,919	-	-	-	20,919
1224	Ministry of National Planning and Infrastructure		P-SAN028-001	22* _ Provision of Water Supply Sanitation and Waste Management Project	On-going					
1224	Ministry of National Planning and Infrastructure		P-ROD032-001	Developing Roads - HA, Hoarafushi	New	12,988,265	-	-	-	12,988,265
1226	Regional Airports		P-RAP002-007	Developing Airport with Reclamation - HA, Hoarafushi	On-going	50,000,000	-	-	-	50,000,000
1276	Local Government Authority		P-LCL015-001	Construction Of Council Office - HA, Hoarafushi	New	3,600,000	-	-	-	3,600,000
		HA, Ulligamu				22,834,232	-	-	14,523,418	37,357,650
1008	Maldives Customs Service		P-MCS001-008	Customs Office Building - HA, Ulligamu	Retention	121,314	-	-	-	121,314
1013	Maldives National Defense Force		P-NSC001-001	14* _ Estab. Radar System	On-going					
1062	MOE / Atoll School Construction		P-SCH036-001	School Building (8 Class, Lab, AV Room & Wall) - HA, Ulligamu	New	2,250,000	-	-	-	2,250,000
1215	Ministry of Youth, Sports & Community Empowerment		P-HYS006-013	Estab. Of Futsal Ground - HA, Ulligamu	New	1,675,000	-	-	-	1,675,000
1224	Ministry of National Planning and Infrastructure		P-CPT009-001	Coastal Protection - HA, Ulligamu	Tendering				14,523,418	14,523,418
1224	Ministry of National Planning and Infrastructure		P-HBR065-001	Expansion of Harbour - HA, Ulligamu	New	8,150,000	-	-	-	8,150,000
1224	Ministry of National Planning and Infrastructure		P-WAS049-001	Estab. Water & Sewerage System - HA, Ulligamu	On-going	10,637,918	-	-	-	10,637,918
		HA, Thuraakunu				5,320,000	-	-	-	5,320,000
1062	MOE / Atoll School Construction		P-SCH040-001	School (2 Class, Toilet, Library & Office) - Thuraakunu	New	2,000,000	-	-	-	2,000,000
1215	Ministry of Youth, Sports & Community Empowerment		P-HYS132-001	Estab. Of Futsal Ground - HA, Thuraakunu	Tendering	120,000	-	-	-	120,000
1224	Ministry of National Planning and Infrastructure		P-LND002-001	1* _ Land Reclamation - Multiple Islands	New					
1240	Ministry of Islamic Affairs		P-MIA001-075	Construction Of Mosque - HA, Thuraakunu	New	3,200,000	-	-	-	3,200,000
		HA, Ihavandhoo				21,226,629	-	-	-	21,226,629
1062	MOE / Atoll School Construction		P-MOE001-145	School 3 Storey Building (12 Classroom & Hall) - Ihavandhoo	Retention	319,862	-	-	-	319,862
1215	Ministry of Youth, Sports & Community Empowerment		P-SOC015-001	Devel. Of Youth Centre - HA, Ihavandhoo	New	3,750,000	-	-	-	3,750,000
1215	Ministry of Youth, Sports & Community Empowerment		P-SPT073-001	Estab. Of Futsal Ground - HA, Ihavandhoo	On-going	139,024	-	-	-	139,024
1224	Ministry of National Planning and Infrastructure		P-LND002-001	1* _ Land Reclamation - Multiple Islands	New					
1224	Ministry of National Planning and Infrastructure		P-HBR042-001	Upgrading Harbour - HA, Ihavandhoo	On-going	13,517,743	-	-	-	13,517,743
1163	Ministry of Health		P-HLT064-001	Health Centre Upgrade - HA, Ihavandhoo	New	3,500,000	-	-	-	3,500,000

BA	Office	Island	Code	Project Name	Status	Domestic Budget	Loan	Grant	Trust Fund	Total
		HA, Maarahdhoo				5,562,500			2,790,528	8,353,028
1062	MOE / Atoll School Construction		P-SCH037-001	School 2 Storey Building - HA, Maarahdhoo	New	1,675,000	-	-	-	1,675,000
1163	Ministry of Health		P-HLT031-001	Health Centre Extension - HA, Maarahdhoo	New	2,387,500	-	-	-	2,387,500
1224	Ministry of National Planning and Infrastructure		P-WAS001-001	Esiab. Water & Sewerage System - HA, Maarahdhoo	Pre-tendering	-	-	-	2,790,528	2,790,528
1215	Ministry of Youth, Sports & Community Empowerment		P-SPT014-001	Devel. Of Football Ground - HA, Maarahdhoo	New	1,500,000	-	-	-	1,500,000
		HA, Molhadhoo				10,964,120				10,964,120
1224	Ministry of National Planning and Infrastructure		P-WAS078-001	Esiab. Water & Sewerage System - HA, Molhadhoo	New	2,898,756	-	-	-	2,898,756
1224	Ministry of National Planning and Infrastructure		P-HBR004-001	Developing Harbour - HA, Molhadhoo	On-going	8,065,364	-	-	-	8,065,364
		HA, Baarah				8,185,264			3,229,274	11,414,538
1062	MOE / Atoll School Construction		P-MOE01-004	School Building (12 Class Rooms) - HA, Baarah	On-going	360,264	-	-	-	360,264
1163	Ministry of Health		P-HLT030-001	Health Centre Extension - HA, Baarah	New	2,275,000	-	-	-	2,275,000
1224	Ministry of National Planning and Infrastructure		P-WAS069-001	23* _ Water and Sewerage Project in 34 Islands	Tendering	-	-	-	-	-
1224	Ministry of National Planning and Infrastructure		P-HBR064-001	Developing Harbour - HA, Baarah	New	4,550,000	-	-	-	4,550,000
1224	Ministry of National Planning and Infrastructure		P-SAN019-001	Esiab. Sewerage System - HA, Baarah	On-going	-	-	-	2,064,174	2,064,174
1229	Ministry of Environment		P-WST001-001	Esiab. Of Waste Yard - HA, Baarah	Pre-tendering	-	-	-	1,165,100	1,165,100
1264	Department of Judicial Administration		P-CRT002-001	Construction Of Magistrate Court - HA, Baarah	New	1,000,000	-	-	-	1,000,000
		HA, Utheemu				6,247,468			1,333,921	7,581,389
1215	Ministry of Youth, Sports & Community Empowerment		P-HYSI07-001	Esiab. Of Futsal Ground - HA, Utheemu	Tendering	480,000	-	-	-	480,000
1224	Ministry of National Planning and Infrastructure		P-WAT035-001	Esiab. Water System - HA, Utheemu	New	2,557,739	-	-	-	2,557,739
1224	Ministry of National Planning and Infrastructure		P-SOC046-001	Esiab. Of Museum - HA, Utheemu	New	1,600,000	-	-	-	1,600,000
1224	Ministry of National Planning and Infrastructure		P-SAN016-001	Esiab. Sewerage System - HA, Utheemu	On-going	-	-	-	1,333,921	1,333,921
1271	Department of Heritage		P-SOC003-001	Upgrading Boduthakurafaanu Memorial Centre - HA, Utheemu	On-going	1,609,729	-	-	-	1,609,729
		HA, Muraidhoo				2,841,887			2,165,272	5,007,159
1062	MOE / Atoll School Construction		P-MOE049-001	School Building (2 Class & Science Lab) - HA, Muraidhoo	On-going	41,887	-	-	-	41,887
1224	Ministry of National Planning and Infrastructure		P-HBR066-001	Developing Harbour - HA, Muraidhoo	New	2,800,000	-	-	-	2,800,000
1224	Ministry of National Planning and Infrastructure		P-SAN027-001	Esiab. Sewerage System - HA, Muraidhoo	On-going	-	-	-	697,371	697,371
1224	Ministry of National Planning and Infrastructure		P-WAT001-001	Esiab. Water System - HA, Muraidhoo	Pre-tendering	-	-	-	1,467,901	1,467,901
		HA, Thakandhoo				1,025,000			3,124,921	4,149,921
1215	Ministry of Youth, Sports & Community Empowerment		P-SPT062-001	Esiab. Of Outdoor Gym - HA, Thakandhoo	Pre-tendering	175,000	-	-	-	175,000
1224	Ministry of National Planning and Infrastructure		P-HBR068-001	Upgrading Entrance Channel - HA, Thakandhoo	New	850,000	-	-	-	850,000
1224	Ministry of National Planning and Infrastructure		P-WAS093-001	Esiab. Water & Sewerage System - HA, Thakandhoo	Pre-tendering	-	-	-	3,124,921	3,124,921

BA	Office	Island	Code	Project Name	Status	Domestic Budget	Loan	Grant	Trust Fund	Total
		HA, Dhidhdhoo				49,531,972				49,531,972
1062	MOE / Atoll School Construction		P-SCH039-001	School Building (12 Class & Office) - HA, Atoll	New	7,000,000				7,000,000
1130	Maldives National University		P-JUN1007-001	Estab. Of Junior College - HA, Dhidhdhoo	New	1,600,000				1,600,000
1163	Ministry of Health		P-MOH085-001	Hospital Extension - HA, Dhidhdhoo	New	8,000,000				8,000,000
1215	Ministry of Youth, Sports & Community Empowerment		P-HYS005-026	Devel. Of Football Ground - HA, Dhidhdhoo	On-going	3,656,972				3,656,972
1215	Ministry of Youth, Sports & Community Empowerment		P-SOC029-001	Upgrading Of Youth Centre - HA, Dhidhdhoo	Tendering	350,000				350,000
1224	Ministry of National Planning and Infrastructure		P-HTE168-001	11*_* Installing Street Lights in Road Devel. Islands	On-going					
1224	Ministry of National Planning and Infrastructure		P-HBR067-001	Developing Harbour - HA, Dhidhdhoo	New	19,200,000				19,200,000
1224	Ministry of National Planning and Infrastructure		P-DRG006-001	Estab. Drainage System - HA, Dhidhdhoo	New	2,725,000				2,725,000
1224	Ministry of National Planning and Infrastructure		P-LND0003-001	Land Reclamation - HA, Dhidhdhoo	New	350,000				350,000
1224	Ministry of National Planning and Infrastructure		P-HBR043-001	Developing Official Jetty - HA, Dhidhdhoo	Tendering	3,775,000				3,775,000
1240	Ministry of Islamic Affairs		P-MSQ018-001	Construction Of Mosque - HA, Dhidhdhoo	New	2,875,000				2,875,000
		HA, Kelaa				14,181,240			1,315,000	15,496,240
1062	MOE / Atoll School Construction		P-MOE051-001	Sheih Ibrah. School (Hall & Classroom) HA, Kelaa	On-going	2,574,762				2,574,762
1224	Ministry of National Planning and Infrastructure		P-WAS069-001	23*_ Water and Sewerage Project in 34 Islands	Tendering					
1224	Ministry of National Planning and Infrastructure		P-HBR044-001	Developing Harbour Phase 2 - HA, Kelaa	On-going	5,713,407				5,713,407
1224	Ministry of National Planning and Infrastructure		P-RDD001-001	Developing Roads - HA, Kelaa	Pre-tendering	2,143,071				2,143,071
1229	Ministry of Environment		P-MEE02-027	Estab. Of Waste Yard - HA, Kelaa	On-going				1,315,000	1,315,000
1276	Local Government Authority		P-FIS011-001	Construction Of Farmers Market - HA, Kelaa	New	1,875,000				1,875,000
1276	Local Government Authority		P-FIS012-001	Construction Of Fish Market - HA, Kelaa	New	1,875,000				1,875,000
		HA, Vashafaru				7,361,439				7,361,439
1163	Ministry of Health		P-HLT062-001	Health Centre Extension - HA, Vashafaru	New	800,000				800,000
1062	MOE / Atoll School Construction		P-MOE001-163	School Building (AV & Science Room) - HA, Vashafaru	On-going	1,192,972				1,192,972
1224	Ministry of National Planning and Infrastructure		P-SAN032-001	Estab. Sewerage System - HA, Vashafaru	New	3,250,000				3,250,000
1224	Ministry of National Planning and Infrastructure		P-WAT004-001	Estab. Water System - HA, Vashafaru	Pre-tendering	2,118,467				2,118,467
		HA, Filladhoo				12,064,676			500,000	12,564,676
1062	MOE / Atoll School Construction		P-SCH038-001	School Building (Hall) - HA, Filladhoo	New	2,100,000				2,100,000
1163	Ministry of Health		P-HLT032-001	Health Centre Extension - HA, Filladhoo	New	1,875,000				1,875,000
1224	Ministry of National Planning and Infrastructure		P-RDD033-001	Developing Roads - HA, Filladhoo	New	500,000				500,000
1224	Ministry of National Planning and Infrastructure		P-CPT025-001	Coastal Protection - HA, Filladhoo	New				500,000	500,000
1224	Ministry of National Planning and Infrastructure		P-WAS077-001	Estab. Water & Sewerage System - HA, Filladhoo	On-going	7,589,676				7,589,676

BA	Office	Island	Code	Project Name	Status	Domestic Budget	Loan	Grant	Trust Fund	Total
		HDh, Hanimaadhoo				48,092,675	-	-	-	48,092,675
1062	MOE / Atoll School Construction		P-MOE001-144	School Building (24 Class & Hall) - HDh, Hanimaadhoo	Tendering	1,540,000	-	-	-	1,540,000
1215	Ministry of Youth, Sports & Community Empowerment		P-SPT074-001	Devel. Of Football Ground - HDh, Hanimaadhoo	On-going	6,550,000	-	-	-	6,550,000
1215	Ministry of Youth, Sports & Community Empowerment		P-SPT075-001	Devel. Of Swimming Track - HDh, Hanimaadhoo	New	712,500	-	-	-	712,500
1224	Ministry of National Planning and Infrastructure		P-HTE158-001	11*_ Installing Street Lights in Road Devel. Islands	On-going	-	-	-	-	-
1224	Ministry of National Planning and Infrastructure		P-SAND28-001	22*_ Provision of Water Supply Sanitation and Waste Management Project	On-going	-	-	-	-	-
1224	Ministry of National Planning and Infrastructure		P-HBR045-001	Upgrading Harbour - HDh, Hanimaadhoo	On-going	20,849,822	-	-	-	20,849,822
1224	Ministry of National Planning and Infrastructure		P-HTE061-004	Developing Roads - HDh, Hanimaadhoo	On-going	18,440,353	-	-	-	18,440,353
1233	Ministry of Fisheries, Marine Resources and Agriculture		P-FIS007-001	7*_ Estab. Plant and Animal Quarantine Services in Business Harbours	New	-	-	-	-	-
		HDh, Hirimaradhoo				17,431	-	-	2,420,185	2,437,616
1163	Ministry of Health		P-HLT016-001	Upgrading Health Centre (Boundary Wall) - HDh, Hirimaradhoo	On-going	17,431	-	-	-	17,431
1224	Ministry of National Planning and Infrastructure		P-WAS050-001	Estab. Water & Sewerage System - HDh, Hirimaradhoo	Pre-tendering	-	-	-	2,420,185	2,420,185
		HDh, Naivaadhoo				9,986,507	-	-	3,889,407	13,875,914
1062	MOE / Atoll School Construction		P-SCH041-001	School Building (Hall) - HDh, Naivaadhoo	New	2,275,000	-	-	-	2,275,000
1163	Ministry of Health		P-HLT017-001	Upgrading Health Centre - HDh, Naivaadhoo	Awarded	28,949	-	-	-	28,949
1224	Ministry of National Planning and Infrastructure		P-SAN033-001	Estab. Sewerage System - HDh, Naivaadhoo	New	1,932,558	-	-	-	1,932,558
1224	Ministry of National Planning and Infrastructure		P-CPT026-001	Coastal Protection - HDh, Naivaadhoo	New	-	-	-	500,000	500,000
1224	Ministry of National Planning and Infrastructure		P-HBR046-001	Upgrading Entrance Channel - HDh, Naivaadhoo	Pre-tendering	5,250,000	-	-	-	5,250,000
1224	Ministry of National Planning and Infrastructure		P-MEE102-001	Estab. Water System - HDh, Naivaadhoo	On-going	-	-	-	3,389,407	3,389,407
1062	MOE / Atoll School Construction		P-SCH117-001	School Building (Boundary Wall) - HDh, Naivaadhoo	New	500,000	-	-	-	500,000
		HDh, Finney				4,844,115	-	-	5,967,494	10,811,609
1062	MOE / Atoll School Construction		P-SCH044-001	School New Building - HDh, Finney	New	4,000,000	-	-	-	4,000,000
1215	Ministry of Youth, Sports & Community Empowerment		P-SPT012-001	Devel. Of Football Ground - HDh, Finney	Pre-tendering	320,000	-	-	-	320,000
1224	Ministry of National Planning and Infrastructure		P-WAS075-001	Estab. Water & Sewerage System - HDh, Finney	On-going	-	-	-	5,967,494	5,967,494
1276	Local Government Authority		P-SO0004-001	Installing Street Lights - HDh, Finney	Tendering	24,115	-	-	-	24,115
1163	Ministry of Health		P-HLT069-001	Upgrading Health Centre (Boundary Wall) - HDh, Finney	New	500,000	-	-	-	500,000
		HDh, Nohivaranifaru				62,527,196	-	-	1,100,500	63,627,696
1163	Ministry of Health		P-HLT014-001	Upgrading Health Centre - HDh, Nohivaranifaru	On-going	93,413	-	-	-	93,413
1224	Ministry of National Planning and Infrastructure		P-HTE011-143	10*_ Reconstruction of Harbours (IDB)	Retention	-	-	-	-	-
1224	Ministry of National Planning and Infrastructure		P-SAND11-001	21*_ Sanitation in 5 Islands	On-going	-	-	-	-	-
1224	Ministry of National Planning and Infrastructure		P-ROD034-001	Developing Roads - HDh, Nohivaranifaru	New	2,163,400	-	-	-	2,163,400
1229	Ministry of Environment		P-MEE001-110	12*_ Estab. Water Supply in 4 Islands and Drinking Water Preservation System in 25	On-going	-	-	-	-	-

BA	Office	Island	Code	Project Name	Status	Domestic Budget	Loan	Grant	Trust Fund	Total
1229	Ministry of Environment		P-MEE002-021	Estab. Of Waste Yard - HDh.Nolhivaramfaru	On-going	-	-	-	1,100,500	1,100,500
1529	Ministry of Housing & Urban Development		P-HO0019-001	Completion Of Housing Units - HDh.Nolhivaramfaru	New	37,850,000	-	-	-	37,850,000
1529	Ministry of Housing & Urban Development		P-HO0014-001	Construction Of 60 Housing Unit - HDh.Nolhivaramfaru	On-going	22,420,383	-	-	-	22,420,383
1062	MOE / Atoll School Construction	HDh.Nolhivaram	P-SCH043-001	School Building (Multi Purp. Hall) - HDh.Nolhivaram	New	15,146,576	-	-	-	15,146,576
1062	MOE / Atoll School Construction		P-SCH009-001	School Building (5 Classroom) - HDh.Nolhivaram	Tendering	2,600,000	-	-	-	2,600,000
1215	Ministry of Youth, Sports & Community Empowerment		P-SPT079-001	Devel. Of Football Ground - HDh.Nolhivaram	Pre-tendering	3,027,214	-	-	-	3,027,214
1215	Ministry of Youth, Sports & Community Empowerment		P-SPT080-001	Estab. Of Outdoor Gym - HDh.Nolhivaram	Pre-tendering	1,500,000	-	-	-	1,500,000
1224	Ministry of National Planning and Infrastructure		P-HTE011-143	10* - Reconstruction of Habours (IDB)	Retention	175,000	-	-	-	175,000
1224	Ministry of National Planning and Infrastructure		P-SAN028-001	22* - Provision of Water Supply Sanitation and Waste Management Project	On-going	-	-	-	-	-
1224	Ministry of National Planning and Infrastructure		P-WAT006-001	Estab. Water System - HDh.Nolhivaram	On-going	7,844,362	-	-	-	7,844,362
1062	MOE / Atoll School Construction	HDh.Neillaithoo	P-SCH042-001	School 3 Storey Building (6 Classroom) - HDh.Neillaithoo	New	19,694,174	-	-	1,165,100	20,859,274
1062	MOE / Atoll School Construction		P-SCH001-001	School Building (2 Classroom) - HDh.Neillaithoo	Awarded	2,500,000	-	-	-	2,500,000
1215	Ministry of Youth, Sports & Community Empowerment		P-SPT076-001	Devel. Of Football Ground - HDh.Neillaithoo	Awarded	1,415,912	-	-	-	1,415,912
1224	Ministry of National Planning and Infrastructure		P-WAS092-001	2* - Outer Islands Harbour, Water Supply and Sewerage Facilities Project	New	3,491,275	-	-	-	3,491,275
1224	Ministry of National Planning and Infrastructure		P-SAN028-001	22* - Provision of Water Supply Sanitation and Waste Management Project	On-going	-	-	-	-	-
1224	Ministry of National Planning and Infrastructure		P-HBR005-001	Upgrading Harbour - HDh.Neillaithoo	On-going	12,286,987	-	-	-	12,286,987
1229	Ministry of Environment		P-WST004-001	Estab. Waste Management Centre - HDh.Neillaithoo	Pre-tendering	-	-	-	1,165,100	1,165,100
1062	MOE / Atoll School Construction	HDh.Kuribbi	P-SCH010-001	School Building (5 Class & Staff Room) - HDh.Kuribbi	Tendering	6,000,000	-	-	4,415,069	10,415,069
1215	Ministry of Youth, Sports & Community Empowerment		P-SPT068-001	Estab. Of Futsal Ground - HDh.Kuribbi	Pre-tendering	2,200,000	-	-	-	2,200,000
1224	Ministry of National Planning and Infrastructure		P-HTE011-073	Developing Harbour - HDh.Kuribbi	New	350,000	-	-	-	350,000
1224	Ministry of National Planning and Infrastructure		P-WAS002-001	Estab. Water & Sewerage System - HDh.Kuribbi	On-going	2,950,000	-	-	-	2,950,000
1215	Ministry of Youth, Sports & Community Empowerment		P-SPT018-001	Football Ground Boundary Wall - HDh.Kuribbi	New	500,000	-	-	4,415,069	4,415,069
1062	MOE / Atoll School Construction	HDh.Vaikaradho	P-SCH002-001	School Building (12 Classroom) - HDh.Vaikaradho	Awarded	10,737,676	-	-	-	10,737,676
1215	Ministry of Youth, Sports & Community Empowerment		P-SPT125-001	Estab. Of Outdoor Gym - HDh.Vaikaradho	Pre-tendering	2,862,676	-	-	-	2,862,676
1224	Ministry of National Planning and Infrastructure		P-SAN028-001	22* - Provision of Water Supply Sanitation and Waste Management Project	On-going	175,000	-	-	-	175,000
1224	Ministry of National Planning and Infrastructure		P-WAS069-001	23* - Water and Sewerage Project in 34 Islands	Tendering	-	-	-	-	-
1224	Ministry of National Planning and Infrastructure		P-DRG008-001	Estab. Drainage System - HDh.Vaikaradho	New	1,750,000	-	-	-	1,750,000
1276	Local Government Authority		P-FIS002-001	Construction Of Fish Market - HDh.Vaikaradho	Tendering	700,000	-	-	-	700,000

BA Office	Island	Code	Project Name	Status	Domestic Budget	Loan	Grant	Trust Fund	Total
1163	Ministry of Health	P-MOH007-056	Health Centre Extension - HDh.Vaikaradhoo	New	1,500,000	-	-	-	1,500,000
1215	Ministry of Youth, Sports & Community Empowerment	P-SPT019-001	Estab. Of Youth Centre - HDh.Vaikaradhoo	New	3,750,000	-	-	-	3,750,000
			HDh.Neykurendhoo		24,977,902	-	-	-	24,977,902
1025	Maldives Correctional Service	P-MHA010-002	Contraction of Jail - HDh.Neykurendhoo	Pre-tendering	17,400,000	-	-	-	17,400,000
1215	Ministry of Youth, Sports & Community Empowerment	P-SPT077-001	Estab. Of Outdoor Gym - HDh.Neykurendhoo	Pre-tendering	175,000	-	-	-	175,000
1215	Ministry of Youth, Sports & Community Empowerment	P-SPT076-001	Estab. Of Futsal Ground - HDh.Neykurendhoo	Retention	27,902	-	-	-	27,902
1224	Ministry of National Planning and Infrastructure	P-WAS092-001	2*- Outer Islands Harbour, Water Supply and Sewerage Facilities Project	New					
1215	Ministry of Youth, Sports & Community Empowerment	P-SPT132-001	Devel. Of Football Ground - HDh.Neykurendhoo	New	7,075,000	-	-	-	7,075,000
1062	MOE / Atoll School Construction	P-SCH109-001	School Building (Boundary Wall) - HDh.Neykurendhoo	New	300,000	-	-	-	300,000
			HDh.Kumundhoo		8,503,516	-	-	-	8,503,516
1215	Ministry of Youth, Sports & Community Empowerment	P-SPT060-001	Estab. Of Futsal Ground - HDh.Kumundhoo	Retention	79,105	-	-	-	79,105
1224	Ministry of National Planning and Infrastructure	P-SAN028-001	22*_ Provision of Water Supply Sanitation and Waste Management Project	On-going					
1224	Ministry of National Planning and Infrastructure	P-HBR069-001	Developing Entrance Channel - HDh.Kumundhoo	New	5,050,000	-	-	-	5,050,000
1224	Ministry of National Planning and Infrastructure	P-WAS004-001	Estab. Water & Sewerage System - HDh.Kumundhoo	Pre-tendering	2,874,411	-	-	-	2,874,411
1215	Ministry of Youth, Sports & Community Empowerment	P-SPT131-001	Estab. Of Outdoor Gym - HDh.Kumundhoo	New	500,000	-	-	-	500,000
			HDh.Makumudhoo		8,836,926	-	-	-	8,836,926
1013	Maldives National Defense Force	P-NSC001-001	14*_ Estab. Radar System	On-going					
1062	MOE / Atoll School Construction	P-MOE037-001	School 2 Storey Building (10 Classroom) - HDh.Makumudhoo	Retention	242,370	-	-	-	242,370
1062	MOE / Atoll School Construction	P-SCH110-001	School Building (Multi Purp. Hall) - HDh.Makumudhoo	New	2,350,000	-	-	-	2,350,000
1163	Ministry of Health	P-HLT034-001	Health Centre Extension - HDh.Makumudhoo	New	2,275,000	-	-	-	2,275,000
1224	Ministry of National Planning and Infrastructure	P-WAS092-001	2*- Outer Islands Harbour, Water Supply and Sewerage Facilities Project	New					
1224	Ministry of National Planning and Infrastructure	P-SAN028-001	22*_ Provision of Water Supply Sanitation and Waste Management Project	On-going					
1224	Ministry of National Planning and Infrastructure	P-HBR006-001	Developing Slipway - HDh.Makumudhoo	Pre-tendering	3,872,500	-	-	-	3,872,500
1276	Local Government Authority	P-LGA003-002	Construction Of Fish Market - HDh.Makumudhoo	Retention	97,056	-	-	-	97,056
			HDh.Kulhudhuffushi		153,240,772	-	14,645,177	-	167,885,949
1008	Maldives Customs Service	P-MCS001-005	Customs North Region Head Office	Retention	671,993	-	-	-	671,993
1013	Maldives National Defense Force	P-NSC004-001	Fire Station Vehicle Garage Extension - Kulhudhuffushi	New	612,750	-	-	-	612,750
1014	National Disaster Management Authority	P-OTH002-001	4*- Estab. Regional Emergency Operation Centre	New					
1016	Ministry of Home Affairs	P-PEN009-001	Estab. Of Juvenile Detention Centre - Kulhudhuffushi	New	1,875,000	-	-	-	1,875,000
1029	Maldives Immigration	P-DIE002-001	Construction of Immigration Office Building - Kulhudhuffushi	New	2,875,000	-	-	-	2,875,000
1062	MOE / Atoll School Construction	P-SCH031-001	Afeerudheen School Boundary Wall - Kulhudhuffushi	Tendering	25,000	-	-	-	25,000
1062	MOE / Atoll School Construction	P-SCH032-001	AEC Building (12 Classroom) - Kulhudhuffushi	Awarded	3,694,356	-	-	-	3,694,356

BA	Office	Island	Code	Project Name	Status	Domestic Budget	Loan	Grant	Trust Fund	Total
1062	MOE / Atoll School Construction		P-SCH103-001	School Building (Office) - HDh. Atoll	New	1,875,000	-	-	-	1,875,000
1163	Ministry of Health		P-HLT033-001	Upgrading of Tertiary Hospital - Kulhudhuffushi	New	50,667,387	-	-	-	50,667,387
1204	Ministry of Tourism		P-TRN001-001	5* Estab. Marina and Yachting Facilities in 5 Regional Hubs	New	-	-	-	-	-
1215	Ministry of Youth, Sports & Community Empowerment		P-SPT081-001	Devel. Of Football Ground - Kulhudhuffushi	Pre-tendering	3,800,000	-	-	-	3,800,000
1215	Ministry of Youth, Sports & Community Empowerment		P-SPT082-001	Estab. Of Outdoor Gym - Kulhudhuffushi	Pre-tendering	175,000	-	-	-	175,000
1215	Ministry of Youth, Sports & Community Empowerment		P-HYS002-032	Development Of Youth Centre - Kulhudhuffushi	Ongoing	246,450	-	-	-	246,450
1224	Ministry of National Planning and Infrastructure		P-HTE158-001	11* _ Installing Street Lights in Road Devel. Islands	Ongoing	-	-	-	-	-
1224	Ministry of National Planning and Infrastructure		P-OTH001-001	15* _ Maldives Urban Development Resilience Project	Tendering	-	-	-	-	-
1224	Ministry of National Planning and Infrastructure		P-RD035-001	Developing Roads (Phase 2) - Kulhudhuffushi	New	10,000,000	-	-	-	10,000,000
1224	Ministry of National Planning and Infrastructure		P-DRG007-001	Estab. Drainage System - Kulhudhuffushi	New	19,000,000	-	-	-	19,000,000
1224	Ministry of National Planning and Infrastructure		P-HTE077-001	Harbour Expansion Project - Kulhudhuffushi	Ongoing	30,000,000	-	14,645,177	-	44,645,177
1224	Ministry of National Planning and Infrastructure		P-RD015-001	Installing Speed Breakers in Roads - Kulhudhuffushi	Pre-tendering	1,300,000	-	-	-	1,300,000
1226	Regional Airports		P-RAP002-003	Developing Airport with Reclamation - Kulhudhuffushi	Ongoing	19,458,336	-	-	-	19,458,336
1276	Local Government Authority		P-LCL004-001	Upgrading Council Office - Kulhudhuffushi	Ongoing	14,500	-	-	-	14,500
1062	MOE / Atoll School Construction		P-SCH104-001	Jalaaludin School Building (8 Classroom)	New	2,725,000	-	-	-	2,725,000
1062	MOE / Atoll School Construction		P-MOE001-064	Afeefudin School Building (8 Classroom)	New	2,725,000	-	-	-	2,725,000
1129	Ministry of Higher Education		P-SCH118-001	Estab. Of State of Art TIVET Institution - Kulhudhuffushi	New	1,500,000	-	-	-	1,500,000
		Sh. Noonara				8,576,672				8,576,672
1224	Ministry of National Planning and Infrastructure		P-WAS079-001	Estab. Water & Sewerage System - Sh. Noonara	New	2,090,110	-	-	-	2,090,110
1224	Ministry of National Planning and Infrastructure		P-HBR009-001	Upgrading Harbour - Sh. Noonara	Ongoing	4,744,062	-	-	-	4,744,062
1062	MOE / Atoll School Construction		P-MOE052-001	School Building (2 Classroom) - Sh. Noonara	New	1,742,500	-	-	-	1,742,500
		Sh. Bileifahi				9,677,857				9,677,857
1224	Ministry of National Planning and Infrastructure		P-WAS080-001	Estab. Water & Sewerage System - Sh. Bileifahi	New	3,677,857	-	-	-	3,677,857
1224	Ministry of National Planning and Infrastructure		P-HBR10-001	Upgrading Harbour - Sh. Bileifahi	Tendering	6,000,000	-	-	-	6,000,000
		Sh. Kanditheemu				4,600,000			4,779,737	9,379,737
1062	MOE / Atoll School Construction		P-SCH047-001	School Building (Multi Purp. Hall) - Sh. Atoll	New	2,400,000	-	-	-	2,400,000
1163	Ministry of Health		P-HLT035-001	Health Centre New Building - Sh. Kanditheemu	New	2,200,000	-	-	-	2,200,000
1224	Ministry of National Planning and Infrastructure		P-WAT009-001	Estab. Water System - Sh. Kanditheemu	Ongoing	-	-	4,779,737	-	4,779,737
		Sh. Feydhoo				15,969,420				15,969,420
1062	MOE / Atoll School Construction		P-SCH098-001	School Building (8 Class & Multi Purp. Hall) - Sh. Feydhoo	New	3,500,000	-	-	-	3,500,000
1215	Ministry of Youth, Sports & Community Empowerment		P-HYS081-001	Estab. Of Futsal Ground - Sh. Feydhoo	Retention	69,420	-	-	-	69,420

BA	Office	Island	Code	Project Name	Status	Domestic Budget	Loan	Grant	Trust Fund	Total
1224	Ministry of National Planning and Infrastructure		P-WAS092-001	2*- Outer Islands Harbour, Water Supply and Sewerage Facilities Project	New					
1224	Ministry of National Planning and Infrastructure		P-HBR011-001	Upgrading Harbour & Coastal Protection - Sh. Fevdhoo	Pre-tendering	12,400,000				12,400,000
		Sh. Goidhoo				7,987,199				7,987,199
1163	Ministry of Health		P-HLT059-001	Health Centre New Building - Sh. Goidhoo	New	5,290,075				5,290,075
1224	Ministry of National Planning and Infrastructure		P-WAS006-001	Estab. Water & Sewerage System - Sh. Goidhoo	Pre-tendering	2,697,124				2,697,124
		Sh. Narudhoo				4,700,000			5,939,236	10,639,236
1062	MOE / Atoll School Construction		P-SCH045-001	School 3 Storey Building - Sh. Narudhoo	New	4,700,000				4,700,000
1224	Ministry of National Planning and Infrastructure		P-WAS094-001	Estab. Water & Sewerage System - Sh. Narudhoo	On-going				5,939,236	5,939,236
		Sh. Milandhoo				21,035,100			23,132,121	44,167,221
1215	Ministry of Youth, Sports & Community Empowerment		P-SPT083-001	Devel. Of Football Ground - Sh. Milandhoo	Pre-tendering	3,250,000				3,250,000
1215	Ministry of Youth, Sports & Community Empowerment		P-SPT084-001	Estab. Of Indoor Sports Complex - Sh. Milandhoo	On-going	540,000				540,000
1224	Ministry of National Planning and Infrastructure		P-SAN028-001	22*- Provision of Water Supply Sanitation and Waste Management Project	On-going					
1224	Ministry of National Planning and Infrastructure		P-CPT002-001	Coastal Protection - Sh. Milandhoo	Tendering				23,132,121	23,132,121
1224	Ministry of National Planning and Infrastructure		P-ROD036-001	Developing Roads - Sh. Milandhoo	New	10,245,100				10,245,100
1163	Ministry of Health		P-HLT063-001	Health Centre New Building - Sh. Milandhoo	New	7,000,000				7,000,000
		Sh. Feevah				19,080,531			4,795,904	23,876,435
1062	MOE / Atoll School Construction		P-SCH048-001	School Building (Multi Purp. Hall & Wall) - Sh. Feevah	New	2,325,000				2,325,000
1224	Ministry of National Planning and Infrastructure		P-HBR007-001	Reconstruction of Harbour - Sh. Feevah	On-going	16,755,531				16,755,531
1224	Ministry of National Planning and Infrastructure		P-WAS066-001	Estab. Sewerage System - Sh. Feevah	On-going				2,832,351	2,832,351
1224	Ministry of National Planning and Infrastructure		P-WA1020-001	Estab. Water System - Sh. Feevah	Pre-tendering				1,963,553	1,963,553
		Sh. Komandoo				9,764,957			16,449,813	26,214,770
1224	Ministry of National Planning and Infrastructure		P-CPT027-001	Coastal Protection - Sh. Komandoo	New				9,212,500	9,212,500
1224	Ministry of National Planning and Infrastructure		P-HBR012-001	Upgrading Harbour - Sh. Komandoo	On-going	9,764,957				9,764,957
1224	Ministry of National Planning and Infrastructure		P-WAS054-001	Estab. Water & Sewerage System - Sh. Komandoo	On-going				7,237,313	7,237,313
		Sh. Maroshi				12,305,000			10,371,050	22,676,050
1215	Ministry of Youth, Sports & Community Empowerment		P-SPT058-001	Estab. Of Futsal Ground - Sh. Maroshi	Tendering	480,000				480,000
1224	Ministry of National Planning and Infrastructure		P-HBR070-001	Upgrading Harbour - Sh. Maroshi	New	11,825,000				11,825,000
1224	Ministry of National Planning and Infrastructure		P-WAS007-001	Estab. Water & Sewerage System - Sh. Maroshi	On-going				10,371,050	10,371,050
		Sh. Foakaidhoo				36,704,168		4,000,000		40,704,168
1062	MOE / Atoll School Construction		P-SCH049-001	School 3 Storey Building (12 Class & Hall) - Sh. Foakaidhoo	New	10,500,000				10,500,000
1215	Ministry of Youth, Sports & Community Empowerment		P-SPT085-001	Devel. Of Football Ground - Sh. Foakaidhoo	Tendering	4,750,000				4,750,000
1224	Ministry of National Planning and Infrastructure		P-HBR039-001	Upgrading Harbour - Sh. Foakaidhoo	Tendering	17,004,313				17,004,313

BA	Office	Island	Code	Project Name	Status	Domestic Budget	Loan	Grant	Trust Fund	Total
1224	Ministry of National Planning and Infrastructure		P-SAN030-001	Estab. Sewerage System - Sh. Foakaidhoo	On-going	4,449,855	-	-	-	4,449,855
1229	Ministry of Environment		P-MEE001-110	12* Estab. Water Supply in 4 Islands and Drinking Water Preservation System in 2 Islands	On-going	-	-	-	-	-
1276	Local Government Authority		P-LCL009-001	Estab. Community Centre - Sh. Foakaidhoo	On-going	-	-	4,000,000	-	4,000,000
		Sh. Lhaimagu				12,094,374			1,320,000	13,414,374
1062	MOE / Atoll School Construction		P-SCH046-001	School Building (6 Class & Hall) - Sh. Lhaimagu	New	4,800,000	-	-	-	4,800,000
1062	MOE / Atoll School Construction		P-MOE036-002	School Building (2 Class & Toilet) - Sh. Lhaimagu	Retention	124,915	-	-	-	124,915
1215	Ministry of Youth, Sports & Community Empowerment		P-HYS120-001	Estab. Of Futsal Ground - Sh. Lhaimagu	Retention	69,459	-	-	-	69,459
1224	Ministry of National Planning and Infrastructure		P-WAS069-001	23* Water and Sewerage Project in 34 Islands	Tendering	-	-	-	-	-
1224	Ministry of National Planning and Infrastructure		P-HBR008-001	Upgrading Harbour & Coastal Protection - Sh. Lhaimagu	Tendering	7,100,000	-	-	-	7,100,000
1229	Ministry of Environment		P-WST006-001	Estab. Waste Management System - Sh. Lhaimagu	New	-	-	-	1,320,000	1,320,000
		Sh. Maauingoodhoo				2,325,000			8,236,033	10,561,033
1062	MOE / Atoll School Construction		P-SCH101-001	School Building (Multi Purp. Hall) - Sh. Maauingoodhoo	New	2,325,000	-	-	-	2,325,000
1224	Ministry of National Planning and Infrastructure		P-CPT028-001	Coastal Protection - Sh. Maauingoodhoo	New	-	-	-	500,000	500,000
1224	Ministry of National Planning and Infrastructure		P-WAS005-001	Estab. Water & Sewerage System - Sh. Maauingoodhoo	On-going	-	-	7,736,033	-	7,736,033
		Sh. Funadhoo				25,157,137		3,212,243	12,520,000	40,889,380
1062	MOE / Atoll School Construction		P-MOE001-006	School Building (15 Class Rooms) - Sh. Funadhoo	New	3,750,000	-	-	-	3,750,000
1215	Ministry of Youth, Sports & Community Empowerment		P-SPT121-001	Devel. Of Football Ground - Sh. Funadhoo	Pre-tendering	3,250,000	-	-	-	3,250,000
1224	Ministry of National Planning and Infrastructure		P-WAS069-001	23* Water and Sewerage Project in 34 Islands	Tendering	-	-	-	-	-
1224	Ministry of National Planning and Infrastructure		P-HBR071-001	Developing Central Ferry Terminal - Sh. Funadhoo	New	1,600,000	-	-	-	1,600,000
1224	Ministry of National Planning and Infrastructure		P-HTE106-001	Developing Roads - Sh. Funadhoo	Retention	1,270,102	-	-	-	1,270,102
1224	Ministry of National Planning and Infrastructure		P-SAN004-001	Estab. Sewerage System for New Settlement - Sh. Funadhoo	Tendering	-	-	-	11,200,000	11,200,000
1226	Regional Airports		P-RAP002-004	Developing Airport with Reclamation - Sh. Funadhoo	On-going	15,287,035	-	-	-	15,287,035
1229	Ministry of Environment		P-WST010-001	Estab. Waste Management System - Sh. Funadhoo	New	-	-	-	1,320,000	1,320,000
1240	Ministry of Islamic Affairs		P-MSQ015-001	Construction Of Mosque - Sh. Funadhoo	Awarded	-	-	3,212,243	-	3,212,243
		N. Henbadhoo				17,975,007			3,771,095	21,746,102
1062	MOE / Atoll School Construction		P-SCH050-001	School Building (10 Class & Multi Purp. Hall) - N. Henbadhoo	New	2,000,000	-	-	-	2,000,000
1224	Ministry of National Planning and Infrastructure		P-CPT029-001	Coastal Protection - N. Henbadhoo	New	-	-	-	2,214,000	2,214,000
1224	Ministry of National Planning and Infrastructure		P-HTE046-011	Developing Harbour - N. Henbadhoo	On-going	15,975,007	-	-	-	15,975,007
1224	Ministry of National Planning and Infrastructure		P-WAT021-001	Estab. Water System - N. Henbadhoo	Pre-tendering	-	-	-	1,557,095	1,557,095
		N. Kudafari				6,625,000			21,311,886	27,936,886
1062	MOE / Atoll School Construction		P-SCH051-001	School Building - N. Kudafaree	New	2,575,000	-	-	-	2,575,000
1215	Ministry of Youth, Sports & Community Empowerment		P-SPT087-001	Devel. Of Football Ground - N. Kudafari	Tendering	4,050,000	-	-	-	4,050,000

BA	Office	Island	Code	Project Name	Status	Domestic Budget	Loan	Grant	Trust Fund	Total
1224	Ministry of National Planning and Infrastructure		P-CPT030-001	Coastal Protection - N.Kudafaru	New	-	-	-	1,167,500	1,167,500
1224	Ministry of National Planning and Infrastructure		P-WAS010-001	Estab. Water & Sewerage System - N.Kudafaru	On-going	-	-	-	20,144,386	20,144,386
		N. Kendhikuhdhoo				31,613,814	-	-	-	31,613,814
1062	MOE / Atoll School Construction		P-SCH052-001	School Building - N.Kendhikuhdhoo	New	1,000,000	-	-	-	1,000,000
1062	MOE / Atoll School Construction		P-MOE053-001	School Building (2 Classroom & Hall) - N.Kendhikuhdhoo	On-going	19,937	-	-	-	19,937
1130	Maldives National University		P-UNI006-001	Estab. Of Junior College - N.Kendhikuhdhoo	New	1,600,000	-	-	-	1,600,000
1163	Ministry of Health		P-HLT036-001	Health Centre Extension - N.Kendhikuhdhoo	New	5,380,000	-	-	-	5,380,000
1215	Ministry of Youth, Sports & Community Empowerment		P-SPT088-001	Devel. Of Football Ground - N.Kendhikuhdhoo	On-going	2,024,600	-	-	-	2,024,600
1224	Ministry of National Planning and Infrastructure		P-HBR094-001	Coastal Protection - N.Kendhikuhdhoo	New	2,875,000	-	-	-	2,875,000
1224	Ministry of National Planning and Infrastructure		P-WAS012-001	Estab. Water & Sewerage System - N.Kendhikuhdhoo	On-going	18,714,277	-	-	-	18,714,277
		N. Maalhendhoo				5,150,000	-	-	10,892,605	16,042,605
1062	MOE / Atoll School Construction		P-SCH054-001	School Building - N.Maalhendhoo	New	1,675,000	-	-	-	1,675,000
1215	Ministry of Youth, Sports & Community Empowerment		P-SPT124-001	Estab. Of Outdoor Gym - N.Maalhendhoo	Pre-tendering	175,000	-	-	-	175,000
1224	Ministry of National Planning and Infrastructure		P-HTE011-143	10*_ Reconstruction of Harbours (IDB)	Retention	-	-	-	-	-
1224	Ministry of National Planning and Infrastructure		P-WAS011-001	Estab. Water & Sewerage System - N.Maalhendhoo	On-going	-	-	-	10,892,605	10,892,605
1276	Local Government Authority		P-LCL011-001	Construction Of Council Office - N.Maalhendhoo	New	3,300,000	-	-	-	3,300,000
		N. Manadhoo				26,441,533	-	-	-	26,441,533
1027	Maldives Police Service		P-MPS019-001	Const. of Police Station Building - N. Manadhoo	New	1,500,000	-	-	-	1,500,000
1062	MOE / Atoll School Construction		P-SCH053-001	School 3 Storey Building - N.Manadhoo	New	4,700,000	-	-	-	4,700,000
1062	MOE / Atoll School Construction		P-SCH011-001	School Building (Multi Purp. Hall) - N.Atoll	Awarded	2,581,533	-	-	-	2,581,533
1163	Ministry of Health		P-HLT018-001	Atoll Hospital Extension - N.Manadhoo	Pre-tendering	8,500,000	-	-	-	8,500,000
1215	Ministry of Youth, Sports & Community Empowerment		P-SOC016-001	Devel. Of Youth Centre - N.Manadhoo	On-going	765,000	-	-	-	765,000
1215	Ministry of Youth, Sports & Community Empowerment		P-SPT089-001	Estab. Of Outdoor Gym - N.Manadhoo	Pre-tendering	175,000	-	-	-	175,000
1215	Ministry of Youth, Sports & Community Empowerment		P-SPT333-001	Devel. Of Football Ground - N.Manadhoo	New	4,000,000	-	-	-	4,000,000
1224	Ministry of National Planning and Infrastructure		P-WAS069-001	23*_ Water and Sewerage Project in 34 Islands	Tendering	-	-	-	-	-
1224	Ministry of National Planning and Infrastructure		P-ROD039-001	Developing Roads - N.Manadhoo	New	2,170,000	-	-	-	2,170,000
1224	Ministry of National Planning and Infrastructure		P-HBR073-001	Developing Entrance Channel - N.Manadhoo	New	2,050,000	-	-	-	2,050,000
		N. Maafaru				7,650,874	-	-	-	7,650,874
1163	Ministry of Health		P-HLT037-001	Health Centre Extension - N.Maafaru	New	2,275,000	-	-	-	2,275,000
1215	Ministry of Youth, Sports & Community Empowerment		P-SPT056-001	Estab. Of Outdoor Gym - N.Maafaru	Pre-tendering	175,000	-	-	-	175,000
1215	Ministry of Youth, Sports & Community Empowerment		P-SPT138-001	Devel. Of Football Ground - N.Maafaru	New	2,000,000	-	-	-	2,000,000
1224	Ministry of National Planning and Infrastructure		P-HTE011-143	10*_ Reconstruction of Harbours (IDB)	Retention	-	-	-	-	-

BA	Office	Island	Code	Project Name	Status	Domestic Budget	Loan	Grant	Trust Fund	Total
1224	Ministry of National Planning and Infrastructure		P-SAN028-001	22*- Provision of Water Supply Sanitation and Waste Management Project	On-going					
1224	Ministry of National Planning and Infrastructure		P-HTE009-085	Estab. Water & Sewerage System - N.Maafaru	Pre-tendering	3,200,874				3,200,874
1233	Ministry of Fisheries, Marine Resources and Agriculture		P-FIS007-001	7* _ Estab. Plant and Animal Quarantine Services in Business Harbours	New					
		N.Landhoo				9,700,707		3,218,757		12,919,464
1224	Ministry of National Planning and Infrastructure		P-WAT037-001	Estab. Water System - N.Landhoo	New	2,100,707				2,100,707
1224	Ministry of National Planning and Infrastructure		P-HBR014-001	Upgrading Harbour - N.Landhoo	Tendering	7,600,000				7,600,000
1240	Ministry of Islamic Affairs		P-MSQ013-001	Construction Of Mosque - N.Landhoo	Awarded			3,218,757		3,218,757
		N.Lhoihi				3,850,000		3,592,671	7,732,128	15,174,799
1062	MOE / Atoll School Construction		P-SCH034-001	School Building (6 Classroom) - N.Lhoihi	On-going			3,592,671		3,592,671
1224	Ministry of National Planning and Infrastructure		P-HBR072-001	Upgrading Harbour - N.Lhoihi	New	3,850,000				3,850,000
1224	Ministry of National Planning and Infrastructure		P-WAS008-001	Estab. Water & Sewerage System - N.Lhoihi	On-going				7,732,128	7,732,128
		N.Velidhoo				11,420,000				11,420,000
1163	Ministry of Health		P-HLT027-001	Extension of Health Centre - N.Velidhoo	New	5,000,000				5,000,000
1215	Ministry of Youth, Sports & Community Empowerment		P-SPT064-001	Devel. Of Football Ground - N.Velidhoo	Pre-tendering	3,250,000				3,250,000
1224	Ministry of National Planning and Infrastructure		P-HTE011-143	10*_ Reconstruction of Harbours (DB)	Retention					
1224	Ministry of National Planning and Infrastructure		P-ROD038-001	Developing Roads - N.Velidhoo	New	2,170,000				2,170,000
1062	MOE / Atoll School Construction		P-SCH107-001	School Building (4 Classroom) - N.Atoll	New	1,000,000				1,000,000
		N.Fohdhoo				2,792,500			2,288,888	5,081,388
1224	Ministry of National Planning and Infrastructure		P-HTE046-007	Developing Jetty - N.Fohdhoo	New	1,050,000				1,050,000
1224	Ministry of National Planning and Infrastructure		P-CPT031-001	Coastal Protection - N.Fohdhoo	New				500,000	500,000
1224	Ministry of National Planning and Infrastructure		P-WAS009-001	Estab. Water & Sewerage System - N.Fohdhoo	Pre-tendering				1,788,888	1,788,888
1062	MOE / Atoll School Construction		P-SCH108-001	School Building (2 Classroom) - N.Fohdhoo	New	1,742,500				1,742,500
		N.Holhudhoo				2,841,559			5,493,313	8,334,872
1215	Ministry of Youth, Sports & Community Empowerment		P-SPT086-001	Devel. Of Football Ground - N.Holhudhoo	On-going	2,341,559				2,341,559
1224	Ministry of National Planning and Infrastructure		P-SAN028-001	22*- Provision of Water Supply Sanitation and Waste Management Project	On-going					
1224	Ministry of National Planning and Infrastructure		P-ROD037-001	Developing Roads - N.Holhudhoo	New	500,000				500,000
1224	Ministry of National Planning and Infrastructure		P-WAT10-001	Estab. Water System - N.Holhudhoo	On-going				3,604,413	3,604,413
1229	Ministry of Environment		P-MEE098-001	Estab. Drainage System - N.Holhudhoo	On-going				1,888,900	1,888,900
		N.Magoodhoo				22,857,495				22,857,495
1224	Ministry of National Planning and Infrastructure		P-HTE011-064	Developing Roads - N.Magoodhoo	New	18,250,000				18,250,000
1224	Ministry of National Planning and Infrastructure		P-WAS076-001	Estab. Water & Sewerage System - N.Magoodhoo	New	2,204,945				2,204,945
1240	Ministry of Islamic Affairs		P-MSQ001-001	Construction Of Mosque - N.Magoodhoo	Awarded	2,402,550				2,402,550

BA	Office	Island	Code	Project Name	Status	Domestic Budget	Loan	Grant	Trust Fund	Total
		N. Miladho				32,340,733				32,340,733
1062	MOE / Atoll School Construction		P-SCH055-001	School Building (8 Class & Multi Purp. Hall) - N. Miladho	New	2,000,000				2,000,000
1215	Ministry of Youth, Sports & Community Empowerment		P-SPT090-001	Devel. Of Football Ground - N. Miladho	New	7,287,500				7,287,500
1215	Ministry of Youth, Sports & Community Empowerment		P-SPT050-001	Estab. Of Futsal Ground - N. Miladho	Tendering	280,000				280,000
1224	Ministry of National Planning and Infrastructure		P-WAT036-001	Estab. Water System - N. Miladho	New	7,900,000				7,900,000
1224	Ministry of National Planning and Infrastructure		P-HBR013-001	Upgrading Harbour - Sh. Miladho	On-going	14,873,233				14,873,233
		R. Rasgetheemu				12,050,000			7,572,913	19,622,913
1224	Ministry of National Planning and Infrastructure		P-SOC039-001	Estab. Of Cultural Centre - R. Rasgetheemu	New	2,350,000				2,350,000
1224	Ministry of National Planning and Infrastructure		P-HBR002-001	Upgrading Jetty & Harbour - R. Rasgetheemu	Tendering	7,100,000				7,100,000
1224	Ministry of National Planning and Infrastructure		P-WAS015-001	Estab. Water & Sewerage System - R. Rasgetheemu	On-going				7,572,913	7,572,913
1276	Local Government Authority		P-LCL016-001	Construction Of Council Office - R. Rasgetheemu	New	2,600,000				2,600,000
		R. Angolitheemu				14,827,638			4,415,069	19,242,707
1215	Ministry of Youth, Sports & Community Empowerment		P-SOC017-001	Devel. Of Youth Centre - R. Angolitheemu	New	1,700,000				1,700,000
1224	Ministry of National Planning and Infrastructure		P-HBR038-001	Upgrading Harbour - R. Angolitheemu	Pre-tendering	12,407,638				12,407,638
1224	Ministry of National Planning and Infrastructure		P-WAS013-001	Estab. Water & Sewerage System - R. Angolitheemu	On-going				4,415,069	4,415,069
1264	Department of Judicial Administration		P-CRT007-001	Construction Of Magistrate Court - R. Angolitheemu	New	720,000				720,000
		R. Alifushi				14,567,457				14,567,457
1062	MOE / Atoll School Construction		P-SCH013-001	School Building (Multi Purp. Hall) - R. Alifushi	Awarded	2,113,513				2,113,513
1215	Ministry of Youth, Sports & Community Empowerment		P-SOC018-001	Devel. Of Youth Centre - R. Alifushi	New	2,350,000				2,350,000
1215	Ministry of Youth, Sports & Community Empowerment		P-SPT066-001	Devel. Of Football Ground - R. Alifushi	On-going	2,171,679				2,171,679
1224	Ministry of National Planning and Infrastructure		P-LND002-001	1* Land Reclamation - Multiple Islands	New					
1224	Ministry of National Planning and Infrastructure		P-RDD016-001	Developing Roads - R. Alifushi	Pre-tendering	641,431				641,431
1224	Ministry of National Planning and Infrastructure		P-WAT012-001	Estab. Water System - R. Alifushi	On-going	3,790,834				3,790,834
1163	Ministry of Health		P-HLT066-001	Health Centre Upgrade - R. Alifushi		3,500,000				3,500,000
		R. Vaadhoo				5,124,895			5,745,930	10,870,825
1062	MOE / Atoll School Construction		P-SCH102-001	School 2 Storey Building - R. Vaadhoo	New	1,500,000				1,500,000
1163	Ministry of Health		P-HLT040-001	Upgr. Health Centre (Store, Garage & Laundry) - R. Vaadhoo	New	1,300,000				1,300,000
1224	Ministry of National Planning and Infrastructure		P-CPT033-001	Coastal Protection - R. Vaadhoo	New				500,000	500,000
1224	Ministry of National Planning and Infrastructure		P-WAS014-001	Estab. Water & Sewerage System - R. Vaadhoo	On-going				5,245,930	5,245,930
1240	Ministry of Islamic Affairs		P-MSQ006-001	Construction Of Mosque - R. Vaadhoo	Awarded	2,324,895				2,324,895

BA	Office	Island	Code	Project Name	Status	Domestic Budget	Loan	Grant	Trust Fund	Total
		R. Hulhuffaaruu				21,146,040				21,146,040
1062	MOE / Atoll School Construction		P-SCH056-001	School 3 Storey Building (12 Class Room) - R.Hulhuffaaruu	New	4,700,000	-	-	-	4,700,000
1062	MOE / Atoll School Construction		P-SCH012-001	School Building (Multi Purp. Hall) - R.Hulhuffaaruu	Awarded	2,589,040	-	-	-	2,589,040
1163	Ministry of Health		P-HL1038-001	Health Centre Extension - R.Hulhuffaaruu	New	1,875,000	-	-	-	1,875,000
1215	Ministry of Youth, Sports & Community Empowerment		P-SPT127-001	Estab. Of Outdoor Gym - R.Hulhuffaaruu	Pre-tendering	175,000	-	-	-	175,000
1224	Ministry of National Planning and Infrastructure		P-RD002-001	Developing Roads - R.Hulhuffaaruu	Pre-tendering	9,419,500	-	-	-	9,419,500
1224	Ministry of National Planning and Infrastructure		P-CPT047-001	Coastal Protection - R.Hulhuffaaruu	New	2,387,500	-	-	-	2,387,500
		R. Ungoofaaru				58,438,768				58,438,768
1062	MOE / Atoll School Construction		P-SCH014-001	School Building (Multi Purp. Hall) - R.Ungoofaaru	Awarded	2,113,513	-	-	-	2,113,513
1163	Ministry of Health		P-HL1002-001	Upgrading of Hospital - R.Ungoofaaru	Pre-tendering	30,000,000	-	-	-	30,000,000
1163	Ministry of Health		P-MOH007-119	Regional Hospital Building (6 Private Room) - R.Ungoofaaru	Retention	245,139	-	-	-	245,139
1224	Ministry of National Planning and Infrastructure		P-SAN028-001	22* _ Provision of Water Supply Sanitation and Waste Management Project	On-going					
1224	Ministry of National Planning and Infrastructure		P-HBR074-001	Upgrading Entrance Channel - R.Ungoofaaru	New	2,050,000	-	-	-	2,050,000
1224	Ministry of National Planning and Infrastructure		P-HTE084-001	Developing Roads - R.Ungoofaaru	On-going	10,751,920	-	-	-	10,751,920
1240	Ministry of Islamic Affairs		P-MIA016-001	Construction Of Islamic Centre - R.Ungoofaaru	On-going	3,278,196	-	-	-	3,278,196
1224	Ministry of National Planning and Infrastructure		P-LND009-001	Land Reclamation - R.Ungoofaaru	New	10,000,000	-	-	-	10,000,000
		R. Maakurathu				16,534,112			4,885,115	21,419,227
1062	MOE / Atoll School Construction		P-SCH099-001	School 2 Storey Building - R.Maakurathu	New	2,500,000	-	-	-	2,500,000
1215	Ministry of Youth, Sports & Community Empowerment		P-SPT003-001	Devel. Of Football Ground - R.Maakurathu	Pre-tendering	3,250,000	-	-	-	3,250,000
1224	Ministry of National Planning and Infrastructure		P-SAN028-001	22* _ Provision of Water Supply Sanitation and Waste Management Project	On-going					
1224	Ministry of National Planning and Infrastructure		P-HBR075-001	Extension of Harbour - R.Maakurathu	New	4,875,150	-	-	-	4,875,150
1224	Ministry of National Planning and Infrastructure		P-WAT039-001	Estab. Water System - R.Maakurathu	New	1,580,926	-	-	-	1,580,926
1224	Ministry of National Planning and Infrastructure		P-HTE011-148	Developing Quay Wall - R.Maakurathu	On-going	4,328,036	-	-	-	4,328,036
1224	Ministry of National Planning and Infrastructure		P-SAN014-001	Estab. Sewerage System - R.Maakurathu	On-going	-	-	-	4,885,115	4,885,115
		R. Dhuvaafaru				35,214,539				35,214,539
1062	MOE / Atoll School Construction		P-SCH062-001	School 2 Storey Building (4 Class Room) - R.Dhuvaafaru	New	1,525,000	-	-	-	1,525,000
1215	Ministry of Youth, Sports & Community Empowerment		P-SOC020-001	Devel. Of Youth Centre (With Indoor Hall) - R.Dhuvaafaru	New	8,000,000	-	-	-	8,000,000
1215	Ministry of Youth, Sports & Community Empowerment		P-SPT055-001	Devel. Of Football Ground Stadium - R.Dhuvaafaru	On-going	6,000,000	-	-	-	6,000,000
1224	Ministry of National Planning and Infrastructure		P-LND002-001	1* _ Land Reclamation - Multiple Islands	New					
1224	Ministry of National Planning and Infrastructure		P-HTE129-001	Developing Roads - R.Dhuvaafaru	On-going	19,689,539	-	-	-	19,689,539

BA	Office	Island	Code	Project Name	Status	Domestic Budget	Loan	Grant	Trust Fund	Total
		R.Rasmaadhoo				11,026,576			1,427,752	12,454,328
1062	MOE / Atoll School Construction		P-SCH057-001	School 3 Storey Building - R.Rasmaadhoo	New	2,725,000				2,725,000
1224	Ministry of National Planning and Infrastructure		P-WAT038-001	Estab. Water System - R.Rasmaadhoo	New	1,151,576				1,151,576
1224	Ministry of National Planning and Infrastructure		P-CPT032-001	Coastal Protection - R.Rasmaadhoo	New				500,000	500,000
1224	Ministry of National Planning and Infrastructure		P-HBR016-001	Upgrading Harbour - R.Rasmaadhoo	Tendering	7,150,000				7,150,000
1224	Ministry of National Planning and Infrastructure		P-SAN017-001	Estab. Sewerage System - R.Rasmaadhoo	On-going				927,752	927,752
		R.Kinolhas				13,614,410		3,510,435		17,124,845
1062	MOE / Atoll School Construction		P-SCH035-001	School Building (6 Classroom) - R.Kinolhas	On-going			3,510,435		3,510,435
1224	Ministry of National Planning and Infrastructure		P-HTE011-122	Upgrading Harbour - R.Kinolhas	New	4,800,000				4,800,000
1224	Ministry of National Planning and Infrastructure		P-WAS018-001	Estab. Water & Sewerage System - R.Kinolhas	On-going	8,814,410				8,814,410
		R.Imamaadhoo				2,580,000			12,917,853	15,497,853
1062	MOE / Atoll School Construction		P-SCH058-001	School Building (Multi Purp. Hall) - R.Imamaadhoo	New	2,100,000				2,100,000
1215	Ministry of Youth, Sports & Community Empowerment		P-HYS005-009	Estab. Of Futsal Ground - R.Imamaadhoo	Tendering	480,000				480,000
1224	Ministry of National Planning and Infrastructure		P-HTE011-143	10*- Reconstruction of Habours (IDB)	Retention					
1224	Ministry of National Planning and Infrastructure		P-SAN024-001	Estab. Sewerage System - R.Imamaadhoo	On-going				10,701,110	10,701,110
1224	Ministry of National Planning and Infrastructure		P-WAT013-001	Estab. Water System - R.Imamaadhoo	Pre-tendering				2,216,743	2,216,743
		R. Inguroidhoo				6,250,000			9,898,434	16,148,434
1062	MOE / Atoll School Construction		P-SCH059-001	School Building (4 Class, Staff & Hall) - R.Inguroidhoo	New	4,575,000				4,575,000
1163	Ministry of Health		P-HLT039-001	Health Centre New Building - R.Inguroidhoo	New	1,675,000				1,675,000
1224	Ministry of National Planning and Infrastructure		P-SAN028-001	22*- Provision of Water Supply Sanitation and Waste Management Project	On-going					
1224	Ministry of National Planning and Infrastructure		P-WAS016-001	Estab. Water & Sewerage System - R.Inguroidhoo	On-going				9,898,434	9,898,434
		R.Fainu				6,603,176				6,603,176
1062	MOE / Atoll School Construction		P-SCH061-001	School 3 Storey Building - R.Fainu	New	4,575,000				4,575,000
1224	Ministry of National Planning and Infrastructure		P-WAS017-001	Estab. Water & Sewerage System - R.Fainu	Pre-tendering	2,028,176				2,028,176
		R.Maduvvari				35,049,608				35,049,608
1062	MOE / Atoll School Construction		P-SCH015-001	School Building (9 Class & Multi Purp. Hall) - R.Maduvvari	Tendering	9,200,000				9,200,000
1215	Ministry of Youth, Sports & Community Empowerment		P-SO0019-001	Devel. Of Youth Centre - R.Maduvvari	New	2,375,000				2,375,000
1224	Ministry of National Planning and Infrastructure		P-HBR015-001	Developing Harbour - R.Maduvvari	On-going	18,599,608				18,599,608
1229	Ministry of Environment		P-MEE001-110	12*- Estab. Water Supply in 4 Islands and Drinking Water Preservation System in 2*	On-going					
1276	Local Government Authority		P-LGA002-010	Construction Of Council Office - R.Maduvvari	New	4,875,000				4,875,000

BA	Office	Island	Code	Project Name	Status	Domestic Budget	Loan	Grant	Trust Fund	Total
		R. Meedho				9,000,000				9,000,000
1062	MOE / Atoll School Construction		P-SCH060-001	School 2 Storey Building - R.Atoll	New	2,725,000				2,725,000
1215	Ministry of Youth, Sports & Community Empowerment		P-SPT004-001	Devel. Of Football Ground - R.Meedho	Pre-tendering	6,100,000				6,100,000
1215	Ministry of Youth, Sports & Community Empowerment		P-SPT054-001	Estab. Of Outdoor Gym - R.Meedho	Pre-tendering	175,000				175,000
		B. Fulhadho				26,640,705				26,640,705
1224	Ministry of National Planning and Infrastructure		P-WAS063-001	Estab. Water & Sewerage System - B.Fulhadho	New	2,391,996				2,391,996
1224	Ministry of National Planning and Infrastructure		P-HTE046-013	Developing Harbour - B. Fulhadho	On-going	22,148,709				22,148,709
1276	Local Government Authority		P-LCL017-001	Construction Of Council Office - B.Fulhadho	New	1,600,000				1,600,000
1062	MOE / Atoll School Construction		P-SCH106-001	School Building (Office) - B. Fulhadho	New	500,000				500,000
		B. Fehendho				25,797,467				25,797,467
1163	Ministry of Health		P-MOH001-022	Contruction of Health Centre - B.Fehendho	Retention	76,114				76,114
1224	Ministry of National Planning and Infrastructure		P-WAS064-001	Estab. Water & Sewerage System - B.Fehendho	New	2,211,690				2,211,690
1224	Ministry of National Planning and Infrastructure		P-HTE046-014	Developing Harbour - B. Fehendho	On-going	23,509,663				23,509,663
		B. Thulhaadho				53,109,710			7,594,000	60,703,710
1163	Ministry of Health		P-MOH007-098	Health Centre Extension - B. Thulhaadho	New	4,425,000				4,425,000
1215	Ministry of Youth, Sports & Community Empowerment		P-SPT091-001	Devel. Of Football Ground - B. Thulhaadho	New	875,000				875,000
1224	Ministry of National Planning and Infrastructure		P-CPT035-001	Coastal Protection - B. Thulhaadho	New				7,594,000	7,594,000
1529	Ministry of Housing & Urban Development		P-HOU001-001	Construction Of 100 Housing Unit - B. Thulhaadho	On-going	47,809,710				47,809,710
		B. Goidho				29,001,406				29,001,406
1224	Ministry of National Planning and Infrastructure		P-ROD040-001	Estab. Causeway - B.Goidho & Fehendho	New	210,000				210,000
1224	Ministry of National Planning and Infrastructure		P-HBR017-001	Upgrading Harbour - B. Goidho	Pre-tendering	16,900,000				16,900,000
1224	Ministry of National Planning and Infrastructure		P-WAS068-001	Estab. Water & Sewerage System - B. Goidho	On-going	11,891,406				11,891,406
		B. Hithaadhoo				10,480,000			7,888,504	18,368,504
1215	Ministry of Environment		P-HYS077-001	Estab. Of Fusal Ground - B.Hithaadhoo	Tendering	480,000				480,000
1224	Ministry of Environment		P-HBR076-001	Developing Breakwater & Quay Wall - B.Hithaadhoo	New	10,000,000				10,000,000
1224	Ministry of Environment		P-WAS020-001	Estab. Water & Sewerage System - B.Hithaadhoo	On-going				7,888,504	7,888,504
		B. Eydhafushi				43,053,656				43,053,656
1163	Ministry of Health		P-MOH007-039	Atoll Hospital Extension - B.Eydhafushi	Pre-tendering	2,200,000				2,200,000
1224	Ministry of National Planning and Infrastructure		P-SAN028-001	22* _ Provision of Water Supply Sanitation and Waste Management Project	On-going					
1224	Ministry of National Planning and Infrastructure		P-HBR078-001	Developing Harbour - B. Eydhafushi	New	20,000,000				20,000,000
1224	Ministry of National Planning and Infrastructure		P-ROD003-001	Developing Roads - B.Eydhafushi	On-going	18,883,656				18,883,656
1510	Ministry Of Gender, Family and Social Services		P-SOC045-001	Estab. Childrens Home - B.Eydhafushi	New	1,970,000				1,970,000

BA	Office	Island	Code	Project Name	Status	Domestic Budget	Loan	Grant	Trust Fund	Total
		B. Maalhos				33,031	-	-	12,000,000	12,033,031
1215	Ministry of Youth, Sports & Community Empowerment		P-SPT07-0-001	Estab. Of Futsal Ground - B. Maalhos	Retention	33,031	-	-	-	33,031
1224	Ministry of National Planning and Infrastructure		P-WAS019-001	Estab. Water & Sewerage System - B. Maalhos	Pre-tendering	-	-	-	12,000,000	12,000,000
		B. Kamadhoo				17,708,882	-	-	-	17,708,882
1224	Ministry of National Planning and Infrastructure		P-HBR07-001	Reconstruction of Harbour - B. Kamadhoo	New	13,600,000	-	-	-	13,600,000
1224	Ministry of National Planning and Infrastructure		P-WAS023-001	Estab. Water & Sewerage System - B. Kamadhoo	Pre-tendering	4,108,882	-	-	-	4,108,882
		B. Kihaadhoo				5,809,667	-	-	-	5,809,667
1062	MOE / Atoll School Construction		P-SCH063-001	School Building (2 Class, walls) - B. Kihaadhoo	New	1,515,000	-	-	-	1,515,000
1224	Ministry of National Planning and Infrastructure		P-WAS092-001	2*- Outer Islands Harbour, Water Supply and Sewerage Facilities Project	New	-	-	-	-	-
1224	Ministry of National Planning and Infrastructure		P-WAS091-001	Estab. Water & Sewerage System - B. Kihaadhoo	New	4,294,667	-	-	-	4,294,667
		B. Kudarikilu				4,265,000	-	-	-	4,265,000
1224	Ministry of National Planning and Infrastructure		P-WAS092-001	2*- Outer Islands Harbour, Water Supply and Sewerage Facilities Project	New	-	-	-	-	-
1224	Ministry of National Planning and Infrastructure		P-WAS092-001	Estab. Water & Sewerage System - B. Kudarikilu	New	4,265,000	-	-	-	4,265,000
		B. Kendhoo				4,050,000	-	-	7,391,000	11,441,000
1062	MOE / Atoll School Construction		P-SCH064-001	School Building (Upgrade & Multi Purp. Hall) - B. Kendhoo	New	4,050,000	-	-	-	4,050,000
1224	Ministry of National Planning and Infrastructure		P-WAS092-001	2*- Outer Islands Harbour, Water Supply and Sewerage Facilities Project	New	-	-	-	-	-
1224	Ministry of National Planning and Infrastructure		P-SAN028-001	22* Provision of Water Supply Sanitation and Waste Management Project	On-going	-	-	-	7,391,000	7,391,000
1224	Ministry of National Planning and Infrastructure		P-PT034-001	Coastal Protection - B. Kendhoo	New	-	-	-	-	-
		B. Dharavandhoo				52,118	-	2,987,786	-	3,039,904
1163	Ministry of Health		P-MOH067-002	Emergency Medical Service Centre - B. Dharavandhoo	On-going	-	-	2,987,786	-	2,987,786
1215	Ministry of Youth, Sports & Community Empowerment		P-HYS093-001	Estab. Of Futsal Ground - B. Dharavandhoo	Retention	52,118	-	-	-	52,118
1224	Ministry of National Planning and Infrastructure		P-WAS092-001	2*- Outer Islands Harbour, Water Supply and Sewerage Facilities Project	New	-	-	-	-	-
1229	Ministry of Environment		P-MEE001-110	12* Estab. Water Supply in 4 Islands and Drinking Water Preservation System in 25	On-going	-	-	-	-	-
		B. Dhoniufanu				7,187,500	-	-	-	7,187,500
1224	Ministry of National Planning and Infrastructure		P-WAS092-001	2*- Outer Islands Harbour, Water Supply and Sewerage Facilities Project	New	-	-	-	-	-
1224	Ministry of National Planning and Infrastructure		P-WAS095-001	Estab. Water & Sewerage System - B. Dhoniufanu	New	4,800,000	-	-	-	4,800,000
1224	Ministry of National Planning and Infrastructure		P-PT046-001	Coastal Protection - B. Dhoniufanu	New	2,387,500	-	-	-	2,387,500
		Lh. Hinnavaru				21,684,938	-	-	-	21,684,938
1163	Ministry of Health		P-HL1028-001	Health Centre New Building - Lh. Hinnavaru	Pre-tendering	7,500,000	-	-	-	7,500,000
1215	Ministry of Youth, Sports & Community Empowerment		P-SPT005-001	Devel. Of Football Ground - Lh. Hinnavaru	Awarded	2,184,938	-	-	-	2,184,938
1224	Ministry of National Planning and Infrastructure		P-HBR079-001	Upgrading Harbour - Lh. Hinnavaru	New	12,000,000	-	-	-	12,000,000

BA Office	Island	Code	Project Name	Status	Domestic Budget	Loan	Grant	Trust Fund	Total
	Lh. Naifaru				66,211,998	-	-	-	66,211,998
1013	Maldives National Defense Force	P-NSC003-001	Fire Station Vehicle Garage Extension - Naifaru	New	1,267,500	-	-	-	1,267,500
1016	Ministry of Home Affairs	P-PEN002-001	Estab. Of Juvenile Justice Unit - Naifaru	New	7,750,000	-	-	-	7,750,000
1027	Maldives Police Service	P-POL007-001	Const. of Police Accomodation Building - Lh. Naifaru	New	1,500,000	-	-	-	1,500,000
1062	MOE / Atoll School Construction	P-MOE048-001	Madh. fffhithaahu (10 Class, Staff, AV Room) - Lh. Naifaru	Awarded	7,746,178	-	-	-	7,746,178
1204	Ministry of Tourism	P-TRN001-001	5* Estab. Marina and Yachting Facilities in 5 Regional Hubs	New	-	-	-	-	-
1215	Ministry of Youth, Sports & Community Empowerment	P-SPT053-001	Estab. Of Football Ground - Lh. Naifaru	Tendering	540,000	-	-	-	540,000
1224	Ministry of National Planning and Infrastructure	P-OTH001-001	15* Maldives Urban Development Resilience Project	Tendering	-	-	-	-	-
1224	Ministry of National Planning and Infrastructure	P-SAN011-001	21* Sanitation in 5 Islands	Ongoing	-	-	-	-	-
1224	Ministry of National Planning and Infrastructure	P-SAN028-001	22* Provision of Water Supply, Sanitation and Waste Management Project	Ongoing	-	-	-	-	-
1224	Ministry of National Planning and Infrastructure	P-RDD004-001	Developing Roads - Lh. Naifaru	New	2,163,400	-	-	-	2,163,400
1276	Local Government Authority	P-LCL005-001	Construction Of Council Office - Lh. Naifaru	Tendering	2,403,000	-	-	-	2,403,000
1529	Ministry of Housing & Urban Development	P-HOU005-001	Construction Of 100 Housing Unit - Lh. Naifaru	Awarded	42,841,920	-	-	-	42,841,920
	Lh. Kurendhoo				9,113,513	-	-	9,741,345	18,854,858
1062	MOE / Atoll School Construction	P-SCH016-001	School Building (Multi Purp. Hall) - Lh. Kurendhoo	Awarded	2,113,513	-	-	-	2,113,513
1215	Ministry of Youth, Sports & Community Empowerment	P-SPT021-001	Devel. Of Football Ground - Lh. Kurendhoo	Pre-tendering	5,000,000	-	-	-	5,000,000
1224	Ministry of National Planning and Infrastructure	P-WAS069-001	23* Water and Sewerage Project in 34 Islands	Tendering	-	-	-	-	-
1224	Ministry of National Planning and Infrastructure	P-CPT023-001	Coastal Protection - Lh. Kurendhoo	Tendering	-	-	-	3,449,837	3,449,837
1224	Ministry of National Planning and Infrastructure	P-SAN031-001	Estab. Sewerage System - Lh. Kurendhoo	Ongoing	-	-	-	6,291,508	6,291,508
1240	Ministry of Islamic Affairs	P-MAA001-049	Construction Of Mosque - Lh. Kurendhoo	New	2,000,000	-	-	-	2,000,000
	Lh. Olhufelivushi				6,179,204	-	-	6,900,576	13,079,780
1215	Ministry of Youth, Sports & Community Empowerment	P-SPT057-001	Devel. Of Football Ground - Lh. Olhufelivushi	Pre-tendering	3,250,000	-	-	-	3,250,000
1224	Ministry of National Planning and Infrastructure	P-CPT012-001	Coastal Protection - Lh. Olhufelivushi	Tendering	-	-	-	6,900,576	6,900,576
1224	Ministry of National Planning and Infrastructure	P-WAS025-001	Estab. Water & Sewerage System - Lh. Olhufelivushi	Pre-tendering	2,879,815	-	-	-	2,879,815
1529	Ministry of Housing & Urban Development	P-HOU006-001	Construction Of a Housing Unit - Lh. Olhufelivushi	Retention	49,389	-	-	-	49,389
	K. Kaashidhoo				15,809,545	-	-	11,807,452	27,616,997
1013	Maldives National Defense Force	P-NSC001-001	14* Estab. Radar System	Ongoing	-	-	-	-	-
1062	MOE / Atoll School Construction	P-SCH003-001	Construction of New School Building - K. Kaashidhoo	Ongoing	11,280,735	-	-	-	11,280,735
1224	Ministry of National Planning and Infrastructure	P-WAS069-001	23* Water and Sewerage Project in 34 Islands	Tendering	-	-	-	-	-
1224	Ministry of National Planning and Infrastructure	P-HBR080-001	Developing Quay Wall - K. Kaashidhoo	New	2,455,000	-	-	-	2,455,000
1224	Ministry of National Planning and Infrastructure	P-HTE011-149	Developing Entrance Channel - K. Kaashidhoo	Ongoing	1,931,627	-	-	-	1,931,627

BA	Office	Island	Code	Project Name	Status	Domestic Budget	Loan	Grant	Trust Fund	Total
1224	Ministry of National Planning and Infrastructure		P-SAN013-001	Estab. Sewerage System - K. Kaashidhoo	On-going	-	-	-	11,807,452	11,807,452
1240	Ministry of Islamic Affairs		P-MSO003-001	Construction Of Mosque - K. Kaashidhoo	On-going	142,183	-	-	-	142,183
		K. Gaafaru				1,675,000				1,675,000
1163	Ministry of Health		P-HLT042-001	Health Centre New Building - K. Gaafaru	New	1,675,000	-	-	-	1,675,000
1224	Ministry of National Planning and Infrastructure		P-SAN028-001	22* Provision of Water Supply Sanitation and Waste Management Project	On-going					
1224	Ministry of National Planning and Infrastructure		P-WAS069-001	23* Water and Sewerage Project in 34 Islands	Tendering					
		K. Himmatushi				16,711,725			2,201,886	18,913,611
1016	Ministry of Home Affairs		P-RHB003-001	De-Radicalization & Rehabilitation Centre	On-going	1,961,725	-	-	-	1,961,725
1025	Maldives Correctional Service		P-PEN010-001	Asseyri Jai Rehabilitation Infrastructure & Boundary Wall	New	9,500,000	-	-	-	9,500,000
1224	Ministry of National Planning and Infrastructure		P-SAN011-001	21* Sanitation in 5 Islands	On-going					
1224	Ministry of National Planning and Infrastructure		P-HBR04-7-001	Developing Harbour Phase 2 - K. Himmatushi	Pre-tendering	5,250,000	-	-	-	5,250,000
1224	Ministry of National Planning and Infrastructure		P-WAT019-001	Estab. Water System - K. Himmatushi	Pre-tendering	-	-	2,201,886	-	2,201,886
		K. Huraa				17,271,337				17,271,337
1062	MOE / Atoll School Construction		P-SCH017-001	School 2 Storey Building (6 Classroom) - K. Huraa	Awarded	2,898,481	-	-	-	2,898,481
1215	Ministry of Youth, Sports & Community Empowerment		P-HYS002-025	Devel. Of Camp Site - K. Huraa	Tendering	800,000	-	-	-	800,000
1224	Ministry of National Planning and Infrastructure		P-WAS086-001	Estab. Water & Sewerage System - K. Huraa	New	350,000	-	-	-	350,000
1224	Ministry of National Planning and Infrastructure		P-HBR048-001	Upgrading Harbour - K. Huraa	Pre-tendering	8,500,000	-	-	-	8,500,000
1224	Ministry of National Planning and Infrastructure		P-REC001-001	Land Reclamation & Revetment - K. Huraa	On-going	1,583,006	-	-	-	1,583,006
1276	Local Government Authority		P-LCL001-001	Construction Of Council Office - K. Huraa	Tendering	2,395,000	-	-	-	2,395,000
1276	Local Government Authority		P-SOC005-001	Construction Of Funeral Home - K. Huraa	On-going	24,850	-	-	-	24,850
1264	Department of Judicial Administration		P-CRT003-001	Construction Of Magistrate Court - K. Huraa	New	720,000	-	-	-	720,000
		K. Dhiffushi				10,334,466				10,334,466
1163	Ministry of Health		P-HLT004-001	Upgrading Health Centre & Laboratory - K. Dhiffushi	On-going	234,466	-	-	-	234,466
1215	Ministry of Youth, Sports & Community Empowerment		P-SPT061-001	Estab. Of Futsal Ground - K. Dhiffushi	Retention	175,000	-	-	-	175,000
1224	Ministry of National Planning and Infrastructure		P-LND004-001	Land Reclamation & Coastal Protection - K. Dhiffushi	New	7,500,000	-	-	-	7,500,000
1276	Local Government Authority		P-LGA020-001	Construction Of Council Office - K. Dhiffushi	New	2,425,000	-	-	-	2,425,000
		K. Thulusdhoo				7,012,647			6,000,000	13,012,647
1163	Ministry of Health		P-HLT041-001	Health Centre Extension - K. Thulusdhoo	New	2,425,000	-	-	-	2,425,000
1215	Ministry of Youth, Sports & Community Empowerment		P-SPT122-001	Estab. Of Outdoor Gym - K. Thulusdhoo	Pre-tendering	175,000	-	-	-	175,000
1224	Ministry of National Planning and Infrastructure		P-HTE011-143	10* Reconstruction of Harbours (10B)	Retention					
1224	Ministry of National Planning and Infrastructure		P-SAN011-001	21* Sanitation in 5 Islands	On-going					

BA	Office	Island	Code	Project Name	Status	Domestic Budget	Loan	Grant	Trust Fund	Total
1224	Ministry of National Planning and Infrastructure		P-WAT040-001	Estab. Water System - K.Thulusdhoo	New	4,412,647	-	-	-	4,412,647
1224	Ministry of National Planning and Infrastructure		P-HTE011-151	Coastal Protection - K.Thulusdhoo	Pre-tendering	-	-	-	6,000,000	6,000,000
		K.Maafushi				22,336,362				22,336,362
1025	Maldives Correctional Service		P-DPRS01-007	Estab. Of Perimeter Security Wall - Maafushi Jail	On-going	2,500,000	-	-	-	2,500,000
1025	Maldives Correctional Service		P-DPRS02-006	Upgrading of Maafushi Jail	Retention	73,350	-	-	-	73,350
1025	Maldives Correctional Service		P-DPRS28-001	Estab. Of Emergency Medical Post & Crisis Care Handling Unit	On-going	2,915,340	-	-	-	2,915,340
1062	MOE / Atoll School Construction		P-SCH065-001	School Building - K.Maafushi	New	2,125,000	-	-	-	2,125,000
1215	Ministry of Youth, Sports & Community Empowerment		P-SPT092-001	Devel. Of Football Ground - K.Maafushi	Pre-tendering	4,050,000	-	-	-	4,050,000
1215	Ministry of Youth, Sports & Community Empowerment		P-SPT093-001	Estab. Of Outdoor Gym - K.Maafushi	Pre-tendering	175,000	-	-	-	175,000
1224	Ministry of National Planning and Infrastructure		P-REC007-001	Land Reclamation - K.Maafushi	On-going	10,497,672	-	-	-	10,497,672
		K.Guraidhoo				17,437,954			4,500,000	21,937,954
1062	MOE / Atoll School Construction		P-SCH066-001	School Building (8 Class Room) - K.Guraidhoo	New	2,725,000	-	-	-	2,725,000
1163	Ministry of Health		P-HLT043-001	Health Centre New Building - K.Guraidhoo	New	1,675,000	-	-	-	1,675,000
1224	Ministry of National Planning and Infrastructure		P-REC006-001	Land Reclamation - K.Guraidhoo	On-going	13,037,954	-	-	-	13,037,954
1224	Ministry of National Planning and Infrastructure		P-WAT026-001	Estab. Water System - K.Guraidhoo	On-going	-	-	-	4,500,000	4,500,000
		K.Gulhi				5,025,000			7,442,117	12,467,117
1062	MOE / Atoll School Construction		P-SCH066-001	School Building (6 Class & Hall) - K.Gulhi	New	5,025,000	-	-	-	5,025,000
1224	Ministry of National Planning and Infrastructure		P-HLT043-001	1* Land Reclamation - Multiple Islands	New	-	-	-	-	-
1224	Ministry of National Planning and Infrastructure		P-REC006-001	Estab. Water & Sewerage System - K.Gulhi	On-going	-	-	-	7,442,117	7,442,117
		Villimalé				5,600,000				5,600,000
1013	Maldives National Defense Force		P-NSC001-001	14* Estab. Radar System	On-going	-	-	-	-	-
1215	Ministry of Youth, Sports & Community Empowerment		P-SPT128-001	Devel. Of Football Ground - Villimalé	New	3,325,000	-	-	-	3,325,000
1215	Ministry of Youth, Sports & Community Empowerment		P-SOC032-001	Devel. Of Childrens Park - Villimalé	New	300,000	-	-	-	300,000
1276	Local Government Authority		P-FIS005-001	Construction Of Fish Market - Villimalé	New	1,975,000	-	-	-	1,975,000
		Hulhumalé				1,260,177,681	201,474,202			1,461,651,883
1016	Ministry of Home Affairs		P-PEN003-001	Estab. Of Special Care Unit in Hulhumalé Jail	New	3,000,000	-	-	-	3,000,000
1016	Ministry of Home Affairs		P-PEN005-001	Estab. Of Expat Detention Centre in Hulhumalé	New	2,600,000	-	-	-	2,600,000
1027	Maldives Police Service		P-MPS001-012	Construction of Hulhumalé Police Station	On-going	1,252,281	-	-	-	1,252,281
1063	MOE / Male School Construction		P-SCH028-001	Construction of New School - Hulhumalé	Pre-tendering	54,000,000	-	-	-	54,000,000
1163	Ministry of Health		P-HLT029-001	Traditional & Complimentary Medicine Centre	New	7,950,000	-	-	-	7,950,000
1192	National Drug Agency		P-RHB004-001	Estab. Of Residential Facility to treat Children	New	19,125,000	-	-	-	19,125,000
1192	National Drug Agency		P-RHB005-001	Estab. Of Residential Facility to treat Women	New	7,490,000	-	-	-	7,490,000

BA	Office	Island	Code	Project Name	Status	Domestic Budget	Loan	Grant	Trust Fund	Total
1215	Ministry of Youth, Sports & Community Empowerment		P-HYS006-029	Estab. Of Football Training School - Hulhumale	On-going	4,000,000	-	-	-	4,000,000
1224	Ministry of National Planning and Infrastructure		P-OTH001-001	15*_ Maldives Urban Development Resilience Project	Tendering					
1224	Ministry of National Planning and Infrastructure		P-OFF001-001	Construction Of WNPI Office Building	Awarded	153,690,400	-	-	-	153,690,400
1229	Ministry of Environment		P-OTH007-001	6*_ Project to Examine the Quality of the Wind	New					
1265	MOF / Special Budget		P-LND001-001	Purchasing Land For Diplomatic Enclave	New	1,000,000,000	-	-	-	1,000,000,000
1272	Ministry of Finance		P-HDC001-102	Hulhumale Island Development Project	On-going	-	201,474,202	-	-	201,474,202
1510	Ministry Of Gender, Family and Social Services		P-SOC041-001	Estab. Elderly Day Care Centre - Hulhumale	New	7,070,000	-	-	-	7,070,000
1529	Ministry of Housing & Urban Development		P-HOU012-001	8*_ Development of 1500 Units - Phase 2	Retention					
1529	Ministry of Housing & Urban Development		P-HOU013-001	9*_ Construction of 485 Housing Units	On-going					
		Male' City				475,785,969	305,400,000	33,526,052	4,439,000	819,151,021
1027	Maldives Police Service		P-MPS010-003	13*_ Investigation Sector Development Project	On-going					
1027	Maldives Police Service		P-MPS005-400	Construction of 10 Storey Building - Fourwind	On-going	21,669,647	-	-	-	21,669,647
1025	Maldives Correctional Service		P-PEN011-001	Relocation of Male Jail	New	20,000,000	-	-	-	20,000,000
1063	MOE / Male' School Construction		P-MOE063-001	Construction of Dhanuwantha School	Pre-tendering	65,000,000	-	-	-	65,000,000
1063	MOE / Male' School Construction		P-SCH029-001	Construction of CHSE 8 Storey Building	Tendering	21,625,000	-	-	-	21,625,000
1129	Ministry of Higher Education		P-JUN005-001	Estab. Of State of Art TIVET Institution - Male	New	13,575,000	-	-	-	13,575,000
1130	Maldives National University		P-CHE001-006	Establishment of Medical School	On-going	1,300,000	-	33,526,052	-	34,826,052
1192	National Drug Agency		P-RHB001-001	Upgrade of Community Service Centre - Male	Awarded	1,189,610	-	-	-	1,189,610
1215	Ministry of Youth, Sports & Community Empowerment		P-HYS005-001	Devel. Of Henveru Football Ground - Male	Tendering	3,800,000	-	-	-	3,800,000
1215	Ministry of Youth, Sports & Community Empowerment		P-HYS002-013	Development Of Youth Centre - Male' City	On-going	11,025,000	-	-	-	11,025,000
1215	Ministry of Youth, Sports & Community Empowerment		P-SPT134-001	Estab. Of Futsal Ground - Male Galolhu	New	1,460,979	-	-	-	1,460,979
1215	Ministry of Youth, Sports & Community Empowerment		P-SPT136-001	Indoor Court for Indian Ocean Island Games	New	20,000,000	-	-	-	20,000,000
1215	Ministry of Youth, Sports & Community Empowerment		P-SPT137-001	Indoor Basket Court for Indian Ocean Island Games	New	10,000,000	-	-	-	10,000,000
1224	Ministry of National Planning and Infrastructure		P-OTH001-001	15*_ Maldives Urban Development Resilience Project	Tendering					
1224	Ministry of National Planning and Infrastructure		P-OFF002-001	Renovating Min. Of Foreign Affairs	New	420,000	-	-	-	420,000
1224	Ministry of National Planning and Infrastructure		P-HTE061-009	Upgrading Roads - Male	New	78,956,674	-	-	-	78,956,674
1224	Ministry of National Planning and Infrastructure		P-HTE072-001	Male - Hulhule Bridge Project	Retention	4,491,374	-	-	-	4,491,374
1224	Ministry of National Planning and Infrastructure		P-HTE072-002	Male Industrial Village - South West Harbour	Retention	4,293,800	-	-	-	4,293,800
1224	Ministry of National Planning and Infrastructure		P-HTE072-004	Construction of King Salman Mosque - Male' City	On-going	18,804,241	-	-	-	18,804,241
1224	Ministry of National Planning and Infrastructure		P-HTE072-007	Greater Male Connectivity Project (Male - Thilafushi Bridge)	New	105,186,992	305,400,000	-	-	410,586,992
1224	Ministry of National Planning and Infrastructure		P-HTE164-002	East Coast Redevelopment - Male	On-going	23,386,462	-	-	-	23,386,462
1229	Ministry of Environment		P-OTH007-001	6*_ Project to Examine the Quality of the Wind	New					

BA Office	Island	Code	Project Name	Status	Domestic Budget	Loan	Grant	Trust Fund	Total
1229 Ministry of Environment		P-OTH006-001	Estab. Ambient Air Quality Monitoring Station - Male	New	-	-	-	4,439,000	4,439,000
1233 Ministry of Fisheries, Marine Resources and Agriculture		P-FIS007-001	7*- Estab. Plant and Animal Quarantine Services in Business Harbours	New	-	-	-	-	-
1242 People's Majlis		P-MAJ001-001	Peoples Majlis New Building	On-going	16,976,190	-	-	-	16,976,190
1276 Local Government Authority		P-LCL022-001	Construction Of Council Office - Male City	New	18,000,000	-	-	-	18,000,000
1264 Department of Judicial Administration		P-CRT004-001	Construction Of Niyaavehi (10 Storey Building)	New	10,000,000	-	-	-	10,000,000
1510 Ministry Of Gender, Family and Social Services		P-SOC043-001	Estab. Day Care Centre - Male	New	4,625,000	-	-	-	4,625,000
	AA.Himandhoo				14,710,917			2,993,323	17,704,240
1062 MOE / Aolli School Construction		P-SCH068-001	School 3 Storey Building (12 Class Room) - AA.Himandhoo	New	5,250,000	-	-	-	5,250,000
1224 Ministry of National Planning and Infrastructure		P-HBR063-001	Developing Harbour - AA.Himandhoo	On-going	3,460,917	-	-	-	3,460,917
1224 Ministry of National Planning and Infrastructure		P-WAS057-001	Estab. Water & Sewerage System - AA.Himandhoo	Pre-tendering	-	-	-	2,993,323	2,993,323
1229 Ministry of Environment		P-MEE001-110	12*- Estab. Water Supply in 4 Islands and Drinking Water Preservation System in 2*	On-going	-	-	-	-	-
1215 Ministry of Youth, Sports & Community Empowerment		P-SOC035-001	Devel. Of Youth Centre - AA.Himandhoo	New	6,000,000	-	-	-	6,000,000
	AA.Bodufulhadhoo				7,360,094				7,360,094
1224 Ministry of National Planning and Infrastructure		P-LND002-001	1*- Land Reclamation - Multiple Islands	New	-	-	-	-	-
1224 Ministry of National Planning and Infrastructure		P-WAS087-001	Estab. Water & Sewerage System - AA.Bodufulhadhoo	New	4,412,647	-	-	-	4,412,647
1229 Ministry of Environment		P-MEE001-110	12*- Estab. Water Supply in 4 Islands and Drinking Water Preservation System in 2*	On-going	-	-	-	-	-
1240 Ministry of Islamic Affairs		P-MSQ007-001	Construction Of Mosque - AA.Bodufulhadhoo	Awarded	2,147,447	-	-	-	2,147,447
1062 MOE / Aolli School Construction		P-SCH113-001	School Building (4 Classroom) - AA. Bodufulhadhoo	New	800,000	-	-	-	800,000
	AA.Mathiveri				2,900,000			11,471,313	14,371,313
1062 MOE / Aolli School Construction		P-SCH070-001	School 3 Storey Building (12 Class & Hall) - AA.Mathiveri	New	2,900,000	-	-	-	2,900,000
1224 Ministry of National Planning and Infrastructure		P-CPT036-001	Coastal Protection - AA.Mathiveri	New	-	-	-	2,387,500	2,387,500
1224 Ministry of National Planning and Infrastructure		P-SAN022-001	Estab. Sewerage System - AA.Mathiveri	On-going	-	-	-	7,517,471	7,517,471
1224 Ministry of National Planning and Infrastructure		P-WAT014-001	Estab. Water System - AA.Mathiveri	Pre-tendering	-	-	-	1,566,342	1,566,342
1229 Ministry of Environment		P-MEE001-110	12*- Estab. Water Supply in 4 Islands and Drinking Water Preservation System in 2*	On-going	-	-	-	-	-
	AA.Maahos				7,300,000				7,300,000
1062 MOE / Aolli School Construction		P-MOE001-069	School Building (4 Class & Multi Purp. Hall) - AA.Maahos	New	2,500,000	-	-	-	2,500,000
1224 Ministry of National Planning and Infrastructure		P-WAS069-001	23*- Water and Sewerage Project in 34 Islands	Tendering	-	-	-	-	-
1224 Ministry of National Planning and Infrastructure		P-HTE011-127	Upgrading Harbour - AA.Maahos	New	4,800,000	-	-	-	4,800,000
	AA.Feridhoo				5,135,523				5,135,523
1163 Ministry of Health		P-HLT045-001	Health Centre Extension - AA.Feridhoo	New	2,327,500	-	-	-	2,327,500
1224 Ministry of National Planning and Infrastructure		P-WAS027-001	Estab. Water & Sewerage System - AA.Feridhoo	Pre-tendering	2,808,023	-	-	-	2,808,023

BA Office	Island	Code	Project Name	Status	Domestic Budget	Loan	Grant	Trust Fund	Total
	AA.Rasdhoo				7,736,395			6,041,304	13,777,699
1062	MOE / Atoll School Construction	P-SCH069-001	School Building (3 Class & Multi Purp. Hall) - AA.Atoll	New	2,000,000	-	-	-	2,000,000
1215	Ministry of Youth, Sports & Community Empowerment	P-HYS091-001	Estab. Of Futsal Ground - AA.Rasdhoo	Pre-tendering	3,250,000	-	-	-	3,250,000
1224	Ministry of National Planning and Infrastructure	P-CPT024-001	Coastal Protection - AA.Rasdhoo	On-going	-	-	-	179,962	179,962
1224	Ministry of National Planning and Infrastructure	P-HTE011-141	Developing Breakwater - AA.Rasdhoo	Retention	286,395	-	-	-	286,395
1224	Ministry of National Planning and Infrastructure	P-MEE015-004	Estab. RO Plant & Water Storage Tank - AA.Rasdhoo	On-going	-	-	-	5,861,342	5,861,342
1163	Ministry of Health	P-MOH091-001	Atoll Hospital Extension - AA.Rasdhoo	New	2,200,000	-	-	-	2,200,000
	AA.Ukulhas				17,023,939				17,023,939
1163	Ministry of Health	P-HLT044-001	Health Centre Extension - AA.Ukulhas	New	2,275,000	-	-	-	2,275,000
1215	Ministry of Youth, Sports & Community Empowerment	P-SOC034-001	Devel. Of Youth Centre - AA.Ukulhas	New	2,225,000	-	-	-	2,225,000
1224	Ministry of National Planning and Infrastructure	P-LND002-001	1*_ Land Reclamation - Multiple Islands	New	-	-	-	-	-
1224	Ministry of National Planning and Infrastructure	P-AIC001-001	Estab. Artificial Intelligence Conference Hall - AA.Ukulhas	Retention	523,939	-	-	-	523,939
1224	Ministry of National Planning and Infrastructure	P-HBR081-001	Devel. Breakwater at Ferry Terminal - AA.Ukulhas	New	10,000,000	-	-	-	10,000,000
1062	MOE / Atoll School Construction	P-SCH111-001	School Building (12 Classroom) - AA.Ukulhas	New	2,000,000	-	-	-	2,000,000
	AA.Thoddoo				16,784,552				16,784,552
1062	MOE / Atoll School Construction	P-SCH018-001	School Building (12 Class & Multi Purp. Hall) - AA.Thoddoo	Awarded	8,064,216	-	-	-	8,064,216
1163	Ministry of Health	P-HLT046-001	Health Centre New Building - AA.Thoddoo	New	2,000,000	-	-	-	2,000,000
1215	Ministry of Youth, Sports & Community Empowerment	P-SPT094-001	Estab. Of Outdoor Gym - AA.Thoddoo	Pre-tendering	175,000	-	-	-	175,000
1215	Ministry of Youth, Sports & Community Empowerment	P-SPT095-001	Devel. Fence on Volley Court - AA.Thoddoo	Tendering	175,000	-	-	-	175,000
1215	Ministry of Youth, Sports & Community Empowerment	P-SPT096-001	Estab. Of Futsal Ground - AA.Thoddoo	Retention	70,336	-	-	-	70,336
1224	Ministry of National Planning and Infrastructure	P-WAS069-001	23*_ Water and Sewerage Project in 34 Islands	Tendering	-	-	-	-	-
1224	Ministry of National Planning and Infrastructure	P-HBR082-001	Reconstruction of Harbour - AA.Thoddoo	New	6,300,000	-	-	-	6,300,000
	Adh.Maamigili				20,077,558				20,077,558
1013	Maldives National Defense Force	P-NSC001-001	14*_ Estab. Radar System	On-going	-	-	-	-	-
1062	MOE / Atoll School Construction	P-SCH071-001	School New Building (Class, AV Room & Hall) - Adh.Atoll	New	5,000,000	-	-	-	5,000,000
1215	Ministry of Youth, Sports & Community Empowerment	P-SPT065-001	Devel. Of Football Ground - Adh.Maamigili	On-going	1,577,558	-	-	-	1,577,558
1224	Ministry of National Planning and Infrastructure	P-ROD044-001	Developing Roads - Adh.Maamigili	New	10,000,000	-	-	-	10,000,000
1163	Ministry of Health	P-HLT068-001	Health Centre Upgrade - Adh.Maamigili	New	3,500,000	-	-	-	3,500,000
	Adh.Fenfushi				13,591,132			2,000,000	15,591,132
1062	MOE / Atoll School Construction	P-SCH072-001	School Building (4 Class Room) - Adh.Fenfushi	New	1,000,000	-	-	-	1,000,000
1224	Ministry of National Planning and Infrastructure	P-HBR083-001	Upgrading Harbour - Adh.Fenfushi	New	7,450,000	-	-	-	7,450,000
1224	Ministry of National Planning and Infrastructure	P-SAN010-001	Estab. Sewerage System - Adh.Fenfushi	On-going	-	-	-	2,000,000	2,000,000

BA	Office	Island	Code	Project Name	Status	Domestic Budget	Loan	Grant	Trust Fund	Total
1224	Ministry of National Planning and Infrastructure		P-WAT032-001	Estab. Water System - Adh.Fenfushi	Tendering	3,141,132	-	-	-	3,141,132
1215	Ministry of Youth, Sports & Community Empowerment		P-SPT006-001	Devel. Of Football Ground - Adh.Fenfushi	New	2,000,000	-	-	-	2,000,000
1224	Ministry of National Planning and Infrastructure	Adh. Hanyameedhoo		Upgrading Harbour - Adh.Hanyameedhoo	Tendering	9,425,000	-	-	6,832,744	16,257,744
1224	Ministry of National Planning and Infrastructure		P-HBR049-001	Upgrading Harbour - Adh.Hanyameedhoo	Tendering	7,400,000	-	-	-	7,400,000
1224	Ministry of National Planning and Infrastructure		P-MEE103-001	Estab. Water System - Adh.Hanyameedhoo	Tendering	-	-	-	4,500,000	4,500,000
1224	Ministry of National Planning and Infrastructure		P-WAS065-001	Estab. Sewerage System - Adh.Hanyameedhoo	On-going	-	-	-	2,332,744	2,332,744
1276	Local Government Authority		P-LCL018-001	Construction Of Council Office - Adh.Hanyameedhoo	New	2,025,000	-	-	-	2,025,000
1215	Ministry of Youth, Sports & Community Empowerment	Adh. Kumburudhoo		Estab. Of Futsal Ground - Adh.Kunburudhoo	New	1,555,000	-	-	2,928,284	4,483,284
1224	Ministry of National Planning and Infrastructure		P-SPT097-001	Estab. Of Futsal Ground - Adh.Kunburudhoo	New	1,555,000	-	-	-	1,555,000
1224	Ministry of National Planning and Infrastructure		P-WAS031-001	Estab. Water & Sewerage System - Adh.Kunburudhoo	Pre-tendering	-	-	-	2,928,284	2,928,284
1229	Ministry of Environment		P-MEE001-110	12* Estab. Water Supply in 4 Islands and Drinking Water Preservation System in 2*	On-going	5,672,126	-	-	1,350,000	7,022,126
1062	MOE / Atoll School Construction	Adh. Mahibadhoo		School Building (12 Classroom) - Adh.Mahibadhoo	Awarded	4,368,198	-	-	-	4,368,198
1224	Ministry of National Planning and Infrastructure		P-PT037-001	Coastal Protection - Adh.Mahibadhoo	New	-	-	-	1,350,000	1,350,000
1224	Ministry of National Planning and Infrastructure		P-HTE011-154	Developing Harbour - Adh.Mahibadhoo	Retention	803,928	-	-	-	803,928
1224	Ministry of National Planning and Infrastructure		P-ROD027-001	Developing Roads - Adh.Mahibadhoo	New	500,000	-	-	-	500,000
1224	Ministry of National Planning and Infrastructure	Adh. Omadhoo		Coastal Protection - Adh.Omadhoo	Tendering	-	-	-	24,817,559	24,817,559
1224	Ministry of National Planning and Infrastructure		P-CPT003-001	Coastal Protection - Adh.Omadhoo	Tendering	-	-	-	19,450,766	19,450,766
1224	Ministry of National Planning and Infrastructure		P-WAS064-001	Estab. Sewerage System - Adh.Omadhoo	On-going	-	-	-	3,149,788	3,149,788
1224	Ministry of National Planning and Infrastructure		P-WA1015-001	Estab. Water System - Adh.Omadhoo	Pre-tendering	-	-	-	2,217,005	2,217,005
1224	Ministry of National Planning and Infrastructure	Adh. Mandhoo		Developing Harbour - Adh.Mandhoo	Tendering	7,100,000	-	-	-	7,100,000
1224	Ministry of National Planning and Infrastructure		P-HBR021-001	Developing Harbour - Adh.Mandhoo	Tendering	7,100,000	-	-	-	7,100,000
1163	Ministry of Health	Adh. Dhangethi		Upgrading Health Centre - Adh.Dhangethi	New	2,387,500	-	2,457,609	660,782	5,505,891
1224	Ministry of National Planning and Infrastructure		P-WAS069-001	23* Water and Sewerage Project in 34 Islands	Tendering	-	-	-	-	2,387,500
1224	Ministry of National Planning and Infrastructure		P-WA1029-001	Estab. Water System - Adh.Dhangethi	Retention	-	-	-	660,782	660,782
1240	Ministry of Islamic Affairs		P-MSQ014-001	Construction Of Mosque - Adh.Dhangethi	Awarded	-	-	2,457,609	-	2,457,609
1224	Ministry of National Planning and Infrastructure	Adh. Dhidhdhoo		Developing Harbour - Adh.Dhidhdhoo	Pre-tendering	7,900,000	-	-	1,703,556	9,603,556
1224	Ministry of National Planning and Infrastructure		P-HBR051-001	Developing Harbour - Adh.Dhidhdhoo	Pre-tendering	7,900,000	-	-	-	7,900,000
1224	Ministry of National Planning and Infrastructure		P-WAS030-001	Estab. Water & Sewerage System - Adh.Dhidhdhoo	Pre-tendering	-	-	-	1,703,556	1,703,556

BA	Office	Island	Code	Project Name	Status	Domestic Budget	Loan	Grant	Trust Fund	Total
		Adh.Dhigurah				4,375,000				4,375,000
1163	Ministry of Health		P-HL1021-001	Purchase of Laboratory Equipments - Adh.Dhigurah	New	2,875,000	-	-	-	2,875,000
1224	Ministry of National Planning and Infrastructure		P-WAS069-001	23* _ Water and Sewerage Project in 34 Islands	Tendering					
1240	Ministry of Islamic Affairs		P-MSQ022-001	Construction Of Mosque - Adh.Dhigurah	New	1,500,000	-	-	-	1,500,000
		V.Fulidhoo				961,624			500,000	1,461,624
1224	Ministry of National Planning and Infrastructure		P-WAS069-001	23* _ Water and Sewerage Project in 34 Islands	Tendering					
1224	Ministry of National Planning and Infrastructure		P-CPT038-001	Coastal Protection - V.Fulidhoo	New	-	-	-	500,000	500,000
1224	Ministry of National Planning and Infrastructure		P-HTE081-001	Developing Jetty - V.Fulidhoo	On-going	211,624	-	-	-	211,624
1062	MOE / Atoll School Construction		P-SCH116-001	School Building (Multi Purp. Hall) - V.Fulidhoo	New	750,000	-	-	-	750,000
		V.Feildhoo				9,987,601			500,000	10,487,601
1062	MOE / Atoll School Construction		P-SCH019-001	School Building (Multi Purp. Hall) - V.Feildhoo	Awarded	2,113,513	-	-	-	2,113,513
1215	Ministry of Youth, Sports & Community Empowerment		P-SPT126-001	Estab. Of Outdoor Gym - V.Feildhoo	Pre-tendering	175,000	-	-	-	175,000
1224	Ministry of National Planning and Infrastructure		P-WAS069-001	23* _ Water and Sewerage Project in 34 Islands	Tendering					
1224	Ministry of National Planning and Infrastructure		P-CPT039-001	Coastal Protection - V.Feildhoo	New	-	-	-	500,000	500,000
1224	Ministry of National Planning and Infrastructure		P-HBR037-001	Developing Harbour - V.Feildhoo	On-going	7,699,088	-	-	-	7,699,088
		V.Thinadhoo				2,065,000				2,065,000
1224	Ministry of National Planning and Infrastructure		P-WAS069-001	23* _ Water and Sewerage Project in 34 Islands	Tendering					
1224	Ministry of National Planning and Infrastructure		P-HBR084-001	Upgrading Harbour - V.Thinadhoo	New	2,065,000	-	-	-	2,065,000
		V.Rakeedhoo				13,212,500			1,514,608	14,727,108
1224	Ministry of National Planning and Infrastructure		P-HBR022-001	Developing Harbour - V.Rakeedhoo	Tendering	7,400,000	-	-	-	7,400,000
1224	Ministry of National Planning and Infrastructure		P-WAS073-001	Estab. Water & Sewerage System - V.Rakeedhoo	Pre-tendering				1,514,608	1,514,608
1276	Local Government Authority		P-LCL012-001	Construction Of Council Office - V.Rakeedhoo	New	5,812,500	-	-	-	5,812,500
		V.Keyodhoo				11,781,413			2,372,746	14,154,159
1062	MOE / Atoll School Construction		P-MOE023-001	School Building (3 Class & Office) - V.Keyodhoo	New	2,912,500	-	-	-	2,912,500
1062	MOE / Atoll School Construction		P-SCH020-001	School Building (Multi Purp. Hall) - V.Keyodhoo	Awarded	2,113,513	-	-	-	2,113,513
1215	Ministry of Youth, Sports & Community Empowerment		P-SPT098-001	Devel. Of Football Ground - V.Keyodhoo	On-going	2,900,000	-	-	-	2,900,000
1215	Ministry of Youth, Sports & Community Empowerment		P-SPT022-001	Estab. Of Futsal Ground - V.Keyodhoo	Pre-tendering	140,000	-	-	-	140,000
1224	Ministry of National Planning and Infrastructure		P-HBR003-001	Developing Harbour - V.Keyodhoo	On-going	3,715,400	-	-	-	3,715,400
1224	Ministry of National Planning and Infrastructure		P-WAS035-001	Estab. Water & Sewerage System - V.Keyodhoo	Pre-tendering				2,372,746	2,372,746
		M.Raiymandhoo				5,128,859				5,128,859
1224	Ministry of National Planning and Infrastructure		P-HTE046-010	Developing Jetty - M.Raiymandhoo	New	1,050,000	-	-	-	1,050,000
1224	Ministry of National Planning and Infrastructure		P-SAN006-001	Estab. Sewerage System - M.Raiymandhoo	Pre-tendering	1,618,859	-	-	-	1,618,859

BA	Office	Island	Code	Project Name	Status	Domestic Budget	Loan	Grant	Trust Fund	Total
1229	Ministry of Environment		P-MEE001-110	12* Estab. Water Supply in 4 Islands and Drinking Water Preservation System in 2£	On-going					
1276	Local Government Authority		P-LCL019-001	Construction Of Council Office - M.Raimandhoo	New	2,460,000	-	-	-	2,460,000
1224	Ministry of National Planning and Infrastructure	M.Veyvah	P-HTE046-010	Estab. Water & Sewerage System - M.Veyvah	New	20,586,452	-	-	-	20,586,452
1224	Ministry of National Planning and Infrastructure		P-SAN006-001	Reconstruction of Harbour - M.Veyvah	New	2,323,183	-	-	-	2,323,183
1264	Department of Judicial Administration		P-MEE001-110	Construction Of Magistrate Court - M.Veyvah	New	17,545,269	-	-	-	17,545,269
1229	Ministry of Environment		P-LCL019-001	12* Estab. Water Supply in 4 Islands and Drinking Water Preservation System in 2£	On-going	720,000	-	-	-	720,000
1224	Ministry of National Planning and Infrastructure	M.Maduvvari	P-WAS069-001	23* Water and Sewerage Project in 34 Islands	Tendering	2,350,000	-	-	-	2,350,000
1224	Ministry of National Planning and Infrastructure		P-HBR097-001	Developing Breakwater - M.Maduvvari	New	2,350,000	-	-	-	2,350,000
1013	Maldives National Defense Force	M.Muli	P-NSC001-001	14* Estab. Radar System	On-going	8,633,252	-	-	-	8,633,252
1013	Maldives National Defense Force		P-HOU016-001	MNDF Accommodation building - M.Muli	New	1,425,000	-	-	-	1,425,000
1215	Ministry of Youth, Sports & Community Empowerment		P-HYS105-001	Estab. Of Futsal Ground - M.Muli	Retention	58,252	-	-	-	58,252
1224	Ministry of National Planning and Infrastructure		P-WAS069-001	23* Water and Sewerage Project in 34 Islands	Tendering					
1224	Ministry of National Planning and Infrastructure		P-AIR003-001	Estab. Of Airport - M.Muli	Pre-tendering	1,000,000	-	-	-	1,000,000
1224	Ministry of National Planning and Infrastructure		P-HBR085-001	Reconstruction of Harbour - M.Muli	New	6,150,000	-	-	-	6,150,000
1215	Ministry of Youth, Sports & Community Empowerment	M.Dhiggaru	P-SPT067-001	Devel. Of Football Ground - M.Dhiggaru	Pre-tendering	8,180,000	-	-	4,580,732	12,760,732
1224	Ministry of National Planning and Infrastructure		P-CPT004-001	Coastal Protection - M.Dhiggaru	Pre-tendering	3,250,000	-	-	-	3,250,000
1224	Ministry of National Planning and Infrastructure		P-HBR086-001	Upgrading Harbour - M.Dhiggaru	Pre-tendering	4,800,000	-	-	4,580,732	4,800,000
1224	Ministry of National Planning and Infrastructure		P-HTE011-029	Land Reclamation - M.Dhiggaru	New	130,000	-	-	-	130,000
1229	Ministry of Environment		P-MEE001-110	12* Estab. Water Supply in 4 Islands and Drinking Water Preservation System in 2£	On-going					
1062	MOE / Atoll School Construction	M.Naalaafushi	P-SCH073-001	School 2 Storey Building - M.Naalaafushi	New	2,072,060	-	-	2,929,958	5,002,018
1215	Ministry of Youth, Sports & Community Empowerment		P-SPT099-001	Estab. Of Outdoor Gym - M.Naalaafushi	Pre-tendering	1,300,000	-	-	-	1,300,000
1215	Ministry of Youth, Sports & Community Empowerment		P-HYS006-014	Estab. Of Futsal Ground - M.Naalaafushi	Retention	175,000	-	-	-	175,000
1224	Ministry of National Planning and Infrastructure		P-HTE011-157	Developing Breakwater - M.Naalaafushi	Retention	31,800	-	-	-	31,800
1224	Ministry of National Planning and Infrastructure		P-ROD004-001	Estab. Causeway - M.Muli & Naalaafushi	Retention	355,260	-	-	-	355,260
1224	Ministry of National Planning and Infrastructure		P-WAS059-001	Estab. Water & Sewerage System - M.Naalaafushi	Pre-tendering	210,000	-	-	-	210,000
1229	Ministry of Environment		P-MEE001-110	12* Estab. Water Supply in 4 Islands and Drinking Water Preservation System in 2£	On-going					
1229	Ministry of Environment		P-MEE001-110	12* Estab. Water Supply in 4 Islands and Drinking Water Preservation System in 2£	On-going					

BA Office	Island	Code	Project Name	Status	Domestic Budget	Loan	Grant	Trust Fund	Total
	M. Kolhufushi				52,403,270		1,500,000	7,689,133	61,992,403
1062	MOE / Atoll School Construction	P-SCH074-001	School Building (Office) - M. Atoll	New	1,875,000	-	-	-	1,875,000
1062	MOE / Atoll School Construction	P-SCH021-001	School Building (5 Class & Multi Purp. Hall) - M. Kolhufushi	Tendering	4,500,000	-	-	-	4,500,000
1215	Ministry of Youth, Sports & Community Empowerment	P-SPT052-001	Estab. Of Futsal Ground - M. Kolhufushi	Retention	65,018	-	-	-	65,018
1224	Ministry of National Planning and Infrastructure	P-HTE011-143	10* Reconstruction of Habours (IDB)	Retention	-	-	-	-	-
1224	Ministry of National Planning and Infrastructure	P-WAS069-001	23* Water and Sewerage Project in 34 Islands	Tendering	-	-	-	-	-
1224	Ministry of National Planning and Infrastructure	P-CPT014-001	Coastal Protection - M. Kolhufushi	Pre-tendering	-	-	-	7,689,133	7,689,133
1224	Ministry of National Planning and Infrastructure	P-RDD042-001	Developing Roads - M. Kolhufushi	New	500,000	-	-	-	500,000
1276	Local Government Authority	P-LCL010-001	Installing Street Lights - M. Kolhufushi	On-going	-	-	1,500,000	-	1,500,000
1529	Ministry of Housing & Urban Development	P-HOU002-001	Construction Of 100 Housing Unit - M. Kolhufushi	Awarded	45,463,252	-	-	-	45,463,252
	M. Mulah				11,935,000			5,895,407	17,830,407
1062	MOE / Atoll School Construction	P-SCH075-001	School 3 Storey Building - M. Mulah	New	2,500,000	-	-	-	2,500,000
1163	Ministry of Health	P-HLT047-001	Health Centre Extension - M. Mulah	New	2,275,000	-	-	-	2,275,000
1215	Ministry of Youth, Sports & Community Empowerment	P-SOC014-001	Development Of Youth Centre - M. Mulah	Pre-tendering	560,000	-	-	-	560,000
1224	Ministry of National Planning and Infrastructure	P-CPT015-001	Coastal Protection - M. Mulah	Pre-tendering	-	-	-	5,895,407	5,895,407
1224	Ministry of National Planning and Infrastructure	P-RDD017-001	Developing Roads - M. Mulah	New	5,000,000	-	-	-	5,000,000
1233	Ministry of Fisheries, Marine Resources and Agriculture	P-FIS009-001	Estab. Of Value Added Fish Factory - M. Mulah	New	1,600,000	-	-	-	1,600,000
	F. Bileidhoo				5,835,112			5,119,652	10,954,764
1062	MOE / Atoll School Construction	P-SCH080-001	School Building (Multi Purp. Hall) - F. Bileidhoo	New	2,100,000	-	-	-	2,100,000
1163	Ministry of Health	P-HLT022-001	Upgrading Health Centre - F. Bileidhoo	On-going	89,987	-	-	-	89,987
1276	Local Government Authority	P-LCL021-001	Construction Of Council Office - F. Bileidhoo	New	3,200,000	-	-	-	3,200,000
1215	Ministry of Youth, Sports & Community Empowerment	P-SPT046-001	Development Of Volley Court - F. Bileidhoo	Retention	14,945	-	-	-	14,945
1224	Ministry of National Planning and Infrastructure	P-WAS069-001	23* Water and Sewerage Project in 34 Islands	Tendering	-	-	-	-	-
1224	Ministry of National Planning and Infrastructure	P-LND006-001	Land Reclamation - F. Bileidhoo	New	130,000	-	-	-	130,000
1224	Ministry of National Planning and Infrastructure	P-HTE159-001	Developing Breakwater - F. Bileidhoo	Retention	300,180	-	-	-	300,180
1224	Ministry of National Planning and Infrastructure	P-SAN020-001	Estab. Sewerage System - F. Bileidhoo	On-going	-	-	-	5,119,652	5,119,652

BA	Office	Island	Code	Project Name	Status	Domestic Budget	Loan	Grant	Trust Fund	Total
		F.Magoodhoo				15,410,446	-	-	-	15,410,446
1215	Ministry of Youth, Sports & Community Empowerment		P-SOC021-001	Devel. Of Youth Centre - F.Magoodhoo	New	1,937,500	-	-	-	1,937,500
1224	Ministry of National Planning and Infrastructure		P-LND002-001	1* - Land Reclamation - Multiple Islands	New					
1224	Ministry of National Planning and Infrastructure		P-WAS070-001	Estab. Water & Sewerage System - F.Magoodhoo	Pre-tendering	13,472,946	-	-	-	13,472,946
		F.Feeli				6,611,289	-	-	2,331,572	8,942,861
1163	Ministry of Health		P-HLTD49-001	Health Centre New Building - F.Feeli	New	2,200,000	-	-	-	2,200,000
1215	Ministry of Youth, Sports & Community Empowerment		P-SPT101-001	Devel. Of Indoor Volley Court - F.Feeli	New	1,547,500	-	-	-	1,547,500
1224	Ministry of National Planning and Infrastructure		P-LND002-001	1* - Land Reclamation - Multiple Islands	New					
1224	Ministry of National Planning and Infrastructure		P-WAT034-001	Estab. Water System - F.Feeli	New	2,863,789	-	-	-	2,863,789
1224	Ministry of National Planning and Infrastructure		P-SAN018-001	Estab. Sewerage System - F.Feeli	On-going	-	-	-	2,331,572	2,331,572
		F.Nilandhoo				13,157,192	-	-	10,812,927	23,970,119
1062	MOE / Atoll School Construction		P-MOE001-161	School Building (8 Class, 2 Lab & Hall) - F.Atoll	On-going	409,820	-	-	-	409,820
1215	Ministry of Youth, Sports & Community Empowerment		P-SPT047-001	Development Of Football Ground - F.Nilandhoo	On-going	1,577,558	-	-	-	1,577,558
1224	Ministry of National Planning and Infrastructure		P-HTE011-114	Developing Harbour - F.Nilandhoo	Retention	1,474,814	-	-	-	1,474,814
1224	Ministry of National Planning and Infrastructure		P-WAT030-001	Estab. Water System - F.Nilandhoo	On-going	-	-	-	10,812,927	10,812,927
1240	Ministry of Islamic Affairs		P-MSQ017-001	Construction Of Mosque - F.Nilandhoo	Pre-tendering	2,095,000	-	-	-	2,095,000
1510	Ministry Of Gender, Family and Social Services		P-SOC040-001	Estab. Family & Childrens Service Centre - F.Nilandhoo	New	7,600,000	-	-	-	7,600,000
		F.Dharanbhoodhoo				450,000	-	-	-	450,000
1224	Ministry of National Planning and Infrastructure		P-WAS069-001	23* - Water and Sewerage Project in 34 Islands	Tendering					
1224	Ministry of National Planning and Infrastructure		P-HBR052-001	Upgrading Harbour - F.Dharanbhoodhoo	Tendering	450,000	-	-	-	450,000
		Dh.Hulhudheli				10,004,264	-	-	-	10,004,264
1215	Ministry of Youth, Sports & Community Empowerment		P-HYS113-001	Estab. Of Futsal Ground - Dh.Hulhudheli	New	1,555,000	-	-	-	1,555,000
1224	Ministry of National Planning and Infrastructure		P-WA T042-001	Estab. Water System - Dh.Hulhudheli	New	2,299,264	-	-	-	2,299,264
1224	Ministry of National Planning and Infrastructure		P-HBR024-001	Upgrading Harbour - Dh.Hulhudheli	Tendering	6,150,000	-	-	-	6,150,000
1229	Ministry of Environment		P-MEE001-110	12* - Estab. Water Supply in 4 Islands and Drinking Water Preservation System in 25	On-going					
		Dh.Rinbudhoo				20,869,990	-	-	-	20,869,990
1224	Ministry of National Planning and Infrastructure		P-WAS089-001	Estab. Water & Sewerage System - Dh.Rinbudhoo	New	2,950,000	-	-	-	2,950,000
1224	Ministry of National Planning and Infrastructure		P-HBR023-001	Developing Harbour - Dh.Rinbudhoo	On-going	17,919,990	-	-	-	17,919,990
		Dh.Bandidhoo				1,555,000	-	-	-	1,555,000
1215	Ministry of Youth, Sports & Community Empowerment		P-SPT102-001	Estab. Of Futsal Ground - Dh.Bandidhoo	New	1,555,000	-	-	-	1,555,000
1224	Ministry of National Planning and Infrastructure		P-WAS069-001	23* - Water and Sewerage Project in 34 Islands	Tendering					
1229	Ministry of Environment		P-MEE001-110	12* - Estab. Water Supply in 4 Islands and Drinking Water Preservation System in 25	On-going					

BA Office	Island	Code	Project Name	Status	Domestic Budget	Loan	Grant	Trust Fund	Total
	Dh. Meedhoo				17,037,500				17,037,500
1215	Ministry of Youth, Sports & Community Empowerment	P-SOC022-001	Devel. Of Youth Centre - Dh.Meedhoo	New	2,437,500	-	-	-	2,437,500
1224	Ministry of National Planning and Infrastructure	P-WAS069-001	23* Water and Sewerage Project in 34 Islands	Tendering					
1224	Ministry of National Planning and Infrastructure	P-HBR025-001	Upgrading Harbour - Dh. Meedhoo	Pre-tendering	10,825,000	-	-	-	10,825,000
1229	Ministry of Environment	P-MEE001-110	12* Estab. Water Supply in 4 Islands and Drinking Water Preservation System in 2*	On-going					
1240	Ministry of Islamic Affairs	P-MSQ021-001	Construction Of Mosque - Dh.Meedhoo	New	1,775,000	-	-	-	1,775,000
1062	MOE / Atoll School Construction	P-SCH115-001	School Building (Multi Purp. Hall) - Dh.Meedhoo	New	2,000,000	-	-	-	2,000,000
1062	MOE / Atoll School Construction	P-MOE057-001	School Building (9 Classroom) - Dh.Kudahuvadhoo	On-going	24,969,415				24,969,415
1163	Ministry of Health	P-HLT006-001	Hospital New Building - Dh.Kudahuvadhoo	Pre-tendering	1,506,015	-	-	-	1,506,015
1215	Ministry of Youth, Sports & Community Empowerment	P-SPT103-001	Devel. Of Football Ground - Dh.Kudahuvadhoo	Tendering	8,000,000	-	-	-	8,000,000
1224	Ministry of National Planning and Infrastructure	P-HTE158-001	11* Installing Street Lights in Road Devel. Islands	On-going	3,800,000	-	-	-	3,800,000
1224	Ministry of National Planning and Infrastructure	P-SAN028-001	22* Provision of Water Supply Sanitation and Waste Management Project	On-going					
1224	Ministry of National Planning and Infrastructure	P-DRG009-001	Estab. Drainage System - Dh.Kudahuvadhoo	New	500,000	-	-	-	500,000
1224	Ministry of National Planning and Infrastructure	P-HBR053-001	Developing Regional Harbour - Dh.Kudahuvadhoo	Pre-tendering	6,400,000	-	-	-	6,400,000
1224	Ministry of National Planning and Infrastructure	P-HTE061-005	Developing Roads - Dh.Kudahuvadhoo	New	2,163,400	-	-	-	2,163,400
1276	Local Government Authority	P-LCL006-001	Construction Of Council Office - Dh.Kudahuvadhoo	Tendering	2,600,000	-	-	-	2,600,000
	Dh. Maanenboodhoo				4,873,089				4,873,089
1062	MOE / Atoll School Construction	P-SCH022-001	School Building (Multi Purp. Hall) - Dh.Maaenboodhoo	Awarded	2,601,464	-	-	-	2,601,464
1215	Ministry of Youth, Sports & Community Empowerment	P-HYS072-001	Estab. Of Futsal Ground - Dh.Maaenboodhoo	On-going	350,000	-	-	-	350,000
1224	Ministry of National Planning and Infrastructure	P-LND002-001	1*_ Land Reclamation - Multiple Islands	New					
1224	Ministry of National Planning and Infrastructure	P-WAT048-001	Estab. Water System - Dh. Maaenboodhoo	New	1,921,616	-	-	-	1,921,616
	Th. Buruni				3,950,000			5,213,689	9,163,689
1062	MOE / Atoll School Construction	P-SCH082-001	School Building (6 Classroom) - Th. Buruni	New	1,300,000	-	-	-	1,300,000
1224	Ministry of National Planning and Infrastructure	P-CPT016-001	Coastal Protection - Th. Buruni	Pre-tendering				5,213,689	5,213,689
1224	Ministry of National Planning and Infrastructure	P-WAT044-001	Estab. Water System - Th. Buruni	New	2,650,000	-	-	-	2,650,000
	Th. Vilufushi				33,431,390			4,457,000	37,888,390
1163	Ministry of Health	P-HLT023-001	Upgrading Health Centre - Th. Vilufushi	On-going	93,213	-	-	-	93,213
1163	Ministry of Health	P-HLT060-001	Hospital New Building - Th. Vilufushi	New	8,000,000	-	-	-	8,000,000
1215	Ministry of Youth, Sports & Community Empowerment	P-SPT031-001	Devel. Of Youth Centre - Th. Vilufushi	New	1,937,500	-	-	-	1,937,500
1215	Ministry of Youth, Sports & Community Empowerment	P-SPT032-001	Devel. Of Football Ground - Th. Vilufushi	Awarded	1,554,127	-	-	-	1,554,127
1224	Ministry of National Planning and Infrastructure	P-HTE158-001	11* Installing Street Lights in Road Devel. Islands	On-going					

BA Office	Island	Code	Project Name	Status	Domestic Budget	Loan	Grant	Trust Fund	Total
1224	Ministry of National Planning and Infrastructure	P-SAN028-001	22*_ Provision of Water Supply Sanitation and Waste Management Project	On-going	-	-	-	4,457,000	4,457,000
1224	Ministry of National Planning and Infrastructure	P-CPT040-001	Devel. Swimming Area & Coastal Protection - Th.Vilufushi	New	-	-	-	-	-
1276	Local Government Authority	P-SOC006-001	Construction Of Funeral Home - Th.Vilufushi	Tendering	770,150	-	-	-	770,150
1529	Ministry of Housing & Urban Development	P-HOU018-001	Completion Of 56 Housing Units - Th.Vilufushi	New	19,076,400	-	-	-	19,076,400
1062	MOE / Atoll School Construction	P-SCH112-001	Finishing School 2 Storey Building - Th. Vilufushi	New	2,000,000	-	-	-	2,000,000
	Th.Madifushi				10,625,966				10,625,966
1062	MOE / Atoll School Construction	P-SCH085-001	School Building (Multi Purp. Hall) - Th. Madifushi	New	1,500,000	-	-	-	1,500,000
1062	MOE / Atoll School Construction	P-MOE001-165	School Building (Class Rooms) - Th. Madifushi	On-going	950,000	-	-	-	950,000
1224	Ministry of National Planning and Infrastructure	P-HBR040-001	Developing Breakwater - Th.Madifushi	On-going	2,481,014	-	-	-	2,481,014
1224	Ministry of National Planning and Infrastructure	P-HTE011-117	Developing Harbour - Th. Madifushi	Retention	1,324,011	-	-	-	1,324,011
1224	Ministry of National Planning and Infrastructure	P-MEE058-001	Estab. Water System - Th. Madifushi	Pre-tendering	1,967,941	-	-	-	1,967,941
1276	Local Government Authority	P-LCL007-001	Construction Of Council Office - Th.Madifushi	Tendering	2,403,000	-	-	-	2,403,000
	Th.Veymandoo				14,002,637				14,002,637
1062	MOE / Atoll School Construction	P-SCH084-001	School 3 Storey Building - Th. Veymandoo	New	2,250,000	-	-	-	2,250,000
1062	MOE / Atoll School Construction	P-SCH023-001	School Building (Multi Purp. Hall) - Th. Veymandoo	Awarded	2,594,839	-	-	-	2,594,839
1163	Ministry of Health	P-HLT024-001	Upgrading of Hospital - Th.Veymandoo	On-going	117,853	-	-	-	117,853
1163	Ministry of Health	P-MOH090-001	Atoll Hospital Extension - Th.Veymandoo	New	2,200,000	-	-	-	2,200,000
1215	Ministry of Youth, Sports & Community Empowerment	P-HYS084-001	Estab. Of Futsal Ground - Th. Veymandoo	Retention	31,279	-	-	-	31,279
1215	Ministry of Youth, Sports & Community Empowerment	P-SOC033-001	Devel. Of Youth Centre - Th. Veymandoo	New	2,023,665	-	-	-	2,023,665
1224	Ministry of National Planning and Infrastructure	P-SAN011-001	21*_ Sanitation in 5 Islands	On-going	-	-	-	-	-
1224	Ministry of National Planning and Infrastructure	P-DRG010-001	Estab. Drainage System - Th. Veymandoo	New	2,400,000	-	-	-	2,400,000
1224	Ministry of National Planning and Infrastructure	P-WAT045-001	Estab. Water System - Th.Veymandoo	New	2,200,000	-	-	-	2,200,000
1224	Ministry of National Planning and Infrastructure	P-ROD006-001	Estab. Causeway - Th.Veymandoo & Kinbidhoo	Pre-tendering	185,001	-	-	-	185,001
	Th.Thimarafushi				75,704,408			3,166,000	78,870,408
1215	Ministry of Youth, Sports & Community Empowerment	P-SPT108-001	Devel. Of Football Ground - Th.Thimarafushi	Awarded	4,990,685	-	-	-	4,990,685
1224	Ministry of National Planning and Infrastructure	P-CPT042-001	Coastal Protection - Th. Thimarafushi	New	-	-	-	3,166,000	3,166,000
1224	Ministry of National Planning and Infrastructure	P-DRG011-001	Estab. Drainage System - Th. Thimarafushi	New	500,000	-	-	-	500,000
1224	Ministry of National Planning and Infrastructure	P-ROD007-001	Developing Roads - Th. Thimarafushi	Tendering	36,004,723	-	-	-	36,004,723
1529	Ministry of Housing & Urban Development	P-HOU004-001	Construction Of 100 Housing Unit - Th. Thimarafushi	Tendering	30,709,000	-	-	-	30,709,000
1163	Ministry of Health	P-HLT065-001	Health Centre Upgrade - Th. Thimarafushi	New	3,500,000	-	-	-	3,500,000

BA	Office	Island	Code	Project Name	Status	Domestic Budget	Loan	Grant	Trust Fund	Total
		Th. Hirirlandhoo				2,600,000				2,600,000
1062	MOE / Atoll School Construction		P-SCH081-001	School 3 Storey Building - Th. Hirirlandhoo	New	2,500,000	-	-	-	2,500,000
1215	Ministry of Youth, Sports & Community Empowerment		P-HYS070-001	Estab. Of Futsal Ground - Th. Hirirlandhoo	Ongoing	160,000	-	-	-	160,000
1224	Ministry of National Planning and Infrastructure		P-LND002-001	1* _ Land Reclamation - Multiple Islands	New					
1224	Ministry of National Planning and Infrastructure		P-WAS069-001	23* _ Water and Sewerage Project in 34 Islands	Tendering					
		Th. Kandoodhoo				24,106,573				24,106,573
1062	MOE / Atoll School Construction		P-MOE001-071	School Building (3 Class Rooms) - Th. Kandoodhoo	Ongoing	43,003	-	-	-	43,003
1163	Ministry of Health		P-HLT050-001	Health Centre New Building - Th. Kandoodhoo	New	2,200,000	-	-	-	2,200,000
1215	Ministry of Youth, Sports & Community Empowerment		P-SPT104-001	Devel. Of Football Ground - Th. Kandoodhoo	New	5,862,500	-	-	-	5,862,500
1224	Ministry of National Planning and Infrastructure		P-HBR087-001	Reconstruction of Harbour - Th. Kandoodhoo	New	10,760,000	-	-	-	10,760,000
1224	Ministry of National Planning and Infrastructure		P-WAS041-001	Estab. Water & Sewerage System - Th. Kandoodhoo	Ongoing	5,241,070	-	-	-	5,241,070
1229	Ministry of Environment		P-MEE001-110	12* _ Estab. Water Supply in 4 Islands and Drinking Water Preservation System in 25	Ongoing					
		Th. Kinbidhoo				59,649,231				59,649,231
1163	Ministry of Health		P-HLT051-001	Health Centre Building - Th. Kinbidhoo	New	2,600,000	-	-	-	2,600,000
1215	Ministry of Youth, Sports & Community Empowerment		P-SPT105-001	Estab. Of Futsal Ground - Th. Kinbidhoo	Tendering	450,000	-	-	-	450,000
1215	Ministry of Youth, Sports & Community Empowerment		P-SPT106-001	Estab. Of Outdoor Gym - Th. Kinbidhoo	Pre-tendering	175,000	-	-	-	175,000
1224	Ministry of National Planning and Infrastructure		P-LND007-001	Land Reclamation & Devel. Beach - Th. Kinbidhoo	New	45,000,000	-	-	-	45,000,000
1224	Ministry of National Planning and Infrastructure		P-WAS099-001	Estab. Water & Sewerage System - Th. Kinbidhoo	Ongoing	11,424,231	-	-	-	11,424,231
1229	Ministry of Environment		P-MEE001-110	12* _ Estab. Water Supply in 4 Islands and Drinking Water Preservation System in 25	Ongoing					
		Th. Omadhoo				25,350,962				25,350,962
1062	MOE / Atoll School Construction		P-SCH083-001	School 3 Storey Building & Wall - Th. Omadhoo	New	2,875,000	-	-	-	2,875,000
1224	Ministry of National Planning and Infrastructure		P-WAS090-001	Estab. Water & Sewerage System - Th. Omadhoo	New	2,650,000	-	-	-	2,650,000
1224	Ministry of National Planning and Infrastructure		P-HBR027-001	Developing Harbour - Th. Omadhoo	Ongoing	19,825,962	-	-	-	19,825,962
1229	Ministry of Environment		P-MEE001-110	12* _ Estab. Water Supply in 4 Islands and Drinking Water Preservation System in 25	Ongoing					
		Th. Vandhoo				7,786,484			2,592,727	10,379,211
1224	Ministry of National Planning and Infrastructure		P-CPT006-001	Coastal Protection - Th. Vandhoo	Pre-tendering				2,592,727	2,592,727
1224	Ministry of National Planning and Infrastructure		P-WAS040-001	Estab. Water & Sewerage System - Th. Vandhoo	Ongoing	5,786,484	-	-	-	5,786,484
1229	Ministry of Environment		P-MEE001-110	12* _ Estab. Water Supply in 4 Islands and Drinking Water Preservation System in 25	Ongoing					
1240	Ministry of Islamic Affairs		P-MSQ020-001	Construction Of Mosque - Th. Vandhoo	New	2,000,000	-	-	-	2,000,000
		Th. Dhiyamigili				956,144			4,836,613	5,794,757
1215	Ministry of Youth, Sports & Community Empowerment		P-SPT107-001	Devel. Of Football Ground - Th. Dhiyamigili	Awarded	596,144	-	-	-	596,144
1215	Ministry of Youth, Sports & Community Empowerment		P-HYS117-001	Estab. Of Futsal Ground - Th. Dhiyamigili	Tendering	360,000	-	-	-	360,000

BA Office	Island	Code	Project Name	Status	Domestic Budget	Loan	Grant	Trust Fund	Total
1224	Ministry of National Planning and Infrastructure	P-CPT041-001	Coastal Protection - Th. Dhiyamigili	New	-	-	-	2,912,500	2,912,500
1224	Ministry of National Planning and Infrastructure	P-WAT017-001	Estab. Water System - Th. Dhiyamigili	Pre-tendering	-	-	-	1,926,113	1,926,113
1229	Ministry of Environment	P-MEE001-110	12* _ Estab. Water Supply in 4 Islands and Drinking Water Preservation System in 2:	On-going	-	-	-	-	-
	Th. Gaadhiffushi				3,680,000			7,296,990	10,976,990
1062	MOE / Atoll School Construction	P-SCH100-001	School Building (10 Classroom) - Th. Gaadhiffushi	New	2,125,000	-	-	-	2,125,000
1215	Ministry of Youth, Sports & Community Empowerment	P-SPT109-001	Estab. Of Futsal Ground - Th. Thimarafushi	New	1,555,000	-	-	-	1,555,000
1224	Ministry of National Planning and Infrastructure	P-CPT043-001	Coastal Protection - Th. Gaadhiffushi	New	-	-	-	2,452,000	2,452,000
1224	Ministry of National Planning and Infrastructure	P-WAS038-001	Estab. Water & Sewerage System - Th. Gaadhiffushi	On-going	-	-	-	4,844,990	4,844,990
1229	Ministry of Environment	P-MEE001-110	12* _ Estab. Water Supply in 4 Islands and Drinking Water Preservation System in 2:	On-going	-	-	-	-	-
	Th. Guraidhoo				46,941,568			1,069,128	48,010,696
1062	MOE / Atoll School Construction	P-SCH086-001	School Building (6 Class, Counseling & Health) - Th. Atoll	New	1,500,000	-	-	-	1,500,000
1062	MOE / Atoll School Construction	P-SCH024-001	School Building (Multi Purp. Hall) - Th. Guraidhoo	Awarded	2,113,513	-	-	-	2,113,513
1215	Ministry of Youth, Sports & Community Empowerment	P-SPT051-001	Estab. Of Futsal Ground - Th. Guraidhoo	Retention	67,258	-	-	-	67,258
1224	Ministry of National Planning and Infrastructure	P-SAN028-001	22* _ Provision of Water Supply Sanitation and Waste Management Project	On-going	-	-	-	-	-
1224	Ministry of National Planning and Infrastructure	P-HBR026-001	Reconstruction of Harbour - Th. Guraidhoo	On-going	23,308,707	-	-	-	23,308,707
1224	Ministry of National Planning and Infrastructure	P-HTE095-001	Coastal Protection - Th. Guraidhoo	Retention	-	-	-	1,069,128	1,069,128
1224	Ministry of National Planning and Infrastructure	P-ROD005-001	Developing Roads - Th. Guraidhoo	Pre-tendering	17,652,090	-	-	-	17,652,090
1264	Department of Judicial Administration	P-CRT001-001	Construction Of Magistrate Court - Th. Guraidhoo	New	2,300,000	-	-	-	2,300,000
	L. Kalaidhoo				7,916,434				7,916,434
1215	Ministry of Youth, Sports & Community Empowerment	P-SOC023-001	Devel. Of Youth Centre - L. Kalaidhoo	On-going	818,000	-	-	-	818,000
1224	Ministry of National Planning and Infrastructure	P-DRG012-001	Estab. Water and Sewerage system - L. Kalaidhoo	New	2,650,000	-	-	-	2,650,000
1224	Ministry of National Planning and Infrastructure	P-ROD009-001	Estab. Causeway - L. Kalaidhoo & Dhanbidhoo	Pre-tendering	2,194,458	-	-	-	2,194,458
1240	Ministry of Islamic Affairs	P-MAI001-078	Construction Of Mosque - L. Kalaidhoo	Awarded	2,253,976	-	-	-	2,253,976
	L. Isidhoo				16,622,232				16,622,232
1062	MOE / Atoll School Construction	P-SCH025-001	School Building (Multi Purp. Hall) - L. Isidhoo	Awarded	3,093,009	-	-	-	3,093,009
1163	Ministry of Health	P-MOH007-123	Upgrading of Health Centre - L. Isidhoo	Retention	34,903	-	-	-	34,903
1215	Ministry of Youth, Sports & Community Empowerment	P-HYS006-008	Devel. Of Football Ground - L. Isidhoo	On-going	659,320	-	-	-	659,320
1224	Ministry of National Planning and Infrastructure	P-WAS069-001	23* _ Water and Sewerage Project in 34 Islands	Tendering	-	-	-	-	-
1224	Ministry of National Planning and Infrastructure	P-HBR028-001	Upgrading Harbour - L. Isidhoo	Tendering	9,100,000	-	-	-	9,100,000
1276	Local Government Authority	P-LCL002-001	Construction Of Council Office - L. Isidhoo	Tendering	2,510,000	-	-	-	2,510,000
1215	Ministry of Youth, Sports & Community Empowerment	P-SOC036-001	Devel. Of Youth Centre - L. Isidhoo	New	1,225,000	-	-	-	1,225,000

BA	Office	Island	Code	Project Name	Status	Domestic Budget	Loan	Grant	Trust Fund	Total
		L. Maabaidhoo				6,549,044	-	-	-	6,549,044
1215	Ministry of Youth, Sports & Community Empowerment		P-SPT110-001	Estab. Of Outdoor Gym - L. Maabaidhoo	Pre-tendering	175,000	-	-	-	175,000
1215	Ministry of Youth, Sports & Community Empowerment		P-SO024-001	Devel. Of Youth Centre - L. Maabaidhoo	Awarded	156,572	-	-	-	156,572
1224	Ministry of National Planning and Infrastructure		P-WAS069-001	23* _ Water and Sewerage Project In 34 Islands	Tendering					
1224	Ministry of National Planning and Infrastructure	L. Dhanbidhoo	P-HBR029-001	Developing Entrance Channel - L. Maabaidhoo	On-going	6,217,472	-	-	-	6,217,472
1215	Ministry of Youth, Sports & Community Empowerment		P-SO025-001	Devel. Of Youth Centre - L. Dhanbidhoo	New	1,937,500	-	-	-	1,937,500
1224	Ministry of National Planning and Infrastructure		P-WAT047-001	Estab. Water System - L. Dhanbidhoo	New	1,715,273	-	-	-	1,715,273
1224	Ministry of National Planning and Infrastructure		P-HTE011-099	Developing Harbour - L. Dhanbidhoo	Retention	914,527	-	-	-	914,527
		L. Mundoo				9,200,000	-	-	-	9,200,000
1224	Ministry of National Planning and Infrastructure		P-DRG013-001	Estab. Water and Sewerage system - L. Mundoo	New	4,700,000	-	-	-	4,700,000
1224	Ministry of National Planning and Infrastructure		P-HTE011-023	Developing Harbour - L. Mundoo	New	4,500,000	-	-	-	4,500,000
1062	MOE / Atoll School Construction	L. Gan	P-SCH090-001	Ihaidhoo School 6 Class & Mukurimagu School Office	New	56,589,479	-	-	2,989,884	59,579,363
1204	Ministry of Tourism		P-TRN001-001	5* _ Estab. Marina and Yachting Facilities in 5 Regional Hubs	New	1,550,000	-	-	-	1,550,000
1215	Ministry of Youth, Sports & Community Empowerment		P-SPT112-001	Upgrading Zone Stadium - L. Gan	New	2,000,000	-	-	-	2,000,000
1215	Ministry of Youth, Sports & Community Empowerment		P-SPT113-001	Devel. Of Football Ground - L. Gan	Awarded	3,732,805	-	-	-	3,732,805
1215	Ministry of Youth, Sports & Community Empowerment		P-SPT114-001	Estab. Of Futsal Ground - L. Gan Mukurimagu	On-going	520,000	-	-	-	520,000
1224	Ministry of National Planning and Infrastructure		P-HTE011-143	10* _ Reconstruction of Harbours (IDB)	Retention					
1224	Ministry of National Planning and Infrastructure		P-SAN028-001	22* _ Provision of Water Supply Sanitation and Waste Management Project	On-going					
1224	Ministry of National Planning and Infrastructure		P-WAS069-001	23* _ Water and Sewerage Project in 34 Islands	Tendering					
1224	Ministry of National Planning and Infrastructure		P-R00008-001	Developing Roads - L. Gan	Pre-tendering	6,216,674	-	-	-	6,216,674
1224	Ministry of National Planning and Infrastructure		P-HBR096-001	Upgrading Harbour - L. Gan	New	4,000,000	-	-	-	4,000,000
1229	Ministry of Environment		P-OTH005-001	Estab. Regional Water Research Laboratory - L. Gan	New	-	-	-	2,989,884	2,989,884
1233	Ministry of Fisheries, Marine Resources and Agriculture		P-FIS007-001	7* _ Estab. Plant and Animal Quarantine Services in Business Harbours	New					
1510	Ministry Of Gender, Family and Social Services		P-SO042-001	Estab. Elderly Day Care Centre - L. Gan	New	7,070,000	-	-	-	7,070,000
1027	Maldives Police Service		P-MPS020-001	Finishing of Police Accommodation - L. Gan	New	1,500,000	-	-	-	1,500,000
1163	Ministry of Health		P-HLT067-001	Tertiary Hospital Building - L. Gan	New	30,000,000	-	-	-	30,000,000
		L. Maamendhoo				9,350,000	-	-	-	9,350,000
1163	Ministry of Health		P-HLT052-001	Upgrading Health Centre (Laboratory) - L. Maamendhoo	New	2,275,000	-	-	-	2,275,000
1215	Ministry of Youth, Sports & Community Empowerment		P-SPT111-001	Devel. Of Football Ground - L. Maamendhoo	New	7,075,000	-	-	-	7,075,000
1224	Ministry of National Planning and Infrastructure		P-WAS069-001	23* _ Water and Sewerage Project in 34 Islands	Tendering					

BA Office	Island	Code	Project Name	Status	Domestic Budget	Loan	Grant	Trust Fund	Total
	L. Fonadhoo				36,009,071	-	4,525,709	-	40,534,780
1016	Ministry of Home Affairs	P-PEN004-001	Estab. Of Juvenile Justice Unit - L. Fonadhoo	New	2,900,000	-	-	-	2,900,000
1027	Maldives Police Service	P-POL006-001	Const. of Police Station Building - L. Fonadhoo	New	2,100,000	-	-	-	2,100,000
1215	Ministry of Youth, Sports & Community Empowerment	P-SOC031-001	Fin. Baraasilu Boahage & Kurimagu Youth Centre - L. Fonadhoo	Tendering	280,000	-	-	-	280,000
1224	Ministry of National Planning and Infrastructure	P-HTE011-150	Developing Harbour Key Wall - L. Fonadhoo	Retention	333,943	-	-	-	333,943
1224	Ministry of National Planning and Infrastructure	P-ROD018-001	Developing Roads - L. Fonadhoo	On-going	17,523,048	-	-	-	17,523,048
1240	Ministry of Islamic Affairs	P-MSQ016-001	Construction Of Mosque - L. Fonadhoo	Awarded	-	-	4,525,709	-	4,525,709
1510	Ministry Of Gender, Family and Social Services	P-MLG003-001	Estab. Family & Childrens Service Centre - L. Fonadhoo	Retention	522,080	-	-	-	522,080
1014	National Disaster Management Authority	P-OTH003-001	Estab. of State of Art Regional Emergency Operation Centre	New	5,600,000	-	-	-	5,600,000
1062	MOE / Atoll School Construction	P-SCH105-001	School Building (12 Classroom) - L. Fonadhoo	New	5,250,000	-	-	-	5,250,000
1224	Ministry of National Planning and Infrastructure	P-ROD018-002	Developing Roads - L. Fonadhoo	New	1,500,000	-	-	-	1,500,000
	L. Hithadhoo				3,982,534	-	-	-	3,982,534
1062	MOE / Atoll School Construction	P-SCH087-001	School 2 Storey Building (4 Class) - L. Hithadhoo	New	1,125,000	-	-	-	1,125,000
1215	Ministry of Youth, Sports & Community Empowerment	P-SPT026-001	Estab. Of Futsal Ground - L. Hithadhoo	Pre-tendering	390,000	-	-	-	390,000
1224	Ministry of National Planning and Infrastructure	P-ROD010-001	Estab. Causeway - L. Hithadhoo & Kunahandhoo	Pre-tendering	194,458	-	-	-	194,458
1224	Ministry of National Planning and Infrastructure	P-WAS043-001	Estab. Water & Sewerage System - L. Hithadhoo	Pre-tendering	2,273,076	-	-	-	2,273,076
	L. Kunahandhoo				3,572,750	-	-	-	3,572,750
1062	MOE / Atoll School Construction	P-SCH088-001	School Building (3 Classroom) - L. Kunahandhoo	New	1,375,000	-	-	-	1,375,000
1224	Ministry of National Planning and Infrastructure	P-WAS042-001	Estab. Water & Sewerage System - L. Kunahandhoo	Pre-tendering	2,197,750	-	-	-	2,197,750
	L. Maavah				38,117,165	-	-	8,124,348	46,241,513
1062	MOE / Atoll School Construction	P-SCH089-001	School Building (9 Classroom) - L. Maavah	New	1,750,000	-	-	-	1,750,000
1062	MOE / Atoll School Construction	P-MOE043-001	School Building (5 Class & Mult.P. Hall) - L. Maavah	Awarded	7,074,924	-	-	-	7,074,924
1224	Ministry of National Planning and Infrastructure	P-LND002-001	1* - Land Reclamation - Multiple Islands	New	-	-	-	-	-
1224	Ministry of National Planning and Infrastructure	P-WAT046-001	Estab. Water System - L. Maavah	Awarded	14,866,635	-	-	-	14,866,635
1224	Ministry of National Planning and Infrastructure	P-HBR055-001	Developing Breakwater - L. Maavah	On-going	14,425,606	-	-	-	14,425,606
1224	Ministry of National Planning and Infrastructure	P-SAN015-001	Estab. Sewerage System - L. Maavah	On-going	-	-	-	8,124,348	8,124,348
	GA. Kolamaafushi				20,382,090	-	-	-	20,382,090
1062	MOE/ Atoll school construction	P-SCH091-001	School Building (Multi Purp. Hall) - GA. Atoll	New	2,600,000	-	-	-	2,600,000
1224	Ministry of National Planning and Infrastructure	P-WAS092-001	2* - Outer Islands Harbour, Water Supply and Sewerage Facilities Project	New	-	-	-	-	-
1224	Ministry of National Planning and Infrastructure	P-LND008-001	Land Reclamation - GA. Kolamaafushi	New	130,000	-	-	-	130,000
1224	Ministry of National Planning and Infrastructure	P-ROD019-001	Developing Roads - GA. Kolamaafushi	Pre-tendering	17,652,090	-	-	-	17,652,090

BA	Office	Island	Code	Project Name	Status	Domestic Budget	Loan	Grant	Trust Fund	Total
		GA, Villingili				17,765,189	-	-	-	17,765,189
1013	Maldives National Defense Force		P-NS0001-001	14* _ Estab. Radar System	On-going					
1062	MOE / Atoll School Construction		P-MO0001-099	School Building (12 Classroom) - GA,Atoll	On-going	1,943,326	-	-	-	1,943,326
1163	Ministry of Health		P-MO0007-053	Atoll Hospital Extension - GA,Villingili	New	2,200,000	-	-	-	2,200,000
1215	Ministry of Youth, Sports & Community Empowerment		P-SPT063-001	Devel. Of Football Ground - GA,Villingili	On-going	766,190	-	-	-	766,190
1224	Ministry of National Planning and Infrastructure		P-HTE158-001	11*_ Installing Street Lights in Road Devel. Islands	On-going					
1224	Ministry of National Planning and Infrastructure		P-SAM028-001	22*_ Provision of Water Supply Sanitation and Waste Management Project	On-going					
1224	Ministry of National Planning and Infrastructure		P-HBR041-001	Developing Harbour Phase 2 - GA, Villingili	On-going	7,788,902	-	-	-	7,788,902
1224	Ministry of National Planning and Infrastructure		P-HTE076-001	Developing Harbour - GA, Villingili	On-going	1,366,771	-	-	-	1,366,771
1224	Ministry of National Planning and Infrastructure		P-BRG001-001	Construction Of Bridge - GA, Villingili & Kooldoo	Pre-tendering	1,000,000	-	-	-	1,000,000
1224	Ministry of National Planning and Infrastructure		P-SAM035-001	Estab. Sewerage System for New Settlement - GA, Villingili	New	2,700,000	-	-	-	2,700,000
1529	Ministry of Housing & Urban Development		P-HOU012-001	8*_ Development of 1500 Units - Phase 2	Retention					
		GA, Nilandhoo				3,000,000	-	-	2,405,822	5,405,822
1163	Ministry of Health		P-HL T053-001	Upgrading Health Centre (Laboratory) - GA, Nilandhoo	New	1,000,000	-	-	-	1,000,000
1224	Ministry of National Planning and Infrastructure		P-WAS046-001	Estab. Water & Sewerage System - GA, Nilandhoo	Pre-tendering				2,405,822	2,405,822
1229	Ministry of Environment		P-MEE001-110	12*_ Estab. Water Supply in 5 Islands and Drinking Water Preservation System in 2*	On-going					
1062	MOE / Atoll School Construction		P-MOE001-133	School Building (4 Classroom) - GA, Nilandhoo	New	1,000,000	-	-	-	1,000,000
1163	Ministry of Health		P-HL T061-001	Health Centre Building - GA, Nilandhoo	New	1,000,000	-	-	-	1,000,000
		GA, Maamendhoo				17,477,711	-	-	4,532,370	22,010,081
1163	Ministry of Health		P-HL T054-001	Upgrading Health Centre - GA, Maamendhoo	New	2,000,000	-	-	-	2,000,000
1215	Ministry of Youth, Sports & Community Empowerment		P-SOC030-001	Upgrading Of Youth Centre - GA, Maamendhoo	Tendering	350,000	-	-	-	350,000
1224	Ministry of National Planning and Infrastructure		P-WAS069-001	23*_ Water and Sewerage Project in 34 Islands	Tendering					
1224	Ministry of National Planning and Infrastructure		P-HBR030-001	Developing Breakwater - GA, Maamendhoo	On-going	15,127,711	-	-	-	15,127,711
1224	Ministry of National Planning and Infrastructure		P-SAM025-001	Estab. Sewerage System - GA, Maamendhoo	On-going				4,532,370	4,532,370
1229	Ministry of Environment		P-MEE001-110	12*_ Estab. Water Supply in 4 Islands and Drinking Water Preservation System in 2*	On-going					
		GA, Dhaandhoo				12,371,084	-	-	-	12,371,084
1215	Ministry of Youth, Sports & Community Empowerment		P-SPT048-001	Estab. Of Outdoor Gym - GA, Dhaandhoo	Pre-tendering	175,000	-	-	-	175,000
1224	Ministry of National Planning and Infrastructure		P-LND002-001	1*_ Land Reclamation - Multiple Islands	New					
1224	Ministry of National Planning and Infrastructure		P-WAS069-001	23*_ Water and Sewerage Project in 34 Islands	Tendering					
1224	Ministry of National Planning and Infrastructure		P-HBR088-001	Extension of Harbour - GA, Dhaandhoo	New	7,196,084	-	-	-	7,196,084
1215	Ministry of Youth, Sports & Community Empowerment		P-SPT129-001	Devel. Of Football Ground - GA, Dhaandhoo	New	5,000,000	-	-	-	5,000,000

BA Office	Island	Code	Project Name	Status	Domestic Budget	Loan	Grant	Trust Fund	Total
	GA, Kanduhadhoo				2,938,347	-	-	11,354,589	14,292,936
1062	MOE / Atoll School Construction	P-WOE042-001	School Building (Multi Purp. Hall) - GA, Kanduhadhoo	New	1,500,000	-	-	-	1,500,000
1215	Ministry of Youth, Sports & Community Empowerment	P-SPT028-001	Estab. Of Futsal Ground - GA, Kanduhadhoo	Pre-tendering	540,000	-	-	-	540,000
1224	Ministry of National Planning and Infrastructure	P-HBR058-001	Developing Quay Wall - GA, Kanduhadhoo	On-going	898,347	-	-	-	898,347
1224	Ministry of National Planning and Infrastructure	P-WAS045-001	Estab. Water & Sewerage System - GA, Kanduhadhoo	On-going	-	-	-	11,354,589	11,354,589
	GA, Kondey				7,662,583	-	-	-	7,662,583
1163	Ministry of Health	P-HL T026-001	Upgrading Health Centre (Boundary Wall) - GA, Kondey	On-going	23,976	-	-	-	23,976
1215	Ministry of Youth, Sports & Community Empowerment	P-SPT029-001	Estab. Of Futsal Ground - GA, Kondey	Awarded	1,510,000	-	-	-	1,510,000
1215	Ministry of Youth, Sports & Community Empowerment	P-SPT059-001	Estab. Of Outdoor Gym - GA, Kondey	Pre-tendering	175,000	-	-	-	175,000
1224	Ministry of National Planning and Infrastructure	P-DRG014-001	Estab. Drainage System - GA, Kondey	New	2,241,607	-	-	-	2,241,607
1229	Ministry of Environment	P-MEE001-110	12* - Estab. Water Supply in 4 Islands and Drinking Water Preservation System in 2*	On-going	-	-	-	-	-
1240	Ministry of Islamic Affairs	P-MSO023-001	Construction Of Mosque - GA, Kondey	New	1,200,000	-	-	-	1,200,000
1276	Local Government Authority	P-LCL 003-001	Construction Of Council Office - GA, Kondey	Tendering	2,512,000	-	-	-	2,512,000
	GA, Dhehvadhoo				7,881,392	-	-	500,000	8,381,392
1163	Ministry of Health	P-HL T055-001	Health Centre Extension - GA, Dhehvadhoo	New	2,275,000	-	-	-	2,275,000
1224	Ministry of National Planning and Infrastructure	P-PT044-001	Coastal Protection - GA, Dhehvadhoo	New	-	-	-	500,000	500,000
1224	Ministry of National Planning and Infrastructure	P-WAS044-001	Estab. Water & Sewerage System - GA, Dhehvadhoo	Pre-tendering	2,289,508	-	-	-	2,289,508
1240	Ministry of Islamic Affairs	P-MIA001-065	Construction Of Mosque - GA, Dhehvadhoo	Retention	139,702	-	-	-	139,702
1276	Local Government Authority	P-SOC013-001	Construction Of Funeral Home - GA, Dhehvadhoo	Retention	23,055	-	-	-	23,055
1062	MOE / Atoll School Construction	P-SCH114-001	Sultan Mohamed School 2 Storey Building - GA, Dhehvadhoo	New	1,600,000	-	-	-	1,600,000
1215	Ministry of Youth, Sports & Community Empowerment	P-SPT135-001	Devel. Of Football Ground - GA, Dhehvadhoo	New	1,554,127	-	-	-	1,554,127
	GA, Gemanafushi				6,975,018	-	-	10,317,864	17,292,882
1062	MOE / Atoll School Construction	P-SCH005-001	School Building (10 Classroom) - GA, Gemanafushi	Awarded	6,921,526	-	-	-	6,921,526
1224	Ministry of National Planning and Infrastructure	P-WAS069-001	23* - Water and Sewerage Project in 34 Islands	Tendering	-	-	-	-	-
1224	Ministry of National Planning and Infrastructure	P-PT017-001	Coastal Protection - GA, Gemanafushi	Tendering	-	-	-	5,915,877	5,915,877
1224	Ministry of National Planning and Infrastructure	P-SAN023-001	Estab. Sewerage System - GA, Gemanafushi	On-going	-	-	-	4,401,987	4,401,987
1276	Local Government Authority	P-SOC011-001	Const. Boundary Wall at Cemetery - GA, Gemanafushi	Tendering	15,750	-	-	-	15,750
1276	Local Government Authority	P-SOC012-001	Construction Of Funeral Home - GA, Gemanafushi	Retention	37,742	-	-	-	37,742

BA	Office	Island	Code	Project Name	Status	Domestic Budget	Loan	Grant	Trust Fund	Total
		Gdh. Hoandehdho				9,250,672	-	-	-	9,250,672
1062	MOE / Atoll School Construction	P-MOE001-136	School Building (5 Class & Superv. room) - Gdh. Hoandehdho	Retention	185,672	-	-	-	-	185,672
1215	Ministry of Youth, Sports & Community Empowerment	P-SOC026-001	Devel. Of Youth Centre - Gdh. Hoandehdho	New	4,440,000	-	-	-	-	4,440,000
1224	Ministry of National Planning and Infrastructure	P-WAS092-001	2* _ Outer Islands Harbour, Water Supply and Sewerage Facilities Project	New	-	-	-	-	-	-
1224	Ministry of National Planning and Infrastructure	P-WAS069-001	23* _ Water and Sewerage Project in 34 Islands	Tendering	-	-	-	-	-	-
1229	Ministry of Environment	P-MEE001-110	12* _ Estab. Water Supply in 5 Islands and Drinking Water Preservation System in 2:	On-going	-	-	-	-	-	-
1276	Local Government Authority	P-LCL013-001	Construction Of Council Office- Gdh. Hoandehdho	New	4,625,000	-	-	-	-	4,625,000
1529	Ministry of Housing & Urban Development	P-HOU012-001	8*_ Development of 1500 Units - Phase 2	Retention	-	-	-	-	-	-
		Gdh. Nadella				6,794,920	-	-	2,931,830	9,726,750
1163	Ministry of Health	P-HL T011-001	Upgrading Health Centre (Laboratory) - Gdh. Nadella	On-going	54,920	-	-	-	-	54,920
1215	Ministry of Youth, Sports & Community Empowerment	P-SOC027-001	Devel. Of Youth Centre - Gdh. Nadella	New	4,440,000	-	-	-	-	4,440,000
1215	Ministry of Youth, Sports & Community Empowerment	P-HYS089-001	Devel. Of Sports Infrastructure - Gdh. Nadella	New	2,300,000	-	-	-	-	2,300,000
1224	Ministry of National Planning and Infrastructure	P-WAS060-001	Estab. Water & Sewerage System - Gdh. Nadella	Pre-tendering	-	-	-	-	2,931,830	2,931,830
1229	Ministry of Environment	P-MEE001-110	12* _ Estab. Water Supply in 4 Islands and Drinking Water Preservation System in 2:	On-going	-	-	-	-	-	-
		Gdh. Madaveli				3,735,280	-	-	4,895,486	8,630,766
1163	Ministry of Health	P-HL T010-001	Upgrading Health Centre & Laboratory - Gdh. Madaveli	On-going	3,735,280	-	-	-	-	3,735,280
1224	Ministry of National Planning and Infrastructure	P-LND002-001	1* _ Land Reclamation - Multiple Islands	New	-	-	-	-	-	-
1224	Ministry of National Planning and Infrastructure	P-WAS069-001	23* _ Water and Sewerage Project in 34 Islands	Tendering	-	-	-	-	-	-
1224	Ministry of National Planning and Infrastructure	P-SAN021-001	Estab. Sewerage System - Gdh. Madaveli	On-going	-	-	-	-	4,895,486	4,895,486
1529	Ministry of Housing & Urban Development	P-HOU012-001	8*_ Development of 1500 Units - Phase 2	Retention	-	-	-	-	-	-
		Gdh. Rathafandho				3,386,645	-	-	5,759,306	9,145,951
1224	Ministry of National Planning and Infrastructure	P-CPT007-001	Coastal Protection - Gdh. Rathafandho	Tendering	-	-	-	-	5,759,306	5,759,306
1224	Ministry of National Planning and Infrastructure	P-DRG015-001	Estab. Drainage System - Gdh. Rathafandho	New	3,386,645	-	-	-	-	3,386,645
1229	Ministry of Environment	P-MEE001-110	12* _ Estab. Water Supply in 4 Islands and Drinking Water Preservation System in 2:	On-going	-	-	-	-	-	-
		Gdh. Faresmaathoda				79,256,277	-	-	-	79,256,277
1062	MOE / Atoll School Construction	P-SCH006-001	Upgrading of School Building - Gdh. Faresmaathoda	On-going	2,600,000	-	-	-	-	2,600,000
1215	Ministry of Youth, Sports & Community Empowerment	P-SOC028-001	Devel. Of Youth Centre - Gdh. Faresmaathoda	New	2,375,000	-	-	-	-	2,375,000
1224	Ministry of National Planning and Infrastructure	P-WAS069-001	23* _ Water and Sewerage Project in 34 Islands	Tendering	-	-	-	-	-	-
1224	Ministry of National Planning and Infrastructure	P-AIR004-001	Developing Airpourt - Faresmaathoda	New	53,900,000	-	-	-	-	53,900,000
1224	Ministry of National Planning and Infrastructure	P-HTE011-047	Developing Harbour - Gdh. Faresmaathoda	New	100,000	-	-	-	-	100,000
1224	Ministry of National Planning and Infrastructure	P-ROD025-001	Developing Roads (Airport to Harbour) - Gdh. Faresmaathoda	Pre-tendering	594,000	-	-	-	-	594,000
1224	Ministry of National Planning and Infrastructure	P-ROD026-001	Developing Airport Causeway - Gdh. Faresmaathoda	Pre-tendering	17,415,808	-	-	-	-	17,415,808

BA	Office	Island	Code	Project Name	Status	Domestic Budget	Loan	Grant	Trust Fund	Total
1226	Regional Airports		P-RAP002-002	Land Reclamation For Airport - GDh.Faresmaathoda	Retention	2,271,469	-	-	-	2,271,469
1229	Ministry of Environment		P-MEE001-110	12* - Estab. Water Supply in 4 Islands and Drinking Water Preservation System in 2€	On-going					
		Gdh.Fiyolari				4,614,202	-	-	-	4,614,202
1062	MOE / Atoll School Construction		P-SCH026-001	School Building (6 Classroom) - GDh.Fiyolari	Awarded	2,134,313	-	-	-	2,134,313
1163	Ministry of Health		P-HL T056-001	Health Centre Extension - GDh.Fiyolari	New	2,275,000	-	-	-	2,275,000
1224	Ministry of National Planning and Infrastructure		P-WAS092-001	2* - Outer Islands Harbour, Water Supply and Sewerage Facilities Project	New					
1229	Ministry of Environment		P-MEE001-110	12* - Estab. Water Supply in 4 Islands and Drinking Water Preservation System in 2€	On-going					
1276	Local Government Authority		P-LGA002-022	Construction Of Council Office - GDh.Fiyolari	Retention	204,889	-	-	-	204,889
		Gdh.Vaadho				10,279,250	-	-	-	10,279,250
1062	MOE / Atoll School Construction		P-SCH092-001	School Building (4 Class & Multi Purp. Hall) - GDh.Vaadho	New	3,200,000	-	-	-	3,200,000
1224	Ministry of National Planning and Infrastructure		P-WAS092-001	2* - Outer Islands Harbour, Water Supply and Sewerage Facilities Project	New					
1224	Ministry of National Planning and Infrastructure		P-ROD043-001	Developing Roads - GDh.Vaadho	New	3,204,250	-	-	-	3,204,250
1229	Ministry of Environment		P-WST008-001	Estab. Waste Transfer Station - Huvaadhu Atoll	New	-	-	-	18,046,000	18,046,000
1276	Local Government Authority		P-LCL 014-001	Construction Of Council Office - GDh.Vaadho	New	2,875,000	-	-	-	2,875,000
1264	Department of Judicial Administration		P-CRT005-001	Construction Of Magistrate Court - GDh.Vaadho	New	1,000,000	-	-	-	1,000,000
		Gdh. Gaddho				45,985,218	-	-	-	45,985,218
1062	MOE / Atoll School Construction		P-MOE061-001	School 3 Storey Building - GDh.Atoll	Retention	340,668	-	-	-	340,668
1062	MOE / Atoll School Construction		P-SCH030-001	School Building (Multi Purp. Hall & Office) - GDh.Gaddho	Awarded	2,042,863	-	-	-	2,042,863
1163	Ministry of Health		P-HL T057-001	Health Centre New Building - GDh.Gaddho	New	8,000,000	-	-	-	8,000,000
1215	Ministry of Youth, Sports & Community Empowerment		P-SPT123-001	Estab. Of Outdoor Gym - GDh.Gaddho	Pre-tendering	175,000	-	-	-	175,000
1224	Ministry of National Planning and Infrastructure		P-HBR090-001	Developing New Entrance Chamel - GDh.Gaddho	New	2,050,000	-	-	-	2,050,000
1224	Ministry of National Planning and Infrastructure		P-HBR062-001	Developing Harbour (2nd Phase) - GDh.Gaddho	Retention	855,189	-	-	-	855,189
1224	Ministry of National Planning and Infrastructure		P-ROD012-001	Developing Roads - GDh.Gaddho	Tendering	29,685,936	-	-	-	29,685,936
1240	Ministry of Islamic Affairs		P-MIA001-067	Construction Of Mosque - GDh.Gaddho	Retention	235,562	-	-	-	235,562
1276	Local Government Authority		P-LCL 020-001	Construction Of Council Office - GDh.Gaddho	New	2,600,000	-	-	-	2,600,000
1529	Ministry of Housing & Urban Development		P-HOU012-001	8* - Development of 1500 Units - Phase 2	Retention					
		Gdh.Thinadhoo				155,177,780	-	-	-	155,177,780
1014	National Disaster Management Authority		P-OTH002-001	4* - Estab. Regional Emergency Operation Centre	New					
1016	Ministry of Home Affairs		P-PEN007-001	Estab. Of Juvenile Justice Unit - GDh.Thinadhoo	New	1,375,000	-	-	-	1,375,000
1027	Maldives Police Service		P-POL004-001	Const. of Police Station & Accommodation - GDh.Thinadhoo	Tendering	35,000,000	-	-	-	35,000,000
1130	Maldives National University		P-CHE003-001	MNU Campus (Student Accommodation Block) - GDh.Thinadhoo	New	2,700,000	-	-	-	2,700,000
1130	Maldives National University		P-CHE003-002	MNU Campus (Staff Accommodation Block) - GDh.Thinadhoo	New	1,500,000	-	-	-	1,500,000

BA	Office	Island	Code	Project Name	Status	Domestic Budget	Loan	Grant	Trust Fund	Total
1130	Maldives National University		P-UNI01-0-001	MNU Campus (Extension) - Gdh.Thinadhoo	New	1,750,000	-	-	-	1,750,000
1163	Ministry of Health		P-HL1009-001	Tertiary Hospital Building - Gdh.Thinadhoo	Pre-tendering	60,080,000	-	-	-	60,080,000
1204	Ministry of Tourism		P-TRN001-001	5*- Estab. Marina and Yachting Facilities in 5 Regional Hubs	New	-	-	-	-	-
1215	Ministry of Youth, Sports & Community Empowerment		P-SPT115-001	Upgrading Zone Stadium - Gdh.Thinadhoo	New	7,075,000	-	-	-	7,075,000
1215	Ministry of Youth, Sports & Community Empowerment		P-SPT116-001	Devel. Of Football Ground - Gdh.Thinadhoo	Awarded	3,268,734	-	-	-	3,268,734
1215	Ministry of Youth, Sports & Community Empowerment		P-SPT117-001	Estab. Of Outdoor Gym - Gdh.Thinadhoo	Pre-tendering	175,000	-	-	-	175,000
1215	Ministry of Youth, Sports & Community Empowerment		P-SPT035-003	Estab. Of Indoor Complex - Gdh.Thinadhoo	On-going	600,000	-	-	-	600,000
1224	Ministry of National Planning and Infrastructure		P-HTE158-001	11* _ installing Street Lights in Road Devel. Islands	On-going	-	-	-	-	-
1224	Ministry of National Planning and Infrastructure		P-CPT001-001	Revetment & Coastal Protection - Gdh.Thinadhoo	Tendering	-	-	-	30,000,000	30,000,000
1224	Ministry of National Planning and Infrastructure		P-HBR089-001	Estab. Regional Harbour - Gdh.Thinadhoo	New	12,581,750	-	-	-	12,581,750
1224	Ministry of National Planning and Infrastructure		P-CPT045-001	Devel. East Breakwater & Upgr. Old Jetty - Gdh.Thinadhoo	New	-	-	15,988,750	-	15,988,750
1224	Ministry of National Planning and Infrastructure		P-WAS091-001	Estab. Electricity, Water & Sewerage System - Gdh.Thinadhoo	New	500,000	-	-	-	500,000
1224	Ministry of National Planning and Infrastructure		P-HBR059-001	Developing Ice Plant Jetty - Gdh.Thinadhoo	On-going	4,438,087	-	-	-	4,438,087
1224	Ministry of National Planning and Infrastructure		P-HTE061-002	Developing Roads - Gdh.Thinadhoo	Pre-tendering	22,196,709	-	-	-	22,196,709
1224	Ministry of National Planning and Infrastructure		P-HTE144-001	Museum Park - Gdh.Thinadhoo	On-going	1,937,500	-	-	-	1,937,500
1229	Ministry of Environment		P-WST009-001	Estab. Of Waste Yard (Phase 2) - Gdh.Thinadhoo	New	-	-	-	3,850,000	3,850,000
1229	Ministry of Environment		P-MEE100-001	Estab. Drainage System - Gdh.Thinadhoo	Tendering	-	-	-	32,000,000	32,000,000
1529	Ministry of Housing & Urban Development		P-HOU012-001	8*_ Development of 1500 Units - Phase 2	Retention	-	-	-	-	-
1529	Ministry of Housing & Urban Development		P-HOU013-001	9*_ Construction of 485 Housing Units	On-going	-	-	-	-	-
		Fuvamulah City				163,724,710	60,896,918	11,531,889	9,957,998	246,111,515
1013	Maldives National Defense Force		P-NSC001-001	14*_ Estab. Radar System	On-going	-	-	-	-	-
1062	MOE / Atoll School Construction		P-SCH076-001	Moh. Jalaaludin School Building (16 Class & Comp. Lab)	New	2,500,000	-	-	-	2,500,000
1062	MOE / Atoll School Construction		P-SCH077-001	Haifz Ahmed School 3 Storey Building (16 Classroom)	New	2,250,000	-	-	-	2,250,000
1062	MOE / Atoll School Construction		P-SCH078-001	School Building (12 Classroom) - Gn.Atoll	New	2,000,000	-	-	-	2,000,000
1062	MOE / Atoll School Construction		P-SCH079-001	Fuvamulah School Building (Multi Purp. Hall)	New	2,100,000	-	-	-	2,100,000
1062	MOE / Atoll School Construction		P-MOE044-001	MJM School Building (Multi Purp. Hall) - Fuvamulah	Awarded	3,215,744	-	-	-	3,215,744
1129	Ministry of Higher Education		P-UNI006-001	Estab. Of State of Art TIVET Institution - Fuvamulah	New	13,575,000	-	-	-	13,575,000
1163	Ministry of Health		P-HL1048-001	Development of Hospital - Fuvamulah	New	8,000,000	-	-	-	8,000,000
1163	Ministry of Health		P-HL1012-001	Upgrading of Hospital - Fuvamulah	On-going	233,001	-	-	-	233,001
1215	Ministry of Youth, Sports & Community Empowerment		P-SPT034-001	Devel. Of Sports Complex - Fuvamulah	Pre-tendering	8,000,000	-	-	-	8,000,000
1215	Ministry of Youth, Sports & Community Empowerment		P-SPT100-001	Devel. Of Football Ground - Fuvamulah Dhoodigan	New	2,875,000	-	-	-	2,875,000
1215	Ministry of Youth, Sports & Community Empowerment		P-SPT069-001	Devel. Of Football Ground - Fuvamulah Roadhandu	On-going	3,272,153	-	-	-	3,272,153

BA	Office	Island	Code	Project Name	Status	Domestic Budget	Loan	Grant	Trust Fund	Total
1224	Ministry of National Planning and Infrastructure		P-HTE011-143	10*_ Reconstruction of Harbours (IDB)	Retention	-	60,393,638	11,531,889	9,957,998	81,883,525
1224	Ministry of National Planning and Infrastructure		P-CPT019-001	Coastal Protection - Fuvamulah	On-going	-	-	-	-	-
1224	Ministry of National Planning and Infrastructure		P-TRN004-001	Devel. Central Ferry Terminal - Fuvamulah	New	1,600,000	-	-	-	1,600,000
1224	Ministry of National Planning and Infrastructure		P-HBR033-001	Upgrading Harbour - Fuvamulah	Tendering	22,554,688	-	-	-	22,554,688
1224	Ministry of National Planning and Infrastructure		P-RDD013-001	Developing Roads - Fuvamulah	On-going	60,561,902	-	-	-	60,561,902
1224	Ministry of National Planning and Infrastructure		P-WAS061-001	Estab. Water & Sewerage System - Fuvamulah	Retention	-	503,280	-	-	503,280
1240	Ministry of Islamic Affairs		P-MSQ019-001	Construction Of Mosque - Fuvamulah Dhoodigan	New	2,425,000	-	-	-	2,425,000
1240	Ministry of Islamic Affairs		P-MSQ008-001	Construction Of Mosque (Masjidul Hudha) - Fuvamulah	Pre-tendering	2,900,000	-	-	-	2,900,000
1240	Ministry of Islamic Affairs		P-SOC001-001	Estab. Centre For Quran - Fuvamulah	Pre-tendering	2,267,993	-	-	-	2,267,993
1529	Ministry of Housing & Urban Development		P-HOU012-001	8*_ Development of 1500 Units - Phase 2	Retention	-	-	-	-	-
1529	Ministry of Housing & Urban Development		P-HOU003-001	Estab. Landscape & Fence at Flat Area - Fuvamulah	Awarded	13,294,229	-	-	-	13,294,229
1130	Maldives National University		P-UNI011-001	Estab. Of ICT Faculty Building - Fuvamulah	New	5,000,000	-	-	-	5,000,000
1215	Ministry of Youth, Sports & Community Empowerment		P-SPT130-001	Estab. Of Synthetic Track - Fuvamulah	New	5,000,000	-	-	-	5,000,000
		S. Hulhuthoo				30,097,638	-	6,014,971	3,891,614	40,004,223
1062	MOE / Atoll School Construction		P-SCH095-001	School Building (5 Classroom) - S. Atoll	New	1,425,000	-	-	-	1,425,000
1062	MOE / Atoll School Construction		P-SCH007-001	School Building (5 Classroom) - S. Hulhuthoo	Awarded	3,701,460	-	-	-	3,701,460
1163	Ministry of Health		P-HLT013-001	Upgrading Health Centre - S. Hulhuthoo	On-going	3,371,623	-	-	-	3,371,623
1215	Ministry of Youth, Sports & Community Empowerment		P-SPT119-001	Devel. Of Football Ground - S. Hulhuthoo	Pre-tendering	3,749,555	-	-	-	3,749,555
1224	Ministry of National Planning and Infrastructure		P-REC021-001	17*_ Addu City Development Project - Land Reclamation	Tendering	-	-	-	-	-
1224	Ministry of National Planning and Infrastructure		P-RDD031-001	19*_ Developing Roads - S. Hulhuthoo and S. Meedhoo	On-going	-	-	-	-	-
1224	Ministry of National Planning and Infrastructure		P-RDD029-001	20*_ Addu City Development Project - Developing Road	Tendering	-	-	-	-	-
1224	Ministry of National Planning and Infrastructure		P-SAN028-001	22*_ Provision of Water Supply Sanitation and Waste Management Project	On-going	-	-	-	-	-
1224	Ministry of National Planning and Infrastructure		P-HBR092-001	Developing Harbour - S. Hulhuthoo	New	8,550,000	-	-	-	8,550,000
1224	Ministry of National Planning and Infrastructure		P-SOC037-001	Estab. Visitors Centre & Public Toilets - S. Hulhuthoo	New	3,000,000	-	-	-	3,000,000
1224	Ministry of National Planning and Infrastructure		P-RHB002-002	Rehabilitation & Detoxification Centre - S. Hulhuthoo	New	-	-	6,014,971	-	6,014,971
1229	Ministry of Environment		P-DRG002-001	Estab. Drainage System - S. Hulhuthoo	Awarded	-	-	-	154,114	154,114
1229	Ministry of Environment		P-OTH004-001	Protection of Pond Area - S. Hulhuthoo	New	-	-	-	3,737,500	3,737,500
1233	Ministry of Fisheries, Marine Resources and Agriculture		P-FIS005-001	Estab. Of Fish Factory - S. Hulhuthoo	New	6,300,000	-	-	-	6,300,000
		S. Feydhoo				20,525,559	-	-	2,059,945	22,585,504
1062	MOE / Atoll School Construction		P-SCH097-001	School Blding (2 Class, Health, Counc. & Godown) - S. Feydhoo	New	1,000,000	-	-	-	1,000,000
1062	MOE / Atoll School Construction		P-MOE001-141	School /4 Storey Building (12 Classroom & Hall) - S. Feydhoo	Retention	558,478	-	-	-	558,478
1215	Ministry of Youth, Sports & Community Empowerment		P-SPT120-001	Devel. Of Stadium - S. Feydhoo	New	7,287,500	-	-	-	7,287,500

BA	Office	Island	Code	Project Name	Status	Domestic Budget	Loan	Grant	Trust Fund	Total
	1215	Ministry of Youth, Sports & Community Empowerment	P-SPT009-001	Devel. Of Football Ground - S.Feydhoo	Awarded	2,929,581	-	-	-	2,929,581
	1215	Ministry of Youth, Sports & Community Empowerment	P-HYS029-001	Development Of Sports Complex - S.Feydhoo	On-going	6,750,000	-	-	-	6,750,000
	1224	Ministry of National Planning and Infrastructure	P-ROD030-001	18*_ Developing Roads in 4 Islands - Addu City	Awarded	-	-	-	-	-
	1224	Ministry of National Planning and Infrastructure	P-ROD029-001	20*_ Addu City Development Project - Developing Road	Tendering	-	-	-	-	-
	1224	Ministry of National Planning and Infrastructure	P-SAN028-001	22*_ Provision of Water Supply Sanitation and Waste Management Project	On-going	-	-	-	-	-
	1229	Ministry of Environment	P-MEE005-002	Estab. Drainage System - S.Feydhoo	On-going	-	-	-	2,059,945	2,059,945
	1276	Local Government Authority	P-OTH008-001	Leveling Mud Lands - S.Feydhoo	New	2,000,000	-	-	-	2,000,000
	1062	MOE / Atoll School Construction	P-SCH027-001	School New Building (12 Classroom) - S.Maradhoo	Tendering	33,334,603	-	-	138,002	33,472,605
	1215	Ministry of Youth, Sports & Community Empowerment	P-SPT030-001	Devel. Of Football Ground - S.Maradhoo	New	4,800,000	-	-	-	4,800,000
	1224	Ministry of National Planning and Infrastructure	P-REC019-001	16*_ Land Reclamation and Insatlling Revetment - S. Maradhoo and S. MaradhooFe	Tendering	7,287,500	-	-	-	7,287,500
	1224	Ministry of National Planning and Infrastructure	P-REC021-001	17*_ Addu City Developmet Project - Land Reclamation	Tendering	-	-	-	-	-
	1224	Ministry of National Planning and Infrastructure	P-ROD030-001	18*_ Developing Roads in 4 Islands - Addu City	Awarded	-	-	-	-	-
	1224	Ministry of National Planning and Infrastructure	P-ROD029-001	20*_ Addu City Development Project - Developing Road	Tendering	-	-	-	-	-
	1224	Ministry of National Planning and Infrastructure	P-SAN028-001	22*_ Provision of Water Supply Sanitation and Waste Managemnet Project	On-going	-	-	-	-	-
	1224	Ministry of National Planning and Infrastructure	P-HBR093-001	Reconstruction of Breakwater - S.Maradhoo	New	2,317,750	-	-	-	2,317,750
	1224	Ministry of National Planning and Infrastructure	P-SOC038-001	Developing Beach - S.Maradhoo	New	1,500,000	-	-	-	1,500,000
	1224	Ministry of National Planning and Infrastructure	P-HTE011-155	Reconstruction of Harbour - S.Maradhoo	On-going	12,516,853	-	-	-	12,516,853
	1229	Ministry of Environment	P-DRG003-001	Estab. Drainage System - S.Maradhoo	Awarded	-	-	-	138,002	138,002
	1276	Local Government Authority	P-FIS019-001	Construction Of Fish Market - S.Maradhoo	New	2,912,500	-	-	-	2,912,500
	1240	Ministry of Islamic Affairs	P-MSQ024-001	Construction Of Mosque - S.Maradhoo	New	2,000,000	-	-	-	2,000,000
	1062	MOE / Atoll School Construction	P-MOE027-001	School 3 Storey Building (4 Classroom) - S.Atoll	Retention	2,692,645	-	-	-	2,692,645
	1163	Ministry of Health	P-HLT058-001	Health Centre New Building - S.Hulhumeedhoo	New	267,645	-	-	-	267,645
	1224	Ministry of National Planning and Infrastructure	P-REC021-001	17*_ Addu City Development Project - Land Reclamation	Tendering	2,425,000	-	-	-	2,425,000
	1224	Ministry of National Planning and Infrastructure	P-ROD029-001	20*_ Addu City Development Project - Developing Road	Tendering	-	-	-	-	-
	1529	Ministry of Housing & Urban Development	P-HOU012-001	8*_ Development of 1500 Units - Phase 2	Retention	-	-	-	-	-
	1062	MOE / Atoll School Construction	P-SCH096-001	Iruhadhiya School Building (12 Class, Lab & Office)	New	24,940,908	-	-	138,002	25,078,910
	1062	MOE / Atoll School Construction	P-SCH008-001	School Building (6 Classroom) - S.MaradhooFeydhoo	Tendering	2,500,000	-	-	-	2,500,000
	1215	Ministry of Youth, Sports & Community Empowerment	P-SPT049-001	Estab. Of Outdoor Gym - S.MaradhooFeydhoo	Tendering	2,800,000	-	-	-	2,800,000
	1224	Ministry of National Planning and Infrastructure	P-REC019-001	16*_ Land Reclamation and Insatlling Revetment - S. Maradhoo and S. MaradhooFey	Pre-tendering	175,000	-	-	-	175,000
					Tendering	-	-	-	-	-

BA Office	Island	Code	Project Name	Status	Domestic Budget	Loan	Grant	Trust Fund	Total
1224	Ministry of National Planning and Infrastructure	P-REC021-001	17*_ Addu City Development Project - Land Reclamation	Tendering					
1224	Ministry of National Planning and Infrastructure	P-RDD030-001	18*_ Developing Roads in 4 Islands - Addu City	Awarded					
1224	Ministry of National Planning and Infrastructure	P-RDD029-001	20*_ Addu City Development Project - Developing Road	Tendering					
1224	Ministry of National Planning and Infrastructure	P-SAN028-001	22*_ Provision of Water Supply Sanitation and Waste Management Project	Ongoing					
1224	Ministry of National Planning and Infrastructure	P-HBR035-001	Developing Harbour - S.Maradhoofoeyhoo	Ongoing	19,465,908				19,465,908
1229	Ministry of Environment	P-DRG004-001	Estab. Drainage System - S.Maradhoofoeyhoo	Awarded				138,002	138,002
	S.Meedhoo				20,593,008			8,412,604	29,005,612
1215	Ministry of Youth, Sports & Community Empowerment	P-SPT008-001	Devel. Of Youth Centre - S.Meedhoo	New	6,300,000				6,300,000
1215	Ministry of Youth, Sports & Community Empowerment	P-HYS031-001	Devel. Of 2 Volley, Netball & Bashi Court - S.Meedhoo	Retention	23,565				23,565
1224	Ministry of National Planning and Infrastructure	P-REC021-001	17*_ Addu City Development Project - Land Reclamation	Tendering					
1224	Ministry of National Planning and Infrastructure	P-RDD031-001	19*_ Developing Roads - S. Hulhuthoo and S. Meedhoo	Ongoing					
1224	Ministry of National Planning and Infrastructure	P-RDD029-001	20*_ Addu City Development Project - Developing Road	Tendering					
1224	Ministry of National Planning and Infrastructure	P-SAN028-001	22*_ Provision of Water Supply Sanitation and Waste Management Project	Ongoing					
1224	Ministry of National Planning and Infrastructure	P-CP7008-001	Coastal Protection - S.Meedhoo	Tendering				8,258,490	8,258,490
1224	Ministry of National Planning and Infrastructure	P-HBR034-001	Upgrading Harbour & Revetment - S.Meedhoo	Ongoing	12,174,443				12,174,443
1229	Ministry of Environment	P-DRG005-001	Estab. Drainage System - S.Meedhoo	Awarded				154,114	154,114
1240	Ministry of Islamic Affairs	P-MA001-063	Construction Of Mosque - S.Meedhoo	New	2,095,000				2,095,000
	S. Hithadhoo				61,990,392			9,105,838	71,096,230
1014	National Disaster Management Authority	P-OTH002-001	4*_ Estab. Regional Emergency Operation Centre	New					
1016	Ministry of Home Affairs	P-PEN006-001	Estab. Of Juvenile Justice Unit - S.Hithadhoo	New	1,685,000				1,685,000
1027	Maldives Police Service	P-POL005-001	Const. of Police Accomodation Building - S.Hithadhoo	Tendering	8,500,000				8,500,000
1029	Maldives Immigration	P-DIE001-001	Construction of Immigration Office Building - S.Hithadhoo	New	2,100,000				2,100,000
1062	MOE / Atoll School Construction	P-SCH093-001	Sharafudin School 3 Storey Building (18 Class) - S.Hithadhoo	New	8,000,000				8,000,000
1062	MOE / Atoll School Construction	P-SCH094-001	School Building (12 Classroom) - S.Hithadhoo	New	2,000,000				2,000,000
1062	MOE / Atoll School Construction	P-MOE025-001	Addu High School Building (Multi Purp. Hall) - S.Hithadhoo	Awarded	3,197,332				3,197,332
1130	Maldives National University	P-JUN009-001	MNU Green House Building - S.Hithadhoo	New	2,132,500				2,132,500
1204	Ministry of Tourism	P-TRN001-001	5*_ Estab. Marina and Yachting Facilities in 5 Regional Hubs	New					
1215	Ministry of Youth, Sports & Community Empowerment	P-SPT118-001	Devel. Of Football Ground - S.Hithadhoo	New	7,287,500				7,287,500
1215	Ministry of Youth, Sports & Community Empowerment	P-SP1037-001	Devel. Of Youth Centre - S.Hithadhoo	Ongoing	303,060				303,060
1224	Ministry of National Planning and Infrastructure	P-REC021-001	17*_ Addu City Development Project - Land Reclamation	Tendering					
1224	Ministry of National Planning and Infrastructure	P-RDD030-001	18*_ Developing Roads in 4 Islands - Addu City	Awarded					
1224	Ministry of National Planning and Infrastructure	P-RDD029-001	20*_ Addu City Development Project - Developing Road	Tendering					

BA Office	Island	Code	Project Name	Status	Domestic Budget	Loan	Grant	Trust Fund	Total
1224	Ministry of National Planning and Infrastructure	P-CPT018-001	Coastal Protection - S.Hithadhoo	Tendering	-	-	-	2,589,399	2,589,399
1224	Ministry of National Planning and Infrastructure	P-SAN034-001	Estab. Sewerage Treatment Plant - S.Hithadhoo	New	12,000,000	-	-	-	12,000,000
1224	Ministry of National Planning and Infrastructure	P-HBR091-001	Developing Quay Wall - S.Hithadhoo	New	5,910,000	-	-	-	5,910,000
1224	Ministry of National Planning and Infrastructure	P-CPT018-002	Coastal Protection - S.Hithadhoo	New	-	-	-	2,928,000	2,928,000
1224	Ministry of National Planning and Infrastructure	P-HTE162-001	Developing Regional Hospital - S.Hithadhoo	On-going	2,875,000	-	-	-	2,875,000
1224	Ministry of National Planning and Infrastructure	P-SAN029-001	Estab. Sewerage System - S.Hithadhoo	Retention	-	-	-	3,450,437	3,450,437
1229	Ministry of Environment	P-DRG001-001	Estab. Drainage System - S.Hithadhoo	Awarded	-	-	-	138,002	138,002
1529	Ministry of Housing & Urban Development	P-HOU012-001	8* _Development of 1500 Units - Phase 2	Retention	-	-	-	-	-
1264	Department of Judicial Administration	P-JAS001-023	Construction Of Court Complex Building - Addu City	New	6,000,000	-	-	-	6,000,000
	Addu City				10,941,250			50,000,000	60,941,250
1008	Maldives Customs Service	P-MCS001-009	Customs South Region Head Office	New	2,200,000	-	-	-	2,200,000
1224	Ministry of National Planning and Infrastructure	P-OTH001-001	15* _Maldives Urban Development Resilience Project	Tendering	-	-	-	-	-
1224	Ministry of National Planning and Infrastructure	P-WAT041-001	Upgrading Water System - Addu City	New	7,100,000	-	-	-	7,100,000
1229	Ministry of Environment	P-WST007-001	Estab. Regional Waste Management Facility - Addu City	On-going	-	-	-	50,000,000	50,000,000
1510	Ministry Of Gender, Family and Social Services	P-SOC044-001	Estab. Childrens Home - Addu City	New	1,641,250	-	-	-	1,641,250
	Hulhule'				1,410,566	852,945,468			854,356,034
1027	Maldives Police Service	P-POL002-001	Construction of Camine	On-going	110,566	-	-	-	110,566
1204	Ministry of Tourism	P-TRN002-001	Estab. Of Cruise Terminal in Greater Male Region	New	1,300,000	-	-	-	1,300,000
1272	Ministry of Finance	P-MFT010-100	Velana International Airport Development (Terminal)	On-going	-	682,532,300	-	-	682,532,300
1272	Ministry of Finance	P-MFT010-101	Velana International Airport Development (Runway)	On-going	-	170,413,168	-	-	170,413,168
	R. Vandhoo					17,085,899		5,321,363	22,407,262
1229	Ministry of Environment	P-HBR056-001	Upgrading Quay Wall - R.Vandhoo	Awarded	-	-	-	2,499,883	2,499,883
1229	Ministry of Environment	P-MEE001-111	Small Scale Waste to Energy Project	On-going	-	17,085,899	-	2,821,480	19,907,379
	K. Kanduu oiy giri								
1233	Ministry of Fisheries, Marine Resources and Agriculture	P-FIS006-001	3* _ Expanding MFCO services in Kanduuviyir and Kooidoo	New	-	-	-	-	-
	K. Dhoonidhoo				36,401,734				36,401,734
1027	Maldives Police Service	P-MPS010-003	13* _ Investigation Sector Development Project	On-going	-	-	-	-	-
1027	Maldives Police Service	P-HBR061-001	Reclamation & Re-Development of Harbour - Dhoonidhoo	Awarded	36,320,008	-	-	-	36,320,008
1027	Maldives Police Service	P-POL001-001	Dhoonidhoo Temporary Kitchen Building	On-going	81,726	-	-	-	81,726
	K. Thilafushi							4,383,571	4,383,571
1229	Ministry of Environment	P-MEE002-017	Land Reclamation & Revetment - K.Thilafushi	On-going	-	-	-	3,858,210	3,858,210
1229	Ministry of Environment	P-MEE002-030	Installing Incinerator - K.Thilafushi	On-going	-	-	-	525,361	525,361

BA Office	Island	Code	Project Name	Status	Domestic Budget	Loan	Grant	Trust Fund	Total
	K. Gulhifalhu				149,026,088	100,573,019	-	-	249,599,107
1016	Ministry of Home Affairs	P-PEN008-001	Estab. Of Juvenile Detention Centre - K.Gulhifalhu	New	2,900,000	-	-	-	2,900,000
1224	Ministry of National Planning and Infrastructure	P-HBR095-001	Port Development Project - K.Gulhifalhu	New	-	100,573,019	-	-	100,573,019
1224	Ministry of National Planning and Infrastructure	P-LND005-001	Land Reclamation - K.Gulhifalhu	On-going	146,126,088	-	-	-	146,126,088
	K. Sifaveru								
1013	Maldives National Defense Force	P-NSC001-001	14*_ Estab. Radar System	On-going	-	-	-	-	-
	L. Kadhdhoo								
1013	Maldives National Defense Force	P-NSC001-001	14*_ Estab. Radar System	On-going	-	-	-	-	-
	GA. Kooldoo								
1233	Ministry of Fisheries, Marine Resources and Agriculture	P-FIS006-001	3*_ Expanding MIFCO services in Kandhuigiri and Kooldoo	New	-	-	-	-	-
	Gdh. Maavarulu				25,806,114	-	-	-	25,806,114
1226	Regional Airports	P-RAP002-006	Developing Airoport with Reclamation - Gdh.Maavarulu	On-going	25,806,114	-	-	-	25,806,114
	S. Gan				35,000,000	-	-	-	35,000,000
1013	Maldives National Defense Force	P-NSC001-001	14*_ Estab. Radar System	On-going	-	-	-	-	-
1027	Maldives Police Service	P-POL003-001	Const. of Police Station & Accomodation - S.Gan	Tendering	35,000,000	-	-	-	35,000,000
	Multiple Islands				948,197,167	1,316,435,533	377,933,276	92,315,934	2,734,881,910
1224	Ministry of National Planning and Infrastructure	P-LND002-001	1*_ Land Reclamation - Multiple Islands	New	-	649,005,540	-	-	649,005,540
1224	Ministry of National Planning and Infrastructure	P-WAS092-001	2*_ Outer Island Harbour, Water Supply & Sewerage - OFID Phase 3	New	-	53,445,000	-	-	53,445,000
1233	Ministry of Fisheries, Marine Resources and Agriculture	P-FIS006-001	3*_ Expansion Of MIFCO Facility - Kooldoo & Kadhuigiri	New	-	50,573,019	-	-	50,573,019
1014	National Disaster Management Authority	P-OTH002-001	4*_ Establishing Regional Emergency Operation Centre	New	5,000,000	-	-	-	5,000,000
1204	Ministry of Tourism	P-TRN001-001	5*_ Estab. Of Marina & Yatching Facility in 5 Regional Hub	New	2,000,000	-	-	-	2,000,000
1229	Ministry of Environment	P-OTH007-001	6*_ Estab. Air Quality Checking System	New	-	-	-	1,233,600	1,233,600
1233	Ministry of Fisheries, Marine Resources and Agriculture	P-FIS007-001	7*_ Estab. Of Quarantine Facility at Commercial Ports	New	8,350,000	-	-	-	8,350,000
1529	Ministry of Housing & Urban Development	P-HOU012-001	8*_ Construction Of 1500 Housing Unit - Phase 2	Retention	2,487,052	-	-	-	2,487,052
1529	Ministry of Housing & Urban Development	P-HOU013-001	9*_ Construction Of 485 Housing Unit	On-going	-	109,923,518	-	-	109,923,518
1224	Ministry of National Planning and Infrastructure	P-HTE011-143	10*_ Reconstruction of Harbours - IDB	Retention	-	501,436	-	-	501,436
1224	Ministry of National Planning and Infrastructure	P-HTE158-001	11*_ Installing Street Lights in Road Devel. Islands	On-going	10,500,000	-	-	-	10,500,000
1229	Ministry of Environment	P-MEE001-110	12*_ Estab. Water System (4 Islands) & Water Storage (25 Islands)	On-going	-	-	40,881,438	500,000	41,381,438
1027	Maldives Police Service	P-MPS010-003	13*_ Investigation Sector Development Project	On-going	69,619	-	-	-	69,619
1013	Maldives National Defense Force	P-NSC001-001	14*_ Radar System Project	On-going	3,300,000	-	-	-	3,300,000
1224	Ministry of National Planning and Infrastructure	P-OTH001-001	15*_ Maldives Urban Development & Resilience Project	Tendering	9,476,690	10,307,250	1,242,699	-	21,026,639
1224	Ministry of National Planning and Infrastructure	P-REC019-001	16*_ Land Reclamation - S.Maradhoo & Maradhoofoydhoo	Tendering	18,076,840	-	-	-	18,076,840

BA	Office	Island	Code	Project Name	Status	Domestic Budget	Loan	Grant	Trust Fund	Total
1224	Ministry of National Planning and Infrastructure		P-REC021-001	17*_ Land Reclamation - Addu City	Tendering	8,934,166	57,538,678	-	-	66,472,844
1224	Ministry of National Planning and Infrastructure		P-ROD030-001	18*_ Developing Roads in 4 Islands - Addu City	Awarded	53,761,843	-	-	-	53,761,843
1224	Ministry of National Planning and Infrastructure		P-ROD031-001	19*_ Developing Roads - S.Hulhudhoos & Meedhoo	On-going	13,445,981	-	-	-	13,445,981
1224	Ministry of National Planning and Infrastructure		P-ROD029-001	20*_ Developing Roads - Addu City	Tendering	9,187,597	58,884,612	-	-	68,072,209
1224	Ministry of National Planning and Infrastructure		P-SAN011-001	21*_ Sanitation in 5 Islands	On-going	-	15,084,927	-	6,840,767	21,925,694
1224	Ministry of National Planning and Infrastructure		P-SAN025-001	22*_ Prov. Of Water Supply, Sanitation & Waste Mngt - OFID Phase 2	On-going	-	166,413,027	-	15,633,518	182,046,545
1224	Ministry of National Planning and Infrastructure		P-WAS069-001	23*_ Water & Sewerage Project - 34 Islands	Tendering	20,151,753	84,722,748	-	-	104,874,501
1224	Ministry of National Planning and Infrastructure		P-TRN003-001	Developing National Transport Network	New	150,000,000	-	-	-	150,000,000
1229	Ministry of Environment		P-MEE084-001	Estab. Regional Waste Management System - Hulvadhoo Atoll	On-going	-	-	-	1,969,789	1,969,789
1229	Ministry of Environment		P-CPT048-001	Building Climate Resilient Safer Islands	New	-	-	51,720,050	-	51,720,050
1229	Ministry of Environment		P-MEE001-105	Accelr. Sustainable Pvt. Invmt. in Renewable Energy - ASPIRE	On-going	-	-	28,954,303	-	28,954,303
1229	Ministry of Environment		P-MEE001-112	Greater Male Environmental Improvement & Waste Management	Tendering	-	19,774,650	47,938,803	20,568,608	88,282,061
1229	Ministry of Environment		P-MEE001-114	Maldives Clean Environment Project	On-going	-	-	19,100,283	2,967,178	22,067,461
1229	Ministry of Environment		P-MEE015-006	Estab. Community Water Storage System	Retention	-	-	-	78,991	78,991
1229	Ministry of Environment		P-MEE054-001	Provision Of Water During Warm Season	Retention	-	-	-	103,936	103,936
1229	Ministry of Environment		P-MEE062-100	Preparing Outer Island For Sustainable Energy Devel. - POISED	On-going	-	40,261,128	164,186,522	42,419,547	246,867,197
1233	Ministry of Fisheries, Marine Resources and Agriculture		P-MFA009-004	Maldives Sustainable Fisheries Development Project	On-going	33,000,000	-	22,073,828	-	55,073,828
1233	Ministry of Fisheries, Marine Resources and Agriculture		P-MFA020-100	Mariculture Enterprise Development Project	On-going	455,626	-	1,835,350	-	2,290,976
1529	Ministry of Housing & Urban Development		P-HOU017-001	Developing 20,000 Housing Units	New	600,000,000	-	-	-	600,000,000



7

Other Projects

Other Projects

OTHER PROJECTS SUMMARY 2018- 2022

(IN MVR)

	2018 Actual	2019 Revised	2020	2021 Approved	2022
Total	311,031,022	655,128,166	1,018,616,837	997,055,241	1,009,833,498
Domestic Budget	161,776,496	551,974,161	882,812,875	830,448,212	826,448,212
Grant	129,776,573	91,319,105	105,442,544	148,695,311	152,665,592
Loan	19,477,953	11,834,900	30,361,418	17,911,718	30,719,694

PROJECTS - DOMESTIC BUDGET

	2018 Actual	2019 Revised	2020	2021 Approved	2022
Total	161,776,496	551,974,161	882,812,875	830,448,212	826,448,212
1244 Elections Commission	-	45,347,760	56,288,500	-	-
1027 Maldives Police Service	18,011,112	21,187,517	13,500,000	13,500,000	13,500,000
1058 Ministry of Education	123,711,643	41,000,000	32,280,000	30,000,000	30,000,000
1129 Ministry of Higher Education	172,373	425,072,315	750,000,000	748,695,005	748,695,005
1202 Ministry of Economic Development	-	1,541,507	-	-	-
1532 Ministry of Arts, Culture and Heritage	-	2,432,640	-	-	-
1271 Department of Heritage	-	887,800	-	-	-
1011 National Bureau of Statistics	-	-	20,000,000	25,000,000	20,000,000
1233 Ministry of Fisheries, Marine Resources and Agriculture	19,881,368	14,504,622	10,744,375	13,253,207	14,253,207

PROJECTS - GRANTS

	2018 Actual	2019 Revised	2020	2021 Approved	2022
Total	129,776,573	91,319,105	105,442,544	148,695,311	152,665,592
1505 Family Protection Authority	147,663	10,000	50,000	50,000	50,000
1272 Ministry of Finance	50,092,717	17,889,137	21,177,167	42,899,092	27,656,873
1014 National Disaster Management Authority	612,315	2,222,354	220,000	220,000	220,000
1016 Ministry of Home Affairs	127,910	-	-	-	-
1027 Maldives Police Service	2,024,600	570,000	350,000	350,000	350,000
1008 Maldives Customs Service	27,925	10,000	5,000	5,000	5,000
1058 Ministry of Education	5,395,070	3,044,486	1,174,468	1,174,468	1,174,468
1500 National Institute of Education	250,049	3,175,876	300,000	300,000	300,000
1129 Ministry of Higher Education	-	7,685,000	15,370,000	30,740,000	46,110,000
1163 Ministry of Health	353,444	2,078,615	500,000	500,000	500,000
1164 Health Protection Agency	7,222,977	5,820,270	5,488,171	5,488,171	5,488,171
1202 Ministry of Economic Development	16,022,298	21,765,957	9,742,843	16,427,843	20,270,343

		2018	2019	2020	2021	2022
		Actual	Revised	Approved		
1271	Department of Heritage	338,083	52,215	-	-	-
1011	National Bureau of Statistics	249,697	1,132,506	180,000	180,000	180,000
1233	Ministry of Fisheries, Marine Resources and Agriculture	2,244,051	1,320,435	580,000	580,000	580,000
1229	Ministry of Environment	42,884,811	23,101,015	49,130,739	49,130,737	49,130,737
1231	Environmental Protection Agency	588,556	578,276	674,156	150,000	150,000
1510	Ministry Of Gender, Family and Social Services	1,194,407	862,963	500,000	500,000	500,000

PROJECTS - LOAN

		2018	2019	2020	2021	2022
		Actual	Revised	Approved		
Total		19,477,953	11,834,900	30,361,418	17,911,718	30,719,694
1272	Ministry of Finance	-	-	1,773,218	1,773,218	1,235,398
1129	Ministry of Higher Education	-	-	-	-	9,964,396
1202	Ministry of Economic Development	19,477,953	11,834,900	28,588,200	16,138,500	19,519,900

OTHER PROJECTS - DOMESTIC BUDGET 2018- 2022

(IN MVR)

Office	Project name	2018 Actuals	2019 Revised	2020	2021 Approved	2022
Total		161,776,496	551,974,161	882,812,875	830,448,212	826,448,212
1244	Elections Commission	-	45,347,760	56,288,500	-	-
P-ELC001-001	Parliament Election	-	45,347,760	-	-	-
P-ELC001-002	Local Council Election	-	-	56,288,500	-	-
1027	Maldives Police Service	18,011,112	21,187,517	13,500,000	13,500,000	13,500,000
P-MPS004-001	Forensic Development Programme	10,856,749	5,000,000	6,000,000	6,000,000	6,000,000
P-MPS001-100	CCTV Network Expansion Project	5,223,428	14,687,517	6,000,000	6,000,000	6,000,000
P-MPS010-001	Establishment of Video Recording System	1,930,935	1,500,000	1,500,000	1,500,000	1,500,000
1058	Ministry of Education	123,711,643	41,000,000	32,280,000	30,000,000	30,000,000
P-MOE074-001	Installation of Fire System in Schools	102,588	1,000,000	-	-	-
P-MOE076-001	Digital School Initiative Project	123,609,055	40,000,000	32,280,000	30,000,000	30,000,000
1129	Ministry of Higher Education	172,373	425,072,315	750,000,000	748,695,005	748,695,005
P-MMHE001-100	Enhancing Employability and Resilience of Youth Programme	172,373	-	-	-	-
P-SCP001-001	Free first Degree Programme	-	94,000,000	203,680,000	203,680,000	203,680,000
P-SCP001-002	Developing MBBS Doctors and Specialist Doctors Scholarship	-	16,682,940	1,304,995	-	-
P-SCP001-003	Other scholarships	-	116,491,401	8,413,654	8,413,654	8,413,654
P-SCP001-004	Presidents scholarship	-	40,077,243	40,999,308	40,999,308	40,999,308
P-SCP001-005	High Achievers Scholarship	-	30,011,444	130,425,578	130,425,578	130,425,578
P-SLS001-001	National Student loan scheme	-	127,809,287	365,176,465	365,176,465	365,176,465

Office	Project name	2018 Actuals	2019 Revised	2020	2021 Approved	2022
1202	Ministry of Economic Development	-	1,541,507	-	-	-
	P-MED005-200 Micro Enterprises Development Project	-	1,541,507	-	-	-
1532	Ministry of Arts, Culture and Heritage	-	2,432,640	-	-	-
	P-CLT001-001 Project Olympians(1970's Modern Music)	-	2,432,640	-	-	-
1271	Department of Heritage	-	887,800	-	-	-
	P-HRDV02-002 Programme listing Hukuru Miskiy as a World Heritage Site	-	887,800	-	-	-
1011	National Bureau of Statistics	-	-	20,000,000	25,000,000	20,000,000
	P-CNS001-001 Census Programme	-	-	20,000,000	25,000,000	20,000,000
1233	Ministry of Fisheries, Marine Resources and Agriculture	19,881,368	14,504,622	10,744,375	13,253,207	14,253,207
	P-MFA001-001 Installation of Fish Aggregating Devices	4,919,579	5,000,000	5,000,000	5,000,000	5,000,000
	P-MFA006-004 Production of 5 Types of Imported Agricultural Products	11,585,377	8,176,717	4,631,609	7,000,000	8,000,000
	P-MFA006-005 Programme Promoting Modern Agricultural Methods (Establishment of Hydroponics systems)	395,612	577,904	559,079	699,520	699,520
	P-MFA009-005 Introduction of New Types of Fishing (Diamond-back Squid Fishery)	2,476,101	-	-	-	-
	P-MFA038-001 Establishment of Drip Irrigation Systems	504,699	550,001	553,687	553,687	553,687
	P-FIS003-001 Installaton of Fish Aggrtgng Device -Th. Vilufushi	-	200,000	-	-	-

OTHER PROJECTS - GRANTS 2018- 2022

(IN MVR)

Office	Project name	Donor	2018 Actuals	2019 Revised	2020	2021 Approved	2022
Total			129,776,573	91,319,105	105,442,544	148,695,311	152,665,592
1505	Family Protection Authority		147,663	10,000	50,000	50,000	50,000
	P-FPA001-100 Donor Funded Projects	UNDP	147,663	10,000	50,000	50,000	50,000
1272	Ministry of Finance		50,092,717	17,889,137	21,177,167	42,899,092	27,656,873
	P-JPN001-032 Relocation of MBC Antenna	Japan	32,295,654	505,000	-	-	-
	P-MFT009-100 Public Finance Management syst strengthening project	WORLD BANK	16,184,637	17,134,137	18,871,667	22,918,092	1,527,873
	P-DUMMY-002 Catastrophe Deferred Drawdown Option and Pandemicemergency Financing Facilitie	WORLD BANK	-	250,000	-	15,370,000	19,212,500
	P-DUMMY-005 Development Objective Grant	America	-	-	2,305,500	4,611,000	6,916,500
	P-MED005-300 MicroSmall and Medium Sized Enterprises Development Project	ADB	1,612,426	-	-	-	-
1014	National Disaster Management Authority		612,315	2,222,354	220,000	220,000	220,000
	P-NDM005-100 Grant Funded programs	Japan	-	1,354,154	-	-	-
	P-NDM005-100 Grant Funded programs	NGO	-	58,300	-	-	-
	P-NDM005-100 Grant Funded programs	UNICEF	612,315	809,900	220,000	220,000	220,000
1016	Ministry of Home Affairs		127,910	-	-	-	-
	P-MHA021-100 Building of Citizenship and Civil Organization	Private	127,910	-	-	-	-
1027	Maldives Police Service		2,024,600	570,000	350,000	350,000	350,000
	P-MPS009-100 Donor Funded Activities of	UNICEF	2,024,600	570,000	350,000	350,000	350,000
1008	Maldives Customs Service		27,925	10,000	5,000	5,000	5,000
	P-MCS003-100 Donor Funded Projects	UNEP	14,925	10,000	5,000	5,000	5,000
	P-UNODC1-100 Drug Law Enforcement Project	UNDP	13,000	-	-	-	-

Office	Project name	Donor	2018 Actuals	2019 Revised	2020	2021 Approved	2022
1058	Ministry of Education		5,395,070	3,044,486	1,174,468	1,174,468	1,174,468
	P-MOE014-100 Donor Funded Activities	Japan	44,584	106,960	-	-	-
	P-MOE014-100 Donor Funded Activities	FBO	33,284	-	-	-	-
	P-MOE014-100 Donor Funded Activities	LBO	66,551	1,000,000	30,000	30,000	30,000
	P-MOE014-100 Donor Funded Activities	UNESCO	-	40,800	-	-	-
	P-MOE014-100 Donor Funded Activities	UNICEF	5,235,811	1,660,510	1,134,468	1,134,468	1,134,468
	P-MOE014-100 Donor Funded Activities	WHO	14,840	236,216	10,000	10,000	10,000
1500	National Institute of Education		250,049	3,175,876	300,000	300,000	300,000
	P-NIE001-100 Donor Funded Activities	NGO	-	60,000	-	-	-
	P-NIE001-100 Donor Funded Activities	Private	-	5,330	-	-	-
	P-NIE001-100 Donor Funded Activities	UNESCO	-	315,000	-	-	-
	P-NIE001-100 Donor Funded Activities	UNICEF	250,049	2,795,546	300,000	300,000	300,000
1129	Ministry of Higher Education		-	7,685,000	15,370,000	30,740,000	46,110,000
	P-MHE001-100 Enhancing Employability and Resilience for Youth in Maldives	WORLD BANK	-	7,685,000	15,370,000	30,740,000	46,110,000
1163	Ministry of Health		353,444	2,078,615	500,000	500,000	500,000
	P-MOH009-100 Donor Funded Projects	NGO	-	77,769	-	-	-
	P-MOH020-300 Donor Funded Projects	UNFPA	73,738	1,000	-	-	-
	P-MOH022-100 Donor Funded Projects	NGO	-	743,025	-	-	-
	P-MOH018-200 Donor Funded Projects	WHO	279,706	914,907	500,000	500,000	500,000
	P-MOH023-100 Demographic Health Survey	UNICEF	-	115,878	-	-	-
	P-MOH023-100 Demographic Health Survey	WHO	-	226,036	-	-	-
1164	Health Protection Agency		7,222,977	5,820,270	5,488,171	5,488,171	5,488,171
	P-MOH011-100 Donor Funded Projects	NGO	1,762,271	1,757,462	1,317,462	1,317,462	1,317,462

Office	Project name	Donor	2018 Actuals	2019 Revised	2020	2021 Approved	2022
P-MOH014-100	Donor Funded Projects	UNICEF	2,177,564	1,384,031	1,784,031	1,784,031	1,784,031
P-MOH018-300	Donor Funded Projects	WHO	2,458,236	2,300,000	2,000,000	2,000,000	2,000,000
P-MOH019-400	Prevention and Behavioral Survey of HIV Aids	SAARC	331,426	-	-	-	-
P-MOH130-100	Strengthen Tobacco Control Policies	IUTL	493,480	356,678	386,678	386,678	386,678
P-MOH019-100	Donor Funded Projects	SAARC	-	22,099	-	-	-
1202	Ministry of Economic Development		16,022,298	21,765,957	9,742,843	16,427,843	20,270,343
P-MED001-300	Enhanced integrated framework	UNOPS	2,722,242	975,114	200,000	200,000	200,000
P-MED002-100	Women's Empowerment Project	SAARC	1,042,002	790,843	857,843	857,843	857,843
P-MED005-100	MicroSmall and Medium Sized Enterprises Development Project	ADB	12,258,054	20,000,000	1,000,000	-	-
P-DEV001-003	SasecNational Single Window project	ADB	-	-	7,685,000	15,370,000	19,212,500
1271	Department of Heritage		338,083	52,215	-	-	-
P-HRDV02-001	World Heritage Inventory Project	UNESCO	3,373	52,215	-	-	-
P-HRDV02-002	Hukuru Miskiy World Heritage list ga Himenumuge Program	Turkey	1,007	-	-	-	-
P-HRDV02-002	Hukuru Miskiy World Heritage list ga Himenumuge Program	UNESCO	333,703	-	-	-	-
1011	National Bureau of Statistics		249,697	1,132,506	180,000	180,000	180,000
P-DNP003-002	Donor Funded Activities	OECD	5,750	156,251	50,000	50,000	50,000
P-DNP003-002	Donor Funded Activities	UNESCAP	-	168,955	-	-	-
P-DNP003-002	Donor Funded Activities	UNFPA	106,175	-	-	-	-
P-DNP003-002	Donor Funded Activities	UNICEF	137,772	807,300	130,000	130,000	130,000
1233	Ministry of Fisheries, Marine Resources and Agriculture		2,244,051	1,320,435	580,000	580,000	580,000
P-MFA018-100	BIOPS Project	NGO	92,376	-	-	-	-
P-MFA021-100	HCFC Phase out Project	UNDP	415,873	-	-	-	-
P-MFA024-100	National plan of action for Shark conservation	NGO	181,880	60,354	60,000	60,000	60,000

Office	Project name	Donor	2018 Actuals	2019 Revised	2020	2021 Approved	2022
P-MFA024-100	National plan of action for Shark conservation	FAO	34,580	20,000	20,000	20,000	20,000
P-MFA026-100	Donor Funded Activities	IFAD	247,888	-	-	-	-
P-MFA026-100	Donor Funded Activities	NGO	289,232	200,000	200,000	200,000	200,000
P-MFA026-100	Donor Funded Activities	FAO	-	64,979	-	-	-
P-MFA026-100	Donor Funded Activities	LBO	787,272	130,180	200,000	200,000	200,000
P-MFA026-200	Value Addition and Agricultural Research	China	82,610	405,900	100,000	100,000	100,000
P-MFA027-100	Control and Management of Destructive Forest Invasive Species	FAO	112,340	-	-	-	-
P-MFA011-100	Virgin Coconut Oil Project	FAO	-	24,188	-	-	-
P-MFA012-100	Marine Ecosystem project	NGO	-	69,953	-	-	-
P-MFA015-100	Regional Information Management project	FAO	-	33,110	-	-	-
P-MFA016-100	Atoll Ecosystem Base	UNDP	-	269,371	-	-	-
P-MFA017-100	Bay of Bengal Marine Eco System Programme	FAO	-	42,400	-	-	-
1229	Ministry of Environment		42,884,811	23,101,015	49,130,739	49,130,737	49,130,737
P-HTE055-100	Resilient Island Planning Project	UNDP	987,019	-	48,747	48,747	48,747
P-HTE056-100	Atoll Ecosystem Conservation Project	UNDP	-	-	836,697	836,697	836,697
P-MEE001-119	Enhancing National Development	GEF	-	242,865	281,770	281,770	281,770
P-MEE001-121	Donor Funded Activities	GEF	-	461,836	487,629	487,629	487,629
P-MEE001-115	Municipal and Hazardous Solid Waste Management	UNIDO	130,520	676,919	1,336,936	1,336,936	1,336,936
P-MEE001-120	Donor Funded Activities	NGO	-	947,233	1,295,860	1,295,860	1,295,860
P-HTE060-100	Impact to Sea Project	European Union	522,404	56,038	143,079	143,079	143,079
P-MEE001-109	Climate Vulnerability and Risk Assessment Project	Italy	30,391,983	9,832,204	18,664,421	18,664,421	18,664,421
P-MEE001-113	Development of Minamata Initial Assessment project	UNEP	858,539	543,520	294,909	294,909	294,909
P-HTE059-100	CDM Project in Maldives	Denmark	-	-	2,316	2,316	2,316

Office	Project name	Donor	2018 Actuals	2019 Revised	2020	2021 Approved	2022
P-HTE067-100	Second National Communication Report	UNEP	77,774	-	1,322,815	1,322,815	1,322,815
P-MEE001-100	Donor Funded Activities	NGO	-	32,721	48,817	48,817	48,817
P-MEE001-100	Donor Funded Activities	UNDP	2,700	-	3,666	3,666	3,666
P-MEE001-100	Donor Funded Activities	GEF	109,769	119,601	196,788	196,787	196,787
P-MEE001-100	Donor Funded Activities	South Korea	-	-	34,398	34,398	34,398
P-MEE001-100	Donor Funded Activities	LBO	49,983	242,115	489,396	489,396	489,396
P-MEE001-100	Donor Funded Activities	UNFCCC	-	-	29,480	29,480	29,480
P-MEE001-100	Donor Funded Activities	UNEP	3,403,000	3,513,308	5,576,496	5,576,496	5,576,496

Office	Project name	Donor	2018 Actuals	2019 Revised	2020	2021 Approved	2022
P-MEE001-100	Donor Funded Activities	UNESCO	-	-	108,052	108,052	108,052
P-MEE001-100	Donor Funded Activities	UNESCAP	-	-	101,221	101,221	101,221
P-MEE001-100	Donor Funded Activities	UNICEF	146,626	-	89,324	89,324	89,324
P-MEE001-100	Donor Funded Activities	UNITAR	186,406	17,049	549,458	549,458	549,458
P-MEE001-116	Development of Climate Change Act	UNEP	106,252	50,500	72,613	72,613	72,613
P-MEE004-100	Activities to Facilit implementation of Stockholm Convention	UNIDO	237,790	83,223	27,958	27,958	27,958
P-HTE057-100	Donor Funded Activities	UNFCCC	-	-	2,539	2,539	2,539
P-HTE068-100	Donor Funded Activities	UNEP	-	-	62,319	62,319	62,319
P-MEE001-117	Donor Funded Activities	UNEP	-	168,768	163,326	163,326	163,326
P-MEE001-118	Donor Funded Activities	UNEP	93,427	1,518,667	100,415	100,415	100,415
P-ACT001-001	Donor Funded Activities	UNEP	-	-	650,250	650,250	650,250
P-ACT001-002	Donor Funded Activities	GEF	-	-	612,000	612,000	612,000
P-HTE053-100	Ozone Project	UNDP	1,095,742	1,712,614	3,348,471	3,348,470	3,348,470
P-HTE053-100	Ozone Project	UNEP	109,396	102,762	7,007,794	7,007,794	7,007,794
P-HTE053-100	Ozone Project	UNESCAP	567,115	249,245	38,122	38,122	38,122
P-MEE060-100	Strengthening Low Carbon Island Project	UNEP	3,808,366	2,529,827	5,102,657	5,102,657	5,102,657
1231	Environmental Protection Agency		588,556	578,276	674,156	150,000	150,000
P-EPA001-200	Water Resources and Waste Management Project	UNEP	30,637	34,500	-	-	-
P-EPA001-300	Terminal Phase out Plan Project	UNEP	4,680	24,800	-	-	-
P-EPA001-400	Donor Funded Activities	NGO	170,314	366,901	524,156	-	-
P-EPA001-400	Donor Funded Activities	UNDP	40,850	-	-	-	-
P-EPA001-400	Donor Funded Activities	GEF	44,553	-	-	-	-
P-EPA001-400	Donor Funded Activities	UNEP	291,851	150,000	150,000	150,000	150,000

Office	Project name	Donor	2018 Actuals	2019 Revised	2020	2021 Approved	2022
P-EPA001-400	Donor Funded Activities	UNICEF	-	2,075	-	-	-
P-EPA001-100	Maldives Climate Observatory	NGO	5,671	-	-	-	-
1510	Ministry Of Gender, Family and Social Services		1,194,407	862,963	500,000	500,000	500,000
P-MOH015-200	Donor Funded Activities	UNICEF	1,194,407	862,963	500,000	500,000	500,000

OTHER PROJECTS- LOANS 2018-2022

(IN MVR)

Office	Project name	Funding Agency	2018 Actual	2019 Revised	2020	2021	2022
Total			19,477,953	11,834,900	30,361,418	17,911,718	30,719,694
1272	Ministry of Finance		-	-	1,773,218	1,773,218	1,235,398
P-MFT009-100	Public Finance Management syst strengthening project	WORLD BANK	-	-	1,773,218	1,773,218	1,235,398
1129	Ministry of Higher Education		-	-	-	-	9,964,396
P-MHE001-100	Enhancing Employment HC & ED	WORLD BANK	-	-	-	-	9,964,396
1202	Ministry of Economic Development		19,477,953	11,834,900	28,588,200	16,138,500	19,519,900
P-MED005-200	Micro enterprises development project	WORLD BANK	15,898,467	-	-	-	-
P-MED005-100	MicroSmall and Medium sized enterprises development prj		3,579,486	-	-	-	-
P-DEV001-003	Sasec national single window project		-	11,834,900	28,588,200	16,138,500	19,519,900



8

Additional Information

Additional Information

MINISTRY OF FINANCE/ SPECIAL BUDGET

(IN MVR)

	2020	2021	2022
	Approved		
Total	8,860,894,116	9,894,846,469	12,541,428,308
212014 Dependants' Allowance	4,500,000	4,500,000	4,500,000
Allowances to Ex President - Maumoon Abdul Gayoom (monthly 75,000)	900,000	900,000	900,000
Allowances to Ex President - Mohamed Nasheedh (monthly 50,000.00)	600,000	600,000	600,000
Allowances to Ex President - Abdulla Yaameen Abdul Gayoom (monthly 50,000.00)	600,000	600,000	600,000
Living Allowances to Ex President - Maumoon Abdul Gayoom (monthly 50,000.00)	600,000	600,000	600,000
Living Allowances to Ex President - Mohamed Nasheedh (monthly 50,000.00)	600,000	600,000	600,000
Living Allowances to Ex President - Mohamed Waheed Hassan Manik (monthly 50,000.00)	600,000	600,000	600,000
Living Allowances to Ex President - Abdulla Yaameen Abdul Gayoom (monthly 50,000.00)	600,000	600,000	600,000
223002 Electricity	18,000,000	18,000,000	18,000,000
Electricity bills - Government Buildings	18,000,000	18,000,000	18,000,000
223003 Water and Sanitation Services	500,000	500,000	500,000
Water bills - Government Buildings	500,000	500,000	500,000
223016 Consultancy, Translation & Other Related Services	20,000,000	20,000,000	20,000,000
Consultancy, Translation & Other Related Services Fees fo state lawyers for cases related to state	20,000,000	20,000,000	20,000,000
223023 Spending on Domestic and Overseas Travel Fairs	154,200,000	154,200,000	154,200,000
Maldives Marketing and Public Relation Corporation	154,200,000	154,200,000	154,200,000
223024 Bank Charges and Commission	11,842,000	11,842,000	11,842,000
P.O.S Terminal Fee & Payment Gateway	2,842,000	2,842,000	2,842,000
Bank Charges and Commission	9,000,000	9,000,000	9,000,000
223025 Insurance	3,232,000	3,232,000	3,232,000
Government Buildings Insurance	1,000,000	1,000,000	1,000,000
Cabinet Ministers Health Insurance	2,232,000	2,232,000	2,232,000
223999 Other Administrative Services	251,059,260	151,059,260	151,059,260
Ex President Office Operating Expenses - Maumoon Abdul Gayoom (monthly 87,000)	2,100,000	2,100,000	2,100,000
Ex President Office Operating Expenses - Mohamed Nasheedh (monthly 87,000)	2,100,000	2,100,000	2,100,000
Ex President Office Operating Expenses - Mohamed Waheed Hassan Manik (monthly 87,000)	2,100,000	2,100,000	2,100,000
Ex President Office Operating Expenses - Abdulla Yaameen Abdul Gayoom (monthly 87,000)	2,100,000	2,100,000	2,100,000

	2020	2021	2022
		Approved	
Medical Expenses - Ex Presidents	2,100,000	2,100,000	2,100,000
Credit Rating Fiscal Agent Fee	2,359,260	2,359,260	2,359,260
Valuations for Government Land & Buildings	15,000,000	15,000,000	15,000,000
Maldives Civil Aviation Authority Budget	20,000,000	20,000,000	20,000,000
Capital Market Development Authority Budget	13,200,000	13,200,000	13,200,000
Maldives Bar Council Budget	10,000,000	10,000,000	10,000,000
Public Service Media - Administrative Budget	80,000,000	80,000,000	80,000,000
Government Strategic Action Plan	100,000,000	-	-
227001 Interest Payments to Government Agencies	145,643,417	143,399,280	141,508,628
Treasury Loan (MMA)	145,643,417	143,399,280	141,508,628
227002 Interest Payments to Domestic Sources	1,600,000	1,400,000	1,200,000
Contract - Non Concessional Loan	1,600,000	1,400,000	1,200,000
227003 Interest Payments to Foreign Sources	825,975,870	1,112,571,237	1,146,048,436
Bank	217,597,500	217,597,500	83,985,000
Pipeline Loan	179,117,100	358,234,200	358,234,200
Multilateral	152,300,000	165,900,000	179,600,000
Bilateral	42,900,000	59,900,000	81,500,000
Commercial bank	300,000	-	-
Buyer credit	179,400,000	187,400,000	186,900,000
Pipeline Loan	50,111,158	118,225,284	248,860,630
Provision	4,250,112	5,314,253	6,968,606
227011 Discount on Treasury Bills	870,522,435	875,306,808	880,461,575
Fixed Coupon Bond	172,765,500	164,228,000	155,881,500
Pension Accrued Rights Bond	41,432,273	41,468,476	41,676,905
Maldivian Rufiyaa T-Bill	586,543,800	586,543,800	586,543,800
US Dollar T-Bill	30,241,472	30,241,472	30,241,472
Islamic Instruments	29,462,500	42,725,000	55,987,500
Provision	10,076,890	10,100,060	10,130,398
228001 Subsidies	445,026,430	445,026,430	445,026,430
Fuel Subsidy - STO	366,400,000	366,400,000	366,400,000
Subsidy for domestic air travel	22,626,430	22,626,430	22,626,430
Waste Management Subsidy - WAMCO	56,000,000	56,000,000	56,000,000

	2020	2021	2022
		Approved	
228007 Subscriptions & Fees to International Org.	5,000,000	5,000,000	5,000,000
SAP license	5,000,000	5,000,000	5,000,000
228009 Assistance to Associations & Social Organisations	33,401,652	36,213,798	36,818,451
Government Contribution to Political Parties 0.1%	33,401,652	36,213,798	36,818,451
228011 Electricity Subsidies	350,000,000	350,000,000	350,000,000
Electricity Subsidy	350,000,000	350,000,000	350,000,000
228013 Food Subsidies	254,000,000	254,000,000	254,000,000
Food Subsidy - STO	254,000,000	254,000,000	254,000,000
228999 Other Grants, Contributions & Subsidies	15,000,000	15,000,000	15,000,000
Contributions to Private Parties	15,000,000	15,000,000	15,000,000
281001 Losses from Government Agencies	100,000,000	100,000,000	100,000,000
Obligatory payments under law	100,000,000	100,000,000	100,000,000
281006 Loss on Sale of Government Land	1,000,000	1,000,000	1,000,000
Compensation payments for purchase of land from West Harbour	1,000,000	1,000,000	1,000,000
292101 Budgeted Contingency Provision	1,574,332,748	1,702,515,502	1,746,114,594
Contingency	1,574,332,748	1,702,515,502	1,746,114,594
421001 Land reclamation and Acquisition	1,000,000,000	580,000,000	-
Acquisition of land for diplomatic enclave	1,000,000,000	580,000,000	-
424001 Motor Vehicles	7,000,000	7,000,000	7,000,000
Purchase of vehicles for state use	7,000,000	7,000,000	7,000,000
441002 Cap. Contrib. to Profit-Oriented Public Agencies	864,114,458	864,114,458	864,114,458
Public Service Media	10,000,000	10,000,000	10,000,000
Maldives Center For Islamic Finance Limited	5,000,000	5,000,000	5,000,000
Maldives Hajj Corporation Limited	2,500,000	2,500,000	2,500,000
Maldives Sports Corporation Limited	5,000,000	5,000,000	5,000,000
Maldives Integrated Tourism Development Corporation	3,000,000	3,000,000	3,000,000
Waste Management Corporation Limited	40,000,000	40,000,000	40,000,000
Business Center Corporation	1,000,000	1,000,000	1,000,000
Kahdhoo Airport Limited Company	9,000,000	9,000,000	9,000,000
Aasandha Private Limited	40,000,000	40,000,000	40,000,000
Maldives Funds Management Corporation Limited	9,000,000	9,000,000	9,000,000
SME Development Finance Corporation	400,000,000	400,000,000	400,000,000
Addu International Airport	42,096,600	42,096,600	42,096,600

	2020	2021	2022	
	Approved			
Fahi Dhiriulhun Corporation Limited	26,893,710	26,893,710	26,893,710	
State Electric Company	210,624,148	210,624,148	210,624,148	
Establishment of New companies	60,000,000	60,000,000	60,000,000	
442001	Capital held in Multilateral Institutions	21,272,852	21,272,852	21,272,852
IDB	2,224,785	2,224,785	2,224,785	
ICIEC	2,611,250	2,611,250	2,611,250	
IDA	88,477	88,477	88,477	
UNDP	5,000,000	5,000,000	5,000,000	
ICD	1,548,309	1,548,309	1,548,309	
AIIB	2,137,800	2,137,800	2,137,800	
ISFD	3,054,000	3,054,000	3,054,000	
ITFC	3,081,231	3,081,231	3,081,231	
ESCAP	1,527,000	1,527,000	1,527,000	
721999	Short Term Dom. Loan Repmt.-Other	343,400,000	343,400,000	343,400,000
T-bill	300,000,000	300,000,000	300,000,000	
Islamic instruments	40,000,000	40,000,000	40,000,000	
Provision	3,400,000	3,400,000	3,400,000	
723002	Long Term Dom. Loan Repmt.-State Fin.Institutions	351,247,994	817,306,572	83,229,131
Treasury Loan (MMA)	75,670,291	77,914,428	79,805,080	
Islamic Instruments	270,000,000	270,000,000	-	
Fixed Coupon Bond	-	459,000,000	-	
Comntracted Non- Concessional Loan	2,100,000	2,300,000	2,600,000	
Provision	3,477,703	8,092,144	824,051	
723003	Long Term Dom. Loan Repmt.-Individuals	55,500,000	57,165,000	58,879,950
Pension Accrued Rights Bond	55,500,000	57,165,000	58,879,950	
725001	Long Term For. Loan Repmt.-Multilateral	332,795,000	558,733,272	707,507,543
Multilateral	329,500,000	405,700,000	405,500,000	
Pipeline	-	147,501,259	295,002,518	
Provision	3,295,000	5,532,013	7,005,025	
725002	Long Term For. Loan Repmt.-Bilateral Govt.	417,534,000	510,959,000	388,244,000
Foreign	413,400,000	505,900,000	384,400,000	
Provision	4,134,000	5,059,000	3,844,000	

		2020	2021	2022
		Approved		
725003	Long Term For. Loan Repmt.-For. Commercial Instit.	15,251,000	-	-
	Commercial bank	15,100,000	-	-
	Provision	151,000	-	-
725004	Long Term For. Loan Repmt.-Foreign Individuals	367,943,000	730,129,000	4,582,269,000
	Buyer credit	364,300,000	722,900,000	719,400,000
	Bank	-	-	3,817,500,000
	Provision	3,643,000	7,229,000	45,369,000

MINISTRY OF FINANCE/ PENSION BUDGET 2020 - 2022

(IN MVR)

	2020	2021	2022
	Approved		
Total	1,320,000,000	1,320,000,000	1,320,000,000
213001 Basic Pensions	1,006,292,558	1,006,292,558	1,006,292,558
Pension payments for 20,40,60 2020	73,686,414	73,686,414	73,686,414
Basic Pension 2020	932,606,144	932,606,144	932,606,144
213002 Retirement Benefits and Gratuities	8,032,665	8,032,665	8,032,665
Retirement Benefits 2019	8,032,665	8,032,665	8,032,665
213003 Retirement benefits paid upon Retirement	64,074,744	64,074,744	64,074,744
Payments to additional pensioners in 2019			
Civil Service Commission	5,713,344	5,713,344	5,713,344
Presidents Office	763,585	763,585	763,585
Ministry of Defence	12,242,370	12,242,370	12,242,370
Maldives Police Service	24,282,811	24,282,811	24,282,811
Maldives Customs Service	17,814,396	17,814,396	17,814,396
Auditor General's Office	1,320,250	1,320,250	1,320,250
Judicial Service Commission	1,249,217	1,249,217	1,249,217
Department of Judicial Administration	350,584	350,584	350,584
Prosecutor General's Office	190,922	190,922	190,922
Elections Commission	132,178	132,178	132,178
Maldives National University	15,087	15,087	15,087
213004 Monthly Payment to the Retired	241,600,033	241,600,033	241,600,033
Monthly Payment to the Retired 2019	203,238,765	203,238,765	203,238,765
Monthly Payment to the Retired 2020			
Civil Service Commission	3,840,005	3,840,005	3,840,005
Presidents Office	259,636	259,636	259,636
Ministry of Defence	6,988,521	6,988,521	6,988,521
Maldives Police Service	9,728,028	9,728,028	9,728,028
Maldives Customs Service	10,688,638	10,688,638	10,688,638
Auditor General's Office	792,150	792,150	792,150

	2020	2021	2022
	Approved		
Judicial Service Commission	1,194,540	1,194,540	1,194,540
Department of Judicial Administration	1,221,769	1,221,769	1,221,769
Prosecutor General's Office	322,830	322,830	322,830
Anti-Corruption Commission	468,000	468,000	468,000
Elections Commission	93,954	93,954	93,954
People's Majlis	2,755,275	2,755,275	2,755,275
Maldives National University	7,922	7,922	7,922

8.3 NEW POLICY INITIATIVES 2020 - 2022

(IN MVR)

	2020	2021	2022
	Approved		
Total	481,397,787	380,555,681	361,123,771
1001 Presidents Office	8,000,000	8,000,000	8,000,000
Establishment of a Chief Technology Officer	8,000,000	8,000,000	8,000,000
1242 People's Majlis	20,201,700	-	-
Development of Library and Archive	3,000,000	-	-
Development of Information Technology	5,175,000	-	-
Reducing Single-Use Plastic	330,000	-	-
Strengthening Bi-lateral Relationships with International Organisations	9,304,900	-	-
Travel Expenses for Majilis Committees	1,000,000	-	-
Staff Training & Awareness Program	1,391,800	-	-
1008 Maldives Customs Service	3,335,110	3,161,165	4,405,165
Facilitating Efficient Passenger & Cargo Clearance at HDh.Kulhudhuffushi	225,000	435,500	130,000
Establishing Customs Call center at North Region Head office (HDh.Kulhudufushi)	526,302	865,165	900,165
Upgrading the Classrooms of Customs Academy	333,808	-	-
Establishing a Customs Central Intelligence System	750,000	-	-
Asycuda World Operational Maintance & Speed Enhancement	-	960,500	575,000
Strengthen Sea Port Surveillance	1,500,000	900,000	2,800,000
1011 National Bureau of Statistics	20,000,000	25,000,000	20,000,000
Population and Housing Census 2021	20,000,000	25,000,000	20,000,000
1012 Ministry of Defence	2,402,472	-	-
Vehicle Acquisition	700,000	-	-
Training For the Implementation of Quality Control Programme at Civil Airports	500,000	-	-
Ensure Safety of Civil Air Transport	202,472	-	-
Strengthening Defence & Military Relations with Other Countries	1,000,000	-	-
1014 National Disaster Management Authority	100,000	-	-
Disaster Preparedness and Mitigation Programme at Island Level	100,000	-	-
1027 Maldives Police Service	5,000,000	12,000,000	12,000,000
Development of Database Redundancy Mechanism	4,000,000	12,000,000	12,000,000
Public Relation and Crime Prevention Programme	1,000,000	-	-
1029 Maldives Immigration	1,000,000	707,100	709,200
Establishment of Regional Immigration Offices in Islands	1,000,000	707,100	709,200
1058 Ministry of Education	21,679,120	33,779,980	31,001,580
Familiarising Health Officers and School Counsellors with Anti Bullying & School Health Policies	500,000	-	-
Expert Teacher Training for Students with Special Educational Needs	467,040	778,400	-
Teacher Training For Key Stage 4 And 5	2,000,000	2,000,000	-

	2020	2021	2022
	Approved		
Creation of Interactive Digital Books	8,000,000	18,889,500	18,889,500
Remedial Assistance Program for students	1,312,080	1,312,080	1,312,080
Training of Dhivehi Teachers	2,000,000	3,600,000	3,600,000
Revision of National Curriculum Key Stage 3 and 4	3,000,000	-	-
Training of Quran Teachers	2,000,000	3,600,000	3,600,000
Training of SEN Teachers	2,000,000	3,600,000	3,600,000
Intergarated Health Screening of Students	400,000	-	-
1141 Maldives Islamic University	3,842,000	2,830,000	3,130,000
Starting New Courses at L.Gan Campus	300,000	300,000	600,000
Expansion of L.Fonadhoo Campus	621,000	515,000	515,000
Expansion of Gn.Fuvahmulah Campus	621,000	515,000	515,000
Establishing Alarm Systems and Increasing the Number of Classrooms	2,300,000	1,500,000	1,500,000
1142 Maldives Qualification Authority	2,979,704	1,401,006	1,401,006
Strengthening Accreditation Process	405,326	220,326	220,326
Establishing the Resources Needed to Implement the Administrative Structure of MQA	1,500,000	843,000	843,000
Review and Revise the MNQF	1,074,378	337,680	337,680
1144 Attorney General's Office	3,760,000	5,175,256	5,175,256
Formulate a Transitional Justice System to Facilitate Peace and Harmony	275,000	275,000	275,000
Establishment of a Public Defenders Office	2,500,000	3,915,256	3,915,256
Reform the Administration and Structure of the Judiciary	985,000	985,000	985,000
1147 Ministry of Foreign Affairs	250,000	566,400	679,680
Promotion of Maldivian Culture, Arts and Tourism	250,000	566,400	679,680
1163 Ministry of Health	95,134,792	73,227,518	75,364,116
"Ending TB in the Maldives" Campaign	1,021,145	1,366,998	1,503,698
Developing Necessary Software for Health Facilities	3,600,000	500,000	500,000
Establishing Health Promotion and Coordination Unit	4,026,273	5,424,205	5,854,706
Training Technical Staff for Hospitals	1,000,000	1,000,000	1,000,000
Establish National Residue Monitoring System	5,681,007	8,487,025	8,069,004
Establishing National Ambulance Service	15,000,000	15,000,000	23,000,000
Conducting Thalassaemia Awareness Programs And Upgrading Of Blood Transfusion Services, All Over The Maldives To Control Thalassaemia	502,090	503,148	504,075
Security of Critical Health Information of the Maldives	3,800,000	200,000	200,000
Establishing a Call Centre for the Ministry at Lh.Naifaru	750,000	700,000	700,000
HPV Vaccination, Screening of TB and Treatment of Latent TB Infection	2,526,277	2,778,905	3,056,796
Establishing a One-Stop Diabetic Center	7,000,000	2,000,000	2,000,000
Preparation of Maldives Health Care Quality Standards	980,000	1,078,000	1,185,800
Establishment Of National System For The Adequate Provision Of Quality Pharmaceuticals	500,000	702,037	702,037
Acquiring Servers And Ups Units For 10 Hospitals	3,800,000	200,000	200,000
To conduct a "Total Diet Study" of the Maldives	1,000,000	904,200	904,200

	2020	2021	2022
	Approved		
Establishing A Dna Lab To Analyse Conditions Of Thalassaemia And Other Haemoglobinopathies	3,300,000	550,000	550,000
Acquiring Software And Hardware For The Digitalisation Of National Health Network	5,500,000	7,000,000	350,000
Strengthening It Infrastructure Of National Health Network	5,500,000	275,000	275,000
Develop A Platform To Track Consumption Of Health Services	5,118,000	600,000	600,000
Clinical And Service Audits Of Health Facilities	1,520,000	1,672,000	1,839,200
Acquire Resources Needed For Health Facilities	20,000,000	20,000,000	20,000,000
Establish A Mechanism To Address Complaints On Health Care Facilities And Services	760,000	836,000	919,600
Developing Training Database For Health Sector Employees	1,500,000	700,000	700,000
Improving Capacity For Haemophilia Treatment	750,000	750,000	750,000
1196 Family & Children Service Centre	1,000,000	2,358,300	-
Family and Children Service Centers maintenance	1,000,000	2,358,300	-
1197 Kudakudhinge Hiya	600,000	-	-
Construction Of A Security Fence Around The Boundary Wall At Kudakudhinge Hiya And Amaan Hiya	600,000	-	-
1202 Ministry of Economic Development	35,507,438	69,436,383	69,436,383
Positioning Maldives as a leading country in Halal certification	291,438	-	-
Development of Boli System	360,000	720,000	720,000
SME Development	4,000,000	4,470,000	4,470,000
Mechanism To Adress Employment-Related Issues Swiftly In Islands	2,000,000	2,000,000	2,000,000
Invest Maldives publications	1,000,000	2,619,200	2,619,200
Media And Marketing Of Invest Maldives	470,000	170,000	170,000
Improve Awareness Of Revisions To Laws And Regulations	100,000	-	-
Participating in Expo 2020 Dubai	2,000,000	-	-
Translating And Publishing Summaries Of Employment Rules And Regulation Into Foreign Languages	425,000	-	-
Translation of Laws under Ministry	250,000	-	-
Spreading Awareness On Foreign Labour Management	250,000	500,000	500,000
Fdi Business Process Training (Singapore/Hongkong)	-	47,802	47,802
Promoting Maldives As An Ideal Investment Destination	5,000,000	18,183,850	18,183,850
Development Of Labour And Employmenting Service	2,000,000	3,980,000	3,980,000
Strengthen The Monitoring System Of Illegal Immigrants	1,500,000	3,200,000	3,200,000
Conduct Stakeholder Awareness Consultation Workshops Related To Laws	500,000	823,531	823,531
To Obtain Necessary Consultancy For The Key Strategic Projects Of The Government	15,000,000	32,000,000	32,000,000
Establish A Shelter For Victims Of Human Trafficking	361,000	722,000	722,000
1204 Ministry of Tourism	4,184,260	4,454,940	4,677,687
"Implimentation of "Water safety programme	1,909,260	4,454,940	4,677,687
Development of 5th Tourism Master plan	1,500,000	-	-

	2020	2021	2022
	Approved		
Identification Of Boundaries For Properties Rented For Tourism	525,000	-	-
Inspection Of Tourism Service Providers	250,000	-	-
1224 Ministry of National Planning and Infrastructure	2,500,000	810,000	-
Formulation Of Building Code And Its 35 Compliance Documents	2,500,000	810,000	-
1228 Maldives Meteorological Service	750,000	600,000	-
Maintenance Of Doppler Weather Radar Tower	750,000	600,000	-
1229 Ministry of Environment	10,147,317	12,261,637	8,839,637
Formulation Of Energy Sector Regulations	250,000	250,000	250,000
Ha.Baarah Protected Wetlands Area Management Plan Implementation	500,000	402,000	-
Monitoring The Renewable Energy System	-	100,000	100,000
Establishment Of A Habitat Database	350,000	350,000	-
Flooding Survey Program	-	95,000	120,000
Erosion Survey Program	102,500	102,500	102,500
Conduct Awareness Programs On Benefits Of Efficient Use Of Electricity	-	95,000	105,000
Training On Preparation Of Compost	500,000	1,092,000	592,000
Baseline Study On Level Of Waste Generation	270,000	-	-
Accreditation Of MEE For Direct Access To Funds	250,000	250,000	250,000
Protection Of One Island, One Reef And One Mangrove From Each Atoll	750,000	1,700,000	1,700,000
Energy Demand And Supply Study	100,000	320,000	-
Development Of Environmental Knowledge Information System	530,000	530,000	210,000
Establishment Of A Database On Air Pollution Elements And A System To Model Air Quality	450,000	500,000	250,000
Awareness, Education, Information And Knowledge Management For Air Quality	250,000	450,000	450,000
Nationwide Air Quality Monitoring	700,000	700,000	200,000
Developing The Legal Framework And Setting Standards On Air Quality	300,000	300,000	400,000
Waste Management Monitoring	500,000	912,000	912,000
Monitoring Islands Where Water And Sanitation Is Established	100,000	-	-
Develop Regulations And Standards For Water And Sewerage	250,000	-	-
Develop Standards For Storage And Safe Handling Of Flammable Refrigerants	300,000	500,000	-
Study On The Energy Utilisation Of The Transport Sector	300,000	-	-
A Survey To Analyse The Public Awareness On Biodiversity (Biodiversity Barometer)	185,000	-	-
Media Training On Biodiversity Conservation	116,680	-	-
Working For Biodiversity Conservation At A Global Level	750,000	750,000	850,000
Advancing The National Adaptation Plan (NAPS) Of Maldives	600,000	1,300,000	1,300,000
Protection And Sustainance Of The Ecosystem Of Coral Reefs	500,000	650,000	250,000
Environmental Awareness Television Series	475,000	500,000	400,000
Development And Publication Of National Pollution Policy	-	15,000	-
Preparation And Implementation Of National Plastic Policy	100,000	30,000	30,000

	2020	2021	2022
	Approved		
Continuation Of Groundwater Baseline Mapping Assessment	300,000	-	-
GCF Readiness And Preparatory Support	368,137	368,137	368,137
1231 Environmental Protection Agency	512,000	792,000	792,000
Establish A Mechanism To Strengthen Oil Pollution Testing On Ground Water		50,000	50,000
Establishing An Air Quality Monitoring Mechanism	262,000	262,000	262,000
Inspection Of Reclaimed And Ongoing Land Reclamation Projects In Kaafu Atoll	250,000	480,000	480,000
1233 Ministry of Fisheries, Marine Resources and Agriculture	9,292,970	8,944,867	9,125,275
Spreading Awareness On Best Practices In Agriculture And Using Pesticides	220,000	231,000	242,550
Monitor Ice Plants	-	20,000	20,000
Employ Rangers To Monitor Fisheries In The Atolls	5,080,000	5,080,000	5,080,000
Operationalisation Of National Aquatic Quarantine Facility	832,970	883,867	939,854
Emergency Pest Control Program	250,000	262,500	275,625
Viligili Fisheries Training Center Maintance Work	150,000	-	-
Operationalisation Of Maniyafushi	300,000	412,500	481,250
To Mark Fishermen'S Day	500,000	1,010,000	1,020,000
Fisheries Compliance Monitoring	100,000	175,000	175,000
Determination Of Fisheries Products	500,000	-	-
Fisheries Observer Programme	-	50,000	50,000
Fad Center Maintaince Works	150,000	-	-
Celebrating Farmers Day	300,000	-	-
Cataloging And Managing Information On Marine Biodiversity	400,000	400,000	400,000
Develop Video Clips For Training	110,000	-	-
Controlling Taro Leaf Blight	400,000	420,000	441,000
1238 National Centre For Information Technology	3,784,000	4,534,000	3,534,000
Islands.mv and e-Council System Rollout	500,000	1,250,000	250,000
Upgrading e-Council System	1,000,000	1,000,000	1,000,000
Upgrading Government e-Letter Management System -GEMS	1,000,000	1,000,000	1,000,000
Development of Digital e-Faas	1,284,000	1,284,000	1,284,000
1240 Ministry of Islamic Affairs	-	70,360	70,360
Introducing Mina and Arafat Map in Dhivehi Language for all Maldivian Hajj Pilgrims	-	70,360	70,360
1245 Anti-Corruption Commission	3,601,372	1,085,323	1,347,039
Awareness Programmes	1,800,000	240,000	245,000
Integrity-Related Story Competition	-	45,600	48,600
Implementation Of National Integrity Plan	899,372	220,723	449,439
National Anti-Corruption Policy	100,000	110,000	120,000
Bithufangi Tv Series	700,000	230,000	230,000
Integrity For Students	-	100,000	110,000

	2020	2021 Approved	2022
Production Of Video Spots	102,000	115,000	120,000
Social Media Promotions	-	24,000	24,000
1246 Human Rights Commission	100,000	198,980	218,837
Program on protection of Human Rights of Vulnerable groups		950	1,000
Integrate human right Awareness Programme	100,000	197,670	217,437
Advocacy Campaign On Environmental Rights		360	400
1247 Judicial Service Commission	546,000	396,000	396,000
Development Of Case Management System	300,000	150,000	150,000
Conduct Public Investigations On Complaints Submitted To The Commission	246,000	246,000	246,000
1248 Supreme Court of the Maldives	540,184	80,184	80,184
Supreme Court Electronic Case Filing System (ECFS)	540,184	80,184	80,184
1264 Department of Judicial Administration	19,450,000	17,689,495	17,689,495
Continuing judicial and legal education training	2,000,000	-	-
Development of services provided by the court	265,000	15,000	15,000
Development of Information Technology Facilities	85,000	-	-
Establishment of Audio and Video Recorded System	800,000	1,374,495	1,374,495
Hiring Court Administrators, Legal Officers and Magistrates	16,300,000	16,300,000	16,300,000
1265 MOF / Special Budget	100,000,000	-	-
Implementation of Strategic Action Plan of the government	100,000,000	-	-
1269 Dhivehi Bahuge Academy	500,000	646,840	666,245
Accumulation Of Literary Heritage And History Of Different Regions Of Maldives	250,000	389,340	401,020
Preparation Of Teaching Book For Dhivehi Braille	250,000	257,500	265,225
1271 Department of Heritage	5,720,167	6,467,918	6,505,351
Restoration of Utheem Palace and Kandhuvalu Mosque	500,000	1,247,751	1,285,184
Establishment Of Maldives Site Museum	5,220,167	5,220,167	5,220,167
1275 Tax Appeal Tribunal	386,000	150,000	150,000
Increasing Awareness	150,000	150,000	150,000
A Portal To Track Progress On Complaints By Tax Payers	236,000	-	-
1276 Local Government Authority	4,850,000	954,659	954,659
Waste Management Upgrading	950,000	275,000	275,000
Arranging Transportation Of Magistrates For Councilors Oath Taking Ceremony	100,000	-	-
Conduct Orientation Program For Newly Elected Councilors	3,300,000	-	-
Skills Development Programme For Local Governance Sector	500,000	679,659	679,659
1483 Maldives Land and Survey Authority	5,287,596	11,802,776	12,759,656
Establishing National Standards And Regulations	500,000	100,000	100,000
National Spatial Data Infrastructure Project	2,232,667	3,779,120	5,549,000
Block-Level Mapping Of Inhabited Islands	2,304,929	6,860,656	6,860,656
Implementation Of New Land Laws And Regulations Under Land Policy	250,000	1,063,000	250,000


	2020	2021	2022
	Approved		
1510 Ministry Of Gender, Family and Social Services	169,864	57,525	60,374
Strengthening of Women Development Committee	169,864	-	-
Monitoring Day Care Centres	-	550	550
Maintanance Of Drug Rehabilitation And Detox Center	-	56,975	59,824
1529 Ministry of Housing & Urban Development	30,092,055	15,047,944	6,180,387
Development of "Magey Hiyaavehi" Portal	1,000,000	2,016,652	2,141,874
Training on Housing Need Assessment	200,001	429,797	293,644
Relocation of Hdh.Faridhoo, Ku'nburudhoo and Maavaidhoo population to Hdh. Nohivaranfaru	1,304,096	400,096	400,096
Relocation of LH. Maafilaafushi population	8,733,286	7,072,727	400,096
Handover of 264 Flat to Addu City Hithadhoo	4,865,696	400,096	400,096
Handover of 48 Housing Unit to Addu City Hulhumeedhoo	1,236,896	400,096	400,096
Condominium/Strata Law Drafting	250,000	-	-
Condominium Related Housing Assessment	500,000	-	-
Development Of Condominium Related Database And Online Portal	1,388,000	828,000	144,000
Housing Need Assessment for Maldives	1,200,000	1,500,000	-
Handover of 52 Housing Unit to GA.Viligili	1,304,096	400,096	400,096
Construction of 4 Housing Units in GA.Gemanafushi	520,496	400,096	400,096
Handover of 40 Housing Unit to GDH.Hoadedhoo	1,102,496	400,096	400,096
Handover of 120 Flat to GDH.Thinadhoo	2,446,496	400,096	400,096
Handover of 200 Flat to Fuvahmulaku City	3,790,496	400,096	400,096
Tenancy Act Drafting	250,000	-	-
1530 Ministry of Transport & Civil Aviation	4,850,000	20,750,000	20,000,000
Establishment of Navigation Aids	2,000,000	10,000,000	10,000,000
IMO Member State Audit Preperation and Compliance of IMO Obligations	1,500,000	-	-
Conduct a Study on Vehicle Control and Improve Public Transport System	750,000	750,000	-
Promote Maritime Education & Training	600,000	10,000,000	10,000,000
1531 Ministry of Communication, Science and Technology	4,000,000	4,762,218	5,238,440
Establishment of GOV.MV Web Portal	2,000,000	-	-
Tech Start-Up Initiatives	2,000,000	4,762,218	5,238,440
1532 Ministry of Arts, Culture and Heritage	200,000	309,000	318,270
Build A Database And Conduct Research On Historic And Cultural Heritage	200,000	309,000	318,270
1537 Izzudeen School	20,231,958	17,455,793	17,513,653
Esblishment of Izzudeen School	20,231,958	17,455,793	17,513,653
1538 Embassy of the Republic of Maldives in Moskov, Russia	9,909,708	9,090,114	9,203,832
Establishment Embassy of Maldives in Russia	9,909,708	9,090,114	9,203,832
1025 Maldives Correctional Service	10,000,000	-	-
Establishment Of A Prison Information System	10,000,000	-	-

		2020	2021	2022
		Approved		
1256	Civil Service Commission	1,500,000		
	Civil Service Commission Training And Conference	1,500,000		
1215	Ministry of Youth, Sports & Community Empowerment	3,500,000	3,500,000	3,500,000
	Grant for Maldives Red Crescent	3,500,000	3,500,000	3,500,000

EMPLOYEE EMOLUMENTS IN BUDGET 2020
(IN MVR)

	POLITICAL		CIVIL SERVICE		IN UNIFORM		ELECTED		APPOINTEES		INDEPENDENT INSTITUTIONS		CONTRACT		OTHER		TOTAL		
	Amount	MVR	Amount	MVR	Amount	MVR	Amount	MVR	Amount	MVR	Amount	MVR	Amount	MVR	Amount	MVR	Amount	MVR	
S01 Presidents Office	377	94,233,580	-	-	2	2,106,000	-	-	186	82,430,938	3,719	702,758,075	5,792	1,106,006,228	815	167,185,229	240,000	456	107,022,387
S02 People's Majlis	-	-	-	-	87	86,412,644	3	1,629,000	3	1,629,000	-	-	-	-	188	41,508,641	-	278	129,550,285
S04 Department of Judicial Administration	-	-	-	-	-	-	59	37,918,500	1,844	324,484,771	-	-	-	-	-	-	-	1,903	362,403,271
S03 Judicial Service Commission	-	-	-	-	-	-	3	1,521,000	32	7,954,332	32	7,954,332	-	-	-	-	-	35	9,475,332
S05 Elections Commission	-	-	-	-	-	-	6	3,102,000	52	9,034,986	52	9,034,986	8	289,254	1	10,209,420	-	67	22,635,660
S06 Civil Service Commission	-	-	-	-	-	-	5	2,661,000	69	16,010,934	69	16,010,934	4	878,440	-	-	-	78	19,550,374
S07 Human Rights Commission	-	-	-	-	-	-	5	2,674,156	78	14,957,065	78	14,957,065	-	-	-	-	-	83	17,631,221
S08 Anti-Corruption Commission	-	-	-	-	-	-	5	2,661,000	104	22,508,000	104	22,508,000	-	-	-	-	-	109	25,169,000
S09 Auditor Generals Office	-	-	-	-	-	-	4	2,318,084	181	41,982,578	181	41,982,578	-	-	-	-	-	185	44,300,662
S10 Prosecutor Generals Office	-	-	-	-	-	-	6	3,117,510	187	52,555,876	187	52,555,876	-	-	-	-	-	193	55,673,386
S11 Maldives Inland revenue Authority	-	-	-	-	-	-	9	2,622,000	318	67,493,760	318	67,493,760	-	-	-	-	-	327	70,115,760
S12 Employment Tribunal	-	-	-	-	-	-	7	2,231,760	20	3,288,274	20	3,288,274	-	-	-	-	-	27	5,520,034
S13 Maldives Media Council	-	-	16	2,469,832	-	-	15	984,000	-	-	-	-	-	-	-	-	-	31	3,453,832
S14 Maldives Broadcasting Commission	-	-	-	-	-	-	7	3,651,000	24	4,091,550	24	4,091,550	-	-	-	-	-	31	7,742,550
S15 Tax Appeal Tribunal	-	-	-	-	-	-	5	1,961,160	15	2,483,940	15	2,483,940	-	-	-	-	-	20	4,445,100
S16 Local Government Authority	-	-	-	-	-	-	5	903,000	51	8,890,905	51	8,890,905	-	-	-	-	-	56	9,793,905
S17 Information Commissioners Office	-	-	-	-	-	-	1	645,000	20	3,061,368	20	3,061,368	-	-	-	-	-	21	3,706,368
S18 National Integrity Commission	-	-	-	-	-	-	5	2,343,000	32	5,404,335	32	5,404,335	-	-	-	-	-	37	7,747,335
S44 Family Protection Authority	-	-	-	-	-	-	9	134,000	19	3,889,913	19	3,889,913	-	-	-	-	-	28	4,023,913
S35 Attorney Generals Office	3	1,629,000	83	19,052,471	-	-	3	963,000	-	-	-	-	-	-	1	216,000	-	90	21,860,471
S56 Maldives International Arbitration Centre	-	-	-	-	-	-	3	720,000	25	5,412,813	25	5,412,813	-	-	-	-	-	28	6,132,813
S20 Ministry of Finance	7	3,093,000	136	22,695,009	-	-	5	837,000	-	-	-	-	34	7,338,726	28	1,848,000	-	210	35,811,735
S37 Special Budget	-	-	-	-	-	-	-	-	-	-	-	-	-	-	4	4,500,000	-	4	4,500,000
S21 Ministry of Defense	4	1,656,000	55	9,757,801	-	-	-	-	-	-	-	-	1	17,349	-	-	-	60	11,431,150
S55 Aviation Security Command	-	-	576	127,196,208	-	-	-	-	-	-	-	-	-	-	-	-	-	576	127,196,208
S45 Maldives National Defense Force	-	-	110	12,559,992	3,679	832,614,196	-	-	-	-	-	-	159	22,554,363	-	-	-	3,948	867,728,551
S47 Maldives Immigration	1	555,000	5	1,026,872	293	63,729,886	-	-	-	-	-	-	-	-	-	-	-	299	65,311,758
S53 National Disaster Management Authority	2	1,009,170	-	-	-	-	-	-	-	-	18	2,470,606	-	-	-	-	-	20	3,479,776
S22 Ministry of Home Affairs	10	3,888,000	176	21,996,573	-	-	-	-	-	-	-	-	-	-	-	-	-	186	25,884,573
S39 Maldives Police Services	-	-	-	-	4,099	956,625,381	-	-	2	1,640,931	-	-	-	-	120	9,280,313	-	4,221	967,546,625

	POLITICAL		CIVIL SERVICE		IN UNIFORM		ELECTED		APPOINTEES		INDEPENDENT INSTITUTIONS		CONTRACT		OTHER		TOTAL	
	Amount	MVR	Amount	MVR	Amount	MVR	Amount	MVR	Amount	MVR	Amount	MVR	Amount	MVR	Amount	MVR	Amount	MVR
S46 Maldives Correctional Services	-	-	-	-	694	142,685,815	-	-	2	1,387,283	-	-	57	11,025,924	-	-	753	155,099,022
S40 Maldives Customs Services	3	1,797,761	-	-	729	181,749,915	-	-	-	-	-	-	-	-	-	-	732	183,549,676
S23 Ministry of Education	12	5,023,600	11,001	1,575,175,930	-	-	-	-	-	-	-	-	2,092	322,552,712	11	13,061,648	13,116	1,915,813,890
S48 Ministry of Higher Education	8	4,016,808	169	23,290,367	-	-	-	-	-	-	-	-	101	4,988,280	-	-	278	32,295,455
S24 Maldives Islamic University	-	-	-	-	-	-	-	-	10	1,702,500	121	25,150,655	-	-	1	2,356,245	132	29,189,400
S25 Maldives National University	-	-	-	-	-	-	-	-	5	2,354,454	500	79,879,325	5	1,216,196	241	55,045,275	751	138,495,250
S26 Ministry of Foreign Affairs	86	129,790,198	216	88,427,032	-	-	-	-	-	-	-	-	83	20,392,820	-	-	385	238,610,050
S27 Ministry of Health	109	27,194,426	6,486	1,104,384,980	-	-	-	-	-	-	3	620,889	983	334,147,679	2	629,000	7,583	1,466,976,974
S42 Male Group of Hospitals	2	1,468,860	1,632	384,912,362	-	-	-	-	-	-	-	-	1,293	281,423,384	-	-	2,927	667,804,606
S41 National Social Protection Agency	2	732,000	81	13,581,893	-	-	-	-	7	252,000	-	-	1	303,000	-	-	91	14,868,893
S28 Ministry of Economic Development	13	5,073,000	150	20,127,316	-	-	-	-	-	-	-	-	72	11,191,716	1	1,750,000	236	38,142,032
S50 Ministry of Transport & Civil Aviation	12	4,308,000	477	79,306,238	-	-	-	-	1	456,600	-	-	-	-	-	-	490	84,070,838
S29 Ministry of Tourism	10	3,852,000	55	8,938,663	-	-	-	-	-	-	-	-	-	-	-	-	65	12,790,663
S30 Ministry of Youth, Sports and Community Empowerment	28	6,864,000	230	24,562,197	-	-	-	-	-	-	-	-	190	14,706,832	-	-	448	46,133,029
S52 Ministry of Arts, Culture and Heritage	19	6,360,798	235	26,899,555	-	-	-	-	-	-	-	-	3	197,844	-	-	257	33,452,197
S31 Ministry of National Planning and Infrastructure	13	4,934,160	637	99,511,981	-	-	-	-	-	-	-	-	586	56,069,679	2	454,423	1,238	160,970,243
S49 Ministry of Housing and Urban Development	13	4,689,000	78	12,373,049	-	-	-	-	-	-	-	-	19	1,808,347	11	4,244,864	121	23,115,260
S51 Ministry of Communication, Science and Technology	10	3,847,500	97	13,806,597	-	-	-	-	4	24,000	-	-	-	-	4	3,594,000	115	21,214,097
S22 Ministry of Fisheries, Marine Resources and Agriculture	11	3,743,000	160	24,582,878	-	-	-	-	-	-	-	-	4	658,072	3	5,454,000	178	34,437,950
S33 Ministry of Islamic Affairs	8	3,336,000	864	114,457,499	-	-	-	-	-	-	6	1,131,000	-	-	180	11,160,000	1,058	130,084,499
S34 Ministry of Environment	9	3,867,000	337	64,740,213	-	-	-	-	-	-	-	-	-	-	1	108,000	347	68,715,213
S36 Ministry of Gender, Family and Social Services	13	4,755,000	878	129,360,613	-	-	-	-	-	-	-	-	32	3,802,804	4	1,605,400	927	139,523,817



9

Historical Data

9.1 Summary of Government Cash Inflow 1998 - 2018

(In Million Rupee)

	1998	1999	2000	2001	2002	2003	2004	2005	2006	2007	2008	2009	2010	2011	2012	2013	2014	2015	2016	2017	2018
Tax Revenue	933.2	1,011.7	1,057.4	1,093.3	1,156.5	1,342.8	1,745.5	1,798.1	2,469.6	2,905.2	3,500.4	2,736.3	3,004.2	4,971.5	6,880.1	8,872.8	10,837.9	12,270.6	13,293.0	14,742.4	15,833.9
Import Duty	576.5	628.5	652.6	661.7	692.1	817.1	1,135.9	1,245.7	1,684.0	2,086.5	2,448.8	1,848.8	2,055.8	2,586.5	3,669.0	1,575.9	1,975.2	2,346.4	2,487.4	2,799.4	3,148.8
Tourism Tax	257.7	276.0	276.6	292.7	305.2	359.8	409.5	345.0	495.7	547.3	566.6	531.4	597.3	750.8	804.7	861.6	804.8	0.6	0.2	0.0	0.0
Bank Profit Tax	35.4	42.1	46.9	52.4	50.9	46.2	48.6	65.7	91.4	169.0	240.8	245.7	203.1	229.9	313.2	355.0	482.4	512.7	491.7	649.9	564.1
Green Tax	-	-	-	-	-	-	-	-	-	-	-	-	-	-	-	-	-	-	-	623.1	810.5
GGST	-	-	-	-	-	-	-	-	-	-	-	-	-	243.0	1,005.7	1,538.4	1,512.9	1,904.2	2,328.1	2,683.0	2,906.1
TGST	-	-	-	-	-	-	-	-	-	-	-	-	-	665.3	1,553.6	2,154.7	3,001.8	4,150.3	3,920.7	4,198.5	4,783.3
BPT	-	-	-	-	-	-	-	-	-	-	-	-	-	34.9	1,401.3	1,881.0	2,471.4	2,673.6	2,215.9	2,106.6	2,077.5
Royalty	30.5	34.4	43.6	46.7	64.8	74.1	98.2	75.3	99.2	92.5	133.6	81.6	73.2	78.6	76.6	101.4	89.1	78.6	74.1	77.1	76.5
Airport Service Charge	-	-	-	-	-	-	-	-	-	-	-	-	-	1.6	35.5	337.5	432.0	496.7	537.5	706.2	644.8
Other Tax	33.1	30.7	37.7	39.8	43.5	45.6	53.3	66.4	99.3	102.4	110.6	27.2	39.3	45.1	56.1	54.6	68.3	107.5	614.4	825.5	822.2
Non-Tax Revenue	897.3	1,116.7	1,224.8	1,279.9	1,499.4	1,840.2	1,863.1	2,139.8	2,952.5	3,768.9	3,642.3	3,264.1	4,516.4	4,608.3	3,028.0	3,045.7	4,288.8	4,385.3	5,019.9	5,299.0	5,683.1
SOE Dividends	276.5	369.9	363.7	389.9	433.4	589.4	571.4	622.8	742.1	803.9	1,014.7	676.8	1,080.3	973.7	664.3	489.9	782.1	490.6	637.3	804.0	870.4
Government Building Rents	18.8	16.7	18.3	18.9	20.5	22.7	25.2	29.1	23.6	31.7	20.2	31.2	23.9	20.2	16.9	20.6	22.1	23.3	21.6	42.5	45.9
Resort Lease Rent	267.4	351.9	416.7	423.2	577.9	539.9	512.0	566.8	1,281.3	1,668.7	1,403.2	898.4	1,106.3	1,152.2	1,031.2	1,106.3	1,534.5	1,247.0	1,357.4	1,488.6	1,526.0
Land Rent	6.4	8.5	9.8	9.9	23.1	35.8	35.3	32.8	43.4	92.9	81.3	61.2	84.6	81.3	78.8	79.0	78.9	89.9	111.7	125.4	131.5
Expatriate Visa Charges	45.0	49.5	52.6	13.2	4.0	4.2	4.3	4.3	4.9	4.8	-	78.7	170.0	183.5	183.5	193.5	236.6	259.5	272.7	283.2	331.4
Work Permit Fee	-	-	-	76.1	79.9	86.8	98.3	105.6	140.5	181.6	204.1	114.3	-	0.0	0.0	0.0	-	-	-	-	-
Subsidiary Loan Repayments	57.7	58.9	69.1	56.1	62.7	199.9	240.1	135.3	105.0	121.8	167.8	154.6	181.3	407.7	136.6	135.5	127.7	159.1	156.8	126.5	113.9
Subsidiary Loan Service Charge	96.3	91.5	85.2	79.1	92.5	100.0	71.3	85.7	77.1	157.1	126.8	95.6	48.0	62.8	40.6	36.9	33.0	32.1	26.6	102.9	84.3
Lease Period Extension	-	-	-	-	-	-	-	-	-	-	-	-	-	-	-	-	-	-	-	-	-
Other Non-Tax	112.5	144.5	186.2	172.6	165.0	202.2	243.7	295.8	440.9	507.3	535.9	563.8	875.0	1,655.2	785.1	865.1	1,029.0	813.2	1,697.1	2,208.5	2,503.0
Fund Accounts	16.7	25.3	23.2	40.9	40.4	59.3	61.5	261.6	78.1	96.8	81.2	57.2	-	71.7	91.0	118.9	164.5	172.4	168.9	-	-
Government Loan Accounts	-	-	-	-	-	-	-	-	15.6	9.8	7.1	22.4	-	-	-	-	-	-	-	-	-
Privatisation	-	-	-	-	-	-	-	-	-	-	-	510.0	946.9	-	-	-	-	-	-	-	-
Domestic Total	1,830.5	2,128.4	2,282.2	2,373.2	2,655.9	3,183.0	3,608.6	3,937.9	5,422.1	6,674.1	7,142.7	6,000.4	7,520.6	9,579.8	9,908.0	11,918.6	15,126.7	16,656.0	18,312.9	20,041.4	21,517.0
Foreign Cash Grants	30.2	22.6	35.8	44.1	60.1	51.2	58.8	58.2	74.2	108.1	55.6	52.9	47.6	318.4	144.3	43.3	63.9	486.4	79.9	132.8	520.3
Foreign Cash Loans	-	-	-	-	-	-	-	-	-	191.3	382.5	-	-	-	-	-	-	-	-	-	-
Foreign Project Grants	134.3	140.1	130.1	167.6	72.4	72.4	14.1	766.4	793.2	935.9	461.4	368.6	106.9	414.1	222.4	74.4	101.4	150.5	173.2	210.9	299.5
Foreign Project Loans	248.2	207.6	129.3	299.6	556.9	594.1	595.8	467.3	806.1	816.5	755.1	365.2	1,283.0	1,398.4	1,145.9	1,187.2	188.4	648.4	2,987.3	2,712.9	-
Budget support loan - Foreign	-	-	-	-	-	-	-	-	-	-	-	637.5	-	486.1	567.3	-	453.3	-	-	-	-
Budget support loan - Domestic	-	-	-	-	-	-	-	-	-	-	-	-	-	-	300.0	-	-	-	-	-	-
Trade Credit	-	-	-	-	-	-	-	-	-	-	-	-	-	-	-	-	-	-	-	-	-
Total	2,243.2	2,498.7	2,577.4	2,884.5	3,345.3	3,900.7	4,277.3	5,225.8	7,095.6	8,725.9	8,797.3	7,838.2	8,958.2	12,196.8	12,287.8	13,223.4	15,933.7	17,941.3	21,553.3	23,098.2	22,336.9

9.2 Summary of Government Cash Outflow 1998 - 2018

(In Million Rufiyaa)

	1997	1998	1999	2000	2001	2002	2003	2004	2005	2006	2007	2008	2009	2010	2011	2012	2013	2014	2015	2016	2017	2018
Recurrent Expenditure	1,182.0	1,297.9	1,545.5	1,975.9	1,971.4	2,109.4	2,345.7	2,788.1	4,642.8	5,607.8	6,560.0	7,463.2	8,765.0	8,428.1	9,075.8	10,316.5	11,573.2	13,960.0	16,793.7	16,141.0	14,955.1	18,268.0
Wages and Salaries	269.9	290.7	366.1	466.9	505.8	533.9	564.1	718.7	974.3	1,085.1	1,208.5	1,917.6	2,596.8	2,298.2	2,424.8	2,532.2	2,981.1	3,027.0	3,353.4	3,526.7	3,480.4	3,713.7
Other Allowances	189.0	212.4	282.3	363.1	413.7	438.9	471.3	567.6	713.1	840.1	987.7	1,648.5	2,146.0	1,880.1	1,856.3	2,027.0	2,624.7	2,801.5	3,467.3	3,371.8	3,491.5	3,963.2
Pensions and Gratuities	12.9	13.8	18.9	23.6	27.3	31.3	35.0	40.5	65.1	74.4	84.5	196.0	381.4	407.4	395.4	406.0	787.0	1,398.9	1,422.6	1,439.5	1,462.0	1,502.5
Travel Expenses	44.2	49.4	56.4	61.2	57.3	58.6	67.2	91.4	120.0	156.3	173.5	133.3	103.0	103.0	136.5	139.6	118.5	133.5	188.9	186.9	176.7	175.5
Supplies and Requisites	134.1	172.2	206.8	221.3	238.6	212.4	265.0	288.9	339.5	414.7	359.1	435.7	345.7	315.8	353.7	430.3	388.4	492.0	590.8	612.1	561.0	621.3
Repair and Maintenance	57.4	61.4	71.7	85.1	86.6	92.2	105.8	115.0	125.3	175.8	192.5	181.1	138.2	121.9	127.9	195.1	99.4	216.5	386.4	316.0	212.0	220.2
Telephone	24.9	31.3	44.4	59.1	61.3	58.8	58.1	71.2	76.7	83.7	81.0	82.6	69.2	67.8	56.4	55.8	49.6	55.6	74.2	64.3	65.1	71.8
Electricity	40.7	47.3	55.2	68.4	70.8	85.3	89.3	102.1	129.9	186.2	210.1	240.1	217.7	273.9	315.8	357.8	384.2	515.2	597.3	516.5	510.0	448.2
Other Communication and Service Charges	170.4	168.1	185.5	223.9	226.6	247.7	264.5	342.7	390.9	538.1	885.5	899.3	764.5	643.5	685.9	688.0	753.4	1,129.0	2,006.1	1,622.5	1,022.1	1,273.0
Domestic Loans Service Charges	49.1	44.8	54.1	65.2	75.7	85.4	80.1	70.6	75.7	107.7	106.6	107.4	295.5	551.2	589.5	949.9	828.3	781.0	1,188.5	1,010.7	910.0	935.1
Foreign Loan Service Charges	38.0	36.8	44.6	41.2	40.8	51.1	55.1	68.0	79.2	91.1	127.7	172.6	322.4	124.6	136.4	157.2	128.4	197.4	159.2	171.6	186.9	505.2
Subsidies	15.2	16.2	8.8	7.8	6.1	5.1	4.2	12.2	186.9	102.3	113.1	409.5	326.7	389.5	748.9	442.1	1,308.5	175.9	66.4	11.4	47.3	572.3
Grants to Private Parties/ Individuals	32.3	42.4	41.4	44.1	45.8	46.8	87.9	103.3	92.7	106.2	129.1	322.4	134.2	426.8	586.7	1,328.5	531.5	143.4	217.1	192.2	169.6	131.9
Subscriptions/ Contributions to Int. Orgs	10.8	8.4	9.9	9.0	9.8	10.3	12.4	12.1	19.4	17.3	20.6	21.2	16.2	13.4	17.2	32.1	24.5	29.4	37.1	26.5	18.8	28.4
Scholarship and Fellowship Assistance	56.0	60.6	52.9	60.3	23.2	80.1	105.0	135.9	129.4	148.7	283.3	262.9	245.3	187.6	225.9	308.0	274.1	305.7	415.2	456.0	248.3	523.1
Other Assistance and Awards	37.1	42.1	46.5	75.7	82.0	71.5	89.2	72.1	1,153.3	1,516.4	1,614.4	392.8	631.9	626.1	418.5	266.7	291.8	2,558.0	2,563.2	2,616.3	2,393.5	3,582.6
Capital Expenditure	1,182.0	936.9	1,113.6	989.7	1,094.5	1,210.8	1,381.1	1,226.7	1,382.5	1,737.8	2,165.1	3,277.6	2,950.0	3,445.3	4,584.2	4,736.2	3,725.2	3,998.3	5,934.1	10,661.6	9,995.9	9,897.3
Capital Expenditure - Operational	210.5	170.0	288.5	204.5	259.5	120.2	140.3	223.3	293.9	310.9	566.1	297.4	149.4	102.3	277.8	174.0	71.8	279.3	592.0	716.4	443.95	557.46
PSP	489.4	623.7	618.1	604.4	620.4	807.2	941.1	688.3	772.0	763.6	831.5	2,288.9	1,272.1	2,022.0	2,467.1	1,760.9	1,831.1	1,944.1	3,118.2	7,079.0	5,789.8	6,687.6
Budget Contingency	-	-	-	-	-	-	-	-	-	-	-	-	-	-	-	-	-	-	-	-	-	-
Transfers	-	-	-	-	-	-	-	-	-	-	-	-	-	-	-	-	-	-	-	-	-	-
Loan Repayments	85.1	118.90	150.90	125.70	153.80	184.50	174.90	192.10	232.80	276.90	392.70	390.30	584.50	877.10	987.60	1,806.08	1,632.21	1,413.34	1,171.88	1,382.38	2,404.35	1,632.22
Investment Outlays	56.2	24.3	56.1	55.1	60.8	98.9	124.8	77.3	61.2	378.3	368.6	293.1	919.0	383.9	851.7	995.2	190.1	361.5	990.5	924.2	651.6	579.1
Loans Outlay	0.0	0.0	0.0	0.0	0.0	0.0	0.0	45.7	22.6	8.1	6.2	7.9	25.0	60.0	0.0	0.0	0.0	0.0	61.6	559.6	706.2	441.0
Total	2,023.2	2,234.8	2,659.1	2,865.6	3,065.9	3,320.2	3,726.8	4,014.8	6,025.3	7,345.6	8,725.1	10,740.8	11,715.0	11,873.4	13,660.0	15,052.7	15,298.5	17,958.3	22,667.9	26,802.7	24,951.0	28,165.3



9.3 Functional Classification Of Government Expenditure 1998 - 2015

(In Million Rufiya)

	1998		1999		2000		2001		2002		2003		2004		2005		2006	
	MVR	%	MVR	%	MVR	%	MVR	%	MVR	%	MVR	%	MVR	%	MVR	%	MVR	%
I Public services	799.1	35.8	1,074.7	40.4	1,164.5	40.6	1,088.1	35.5	1,029.8	31.0	1,204.9	32.3	1,361.3	33.9	1,976.2	32.8	2,375.4	32.3
General Administration	428.8	19.2	547.6	20.6	715.6	25.0	624.2	20.4	610.5	18.4	650.9	17.4	730.6	18.2	1,123.4	18.7	1,384.0	18.8
Defence	0.0	0.0	0.0	0.0	0.0	0.0	0.0	0.0	0.0	0.0	0.0	0.0	0.0	0.0	416.3	6.9	418.8	5.7
Public order & internal security	370.3	16.6	527.1	19.8	448.9	15.6	463.9	15.1	396.3	11.9	532.1	14.3	598.1	14.9	391.9	6.5	502.0	6.8
Environmental Protection	0.0	0.0	0.0	0.0	0.0	0.0	0.0	0.0	23.0	0.7	21.9	0.6	32.6	0.8	44.6	0.7	70.6	1.0
II Social services	993.7	44.4	1,022.9	38.5	1,140.5	39.8	1,198.3	39.1	1,532.8	46.2	1,667.6	44.8	1,752.1	43.7	2,983.1	49.5	3,639.4	49.6
Education	432.1	19.3	450.8	17.0	541.2	18.9	515.6	16.8	636.8	19.2	723.6	19.4	755.0	18.8	849.7	14.1	1,051.8	14.3
Health and Welfare	295.5	13.2	329.4	12.4	376.2	13.1	400.5	13.1	415.9	12.5	504.6	13.6	596.6	14.9	1,021.5	16.9	988.7	13.5
Social Security and welfare	0.0	0.0	0.0	0.0	0.0	0.0	0.0	0.0	0.0	0.0	0.0	0.0	0.0	0.0	0.0	0.0	0.0	0.0
Community programmes	266.1	11.9	242.7	9.1	223.1	7.8	282.2	9.2	480.1	14.5	439.4	11.8	400.5	10.0	1,111.9	18.5	1,598.9	21.8
III Economic services	241.5	10.8	311.9	11.7	328.5	11.5	509.2	16.6	436.6	13.1	544.2	14.6	570.7	14.2	678.3	11.3	855.1	11.6
Fisheries & Agriculture	22.0	1.0	23.2	0.9	47.7	1.7	39.3	1.3	17.9	0.5	26.2	0.7	25.2	0.6	61.7	1.0	112.0	1.5
Transportation	15.8	0.7	22.9	0.8	27.7	1.0	31.4	1.0	35.9	1.1	34.9	0.9	56.3	1.4	57.4	1.0	100.8	1.4
Telecommunication	159.1	7.1	215.6	8.1	166.2	5.8	305.9	10.0	306.3	9.2	430.1	11.5	376.6	9.4	488.3	7.3	413.5	5.6
Tourism	2.3	0.1	22.3	0.8	4.5	0.1	33.2	1.1	8.1	0.2	17.2	0.5	48.4	1.2	107.6	1.8	53.2	0.7
Trade & industries	6.3	0.3	7.0	0.3	6.1	0.2	4.7	0.1	5.0	0.2	5.8	0.2	44.1	1.1	6.0	0.1	145.6	2.0
Electricity	36.0	1.6	20.9	0.8	76.3	2.7	94.7	3.1	63.4	1.9	30.0	0.8	20.1	0.5	7.3	0.1	30.0	0.4
VI Debt services	200.5	9.0	249.6	9.4	232.1	8.1	270.3	8.8	321.0	9.7	310.1	8.3	330.7	8.2	387.7	6.4	475.7	6.5
Interest Payments	81.6	3.7	98.7	3.7	106.4	3.7	116.5	3.8	136.5	4.1	135.2	3.6	138.6	3.4	154.9	2.6	198.8	2.7
Debt Amortization	118.9	5.3	150.9	5.7	125.7	4.4	153.8	5.0	184.5	5.6	174.9	4.7	192.1	4.8	232.8	3.8	276.9	3.8
	2,234.8	100.0	2,659.1	100.0	2,865.6	100.0	3,065.9	100.0	3,320.2	100.0	3,726.8	100.0	4,014.8	100.0	6,025.3	100.0	7,345.6	100.0

	2007		2008		2009		2010		2011		2012		2013		2014		2015	
	MVR	%	MVR	%	MVR	%	MVR	%	MVR	%	MVR	%	MVR	%	MVR	%	MVR	%
I Public services	3,057.8	35.1	3,708.5	34.6	4,216.3	36.1	4,614.6	38.9	5,881.8	43.1	5,960.7	39.6	5,246.6	34.3	6,222.3	34.6	8,377.5	37.0
General Administration	1,614.4	18.5	2,043.9	19.0	2,197.7	18.8	2,684.3	22.6	3,414.4	25.0	3,478.2	23.1	2,539.1	16.6	3,195.5	17.8	3,678.6	16.2
Defence	475.7	5.5	586.4	5.5	752.5	6.4	669.4	5.6	910.6	6.7	812.7	5.4	796.6	5.2	923.3	5.1	1,195.3	5.3
Public order & internal security	825.7	9.5	982.5	9.2	1,171.0	10.0	1,192.3	10.0	1,364.5	10.0	1,525.6	10.1	1,726.0	11.3	1,982.2	11.0	2,681.8	11.8
Environmental Protection	142.0	1.6	95.7	0.9	95.1	0.8	68.6	0.6	192.3	1.4	144.2	1.0	185.0	1.2	121.3	0.7	821.7	3.6
II Social services	4,444.0	50.9	5,122.8	47.7	5,432.6	46.5	5,279.3	44.5	4,927.7	36.1	5,307.5	35.3	6,639.9	43.4	8,245.6	45.9	10,555.3	46.6
Education	1,313.8	15.0	1,630.5	15.2	1,935.1	16.6	1,643.1	13.8	1,796.7	13.2	2,203.2	14.6	2,002.3	13.1	2,212.0	12.3	2,983.1	12.9
Health and Welfare	1,017.6	11.7	1,326.4	12.4	1,396.2	11.9	990.9	8.3	368.3	2.7	296.7	2.0	1,391.7	9.1	1,866.0	10.4	2,526.0	11.1
Social Security and welfare	0.0	0.0	640.6	6.0	464.5	4.0	578.2	4.9	1,135.3	8.3	1,578.2	10.5	1,959.3	12.8	2,925.2	16.3	3,222.2	14.2
Community programmes	2,112.6	24.2	1,525.3	14.2	1,636.8	14.0	2,067.1	17.4	1,627.4	11.9	1,229.5	8.2	1,286.6	8.4	1,242.3	6.9	1,874.1	8.3
III Economic services	596.3	6.8	1,231.1	11.5	837.5	7.2	440.4	3.7	1,128.5	8.3	871.3	5.8	823.0	5.4	1,098.8	6.1	1,215.5	5.4
Fisheries & Agriculture	179.9	2.1	159.8	1.5	59.0	0.5	146.7	1.2	93.3	0.7	70.3	0.5	70.5	0.5	94.0	0.5	67.2	0.3
Transportation	108.2	1.2	837.8	7.8	106.1	0.9	120.0	1.0	471.1	3.5	607.7	4.0	404.5	2.6	735.6	4.1	846.8	3.7
Telecommunication	172.2	2.0	35.7	0.3	62.0	0.5	43.3	0.4	59.7	0.4	66.8	0.4	32.0	0.2	75.1	0.4	52.4	0.2
Tourism	89.0	1.0	93.3	0.9	78.5	0.7	46.9	0.4	33.7	0.2	52.5	0.3	33.1	0.2	49.6	0.3	103.7	0.5
Trade & industries	42.8	0.5	92.3	0.9	505.9	4.3	52.5	0.4	80.4	0.6	54.6	0.4	168.2	1.1	51.6	0.3	131.2	0.6
Electricity	4.2	0.0	12.2	0.1	26.0	0.2	31.1	0.3	390.2	2.9	19.5	0.1	114.8	0.8	92.9	0.5	14.3	0.1
VI Debt services	627.0	7.2	670.3	6.2	1,202.4	10.3	1,539.2	13.0	1,713.4	12.6	2,913.2	19.4	2,588.9	16.9	2,391.6	13.3	2,519.5	11.1
Interest Payments	234.3	2.7	280.0	2.6	617.9	5.3	662.1	5.6	725.8	5.3	1,107.1	7.4	956.7	6.3	978.3	5.4	1,347.6	5.9
Debt Amortization	392.7	4.5	390.3	3.6	584.5	5.0	877.1	7.4	987.6	7.2	1,806.1	12.0	1,632.2	10.7	1,413.3	7.9	1,171.9	5.2
	8,725.1	100.0	10,732.7	100.0	11,688.8	100.0	11,873.5	100.0	13,651.3	100.0	15,052.7	100.0	15,298.5	100.0	17,958.3	100.0	22,667.9	100.0

9.4 PUBLIC SECTOR INVESTMENT PROGRAM SUMMARY 2008 -2018

	2008	2009	2010	2011	2012	2013
Domestic Budget	819,600,353	679,012,145	742,538,694	701,647,543	522,606,499	645,199,405
Project Loan	622,403,431	220,356,416	1,176,985,391	1,211,137,599	1,055,584,355	1,147,541,420
Project Grants	461,424,205	368,592,205	102,316,634	385,044,906	154,819,729	36,444,534
Trust Fund	-	-	-	17,829,916	19,812,456	1,949,743
Total	1,903,427,989	1,267,960,766	2,021,840,719	2,315,659,964	1,752,823,039	1,831,135,102

	2013	2014	2015	2016	2017	2018
Domestic Budget	645,199,405	1,702,535,521	2,407,123,352	4,147,570,890	3,005,031,951	2,374,048,525
Project Loan	1,147,541,420	164,871,297	635,051,391	2,801,443,466	2,706,220,676	4,254,912,741
Project Grants	36,444,534	72,125,195	79,620,882	129,851,951	178,194,724	196,488,542
Trust Fund	1,949,743	4,583,737	204,770	165,878	1,836,884	261,396
Total	1,831,135,102	1,944,115,750	3,122,000,395	7,079,032,185	5,891,284,235	6,825,711,204

9.5 PUBLIC SECTOR INVESTMENT PROGRAM - FUNCTION 2013-2018

	2013	2014	2015	2016	2017	2018
TOTAL	1,831,135,103	1,944,115,750	3,122,000,395	7,079,032,185	5,891,284,235	6,825,711,204
1 National Security and Public Order	46,339,956	129,584,155	144,181,773	228,633,377	123,778,204	169,203,388
1.1 Police	27,749,281	40,930,971	28,907,936	115,003,459	42,420,260	46,124,985
1.2 National Security	-	70,611,746	61,040,040	72,304,323	42,379,203	105,114,549
1.3 Penitentiary	11,817,512	8,217,405	24,286,960	26,189,361	32,742,506	9,113,438
1.4 Court Buildings	1,997,559	2,171,030	18,833,739	11,534,522	1,491,218	-
1.5 Rehabilitation	-	-	2,059,807	121,370	-	-
1.6 Customs	4,775,604	7,653,003	9,053,291	3,480,341	4,745,017	8,850,416
2 Health and Social Services	29,874,304	154,084,676	285,207,566	1,095,430,124	1,771,473,797	1,014,092,108
2.1 Health	15,832,350	78,585,048	131,591,724	908,696,397	1,531,148,379	856,721,560
2.2 Social service	-	5,411	17,512,910	45,870,162	123,321,030	66,502,844
2.3 Sports	14,041,953	75,494,217	136,102,932	140,863,565	117,004,388	90,867,704
3 Education Sector	66,269,188	77,560,551	232,732,650	401,549,799	291,498,782	166,356,315
3.1 University	4,622,367	14,758,399	11,824,719	15,434,514	11,716,231	17,265,546
3.2 Education	61,646,821	62,802,152	220,907,931	386,115,285	279,782,551	149,090,769
4 Environmental Protection	80,428,323	60,352,432	224,252,493	325,931,158	253,075,895	211,613,006
4.1 Waste Disposal	50,364,465	1,944,507	35,299,929	53,968,411	97,801,647	97,662,512
4.2 Coastal Protection	30,063,858	37,236,510	162,768,733	253,450,306	138,640,369	86,745,420
4.3 Water Drainage System	-	-	12,057,937	6,788,874	9,470,378	15,514,235
4.4 Renewable Energy	-	21,171,415	14,125,894	11,723,568	7,163,501	11,690,839
5 Water and Sewerage	102,384,353	72,736,060	612,745,832	395,835,229	797,874,576	994,044,802
5.1 Sewerage System	95,906,688	62,780,148	477,889,273	263,928,079	299,560,718	177,751,561
5.2 Water and Sewerage	-	-	40,970,121	61,763,996	366,487,482	744,239,082
5.3 Water System	6,477,665	9,955,912	93,886,438	70,143,155	131,826,376	72,054,159
6 Transport	294,213,841	441,918,318	562,214,493	2,759,393,110	1,687,857,337	3,545,361,866
6.1 Harbours	294,213,841	441,918,318	559,135,128	567,738,758	758,966,393	416,343,808
6.2 Bridges	-	-	58,365	492,628,874	175,195,742	684,951,991
6.3 Airports	-	-	3,021,000	1,699,025,479	753,695,202	2,444,066,067
7 General Administration	35,742,709	38,846,265	61,011,470	153,253,076	83,672,987	53,981,355
7.1 Office Buildings	35,467,402	34,866,867	44,076,123	127,081,844	71,345,968	46,298,801
7.2 Development of Councils	275,306	3,979,398	16,935,347	26,171,231	12,327,019	7,682,554
8 Housing and Infrastructure	1,074,833,655	154,636,899	550,493,773	797,276,161	351,612,154	32,258,738
8.1 Housing	961,534,154	116,093,901	548,845,408	790,395,914	345,234,546	32,249,892
8.2 Electricity	113,299,500	38,542,998	1,648,365	6,880,247	6,377,608	8,846
9 Mosques	19,697,253	36,356,296	60,893,526	116,527,780	161,464,403	180,733,566
9.1 Construction of Mosques	19,697,253	36,356,296	60,893,526	116,527,780	161,464,403	180,733,566
10 Land Reclamation and Road Construction	72,245,025	736,790,057	370,510,423	734,870,625	305,317,914	380,549,682
10.1 Road Construction	22,859,735	128,638,156	135,006,394	205,449,289	142,183,895	270,425,154
10.2 Land Reclamation	49,385,290	608,151,901	235,504,029	529,421,336	163,134,019	110,124,528
11 Fisheries and Agriculture	4,687,600	9,253,367	14,746,030	19,011,444	28,124,058	37,326,139
11.1 Fisheries / Agriculture	4,687,600	9,253,367	14,746,030	19,011,444	28,124,058	37,326,139
12 Others	4,418,897	31,996,674	3,010,366	51,320,302	35,534,128	40,190,239



10

Budget in GFS Format

SUMMARY OF CENTRAL GOVERNMENT FINANCE, 2012 - 2022

(In million Rufiyaa)

Particulars	2012	2013	2014	2015	2016	2017	2018	2019	2020	2021	2022
				Actual				Revised		Approved	
Total Revenue & Grants	10,138.1	11,900.7	15,164.2	17,306.2	18,578.1	20,258.6	22,223.0	24,070.2	29,921.6	29,675.2	31,154.6
Total Revenue	9,771.4	11,783.1	14,999.0	16,669.3	18,325.0	19,914.9	21,403.2	22,001.9	24,706.7	27,529.7	29,018.6
Current Revenue	9,723.4	11,515.0	14,874.8	16,549.0	17,455.6	19,337.3	21,037.0	21,963.6	24,382.2	27,495.2	28,984.7
Capital Revenue	48.1	268.1	124.1	120.3	869.4	577.6	366.2	38.3	324.5	34.5	33.9
Grants	366.7	117.7	165.3	636.9	253.1	343.8	819.8	2,068.4	5,214.9	2,145.5	2,136.0
Total Expenditure & Net Lending	13,110.0	13,530.8	16,417.2	21,336.9	25,263.0	22,420.2	26,418.7	28,856.9	35,756.4	39,396.9	36,085.8
Total Expenditure	13,200.2	13,666.3	16,539.4	21,440.9	25,306.5	22,497.6	26,522.3	29,062.6	35,966.4	39,710.5	36,472.4
Current expenditure	10,316.5	11,573.2	13,960.0	16,733.7	16,141.0	14,955.2	18,268.0	20,833.8	22,337.9	22,780.2	23,179.5
Capital expenditure	2,883.7	2,093.0	2,579.4	4,707.2	9,165.5	7,542.4	8,254.3	8,228.8	13,628.5	16,930.3	13,292.9
Net lending	(90.2)	(135.5)	(122.2)	(104.0)	(43.5)	(77.4)	(103.6)	(205.7)	(210.0)	(313.6)	(386.6)
Overall Balance (Surplus/Deficit) /1	(2,971.9)	(1,765.5)	(1,375.1)	(4,134.7)	(6,728.4)	(2,238.9)	(4,299.3)	(4,992.3)	(6,044.8)	(10,035.3)	(5,317.8)
Primary Balance (Surplus/Deficit)	(1,864.8)	(808.8)	(396.8)	(2,787.0)	(5,546.1)	(1,142.0)	(2,859.1)	(3,345.5)	(4,201.1)	(7,902.6)	(3,148.6)
Overall Balance excluding grants	(3,338.6)	(1,883.2)	(1,540.4)	(4,771.6)	(6,981.5)	(2,582.7)	(5,119.1)	(7,060.7)	(11,259.7)	(12,180.8)	(7,453.8)
Current balance	(593.1)	(58.2)	914.9	(184.8)	1,314.6	4,382.1	2,769.0	1,129.8	2,044.4	4,715.0	5,805.2
Financing	2,971.9	1,765.5	1,375.1	4,134.7	6,728.4	2,238.9	4,299.9	4,992.3	6,044.8	10,035.3	5,317.8
Foreign financing	772.2	472.6	(370.6)	(297.8)	1,931.9	3,041.8	5,712.8	1,893.6	6,531.4	7,270.1	(1,100.9)
Project Financing	-	1,187.2	188.4	648.4	2,987.3	1,562.3	3,563.0	2,818.9	3,088.9	4,443.9	4,577.1
Foreign Loan Repayments	-	(714.6)	(1,012.3)	(946.2)	(1,055.3)	(1,048.8)	(1,106.2)	(995.6)	(1,133.5)	(1,799.8)	(5,678.0)
Sukuk/Bond	-	-	-	-	-	2,528.3	3,256.0	70.3	4,626.0	4,626.0	0.0
Domestic financing	2,199.7	1,293.0	1,745.8	4,432.5	4,796.5	(802.9)	(1,412.9)	3,098.7	(486.6)	2,765.2	6,418.7
Treasury Bills	-	2,075.0	2,024.6	4,554.2	5,080.0	812.0	324.7	4,719.1	930.7	4,694.2	7,613.2
Subsidiary Loan repayment	-	135.5	127.7	159.1	157.3	126.5	113.9	227.3	231.3	334.9	407.9
Capital contributions to foreign institutions	-	-	(5.6)	(55.1)	(113.8)	(49.2)	(10.3)	(21.6)	(21.3)	(21.3)	(21.3)
Domestic Loans repayments	-	(917.6)	(401.0)	(225.7)	(327.0)	(1,355.5)	(526.0)	(380.1)	(750.1)	(1,217.9)	(485.5)
Transfers to sovereign development Fund	-	-	-	-	-	(336.8)	(1,315.3)	(1,446.0)	(877.1)	(1,024.7)	(1,095.6)

Particulars	2012	2013	2014	2015	2016	2017	2018	2019	2020	2021	2022
				Actual				Revised		Approved	
Memorandum Items:											
Nominal GDP	44,345	50,633	56,867	61,566	64,919	75,052	81,994	87,837	97,535	105,992	115,377
Deficit as a % of GDP	-6.7%	-3.5%	-2.4%	-6.7%	-10.4%	-3.0%	-5.2%	-5.7%	-6.2%	-9.5%	-4.6%

1/ From 2013 : Overall Balance (Surplus/Deficit)- As per GFS 2014 (netlending taken to financing)

*Rebased Nominal GDP (2004-2018) as at Oct 2017

Source: Ministry of Finance and Treasury

CENTRAL GOVERNMENT REVENUE AND GRANTS, 2012 - 2022

(In million Rufiyaa)

Particulars	2012	2013	2014	2015	2016	2017	2018	2019	2020	2021	2022
				Actual				Revised		Approved	
Total Revenue and grants / 1	10,138.1	11,900.7	15,164.2	17,306.2	18,578.1	20,258.6	22,223.0	24,070.2	29,921.6	29,675.2	31,154.6
Total Revenue	9,771.4	11,783.1	14,999.0	16,669.3	18,325.0	19,914.9	21,403.2	22,001.9	24,706.7	27,529.7	29,018.6
Current Revenue	9,723.4	11,515.0	14,874.8	16,549.0	17,455.6	19,337.3	21,037.0	21,963.6	24,382.2	27,495.2	28,984.7
Tax revenue	6,880.1	8,872.8	10,837.9	12,270.6	13,293.0	14,742.4	15,833.9	16,164.9	17,852.3	20,612.6	21,903.9
Import duty	1,369.0	1,575.9	1,975.2	2,346.4	2,487.4	2,799.4	3,148.8	3,222.8	3,580.6	3,688.0	3,872.4
Export Duty	-	-	-	-	-	-	-	-	39.7	39.9	40.1
Tourism Tax	804.7	861.6	804.8	0.6	0.2	0.0	0.0	-	-	-	-
Bank profit tax	313.2	355.0	482.4	512.7	491.7	649.9	564.1	615.9	923.7	628.2	650.9
GST on Tourism	1,553.6	2,154.7	3,001.8	4,150.3	3,920.7	4,198.5	4,783.3	4,847.5	5,053.5	6,491.4	7,042.2
Goods and Services Tax	1,005.7	1,538.4	1,512.9	1,904.2	2,328.1	2,683.0	2,906.1	2,821.2	2,901.0	4,378.1	4,768.2
Airport Service Charge	299.9	350.3	432.0	496.7	537.5	706.2	644.8	715.4	877.1	1,024.7	1,095.6
Business Profit Tax	1,401.3	1,881.0	2,471.4	2,673.6	2,748.0	2,677.1	2,710.4	2,825.4	2,755.2	2,555.4	2,526.9
Green Tax /3	-	-	-	36.7	623.1	696.2	810.5	861.3	970.3	1,053.6	1,145.9
Royalties /2	76.6	101.4	89.1	78.6	74.1	77.1	76.5	92.7	144.2	145.0	152.1
Income Tax /4	-	-	-	-	-	-	-	-	348.5	348.5	348.5
Other	56.1	54.6	68.3	70.8	82.4	255.0	189.3	162.8	258.5	259.8	261.1
Nontax revenue	2,843.3	2,642.1	4,037.0	4,278.3	4,162.6	4,594.9	5,203.1	5,798.7	6,530.0	6,882.7	7,080.9
Entrepreneurial & property income	1,814.9	1,712.2	2,432.7	1,859.7	2,133.0	2,520.9	2,688.5	3,364.0	3,505.2	3,667.9	3,759.2
Net Sales to Public Enterprises	633.3	475.9	781.9	488.7	627.9	796.5	960.4	1,458.5	1,444.3	1,499.8	1,554.2
State Trading Organisation	-	-	-	-	-	0.8	-	56.6	56.9	57.8	58.9
Dhivehi Rajjege Gulhun Ltd. (Dhiraagu)	254.5	156.9	325.0	303.7	337.1	458.2	375.5	378.6	340.8	357.8	375.7
Maldives Post Limited	-	-	-	0.2	1.4	24.5	-	-	-	-	-
Maldives Monetary Authority	205.3	188.0	266.4	24.3	82.0	67.2	93.7	150.0	132.7	139.4	146.4
Island Aviation Services Limited	9.0	-	-	-	10.0	-	27.6	30.3	30.9	30.9	31.5
Maldives Transport & Contracting Co.	-	-	-	-	-	23.4	-	-	22.7	24.0	25.3
Maldives Ports Authority/ Maldives Ports Limited	39.4	76.2	33.8	60.0	60.0	55.2	-	137.3	140.0	154.0	169.4
Bank of Maldives	-	3.8	17.9	50.1	53.2	62.6	68.8	65.6	68.9	72.3	71.1

Particulars	2012	2013	2014	2015	2016	2017	2018	2019	2020	2021	2022
				Actual				Revised		Approved	
Maldives Airports Company Ltd	-	-	120.0	-	-	-	-	406.3	414.4	422.7	431.2
Housing Development Corporation	11.1	-	11.1	-	-	-	-	-	-	-	-
Maldives Water & Sewerage Company	95.2	43.0	-	30.9	57.5	89.0	101.2	197.5	199.5	201.5	203.5
Housing Development Finance Corporation	18.9	7.8	7.8	19.5	26.7	15.6	20.8	19.5	19.9	20.9	22.0
Thilafushi Corporation Limited	-	-	-	-	-	-	272.8	16.7	17.5	18.4	19.3
Land & resort rent	1,110.0	1,185.4	1,617.6	1,336.9	1,469.1	1,614.0	1,640.1	1,647.0	1,834.3	1,900.4	1,900.3
Resort lease rent	1,031.2	1,106.3	1,534.5	1,247.0	1,357.4	1,488.6	1,526.0	1,541.6	1,726.6	1,793.1	1,793.1
Land rent	78.8	79.0	83.1	89.9	111.7	125.4	114.1	105.4	107.7	107.2	107.2
Interest	71.6	50.9	33.1	34.1	36.0	110.4	88.0	258.5	226.6	267.8	304.7
Administrative fees & charges	727.6	583.5	1,084.4	1,831.1	1,401.5	1,204.4	1,298.4	1,204.1	1,788.1	1,833.7	1,872.0
Permit fee	420.2	278.1	716.3	1,419.4	959.1	683.5	686.1	588.7	985.3	1,010.9	1,033.7
Telecommunication Licence Fees	127.3	120.0	149.3	158.7	199.2	218.8	202.4	230.1	254.5	267.2	280.5
Other govt permit fees	292.9	158.0	567.1	1,260.7	759.9	464.8	483.8	358.6	730.8	743.8	753.1
Administrative fees	102.5	88.1	107.6	128.1	144.1	188.4	221.1	226.7	194.9	200.9	203.8
Airport Landing Charges	4.0	1.3	0.3	1.4	0.1	0.0	0.9	0.4	0.4	0.5	0.5
Registration and licence fee	88.1	83.2	99.3	115.4	138.6	173.2	211.3	220.2	186.5	192.5	195.3
Exam fees	10.5	3.6	8.0	11.3	5.4	15.2	8.9	6.1	7.9	7.9	8.0
Building rent	21.4	23.7	23.9	24.0	25.7	49.3	59.7	49.0	48.4	48.4	48.4
Govt. Building rent	16.9	20.6	22.1	23.3	21.6	42.5	45.9	43.4	42.8	42.8	42.8
Goifaa Labba	4.5	3.2	1.8	0.7	4.1	6.8	13.8	5.6	5.6	5.6	5.6
Non-industrial sales	183.5	193.5	236.6	259.5	272.7	283.2	331.4	339.7	559.6	573.5	586.2
Residential Permit Fee	183.5	193.5	236.6	259.5	272.7	283.2	331.4	339.7	559.6	573.5	586.2
Fine & Forfeits	103.4	109.0	256.6	269.2	327.0	244.0	277.8	249.7	169.7	162.4	155.8
Other	197.3	237.4	263.3	318.3	301.1	625.6	938.4	980.9	1,066.9	1,218.7	1,293.9
Fund	91.0	118.9	164.5	172.4	169.3	-	-	-	-	-	-
Printed Material	0.3	0.3	0.3	0.2	0.6	1.2	0.6	0.3	0.2	0.2	0.2
Passport	17.9	20.4	26.5	45.9	43.0	41.6	47.6	48.4	48.9	49.3	49.8
Airport Development Fee	-	-	-	-	-	317.1	659.3	705.9	877.1	1,024.7	1,095.6
Other	88.1	97.9	72.0	99.8	88.2	265.7	230.9	226.4	140.7	144.4	148.2
Capital revenue (sale of assets)	48.1	268.1	124.1	120.3	869.4	577.6	366.2	38.3	324.5	34.5	33.9

Particulars	2012	2013	2014	2015 Actual	2016	2017	2018	2019 Revised	2020	2021 Approved	2022
Grants	366.7	117.7	165.3	636.9	253.1	343.8	819.8	2,068.4	5,214.9	2,145.5	2,136.0
Cash grant	144.3	43.3	63.9	486.4	79.9	135.8	520.3	1,291.8	4,811.4	1,743.0	1,697.7
Project grant	222.4	74.4	101.4	150.5	173.2	208.0	299.5	776.6	403.5	402.5	438.3
Memorandum item:											
Subsidiary Loan repayment	136.6	135.5	127.7	159.1	157.3	126.5	113.9	227.3	231.3	334.9	407.9

1/Total Revenue and Grants is excluding Subsidiary Loan repayments

2/Royalty : Starting from 2012 Royalty is treated as tax revenue

3/Green tax introduced starting from Nov 2015 while tourism Tax abolished in nov 2014

Source: Ministry of Finance and Treasury

ECONOMIC CLASSIFICATION OF CENTRAL GOVERNMENT EXPENDITURE AND NET LENDING, 2012 - 2022

(In million Rufiyaa)

Particulars	2012	2013	2014	2015	2016	2017	2018	2019	2020	2021	2022
				Actual				Revised		Approved	
Total expenditure and net lending	13,110.0	13,530.8	16,417.2	21,336.9	25,263.0	22,420.2	26,418.7	28,856.9	35,756.4	39,396.9	36,085.8
Total expenditure	13,200.2	13,666.3	16,539.4	21,440.9	25,306.5	22,497.6	26,522.3	29,062.6	35,966.4	39,710.5	36,472.4
Current expenditure	10,316.5	11,573.2	13,960.0	16,733.7	16,141.0	14,955.2	18,268.0	20,833.8	22,337.9	22,780.2	23,179.5
Exp. on goods and services	8,519.2	8,842.3	10,437.0	13,631.3	13,953.8	13,009.6	15,141.1	17,026.4	18,438.4	18,591.8	18,954.5
Salaries and wages	2,722.7	3,283.7	3,992.9	3,929.2	4,029.6	3,996.6	4,278.4	4,597.3	4,713.7	4,707.8	4,707.8
Other allowances	1,836.5	2,322.0	2,435.7	2,891.5	2,868.9	2,975.2	3,398.4	3,669.7	4,002.4	3,998.1	3,998.1
Other benefits and gratuities	157.9	321.3	192.4	904.7	927.2	948.2	983.2	559.2	556.0	555.7	555.7
Travel expenses	139.6	118.5	133.5	188.9	186.9	176.7	175.5	216.7	237.8	235.4	239.8
Training expenses	308.0	274.1	305.7	415.2	456.0	248.3	523.1	610.1	905.7	930.0	945.7
Supplies and requisites	496.7	537.3	825.7	1,218.3	1,181.3	1,110.9	1,324.0	1,738.3	1,623.6	1,659.4	1,701.1
Repairs and maintenance	195.1	99.4	216.5	386.4	316.0	212.0	220.2	487.8	410.2	401.3	408.9
Transportation, communication and utilities	1,035.3	1,038.3	1,366.0	2,050.3	1,633.9	1,597.3	1,793.1	2,105.3	2,299.1	2,185.7	2,218.9
Subscriptions and membership fees to international organizations	32.1	24.5	29.4	37.1	26.5	18.8	28.4	32.3	41.7	42.7	43.9
Social welfare contributions	1,595.3	823.3	1,539.3	1,609.8	2,327.4	1,725.7	2,416.7	3,009.8	3,648.2	3,875.7	4,134.7
Interest payments	1,107.1	956.7	978.3	1,347.6	1,182.3	1,096.9	1,440.3	1,646.8	1,843.7	2,132.7	2,169.2
Subsidies and transfers	690.2	1,774.2	2,544.6	1,754.8	1,004.9	848.6	1,686.7	2,160.6	2,055.8	2,055.8	2,055.8
Food, Electricity, Water, Fisheries & Agriculture	442.1	1,308.5	1,338.1	1,236.9	492.6	334.8	1,167.4	1,180.6	1,049.3	1,049.3	1,049.4
Pensions	248.1	465.7	1,206.5	517.9	512.3	513.8	519.3	980.0	1,006.4	1,006.4	1,006.4

Particulars	2012	2013	2014	2015	2016	2017	2018	2019	2020	2021	2022
				Actual				Revised		Approved	
Capital expenditure and net lending	2,793.5	1,957.6	2,457.2	4,603.1	9,122.0	7,465.0	8,150.6	8,023.1	13,418.5	16,616.7	12,906.3
Development expenditure	2,883.7	2,093.0	2,579.4	4,707.2	9,165.5	7,542.4	8,254.3	8,228.8	13,628.5	16,930.3	13,292.9
Foreign Loan-financed	1,131.6	1,176.9	188.4	635.1	2,801.4	2,706.2	4,254.9	2,493.4	2,854.8	4,426.0	4,546.4
Grant Financed	154.8	36.4	84.1	79.6	129.9	178.2	196.5	334.5	472.7	401.9	452.3
Domestic PSIP	522.6	645.2	1,702.5	2,402.7	4,149.5	3,005.0	2,374.0	2,344.3	6,332.4	7,454.1	4,475.9
Others	1,074.7	234.5	604.3	1,589.8	2,084.7	1,652.9	1,428.8	3,056.6	3,968.6	4,648.3	3,818.3
Net lending 3/	(90.2)	(135.5)	(122.2)	(104.0)	(43.5)	(77.4)	(103.6)	(205.7)	(210.0)	(313.6)	(386.6)
Memorandum item:											
Total Capital Expenditure	4,736.2	3,725.2	3,998.3	5,934.1	10,661.6	9,995.9	9,896.7	9,626.0	15,533.4	19,969.2	19,477.7
Project Loan Capital	1,131.6	1,176.9	188.4	635.1	2,801.4	2,706.2	4,254.9	2,493.4	2,854.8	4,426.0	4,546.4
Project Grant Capital	154.8	36.4	84.1	79.6	129.9	178.2	196.5	334.5	472.7	401.9	452.3
Domestic PSIP	522.6	645.2	1,702.5	2,402.7	4,149.5	3,005.0	2,374.0	2,344.3	6,332.4	7,454.1	4,475.9
Loan repayment	1,806.1	1,632.2	1,413.3	1,171.9	1,382.4	2,404.4	1,632.2	1,375.6	1,883.7	3,017.7	6,163.5
Capital contributions to foreign institutions 2/	46.4	0.0	5.6	55.1	113.8	49.2	10.3	21.6	21.3	21.3	21.3
Other	1,074.7	234.5	604.3	1,589.8	2,084.7	1,652.9	1,428.8	3,056.6	3,968.6	4,648.3	3,818.3
Govt Budget TOTAL	15,052.7	15,298.5	17,958.3	22,667.9	26,802.7	24,951.1	28,165.3	30,459.8	37,871.3	42,749.5	42,657.2

2/ Includes IMF quota, 1999 11.2

3/ Net lending is not included in the regular budget

Source: Ministry of Finance and Treasury

FUNCTIONAL CLASSIFICATION OF CENTRAL GOVERNMENT CAPITAL EXPENDITURE, 2012 - 2022

(In million Rufiyaa)

Particulars	2012	2013	2014	2015	2016	2017	2018	2019	2020	2021	2022
				Actual				Revised		Approved	
Total Budget	-	-	-	-	-	- 24,951.1	28,165.3	30,459.7	37,871.3	42,749.5	42,657.2
General Public Services	-	-	-	-	-	4,640.8	4,233.1	4,400.9	6,967.5	8,273.0	11,485.6
Executive and legislative organs, financial and fiscal affairs, external aff.	-	-	-	-	-	996.1	983.4	1,197.9	3,049.9	2,984.3	3,019.0
General Services	-	-	-	-	-	143.4	177.2	180.6	190.1	138.3	133.9
Public Debt Transactions	-	-	-	-	-	3,501.3	3,072.5	3,022.4	3,727.4	5,150.4	8,332.7
Defense	-	-	-	-	-	2,659.1	2,995.2	3,101.3	3,309.7	3,315.6	3,403.0
Military Defense	-	-	-	-	-	1,101.6	1,282.5	1,214.9	1,333.0	1,342.5	1,355.0
Civil Defense	-	-	-	-	-	130.8	128.2	136.9	166.4	211.7	308.0
Police Services	-	-	-	-	-	1,411.7	1,573.0	1,749.4	1,809.7	1,761.3	1,740.0
Fire Protection	-	-	-	-	-	15.0	11.6	0.1	0.6	0.0	-
Public Order & Safety	-	-	-	-	-	932.5	928.2	1,101.8	1,201.9	1,239.3	1,157.9
Law Courts	-	-	-	-	-	586.5	610.2	701.1	776.9	813.6	778.8
Prisons	-	-	-	-	-	346.0	318.0	400.7	425.0	425.7	379.0
Economic Affairs	-	-	-	-	-	3,898.7	5,906.2	7,237.4	7,954.7	9,703.9	8,003.3
General Economic, Commercial & Labor Affairs	-	-	-	-	-	1,953.0	1,848.5	4,177.7	4,114.0	3,705.5	3,844.1
Agriculture, Forestry, Fishing & Hunting	-	-	-	-	-	78.8	92.3	162.6	208.0	231.8	180.9
Fuel & Energy	-	-	-	-	-	14.3	13.5	243.3	279.4	24.8	3.7
Transport	-	-	-	-	-	1,794.7	3,868.0	2,554.3	3,272.7	5,658.8	3,890.5
Communication	-	-	-	-	-	57.9	83.8	99.5	80.5	83.0	84.1
Environmental Protection	-	-	-	-	-	988.1	1,253.4	1,104.4	1,790.1	2,930.6	1,733.3
Waste Management	-	-	-	-	-	97.9	97.8	138.6	214.7	387.4	600.9
Waste Water Management	-	-	-	-	-	663.7	937.5	783.0	1,053.1	1,592.0	672.4
Pollution abatement	-	-	-	-	-	4.3	5.6	4.6	21.2	16.8	16.0
Protection of Biodiversity & Landscape	-	-	-	-	-	139.8	85.9	112.0	361.6	792.1	304.4
R&D Environmental Protection	-	-	-	-	-	9.2	-	-	-	-	-
Environmental Protection N.E.C	-	-	-	-	-	73.3	126.6	66.3	139.6	142.2	139.6
Housing & Community Amenities	-	-	-	-	-	1,486.1	893.3	1,551.0	3,128.9	3,263.7	3,656.5
Housing Development	-	-	-	-	-	500.4	37.3	312.1	1,025.1	866.2	1,388.8
Community Development	-	-	-	-	-	842.3	748.4	1,065.0	1,884.2	1,978.8	2,108.5
Water Supply	-	-	-	-	-	142.9	103.8	158.0	195.8	417.7	159.2
Street Lighting	-	-	-	-	-	0.6	3.8	13.0	10.5	-	-
Housing & Community Amenities N.E.C	-	-	-	-	-	-	-	2.9	13.3	1.0	-
Health	-	-	-	-	-	3,750.4	3,408.0	3,562.7	4,144.2	4,481.1	4,338.0
Hospital Services	-	-	-	-	-	3,417.0	3,096.3	2,780.6	3,558.8	3,917.8	3,770.0
Public Health Services	-	-	-	-	-	333.4	311.6	782.1	585.4	563.3	568.0
Recreation, Culture & Religion	-	-	-	-	-	816.1	855.0	716.6	918.8	694.0	559.9
Recreational & Sporting Services	-	-	-	-	-	230.7	221.5	311.3	533.5	311.7	241.1
Cultural Services	-	-	-	-	-	27.0	21.9	40.7	56.3	65.3	54.4
Broadcasting & Publishing Services	-	-	-	-	-	7.1	6.9	7.7	8.1	8.2	8.3
Religious & Other Community Services	-	-	-	-	-	551.3	604.6	356.8	320.8	308.9	256.1
Education	-	-	-	-	-	2,832.9	3,208.0	3,647.7	4,464.5	4,774.0	4,295.0
Tertiary Education	-	-	-	-	-	390.6	700.8	800.2	3,314.9	3,487.9	3,048.7
Education N.E.C	-	-	-	-	-	2,442.3	2,507.3	2,847.5	1,149.6	1,286.2	1,246.3
Social Protection	-	-	-	-	-	2,946.4	4,484.8	4,036.0	3,991.2	4,074.4	4,024.6
Sickness & Disability	-	-	-	-	-	1,219.2	1,893.6	1,316.4	1,371.6	1,411.5	1,452.7
Old Age	-	-	-	-	-	1,249.3	1,280.3	1,301.5	1,320.0	1,320.0	1,320.0
Survivors	-	-	-	-	-	57.7	53.8	52.6	56.1	57.7	59.5
Family & Children	-	-	-	-	-	80.4	87.4	107.4	171.8	213.4	120.6
Social Protection N.E.C	-	-	-	-	-	339.8	1,169.7	1,258.1	1,071.7	1,071.8	1,071.9

Source: Ministry of Finance and Treasury

FOREIGN GRANTS BY PRINCIPAL DONORS, 2012 - 2022

(In million Rufiyaa)

Particulars	2012	2013	2014	2015	2016	2017	2018	2019	2020	2021	2022
				Actual				Revised		Approved	
Total grants	366.7	117.6	165.3	636.9	253.2	365.5	833.6	2,125.9	5,228.6	2,159.2	2,149.7
Current	144.3	43.3	63.9	486.4	79.9	135.8	520.3	1,291.8	4,811.4	1,743.0	1,697.7
Capital	222.4	74.4	101.4	150.5	173.2	208.0	299.5	776.6	403.5	402.5	438.3
Bilateral	194.4	47.5	81.7	432.3	63.3	155.9	615.0	1,706.3	4,680.2	1,625.7	1,649.6
America	0.6	0.0	-	(0.0)	0.7	1.2	-	-	2.3	4.6	6.9
Abu Dhabi	-	-	-	-	-	76.7	-	-	-	-	-
Brunei	1.6	1.2	0.5	0.4	-	-	-	-	-	-	-
Canada	-	-	-	-	-	0.0	0.0	-	-	-	-
China	-	-	1.5	17.5	24.5	2.6	-	6.4	0.1	0.1	0.1
Denmark	-	0.6	0.6	0.7	-	-	0.2	-	0.0	0.0	0.0
Finland	-	3.2	3.2	-	-	-	-	-	-	-	-
Germany	-	4.2	16.5	-	-	-	-	-	-	-	-
India	37.2	17.1	24.4	0.0	3.7	-	383.8	878.4	4,626.0	1,542.0	1,542.0
Italy	-	-	-	-	-	10.8	30.4	9.8	18.7	18.7	18.7
Japan	40.6	10.0	3.8	3.1	6.9	0.1	0.0	2.0	21.5	43.0	64.6
Kuwait	6.4	1.2	13.8	0.5	-	-	-	-	-	-	-
Kuwait Fund	-	-	-	0.7	-	-	-	-	-	-	-
Netherland	-	-	0.6	-	-	-	-	4.3	11.5	17.3	17.3
Pakistan	-	-	-	32.6	-	0.0	76.8	-	-	-	-
Qatar	0.0	-	-	-	-	-	-	-	-	-	-
Saudi Arabia	-	-	16.8	10.8	23.8	64.2	123.8	34.4	-	-	-
Saudi Fund	-	-	-	364.0	1.5	-	-	-	-	-	-

Particulars	2012	2013	2014	2015	2016	2017	2018	2019	2020	2021	2022
				Actual				Revised		Approved	
South Korea	-	-	-	-	0.1	0.1	-	-	0.0	0.0	0.0
Sri Lanka	107.9	9.9	-	-	-	-	-	-	-	-	-
Thailand	-	0.2	-	-	-	-	-	-	-	-	-
Turkey	-	-	-	0.0	-	0.1	-	-	-	-	-
United Arab Emirates	-	-	-	2.1	2.1	-	-	771.0	-	-	-
Multilateral	172.2	70.1	83.6	204.6	189.9	209.6	218.6	419.6	548.4	533.5	500.1
ADB	0.1	-	2.2	11.4	15.5	17.0	18.9	202.8	235.7	142.5	147.5
ASDB	-	-	0.1	-	-	-	-	-	-	-	-
AFPPD	-	-	0.1	0.0	0.1	0.1	-	-	-	-	-
Asia Pacific Forum	-	-	-	-	0.1	0.0	0.0	-	-	-	-
Common Wealth	0.1	-	-	0.4	0.2	-	-	-	-	-	-
Caritas Italiana	-	-	-	2.4	0.2	-	-	-	-	-	-
European Union	-	0.2	-	0.1	0.2	-	-	0.1	0.1	0.1	0.1
FAO	0.2	0.2	1.0	0.6	0.1	0.7	0.1	0.2	0.0	0.0	0.0
FBO	-	-	-	1.3	0.3	0.2	0.2	-	-	-	-
FIDA	3.4	-	-	-	-	-	-	-	-	-	-
Fund Raising Activities	-	-	-	-	0.2	-	-	41.7	-	-	-
GEF	0.2	0.6	-	-	-	-	1.2	0.8	1.6	1.6	1.6
GCF	-	-	-	-	-	-	-	-	30.2	60.4	90.6
IDA	56.0	5.3	0.0	0.4	-	-	-	-	-	-	-
IDB	-	-	0.4	0.1	-	-	-	-	-	-	-
IFAD	-	-	-	0.1	10.4	7.1	6.6	3.8	1.8	1.8	1.8
IUTL	-	-	-	-	0.3	0.3	0.6	0.4	0.4	0.4	0.4
LBO	0.8	-	-	11.4	11.4	10.1	1.5	1.9	1.1	1.1	1.1
NGO	3.8	3.0	5.5	4.5	3.6	1.8	4.2	4.4	3.4	2.9	2.9
OECD	-	-	-	-	-	0.1	0.1	0.2	0.1	0.1	0.1

Expenditure on Major Projects Financed by Foreign Loans, 2012 - 2022

(In million Rufiyaa)

Particulars	2012	2013	2014	2015	2016	2017	2018	2019	2020	2021	2022
				Actual				Revised		Approved	
Total spending	1,145.8	1,187.2	188.4	648.4	2,987.3	2,712.9	4,274.4	2,505.2	2,885.2	4,443.9	4,577.1
Projects	1,145.8	1,187.2	188.4	648.4	2,987.3	2,712.9	4,274.4	2,505.2	2,885.2	4,443.9	4,577.1
Saudi Fund											
Reconstruction and Development of Ga. Atoll	5.3	14.6	14.5	-	-	-	6.1	-	-	-	-
Reconstruction of fishing Harbours in Maldives	148.5	23.3	11.0	-	-	-	-	-	-	-	-
Ibrahim Nasir International Airport Development Project (Terminal)	-	-	-	-	-	38.8	345.8	42.8	158.2	517.4	-
Hulhumale' Island Development Project	-	-	-	-	-	7.6	68.7	87.2	201.5	201.5	201.5
S.Hithadhoo Regional Hospital Project	-	-	-	-	-	25.2	41.9	11.5	-	-	-
Abu Dhabi Fund											
Housing and Infrastructure project in Tsunami affected areas	87.6	21.2	9.8	11.4	-	-	-	-	-	-	-
Small Scale Waste-to-Energy Project - Zone 7	-	-	-	-	-	-	16.1	32.2	17.1	27.0	-
Terminal Development Project at Velana International Airport	-	-	-	-	-	12.9	-	119.1	-	-	-
Greater Male' Connectivity Project (Male'-Thilafushi Bridge)	-	-	-	-	-	-	-	-	305.4	610.8	1,145.3
Kuwait Fund											
Rehabilitation of Tsunami Damage Utilities Project	9.1	-	-	-	-	-	-	-	-	-	-
Water Supply and Sewerage in Gn.Fuwammulah	-	-	-	-	22.5	39.2	67.1	15.6	0.5	-	-
Coastal Protection in Gn.Fuwammulah	-	-	-	-	-	-	-	-	60.4	70.5	40.3
Terminal Development Project at Velana International Airport	-	-	-	-	-	-	-	177.2	256.3	326.1	-
Japan											
Post Tsunami Recovery and Reconstruction	7.1	-	-	-	-	-	-	-	-	-	-
French Development Agency (AFD)											
Rehabilitation of Harbors and Creation of Sewerage network	49.1	66.5	52.9	82.8	6.7	4.6	-	-	-	-	-


Particulars	2012	2013	2014	2015	2016	2017	2018	2019	2020	2021	2022
				Actual				Revised		Approved	
International Development Association (IDA)											
Mobile phone banking	18.5	-	-	-	-	-	-	-	-	-	-
Maldives Environment Management Project	56.4	49.7	-	-	-	-	-	-	-	-	-
Pension and Social Protection Administration Project	11.1	10.3	-	-	-	-	-	-	-	-	-
International Fund for Agriculture Development (IFAD)											
Post Tsunami Agriculture and Fisheries Rehabilitation Project	-	-	-	-	-	-	-	-	-	-	-
Post Tsunami Agriculture and Fisheries Rehabilitation Project	14.6	0.0	1.7	-	2.7	-	-	-	-	-	-
Fisheries and Agriculture Diversification Project	4.2	2.7	4.0	9.0	15.2	3.9	4.1	-	-	-	-
Islamic Development Bank (IDB)											
Construction of Basic housing in Tsunami affected islands	22.6	0.5	-	-	-	-	-	-	-	-	-
Construction of Harbours for Tsunami Victims	59.7	29.9	-	-	-	-	-	-	-	-	-
Quarantine facility	-	-	0.3	0.2	-	0.1	-	-	-	-	-
SME Co-Finance	-	-	6.2	-	-	-	-	-	-	-	-
Reconstruction of Harbours (Concessional)	-	-	5.1	2.2	83.8	-	-	-	-	-	-
Sanitation in 5 islands	-	-	-	-	2.3	31.2	0.1	-	-	-	-
Sanitation in 5 islands (Istisna)	-	-	-	-	-	-	-	11.5	15.1	-	-
Sanitation in 5 islands (Concessional)	-	-	-	-	-	-	57.4	47.4	-	-	-
Reconstruction of Harbours Phase II (additional financing)	-	-	-	-	-	162.9	16.5	1.6	0.5	-	-
Micro Small & Medium Enterprises Development Project	-	-	-	4.3	31.2	-	-	-	-	-	-
Micro Enterprises Development Project	-	-	-	-	-	6.7	-	-	-	-	-
Greater Male' Environmental Improvement & Waste Management Project	-	-	-	-	-	-	-	-	4.7	11.8	47.3
Asian Development Bank (ADB)											
Employment Skills Training Project	3.1	11.1	-	-	-	-	-	-	-	-	-
Regional Development Project Phase 2	1.8	-	-	-	-	-	-	-	-	-	-
Private Sector Development Project	38.7	26.7	-	-	-	-	-	-	-	-	-
Capacity Development for Economic Recovery	-	-	-	-	-	-	-	-	-	-	-
Micro Small & Medium Enterprises dev project	-	-	11.6	-	0.1	-	3.6	-	-	-	-
Greater Male' Environmental Improvement & Waste Management Project	-	-	-	-	-	-	-	-	9.2	22.9	91.6
SASEC National Single Window Project	-	-	-	-	-	-	-	11.8	28.6	16.1	19.5

FOREIGN LOANS BY LENDING AGENCY, 2012 - 2022

(In million Rufiyaa)

Particulars	2012	2013	2014	2015	2016	2017	2018	2019	2020	2021	2022
	Actual				Revised						
Total disbursements	1,145.9	1,187.2	188.4	648.4	2,847.9	2,712.9	3,556.8	2,818.9	3,038.9	4,443.8	4,577.1
Bilateral	257.7	59.1	35.2	11.4	22.5	123.8	545.8	869.6	1,000.2	1,753.2	1,387.0
Saudi Arabia	153.8	37.9	25.5	-	-	71.6	462.5	141.5	359.7	718.9	201.5
Kuwait Fund	9.1	-	-	-	22.5	39.2	67.1	192.8	317.2	396.6	40.3
Japan	7.1	-	-	-	-	-	-	-	-	-	-
Abu Dhabi Fund	87.6	21.2	9.8	-	-	12.9	16.1	151.3	322.5	637.8	1,145.3
India	-	-	-	-	-	-	-	384.0	0.8	0.0	0.0
Multilateral	888.2	1,128.1	153.2	637.0	2,825.4	2,589.1	3,011.0	1,949.4	2,038.7	2,690.6	3,190.2
OPEC Fund (OFID)	14.1	14.0	15.6	31.2	1.4	169.3	476.7	349.6	487.8	412.2	190.9
IDA	86.1	60.0	-	-	-	-	-	-	-	-	-
ADB	43.6	37.8	11.6	-	0.1	-	3.6	11.8	37.8	39.0	111.1
IDB	82.2	30.3	11.6	6.7	117.4	200.9	89.9	60.5	20.3	11.8	47.3
IFAD	18.9	2.7	5.7	9.0	17.8	3.9	4.1	-	-	-	-
ING Bank (Netherland)	-	-	-	-	-	-	-	324.5	649.0	811.3	1,460.3
Exim Bank - China	471.9	816.5	-	408.2	2,682.0	1,059.8	-	-	-	-	-
Exim Bank - India	102.9	-	18.7	99.1	-	-	-	-	-	-	-
European Investment Bank (EIB)	-	-	-	-	-	-	-	-	40.3	7.0	-
French Development Agency (AFD)	49.1	66.5	52.9	82.8	6.7	4.6	-	-	-	-	-
DANIDA	19.5	100.2	37.0	-	-	-	-	-	-	-	-
AIIB	-	-	-	-	-	-	-	-	5.9	29.4	117.6
World Bank	-	-	-	-	-	-	-	-	165.0	12.1	31.8
Others	-	-	-	-	-	1,150.6	2,436.7	1,202.9	632.6	1,367.8	1,231.2

Source: Ministry of Finance and Treasury





Ministry of Finance

2019

 [fb.com/finance.gov.mv](https://www.facebook.com/finance.gov.mv)

 [@MoFmv](https://twitter.com/MoFmv)

 www.finance.gov.mv

 www.budget.gov.mv